



NEBRASKA BASKETBALL

2023-24 GAME NOTES

X HUSKERMBB

Instagram HUSKERMBB

Facebook HUSKERMBB

GAME 31

OPPONENT: AT MICHIGAN
DATE: SUNDAY, MARCH 10
TIPOFF: 11:01 A.M.
LOCATION: ANN ARBOR, MICH.
ARENA: CRISLER CENTER

GAME AT A GLANCE



Michigan Wolverines
2023-24 Record: 8-22 (3-16 B1G)
Head Coach: Juwan Howard
Record at School: 82-65 (fifth year)
Career Record: Same



Huskers Radio Network
Play-by-Play: Kent Pavelka
Analyst: Jake Muhleisen



Nebraska Cornhuskers
2023-24 Record: 21-9 (11-8 B1G)
Head Coach: Fred Hoiberg
Record at Nebraska: 61-92 (5th year)
Career Record: 176-148 (10th year)



Big Ten Network
Play-by-Play: Connor Onion
Analyst: Nick Bahe

2023-24 SCHEDULE

| Date | AP Rk. | Opponent | TV/Online | Time |
|----------|--------|---------------------------------------|--------------------|---------------|
| Nov. 6 | | Lindenwood | B1G+ | W 84-52 |
| Nov. 9 | | Florida A&M | B1G+ | W, 81-54 |
| Nov. 13 | | Rider (Cornhusker Classic) | BTN | W, 64-50 |
| Nov. 15 | | Stony Brook (Cornhusker Classic) | B1G+ | W, 84-63 |
| Nov. 18 | | vs. Oregon State | Peacock | W, 84-63 |
| Nov. 22 | | Duquesne (Cornhusker Classic) | BTN | W, 89-79 |
| Nov. 26 | | Cal State Fullerton | B1G+ | W, 85-72 |
| Dec. 3 | | No. 15 Creighton | FS1 | L, 60-89 |
| Dec. 6 | | at Minnesota * | BTN | L, 65-76 |
| Dec. 10 | | Michigan State * | BTN | W, 77-70 |
| Dec. 17 | | at Kansas State | Big 12 Now (ESPN+) | W, 62-46 |
| Dec. 20 | | North Dakota | B1G+ | W, 83-75 |
| Dec. 29 | | South Carolina State | B1G+ | W, 91-62 |
| Jan. 3 | | Indiana * | BTN | W, 86-70 |
| Jan. 6 | | at No. 21 Wisconsin * | BTN | L, 72-88 |
| Jan. 9 | | No. 1 Purdue * | Peacock | W, 88-72 |
| Jan. 12 | | at Iowa * | BTN | L, 76-94 |
| Jan. 17 | | at Rutgers * | BTN | L, 82-87 (OT) |
| Jan. 20 | | Northwestern * | BTN | W, 75-69 |
| Jan. 23 | | Ohio State * | Peacock | W, 83-69 |
| Jan. 27 | | at Maryland * | BTN | L, 51-73 |
| Feb. 1 | | No. 6 Wisconsin * | BTN | W, 80-72 (OT) |
| Feb. 4 | | at No. 14 Illinois * | BTN | L, 84-87 (OT) |
| Feb. 7 | | at Northwestern * | BTN | L, 68-80 |
| Feb. 10 | | Michigan * | BTN | W, 79-59 |
| Feb. 17 | | Penn State * | BTN | W, 68-49 |
| Feb. 21 | | at Indiana * | BTN | W, 85-70 |
| Feb. 25 | | Minnesota * | BTN | W, 73-55 |
| Feb. 29 | | at Ohio State * | FS1 | L, 69-78 |
| March 3 | | Rutgers * | BTN | W, 67-58 |
| March 10 | | at Michigan * | BTN | 11 a.m. |
| March 14 | | at Big Ten Tournament (2nd Round) | BTN | TBA |
| March 15 | | at Big Ten Tournament (Quarterfinals) | BTN | TBA |
| March 16 | | at Big Ten Tournament (Semifinals) | CBS | TBA |
| March 17 | | at Big Ten Tournament (Finals) | CBS | 2:30 p.m. |

*-Big Ten Conference Game; **Home games** are in red and bold

ON THE AIR

Radio: Sunday's game will be carried on the Huskers Radio Network with Kent Pavelka and Jake Muhleisen on the call, including KLIN (1400 AM) in Lincoln, KXSP (590 AM) in Omaha and KRVN (880 AM) in Lexington and will also be available on Huskers.com and the Huskers app. The pregame show begins an hour before tipoff.

TV/Online: Sunday's game will be on BTN with Connor Onion and Nick Bahe on the call. It will also be available online on the Fox Sports app.

HUSKERS LOOK TO CLINCH BIG TOURNAMENT DOUBLE BYE AT MICHIGAN

The Nebraska men's basketball team looks to clinch a double bye in next week's Big Ten Tournament on Sunday afternoon, as the Huskers close the regular season with a matchup with the Michigan Wolverines. Tipoff at Crisler Center in Ann Arbor is set for 11:01 a.m. (central) with coverage on BTN and the Huskers Radio Network.

Nebraska (21-9, 11-8 Big Ten) enters the final weekend of the regular season in a tie for third place in the Big Ten standings with Northwestern and Wisconsin. A win on Sunday would give Nebraska its best conference finish since NU tied for second in the Big Eight in 1992-93 and would guarantee the Huskers a top-four seed in Minneapolis. Depending on the weekend's results, NU could be seeded between third and sixth for the Big Ten Tournament.

The Huskers have been off since a 67-56 win over Rutgers on March 3. Juwan Gary (15 points, 11 rebounds) and Josiah Allick (10 points, 12 rebounds) both posted double doubles as Nebraska enjoyed a 44-40 advantage on the glass and held Rutgers to 32.8 percent shooting. Keisei Tominaga added 18 points, including a 7-0 run after Rutgers cut a 17-point lead to 54-48 midway through the second half.

Tominaga leads a balanced attack at 14.0 points per game, as Nebraska's lineup features four double-figure scorers. The senior guard is closing on 1,000 career points at Nebraska and would become the fifth member of the 2023-24 roster to go over 1,000 career points.

Michigan (8-22, 3-16) is locked into the No. 14 seed in next week's Big Ten Tournament. The Wolverines have been off since an 84-61 loss at Ohio State on March 3. Dug McDaniel led Michigan with 19 points and three assists while Terrance Williams II had 13 points. McDaniel did not play in the first meeting between the two teams.

982 Keisei Tominaga enters Sunday's game at Michigan needing only 18 points to reach 1,000 for his Husker career. He would be the 31st player in Husker history to reach 1,000 career points, and one of 11 players to reach the total in three seasons or less.

2023-24 ROSTER AT A GLANCE

| No | Name | Pos. | Ht. | Wt. | Yr. | Hometown | GP/GS | MPG | PPG | RPG | APG | BPG | SPG |
|----|--------------------|------|------|-----|------|------------------------------|-------|------|------|-----|-----|-----|-----|
| 0 | C.J. Wilcher | G | 6-5 | 214 | Jr. | Plainfield, N.J. | 30/2 | 18.2 | 8.1 | 1.6 | 0.9 | 0.2 | 0.5 |
| 1 | Sam Hoiberg | G | 6-0 | 183 | So. | Lincoln, Neb. | 30/0 | 19.8 | 3.6 | 3.0 | 1.8 | 0.1 | 1.0 |
| 2 | Ramel Lloyd Jr. | G | 6-6 | 210 | RFr. | Woodland Hills, Calif. | -/- | | | | | | |
| 3 | Brice Williams | G | 6-7 | 213 | Jr. | Huntersville, N.C. | 30/30 | 29.4 | 12.5 | 5.7 | 2.4 | 0.6 | 1.1 |
| 4 | Juwan Gary | F | 6-6 | 221 | Jr. | Columbia, S.C. | 24/16 | 27.1 | 12.0 | 6.2 | 1.2 | 0.8 | 1.1 |
| 5 | Ahron Ulis | G | 6-3 | 190 | Jr. | Chicago, Ill. | -/- | | | | | | |
| 9 | Jarron Coleman | G | 6-5 | 213 | Sr. | Indianapolis, Ind. | 11/0 | 12.6 | 2.5 | 1.8 | 2.4 | 0.1 | 0.3 |
| 10 | Jamarques Lawrence | G | 6-3 | 182 | So. | Plainfield, N.J. | 30/23 | 23.8 | 6.8 | 3.3 | 2.6 | 0.0 | 0.8 |
| 11 | Eli Rice | G | 6-8 | 213 | Fr. | Gallatin, Tenn. | 17/0 | 9.9 | 4.2 | 1.6 | 0.4 | 0.2 | 0.2 |
| 15 | Blaise Keita | F | 6-11 | 257 | Jr. | Bamako, Republic of Mali | -/- | | | | | | |
| 21 | Matar Diop | F | 6-10 | 213 | Fr. | Dakar, Senegal | 15/0 | 3.8 | 0.8 | 0.7 | 0.3 | 0.2 | 0.1 |
| 24 | Jeff Grace | G | 6-3 | 197 | So. | Elmhurst, Ill. | 12/0 | 1.3 | 0.5 | 0.2 | 0.2 | 0.0 | 0.0 |
| 30 | Keisei Tominaga | G | 6-2 | 179 | Sr. | Moriyama Nagoya Aichi, Japan | 28/28 | 25.6 | 14.0 | 2.2 | 1.3 | 0.0 | 0.9 |
| 31 | Cale Jacobsen | G | 6-4 | 200 | Fr. | Ashland, Neb. | 17/0 | 2.8 | 0.6 | 0.2 | 0.3 | 0.0 | 0.1 |
| 35 | Henry Burt | F | 6-7 | 217 | Fr. | Omaha, Neb. | 6/0 | 1.3 | 0.3 | 0.5 | 0.0 | 0.0 | 0.0 |
| 51 | Rienk Mast | F | 6-10 | 248 | Jr. | Groningen, Netherlands | 28/28 | 30.6 | 12.8 | 7.9 | 3.0 | 0.5 | 0.4 |
| 53 | Josiah Allick | F | 6-8 | 231 | Sr. | Lincoln, Neb. | 29/23 | 23.4 | 6.9 | 5.1 | 1.3 | 0.4 | 0.6 |

2023-24 NEBRASKA BASKETBALL ROSTER

| No. | VL | Name | Pos. | Ht. | Wt. | Yr. | Hometown | Previous School | X/Twitter | Instagram |
|-----|----|--------------------|------|------|-----|------|------------------------------|-------------------------------|------------------|----------------|
| 0 | ** | C.J. Wilcher | G | 6-5 | 214 | Jr. | Plainfield, N.J. | Xavier | @CJWilcher | cj_wilcher |
| 1 | * | Sam Hoiberg | G | 6-0 | 183 | So. | Lincoln, Neb. | Pius X | @samhoiberg | samhoiberg |
| 2 | | Ramel Lloyd Jr. | G | 6-6 | 204 | RFr. | Woodland Hills, Calif. | Sierra Canyon | @ramellloyd22 | ramellloydd |
| 3 | | Brice Williams | G | 6-7 | 213 | Jr. | Huntersville, N.C. | Charlotte | @bgotit_ | blaviss |
| 4 | * | Juwan Gary | F | 6-6 | 215 | Jr. | Columbia, S.C. | Alabama | @takflight24 | wanwitdabutter |
| 5 | | Ahron Ulis | G | 6-3 | 190 | Jr. | Chicago, Ill. | Iowa | @AhronUlis | ahron1_ |
| 9 | | Jarron Coleman | G | 6-5 | 213 | Sr. | Indianapolis, Ind. | Ball State | @jarron_coleman | front11neboog |
| 10 | * | Jamarques Lawrence | G | 6-3 | 183 | So. | Plainfield, N.J. | Roselle Catholic | @JLawrence10_ | rf.jaymar |
| 11 | | Eli Rice | G | 6-8 | 213 | Fr. | Gallatin, Tenn. | IMG Academy | @iamelirice | iamelirice |
| 15 | * | Blaise Keita | F | 6-11 | 257 | Jr. | Bamako, Republic of Mali | Coffeyville Community College | @Blaisekeita15 | blaise.keita |
| 21 | | Matar Diop | F | 6-10 | 213 | Fr. | Dakar, Senegal | Keystone Athletic Academy | @dmatar832 | deerfam_21 |
| 24 | * | Jeffrey Grace III | G | 6-3 | 197 | So. | Elmhurst, Ill. | Arizona State | @JeffreyGraceIII | ig3is23 |
| 30 | ** | Keisei Tominaga | G | 6-2 | 179 | Sr. | Moriyama Nagoya Aichi, Japan | Ranger College | @KeiseiTominaga | keisei.kbz30 |
| 31 | | Cale Jacobsen | G | 6-4 | 200 | RFr. | Ashland, Neb. | Ashland-Greenwood | @calejacobsen_ | calejacobsen_ |
| 35 | | Henry Burt | F | 6-7 | 216 | RFr. | Omaha, Neb. | Elkhorn South | @HenryBurt15 | henryburt0 |
| 51 | | Rienk Mast | F | 6-10 | 248 | Jr. | Groningen, Netherlands | Bradley | | rienk_mast |
| 53 | | Josiah Allick | F | 6-8 | 231 | Sr. | Lincoln, Neb. | New Mexico | @allick_josiah | josiahhallick |

2023-24 NEBRASKA BASKETBALL COACHING STAFF

Head Coach

Fred Hoiberg, fifth season (Iowa State, 1995)

Assistant Coaches

Adam Howard, second season (Western Kentucky, 2008)
Nate Loenser, third season (Iowa State, 2002)
Ernie Zeigler, second season (Cleary, 1994)

Support Staff

Director of Men's Basketball Strength & Conditioning: Kurt Joseph
Dir. of Basketball Strategies & Business Operations: Luca Virgilio
Assistant Director of Basketball Operations: Sheryl Burbach
Director of Player Development: Emmanuel Tommy
Video Coordinator: Michael Bania
Recruiting Coordinator: Padya Borders
Graduate Managers: Nihilo Ibarra, Justin Moore, Joey St. Pierre

Athletic Trainer: Andrew McCabe
Team Nutritionist: Jake Blattner
Sports Psychologist: Heather Kiefer
NAPL Director: Matt Thome
Equipment Manager: Pat Norris

PRONUNCIATION GUIDE

| Name | Pronunciation |
|-----------------|--------------------------|
| Josiah Allick | AL-ick |
| Matar Diop | MA-tar JOPE (as in hope) |
| Blaise Keita | Blaze KAY-ta |
| Juwan Gary | Juh-WAHN |
| Rienk Mast | RINK |
| Keisei Tominaga | Kay-say Toe-me-nawga |
| Ahron Ulis | YOU-liss |
| C.J. Wilcher | WILL-chur |

HUSKERS RADIO NETWORK



KENT PAVELKA

- Is in his 37th season of calling Husker men's basketball
- Called NU basketball for two stretches from 1974-1996 before returning to play-by-play duties full time in 2006-07
- Called his 1,000th Husker basketball game in 2018-19
- Six-time Nebraska Sportscaster of the Year who was inducted into the Nebraska Broadcasters Hall of Fame in 2019



JAKE MUHLEISEN

- Is in his sixth season as full-time color analyst after serving in a part-time basis for five seasons
- Was a four-year starter at guard for Nebraska from 2002-05
- Three-year team captain and started 98 games in his career
- Served as a graduate assistant at Creighton from 2005-07

| City | Station | Frequency |
|---------------|---------|-----------|
| Ainsworth | KBRB | 1400 AM |
| Alliance | KCOW | 1400 AM |
| Beatrice | KWBE | 1450 AM |
| Broken Bow | KBBN | 95.3 FM |
| Chadron | KCSR | 610 AM |
| Columbus | KJSK | 900 AM |
| Cozad | KAMI | 1580 AM |
| Fairbury | KGMT | 1310 AM |
| Falls City | KTNC | 1230 AM |
| Fremont | KFMT | 105.5 FM |
| Grand Island | KRGI | 1430 AM |
| Hastings | KHAS | 1230 AM |
| Hastings | KLIQ | 94.5 FM |
| Holdrege | KUVR | 1380 AM |
| Imperial | KADL | 102.9 FM |
| Kearney | KGFV | 1340 AM |
| Lexington | KRVN | 880 AM |
| Lincoln | KLIN | 1400 AM |
| Lincoln | KLIN | 99.3 FM |
| McCook | KSWN | 93.9 FM |
| McCook | KZMC | 102.1 FM |
| Nebraska City | KNCY | 1600 AM |
| Norfolk | KNEN | 94.7 FM |
| North Platte | KODY | 1240 AM |
| Omaha | KXSP | 590 AM |
| Scottsbluff | KNEB | 960 AM |
| Scottsbluff | KNEB | 994.1 FM |
| Sidney | KSID | 1340 AM |
| Superior | KRFS | 1600 AM |
| Superior | KRFS | 103.9 FM |
| Valentine | KVSH | 940 AM |
| West Point | KTIC | 840 AM |

Also available nationwide on Huskers.com and the Huskers App.


PROBABLE STARTERS VS. MICHIGAN (BASED ON LAST GAME)



#30 KEISEI TOMINAGA | G | SR. | 6-2 | 179 | MORIYAMA NAGOYA AICHI, JAPAN

2023-24 Averages: PPG: 14.0 | RPG: 2.2 | APG: 1.3

Worth Noting: Had 18 points, including seven straight points in NU's decisive run vs. Rutgers...Needs 18 points to reach 1,000 for his career...47 career double-figure games and 14 20+ games...Led NU with 20 points and three assists vs. Indiana...Career-high 31 points at No. 14 Illinois, including 5-of-7 from 3-point range...Finished with 14 points and a career-high six boards vs. Northwestern...Totaled 19 points and four assists vs. No. 1 Purdue...Scored 28 points vs. Indiana...Preseason All-Big Ten selection...Averaged 13.1 ppg while shooting 50% from the field and 40% from 3-point range in 2022-23...Saw action in 30 games in 2021-22, averaging 5.7 points per game...Averaged 16.3 ppg at Ranger College, helping the school to the NCAA semifinals in 2021.

Career Bests: Pts: 31 | Reb: 6 | Ast: 4 (2x) | Stl: 5

#3 BRICE WILLIAMS | G | JR. | 6-7 | 213 | HUNTERSVILLE, N.C.

2023-24 Averages: PPG: 12.5 | RPG: 5.7 | APG: 2.4 | SPG: 1.1

Worth Noting: Grad transfer who reached double figures 21 times in 2023-24...Finished with eight points and seven rebounds vs. Rutgers...Finished with 18 points and six boards at Indiana...Collected a double-double at Northwestern with 13 points and 10 boards...Totaled 17 points and nine boards vs. No. 6 Wisconsin...Led NU with 22 points at Rutgers...Dished out a career high nine assists along with 11 rebounds and nine points vs. No. 1 Purdue...Scored a season-high 25 points vs. Oregon State...Second-team Conference USA pick in 2022-23, averaging 13.8 ppg and 5.3 rpg...MVP of the CBI (16.3 ppg, 7.8 rpg, 3.0 apg)...Father (Henry) scored a school-record 2,382 points at Charlotte and is a member of the school's Hall of Fame.

Career Bests (includes Charlotte): Pts: 32 | Reb: 13 | Ast: 9 | Stl: 4

#4 JUWAN GARY | F | JR. | 6-6 | 215 | COLUMBIA, S.C.

2023-24 Averages: PPG: 12.0 | RPG: 6.2 | APG: 1.2 | SPG: 1.1

Worth Noting: Collected his fifth double-double of '23-24 with 15 points and 11 boards vs. Rutgers...15 double-figure games this season...Career-high 22 point effort with eight boards vs. Minnesota...Finished with 12 points and 11 boards at No. 14 Illinois...Grabbed a career-high 18 boards, including 11 offensive caroms, and added 13 points at K-State...Tied career high with 20 points on 8-of-11 shooting vs. Michigan State...Started 17 games before shoulder surgery in 2022-23...Played in 29 games at Alabama in 2021-22...Helped Alabama to an SEC title and an NCAA Sweet 16 appearance in 2020-21...Ranked No. 64 nationally in the class of 2019 by ESPN, averaging 25 points and seven rebounds as a senior.

Career Bests (includes Alabama): Pts: 22 | Reb: 18 | Ast: 4 | Bl: 4 | St: 4

#53 JOSIAH ALLICK | F | SR. | 6-8 | 231 | LINCOLN, NEB.

2023-24 Averages: PPG: 6.9 | RPG: 5.1 | APG: 1.3

Worth Noting: Nine double-figure games in '23-24...Posted first double-double of the year with 10 points and a season-high 12 boards vs. Rutgers...Had nine points and eight boards vs. Minnesota...Posted a season-high 16 points and eight boards vs. Michigan...Scored 15 points vs. Northwestern...Spent 2022-23 at New Mexico, averaging 8.4 ppg and 7.3 rpg...Was 2nd in the Mountain West in rebounding...Played three years at UMKC, earning honorable-mention all-Summit League honors in 2020-21...Lincoln native played at North Star HS...His mother (Colleen Ziegelbein), father (Melvin Allick) and stepfather (Bill Ziegelbein) were collegiate athletes...younger sister (Rebekah) is the starting middle blocker for the NU volleyball team.

Career Bests (includes UMKC/UNM): Pts: 29 | Reb: 18 | Ast: 5 (3x) | Stl: 3 (2x) | Bl: 3 (2x)

#51 RIENK MAST | F | JR. | 6-10 | 248 | GRONINGEN, NETHERLANDS

2023-24 Averages: PPG: 12.8 | RPG: 7.9 | APG: 3.0

Worth Noting: Four 20-point games and 18 double-figure efforts in 2023-24...Leads NU with six double-doubles...Had seven points and four boards vs. Rutgers...Had 14 points and 12 rebounds at OSU...Totaled 11 points and a career-high eight assists vs. Michigan...Finished with 21 points at No. 14 Illinois...Tallied 20 points and eight caroms vs. No. 6 Wisconsin...Career-high 34 points, including 6-of-8 from 3-point range, and 10 boards vs. OSU...Shined at K-State with 19 points and 12 caroms...Posted 20 points and a season-high 16 rebounds against FAMU...Spent the summer with the Netherlands National Team...Earned All-Missouri Valley Conference honors in '22 & '23 at Bradley...First-team All-MVC honors in '22-23, leading Bradley in scoring (13.8 ppg) & rebounding (8.0 rpg).

Career Bests (includes Bradley): Pts: 34 | Reb: 17 | Ast: 8 | Stl: 3 (3x) | Bl: 3 (2x)

NATIONAL POLLS

ASSOCIATED PRESS (MARCH 3)

| No | Team (1st) | Record | Points | Prev. |
|----|------------------|--------|--------|-------|
| 1 | Houston (52) | 26-3 | 1539 | 1 |
| 2 | UConn (6) | 26-3 | 1462 | 3 |
| 3 | Purdue (4) | 26-3 | 1459 | 2 |
| 4 | Tennessee | 23-6 | 1364 | 4 |
| 5 | Arizona | 23-6 | 1252 | 6 |
| 6 | Iowa State | 23-6 | 1212 | 8 |
| 7 | North Carolina | 23-6 | 1201 | 9 |
| 8 | Marquette | 22-7 | 1056 | 5 |
| 9 | Duke | 23-6 | 1051 | 10 |
| 10 | Creighton | 22-8 | 983 | 12 |
| 11 | Baylor | 21-8 | 901 | 15 |
| 12 | Illinois | 22-7 | 834 | 13 |
| 13 | Auburn | 22-7 | 746 | 11 |
| 14 | Kansas | 21-8 | 723 | 7 |
| 15 | Kentucky | 21-8 | 711 | 16 |
| 16 | Alabama | 20-9 | 592 | 14 |
| 17 | South Carolina | 24-5 | 579 | 18 |
| 18 | Washington State | 23-7 | 484 | 19 |
| 19 | Gonzaga | 24-6 | 396 | 23 |
| 20 | BYU | 21-8 | 343 | NR |
| 21 | San Diego State | 22-7 | 338 | 20 |
| 22 | Utah State | 24-5 | 285 | 22 |
| 23 | Saint Mary's | 24-7 | 268 | 17 |
| 24 | South Florida | 22-5 | 154 | 25 |
| 25 | Dayton | 22-6 | 50 | 21 |

Others receiving votes: Nevada 42, Florida 39, Boise St. 26, Texas 10, Texas Tech 10, Indiana St 9, Appalachian St 6, New Mexico 5, FAU 4, James Madison 4, Princeton 3, Michigan St. 2, Villanova 2, Colorado St. 2, McNeese St. 2, Richmond 1.

USA TODAY COACHES (MARCH 3)

| No | Team (1st) | Record | Points | Prev. |
|----|------------------|--------|--------|-------|
| 1 | Houston (28) | 26-3 | 795 | 1 |
| 2 | UConn (3) | 26-3 | 757 | 2 |
| 3 | Purdue (1) | 26-3 | 745 | 3 |
| 4 | Tennessee | 23-6 | 705 | 4 |
| 5 | Arizona | 23-6 | 644 | 7 |
| 6 | Iowa State | 23-6 | 629 | 6 |
| 7 | North Carolina | 23-6 | 628 | 8 |
| 8 | Duke | 23-6 | 541 | 10 |
| 9 | Marquette | 22-7 | 531 | 5 |
| 10 | Creighton | 22-8 | 487 | 12 |
| 11 | Baylor | 21-8 | 452 | 14 |
| 12 | Illinois | 22-7 | 423 | 16 |
| 13 | Kentucky | 21-8 | 396 | 15 |
| 14 | Auburn | 22-7 | 376 | 11 |
| 15 | Kansas | 21-8 | 366 | 9 |
| 16 | South Carolina | 24-5 | 298 | 18 |
| 17 | Alabama | 20-9 | 289 | 13 |
| 18 | Gonzaga | 24-6 | 215 | 22 |
| 19 | San Diego State | 22-7 | 194 | 19 |
| 20 | Washington State | 23-7 | 182 | 21 |
| 21 | Saint Mary's | 24-7 | 175 | 17 |
| 22 | Utah State | 24-5 | 151 | 23 |
| 23 | BYU | 21-8 | 140 | NR |
| 24 | South Florida | 22-5 | 88 | 25 |
| 25 | Florida | 20-9 | 42 | 24 |

Others receiving votes: Dayton 31; Texas Tech 24; Nevada 24; Boise State 16; App State 13; James Madison 10; Oklahoma 8; Northwestern 7; Indiana State 5; Clemson 5; TCU 4; Wake Forest 3; Nebraska 1

BIG TEN STANDINGS (AS OF MARCH 8)

| Team | B1G | Pct. | Overall | Pct. |
|----------------|------|------|---------|------|
| #-Purdue | 16-3 | .842 | 27-3 | .900 |
| Illinois | 13-6 | .684 | 22-8 | .733 |
| Nebraska | 11-8 | .579 | 21-9 | .700 |
| Northwestern | 11-8 | .579 | 20-10 | .667 |
| Wisconsin | 11-8 | .579 | 19-11 | .633 |
| Iowa | 10-9 | .526 | 18-12 | .600 |
| Michigan State | 10-9 | .526 | 18-12 | .600 |
| Minnesota | 9-10 | .474 | 18-12 | .600 |
| Indiana | 9-10 | .474 | 17-13 | .567 |
| Ohio State | 8-11 | .421 | 18-12 | .600 |
| Penn State | 8-11 | .421 | 14-16 | .467 |
| Rutgers | 7-12 | .368 | 15-15 | .500 |
| Maryland | 7-12 | .368 | 15-15 | .500 |
| Michigan | 3-16 | .158 | 8-22 | .267 |

#-regular-season champions

Upcoming Big Ten Schedule

| Date | Contest | Time |
|----------|---|---|
| March 2 | Purdue 80, Michigan State 74 Iowa 87, Northwestern 80 Illinois 91, Wisconsin 83 Minnesota 75, Penn State 70 | |
| March 3 | Indiana 83, Maryland 78 Nebraska 67, Rutgers 56 Ohio State 84, Michigan 61 | |
| March 5 | Purdue 77, Illinois 71 | |
| March 6 | Michigan State 53, Northwestern 49 Indiana 70, Minnesota 58 | |
| March 7 | Wisconsin 78, Rutgers 66 | |
| March 9 | Minnesota at Northwestern | 8 p.m. |
| March 10 | Nebraska at Michigan Wisconsin at Purdue Ohio State at Rutgers Michigan State at Indiana Illinois at Iowa Maryland at Penn State | 11 a.m. 11:30 a.m. 1 p.m. 3:30 p.m. 6 p.m. 6:30 p.m. |

2024 TIAA Big Ten Men's Basketball Tournament Schedule

| | | |
|----------|---|--|
| March 13 | Game 1: #12 Seed vs. #13 Seed Game 2: #11 Seed vs. #14 Seed | 5:30 p.m. 25 minutes after G-1 |
| March 14 | Game 3: #8 Seed vs. #9 Seed Game 4: #5 Seed vs. G-1 Winner Game 5: #7 Seed vs. #10 Seed Game 6: #6 Seed vs. G-2 Winner | 11 a.m. 25 minutes after G-3 5:30 p.m. 25 minutes after G-5 |
| March 15 | Game 7: #1 Seed vs. G-3 Winner Game 8: #4 Seed vs. G-4 Winner Game 9: #2 Seed vs. G-5 Winner Game 10: #3 Seed vs. G-6 Winner | 11 a.m. 25 minutes after G-3 5:30 p.m. 25 minutes after G-5 |
| March 16 | Game 11: G-7 Winner vs. G-8 Winner Game 12: G-9 Winner vs. G-10 Winner | 11 a.m. 25 minutes after G-11 |
| March 17 | Game 13: Game 11 Winner vs. Game 12 Winner | 2:30 p.m. |

BY THE NUMBERS

| Nebraska Cornhuskers | | | Michigan Wolverines | | |
|--|----------|----------|--|----------|----------|
| 2023-24 Team Statistics (Record: 21-9, 11-8 Big Ten) | | | 2023-24 Team Statistics (Record: 8-22, 3-16 Big Ten) | | |
| Category | Nebraska | OPP | Category | MICH | OPP |
| SCORING | 2295 | 2079 | Scoring | 2207 | 2377 |
| Points per game | 76.5 | 69.3 | Points per game | 73.6 | 79.2 |
| Scoring margin | +7.2 | - | Scoring margin | -5.7 | - |
| FIELD GOALS-ATT | 790-1772 | 740-1870 | Field goals-att | 786-1753 | 875-1884 |
| Field goal pct | .446 | .396 | Field goal pct | .448 | .464 |
| 3 POINT FG-ATT | 283-791 | 248-779 | 3 point fg-att | 242-664 | 220-611 |
| 3-point FG pct | .358 | .318 | 3-point FG pct | .364 | .360 |
| 3-pt FG made per game | 9.4 | 8.3 | 3-pt FG made per game | 8.1 | 7.3 |
| FREE THROWS-ATT | 432-569 | 351-515 | Free throws-att | 393-563 | 407-557 |
| Free throw pct | .759 | .682 | Free throw pct | .698 | .731 |
| F-Throws made per game | 14.4 | 11.7 | F-Throws made per game | 13.1 | 13.6 |
| REBOUNDS | 1143 | 1120 | Rebounds | 1063 | 1052 |
| Rebounds per game | 38.1 | 37.3 | Rebounds per game | 35.4 | 35.1 |
| Rebounding margin | +0.8 | - | Rebounding margin | +0.4 | - |
| ASSISTS | 458 | 388 | Assists | 375 | 407 |
| Assists per game | 15.3 | 12.9 | Assists per game | 12.5 | 13.6 |
| TURNOVERS | 340 | 349 | Turnovers | 390 | 288 |
| Turnovers per game | 11.3 | 11.6 | Turnovers per game | 13.0 | 9.6 |
| Turnover margin | +0.3 | - | Turnover margin | -3.4 | - |
| Assist/turnover ratio | 1.3 | 1.1 | Assist/turnover ratio | 1.0 | 1.4 |
| STEALS | 190 | 191 | Steals | 125 | 232 |
| Steals per game | 6.3 | 6.4 | Steals per game | 4.2 | 7.7 |
| BLOCKS | 79 | 108 | Blocks | 109 | 115 |
| Blocks per game | 2.6 | 3.6 | Blocks per game | 3.6 | 3.8 |

ABOUT MICHIGAN

Michigan comes into Sunday's regular-season finale with an 8-22 record following Sunday's loss at Ohio State. The Wolverines have played well at times during the season, posting a win against St. John's in non-conference action while dropping overtime games at Oregon and to Florida on a neutral court. In conference action, the Wolverines have a win at Iowa, as well as home wins over then-No. 11 Wisconsin and Ohio State.

Michigan is led by fifth-year head coach Juwan Howard, who has guided Michigan to two NCAA Tournaments and an NIT bid in his first four seasons. Howard, who starred at Michigan during the Fab 5 era, spent 19 seasons in the NBA playing for eight franchises and won two NBA titles with the Miami Heat in 2012-13. He worked in the Miami Heat organization for six seasons, the final five as an assistant coach before returning to his alma mater in 2019.

Dug McDaniel leads the Wolverines in scoring at 16.6 points per game while dishing out a team-high 4.6 assists per game. McDaniel did not play against Nebraska in the first meeting. Terrance Williams II averages 12.3 points per game and shoots nearly 40 percent from 3-point range, while Nimari Burnett (9.6 ppg) and Tarris Reed Jr. (8.9 ppg, 7.3 rpg) give Michigan some offensive firepower in the wake of Olivier Nkamhoua's season-ending injury.

Series History: Michigan leads the all-time series, 22-4, in a series that goes back to 1949, although the Wolverines' win over the Huskers in the 1992 Rainbow Classic was later vacated. Michigan has won 16 of the 18 meetings since Nebraska joined the Big Ten with Nebraska last month. One of Nebraska's four wins in the series was a 74-73 win over No. 1 Michigan at the NU Coliseum on Dec. 12, 1964. In that game, Fred Hare's buzzer beater knocked off the Cazzie Russell-led Wolverines. That win is one of four wins over No. 1 ranked teams in Nebraska's history.

Last Meeting: Nebraska erupted on a pair of 13-0 first-half runs to build a 30-point lead and never looked back in a 79-59 victory over Michigan in front of a sellout crowd at

SERIES AT A GLANCE

- All-time: Michigan leads, 22-4
 - In Lincoln: Michigan leads, 7-4
 - At Pinnacle Bank Arena: Michigan leads, 6-2
 - In Ann Arbor: Michigan leads, 12-0
 - At Crisler Center: Michigan leads, 9-0
 - In Big Ten Conference games: Michigan leads, 15-2
 - In Big Ten Tournament games: Michigan leads, 1-0
- Note: Michigan vacated win against NU in 1992

Husker-Wolverine Superlatives

- Most consecutive wins (year ended): Nebraska 1 (1956, 1964; 2018, 2023); Michigan 10 (1980-2017)
- Most points scored: Nebraska, 85, at Ann Arbor, Mich., Jan. 14, 2017; Michigan, 102, at Lincoln, Neb., Dec. 7, 2021
- Highest combined score: 176, Michigan, 91, Nebraska, 85, at Ann Arbor, Mich., Jan. 14, 2017
- Biggest winning margin: Nebraska, 20, at Lincoln, Neb., Jan. 18, 2018; at Lincoln, Neb., Feb. 10, 2024; Michigan, 36, at Lincoln, Neb., March 5, 2017

SERIES HISTORY

| Date | Site | Rk. | Result | Neb. | Mich |
|------------|------|------|--------|------|------|
| 12-29-49 | N | -/- | L | 65 | 67 |
| 12-10-55 | A | -/- | L | 71 | 77 |
| 12-8-56 | H | -/- | W | 73 | 60 |
| 12-7-57 | A | -/- | L | 57 | 81 |
| 12-6-63 | A | -/6 | L | 55 | 80 |
| 12-12-64 | H | -/1 | W | 74 | 73 |
| 3-6-80 | A | -/- | L | 69 | 76 |
| 12-28-92 ! | N | 20/6 | L | 73 | 88 |
| 2-8-12 | H | -/22 | L | 46 | 62 |
| 1-9-13 | A | -/2 | L | 47 | 62 |
| 1-9-14 | H | -/- | L | 70 | 71 |
| 2-5-14 | A | -/10 | L | 50 | 79 |
| 1-27-15 | A | -/- | L | 44 | 58 |
| 1-23-16 | H | -/- | L | 68 | 81 |
| 1-14-17 | A | -/- | L | 85 | 91 |
| 3-5-17 | H | -/- | L | 57 | 93 |
| 1-18-18 | H | -/23 | W | 72 | 52 |
| 3-2-18 | N | -/15 | L | 58 | 77 |
| 2-28-19 | A | -/9 | L | 53 | 82 |
| 1-28-20 | H | -/- | L | 68 | 79 |
| 3-5-20 | A | -/19 | L | 58 | 82 |
| 12-25-20 | H | -/19 | L | 69 | 80 |
| 12-7-21 | H | -/- | L | 67 | 102 |
| 2-1-22 | A | -/- | L | 79 | 85 |
| 2-8-23 | A | -/- | L | 72 | 93 |
| 2-10-23 | H | -/- | W | 79 | 59 |
| !-Vacated | | | | | |

NEBRASKA CAREER TOTALS VS. MICHIGAN

| Player | GP-GS | Min-Avg | FG-FGA | Pct | 3FG-FGA | Pct | FT-FTA | Pct | Off | Def | Tot | Avg | PF-FO | A | TO | Blk | Stl | Pts | Avg |
|----------|-------|----------|--------|-------|---------|-------|--------|-------|-----|-----|-----|-----|-------|---|----|-----|-----|-----|------|
| Allick | 1-1 | 22-22.0 | 7-10 | .700 | 0-0 | .000 | 2-4 | .500 | 4 | 4 | 8 | 8.0 | 2-0 | 1 | 1 | 1 | 1 | 16 | 16.0 |
| Tominaga | 4-3 | 114-28.5 | 25-47 | .532 | 11-26 | .423 | 0-1 | .000 | 1 | 6 | 7 | 1.8 | 5-0 | 6 | 1 | 1 | 2 | 61 | 15.3 |
| Williams | 1-1 | 26-26.0 | 5-9 | .556 | 1-1 | 1.000 | 2-4 | .500 | 1 | 3 | 4 | 4.0 | 3-0 | 0 | 1 | 0 | 0 | 13 | 13.0 |
| Mast | 1-1 | 35-35.0 | 4-10 | .400 | 1-3 | .333 | 2-2 | 1.000 | 2 | 4 | 6 | 6.0 | 2-0 | 8 | 3 | 1 | 0 | 11 | 11.0 |
| Gary | 1-1 | 26-26.0 | 2-5 | .400 | 1-2 | .500 | 0-2 | .000 | 3 | 4 | 7 | 7.0 | 3-0 | 2 | 1 | 1 | 2 | 5 | 5.0 |
| Wilcher | 4-0 | 86-21.5 | 7-24 | .292 | 4-17 | .235 | 2-2 | 1.000 | 0 | 10 | 10 | 2.5 | 10-1 | 1 | 2 | 0 | 3 | 20 | 5.0 |
| Hoiberg | 2-0 | 36-18.0 | 2-4 | .500 | 1-2 | .500 | 4-4 | 1.000 | 1 | 3 | 4 | 2.0 | 2-0 | 4 | 1 | 0 | 2 | 9 | 4.5 |
| Lawrence | 2-1 | 47-23.5 | 2-13 | .154 | 1-7 | .143 | 3-4 | .750 | 2 | 7 | 9 | 4.5 | 4-0 | 2 | 4 | 0 | 2 | 8 | 4.0 |
| Diop | 1-0 | 2-2.0 | 1-1 | 1.000 | 1-1 | 1.000 | 0-0 | .000 | 0 | 0 | 0 | 0.0 | 0-0 | 0 | 1 | 0 | 0 | 3 | 3.0 |
| Burt | 1-0 | 1-1.0 | 0-0 | .000 | 0-0 | .000 | 0-0 | .000 | 0 | 1 | 1 | 1.0 | 1-0 | 0 | 0 | 0 | 0 | 0 | 0.0 |
| Jacobsen | 1-0 | 2-2.0 | 0-0 | .000 | 0-0 | .000 | 0-0 | .000 | 0 | 0 | 0 | 0.0 | 0-0 | 0 | 0 | 0 | 0 | 0 | 0.0 |
| Grace | 2-0 | 2-1.0 | 0-0 | .000 | 0-0 | .000 | 2-2 | 1.000 | 0 | 1 | 1 | 0.5 | 0-0 | 1 | 0 | 0 | 0 | 2 | 1.0 |
| Keita | 1-0 | 2-2.0 | 0-1 | .000 | 0-0 | .000 | 0-0 | .500 | 0 | 0 | 0 | 0.0 | 0-0 | 0 | 1 | 0 | 0 | 0 | 0.0 |

Pinnacle Bank Arena on Feb. 10. Josiah Allick produced his Nebraska season bests of 16 points and eight rebounds to set the tone early for the Huskers. Nebraska put four players in double figures and shot 46 percent from the floor in snapping an eight-game losing streak to the Wolverines dating back to 2018. Keisei Tominaga had 19 points while Brice Williams and Rienk Mast added 12 and 11 points, respectively. NU held the Wolverines to a season-low 32.3 percent shooting.

Michigan Probable Starters

| No. | Name | Pos. | Ht. | Wt. | Yr. | G/GS | PPG | RPG | Other |
|-----|----------------------|------|------|-----|-----|-------|------|-----|--------------|
| 0 | Dug McDaniel | G | 5-11 | 175 | So. | 24/24 | 16.6 | 3.8 | 4.6 apg |
| 4 | Nimari Burnett | G | 6-4 | 200 | Gr | 30/30 | 9.6 | 4.1 | 2.3 apg |
| 5 | Terrance Williams II | F | 6-7 | 225 | Sr. | 29/29 | 12.3 | 4.5 | 1.5 apg |
| 42 | Will Tschetter | F | 6-8 | 245 | So. | 29/4 | 7.0 | 2.3 | .597 FG Pct. |
| 32 | Tarris Reed Jr. | F | 6-10 | 265 | So. | 30/29 | 8.9 | 7.2 | 1.5 bpg |

2023-24 Stats

WORTH NOTING

- Nebraska's 21 wins this season are the most by Nebraska since the 2017-18 campaign and ties for sixth on NU's single-season chart. Nebraska can pick up its 22nd win on Sunday, and that would tie for second on NU's all-time list. NU has already increased its win total in each of the past three years, the first time that has happened in the program since the mid-1960s (1963-64 to 1965-66).

- Nebraska enters Sunday's game with a 21-9 record, which matches the Huskers' best 30-game mark since joining the Big Ten in the 2011-12 season (also 21-9 in 2017-18). The last time NU had a better record after 30 games was a 24-6 mark in 1990-91.

- Nebraska now has 14 seasons with at least 20 wins in school history. It marks just the seventh time in school history that NU has won at least 20 games during the regular season (also 1919-20, 1965-66, 1977-78, 1990-91, 1992-93, 2017-18).

- Nebraska is one of 25 teams nationally that ranks in the top 50 both in offensive and defensive efficiency in KenPom as of March 6. NU is one of three Big Ten teams in the top 50 of both, joining Purdue and Michigan State. It marks the first time that Nebraska has been ranked in the top 50 of offensive and defensive efficiency in the KenPom era (1996-97).

- Nebraska has an opportunity to break one last losing streak during the regular season, as Nebraska is winless in 12 previous appearances in Ann Arbor, including 0-8 since joining the Big Ten. The Huskers have broken several long streaks this season, including five streaks of at least seven games: Michigan State (11 games); Michigan (eight games); Kansas State (seven games); Indiana (seven games) and Northwestern (seven games).

- The Huskers finished the regular season with an 18-1 record inside Pinnacle Bank Arena, setting a single-season mark for home wins in a season. The .947 mark is NU's best home mark by winning percentage since 1965-66. NU went a perfect 10-0 at home in Big Ten play, marking the third time NU has posted an unblemished home conference mark since World War II (also 1965-66, 2017-18). All of the other seasons with a perfect conference record were between 1908 and 1921.

- NU goes for its 12th Big Ten win of the season on Sunday, as NU has 13 seasons with at least 10 conference wins, including 2023-24. It is the first time Nebraska has finished .500 or better in Big Ten play for the first time since the 2017-18 season and third time since joining the conference in 2011-12.

Most Single-Season Wins

| No. | Wins | Year |
|-----|------|---------|
| 1. | 26 | 1990-91 |
| 2. | 22 | 2017-18 |
| | 22 | 1982-83 |
| | 22 | 1977-78 |
| | 22 | 1919-20 |
| 6. | 21 | 2023-24 |
| | 21 | 1995-96 |
| | 21 | 1986-87 |

Season Highlights at a Glance

- First win over AP No. 1 team since 1982
- Two wins over top-10 teams for 6th time in school history (No. 1 Purdue; No. 6 Wisconsin)
- 10-1 mark in non-con. for first time since 2018-19
- 7-game win streak, longest since 2010-11
- First win over Michigan State since 2016
- First win over Kansas State since 2009
- First road win over K-State since 2006
- First win over Indiana since 2019
- First win over Northwestern since 2019
- First win over Michigan since 2018
- First season sweep of Indiana since 2013-14
- School record for home wins (18)
- 14th 20-win season in school history
- First winning Big Ten record since 2018

Best Home Mark by Pct. (min 10 games)

| No. | Season | Record | Pct |
|-----|---------|--------|-------|
| 1. | 1965-66 | 11-0 | 1.000 |
| | 1920-21 | 10-0 | 1.000 |
| | 1912-13 | 10-0 | 1.000 |
| 4. | 2023-24 | 18-1 | .947 |
| 5. | 1982-83 | 17-1 | .944 |

Most Conference Wins in a Season

| No | Year | Conference |
|----|---------|-----------------|
| 13 | 2017-18 | Big Ten |
| 12 | 1965-66 | Big Eight |
| 12 | 1915-16 | Missouri Valley |
| 11 | 2023-24 | Big Ten |
| 11 | 2013-14 | Big Ten |
| 11 | 1924-25 | Missouri Valley |

RECORD AT PINNACLE BANK ARENA

| Season | Wins | Losses | Pct. |
|---------------|------------|-----------|-------------|
| 2013-14 | 15 | 1 | .938 |
| 2014-15 | 10 | 6 | .625 |
| 2015-16 | 10 | 8 | .556 |
| 2016-17 | 8 | 8 | .500 |
| 2017-18 | 16 | 1 | .941 |
| 2018-19 | 13 | 5 | .722 |
| 2019-20 | 5 | 11 | .313 |
| 2020-21 | 6 | 9 | .400 |
| 2021-22 | 7 | 11 | .368 |
| 2022-23 | 11 | 4 | .733 |
| 2023-24 | 18 | 1 | .947 |
| Totals | 119 | 66 | .643 |

2023-24 MISC. STATS

TEAM LEADERS

Double-Figure Scoring Games: Williams (21); Mast (18); Tominaga (18); Wilcher (12); Gary (15) Lawrence (9); Allick (9); Rice (3); Hoiberg (1)

10+ Rebounding Games: ... Mast (7); Gary (5); Williams (2); Allick (1)

10+ Assist Games: N/A

Double-Doubles: Mast (6); Gary (5); Williams (1); Allick (1)

Triple-Doubles: N/A

20-Point Games: Tominaga (5); Mast (4); Gary (3); Williams (2); Wilcher (1)

30-Point Games: Mast (1); Tominaga (1)

Games Leading NU in Scoring: * Tominaga (10), Mast (6); Wilcher (5); Gary (4); Williams (3); Hoiberg (1); Allick (2); Lawrence (1)

Games Leading NU in Rebounding: * Mast (13); Williams (8); Allick (8); Gary (5); Hoiberg (3); Lawrence (2);

Games Leading NU in Assists: *.. Lawrence (12); Williams (9); Mast (6); Coleman (3); Tominaga (3); Hoiberg (3); Allick (1);

Games Leading NU in Blocks: * Williams (9); Gary (8); Mast (8); Wilcher (3); Hoiberg (2); Allick (5); Coleman (1); Diop (2); Rice (2); None (4)

Games Leading NU in Steals: Williams (9); Hoiberg (7); Lawrence (7); Tominaga (5); Gary (7); Wilcher (5); Allick (3); Mast (2); Rice (1)

HUSKER DOUBLE-DOUBLES IN 2023-24

| Player | Opponent | Totals |
|----------|------------------|-----------------|
| Mast | Florida A&M | 20 pts./16 reb. |
| Mast | Rider | 12 pts./13 reb. |
| Mast | vs. Oregon State | 15 pts./13 reb. |
| Mast | at Kansas State | 19 pts./12 reb. |
| Mast | Ohio State | 34 pts./10 reb. |
| Mast | at Ohio State | 14 pts./12 reb. |
| Gary | vs. Oregon State | 12 pts./10 reb. |
| Gary | at Kansas State | 13 pts./18 reb. |
| Gary | North Dakota | 12 pts./12 reb. |
| Gary | at Illinois | 12 pts./11 reb. |
| Gary | Rutgers | 15 pts./11 reb. |
| Williams | at Northwestern | 13 pts./10 reb. |
| Allick | Rutgers | 10 pts./12 reb. |

HUSKER DOUBLE-DOUBLES BOARD

| Player | 2023-24 | at Neb | Career* |
|---------------|-----------|-----------|-----------|
| Mast | 6 | 6 | 26 |
| Allick | 1 | 1 | 12 |
| Gary | 5 | 6 | 8 |
| Williams | 1 | 1 | 5 |
| Keita | 0 | 1 | 1 |
| Coleman | 0 | 0 | 2 |
| Totals | 12 | 15 | 54 |

9.4

NU leads the Big Ten with 9.4 3-pointers per game as of March 6, an average which is on pace to challenge the single-season school record for 3-pointers per game (9.5/gm, 2001-02). The Huskers are 10-4 this season when hitting at least 10 3-pointers.

2023-24 MBB QUICK FACTS

| | |
|--|---------------------------------|
| Location | Lincoln, Neb. |
| Founded | 1869 |
| Enrollment | 23,600 (Fall 2023) |
| Nickname | Cornhuskers, Huskers |
| Colors | Scarlet & Cream |
| Affiliation | NCAA Division I |
| Conference | Big Ten Conference |
| Home Arena | Pinnacle Bank Arena |
| Capacity/Year Opened | 15,000/2013 |
| Chancellor | Rodney Bennett |
| Faculty Rep. | Scott M. Fuess Jr. |
| Vice Chancellor, Director of Athletics | Trev Alberts |
| Athletic Dept. Phone | (402) 472-4224 |
| Assistant A.D./Ticketing | Holly Adam |
| Ticket Office Phone | (402) 472-3111 or 1-800-8BIGRED |
| Website | Huskers.com |

BASKETBALL HISTORY

| | |
|---|-----------|
| First year of basketball | 1896-97 |
| Regular-season conference titles (last) | 7 (1950) |
| Postseason conference titles (last) | 1 (1994) |
| All-time postseason appearances | 26 |
| All-time postseason record | 24-25 |
| NCAA Appearances (last) | 7 (2014) |
| NIT Appearances (last) | 19 (2019) |

BASKETBALL STAFF

| | |
|---|--|
| Head Coach | Fred Hoiberg (5th season) |
| Alma Mater (Year) | Iowa State (1995) |
| Assistant Coaches | Adam Howard (2nd season) |
| | Nate Loenser (3rd season) |
| | Ernie Zeigler (2nd season) |
| Director of Men's Basketball Strength and Conditioning | |
| Director of Basketball Strategies & Business Operations | Kurt Joseph |
| | Luca Virgilio |
| Asst. Director of Operations | Sheryl Burbach |
| Director of Player Development | Emmanuel Tommy |
| Video Coordinator | Michael Bania |
| Recruiting Coordinator | Padyn Borders |
| Graduate Managers | Nihilo Ibarra, Justin Moore, Joey St. Pierre |
| Athletic Trainer | Andrew McCabe |
| Equipment Manager | Pat Norris |

2023-24 TEAM INFORMATION

| | |
|--------------------------|-------------------------------|
| 2022-23 Record | 16-16 (11-4 H, 4-9 A, 1-3 N) |
| Big Ten Record (Finish) | 9-11 (t-11th) |
| Big Ten Championship | 0-1, lost to Minnesota, 78-75 |
| Postseason | None |
| Starters Returning/Lost | 3/3 |
| Lettermen Returning/Lost | 7/6 |
| Scholarship Newcomers | 7 |

COMMUNICATIONS INFORMATION

| | |
|---------------------------------|--|
| Associate A.D./Communications | Keith Mann |
| Office Phone | (402) 472-2263 |
| Sr. Assoc. Director/MBB Contact | Shamus McKnight |
| Office/Cell Phone | (402) 472-7772 / (402) 540-0268 |
| E-Mail | smcknight@huskers.com |
| Press Row Phone | (402) 904-5925 |
| Communications Mailing Address | P.O. Box 880123, 800 Stadium Drive, Lincoln, NE 68588-0123 |

MEDIA WEBSITE

Media can access Nebraska's media site for headshots, the digital media guide, press conference videos and more.

Huskers.com/media

20

Nebraska has won its 20 games dating back to last season when holding an opponent to 70 points or less. This season, NU is 16-0 following the win over Rutgers on March 3.

• The 2023-24 season marks just the fourth time in school history that both the Husker men and women have won 10-or-more conference games, as the Husker women went 11-7 in Big Ten action. The others took place in 2017-18 (Big Ten), 2013-14 (Big Ten) and 1997-98 (Big 12).

• Nebraska enters the Michigan game averaging 76.5 points per game to rank fifth in the Big Ten in scoring offense as of March 6. It is an increase of more than eight points per game from last year and NU's highest scoring average since 1995-96 (80.2 ppg). NU has jumped from 149th to 46th nationally in offensive efficiency in KenPom as of March 6. NU's highest average since joining the Big Ten is 73.3 points per game in 2021-22.

• Nebraska leads the Big Ten and ranks 26th nationally with 9.4 3-pointers per game as of March 6. The Huskers broke the single-season record for 3-pointers in a season at Ohio State on Feb. 29, and now have 274 3-pointers. The previous mark was 270, which was set in 36 games in 2018-19.

• A few Huskers are approaching milestones heading into Sunday's game against Michigan. **Keisei Tominaga**: Has 982 career points and needs 18 points to become the 31st player in school history to reach 1,000 points at Nebraska. **C.J. Wilcher**: Is four points away from cracking the top-60 scorers on NU's career list... Is four 3-pointers from tying Cookie Belcher for 10th on NU's career 3-point chart (146). **Josiah Allick**: Is one rebound from 750 rebounds for his career.

Brice Williams: Is one rebound away from 500 for his career...is 24 points away from 1,200 for his career.

• The Huskers have been one of the most consistent teams in the Big Ten for the last year. NU is 27-12 over the last 39 games dating back to Feb. 1, 2023, which ranks second only to Purdue in the Big Ten in winning percentage in that span.

• Nebraska has two top-10 wins for the first time since 2013-14 and the sixth time in school history (2023-24, 2013-14, 1993-94, 1991-92, 1990-91 and 1957-58). The 1957-58 team was coached by Jerry Bush, the grandfather of current Husker Head Coach Fred Hoiberg.

• Nebraska enters Sunday's game ranked fourth in the Big Ten in free throw shooting at 75.9 percent. It is on pace to be one of NU's highest season percentages in school history and the highest since the 2011-12 team set a school record with a .766 free throw percentage.

• The Huskers are 25-6 under Fred Hoiberg when scoring at least 80 points, including 20-3 over the last three seasons. All three losses have come in overtime (104-100 in 4OT at NC State on Dec. 1, 2021; 87-82 in OT at Rutgers on Jan. 17, 2024; 87-84 at Illinois on Feb. 4, 2024). NU had won its last 17 games when reaching the 80-point plateau before the OT loss at Rutgers.

• Nebraska's bench has provided a spark, averaging a conference-best 22.3 points per game as of March 6. The Huskers' leading scorer has come from the bench eight times (Hoiberg-Lindenwood; Wilcher-five times; Gary-Stony Brook; Allick-Iowa), and NU has had 25 double-figure efforts from its bench in 2023-24.

LAST TIME OUT

Keisei Tominaga scored seven of his team-high 18 points in a span of 48 seconds in the second half, as Nebraska held off Rutgers, 67-56, on March 3. Tominaga took over after Rutgers whittled a 16-point second-half lead to 54-58 with 7:05 remaining. He started the run with a conventional 3-point play before sending the sellout crowd of 15,854 into a frenzy with a four-point play, as he was fouled while hitting a 3-pointer from the logo to give the Huskers a 61-48 cushion with 6:00 left. Tominaga capped a personal 12-point run with a trio of foul shots that put NU ahead 64-51 with 5:19 left and NU led by double figures the rest of the way.

While Tominaga keyed the decisive run, it was the play of Josiah Allick and Juwan Gary that set the tone for Nebraska. Allick had 10 points and a season-high 12 rebounds, while Gary added 15 points and 11 caroms.

The pair helped Nebraska post a 44-40 advantage on the glass, while the Huskers held Rutgers to 32.8 percent shooting, including 4-of-25 from 3-point range.

Offensive Numbers

| Category | 22-23 | 23-24 |
|-----------------|-------|-------|
| Record | 16-16 | 21-9 |
| Points per Game | 68.0 | 76.5 |
| FG Pct. | .457 | .446 |
| 3-Pt Pct. | .326 | .358 |
| FT Pct. | .641 | .759 |
| 3 Pt/Gam | 6.7 | 9.4 |
| KenPom Effic. | 149th | 46th |

Team Single-Season 3-Point Chart

| No. | Year | 3-Pt. |
|-----|------|-------|
| 1. | 2024 | 283 |
| 2. | 2019 | 270 |
| 3. | 2002 | 267 |

NU Career Scoring List

| No. | Player | Points |
|-----|------------------|--------|
| 30. | Herschell Turner | 1,056 |
| 31. | Mikki Moore | 986 |
| 32. | Keisei Tominaga | 982 |
| 33. | Beau Reid | 976 |

Best Records in B1G since Feb. 1, 2023

| No. | Team | Record | Pct. |
|-----|--------------|--------|------|
| 1. | Purdue | 35-8 | .814 |
| 2. | Nebraska | 27-12 | .692 |
| 3. | Northwestern | 27-16 | .628 |
| 4. | Illinois | 26-15 | .634 |

H/T - barttorvik.com (as of 3/6/24)

Best Single-Season FT Pct.

| No. | Year | Pct. |
|-----|---------|------|
| 1. | 2011-12 | .766 |
| 2. | 1967-68 | .765 |
| - | 2023-24 | .759 |
| 3. | 1980-81 | .750 |

Postgame Notes

- Nebraska improved to 18-1 at home, including a perfect 10-0 in Big Ten play. It marked the 11th time in school history that NU went unbeaten at home in conference play.
- Nebraska held Rutgers to 32.8 percent shooting, its lowest since shooting 32.3 percent against Indiana on Jan. 9.
- Nebraska has held its last nine opponents under 43 percent shooting, dating back to Jan. 27.
- Josiah Allick posted his first double-double of the season and 12th of his career with 10 points and a season-high 12 rebounds.
- Juwan Gary had his fifth double-double of the year with 15 points, 11 rebounds while adding three blocked shots.
- It marks the third time this season that NU had multiple double-doubles in a game (also vs Oregon State on Nov. 18; at Kansas State on Dec. 17).


10.3

Jamarques Lawrence is averaging 10.3 points per game on 54 percent shooting and 2.4 assists per game since moving to the bench on Feb. 7. He has four double-figure games in that stretch, including a career-high 19 points in the win at Indiana on Feb. 21.

A RED LETTER DAY: HUSKERS KNOCK OFF NO. 1 PURDUE

The 88-72 win over No. 1 Purdue on Jan. 9 marked Nebraska's fourth all-time win against a No. 1 team and first since a 67-51 win at Missouri on Feb. 6, 1982.

| Program Wins vs. No. 1 | | |
|------------------------|--------------|----------|
| Date | Opponent | Score |
| 3/3/1958 | Kansas State | W, 55-48 |
| 12/12/1964 | Michigan | W, 74-73 |
| 2/6/1982 | at Missouri | W, 67-51 |
| 1/9/2024 | Purdue | W, 88-72 |



- The Huskers' other wins against No. 1 teams came in 1958 (Kansas State) and Michigan (1964).
- Nebraska snapped an 11-game losing streak against AP No. 1 teams dating back to 1982.
- Of Nebraska's four all-time wins against No. 1 teams, Fred Hoiberg's family has been part of two of them. His grandfather, Jerry Bush, coached the Huskers to their 1958 win over No. 1 Kansas State.
- The win over Purdue was NU's 25th all-time win against a top-10 team in program history.
- Nebraska has now beaten at least one top-10 team in each of the past three seasons, the first time that has happened since NU knocked off top-10 teams in four consecutive seasons (1990-91 to 1993-94) under Danny Nee.
- With Nebraska and Creighton both knocking off No. 1 teams, it marks the first time since 2019-20 that two teams from the same state knocked off No. 1 teams (Stephen F. Austin/Duke and Texas Tech/Louisville).
- It's the first time ever that two different schools from the same state beat the number 1 team by 15+ points in the same season.

FINDING BALANCE

Nebraska has relied on its depth and a balanced attack with four players averaging double figures and three others averaging at least 6.8 points per contest.

- Nebraska has just one player in the top 25 of the Big Ten in scoring (Keisei Tominaga, 20th) but have four players that average between 12.0 and 14.0 points per game.
- Nine different players reached double figures this season, and the Huskers have had eight different leading scorers. Jamarques Lawrence became the most recent addition to the list with his 14-point effort at Ohio State on Feb. 29.
- Five players have had 20+ points in a game this year, while both Rienk Mast and Keisei Tominaga have posted 30-point contests.
- Eight players are averaging at least 15 minutes per game while no Husker ranks in the top 25 of the Big Ten in minutes per game.
- NU has gotten at least one double-figure effort from its bench in 24 of 30 contests.
- The Huskers had a season-best six players in double figures in the win over North Dakota on Dec. 20 and four other games with five double-figure scorers.
- The Huskers have battled through injuries during the season, as only four players - Brice Williams, Jamarques Lawrence, Sam Hoiberg and C.J. Wilcher - have played in all 30 games this season.

DEFENSE KEYS LATE-SEASON SURGE

Nebraska's success during the second half of Big Ten play has been because of its work on the defensive end of the court.

- Since Feb. 1, Nebraska is second nationally in defensive efficiency according to BartTorvik.com, trailing only Iowa State in that metric.
- For the season, Nebraska is currently ranked 31st nationally in defensive efficiency in KenPom after ranking 69th (2022-23) and 178th (2021-22).
- The Huskers have held its last 10 opponents to under 43 percent shooting dating back to Jan. 29, and has held its last six opponents to 70 points or less.
- In Big Ten play, NU leads the conference in field goal defense (.417) and is in position to lead the conference for the first time in that category since joining the Big Ten in 2021-12.

TOMINAGA RETURNS TO ALL-BIG TEN FORM

Nebraska returns one of college basketball's top shooters in fifth-year senior Keisei Tominaga, who leads Nebraska in scoring at 14.0 points per game. He tops the Huskers in 3-pointers (60) while shooting 36 percent from beyond the arc.

- He is climbing NU's career 3-point list, as he ranks eighth with 162, as every player above him played four seasons with Nebraska. He is also 18 points away from reaching 1,000 points in his career. He would become the 31st player in school history to reach 1,000 career points.
- Tominaga has five 20-point games this season and has been in double figures 18 times.
- He posted his fifth 20-point game of the season with 20 points, three

| NU Career 3-Point Chart | | |
|-------------------------|------------------------------|------------|
| No. | Player | 3-pointers |
| 6. | Erick Strickland (1993-96) | 179 |
| 7. | Brian Conklin (2001-04) | 176 |
| 8 | Keisei Tominaga (2022-pres.) | 162 |

| Multiple 30-Point Games (Big Ten Era) | | |
|---------------------------------------|------------------|-----------------|
| No. | Player | 30+ Point Games |
| 1. | James Palmer Jr. | 4 |
| 2. | Terry Petteway | 3 |
| | Shavon Shields | 3 |
| 4. | Andrew White II | 2 |
| | Keisei Tominaga | 2 |

HUSKERS IN THE PROS

A total of 23 former Huskers are playing professionally around the world during the 2023-24 season.

NBA/G LEAGUE

| Player (Years at NU) | Team |
|-------------------------|-----------------------------|
| Dalano Banton (2020-21) | Portland Trail Blazers |
| Bryce McGowens (2022) | Charlotte Hornets |
| Isaiah Roby (2017-19) | Westchester Knicks/G League |
| Trey McGowens (2020-22) | College Park Skyhawks |
| | /G League |

HUSKERS PLAYING OVERSEAS

| Player (Years at NU) | Country |
|---------------------------------|--------------|
| Sek Henry (2007-10) | Turkey |
| Caleb Walker (2011-12) | France |
| Jorge Brian Diaz (2010-12) | Puerto Rico |
| Ray Gallegos (2010-14) | Mexico |
| Shavon Shields (2013-16) | Italy |
| Leslee Smith (2014-15) | England |
| Tai Webster (2014-17) | Australia |
| Jack McVeigh (2016-18) | Australia |
| Anton Gill (2017-18) | Colombia |
| Glynn Watson Jr. (2016-19) | Germany |
| James Palmer Jr. (2018-19) | Turkey |
| Isaac Copeland Jr. (2018-19) | Saudi Arabia |
| Dachon Burke Jr. (2019-20) | Lithuania |
| Matej Kavas (2020) | Austria |
| Thorir Thorbjarnarson (2018-21) | Iceland |
| Shamiel Stevenson (2010-21) | Hungary |
| Kobe Webster (2021-22) | Serbia |
| Lat Mayen (2021-22) | Australia |
| Alonzo Verge Jr. (2022) | Qatar |
| Sam Griesel (2023) | Germany |
| Emmanuel Bandoouel | Denmark |

**MCGOWENS HELPS USA TO GOLD**

Former Nebraska men's basketball player Trey McGowens earned a gold medal this past October, leading Team USA to a gold medal in the FIBA 3x3 U23 World Cup in Lublin, Poland.

McGowens, who played at Nebraska for two seasons (2020-22), was named MVP of the Tournament and named to the Team of the Tournament, as the United States went 7-0. McGowens, who played for the Long Island Nets in the NBA G League last season, led all tournament players with 54 points during the competition.

At Nebraska, McGowens was a two-year starter for the Huskers (2020-22). He averaged 9.2 points, 4.0 rebounds, 2.0 assists and 1.5 steals per game at NU while he was often assigned to the opponent's top perimeter scoring threat.

939

C.J. Wilcher's free throw percentage this season, as he has hit 33 of 33 from the foul line. Wilcher is a perfect 23-of-23 in Big Ten play and has hit 28 straight free throws dating back to Nov. 9.

HUSKER MBB RADIO SHOW

The Husker Basketball Radio Show airs throughout the 2023-24 season across the Huskers Radio Network. Join hosts Greg Sharpe and Jessica Coody with Head Coach Fred Hoiberg or a member of the Husker Basketball Coaching staff each week. The show typically airs on Monday nights during the season. A complete schedule is below.

The show can be heard across Huskers Radio Network stations and for free on Huskers.com. Fans are encouraged to text their questions to (402) 413-2400 and join the discussion. Fans can also watch for free on the internet at YouTube.com/Huskers.

| Date | Time |
|----------------------------------|--------|
| Monday, March 4 (Zeigler) | 6 p.m. |
| Monday, March 11 (Hoiberg) | 6 p.m. |

LARGEST COMEBACKS (BIG ERA)

Nebraska matched its largest comeback of the Big Ten era against Wisconsin on Feb. 1, overcoming a 19-point deficit. Here are NU's largest comebacks since joining the Big Ten in 2011-12.

| Year | Opponent | Deficit |
|---------|-----------|---------|
| 2012-13 | Iowa | 19 |
| 2023-24 | Wisconsin | 19 |
| 2022-23 | Wisconsin | 17 |
| 2018-19 | Iowa | 16 |
| 2013-14 | Indiana | 16 |
| 2014-15 | Omaha | 16 |

HOIBERG'S HUSKER TIES

While Fred Hoiberg grew up in Ames and played his high school (Ames High School) and college basketball (Iowa State) there, he was born in Lincoln and has numerous ties to the city and to the University of Nebraska.

- Fred's father (Eric) and mother (Karen) both earned their undergraduate degrees from Nebraska in 1966. In fact, Eric earned his undergraduate degree, Master's degree, and Ph.D. in sociology from the university.
- His maternal grandfather was former Husker basketball coach Jerry Bush. Known as the "Big Bear of the Coliseum," Bush guided NU from 1955 to 1963, and directed two of the greatest upsets ever – a 43-41 victory over No. 4 Kansas and Wilt Chamberlain, and a 55-48 victory over No. 1 Kansas State and Olympian Bob Boozer during the 1957-58 campaign.
- His paternal grandfather (Otto) received his Master's Degree and Ph.D from Nebraska. He joined the faculty of the University of Nebraska in 1948, where he taught sociology and served as director of the community development program in the University of Nebraska Extension Division.
- Fred's son (Sam) is in his third season on the Husker basketball team after walking on. Fred and Sam are one of 25 father-son duos in Division I this season.

2 Rienk Mast became only the second Husker in the last 25 years to post a 30-point, 10-rebound game with his performance against Ohio State on Jan. 24. He joined Aleks Maric, who accomplished the feat four times in his career from 2005 to 2008.

- assists and three rebounds at Indiana on Feb. 21. Tominaga had 18 of his 20 points in the first half, as Nebraska raced out to a 51-31 lead.
- He had a career-high 31-point effort at Illinois on Feb. 4, which included going 5-of-7 from 3-point range and a perfect 8-of-8 from the foul line. It marked his second career 30-point game at Nebraska and fourth 20-point night of the season.
 - After missing the first two games with a sprained ankle, Tominaga went 0-for-3 from the foul line against Stony Brook on Nov. 15. Since then, he is 59-of-63 from the line (.937).
 - Against No. 1 Purdue, Tominaga hit a season-high five 3-pointers as part of a 19-point outburst. In addition, he matched a career high with four assists.
 - Tominaga had a 28-point effort against Indiana on Jan. 4, hitting 9-of-15 shots from the field and scoring 18 of his 28 points after halftime.
 - He led NU's comeback against North Dakota on Dec. 20, scoring seven of his 11 second-half points in a 12-0 run that helped erase a 14-point deficit. He finished with 15 points.
 - Tominaga had nine points and set career highs in both assists (four) and steals (five) at Kansas State on Dec. 17. The five steals were the most by a Husker since Sam Griesel had five steals at Penn State in January of 2023.
 - He had a perfect shooting performance against Cal State Fullerton on Nov. 26, as he went 5-of-5 from the field, including 3-of-3 from 3-point range, and 4-of-4 from the foul line. Prior to Tominaga, the last player to have at least 15 points on a perfect shooting night was David Rivers at Michigan State on Jan. 13, 2013 (8-8 FG, 1-1 3Pt, 1-1 FT).

MAST ANCHORS HUSKER POST

Rienk Mast has been one of the Big Ten's top transfers this season and comes into the Michigan contest averaging 13.0 points, 8.0 rebounds and 3.0 assists per game.

- Mast has more than filled the void of Derrick Walker, a second-team All-Big Ten pick in 2022-23 who led NU in scoring, rebounding and assists last season. Mast currently is second in scoring and tops the Huskers in both assists and rebounds.
- According to sports-reference.com, Mast is one of 21 Division I players nationally to average at least 12.5 points, 7.5 rebounds and 2.5 assists per game as of March 7. Mast is the only player in the Big Ten and one of five power conference players reaching those plateaus.
- Mast's 7.9 rebounds per game rank fifth in the Big Ten and is on track to be the most rebounds per game by a Husker since 2007-08 (Aleks Maric, 10.2).
- His six double-doubles is the most by a Husker since Aleks Maric had 15 during the 2007-08 season, as Mast and Maric are the only Huskers in the last two decades with at least six double-doubles in a season. Mast now has 26 career double-doubles, including his tenure at Bradley.
- Mast posted his fourth 20-point game of the year in the overtime loss at No. 14 Illinois on Feb. 4, finishing with 21 points, including four 3-pointers, and six rebounds.
- His effort keyed the win over No. 6 Wisconsin on Feb. 1, finishing with 20 points and eight rebounds.
- He had the best game of his career against Ohio State on Jan. 23, setting highs in points (34), field goals (13) and 3-pointers (six) while adding 10 rebounds, four assists and two blocked shots.
- His performance against OSU was the first 30-point, 10-rebound game was the first by a Husker since 2008. Mast, Maric and Eric Piatkowski are the only Huskers with 30-point, 10-rebound games in the last 30 years.
- He keyed Nebraska's upset of No. 1 Purdue with 18 points, including 14 in the first half while helping limit Zach Edey to 15 points.
- Against Florida A&M on Nov. 9, he became the first Husker in the Big Ten era (2011-12 to present) to have a game with at least 20 points and 15 rebounds, and the first since All-Big 12 performer Aleks Maric in 2008.

| Filling Walker's Void | | | |
|-----------------------|------|-----|-----|
| Player | PPG | RPG | APG |
| Walker (2022-23) | 13.6 | 7.1 | 3.9 |
| Mast (2023-24) | 12.8 | 7.9 | 3.0 |

STEADY WILLIAMS IS MR. DO-IT-ALL FOR BIG RED

Junior Brice Williams has been a rock for the Huskers this season. The 6-foot-7 guard is third on the team in scoring at 12.5 points per game. He ranks in the top three of the team in scoring, rebounding, assists and steals and blocks per game while typically guarding the opponent's top guard.

• He comes into the Michigan game shooting 44 percent from the field, 38 percent from 3-point range and 84 percent from the foul line. He tops NU in both free throws made (92) and attempted (109) and is seventh in the Big Ten in free throw percentage (.844).

- He has a team-high 21 double-figure games, including a pair of 20-point efforts.
- His effort helped NU top Indiana on Feb. 21 with 18 points and six rebounds in NU's 85-70 win.
- Williams posted his first double-double of the year at Northwestern on Feb. 7 with 13 points and 10 boards.
- He keyed NU's comeback No. 6 Wisconsin on Feb. 1 with 17 points and nine boards, scoring 13 of his 17 in the second half and overtime as Nebraska erased a 19-point deficit.
- Williams had his second 20-point game at Rutgers on Jan. 17 with 22 points, six rebounds and three steals.

| Stuffing the Stat Sheet | | |
|-------------------------|------|--------|
| Category | No. | Tm Rk. |
| Points/Gm | 12.5 | 3rd |
| Rebounds/Gm | 5.7 | 3rd |
| Assists/Gm | 2.4 | 3rd |
| Steals/Gm | 1.1 | 2nd |
| Block/Gm | 0.6 | 2nd |

- His effort against No. 1 Purdue on Jan. 9 may have been Williams' best all-around effort of the season as he had season bests in assists (nine), rebounds (11) and blocked shots (two).
- His best offensive performance of the year came in NU's win over Oregon State when he had 25 points on 9-of-17 shooting.

GARY RETURNS BETTER THAN EVER

After his 2022-23 season was cut short with a left shoulder injury that required surgery, Juwan Gary is playing the best basketball of his career this season. During his rehab, Gary spent extensive time working on his shooting mechanics and the work has paid off.

- He is averaging 12.0 points per game on 50 percent shooting. He is second on the team in rebounding (6.2 rpg) and tops NU in both steals (1.1 apg) and blocked shots (0.9 bpg).
- Gary has 15 double-figure games this season after posting 20 in his career entering 2023-24.
- He picked up his fifth double-double of the season in the win over Rutgers on March 3 with 15 points, 11 rebounds and three blocked shots. His five double-doubles is second only to Rienk Mast, who has six.
- He tied or eclipsed his career high in points four times this season, including a trio of 20-point games.
- Gary led Nebraska to a win over Minnesota on Feb. 25 with a career-high 22 points, including a personal best four 3-pointers, and added eight rebounds in the win.
- Gary was dominant in NU's win at Kansas State on Dec. 17 with 13 points and a career-high 18 rebounds, including 11 offensive rebounds. His 18 rebounds broke his previous career high of 11, while his 11 offensive matches the most by a Husker in the Big Ten era.

| Category | 2022-23 | 2023-24 |
|------------|---------|---------|
| PPG | 9.5 | 12.0 |
| RPG | 6.5 | 6.2 |
| FG Pct. | .438 | .498 |
| 3-Pt. Pct. | .263 | .325 |
| FT. Pct. | .621 | .667 |

HUSKER BENCH MAKES MAJOR IMPACT

Nebraska has relied on its bench during the 2023-24 campaign, as the Huskers have battled through numerous injuries. Currently, the trio of C.J. Wilcher, Jamarques Lawrence and Sam Hoiberg have found ways to make impactful plays, helping Nebraska lead the Big Ten in bench scoring (22.3 ppg).

- Wilcher is one of the front-runners for Big Ten Sixth man of the year, as he is averaging 8.1 points per game while shooting 46 percent from the field and 41 percent from 3-point range.
- He ranks second on the team in 3-pointers and has led NU in scoring five times from the bench, including twice in Big Ten action (at Maryland, Wisconsin).
- Wilcher has 11 of his 12 double-figure efforts off the bench, ties for the Big Ten lead as of March 7.
- He has eight double-figure games in Big Ten play, highlighted by a career-high 22 points against No. 6 Wisconsin on Feb. 1. In that game, he single-handedly led NU back scoring 12 of his 16 second-half points in a 20-3 run which nearly wiped out an 18-point deficit.
- Lawrence has thrived in his new role after moving to the bench on Feb. 7, averaging 10.3 ppg on 54 percent shooting, including 56 percent from 3-point range. He has three double-figure efforts in that stretch.
- He enjoyed a record-setting performance at Indiana on Feb. 21, scoring a career-high 19 points, including 5-of-5 from 3-point range. He became the fourth player in school history to go 5-of-5 from 3-point range in a game, joining Ryan Anderson (at Rutgers, 12/2/06), Brian Conklin (Missouri, 2/7/04) and Cary Cochran (at Missouri, 1/6/01).
- He tied for team-high honors at Ohio State with 14 points on 5-of-7 shooting and five assists.
- Hoiberg has become an essential member of the Husker bench, as he is averaging 3.6 points, 1.8 assists, 3.0 rebounds and 1.0 steals per game. He is second on the team with 29 steals and has a 2.5-to-1 assist-to-turnover ratio. In conference play, that number jumps to 3.4-to-1 with 41 assists and just 12 turnovers.

FAMILY TIES

Several members of the 2023-24 Huskers have family members who have played basketball at the college or professional levels. The list is led by Fred Hoiberg, who played in the NBA for a decade after a standout career at Iowa State. In addition, Henry Williams scored a school-record 2,383 points at Charlotte and his number 34 jersey was retired by the school, while Ramel Lloyd Sr. scored over 1,600 points at the college level.

| Player | Relative | College (Sport) |
|-----------------|------------------------------|--|
| Josiah Allick | Rebekah (Sister) | Nebraska (VB) |
| | Bill Ziegelbein (Stepfather) | Nebraska (FB) |
| | Colleen Ziegelbein (Mother) | Northwest Missouri State (WBB) |
| | Melvin (Father) | UNLV (Swimming) |
| Sam Hoiberg | Fred (Father) | Iowa State/NBA (MBB) |
| | Jack (Brother) | Michigan State/UT-Arlington (MBB) |
| Keisei Tominaga | Hirokyu (Father) | Played Internationally for Japan (MBB) |
| Ramel Lloyd Jr. | Ramel Sr. (Father) | Syracuse/Long Beach State (MBB) |
| Ahron Ullis | Tyler (Brother) | Kentucky/NBA (MBB) |
| C.J. Wilcher | Sergio (Father) | Morgan State (MBB) |
| | Simeon (Brother) | St. John's (MBB) |
| Brice Williams | Henry (Father) | Charlotte (MBB) |

DOUBLE-DIGIT RUNS IN 2023-24

Nebraska has totaled 20 double-figure runs this season, including a 20-0 run against Oregon State on Nov. 18.

| Run | Opponent | Time (Half) |
|------|----------------------|-------------------------|
| 20-0 | vs. Oregon State | 10:54-2:51 (1st) |
| 17-0 | Rider | 10:19-1:30 (2nd) |
| 13-0 | Michigan | 15:12-10:54 (1st) |
| 13-0 | Michigan | 8:51-6:38 (1st) |
| 13-0 | Duquesne | 13:14-9:38 (2nd) |
| 13-0 | Purdue | 3:17 (1st) -18:21 (2nd) |
| 12-0 | at Kansas State | 14:45-5:06 (2nd) |
| 12-0 | Florida A&M | 15:20-11:31 (1st) |
| 12-0 | North Dakota | 19:00-15:13 (2nd) |
| 12-0 | South Carolina State | 20:00-14:03 (1st) |
| 12-0 | Wisconsin | 12:24-10:48 (2nd) |
| 11-0 | Illinois | 3:19-0:03 (2nd) |
| 11-0 | Purdue | 13:11-11:22 (2nd) |
| 11-0 | South Carolina State | 13:46-9:34 (1st) |
| 11-0 | Indiana | 3:48 (1st)-19:51 (2nd) |
| 10-0 | at Rutgers | 14:49-12:25 (1st) |
| 10-0 | Lindenwood | 6:29-4:07 (1st) |
| 10-0 | Florida A&M | 6:29-4:27 (1st) |
| 10-0 | Florida A&M | 0:47 (1st)-16:02 (2nd) |
| 10-0 | South Carolina State | 6:20-2:37 (1st) |

HUSKER COACHING STAFF RETURNS INTACT

- Nate Loenser begins his third season on the Husker staff. He joined the Husker program after spending five seasons with the Chicago Bulls organization. Loenser was an assistant coach for the Bulls under both Fred Hoiberg and Jim Boylan for three seasons. He also served as the Bulls' video coordinator and head coach of the Windy City Bulls. Loenser worked with Hoiberg at Iowa State for two seasons.
- Adam Howard is in his second year on the coaching staff. He was selected to participate in the 2023 TopConnect Basketball Symposium, an event featuring some of the nation's top assistant coaches. Prior to joining the NU staff, he spent four years at South Alabama, helping the program to 75 wins in that span after the program had seven straight losing seasons. In 2021-22, South Alabama won 21 games, the school's highest total since 2008. Howard also coached at Troy, Tennessee, Southern Miss and Morehead State after playing collegiately at Western Kentucky.
- Ernie Zeigler is also in his second year at Nebraska. He joined the NU staff in August of 2022 after spending six years on Ben Howland's staff at Mississippi State. The Bulldogs had four postseason appearances between 2018-22. Zeigler spent six seasons as the head coach at Central Michigan (2007-12) and previously served stints at UCLA, Pittsburgh, Kansas State, Detroit, and Bowling Green.

WORKING OVERTIME

- Nebraska is now 67-56 all-time in overtime games, including a 1-2 mark this season.
- Of the 123 overtime games in program history, 22 games have been at least two overtimes, including a trio of 3 OT games and a pair of quadruple overtime contests.
- The school record for OT games in a season is four set several times, most recently in 2022-23.

9

Nine members of the Husker men's basketball team were named to the NU Scholar-Athlete Honor Roll for the fall semester announced on Feb. 22. The group includes Josiah Allick, Henry Burt, Jeffrey Grace III, Sam Hoiberg, Rienk Mast, Eli Rice, Keisei Tominaga, C.J. Wilcher and Brice Williams.

NEBRASKA BASKETBALL RADIO/TV ROSTER



0 | C.J. WILCHER
Jr. | G | 6-5 | 214



1 | SAM HOIBERG
So. | G | 6-0 | 183



2 | RAMEL LLOYD JR.
RFr. | G | 6-6 | 210



3 | BRICE WILLIAMS
Jr. | G | 6-7 | 213



4 | JUWAN GARY
Jr. | F | 6-6 | 221



5 | AHRON ULIS
Jr. | G | 6-3 | 190



9 | JARRON COLEMAN
Sr. | G | 6-5 | 213



10 | JAMARQUES LAWRENCE
So. | G | 6-3 | 182



11 | ELI RICE
Fr. | G | 6-8 | 213



15 | BLAISE KEITA
Jr. | F | 6-11 | 257



21 | MATAR DIOP
Fr. | F | 6-10 | 213



24 | JEFFREY GRACE III
So. | G | 6-3 | 197



30 | KEISEI TOMINAGA
Sr. | G | 6-2 | 179



31 | CALE JACOBSEN
RFr. | G | 6-4 | 20



35 | HENRY BURT
RFr. | F | 6-7 | 216



51 | RIENK MAST
Jr. | F | 6-10 | 248



53 | JOSIAH ALLICK
Sr. | F | 6-8 | 231



FRED HOIBERG
Head Coach



ADAM HOWARD
Assistant Coach



NATE LOENSER
Assistant Coach



ERNIE ZEIGLER
Assistant Coach



KURT JOSEPH
Director of Men's Basketball Strength & Conditioning



LUCA VIRGILIO
Director of Basketball Strategies & Business Operations



EMMANUEL TOMMY
Director of Player Development



MICHAEL BANIA
Video Coordinator



PADYN BORDERS
Recruiting Coordinator



SHERYL BURBACH
Assistant Director of Basketball Operations



ANDREW MCCABE
Athletic Trainer



PAT NORRIS
Equipment Manager



JAKE BLATTNER
Performance Nutrition Coordinator



MATT THOME
NAPL Director



NIHILO IBARRA
Graduate Manager



JUSTIN MOORE
Graduate Manager



JOEY ST. PIERRE
Graduate Manager



2023-24
Nebraska Roster



BROADCAST NOTES

2023-24 RECORD

21-9/11-8 Big Ten

LAST GAME

Sun., March 3
Rutgers.....W, 67-56

UPCOMING GAMES

Sun., March 10
at Michigan.....11 a.m./BTN

HEAD COACH

Fred Hoiberg (Iowa St., 1995)
Nebraska: 61-92 / 5th
Career: 176-148 / 10th

ASSISTANTS

Adam Howard, 2nd season
Nate Loenser, 3rd season
Ernie Zeigler, 2nd season

2023-24 SCHEDULE

NOV

6 Lindenwood.....W, 84-52
9 Florida A&M.....W, 81-54
13 Rider.....W, 64-50
15 Stony Brook.....W, 84-63
18 vs. Oregon State.....W, 84-63
22 Duquesne.....W, 89-79
26 Cal State Fullerton.....W, 85-72

DEC

3 No. 15 Creighton.....L, 60-89
6 at Minnesota *.....L, 65-76
10 Michigan State *.....W, 77-70
17 at Kansas State.....W, 62-46
20 North Dakota.....W, 82-75
29 South Carolina State.....W, 91-62

JAN

3 Indiana *.....W, 86-70
6 at No. 21 Wisconsin *.....L, 72-88
9 No. 1 Purdue *.....W, 88-72
12 at Iowa *.....L, 76-94
17 at Rutgers *.....L, 82-87 (OT)
20 Northwestern *.....W, 75-69
23 Ohio State *.....W, 83-69
27 at Maryland *.....L, 51-73

FEB

1 No. 6 Wisconsin * W, 80-72 (OT)
4 at No. 14 Illinois * L, 84-87 (OT)
7 at Northwestern *.....L, 68-80
10 Michigan *.....W, 79-59
17 Penn State *.....W, 68-49
21 at Indiana *.....W, 85-70
25 Minnesota *.....W, 73-55
29 at Ohio State *.....L, 69-78

MARCH

3 Rutgers *.....W, 67-56
10 at Michigan *.....
14 Big Ten 2nd Round
15 Big Ten Quarterfinals
16 Big Ten Semifinals
17 Big Ten Championship Game
*Big Ten Game

C.J. WILCHER (WILL-CHUR)

G / 6-5 / 214 / Jr. / Plainfield, N.J.



| | GP/GS | PPG | RPG | APG | SPG | FG% | 3PT% | FT% |
|--------|--------|-----|-----|-----|-----|------|------|-------|
| Season | 30/2 | 8.1 | 1.6 | 0.9 | 0.5 | .456 | .407 | .939 |
| B1G | 19/0 | 8.5 | 1.4 | 1.0 | 0.5 | .441 | .425 | 1.000 |
| Career | 108/29 | 7.4 | 1.9 | 0.9 | 0.6 | .436 | .374 | .736 |

SAM HOIBERG

G / 6-0 / 183 / So. / Lincoln, Neb.



| | GP/GS | PPG | RPG | APG | SPG | FG% | 3PT% | FT% |
|--------|-------|-----|-----|-----|-----|------|------|------|
| Season | 30/0 | 3.6 | 3.0 | 1.7 | 1.0 | .382 | .333 | .694 |
| B1G | 19/0 | 3.2 | 3.2 | 2.1 | 1.0 | .347 | .292 | .792 |
| Career | 51/1 | 3.8 | 3.5 | 1.2 | 0.8 | .442 | .358 | .750 |

RAMEL LLOYD JR.

G / 6-6 / 210 / Rfr. / Long Beach, Calif.



| | GP/GS | PPG | RPG | APG | SPG | FG% | 3PT% | FT% |
|--------|-------|-----|-----|-----|-----|------|------|------|
| Season | 0/0 | 0.0 | 0.0 | 0.0 | 0.0 | .000 | .000 | .000 |
| B1G | 0/0 | 0.0 | 0.0 | 0.0 | 0.0 | .000 | .000 | .000 |
| Career | 0/0 | 0.0 | 0.0 | 0.0 | 0.0 | .000 | .000 | .000 |

BRICE WILLIAMS

G / 6-7 / 213 / Jr. / Huntersville, N.C.



| | GP/GS | PPG | RPG | APG | SPG | FG% | 3PT% | FT% |
|--------|--------|------|-----|-----|-----|------|------|------|
| Season | 30/30 | 12.5 | 5.7 | 2.4 | 1.1 | .435 | .384 | .844 |
| B1G | 19/19 | 12.1 | 5.8 | 2.5 | 1.4 | .440 | .415 | .806 |
| Career | 118/57 | 10.0 | 4.2 | 1.2 | 0.7 | .379 | .392 | .809 |

JUWAN GARY (JUH-WAHN)

F / 6-6 / 221 / Jr. / Columbia, S.C.



| | GP/GS | PPG | RPG | APG | SPG | FG% | 3PT% | FT% |
|--------|--------|------|-----|-----|-----|------|------|------|
| Season | 24/16 | 12.0 | 6.2 | 1.2 | 1.1 | .498 | .325 | .667 |
| B1G | 16/13 | 11.7 | 5.4 | 1.0 | 1.1 | .500 | .298 | .660 |
| Career | 100/51 | 7.5 | 4.4 | 0.6 | 0.8 | .492 | .272 | .618 |

JARRON "BOOGIE" COLEMAN

G / 6-5 / 213 / Sr. / Indianapolis, Ind.



| | GP/GS | PPG | RPG | APG | SPG | FG% | 3PT% | FT% |
|--------|--------|------|-----|-----|-----|------|------|------|
| Season | 11/0 | 2.5 | 1.8 | 2.4 | 0.3 | .235 | .190 | .636 |
| B1G | 2/0 | 0.0 | 0.0 | 0.0 | 0.0 | .000 | .000 | .000 |
| Career | 116/86 | 10.3 | 4.2 | 3.1 | 0.9 | .398 | .337 | .728 |

JAMARQUES LAWRENCE

G / 6-3 / 182 / So. / Plainfield, N.J.



| | GP/GS | PPG | RPG | APG | SPG | FG% | 3PT% | FT% |
|--------|-------|-----|-----|-----|-----|------|------|------|
| Season | 30/23 | 6.8 | 3.3 | 2.6 | 0.8 | .406 | .352 | .763 |
| B1G | 19/12 | 7.3 | 3.1 | 2.5 | 0.9 | .458 | .436 | .842 |
| Career | 58/35 | 5.9 | 2.8 | 1.8 | 0.6 | .406 | .361 | .594 |

ELI RICE

F / 6-8 / 213 / Fr. / Gallatin, Tenn.



| | GP/GS | PPG | RPG | APG | SPG | FG% | 3PT% | FT% |
|--------|-------|-----|-----|-----|-----|------|------|------|
| Season | 17/0 | 4.2 | 1.6 | 0.4 | 0.2 | .413 | .370 | .719 |
| B1G | 8/0 | 3.9 | 1.9 | 0.4 | 0.1 | .529 | .429 | .833 |
| Career | 17/0 | 4.2 | 1.6 | 0.4 | 0.2 | .413 | .370 | .719 |

MATAR DIOP (MA-TAR JOPE [AS IN HOPE])

F / 6-10 / 213 / Fr. / Dakar, Senegal



| | GP/GS | PPG | RPG | APG | SPG | FG% | 3PT% | FT% |
|--------|-------|-----|-----|-----|-----|------|-------|------|
| Season | 15/0 | 0.8 | 0.7 | 0.3 | 0.1 | .500 | .500 | .333 |
| B1G | 7/0 | 0.7 | 0.1 | 0.3 | 0.0 | .667 | 1.000 | .000 |
| Career | 15/0 | 0.8 | 0.7 | 0.3 | 0.1 | .500 | .500 | .333 |

KEISEI TOMINAGA

G / 6-2 / 179 / Sr. / Morioka Nagoya Aichi, Japan



| | GP/GS | PPG | RPG | APG | SPG | FG% | 3PT% | FT% |
|--------|-------|------|-----|-----|-----|------|------|------|
| Season | 28/28 | 14.0 | 2.2 | 1.3 | 0.9 | .450 | .359 | .889 |
| B1G | 19/19 | 14.3 | 1.9 | 1.3 | 0.6 | .447 | .365 | .935 |
| Career | 90/53 | 10.9 | 1.7 | 0.8 | 0.7 | .455 | .367 | .875 |

CALE JACOBSEN

G / 6-4 / 200 / Rfr. / Ashland, Neb.



| | GP/GS | PPG | RPG | APG | SPG | FG% | 3PT% | FT% |
|--------|-------|-----|-----|-----|-----|-------|------|------|
| Season | 17/0 | 0.6 | 0.2 | 0.3 | 0.1 | .571 | .000 | .500 |
| B1G | 10/0 | 0.2 | 0.0 | 0.2 | 0.0 | 1.000 | .000 | .000 |
| Career | 17/0 | 0.6 | 0.2 | 0.3 | 0.1 | .571 | .000 | .500 |

RIENK MAST (RINK)

F / 6-10 / 248 / Jr. / Groningen, Netherlands



| | GP/GS | PPG | RPG | APG | SPG | FG% | 3PT% | FT% |
|--------|---------|------|-----|-----|-----|------|------|------|
| Season | 28/28 | 12.8 | 7.9 | 3.0 | 0.4 | .437 | .346 | .833 |
| B1G | 19/19 | 11.9 | 6.8 | 3.1 | 0.6 | .420 | .333 | .793 |
| Career | 116/107 | 11.7 | 7.6 | 2.0 | 0.5 | .479 | .334 | .745 |

JOSIAH ALLICK (AL-ICK)

F / 6-8 / 231 / Sr. / Lincoln, Neb.



| | GP/GS | PPG | RPG | APG | SPG | FG% | 3PT% | FT% |
|--------|---------|-----|-----|-----|-----|------|------|------|
| Season | 29/23 | 6.9 | 5.1 | 1.3 | 0.6 | .528 | .364 | .640 |
| B1G | 19/12 | 7.3 | 3.1 | 2.5 | 0.9 | .458 | .436 | .842 |
| Career | 132/107 | 9.1 | 5.7 | 1.1 | 0.6 | .548 | .297 | .643 |

Last Game: Had six points and a steal against Rutgers

- ◀ Tied career highs in points (22) and 3-pointers (5) vs. No. 6 Wis; 16 second-half points
- ◀ Had 16 points on 4-of-5 shooting (3-of-4 from 3) in 19 minutes vs. No. 1 Purdue
- ◀ Finished with 18 points on 7-of-9 shooting vs South Carolina State
- ◀ Led NU with 16 points and four rebounds in 18 minutes vs. North Dakota

Last Game: Had two rebounds and a pair of assists vs. Rutgers

- ◀ Had seven points in a 13-0 1st-half run; added three assists and three steals vs. No. 1 Purdue
- ◀ Led NU with a career-high 15 points and added five rebounds and two assists vs. Lindenwood
- ◀ Had a career-high 16 points, including 3-of-3 from 3-point range, at Maryland on Jan. 28, 2023
- ◀ Sports media and communications major who hosts his own radio show during the season

Last Game: Has not played in 2023-24

- ◀ Redshirt freshman who has battled several injuries and has not played in 2023-24
- ◀ Played in all three games in Spain, averaging 5.7 ppg, 8.0 rpg, and 4.0 apg
- ◀ Top-100 recruit averaged 11.6 ppg, 4.0 rpg and 1.9 apg at Sierra Canyon HS in 2021-22
- ◀ Co-hosts his own radio show with his father during the season

Last Game: Totalled eight points, seven boards and three assists vs. Rutgers

- ◀ Nearly posted a triple double vs. Purdue w/nine points, 11 rebounds and a career-high nine assists
- ◀ Finished with a season-high 25 points vs. Oregon State; Team-high 21 double-figure games
- ◀ 2nd-team All C-USA pick who averaged 13.8 ppg and 5.3 rpg in helping Charlotte to 2023 CBI title
- ◀ Father (Henry) scored 2,383 points at Charlotte and his No. 34 was retired by the school in 1992

Last Game: Collected fifth double-double of the season with 15 points and 11 boards vs. Rutgers

- ◀ Led NU with a career-high 22 points vs. Minn, including 4-of-7 from 3-point range, and eight boards
- ◀ Posted 14 points and a career-high 18 boards at Kansas State; Four double-doubles in 2023-24
- ◀ Returned after suffering season-ending injury in Jan. after averaging 9.5 ppg and 6.5 rpg in 17 games
- ◀ Played two seasons at Alabama, helping Crimson Tide to SEC title and NCAA Sweet 16 in 2020-21

Last Game: Did not play vs. Rutgers

- ◀ Tallied eight points and six assists in the win over South Carolina State
- ◀ Earned second-team All-MAC honors in 2022-23, averaging 14.3 ppg, 4.9 rpg and 3.8 apg
- ◀ Started 21 games at Missouri in 2021-22, averaging 8.6 ppg with a team-high 86 assists
- ◀ Was 2019-20 MAC Freshman of the Year (9.3 ppg, 4.8 rpg, 2.9 apg)

Last Game: Had three points, three boards and a steal in 11 minutes vs. Rutgers

- ◀ Posted 9th double-figure game of year with 14 points and five assists at Ohio State
- ◀ Career-high 19 points (6-8 FG, 5-5 from 3), six boards and five assists at Indiana
- ◀ Had a then-career high 16 points and seven rebounds at Minnesota
- ◀ Played in 28 games, including 12 starts as a freshman, averaging 5.0 points, 2.2 rebounds per game

Last Game: Did not play vs. Rutgers; Missed NU's last nine contests with ankle injury

- ◀ Came off the bench for 11 points on 4-of-7 shooting and four boards at Iowa
- ◀ Finished with 16 points, including 3-of-6 from 3-point range, and four boards against FAMU
- ◀ Played at IMG Academy in '22-23, averaging 19 points and seven rebounds per game
- ◀ Was an all-state pick at Beech (Tenn.) High School in 2021-22, averaging 17.2 ppg and 7.1 rpg

Last Game: Did not play vs. Rutgers

- ◀ Grabbed four rebounds and had two steals in 20 minutes vs. South Carolina State
- ◀ Has a 7-foot-2 wingspan and provides the Huskers with interior size and athleticism
- ◀ Played at Keystone Athletic Academy in 2022-23, averaging 13 points and 13 rebounds per game
- ◀ Product of NBA Academy Africa who picked up the sport as a teenager

Last Game: Finished with 18 points and three rebounds vs. Rutgers; 18th double-figure game

- ◀ Scored a career-high 31 points (5-of-7 from 3) at No. 14 Illinois; one of two career 30-pt games
- ◀ Led all scorers with 28 points on 9-of-16 shooting vs. Indiana
- ◀ Played for Japanese National Team, averaging 11.4 ppg in helping Japan qualify for the 2024 Olympics
- ◀ Has 12 career 20-point games, including a career-high 30 points against Penn State on Feb. 5, 2023

Last Game: Did not play vs. Rutgers

- ◀ Set career bests in points (four) and rebounds (two) vs. South Carolina State
- ◀ Walk-on who had first three career points and an assist in five minutes vs. FAMU
- ◀ Averaged 17.9 ppg, 6.1 apg, 5.8 rpg as a senior in leading Ashland-Greenwood to a state title
- ◀ Multi-sport athlete who also played quarterback and wide receiver during high school career

Last Game: Finished with seven points, four boards and three assists vs. Rutgers

- ◀ Has a team-high six double-doubles (most by Husker since 2008); 18 double-figure games
- ◀ Career high 34 points (13-of-17; 6-8 from 3), 10 boards and four assists vs. OSU
- ◀ Keyed win over No. 1 Purdue with 18 points, four rebounds and three assists
- ◀ Was first Husker with 20/15 game since '08 with 20 points and 16 rebounds vs. FAMU

Last Game: Posted first double-double of year w/10 points and season-high 12 boards vs. Rutgers

- ◀ Nine double-figure games in 23-24; season-high 16 points and eight boards vs. Michigan
- ◀ Led NU with eight rebounds and had three assists in 28 minutes against Indiana
- ◀ Lincoln native who is a grad transfer from New Mexico and spent three years at UMKC
- ◀ Helped New Mexico to a 22-12 record in 2022-23, 8.4 ppg on 56% shooting and 7.2 rpg

AHRON ULIS (YOU-LISS)

G / 6-3 / 190 / Jr. / Chicago, Ill.



| | GP/GS | PPG | RPG | APG | SPG | FG% | 3PT% | FT% |
|--------|-------|-----|-----|-----|-----|------|------|------|
| Season | 0/0 | 0.0 | 0.0 | 0.0 | 0.0 | .000 | .000 | .000 |
| B1G | 0/0 | 0.0 | 0.0 | 0.0 | 0.0 | .000 | .000 | .000 |
| Career | 84/27 | 5.0 | 1.6 | 1.9 | 0.4 | .374 | .310 | .780 |

- ◀ Iowa transfer who spent last 3 years with the Hawkeyes and posted better than 2-to-1 ast-to-TO ratio
- ◀ Started 27 games at point guard in 2022-23, averaging 6.1 ppg, 2.1 spg
- ◀ Scored a career-high 17 points on 8-of-10 shooting at Michigan State on 1/26/2023

JEFFREY GRACE III

G / 6-3 / 197 / So. / Elmhurst, Ill.



| | GP/GS | PPG | RPG | APG | SPG | FG% | 3PT% | FT% |
|--------|-------|-----|-----|-----|-----|-------|-------|-------|
| Season | 12/0 | 0.5 | 0.2 | 0.2 | 0.0 | .667 | 0/0/0 | 0.667 |
| B1G | 6/0 | 2/0 | 0.0 | 0.2 | 0.0 | .000 | .000 | .000 |
| Career | 23/0 | 0.5 | 0.2 | 0.1 | 0.0 | 0.600 | 0.000 | 0.571 |

- ◀ Walk-on who played in 11 games in 2022-23 (4 pts/3 reb)
- ◀ Averaged 11.0 ppg, 5.0 rpg and 3.0 apg at York (Ill.) HS in 2020-21

BLAISE KEITA (BLAZE KAY-TA)

F / 6-11 / 257 / Jr. / Bamako, Republic of Mali




| | GP/GS | PPG | RPG | APG | SPG | FG% | 3PT% | FT% |
|--------|-------|-----|-----|-----|-----|------|------|------|
| Season | 0/0 | 0.0 | 0.0 | 0.0 | 0.0 | .000 | .000 | .000 |
| B1G | 0/0 | 0.0 | 0.0 | 0.0 | 0.0 | .000 | .000 | .000 |
| Career | 21/5 | 2.0 | 3.5 | 0.5 | 0.3 | .551 | .000 | .409 |

- ◀ Is progressing from off-season ankle surgery and has dressed in recent games
- ◀ Averaged 2.0 ppg on 51 percent shooting and 3.5 rpg while grabbing 10+ rebounds three times
- ◀ Grabbed 11 rebounds in 23 minutes in the Huskers' overtime win over Wisconsin on Feb. 11, 2023

HENRY BURT

F / 6-7 / 216 / Rfr. / Omaha, Neb.



NEBRASKA HEAD COACH FRED HOIBERG

NEBRASKA (2019-PRESENT)

- Hired as Nebraska's 28th men's basketball coach on March 30, 2019, a position his grandfather (Jerry Bush) held for nine seasons from 1954 to 1963.
- Is the only coach in school history with two road wins against top-10 teams
- Led Nebraska to its fourth win over a No. 1 team in school history and first time since 1982 (1/9/24 vs. No. 1 Purdue)
- Guided Nebraska to three consecutive road wins over ranked opponents (No. 23 Ohio State and No. 10 Wisconsin in 2021-22 and No. 7 Creighton in 2022-23) for the first time in school history
- Brought in the highest-ranked recruiting class in school history, as his 2021 class was ranked 13th by ESPN.com
- Had NBA Draft Picks in both 2021 (Dalano Banton) and 2022 (Bryce McGowens) and has produced 12 players who have reached the NBA

CHICAGO BULLS (2015-18)

- Coached the Chicago Bulls for three-plus seasons, posting a 115-155 record.
- Became just the fifth coach in franchise history to post a winning record in his debut season.
- Took the Bulls to the 2017 NBA Playoffs where they won the first two games against the top-seeded Boston Celtics, as the Bulls were the first No. 8 seed to take a 2-0 lead against a No. 1 seed since 1993.
- Was the fifth coach in NBA history to have each of his first two career playoff victories come on the road.

IOWA STATE (2010-15)

- Served as head coach at his alma mater for five seasons, posting a 115-56 record, which is the top winning percentage in school history (.673).
- Led the Cyclones to four straight NCAA Tournament appearances - a program record - while his 115 wins were the most in a five-year stretch in school history.
- Guided Iowa State to back-to-back Big 12 Tournament titles in 2014 and 2015.
- Produced four All-Americans, 12 All-Big 12 honorees and 10 players who played in the NBA.
- Named Big 12 Coach of the Year in 2012, as the Cyclones went from three conference wins to 12 in one season.
- Won 28 games and reached the NCAA Sweet 16 in 2014.
- Led the Big 12 in scoring offense in two of his last four seasons and topped the conference in 3-pointers four times in five years.

MINNESOTA TIMBERWOLVES (2005-10)

- Served as Vice President of Basketball Operations in 2009-10, overseeing the day-to-day operations of basketball programs including college and pro scouting, salary cap management and NBA Draft preparations.
- Was the Assistant General Manager for three seasons, helping the Timberwolves orchestrate a draft-day trade for five-time all-star Kevin Love in 2008.

AS AN NBA PLAYER (1995-2005)

- Spent 10 years in the NBA with the Indiana Pacers (four seasons), Chicago Bulls (four seasons) and Minnesota Timberwolves (two seasons) after being selected in the second round of the 1995 NBA Draft.
- Was a member of three NBA Playoff Teams, including a Timberwolves team that reached the 2004 Western Conference Finals.
- Shot 40 percent from 3-point range during his career and led the NBA in 3-point shooting in his final season (48.3, 2004-05).
- Ended his NBA career abruptly at the age of 33 after undergoing open-heart surgery to repair an aneurysm in his aortic root.

AS A PLAYER AT IOWA STATE (1991-95)

- Started all four seasons at Iowa State, averaging 15.8 points, 6.9 rebounds, 2.8 assists and 1.6 steals per game in his collegiate career.
- His No. 32 was retired by Iowa State in 1997 and Hoiberg is a member of the Iowa State Hall of Fame.
- Garnered third-team All-America honors as a senior in 1994-95, averaging 19.9 points per game to help the Cyclones win a then-school-record 23 games and was named Big Eight Co-Male Athlete of the Year in 1995.
- Two-time Academic All-American who was inducted into the CSC Academic Hall of Fame in 2016.



FRED HOIBERG'S COLLEGIATE COACHING RECORD

| Year | School | Overall Record | Pct. | Conf. Record | Pct. | Conf. Finish | Postseason |
|---------------|------------|----------------|-------------|---------------|-------------|--------------|-------------------|
| 2010-11 | Iowa State | 16-16 | .500 | 3-13 | .188 | 12th | None |
| 2011-12 | Iowa State | 23-11 | .676 | 12-6 | .677 | T-3rd | NCAA Third Round |
| 2012-13 | Iowa State | 23-12 | .657 | 11-7 | .611 | T-4th | NCAA Third Round |
| 2013-14 | Iowa State | 28-8 | .778 | 11-7 | .611 | T-3rd | NCAA Sweet 16 |
| 2014-15 | Iowa State | 25-9 | .735 | 12-6 | .677 | T-2nd | NCAA Second Round |
| 2019-20 | Nebraska | 7-25 | .219 | 2-18 | .100 | 14th | None |
| 2020-21 | Nebraska | 7-20 | .259 | 3-16 | .158 | 14th | None |
| 2021-22 | Nebraska | 10-22 | .313 | 4-16 | .200 | T-13th | None |
| 2022-23 | Nebraska | 16-16 | .500 | 9-11 | .450 | T-11th | None |
| 2023-24 | Nebraska | 21-9 | .700 | 11-8 | .579 | | |
| Totals | | 176-148 | .543 | 78-108 | .419 | | |

THE LAST TIME...

Nebraska Team

Ranked in the top 5 (AP Poll) Never Happened
 Ranked in the top 10 (AP Poll) March 1, 1966
 Ranked in the top 20 (AP Poll) Jan. 2, 1995
 Ranked in the top 25 (AP Poll) Dec. 31, 2018 (No. 24)
 Ranked in the top 25 (USA Today Coaches Poll) Dec. 31, 2018 (No. 23)

Played AP Poll No. 1 ranked team def. No. 1 Purdue (88-72), 1/9/2024
 Defeated AP Poll No. 1 ranked team def. No. 1 Purdue (88-72), 1/9/2024
 Played AP Poll No. 2 ranked team lost at No. 2 Michigan (47-62), 1/9/13
 Defeated AP Poll No. 2 ranked team vs. No. 2 Oklahoma State (85-69), 2/5/1992
 Played Team Ranked 1-5 by AP def. No. 1 Purdue (88-72), 1/9/2024
 Defeated Team Ranked 1-5 by AP def. No. 1 Purdue (88-72), 1/9/2024
 Played Team Ranked 6-10 by AP won vs. No. 6 Wisconsin (80-72, OT), 2/1/2023
 Defeated Team Ranked 6-10 by AP vs. No. 6 Wisconsin (80-72, OT), 2/1/2023
 Defeated Team Ranked 11-25 by AP at No. 23 Ohio State (78-70), 3/1/2022
 Defeated Team Ranked 1-10 by AP on Road at No. 7 Creighton (63-53), 12/4/2022
 Defeated Ranked Team by AP on Road at No. 7 Creighton (65-63), 12/4/2022

Scored 100 or more points 100; at NC State, 12/1/2021
 Scored 90 or more points 91; South Carolina State, 12/29/2023
 Scored 80 or more points 85; at Indiana, 2/21/2024
 Scored less than 50 points 48; Wisconsin, 2/10/2021
 Scored less than 40 points 38; at Oregon, 12/15/2012
 Shot 75% from the field 750; vs. Nebraska-Omaha (42-56), 1/25/1988 \$
 Shot 70% from the field 723; vs. UNC Wilmington (34-47), 12/5/1997
 Shot 60% from the field 628; vs. Northwestern (27-43), 2/3/2015

Made 50 or more free throws Never Happened
 Made 40 or more free throws 43; vs. Texas (43-59), 1/3/1996 - \$
 Made 30 or more free throws 37; vs. UTSA (37-50), 12/20/2017
 Made 25 or more free throws 28; vs. Duquesne (28-31), 11/22/2023
 Attempted 60 or more free throws 60; vs. Kansas State (36-60), 1/11/1954 - \$
 Attempted 50 or more free throws 50; vs. UTSA (37-50), 12/20/2017
 Attempted 40 or more free throws 50; vs. UTSA (37-50), 12/20/2017
 Attempted 30 or more free throws 32; South Carolina State (24-32), 12/29/2023
 Shot 100% from the foul line (min 10 att.) 1.000; at Illinois (14-14), 2/4/2024
 Shot 95% from the foul line (min 10 att.) 1.000; at Illinois (14-14), 2/4/2024
 Shot 90% from the foul line (min 10 att.) 909; vs. Penn State (10-11), 2/17/2024
 Shot 90% from the foul line (min 20 att.) 950; vs. Cal State Fullerton (19-20), 11/26/2023

Made 20 or more 3-pointers Never Happened
 Made 15 or more 3-pointers 15; Kennesaw State (15-29), 12/22/2021
 Made 10 or more 3-pointers 10; at Ohio State (10-33), 2/29/2024
 Made 0 3-pointers 0; vs. Jacksonville State (0-5), 12/18/2012
 Held Opponent to 0 3-pointers 0; Southeastern Louisiana, 11/22/2015
 Attempted 40 or more 3-pointers 41; vs. Nevada (9-41), 11/26/2020 \$
 Attempted 30 or more 3-pointers 33; at Ohio State (10-33), 2/29/2024
 Attempted 20 or more 3-pointers 27; vs. Rutgers (9-27), 3/3/2024
 Shot 75% from 3-point range (min. 10 att.) 750; vs. UT-Pan American (9-12), 12/2/2009 - \$
 Shot 60% from 3-point range (min. 20 att.) 609; Purdue (14-23), 1/9/24
 Shot 60% from 3-point range (min. 10 att.) 609; Purdue (14-23), 1/9/24
 Shot 50% from 3-point range (min. 20 att.) 538 vs. Ohio State (14-26), 1/23/2024
 Shot 50% from 3-point range (min. 10 att.) 538 vs. Ohio State (14-26), 1/23/2024

Had 60 or more rebounds 60; vs. Oral Roberts, 12/22/1999
 Had 50 or more rebounds 50; South Carolina State, 12/29/2023

Had 30 or more assists 35, vs. Northeastern Illinois, 12/21/1994
 Had 25 or more assists 25; vs. Doane, 12/17/2020
 Had 20 or more assists 22; Purdue, 1/9/2024
 Had 15 or more assists 15; at Ohio State, 2/29/2024

Had 20 or more steals 23, vs. Texas Tech, 3/4/1999 - \$
 Had 15 or more steals 15; Indiana, 1/3/2024
 Had 10 or more steals 15; Indiana, 1/3/2024

Had 15 or more blocked shots 15, vs. Coppin State, Dec. 6, 1996 - \$
 Had 10 or more blocked shots 14; at Northwestern, 1/2/2018

Had 30 or more turnovers 31, at Creighton, 12/11/2005
 Had 20 or more turnovers 20; South Carolina State, 12/29/2023
 Had 5 or less turnovers 2; vs. Duquesne, 11/22/2023 - #

Nebraska Player...

Had 20 or more points: 22; Juwan Gary vs. Minnesota, 2/25/24
 Had 25 or more points: 31; Keisei Tominaga at Illinois, 2/4/2024
 Had 30 or more points: 31; Keisei Tominaga at Illinois, 2/4/2024
 Had 40 or more points: 41; Teddy Allen vs. Penn State, 2/23/2021
 Had 20 or more points in a half: 21; Rienk Mast vs. Ohio State (2nd), 1/23/2024

Had No Player in Double Figures: vs. Ohio State, 1/21/2012
 Had Five Players with 10 or more points Northwestern, 11/20/2024
 Allick (15); Tominaga (14); Williams (12); Wilcher (10); Lawrence (10)
 Had Six Players with 10 or more points North Dakota, 12/20/2023
 Wilcher (16); Lawrence (14); Tominaga (14); Williams (12); Gary (12); Allick (10)
 Two Huskers with 20 or more points, same game: at Illinois, 2/4/2024
 Keisei Tominaga (31); Rienk Mast (21)
 Two Huskers with 25 or more points, same game: vs. Western Illinois, 11/9/21
 Alonzo Verge Jr. (26), Bryce McGowens (25)
 Three Huskers with 20 or more points, same game: Iowa, 3/10/2019
 James Palmer Jr. (30), Glynn Watson Jr. (23), Isaiah Roby (23)
 Two Huskers with 30 or more points, same game: vs. Oregon, 11/25/1995
 Tyronn Lue (30) & Jaron Boone (30) - only time in school history

Had 10 or more rebounds: 12; Josiah Allick and 11; Juwan Gary vs. Rutgers, 3/3/24
 Had 15 or more rebounds: 18; Juwan Gary at Kansas State, 12/17/2023
 Had 20 or more rebounds: 21, Kimani Ffriend vs. Oral Roberts, 12/22/1999
 Had 25 or more rebounds: 26, Bill Johnson vs. Iowa State, 1/4/1954 - \$
 Two Huskers with 10 or more rebounds, same game: at Kansas State, 12/17/2023
 (Juwan Gary-18; Rienk Mast-12)
 Three Huskers with 10 or more rebounds, same game: vs. Texas Tech, 1/19/2000
 (Steffon Bradford 16; Kimani Ffriend 12; Louis Truscott 11)

Had 5 or more 3-pointers: 5; Jamarques Lawrence at Indiana (5-5), 2/21/2024
 Had 6 or more 3-pointers: 6; Rienk Mast vs. Ohio State (6-8), 1/23/2024
 Had 7 or more 3-pointers: 7; Kobe Webster at Northwestern (7-12), 3/7/2021
 Had 8 or more 3-pointers: 8; Cary Cochran, vs. Baylor (8-13), 2/27/2002 - \$

Had 5 or more assists: 5; Jamarques Lawrence at Ohio State, 2/29/2024
 Had 10 or more assists: 11; Alonzo Verge Jr. at Ohio State, 3/1/2022
 Had 15 or more assists: 15; Charles Richardson vs. Rutgers, 12/2/2006
 Had 18 or more assists: 18; Brian Carr, at Evansville, 1/3/1985 - \$

Had 5 or more blocked shots: 5; Isaiah Roby vs. Northwestern, 2/16/2019
 Had 6 or more blocked shots: 6; Isaiah Roby vs. Eastern Illinois, 11/11/2017
 Had 7 or more blocked shots: 7; John Turek vs. Colorado, 3/2/2005
 Had 9 or more blocked shots: 9; Mikki Moore vs. Coppin State, 12/6/1996 - \$
 Had 10 or more blocked shots: Never Happened

Had 5 or more steals: 5; Keisei Tominaga at Kansas State, 12/17/2023
 Had 6 or more steals: 6; Glynn Watson Jr. vs. Long Beach State, 11/26/2017
 Had 7 or more steals: 7; Brandon Richardson at Ohio State, 1/3/2012
 Had 8 or more steals: 8, Cookie Belcher vs. Oklahoma St., 2/7/2001 - \$
 Had 10 or more steals: Never Happened

Had Triple-Double (Points/Rebounds/Assists): Dalano Banton vs. Doane, 12/17/2020, 13/11/10
 Had Double-Double (Points/Assists): Alonzo Verge Jr. at NC State (25/11), 12/1/2021
 Had Double-Double (Points/Rebounds):
 Josiah Allick (10 pts./12 reb.) and Juwan Gary (15 pts./11 reb.) vs. Rutgers, 3/3/2024
 Had Double-Double (Points/Steals): Never Happened
 Had Double-Double (Points/Blocks): Never Happened
 Had Two Players with Double-Doubles:
 Josiah Allick (10 pts./12 reb.) and Juwan Gary (15 pts./11 reb.) vs. Rutgers, 3/3/2024

\$ - School Record - # - Tied School record
 As of 3/4/2024

| 2023-24 GAME BY GAME | | | | | | | | | | | | | | | |
|----------------------|--------|------|----------|------|--------|-------|-------|------|----|----|----|---|----|------|--------|
| Team | FG-FGA | Pct. | 3FG-3FGA | Pct. | FT-FTA | Pct. | O-D | Reb. | PF | A | TO | B | S | Pts. | W/L |
| Lindenwood | 22-68 | .324 | 3-16 | .188 | 5-9 | .556 | 13-27 | 40 | 21 | 2 | 12 | 2 | 4 | 52 | |
| at Nebraska | 27-56 | .482 | 11-30 | .367 | 19-29 | .655 | 8-36 | 44 | 12 | 19 | 9 | 7 | 5 | 84 | W |
| Florida A&M | 20-66 | .303 | 4-20 | .200 | 10-17 | .588 | 11-24 | 35 | 26 | 10 | 14 | 3 | 8 | 54 | |
| at Nebraska | 23-56 | .411 | 10-28 | .357 | 25-36 | .694 | 16-39 | 55 | 17 | 15 | 18 | 5 | 7 | 81 | W |
| Rider | 17-56 | .304 | 6-25 | .240 | 10-12 | .833 | 7-27 | 34 | 18 | 8 | 11 | 5 | 10 | 50 | |
| at Nebraska | 19-57 | .333 | 9-32 | .281 | 17-22 | .773 | 14-33 | 47 | 9 | 13 | 11 | 0 | 3 | 64 | W |
| Stony Brook | 25-66 | .379 | 7-30 | .233 | 6-10 | .600 | 9-19 | 28 | 17 | 6 | 9 | 2 | 10 | 63 | |
| at Nebraska | 33-60 | .500 | 8-26 | .308 | 10-17 | .588 | 12-33 | 45 | 13 | 19 | 14 | 1 | 3 | 84 | W |
| Oregon State | 19-54 | .352 | 6-22 | .273 | 19-21 | .905 | 9-22 | 31 | 23 | 11 | 9 | 3 | 4 | 63 | |
| vs. Nebraska | 30-65 | .462 | 8-24 | .333 | 16-26 | .615 | 17-27 | 44 | 18 | 16 | 6 | 3 | 3 | 84 | W |
| Duquesne | 28-63 | .444 | 8-29 | .276 | 15-17 | .882 | 14-23 | 37 | 24 | 8 | 6 | 3 | 1 | 79 | |
| at Nebraska | 26-53 | .491 | 9-24 | .375 | 28-31 | .903 | 7-22 | 29 | 13 | 18 | 2 | 2 | 1 | 89 | W |
| Cal State Fullerton | 28-67 | .418 | 9-22 | .409 | 7-9 | .778 | 15-20 | 35 | 17 | 9 | 12 | 5 | 8 | 72 | |
| at Nebraska | 27-58 | .466 | 12-30 | .400 | 19-20 | .950 | 11-25 | 36 | 9 | 18 | 9 | 3 | 3 | 85 | W |
| No. 15 Creighton | 32-69 | .464 | 14-40 | .350 | 11-13 | .846 | 14-34 | 48 | 14 | 17 | 12 | 4 | 5 | 89 | |
| at Nebraska | 24-71 | .338 | 2-22 | .091 | 10-14 | .714 | 14-23 | 37 | 10 | 6 | 8 | 1 | 7 | 60 | L |
| at Minnesota | 25-53 | .472 | 8-25 | .320 | 18-29 | .621 | 13-19 | 32 | 9 | 18 | 16 | 7 | 10 | 76 | |
| Nebraska | 24-53 | .453 | 5-18 | .278 | 12-15 | .800 | 10-22 | 32 | 21 | 15 | 18 | 1 | 7 | 65 | L |
| Michigan State | 27-61 | .443 | 8-17 | .471 | 8-9 | .889 | 8-23 | 31 | 13 | 14 | 9 | 2 | 5 | 70 | |
| at Nebraska | 27-54 | .500 | 10-23 | .435 | 13-15 | .867 | 5-26 | 31 | 11 | 16 | 9 | 4 | 5 | 77 | W |
| at Kansas State | 16-60 | .267 | 4-30 | .133 | 10-18 | .556 | 13-27 | 40 | 11 | 11 | 12 | 9 | 6 | 46 | |
| Nebraska | 25-72 | .347 | 11-31 | .355 | 1-4 | .250 | 22-35 | 57 | 17 | 14 | 14 | 4 | 7 | 62 | W |
| North Dakota | 26-67 | .388 | 11-32 | .344 | 12-17 | .706 | 19-23 | 42 | 14 | 11 | 11 | 2 | 6 | 75 | |
| at Nebraska | 29-63 | .46 | 11-32 | .344 | 14-19 | .737 | 13-25 | 38 | 11 | 14 | 9 | 0 | 7 | 82 | W |
| South Carolina State | 23-74 | .311 | 5-23 | .217 | 11-15 | .733 | 13-27 | 40 | 21 | 9 | 19 | 3 | 9 | 62 | |
| at Nebraska | 29-61 | .475 | 9-30 | .300 | 24-32 | .750 | 10-40 | 50 | 18 | 22 | 20 | 7 | 16 | 91 | W |
| Indiana | 24-51 | .471 | 9-18 | .500 | 13-19 | .684 | 9-27 | 36 | 19 | 19 | 19 | 2 | 5 | 70 | |
| at Nebraska | 27-59 | .458 | 12-32 | .375 | 20-26 | .769 | 9-20 | 29 | 20 | 16 | 8 | 0 | 15 | 86 | W |
| at No. 21 Wisconsin | 33-60 | .550 | 13-26 | .500 | 9-13 | .692 | 7-25 | 32 | 13 | 18 | 8 | 0 | 6 | 88 | |
| Nebraska | 26-53 | .491 | 12-26 | .462 | 8-11 | .727 | 3-23 | 26 | 16 | 16 | 12 | 4 | 4 | 72 | L |
| No. 1 Purdue | 24-57 | .421 | 13-33 | .394 | 11-15 | .733 | 11-23 | 34 | 16 | 17 | 14 | 2 | 1 | 72 | |
| at Nebraska | 29-57 | .509 | 14-23 | .609 | 16-19 | .842 | 5-25 | 30 | 17 | 22 | 9 | 3 | 9 | 88 | W |
| at Iowa | 35-67 | .522 | 15-35 | .429 | 9-14 | .643 | 9-27 | 36 | 13 | 30 | 6 | 0 | 5 | 94 | |
| Nebraska | 30-63 | .476 | 4-26 | .154 | 12-15 | .800 | 8-26 | 34 | 14 | 14 | 8 | 1 | 5 | 76 | L |
| at Rutgers | 30-78 | .385 | 11-29 | .379 | 16-30 | .533 | 25-31 | 56 | 18 | 16 | 13 | 5 | 6 | 87 | |
| Nebraska | 25-66 | .379 | 13-35 | .371 | 19-24 | .792 | 11-31 | 42 | 24 | 13 | 13 | 6 | 8 | 82 | L (OT) |
| Northwestern | 24-63 | .381 | 10-31 | .323 | 11-17 | .647 | 11-15 | 26 | 14 | 17 | 7 | 5 | 13 | 69 | |
| at Nebraska | 26-47 | .553 | 7-13 | .538 | 16-20 | .800 | 8-32 | 40 | 16 | 18 | 18 | 3 | 5 | 75 | W |
| Ohio State | 27-56 | .482 | 8-23 | .348 | 7-12 | .583 | 6-22 | 28 | 13 | 17 | 9 | 6 | 2 | 69 | |
| at Nebraska | 30-61 | .492 | 14-26 | .538 | 9-12 | .750 | 9-26 | 35 | 11 | 19 | 6 | 2 | 5 | 83 | W |
| at Maryland | 26-64 | .406 | 11-26 | .423 | 10-14 | .714 | 17-26 | 43 | 13 | 16 | 8 | 5 | 11 | 72 | |
| Nebraska | 17-43 | .395 | 10-21 | .476 | 7-12 | .583 | 3-22 | 25 | 14 | 10 | 18 | 3 | 5 | 51 | L |
| No. 6 Wisconsin | 27-64 | .422 | 10-31 | .323 | 8-12 | .667 | 11-31 | 42 | 18 | 8 | 16 | 2 | 8 | 72 | |
| at Nebraska | 26-58 | .448 | 9-27 | .333 | 19-26 | .731 | 7-28 | 35 | 13 | 15 | 12 | 2 | 9 | 89 | W (OT) |
| at No. 14 Illinois | 29-70 | .414 | 9-34 | .265 | 20-30 | .667 | 17-33 | 50 | 12 | 18 | 14 | 5 | 7 | 87 | |
| Nebraska | 29-68 | .426 | 12-28 | .429 | 14-14 | 1.000 | 5-28 | 33 | 21 | 12 | 9 | 2 | 6 | 84 | L (OT) |
| at Northwestern | 27-63 | .429 | 11-25 | .440 | 15-22 | .682 | 13-23 | 36 | 19 | 17 | 10 | 3 | 7 | 80 | |
| Nebraska | 22-48 | .458 | 6-19 | .316 | 18-22 | .818 | 3-26 | 29 | 24 | 11 | 17 | 4 | 4 | 68 | L |
| Michigan | 20-62 | .323 | 8-24 | .333 | 11-15 | .733 | 18-21 | 39 | 14 | 12 | 14 | 4 | 7 | 59 | |
| at Nebraska | 30-64 | .469 | 9-23 | .391 | 10-16 | .625 | 16-27 | 43 | 18 | 18 | 9 | 3 | 7 | 79 | W |
| Penn State | 18-54 | .333 | 5-23 | .217 | 8-16 | .500 | 8-23 | 31 | 13 | 6 | 14 | 7 | 10 | 49 | |
| at Nebraska | 27-61 | .443 | 4-21 | .190 | 10-11 | .909 | 11-31 | 42 | 15 | 10 | 13 | 0 | 7 | 68 | W |
| at Indiana | 26-61 | .426 | 4-21 | .190 | 14-24 | .583 | 11-26 | 37 | 17 | 13 | 10 | 3 | 3 | 70 | |
| Nebraska | 31-63 | .492 | 14-33 | .424 | 9-14 | .643 | 7-27 | 34 | 18 | 19 | 8 | 1 | 5 | 85 | W |
| Minnesota | 18-56 | .310 | 6-23 | .261 | 13-19 | .684 | 10-28 | 38 | 14 | 6 | 13 | 3 | 4 | 55 | |
| at Nebraska | 24-61 | .393 | 9-28 | .321 | 16-19 | .842 | 11-33 | 44 | 15 | 14 | 11 | 2 | 5 | 73 | W |
| at Ohio State | 23-54 | .426 | 8-21 | .381 | 24-28 | .857 | 9-34 | 43 | 9 | 13 | 13 | 3 | 2 | 78 | |
| Nebraska | 26-67 | .388 | 10-33 | .303 | 7-8 | .875 | 8-25 | 33 | 21 | 15 | 8 | 1 | 7 | 69 | L |
| Rutgers | 21-64 | .328 | 4-25 | .160 | 10-19 | .525 | 19-21 | 40 | 17 | 9 | 9 | 2 | 8 | 56 | |
| at Nebraska | 22-54 | .407 | 9-27 | .333 | 14-20 | .600 | 14-30 | 44 | 16 | 12 | 14 | 4 | 5 | 67 | W |

GAME BY GAME STARTERS

| Opponent | Date | Result | Guard | Guard | Guard/Forward | Forward | Forward |
|----------------------|-------|---------------|----------|----------|---------------|---------|---------|
| Lindenwood | 11/6 | W, 84-52 | Lawrence | Wilcher | Williams | Allick | Mast |
| Florida A&M | 11/9 | W, 81-54 | Lawrence | Wilcher | Williams | Allick | Mast |
| Rider | 11/13 | W, 64-50 | Lawrence | Tominaga | Williams | Allick | Mast |
| Stony Brook | 11/15 | W, 84-63 | Lawrence | Tominaga | Williams | Allick | Mast |
| vs. Oregon State | 11/18 | W, 84-63 | Lawrence | Tominaga | Williams | Allick | Mast |
| Duquesne | 11/22 | W, 89-79 | Lawrence | Tominaga | Williams | Allick | Mast |
| Cal State Fullerton | 11/26 | W, 85-72 | Lawrence | Tominaga | Williams | Allick | Mast |
| No. 15 Creighton | 12/3 | L, 60-89 | Lawrence | Tominaga | Williams | Allick | Mast |
| at Minnesota | 12/6 | L, 65-76 | Lawrence | Tominaga | Williams | Allick | Mast |
| Michigan State | 12/10 | W, 77-70 | Lawrence | Tominaga | Williams | Gary | Mast |
| at Kansas State | 12/17 | W, 62-46 | Lawrence | Tominaga | Williams | Gary | Mast |
| North Dakota | 12/20 | W, 82-75 | Lawrence | Tominaga | Williams | Gary | Allick |
| South Carolina State | 12/29 | W, 91-62 | Lawrence | Tominaga | Williams | Gary | Allick |
| Indiana | 1/3 | W, 86-70 | Lawrence | Tominaga | Williams | Gary | Mast |
| at No. 21 Wisconsin | 1/6 | L, 72-88 | Lawrence | Tominaga | Williams | Gary | Mast |
| No. 1 Purdue | 1/9 | W, 88-72 | Lawrence | Tominaga | Williams | Gary | Mast |
| at Iowa | 1/12 | L, 76-94 | Lawrence | Tominaga | Williams | Gary | Mast |
| at Rutgers | 1/17 | L, 82-87 (OT) | Lawrence | Tominaga | Williams | Gary | Mast |
| Northwestern | 1/20 | W, 75-69 | Lawrence | Tominaga | Williams | Allick | Mast |
| Ohio State | 1/23 | W, 83-69 | Lawrence | Tominaga | Williams | Allick | Mast |
| at Maryland | 1/27 | L, 51-73 | Lawrence | Tominaga | Williams | Allick | Mast |
| No. 6 Wisconsin | 2/1 | W, 80-72 (OT) | Lawrence | Tominaga | Williams | Allick | Mast |
| at No. 15 Illinois | 2/4 | L, 84-87 (OT) | Lawrence | Tominaga | Williams | Allick | Mast |
| at Northwestern | 2/7 | L, 68-80 | Williams | Tominaga | Gary | Allick | Mast |
| Michigan | 2/10 | W, 79-59 | Williams | Tominaga | Gary | Allick | Mast |
| Penn State | 2/17 | W, 68-49 | Williams | Tominaga | Gary | Allick | Mast |
| at Indiana | 2/21 | W, 85-70 | Williams | Tominaga | Gary | Allick | Mast |
| Minnesota | 2/25 | W, 73-55 | Williams | Tominaga | Gary | Allick | Mast |
| at Ohio State | 2/29 | L, 69-78 | Williams | Tominaga | Gary | Allick | Mast |
| Rutgers | 3/3 | W, 67-56 | Williams | Tominaga | Gary | Allick | Mast |

2023-24 SUPERLATIVES

NEBRASKA TEAM GAME HIGHS

| | | |
|-----------------------|---------------|-------------------------------|
| POINTS | 91 | SOUTH CAROLINA ST. (12/29/23) |
| | 89 | DUQUESNE (11/22/23) |
| FIELD GOALS MADE | 33 | STONY BROOK (11/15/23) |
| | 31 | at Indiana (02/21/24) |
| FIELD GOAL ATTEMPTS | 72 | at Kansas St. (12/17/23) |
| | 71 | CREIGHTON (12/03/23) |
| FIELD GOAL PERCENTAGE | .553 (26-47) | NORTHWESTERN (01/20/24) |
| | .550 (33-60) | STONY BROOK (11/15/23) |
| 3 PT FIELD GOALS MADE | 14 | at Indiana (02/21/24) |
| | 14 | OHIO ST. (01/23/24) |
| | 14 | PURDUE (01/09/24) |
| 3 PT FG ATTEMPTS | 35 | at Rutgers (01/17/24) |
| | 33 | at Ohio St. (02/29/24) |
| | 33 | at Indiana (02/21/24) |
| 3 PT FG PERCENTAGE | .609 (14-23) | PURDUE (01/09/24) |
| | .538 (14-26) | OHIO ST. (01/23/24) |
| | .538 (7-13) | NORTHWESTERN (01/20/24) |
| FREE THROWS MADE | 28 | DUQUESNE (11/22/23) |
| | 25 | FLORIDA A&M (11/09/23) |
| FREE THROW ATTEMPTS | 36 | FLORIDA A&M (11/09/23) |
| | 32 | SOUTH CAROLINA ST. (12/29/23) |
| FREE THROW PERCENTAGE | 1.000 (14-14) | at Illinois (02/04/24) |
| | .950 (19-20) | CAL ST. FULLERTON (11/26/23) |
| REBOUNDS | 57 | at Kansas St. (12/17/23) |
| | 55 | FLORIDA A&M (11/09/23) |
| ASSISTS | 22 | PURDUE (01/09/24) |
| | 22 | SOUTH CAROLINA ST. (12/29/23) |
| STEALS | 16 | SOUTH CAROLINA ST. (12/29/23) |
| | 15 | INDIANA (01/03/24) |
| BLOCKED SHOTS | 7 | SOUTH CAROLINA ST. (12/29/23) |
| | 7 | LINDENWOOD (11/06/23) |
| TURNOVERS | 20 | SOUTH CAROLINA ST. (12/29/23) |
| FOULS | 24 | at Northwestern (02/07/24) |
| | 24 | at Rutgers (01/17/24) |

OPPONENT TEAM GAME HIGHS

| | | |
|-----------------------|--------------|-------------------------------|
| POINTS | 94 | at Iowa (01/12/24) |
| | 89 | CREIGHTON (12/03/23) |
| FIELD GOALS MADE | 35 | at Iowa (01/12/24) |
| | 33 | at Wisconsin (01/06/24) |
| FIELD GOAL ATTEMPTS | 78 | at Rutgers (01/17/24) |
| | 74 | SOUTH CAROLINA ST. (12/29/23) |
| FIELD GOAL PERCENTAGE | .550 (33-60) | at Wisconsin (01/06/24) |
| | .522 (35-67) | at Iowa (01/12/24) |
| 3 PT FIELD GOALS MADE | 15 | at Iowa (01/12/24) |
| | 14 | CREIGHTON (12/03/23) |
| 3 PT FG ATTEMPTS | 40 | CREIGHTON (12/03/23) |
| | 35 | at Iowa (01/12/24) |
| 3 PT FG PERCENTAGE | .500 (13-26) | at Wisconsin (01/06/24) |
| | .500 (9-18) | INDIANA (01/03/24) |
| FREE THROWS MADE | 24 | at Ohio St. (02/29/24) |
| | 20 | at Illinois (02/04/24) |
| FREE THROW ATTEMPTS | 30 | at Illinois (02/04/24) |
| | 30 | at Rutgers (01/17/24) |
| FREE THROW PERCENTAGE | .905 (19-21) | vs Oregon St. (11/18/23) |
| | .889 (8-9) | MICHIGAN ST. (12/10/23) |
| REBOUNDS | 56 | at Rutgers (01/17/24) |
| | 50 | at Illinois (02/04/24) |
| ASSISTS | 30 | at Iowa (01/12/24) |
| | 19 | OHIO ST. (01/23/24) |
| | 19 | INDIANA (01/03/24) |
| STEALS | 13 | NORTHWESTERN (01/20/24) |
| | 11 | at Maryland (01/27/24) |
| BLOCKED SHOTS | 9 | at Kansas St. (12/17/23) |
| | 7 | PENN ST. (02/17/24) |
| | 7 | OHIO ST. (01/23/24) |
| | 7 | at Minnesota (12/06/23) |
| TURNOVERS | 19 | INDIANA (01/03/24) |
| | 19 | SOUTH CAROLINA ST. (12/29/23) |
| FOULS | 26 | FLORIDA A&M (11/09/23) |

NEBRASKA TEAM GAME LOWS

| | | |
|-----------------------|--------------|------------------------------|
| POINTS | 51 | at Maryland (01/27/24) |
| | 60 | CREIGHTON (12/03/23) |
| FIELD GOALS MADE | 17 | at Maryland (01/27/24) |
| | 19 | RIDER (11/13/23) |
| FIELD GOAL ATTEMPTS | 43 | at Maryland (01/27/24) |
| | 47 | NORTHWESTERN (01/20/24) |
| FIELD GOAL PERCENTAGE | .333 (19-57) | RIDER (11/13/23) |
| | .338 (24-71) | CREIGHTON (12/03/23) |
| 3 PT FIELD GOALS MADE | 2 | CREIGHTON (12/03/23) |
| | 4 | at Iowa (01/12/24) |
| | 4 | PENN ST. (02/17/24) |
| 3 PT FG ATTEMPTS | 13 | NORTHWESTERN (01/20/24) |
| | 18 | at Minnesota (12/06/23) |
| 3 PT FG PERCENTAGE | .091 (2-22) | CREIGHTON (12/03/23) |
| | .154 (4-26) | at Iowa (01/12/24) |
| FREE THROWS MADE | 1 | at Kansas St. (12/17/23) |
| | 7 | at Maryland (01/27/24) |
| | 7 | at Ohio St. (02/29/24) |
| FREE THROW ATTEMPTS | 4 | at Kansas St. (12/17/23) |
| | 8 | at Ohio St. (02/29/24) |
| FREE THROW PERCENTAGE | .250 (1-4) | at Kansas St. (12/17/23) |
| | .583 (7-12) | at Maryland (01/27/24) |
| REBOUNDS | 25 | at Maryland (01/27/24) |
| | 26 | at Wisconsin (01/06/24) |
| ASSISTS | 6 | CREIGHTON (12/03/23) |
| | 10 | at Maryland (01/27/24) |
| | 10 | PENN ST. (02/17/24) |
| STEALS | 1 | DUQUESNE (11/22/23) |
| | 3 | RIDER (11/13/23) |
| | 3 | STONY BROOK (11/15/23) |
| | 3 | CAL ST. FULLERTON (11/26/23) |
| BLOCKED SHOTS | 0 | Several times |
| TURNOVERS | 2 | DUQUESNE (11/22/23) |
| FOULS | 9 | RIDER (11/13/23) |
| | 9 | CAL ST. FULLERTON (11/26/23) |

OPPONENT TEAM GAME LOWS

| | | |
|-----------------------|--------------|------------------------------|
| POINTS | 46 | at Kansas St. (12/17/23) |
| | 49 | PENN ST. (02/17/24) |
| FIELD GOALS MADE | 16 | at Kansas St. (12/17/23) |
| | 17 | RIDER (11/13/23) |
| FIELD GOAL ATTEMPTS | 51 | INDIANA (01/03/24) |
| | 53 | at Minnesota (12/06/23) |
| FIELD GOAL PERCENTAGE | .267 (16-60) | at Kansas St. (12/17/23) |
| | .303 (20-66) | FLORIDA A&M (11/09/23) |
| 3 PT FIELD GOALS MADE | 3 | LINDENWOOD (11/06/23) |
| | 4 | Several times |
| 3 PT FG ATTEMPTS | 16 | LINDENWOOD (11/06/23) |
| | 17 | MICHIGAN ST. (12/10/23) |
| 3 PT FG PERCENTAGE | .133 (4-30) | at Kansas St. (12/17/23) |
| | .160 (4-25) | RUTGERS (03/03/24) |
| FREE THROWS MADE | 5 | LINDENWOOD (11/06/23) |
| | 6 | STONY BROOK (11/15/23) |
| FREE THROW ATTEMPTS | 9 | LINDENWOOD (11/06/23) |
| | 9 | CAL ST. FULLERTON (11/26/23) |
| | 9 | MICHIGAN ST. (12/10/23) |
| FREE THROW PERCENTAGE | .500 (8-16) | PENN ST. (02/17/24) |
| | .526 (10-19) | RUTGERS (03/03/24) |
| REBOUNDS | 26 | NORTHWESTERN (01/20/24) |
| | 28 | STONY BROOK (11/15/23) |
| | 28 | OHIO ST. (01/23/24) |
| ASSISTS | 2 | LINDENWOOD (11/06/23) |
| | 6 | STONY BROOK (11/15/23) |
| | 6 | PENN ST. (02/17/24) |
| | 6 | MINNESOTA (02/25/24) |
| STEALS | 1 | DUQUESNE (11/22/23) |
| | 1 | PURDUE (01/09/24) |
| BLOCKED SHOTS | 0 | at Wisconsin (01/06/24) |
| | 0 | at Iowa (01/12/24) |
| TURNOVERS | 6 | DUQUESNE (11/22/23) |
| | 6 | at Iowa (01/12/24) |
| FOULS | 9 | at Minnesota (12/06/23) |
| | 9 | at Ohio St. (02/29/24) |

2023-24 SUPERLATIVES

WON/LOSS MARGIN

| | 1 | 2 | 3 | 4 | 5 | 6 | 7 | 8 | 9 | 10 | 11 | 12 | 13 | 14 | 15 | 16 | 17 | 18 | 19 | 20 | +20 |
|---------------|---|---|---|---|---|---|---|---|---|----|----|----|----|----|----|----|----|----|----|----|-----|
| Husker Wins | 0 | 0 | 0 | 0 | 0 | 1 | 1 | 2 | 0 | 1 | 1 | 0 | 1 | 2 | 1 | 3 | 0 | 1 | 1 | 0 | 6 |
| Husker Losses | 0 | 0 | 1 | 0 | 1 | 0 | 0 | 0 | 1 | 0 | 1 | 1 | 0 | 0 | 0 | 1 | 0 | 1 | 0 | 0 | 2 |

2023-24 INDIVIDUAL GAME HIGHS

| | | |
|--------------------------|-------------|---|
| Points | 34 | Rienk Mast vs Ohio St. (01/23/24) |
| | 31 | Keisei Tominaga at Illinois (02/04/24) |
| Field Goals Made | 13 | Rienk Mast vs Ohio St. (01/23/24) |
| | 9 | Keisei Tominaga at Illinois (02/04/24) |
| | 9 | Keisei Tominaga vs Indiana (01/03/24) |
| | 9 | Brice Williams vs Oregon St. (11/18/23) |
| Field Goal Att. | 21 | Rienk Mast at Illinois (02/04/24) |
| | 18 | Rienk Mast vs Wisconsin (02/01/24) |
| FG Pct (min 5 made) | 1.000 (5-5) | Keisei Tominaga vs Cal St. Fullerton (11/26/23) |
| | .833 (5-6) | Josiah Allick at Iowa (01/12/24) |
| 3-Point FG Made | 6 | Rienk Mast vs Ohio St. (01/23/24) |
| | 5 | Jamarques Lawrence at Indiana (02/21/24) |
| | 5 | Keisei Tominaga at Illinois (02/04/24) |
| | 5 | C.J. Wilcher vs Wisconsin (02/01/24) |
| | 5 | Keisei Tominaga vs Purdue (01/09/24) |
| 3-Point FG Att. | 11 | Keisei Tominaga vs Rider (11/13/23) |
| | 10 | Keisei Tominaga vs Indiana (01/03/24) |
| 3-Pt FG Pct (min 2 made) | 1.000 (5-5) | Jamarques Lawrence at Indiana (02/21/24) |
| | 1.000 (3-3) | Rienk Mast vs Cal St. Fullerton (11/26/23) |
| | 1.000 (3-3) | Keisei Tominaga vs Cal St. Fullerton (11/26/23) |
| Free Throws Made | 9 | Keisei Tominaga vs Duquesne (11/22/23) |
| | 8 | Keisei Tominaga at Illinois (02/04/24) |
| Free Throw Att. | 10 | Keisei Tominaga vs Duquesne (11/22/23) |
| | 8 | Keisei Tominaga at Illinois (02/04/24) |
| | 8 | Brice Williams vs Wisconsin (02/01/24) |
| | 8 | Allick, Josiah vs Northwestern (01/20/24) |
| | 8 | Brice Williams at Rutgers (01/17/24) |
| | 8 | Eli Rice vs Florida A&M (11/09/23) |
| FT Pct (min 4 made) | 1.000 (8-8) | Keisei Tominaga at Illinois (02/04/24) |
| | 1.000 (7-7) | Brice Williams vs Florida A&M (11/09/23) |
| | 1.000 (6-6) | Rienk Mast vs Duquesne (11/22/23) |
| | 1.000 (6-6) | Rienk Mast vs Florida A&M (11/09/23) |
| Rebounds | 18 | Juwan Gary at Kansas St. (12/17/23) |
| | 16 | Rienk Mast vs Florida A&M (11/09/23) |
| Assists | 9 | Brice Williams vs Purdue (01/09/24) |
| | 8 | Rienk Mast vs Michigan (02/10/24) |
| Steals | 5 | Keisei Tominaga at Kansas St. (12/17/23) |
| | 4 | Brice Williams vs Indiana (01/03/24) |
| | 4 | Jamarques Lawrence vs Indiana (01/03/24) |
| | 4 | Sam Hoiberg vs Florida A&M (11/09/23) |
| Blocked Shots | 4 | Juwan Gary vs South Carolina St. (12/29/23) |
| | 3 | Juwan Gary vs Rutgers (03/03/24) |
| | 3 | Josiah Allick at Rutgers (01/17/24) |
| Turnovers | 7 | Jamarques Lawrence at Minnesota (12/06/23) |
| | 6 | Jarron Coleman vs South Carolina St. (12/29/23) |
| Fouls | 5 | Juwan Gary at Northwestern (02/07/24) |
| | 5 | Brice Williams at Illinois (02/04/24) |
| | 5 | Josiah Allick at Rutgers (01/17/24) |
| | 5 | Rienk Mast at Rutgers (01/17/24) |
| | 5 | Brice Williams at Minnesota (12/06/23) |
| Minutes | 39 | Brice Williams vs Wisconsin (02/01/24) |
| | 39 | Brice Williams at Rutgers (01/17/24) |
| | 38 | Rienk Mast vs Wisconsin (02/01/24) |

2023-24 OPPONENT INDIVIDUAL GAME HIGHS

| | | |
|--------------------------|---------------|---|
| Points | 32 | Jamison Battle at Ohio St. (02/29/24) |
| | 30 | Max Jones vs Cal St. Fullerton (11/26/23) |
| Field Goals Made | 11 | AJ Storr vs Wisconsin (02/01/24) |
| | 11 | Owen Freeman at Iowa (01/12/24) |
| Field Goal Att. | 22 | AJ Storr vs Wisconsin (02/01/24) |
| | 22 | Baylor Scheierman vs Creighton (12/03/23) |
| FG Pct (min 5 made) | .857 (6-7) | Malik Reneau at Indiana (02/21/24) |
| | .846 (11-13) | Owen Freeman at Iowa (01/12/24) |
| 3-Point FG Made | 6 | Baylor Scheierman vs Creighton (12/03/23) |
| | 5 | AJ Storr vs Wisconsin (02/01/24) |
| | 5 | Payton Sandfort at Iowa (01/12/24) |
| | 5 | Josh Dix at Iowa (01/12/24) |
| | 5 | Mason Gillis vs Purdue (01/09/24) |
| | 5 | Tyree Ihenacho vs North Dakota (12/20/23) |
| | 5 | Max Jones vs Cal St. Fullerton (11/26/23) |
| 3-Point FG Att. | 19 | Baylor Scheierman vs Creighton (12/03/23) |
| | 12 | Jamison Battle at Ohio St. (02/29/24) |
| | 12 | Payton Sandfort at Iowa (01/12/24) |
| 3-Pt FG Pct (min 2 made) | 1.000 (2-2) | Will Tschetter vs Michigan (02/10/24) |
| | 1.000 (2-2) | Nick Martinelli at Northwestern (02/07/24) |
| | 1.000 (2-2) | Gavin Griffiths at Rutgers (01/17/24) |
| | 1.000 (2-2) | Ben Krikke at Iowa (01/12/24) |
| | 1.000 (2-2) | Mason Miller vs Creighton (12/03/23) |
| Free Throws Made | 10 | Jamison Battle at Ohio St. (02/29/24) |
| | 9 | Dae Dae Grant vs Duquesne (11/22/23) |
| Free Throw Att. | 13 | Kel'el Ware at Indiana (02/21/24) |
| | 12 | Roddy Gayle Jr. at Ohio St. (02/29/24) |
| FT Pct (min 4 made) | 1.000 (10-10) | Jamison Battle at Ohio St. (02/29/24) |
| | 1.000 (9-9) | Dae Dae Grant vs Duquesne (11/22/23) |
| | 1.000 (7-7) | Malik Hall vs Michigan St. (12/10/23) |
| | 1.000 (7-7) | Tyler Bilodeau vs Oregon St. (11/18/23) |
| | 1.000 (6-6) | Jordan Pope vs Oregon St. (11/18/23) |
| | 1.000 (5-5) | Devin Royal at Ohio St. (02/29/24) |
| | 1.000 (4-4) | Justin Harmon at Illinois (02/04/24) |
| | 1.000 (4-4) | Brooks Barnhizer vs Northwestern (01/20/24) |
| | 1.000 (4-4) | Fletcher Loyer vs Purdue (01/09/24) |
| | 1.000 (4-4) | Malik Reneau vs Indiana (01/03/24) |
| | 1.000 (4-4) | Jimmy Clark III vs Duquesne (11/22/23) |
| | 1.000 (4-4) | Keenon Cole vs Lindenwood (11/06/23) |
| Rebounds | 16 | Julian Reese at Maryland (01/27/24) |
| | 15 | Clifford Omoruyi at Rutgers (01/17/24) |
| Assists | 15 | Tony Perkins at Iowa (01/12/24) |
| | 11 | Elijah Hawkins at Minnesota (12/06/23) |
| Steals | 5 | Ace Baldwin Jr. vs Penn St. (02/17/24) |
| | 5 | Mike Mitchell Jr. at Minnesota (12/06/23) |
| Blocked Shots | 4 | Clifford Omoruyi at Rutgers (01/17/24) |
| | 4 | Will McNair Jr. at Kansas St. (12/17/23) |
| Turnovers | 6 | Trey Galloway at Indiana (02/21/24) |
| | 5 | AJ Storr vs Wisconsin (02/01/24) |
| Fouls | 5 | Jeremiah Williams vs Rutgers (03/03/24) |
| | 5 | Dawson Garcia vs Minnesota (02/25/24) |
| | 5 | Boo Buie at Northwestern (02/07/24) |
| | 5 | David Dixon vs Duquesne (11/22/23) |
| | 5 | Jimmy Clark III vs Duquesne (11/22/23) |
| | 5 | Justin Rochelin vs Oregon St. (11/18/23) |
| | 5 | Mervin James vs Rider (11/13/23) |
| | 5 | Chase Barrs vs Florida A&M (11/09/23) |
| | 5 | Shannon Grant vs Florida A&M (11/09/23) |

2023-24 HUSKER LINEUPS

| | | |
|-----|--|--------|
| No. | Starting Lineup | Record |
| 1. | Allick, Lawrence, Mast, Wilcher, Williams | 2-0 |
| 2. | Allick, Lawrence, Mast, Tominaga, Williams | 8-4 |
| 3. | Gary, Lawrence, Mast, Tominaga, Williams | 4-3 |
| 4. | Allick, Gary, Lawrence, Tominaga, Williams | 2-0 |
| 5. | Allick, Gary, Mast, Tominaga, Williams | 5-2 |

2023-24 GAME RECAPS

| (-----Nebraska Individual Leaders-----) | | | | | | | | |
|---|-----------------------|---------------|--------------|---------|---------------------|-------------------------------|----------------------------------|--------------------------------|
| Date | Opponent | Result | Record (BIG) | Attend. | Points | Rebounds | Assists | Steals |
| 11/6 | Lindenwood | W, 84-52 | 1-0 (0-0) | 13,478 | Hoiberg (15) | Allick (8) | Coleman (4) | Allick (2) |
| 11/9 | Florida A&M | W, 81-54 | 2-0 (0-0) | 13,766 | Mast (20) | Mast (16) | Lawrence (4) | Hoiberg (4) |
| 11/13 | Rider | W, 64-50 | 3-0 (0-0) | 13,478 | Wilcher (13) | Mast (13) | Williams (3) | Lawrence (2) |
| 11/15 | Stony Brook | W, 84-63 | 4-0 (0-0) | 13,614 | Gary (19) | Williams (9) | Mast (5) | Tominaga (2) |
| 11/18 | vs. Oregon State | W, 84-63 | 5-0 (0-0) | 2,938 | Williams (25) | Mast (13) | Lawrence (3) | Allick, Williams, Tominaga (2) |
| 11/22 | Duquesne | W, 89-70 | 6-0 (0-0) | 14,426 | Tominaga (24) | Allick (7) | Allick (5) | Wilcher (1) |
| 11/26 | Cal State Fullerton | W, 85-72 | 7-0 (0-0) | 14,171 | Mast (19) | Mast (9) | Lawrence (5) | Gary (2) |
| 12/3 | No. 15 Creighton | L, 60-89 | 7-1 (0-0) | 15,838 | Tominaga (20) | Mast, Williams (7) | Williams, Lawrence (2) | Gary (3) |
| 12/6 | at Minnesota * | L, 65-76 | 7-2 (0-1) | 6,899 | Williams (18) | Lawrence (7) | Williams (4) | Williams (3) |
| 12/10 | Michigan State * | W, 77-70 | 8-2 (1-1) | 14,585 | Gary (20) | Mast (14) | Mast (6) | Gary (3) |
| 12/17 | at Kansas State | W, 62-46 | 9-2 (1-1) | 10,206 | Mast (19) | Gary (18) | Tominaga (4) | Tominaga (5) |
| 12/20 | North Dakota | W, 82-75 | 10-2 (1-1) | 13,387 | Wilcher (16) | Gary (12) | Williams, Lawrence (3) | Gary (2) |
| 12/29 | South Carolina State | W, 91-62 | 11-2 (1-1) | 14,987 | Wilcher (18) | Allick, Williams, Hoiberg (6) | Coleman (6) | Tominaga, Wilcher (3) |
| 1/3 | Indiana * | W, 86-70 | 12-2 (2-1) | 13,446 | Tominaga (28) | Allick (8) | Hoiberg (4) | Lawrence, Williams (4) |
| 1/6 | at No. 21 Wisconsin * | L, 72-88 | 12-3 (2-2) | 15,055 | Tominaga (17) | Mast, Hoiberg (6) | Williams (6) | 4 Players (1) |
| 1/9 | No. 1 Purdue * | W, 88-72 | 13-3 (3-2) | 14,106 | Tominaga (19) | Williams (11) | Williams (9) | Hoiberg (3) |
| 1/12 | at Iowa * | L, 76-94 | 13-4 (3-3) | 9,670 | Allick, Mast (14) | Hoiberg (6) | Hoiberg (4) | Hoiberg (2) |
| 1/17 | at Rutgers * | L, 82-87 | 13-5 (3-4) | 8,000 | Williams (22) | Mast (8) | Lawrence (5) | Williams (3) |
| 1/20 | Northwestern * | W, 75-69 | 14-5 (4-4) | 14,977 | Allick (15) | Mast (8) | Mast (6) | Lawrence, Wilcher (2) |
| 1/23 | Ohio State * | W, 83-69 | 15-5 (5-4) | 14,408 | Mast (34) | Mast (10) | Lawrence (6) | Hoiberg (2) |
| 1/27 | at Maryland * | L, 51-73 | 15-6 (5-5) | 15,481 | Wilcher (14) | Mast (6) | Mast (3) | Williams (2) |
| 2/1 | No. 6 Wisconsin * | W, 80-72 (OT) | 16-6 (6-5) | 15,318 | Wilcher (22) | Williams (9) | Lawrence (4) | Hoiberg (3) |
| 2/4 | at No. 14 Illinois * | L, 84-87 (OT) | 16-7 (6-6) | 15,544 | Tominaga (22) | Gary (11) | Tominaga (3) | Allick (3) |
| 2/7 | at Northwestern * | L, 68-80 | 16-8 (6-7) | 5,681 | Gary (15) | Williams (11) | Williams (4) | Lawrence (2) |
| 2/10 | Michigan * | W, 79-59 | 17-8 (7-7) | 15,828 | Tominaga (19) | Allick (8) | Mast (8) | Gary, Tominaga (2) |
| 2/17 | Penn State * | W, 68-49 | 18-8 (8-7) | 15,751 | Tominaga (17) | Mast (9) | Williams, Tominaga, Lawrence (2) | Gary, Hoiberg (2) |
| 2/21 | at Indiana * | W, 85-70 | 19-8 (9-7) | 17,222 | Tominaga (20) | 4 players (6) | Lawrence (5) | 5 players (1) |
| 2/25 | Minnesota * | W, 73-55 | 20-8 (10-7) | 15,920 | Gary (23) | Gary, Allick, Williams (8) | Hoiberg (3) | Williams (3) |
| 2/29 | Ohio State * | L, 69-78 | 20-9 (10-8) | 13,090 | Mast, Lawrence (14) | Mast (12) | Lawrence (5) | Williams (2) |
| 3/3 | Rutgers * | W, 67-58 | 21-9 (11-8) | 15,854 | Tominaga (18) | Allick (12) | Mast, Williams (3) | 5 players (1) |

THE LAST TIME...

| Nebraska... | A Nebraska Opponent... |
|--|--|
| Scored 100 or more points..... | 100; at NC State, 12/1/21 |
| Scored 90 or more points..... | 91; South Carolina State, 12/29/23 |
| Scored 41 to 50 points..... | 50; Illinois, 1/10/23 |
| Scored 40 or fewer points..... | 38; at Oregon, 12/15/12 |
| Shot 70% from the field..... | .723; vs. UNC Wilmington 12/5/97 (34-47) |
| Shot 60% from the field..... | .616; vs. Boston College, 11/30/22 (32-52) |
| Shot 90% from the free throw line (Min 10 attempts)..... | .909; vs. Southwest Minnesota State, 12/28/18 (10-11) |
| Made 10, 3-Point Field Goals..... | 14; at Indiana, 2/21/2024 (14-33) |
| Had 60 rebounds..... | 60; vs. Oral Roberts, 12/22/99 |
| Had 50 rebounds..... | 50; South Carolina State, 12/29/23 |
| Had 30 assists..... | 35; vs. Northeastern Illinois, 12/21/94 |
| Had 15 steals..... | 15; Indiana, 1/3/24 |
| Had 10 blocked shots..... | 14; at Northwestern, 1/2/18 |
| Had 10 or fewer turnovers..... | 8; at Ohio State, 2/29/24 |
| Had 20 or more turnovers..... | 20; South Carolina State, 12/29/23 |
| Had three players with 20 points..... | vs. Iowa, 3/10/19 |
| | (Palmer Jr. 27; Watson Jr. 23; Roby 23) |
| Had three players with 10 rebounds..... | vs. Texas Tech, 1/19/00 |
| | (Bradford 16, Ffriend 12, Truscott 11) |
| Had five players reach double-figure points..... | vs. Northwestern, 1/20/24 |
| | (Allick-15; Tominaga-14; Williams-10, Lawrence-10; Wilcher-10) |
| Had a player score 40 points..... | 41; Teddy Allen vs. Penn State 2/23/21 |
| Had a player score 30 points..... | 31; Keisei Tominaga at Illinois, 2/4/24 |
| Had a player grab 15 rebounds..... | 18; Juwan Gary at Kansas State, 12/17/2023 |
| Had a player dish out 10 assists..... | 12; Alonzo Verge Jr. at Ohio State, 3/1/22 |
| Had a player collect five steals..... | 5; Keisei Tominaga at Kansas State, 12/17/2023 |
| Had a player block five shots..... | 5; Isaiah Roby vs. Maryland, 2/6/18 |
| Had a player with a triple double..... | 13 pt/11 reb/10 asst.; Dalano Banton vs. Doane, 12/17/20 |
| | 102; Michigan, 12/7/21 |
| | 94; at Iowa, 1/23/24 |
| | 49; Penn State, 2/17/24 |
| | 38; Southwest Minnesota State, 12/28/18 |
| | .723; Kansas, 2/2/85 (34-47) |
| | .630; Michigan, 3/5/17 (34-54) |
| | .905; vs. Oregon State, 11/18/23 (19-21) |
| | 11; at Northwestern, 2/7/24 (11-25) |
| | 70; at NC State, 12/1/21 |
| | 50; at Illinois, 2/4/24 |
| | 30; at Iowa, 1/12/24 |
| | 16; at Creighton, 12/11/2020 |
| | 11; at NC State, 12/1/21 |
| | 9; Rutgers, 3/3/24 |
| | 21; Kennesaw State, 12/22/21 |
| | Michigan, 1/14/17 |
| | (Wagner 23, Irvin 21, Walton 20) |
| | at Kansas, 1/9/02 |
| | (Collison 13, Gooden 12, Simien 10) |
| | at Rutgers, 1/17/24 |
| | (Hyatt-17; Mag-16; Omoruyi-14; Simpson-14; Williams-11) |
| | 41; Marcus Carr, Minnesota, 2/27/213 |
| | 30; Max Jones, Cal State Fullerton, 11/26/23 |
| | 16; Julian Reese, Maryland, 1/27/24 |
| | 14; Tony Perkins, Iowa, 1/12/24 |
| | 6; Jamhir Young, at Maryland, 1/28/23 |
| | 7; Zach Edey, Purdue, 12/10/2022 |
| | 12 pt/11 reb./10 asst.; Trayce Jackson-Davis, Indiana, 12/7/22 |

SPECIALITY STATS

MISC. REVIEW

| Nebraska Record When: | All (W) | All (L) | H(W) | H(L) | A (W) | A (L) | | | | | | | |
|-----------------------------|---------|---------|------|------|-------|-------|-------------------------------|----|---|----|---|---|---|
| Ahead at Halftime | 16 | 2 | 14 | 1 | 2 | 1 | Rebounds are Even | 1 | 1 | 1 | 0 | 0 | 1 |
| Behind at Halftime | 5 | 6 | 4 | 1 | 1 | 5 | Committing More TOs than Opp | 6 | 5 | 5 | 0 | 1 | 5 |
| Tied at Halftime | 0 | 1 | 0 | 0 | 0 | 1 | Committing Fewer TOs than Opp | 13 | 3 | 11 | 1 | 2 | 2 |
| Bench Outscores Opponent's | 14 | 5 | 12 | 0 | 2 | 5 | Turnovers are Even | 2 | 1 | 2 | 0 | 0 | 1 |
| Opponent Bench Outscores NU | 6 | 4 | 5 | 2 | 1 | 2 | Leading with 5:00 left | 19 | 1 | 16 | 0 | 3 | 1 |
| Bench scoring is even | 1 | 0 | 1 | 0 | 0 | 0 | Trailing with 5:00 left | 2 | 8 | 2 | 1 | 0 | 7 |
| Shooting 50% or Better | 4 | 0 | 4 | 0 | 0 | 0 | Tied with 5:00 left | 0 | 0 | 0 | 0 | 0 | 0 |
| Shooting Under 50% | 17 | 9 | 14 | 2 | 3 | 7 | In Overtime | 1 | 2 | 1 | 0 | 0 | 2 |
| Opp. Shoots 50% or Better | 0 | 3 | 0 | 0 | 0 | 3 | Scoring 80 or more points | 13 | 2 | 11 | 0 | 2 | 2 |
| Opp. Shoots Under 50% | 21 | 6 | 18 | 2 | 3 | 4 | Scoring 61 to 79 points | 8 | 5 | 7 | 1 | 1 | 4 |
| Outshooting Opponent (pct.) | 20 | 2 | 17 | 0 | 3 | 2 | Scoring 60 or fewer points | 0 | 2 | 0 | 1 | 0 | 1 |
| Outshot by Opponent (pct.) | 1 | 7 | 1 | 1 | 0 | 6 | Allowing 80 or more points | 0 | 6 | 0 | 1 | 0 | 5 |
| Shooting is even | 0 | 0 | 0 | 0 | 0 | 0 | Allowing 61 to 79 points | 13 | 3 | 11 | 0 | 2 | 3 |
| Outrebounding Opponent | 14 | 0 | 12 | 0 | 2 | 0 | Allowing 60 or fewer points | 8 | 0 | 7 | 0 | 1 | 0 |
| Outrebounded by Opponent | 6 | 8 | 5 | 1 | 1 | 7 | | | | | | | |

MISC. TOTALS

| | | | |
|--|-------------------------|---|--------------------------------------|
| Biggest margin of victory | 32, Lindenwood (11/6) | Biggest halftime lead surrendered in loss | 15, at Minnesota (12/6) |
| Biggest margin of defeat | 29, Creighton (12/3) | Largest lead at any time | 49, South Carolina State (12/29) |
| Largest deficit overcome in win | 19, at Wisconsin (2/1) | Largest deficit at any time | 31, Creighton (12/3) |
| Largest halftime deficit overcome in win | 16; at Wisconsin (2/1) | Largest runs without opponent scoring | 20 vs. Oregon State (9:26-2:51, 1st) |
| Largest lead surrendered in loss | 17, at Minnesota (12/6) | Largest opponent run without NU scoring | 15 at Iowa (18:10-14:09, 1st) |

SPECIALITY STATS

| Opponent | NU-Opp Paint | NU-Opp off TO | NU-Opp 2nd Ch. | NU-Opp Bench | Largest Lead | Largest Deficit | Tip | 1st Sub(s) |
|----------------------|-----------------|------------------|-------------------|-----------------|-----------------|-----------------|-----|---------------------------------|
| Lindenwood | 32-32 | 8-4 | 11-9 | 27-21 | 36 (2nd, 5:34) | 2 (1st, 19:36) | L | Hoiberg |
| Florida A&M | 24-26 | 11-9 | 18-9 | 30-24 | 29 (2nd, 12:39) | 1 (1st, 15:38) | L | Hoiberg, Coleman, Rice |
| Rider | 18-16 | 9-4 | 13-10 | 26-14 | 17 (2nd, 1:44) | - | W | Hoiberg, Coleman |
| Stony Brook | 42-18 | 7-19 | 12-9 | 29-14 | 23 (2nd, 1:47) | 2 (1st, 17:59) | W | Gary |
| vs. Oregon State | 38-16 | 14-5 | 22-6 | 25-17 | 31 (2nd, 14:06) | 6 (1st, 18:12) | L | Gary |
| Duquesne | 32-34 | 7-3 | 8-16 | 27-19 | 17 (2nd, 6:57) | 6 (1st, 12:37) | L | Wilcher, Hoiberg, Gary, Coleman |
| Cal State Fullerton | 28-32 | 11-7 | 8-14 | 18-18 | 19 (2nd, 4:51) | 3 (1st, 18:43) | L | Coleman |
| Creighton | 34-36 | 13-5 | 10-16 | 18-20 | 3 (1st, 14:56) | 31 (2nd, 1:44) | L | Gary |
| at Minnesota | 32-24 | 21-24 | 8-14 | 20-27 | 17 (1st, 1:13) | 11 (2nd, 0:32) | L | Wilcher, Gary |
| Michigan State | 30-28 | 8-4 | 4-8 | 18-9 | 7 (2nd, 0:25) | 7 (1st, 12:19) | L | Wilcher, Hoiberg |
| at Kansas State | 28-22 | 8-4 | 16-12 | 9-11 | 19 (2nd, 4:22) | 6 (1st, 3:12) | L | Allick |
| North Dakota | 30-28 | 20-7 | 17-15 | 21-28 | 10 (2nd, 0:46) | 14 (2nd, 19:16) | W | Wilcher |
| South Carolina State | 34-26 | 19-13 | 8-9 | 47-46 | 49 (2nd, 8:39) | - | W | Hoiberg |
| Indiana | 24-26 | 27-6 | 11-10 | 18-20 | 22 (2nd, 5:23) | 5 (1st, 17:27) | L | Allick |
| at Wisconsin | 18-36 | 12-17 | 6-7 | 18-36 | - | 21 (2nd, 1:40) | L | Hoiberg |
| Purdue | 28-20 | 18-7 | 7-11 | 30-24 | 16 (2nd, 0:47) | 6 (1st, 5:33) | L | Hoiberg |
| at Iowa | 46-32 | 7-8 | 10-12 | 34-18 | 1 (2nd, 17:13) | 21 (2nd, 2:21) | L | Hoiberg |
| at Rutgers | 24-34 | 16-17 | 11-20 | 24-15 | 12 (1st, 8:51) | 5 (OT, 2:19) | L | Wilcher, Allick |
| Northwestern | 34-28 | 3-17 | 6-7 | 16-15 | 11 (2nd, 17:37) | 5 (1st, 15:19) | W | Wilcher, Hoiberg |
| Ohio State | 24-32 | 10-8 | 16-2 | 21-22 | 18 (2nd, 6:51) | 9 (1st, 11:36) | L | Wilcher |
| at Maryland | 12-30 | 8-25 | 5-18 | 19-25 | 10 (1st, 15:30) | 25 (2nd, 14:07) | W | Wilcher |
| Wisconsin | 24-18 | 18-18 | 6-7 | 34-10 | 8 (OT, 0:49) | 19 (1st, 9:51) | W | Wilcher, Hoiberg, Gary |
| at Illinois | 26-40 | 18-11 | 4-12 | 17-10 | 7 (1st, 7:13) | 10 (2nd, 3:29) | W | Gary |
| at Northwestern | 28-22 | 7-26 | 4-5 | 21-17 | - | 21 (2nd, 9:15) | L | Wilcher, Hoiberg, Lawrence |
| Michigan | 38-18 | 12-5 | 14-13 | 15-12 | 30 (1st, 5:21) | 2 (1st, 19:25) | L | Lawrence |
| Penn State | 36-18 | 15-10 | 8-2 | 18-7 | 22 (2nd, 8:49) | 4 (1st, 17:10) | W | Wilcher |
| at Indiana | 20-38 | 15-6 | 2-16 | 23-8 | 22 (2nd, 19:51) | - | L | Wilcher |
| Minnesota | 28-22 | 8-11 | 7-14 | 11-13 | 23 (2nd, 3:13) | 5 (1st, 18:43) | W | Wilcher, Lawrence |
| at Ohio State | 28-22 | 11-12 | 10-17 | 27-25 | 7 (1st, 5:07) | 11 (2nd, 0:27) | L | Wilcher, Lawrence |
| Rutgers | 22-34 | 9-9 | 12-13 | 9-30 | 17 (1st, 3:47) | - | W | Wilcher |



2023-24 HONORS

C.J. WILCHER

JUNIOR • GUARD • 6-5 • 214 • PLAINFIELD, N.J. • ROSELLE CATHOLIC

- Emerged as one of the Big Ten's best sixth men and has 12 double-figure efforts this season
- Hit a pair of 3-pointers and had a steal in the win over Rutgers
- Had eight points in 21 minutes at Ohio State
- Tied his career high with 22 points on 7-of-10 shooting, including a career-high five 3-pointers, and three assists in the OT win over No. 6 Wisconsin..had 12 points in a 20-3 run that brought NU back from a second-half deficit
- Led NU with 14 points, including 4-of-6 from 3-point range, in the loss at Maryland
- Came off the bench and had 16 points and three assists against Ohio State, including consecutive 3-pointers after OSU cut a 10-point lead to 46-43
- Totaled 12 points and a pair of assists in the loss at Rutgers
- Had 16 points off the bench on 4-of-5 shooting, as he had eight points in a 11-0 second-half run after No. 1 Purdue pulled with 54-52
- Finished with 11 first-half points against Indiana before missing the second half because of back spasms
- Scored 18 points on 7-of-9 shooting against South Carolina State while adding three steals
- Totaled 16 points, including four 3-pointers, and added four rebounds vs. North Dakota on Dec. 20
- Totaled 13 points and five rebounds in the win over Rider and 13 points against Lindenwood
- Played in all 32 games, including 24 starts, in 2022-23 and averaged 8.0 points per game while ranking second on the team with 42 3-pointers
- Totaled 10 double-figure efforts as a sophomore, including a career-high 22 points at No. 14 Indiana on Dec. 7, 2022
- Played in all 32 games in 2021-22, averaging 8.1 points and 2.3 rebounds per game as the Huskers' sixth man
- Paced NU in 3-pointers (52) and 3-point percentage (.406), while he also shot 43 percent from long range in Big Ten play
- Spent the 2020-21 season at Xavier, playing in 15 games and averaging 3.3 points and 1.1 rebounds per game
- Was a four-star recruit who ranked No. 81 by ESPN in the class of 2021
- Playing for Dave Boff at Roselle Catholic, averaging 18.8 points, 4.5 rebounds and 2.8 assists per game to earn first-team all-state honors
- Younger brother (Simeon) is a freshman guard at St. John's in 2023-24

CAREER STATS

| | | Field Goals | | | | 3-Point | | F-Throws | | Rebounds | | | | | | | | Scoring | | |
|----------------|------|-------------|-----------|---------|------|----------|------|----------|-------|----------|-----|-----|-----|-------|-----|-----|-----|---------|-----|-----|
| SEASON | TEAM | GP-GS | MIN/AVG | FG-FGA | FG% | 3FG-3FGA | 3FG% | FT-FTA | FT% | OFF | DEF | TOT | AVG | PF-FO | A | TO | BLK | STL | PTS | AVG |
| 2020-21 | XU | 15-1 | 151/10.1 | 18-45 | .400 | 10-29 | .345 | 4-4 | 1.000 | 7 | 9 | 16 | 1.1 | 11-0 | 5 | 7 | 1 | 5 | 50 | 3.3 |
| 2021-22 | Nebr | 32-2 | 791/24.7 | 92-199 | .462 | 52-128 | .406 | 22-35 | .629 | 17 | 56 | 73 | 2.3 | 42-1 | 26 | 31 | 3 | 25 | 258 | 8.1 |
| 2022-23 | Nebr | 32-24 | 870/27.2 | 95-238 | .399 | 42-134 | .313 | 23-36 | .639 | 17 | 61 | 78 | 2.4 | 52-1 | 44 | 47 | 6 | 18 | 255 | 8.0 |
| 2023-24 | Nebr | 30-2 | 548/18.3 | 82-180 | .456 | 48-118 | .407 | 31-33 | .939 | 11 | 36 | 47 | 1.6 | 35-0 | 27 | 27 | 6 | 15 | 243 | 8.1 |
| TOTAL FOR Nebr | | 94-28 | 2210/23.5 | 269-617 | .436 | 142-380 | .374 | 76-104 | .731 | 45 | 153 | 198 | 2.1 | 129-2 | 97 | 105 | 15 | 58 | 756 | 8.0 |
| TOTAL | | 109-29 | 2361/21.7 | 287-662 | .434 | 152-409 | .372 | 80-108 | .741 | 52 | 162 | 214 | 2.0 | 140-2 | 102 | 112 | 16 | 63 | 806 | 7.4 |

MISC. STATS

| Category | 2023-24 | Career* |
|-------------------|---------|---------|
| 10+ Points | 12 | 36 |
| 20+ Points | 1 | 3 |
| 30+ Points | 0 | 0 |
| 40+ Points | 0 | 0 |
| Double-Doubles | 0 | 0 |
| 10+ Rebounds | 0 | 0 |
| 10+ Assists | 0 | 0 |
| Led NU in Scoring | 5 | 9 |
| Led NU in Reb. | 0 | 0 |
| Led NU in Assists | 0 | 1 |

*Includes Xavier

SEASON/CAREER HIGHS

| | |
|---------------------|------------------------------------|
| Points | |
| Season: | 22, Wisconsin (2/1/24) |
| College Career: | 22, Two times (last, 2/1/24) |
| Rebounds | |
| Season: | 5, Rider (11/13/23) |
| College Career: | 6, Three times (last, 2/25/23) |
| Field Goals | |
| Season: | 7, Two times (last, 2/1/24) |
| College Career: | 8, vs. Omaha (11/10/22) |
| 3-Point Field Goals | |
| Season: | 5, Wisconsin (2/1/24) |
| College Career: | 5, Two times (last, 2/1/42) |
| Free Throws | |
| Season: | 5, Purdue (1/9/24) |
| College Career: | 6, at Indiana (12/7/22) |
| Free Throw Attempts | |
| Season: | 5, Purdue (1/9/24) |
| College Career: | 6, at Indiana (12/7/22) |
| Assists | |
| Season: | 3, Wisconsin (2/1/24) |
| College Career: | 4, Three times (last, 2/14/23) |
| Steals | |
| Season: | 3, South Carolina State (12/29/23) |
| College Career: | 3, Two times (last, 12/29/23) |
| Blocks | |
| Season: | 2, Lindenwood (11/6/23) |
| College Career: | 2, Two times (last, 11/6/23) |
| Minutes Played | |
| Season: | 28, Wisconsin (2/1/24) |
| College Career: | 38, Two times (last, 1/7/23) |

2023-24 GAME BY GAME

| Opponent | Date | GS | MIN | Total | | 3-Pointers | | Free throws | | Rebounds | | | | PF | A | TO | BLK | STL | PTS | AVG |
|--------------------|------------|----|----------|--------|------|------------|------|-------------|-------|----------|-----|-----|-----|----|----|----|-----|-----|-----|------|
| | | | | FG-FGA | PCT | 3FG-3FGA | PCT | FT-FTA | PCT | OFF | DEF | TOT | AVG | | | | | | | |
| Lindenwood | 11/06/2023 | * | 22:08 | 4-8 | .500 | 2-5 | .400 | 3-4 | .750 | 0 | 1 | 1 | 1.0 | 0 | 2 | 0 | 2 | 0 | 13 | 13.0 |
| Florida A&M | 11/09/2023 | * | 19:51 | 2-6 | .333 | 1-4 | .250 | 1-2 | .500 | 0 | 1 | 1 | 1.0 | 4 | 2 | 0 | 1 | 0 | 6 | 9.5 |
| Rider | 11/13/2023 | | 22:51 | 4-8 | .500 | 3-5 | .600 | 2-2 | 1.000 | 4 | 1 | 5 | 2.3 | 2 | 1 | 3 | 0 | 0 | 13 | 10.7 |
| Stony Brook | 11/15/2023 | | 14:23 | 1-3 | .333 | 0-2 | .000 | 0-0 | .000 | 0 | 0 | 0 | 1.8 | 0 | 0 | 0 | 0 | 1 | 2 | 8.5 |
| vs Oregon St. | 11/18/2023 | | 12:44 | 1-2 | .500 | 1-2 | .500 | 0-0 | .000 | 0 | 0 | 0 | 1.4 | 0 | 1 | 0 | 0 | 0 | 3 | 7.4 |
| Duquesne | 11/22/2023 | | 16:17 | 1-2 | .500 | 0-1 | .000 | 0-0 | .000 | 0 | 2 | 2 | 1.5 | 1 | 1 | 0 | 0 | 1 | 2 | 6.5 |
| Cal St. Fullerton | 11/26/2023 | | 16:37 | 2-6 | .333 | 1-5 | .200 | 0-0 | .000 | 1 | 2 | 3 | 1.7 | 1 | 1 | 0 | 0 | 0 | 5 | 6.3 |
| Creighton | 12/03/2023 | | 14:56 | 2-4 | .500 | 0-2 | .000 | 0-0 | .000 | 0 | 0 | 0 | 1.5 | 0 | 0 | 0 | 0 | 0 | 4 | 6.0 |
| at Minnesota | 12/06/2023 | | 18:07 | 3-6 | .500 | 1-2 | .500 | 2-2 | 1.000 | 1 | 2 | 3 | 1.7 | 2 | 2 | 1 | 0 | 0 | 9 | 6.3 |
| Michigan St. | 12/10/2023 | | 15:00 | 3-5 | .600 | 2-4 | .500 | 2-2 | 1.000 | 1 | 1 | 2 | 1.7 | 0 | 1 | 0 | 0 | 0 | 10 | 6.7 |
| at Kansas St. | 12/17/2023 | | 08:15 | 0-4 | .000 | 0-2 | .000 | 0-0 | .000 | 1 | 2 | 3 | 1.8 | 1 | 0 | 1 | 1 | 0 | 0 | 6.1 |
| North Dakota | 12/20/2023 | | 18:22 | 6-10 | .600 | 4-6 | .667 | 0-0 | .000 | 1 | 3 | 4 | 2.0 | 1 | 1 | 1 | 0 | 1 | 16 | 6.9 |
| South Carolina St. | 12/29/2023 | | 18:31 | 7-9 | .778 | 2-4 | .500 | 2-2 | 1.000 | 0 | 2 | 2 | 2.0 | 0 | 0 | 2 | 0 | 3 | 18 | 7.8 |
| Indiana | 01/03/2024 | | 13:45 | 3-6 | .500 | 3-6 | .500 | 2-2 | 1.000 | 1 | 1 | 2 | 2.0 | 1 | 0 | 0 | 0 | 2 | 11 | 8.0 |
| at Wisconsin | 01/06/2024 | | 16:33 | 2-4 | .500 | 2-3 | .667 | 0-0 | .000 | 0 | 1 | 1 | 1.9 | 2 | 0 | 3 | 1 | 1 | 6 | 7.9 |
| Purdue | 01/09/2024 | | 19:22 | 4-5 | .800 | 3-4 | .750 | 5-5 | 1.000 | 0 | 0 | 0 | 1.8 | 1 | 0 | 0 | 0 | 0 | 16 | 8.4 |
| at Iowa | 01/12/2024 | | 19:01 | 1-4 | .250 | 1-3 | .333 | 2-2 | 1.000 | 1 | 3 | 4 | 1.9 | 1 | 2 | 0 | 0 | 0 | 5 | 8.2 |
| at Rutgers | 01/17/2024 | | 18:28 | 3-6 | .500 | 2-5 | .400 | 4-4 | 1.000 | 0 | 2 | 2 | 1.9 | 3 | 2 | 3 | 1 | 0 | 12 | 8.4 |
| Northwestern | 01/20/2024 | | 26:13 | 4-8 | .500 | 2-4 | .500 | 0-0 | .000 | 0 | 1 | 1 | 1.9 | 3 | 1 | 3 | 0 | 2 | 10 | 8.5 |
| Ohio St. | 01/23/2024 | | 30:02 | 6-12 | .500 | 4-7 | .571 | 0-0 | .000 | 0 | 1 | 1 | 1.9 | 0 | 3 | 0 | 0 | 1 | 16 | 8.9 |
| at Maryland | 01/27/2024 | | 23:18 | 5-7 | .714 | 4-6 | .667 | 0-0 | .000 | 0 | 0 | 0 | 1.8 | 0 | 1 | 2 | 0 | 0 | 14 | 9.1 |
| Wisconsin | 02/01/2024 | | 27:29 | 7-10 | .700 | 5-7 | .714 | 3-3 | 1.000 | 0 | 1 | 1 | 1.7 | 2 | 3 | 0 | 0 | 1 | 22 | 9.7 |
| at Illinois | 02/04/2024 | | 19:31 | 1-6 | .167 | 0-3 | .000 | 0-0 | .000 | 0 | 2 | 2 | 1.7 | 1 | 1 | 1 | 0 | 0 | 2 | 9.3 |
| at Northwestern | 02/07/2024 | | 20:37 | 2-7 | .286 | 1-4 | .250 | 0-0 | .000 | 0 | 2 | 2 | 1.8 | 2 | 1 | 2 | 0 | 0 | 5 | 9.2 |
| Michigan | 02/10/2024 | | 16:48 | 1-4 | .250 | 1-4 | .250 | 0-0 | .000 | 0 | 2 | 2 | 1.8 | 3 | 0 | 0 | 0 | 0 | 3 | 8.9 |
| Penn St. | 02/17/2024 | | 15:50 | 1-6 | .167 | 0-4 | .000 | 2-2 | 1.000 | 0 | 2 | 2 | 1.8 | 2 | 0 | 2 | 0 | 0 | 4 | 8.7 |
| at Indiana | 02/21/2024 | | 11:09 | 1-6 | .167 | 0-4 | .000 | 0-0 | .000 | 0 | 1 | 1 | 1.7 | 2 | 0 | 2 | 0 | 0 | 2 | 8.5 |
| Minnesota | 02/25/2024 | | 11:24 | 0-4 | .000 | 0-2 | .000 | 0-0 | .000 | 0 | 0 | 0 | 1.7 | 0 | 1 | 0 | 0 | 0 | 0 | 8.2 |
| at Ohio St. | 02/29/2024 | | 21:06 | 3-8 | .375 | 1-5 | .200 | 1-1 | 1.000 | 0 | 0 | 0 | 1.6 | 0 | 0 | 0 | 0 | 1 | 8 | 8.2 |
| Rutgers | 03/03/2024 | | 19:44 | 2-4 | .500 | 2-3 | .667 | 0-0 | .000 | 0 | 0 | 0 | 1.6 | 0 | 0 | 1 | 0 | 1 | 6 | 8.1 |
| Totals | | | 2 548:20 | 82-180 | .456 | 48-118 | .407 | 31-33 | .939 | 11 | 36 | 47 | 1.6 | 35 | 27 | 27 | 6 | 15 | 243 | 8.1 |

Player Averages

| Games Played | Minutes/game | Points/game | FG Pct | 3FG Pct | FT Pct | Rebounds/game | Assists/game | Turnovers/game | Assist/Turnover ratio | Steals/game | Blocks/game |
|--------------|--------------|-------------|--------|---------|--------|---------------|--------------|----------------|-----------------------|-------------|-------------|
| 30 | 18.3 | 8.1 | 45.6 | 40.7 | 93.9 | 1.6 | 0.9 | 0.9 | 1.0 | 0.5 | 0.2 |



2023-24 HONORS

- NU Scholar-Athlete Honor Roll (Fall, 2023)

MISC. STATS

| Category | 2023-24 | Career |
|-------------------|---------|--------|
| 10+ Points | 1 | 3 |
| 20+ Points | 0 | 0 |
| 30+ Points | 0 | 0 |
| 40+ Points | 0 | 0 |
| Double-Doubles | 0 | 0 |
| 10+ Rebounds | 0 | 0 |
| 10+ Assists | 0 | 0 |
| Led NU in Scoring | 1 | 1 |
| Led NU in Reb. | 3 | 4 |
| Led NU in Assists | 3 | 3 |

SEASON/CAREER HIGHS

| | | |
|----------------------------|------------------------------------|--|
| Points | | |
| Season: | 15, Lindenwood (11/6/23) | |
| College Career: | 15, Two times (1/28/23) | |
| Rebounds | | |
| Season: | 7, South Carolina State (12/29/23) | |
| College Career: | Same | |
| Field Goals | | |
| Season: | 5, Lindenwood (11/6/23) | |
| College Career: | 6, at Maryland (1/28/23) | |
| 3-Point Field Goals | | |
| Season: | 2, Two times (last, 1/17/24) | |
| College Career: | 3, at Maryland (1/28/23) | |
| Free Throws | | |
| Season: | 4, Two times (last, 2/10/24) | |
| College Career: | 5, Two times (last, 2/28/23) | |
| Free Throw Attempts | | |
| Season: | 6, at Northwestern (2/7/24) | |
| College Career: | 6, Michigan State (2/28/23) | |
| Assists | | |
| Season: | 4, Three times (last, 2/29/24) | |
| College Career: | Same | |
| Steals | | |
| Season: | 4, Florida A&M (11/9/23) | |
| College Career: | Same | |
| Blocks | | |
| Season: | 1, Three times (last, 1/6/24) | |
| College Career: | 1, Four times (last, 1/6/24) | |
| Minutes Played | | |
| Season: | 26, Ohio State (1/23/24) | |
| College Career: | 37, Maryland (2/19/23) | |

SAM HOIBERG

SOPHOMORE • GUARD • 6-0 • 183 • LINCOLN, NEB. • PIUS X

- Savvy performer who brings a spark off the bench and has a 2.5-to-1 assist-to turnover ratio and averages nearly a steal per game
- Tied a career high with four assists and added five points and five rebounds in 22 minutes at Ohio State
- Had four points, six rebounds and two steals in 25 minutes against Penn State
- Finished with four points, four rebounds and three assists in 17 minutes against Michigan
- Totaled three points, four rebounds and three steals in the overtime win over No. 6 Wisconsin
- Grabbed six rebounds and dished out three assists in the win over Northwestern
- Led NU in rebounds (six), assists (four) and steals (two) off the bench at Iowa
- Had nine points, including seven points in a 13-0 run to close the first half, three assists and three steals in the win over No. 1 Purdue
- Finished with five points, a team-high six boards and a pair of assists against No. 21 Wisconsin
- Totaled five points and a career-high four assists in 23 minutes against Indiana
- Set career bests in rebounds (seven) and assists (three) while adding five points in 16 minutes against South Dakota State
- Finished with five points, three rebounds and two assists in the win over Michigan State
- Topped NU against Lindenwood in the season opener, matching his career high with 15 points, along with five rebounds and two assists
- Played in 21 contests, including one start, in 2022-23 and was one of NU's top guards off the bench as he averaged 4.1 points per game on 55 percent shooting
- Provided an offensive spark down the stretch, averaging 6.6 ppg on 58 percent shooting and 2.9 rpg over the final 12 contests of 2022-23
- Poured in a career-high 15 points on 6-of-8 shooting in 26 minutes at Maryland on Jan. 27, 2023
- Garnered honorable-mention all-state honors as a senior, averaging 14.9 points, 4.2 rebounds and 3.8 assists at Lincoln Pius X High School in 2020-21, helping the school to an 18-4 record and a berth in the Class A (largest class) state tournament
- Sports and Media Communications major who hosts his own weekly radio show
- Is the son of NU Head Coach Fred Hoiberg, who played collegiately at Iowa State and in the NBA for a decade, while his oldest brother, Jack, played at both Michigan State (2017-21) and Texas Arlington (2021-22) and works in the San Antonio Spurs organization in the video department

CAREER STATS

| | | Field Goals | | 3-Point | | F-Throws | | Rebounds | | PF-FO | | TO BLK STL | | Scoring | |
|--------------|------|-------------|-----------------|---------------|-------------|--------------|-------------|--------------|-------------|-----------|------------|------------|------------|-------------|---------------------------|
| SEASON | TEAM | GP-GS | MIN/AVG | FG-FGA | FG% | 3FG-3FGA | 3FG% | FT-FTA | FT% | OFF | DEF | TOT | AVG | PTS | AVG |
| 2022-23 | Nebr | 21-1 | 267/12.7 | 27-49 | .551 | 9-22 | .409 | 23-28 | .821 | 8 | 30 | 38 | 1.8 | 19-0 | 7 8 1 13 86 4.1 |
| 2023-24 | Nebr | 30-0 | 592/19.7 | 34-89 | .382 | 15-45 | .333 | 25-36 | .694 | 18 | 73 | 91 | 3.0 | 58-0 | 54 22 3 29 108 3.6 |
| TOTAL | | 51-1 | 859/16.9 | 61-138 | .442 | 24-67 | .358 | 48-64 | .750 | 26 | 103 | 129 | 2.5 | 77-0 | 61 30 4 42 194 3.8 |

2023-24 GAME BY GAME

| Opponent | Date | GS | MIN | Total | | 3-Pointers | | Free throws | | Rebounds | | | | PF | A | TO | BLK | STL | PTS | AVG |
|--------------------|------------|----|----------|--------|-------|------------|-------|-------------|-------|----------|-----|-----|-----|----|----|----|-----|-----|-----|------|
| | | | | FG-FGA | PCT | 3FG-3FGA | PCT | FT-FTA | PCT | OFF | DEF | TOT | AVG | | | | | | | |
| Lindenwood | 11/06/2023 | | 25:14 | 5-7 | .714 | 2-4 | .500 | 3-5 | .600 | 0 | 5 | 5 | 5.0 | 1 | 2 | 0 | 1 | 1 | 15 | 15.0 |
| Florida A&M | 11/09/2023 | | 22:37 | 1-3 | .333 | 1-3 | .333 | 0-0 | .000 | 1 | 2 | 3 | 4.0 | 1 | 1 | 2 | 0 | 4 | 3 | 9.0 |
| Rider | 11/13/2023 | | 22:04 | 2-4 | .500 | 1-3 | .333 | 2-2 | 1.000 | 2 | 2 | 4 | 4.0 | 2 | 1 | 1 | 0 | 0 | 7 | 8.3 |
| Stony Brook | 11/15/2023 | | 12:41 | 1-2 | .500 | 0-1 | .000 | 0-0 | .000 | 0 | 0 | 0 | 3.0 | 3 | 1 | 1 | 0 | 0 | 2 | 6.8 |
| vs Oregon St. | 11/18/2023 | | 11:48 | 2-4 | .500 | 1-3 | .333 | 0-1 | .000 | 0 | 0 | 0 | 2.4 | 3 | 0 | 1 | 0 | 0 | 5 | 6.4 |
| Duquesne | 11/22/2023 | | 14:43 | 1-3 | .333 | 1-1 | 1.000 | 0-0 | .000 | 0 | 0 | 0 | 2.0 | 0 | 0 | 0 | 1 | 0 | 3 | 5.8 |
| Cal St. Fullerton | 11/26/2023 | | 15:20 | 0-1 | .000 | 0-0 | .000 | 0-0 | .000 | 0 | 2 | 2 | 2.0 | 3 | 1 | 0 | 0 | 0 | 0 | 5.0 |
| Creighton | 12/03/2023 | | 11:12 | 0-3 | .000 | 0-0 | .000 | 0-2 | .000 | 2 | 3 | 5 | 2.4 | 0 | 0 | 0 | 0 | 1 | 0 | 4.4 |
| at Minnesota | 12/06/2023 | | 08:28 | 0-0 | .000 | 0-0 | .000 | 0-0 | .000 | 0 | 0 | 0 | 2.1 | 0 | 2 | 0 | 0 | 0 | 0 | 3.9 |
| Michigan St. | 12/10/2023 | | 16:38 | 1-4 | .250 | 1-2 | .500 | 2-2 | 1.000 | 0 | 3 | 3 | 2.2 | 1 | 2 | 0 | 0 | 1 | 5 | 4.0 |
| at Kansas St. | 12/17/2023 | | 25:33 | 1-3 | .333 | 1-2 | .500 | 0-0 | .000 | 0 | 3 | 3 | 2.3 | 1 | 2 | 0 | 0 | 2 | 3 | 3.9 |
| North Dakota | 12/20/2023 | | 23:46 | 2-4 | .500 | 1-2 | .500 | 0-0 | .000 | 0 | 2 | 2 | 2.3 | 4 | 2 | 3 | 0 | 1 | 5 | 4.0 |
| South Carolina St. | 12/29/2023 | | 16:34 | 2-6 | .333 | 0-2 | .000 | 1-2 | .500 | 3 | 4 | 7 | 2.6 | 3 | 3 | 2 | 2 | 5 | 5 | 4.1 |
| Indiana | 01/03/2024 | | 22:53 | 1-3 | .333 | 0-1 | .000 | 3-3 | 1.000 | 0 | 0 | 0 | 2.4 | 3 | 4 | 1 | 0 | 1 | 5 | 4.1 |
| at Wisconsin | 01/06/2024 | | 19:52 | 1-4 | .250 | 1-2 | .500 | 2-2 | 1.000 | 0 | 6 | 6 | 2.7 | 2 | 2 | 1 | 1 | 0 | 5 | 4.2 |
| Purdue | 01/09/2024 | | 23:54 | 4-5 | .800 | 1-2 | .500 | 0-0 | .000 | 0 | 2 | 2 | 2.6 | 2 | 3 | 0 | 0 | 3 | 9 | 4.5 |
| at Iowa | 01/12/2024 | | 25:07 | 1-5 | .200 | 0-2 | .000 | 0-0 | .000 | 0 | 6 | 6 | 2.8 | 1 | 4 | 2 | 0 | 2 | 2 | 4.4 |
| at Rutgers | 01/17/2024 | | 18:58 | 2-2 | 1.000 | 2-2 | 1.000 | 0-0 | .000 | 0 | 1 | 1 | 2.7 | 2 | 1 | 2 | 0 | 0 | 6 | 4.4 |
| Northwestern | 01/20/2024 | | 21:52 | 1-1 | 1.000 | 0-0 | .000 | 0-1 | .000 | 1 | 5 | 6 | 2.9 | 1 | 3 | 0 | 0 | 0 | 2 | 4.3 |
| Ohio St. | 01/23/2024 | | 26:47 | 0-2 | .000 | 0-0 | .000 | 1-2 | .500 | 1 | 3 | 4 | 3.0 | 2 | 0 | 1 | 0 | 2 | 1 | 4.2 |
| at Maryland | 01/27/2024 | | 19:17 | 0-1 | .000 | 0-1 | .000 | 0-0 | .000 | 0 | 2 | 2 | 2.9 | 2 | 1 | 2 | 0 | 1 | 0 | 4.0 |
| Wisconsin | 02/01/2024 | | 22:04 | 1-2 | .500 | 0-0 | .000 | 1-2 | .500 | 1 | 3 | 4 | 3.0 | 3 | 2 | 0 | 0 | 3 | 3 | 3.9 |
| at Illinois | 02/04/2024 | | 18:57 | 1-2 | .500 | 1-2 | .500 | 0-0 | .000 | 1 | 1 | 2 | 2.9 | 2 | 1 | 0 | 0 | 0 | 3 | 3.9 |
| at Northwestern | 02/07/2024 | | 19:18 | 0-0 | .000 | 0-0 | .000 | 4-6 | .667 | 0 | 1 | 1 | 2.8 | 2 | 2 | 0 | 0 | 0 | 4 | 3.9 |
| Michigan | 02/10/2024 | | 17:15 | 0-2 | .000 | 0-1 | .000 | 4-4 | 1.000 | 1 | 3 | 4 | 2.9 | 2 | 3 | 1 | 0 | 1 | 4 | 3.9 |
| Penn St. | 02/17/2024 | | 24:26 | 2-5 | .400 | 0-2 | .000 | 0-0 | .000 | 2 | 4 | 6 | 3.0 | 2 | 1 | 2 | 0 | 2 | 4 | 3.9 |
| at Indiana | 02/21/2024 | | 18:06 | 0-0 | .000 | 0-0 | .000 | 2-2 | 1.000 | 0 | 2 | 2 | 3.0 | 2 | 1 | 0 | 0 | 1 | 2 | 3.8 |
| Minnesota | 02/25/2024 | | 21:22 | 0-4 | .000 | 0-2 | .000 | 0-0 | .000 | 2 | 3 | 5 | 3.0 | 3 | 3 | 0 | 0 | 1 | 0 | 3.7 |
| at Ohio St. | 02/29/2024 | | 22:06 | 2-5 | .400 | 1-3 | .333 | 0-0 | .000 | 1 | 3 | 4 | 3.1 | 2 | 4 | 0 | 0 | 0 | 5 | 3.7 |
| Rutgers | 03/03/2024 | | 23:19 | 0-2 | .000 | 0-2 | .000 | 0-0 | .000 | 0 | 2 | 2 | 3.0 | 3 | 2 | 0 | 0 | 0 | 0 | 3.6 |
| Totals | | | 0 592:11 | 34-89 | .382 | 15-45 | .333 | 25-36 | .694 | 18 | 73 | 91 | 3.0 | 58 | 54 | 22 | 3 | 29 | 108 | 3.6 |

Player Averages

| Games Played | Minutes/ game | Points/ game | FG Pct | 3FG Pct | FT Pct | Rebounds/ game | Assists/ game | Turnovers/ game | Assist/Turnover ratio | Steals/ game | Blocks/ game |
|--------------|---------------|--------------|--------|---------|--------|----------------|---------------|-----------------|-----------------------|--------------|--------------|
| 30 | 19.7 | 3.6 | 38.2 | 33.3 | 69.4 | 3.0 | 1.8 | 0.7 | 2.5 | 1.0 | 0.1 |



2023-24 HONORS

- NU Scholar-Athlete Honor Roll (Fall, 2023)

MISC. STATS

| Category | 2023-24 | Career* |
|--------------------|---------|---------|
| 10+ Points | 21 | 60 |
| 20+ Points | 2 | 14 |
| 30+ Points | 0 | 2 |
| 40+ Points | 0 | 0 |
| Double-Doubles | 1 | 5 |
| 10+ Rebounds | 2 | 6 |
| 10+ Assists | 0 | 0 |
| Led NU in Scoring | 3 | 3 |
| Led NU in Reb. | 8 | 8 |
| Led NU in Assists | 9 | 9 |
| Includes Charlotte | | |

SEASON/CAREER HIGHS

| | |
|---------------------|---------------------------------|
| Points | |
| Season: | 25, vs. Oregon State (11/18/23) |
| College Career: | 32, UAB (3/4/23) |
| Rebounds | |
| Season: | 11, Purdue (1/9/24) |
| College Career: | 13, Rice (2/25/23) |
| Field Goals | |
| Season: | 9, vs. Oregon State (11/18/23) |
| College Career: | 12, UAB (3/4/23) |
| 3-Point Field Goals | |
| Season: | 4, at Rutgers (1/17/24) |
| College Career: | 4, Two times (last, 1/17/24) |
| Free Throws | |
| Season: | 7, Two times (last, 2/1/24) |
| College Career: | 11, Middle Tenn. St. (12/29/22) |
| Free Throw Attempts | |
| Season: | 8, Two times (last, 2/1/24) |
| College Career: | 14, Louisiana Tech (12/31/22) |
| Assists | |
| Season: | 9, Purdue (1/9/24) |
| College Career: | 4, Three times (last, 12/6/23) |
| Steals | |
| Season: | 4, Indiana (1/3/24) |
| College Career: | Same |
| Blocks | |
| Season: | 2, Four times (last, 1/9/24) |
| College Career: | 3, Two times (last, 3/20/23) |
| Minutes Played | |
| Season: | 39, Two times (last, 2/1/24) |
| College Career: | 46, UAB (3/4/23) |

BRICE WILLIAMS

JUNIOR • GUARD • 6-7 • 213 • HUNTERSVILLE, N.C. • CHARLOTTE

- Three-level scorer who is a career 39 percent shooter from 3-point range and has the ability to guard multiple positions
- Has been in double figures a team-high 21 times, including a season-high 25-point effort in the win over Oregon State
- Totaled 15 points, eight boards and three steals against Minnesota.
- Finished with 18 points, six rebounds and a pair of assists in the win at Indiana
- Recorded his first double-double of the season with 13 points, 10 rebounds and four assists at Northwestern
- Nearly posted a double-double with 17 points, including six points in OT, and nine rebounds in the win over No. 6 Wisconsin
- Finished with 14 points, seven rebounds and four assists in the win over Ohio State
- Led NU with 22 points and had six rebounds and three steals at Rutgers
- Played his best all-around game of the year vs. No. 1 Purdue with nine points, a career-high nine assists, 11 rebounds and two blocked shots
- Totaled 15 points, six rebounds and a career-high four steals in the win over Indiana
- Nearly posted a double-double at Kansas State with 10 points and nine rebounds
- Scored all 14 of his points in the second half against Michigan State, including a go-ahead 3-pointer with 2:10 remaining.
- Finished with 18 points, six boards, four assists and three steals before fouling out at Minnesota
- Returned from a knee injury to earn second-team All-Conference USA honors in 2022-23, averaging 13.8 points and 5.8 rebounds per game while shooting almost 40 percent from 3-point range.
- MVP of the 2023 College Basketball Invitational, averaging 16.3 points, 7.8 rebounds and 3.0 assists per game and posting two double-doubles in four games
- Two-time C-USA Player of the Week who earned USBWA National Player of the Week after averaging 31.0 points on 78 percent shooting, 5.5 rebounds and 1.5 assists per game
- Graduated from Charlotte with a degree in mass communications in July of 2023 and is in NU's graduate program
- His father (Henry) is Charlotte's all-time leading scorer with 2,383 points and was a second-round pick of the San Antonio Spurs in 1992 before playing in Europe for a decade

CAREER STATS

| | | | | Field Goals | | 3-Point | | F-Throws | | Rebounds | | | | | | | | | | Scoring | |
|----------------|------|--------|-----------|-------------|------|----------|------|----------|------|----------|-----|-----|-----|-------|-----|-----|-----|-----|------|---------|--|
| SEASON | TEAM | GP-GS | MIN/AVG | FG-FGA | FG% | 3FG-3FGA | 3FG% | FT-FTA | FT% | OFF | DEF | TOT | AVG | PF-FO | A | TO | BLK | STL | PTS | AVG | |
| 2019-20 | CLT | 27-0 | 244/9.0 | 23-62 | .371 | 9-30 | .300 | 8-12 | .667 | 5 | 35 | 40 | 1.5 | 18-0 | 4 | 11 | 7 | 6 | 63 | 2.3 | |
| 2020-21 | CLT | 25-14 | 738/29.5 | 86-182 | .473 | 31-72 | .431 | 40-57 | .702 | 20 | 79 | 99 | 4.0 | 54-0 | 25 | 27 | 11 | 19 | 243 | 9.7 | |
| 2022-23 | CLT | 36-13 | 976/27.1 | 170-355 | .479 | 58-146 | .397 | 97-115 | .843 | 28 | 162 | 190 | 5.3 | 48-1 | 43 | 46 | 13 | 20 | 495 | 13.8 | |
| 2023-24 | Nebr | 30-30 | 880/29.3 | 120-276 | .435 | 43-112 | .384 | 92-109 | .844 | 30 | 140 | 170 | 5.7 | 77-3 | 72 | 56 | 18 | 32 | 375 | 12.5 | |
| TOTAL FOR Nebr | | 30-30 | 880/29.3 | 120-276 | .435 | 43-112 | .384 | 92-109 | .844 | 30 | 140 | 170 | 5.7 | 77-3 | 72 | 56 | 18 | 32 | 375 | 12.5 | |
| TOTAL | | 118-57 | 2838/24.1 | 399-875 | .456 | 141-360 | .392 | 237-293 | .809 | 83 | 416 | 499 | 4.2 | 197-4 | 144 | 140 | 49 | 77 | 1176 | 10.0 | |

2023-24 GAME BY GAME

| Opponent | Date | GS | MIN | Total | | 3-Pointers | | Free throws | | Rebounds | | | | PF | A | TO | BLK | STL | PTS | AVG | |
|--------------------|------------|----|-------|--------|---------|------------|--------|-------------|--------|----------|-----|-----|-----|-----|----|----|-----|-----|-----|------|------|
| | | | | FG-FGA | PCT | 3FG-3FGA | PCT | FT-FTA | PCT | OFF | DEF | TOT | AVG | | | | | | | | |
| Lindenwood | 11/06/2023 | * | 23:15 | 4-11 | .364 | 2-6 | .333 | 3-4 | .750 | 0 | 1 | 1 | 1.0 | 1 | 2 | 1 | 1 | 0 | 13 | 13.0 | |
| Florida A&M | 11/09/2023 | * | 22:19 | 3-9 | .333 | 2-4 | .500 | 7-7 | 1.000 | 2 | 4 | 6 | 3.5 | 3 | 2 | 1 | 1 | 0 | 15 | 14.0 | |
| Rider | 11/13/2023 | * | 28:01 | 1-6 | .167 | 1-3 | .333 | 4-5 | .800 | 0 | 8 | 8 | 5.0 | 1 | 3 | 1 | 0 | 1 | 7 | 11.7 | |
| Stony Brook | 11/15/2023 | * | 23:26 | 6-9 | .667 | 2-3 | .667 | 3-4 | .750 | 2 | 7 | 9 | 6.0 | 3 | 4 | 3 | 0 | 0 | 17 | 13.0 | |
| vs Oregon St. | 11/18/2023 | * | 28:21 | 9-17 | .529 | 3-7 | .429 | 4-4 | 1.000 | 3 | 0 | 3 | 5.4 | 0 | 2 | 0 | 1 | 2 | 25 | 15.4 | |
| Duquesne | 11/22/2023 | * | 30:06 | 3-6 | .500 | 1-3 | .333 | 4-4 | 1.000 | 0 | 1 | 1 | 4.7 | 3 | 1 | 0 | 0 | 0 | 11 | 14.7 | |
| Cal St. Fullerton | 11/26/2023 | * | 29:48 | 4-9 | .444 | 2-5 | .400 | 4-4 | 1.000 | 0 | 2 | 2 | 4.3 | 3 | 3 | 1 | 2 | 0 | 14 | 14.6 | |
| Creighton | 12/03/2023 | * | 21:19 | 3-7 | .429 | 0-0 | .000 | 0-0 | .000 | 2 | 5 | 7 | 4.6 | 1 | 2 | 1 | 0 | 1 | 6 | 13.5 | |
| at Minnesota | 12/06/2023 | * | 30:28 | 8-16 | .500 | 1-3 | .333 | 1-2 | .500 | 3 | 3 | 6 | 4.8 | 5 | 4 | 4 | 1 | 3 | 18 | 14.0 | |
| Michigan St. | 12/10/2023 | * | 30:02 | 4-7 | .571 | 1-2 | .500 | 5-6 | .833 | 0 | 3 | 3 | 4.6 | 2 | 0 | 2 | 1 | 0 | 14 | 14.0 | |
| at Kansas St. | 12/17/2023 | * | 31:59 | 4-12 | .333 | 2-7 | .286 | 0-1 | .000 | 1 | 8 | 9 | 5.0 | 3 | 2 | 2 | 2 | 0 | 10 | 13.6 | |
| North Dakota | 12/20/2023 | * | 30:02 | 4-12 | .333 | 0-5 | .000 | 4-4 | 1.000 | 3 | 4 | 7 | 5.2 | 2 | 3 | 2 | 0 | 1 | 12 | 13.5 | |
| South Carolina St. | 12/29/2023 | * | 20:08 | 5-10 | .500 | 1-4 | .250 | 5-5 | 1.000 | 0 | 7 | 7 | 5.3 | 2 | 1 | 3 | 2 | 0 | 16 | 13.7 | |
| Indiana | 01/03/2024 | * | 23:32 | 5-10 | .500 | 3-4 | .750 | 2-3 | .667 | 3 | 3 | 6 | 5.4 | 2 | 1 | 3 | 0 | 4 | 15 | 13.8 | |
| at Wisconsin | 01/06/2024 | * | 31:48 | 3-9 | .333 | 1-3 | .333 | 3-3 | 1.000 | 0 | 4 | 4 | 5.3 | 1 | 6 | 1 | 0 | 0 | 10 | 13.5 | |
| Purdue | 01/09/2024 | * | 29:39 | 2-6 | .333 | 1-1 | 1.000 | 4-4 | 1.000 | 0 | 11 | 11 | 5.6 | 3 | 9 | 2 | 2 | 2 | 9 | 13.3 | |
| at Iowa | 01/12/2024 | * | 30:20 | 3-11 | .273 | 0-6 | .000 | 0-0 | .000 | 0 | 4 | 4 | 5.5 | 2 | 2 | 2 | 0 | 1 | 6 | 12.8 | |
| at Rutgers | 01/17/2024 | * | 39:12 | 6-13 | .462 | 4-8 | .500 | 6-8 | .750 | 0 | 6 | 6 | 5.6 | 4 | 2 | 2 | 0 | 3 | 22 | 13.3 | |
| Northwestern | 01/20/2024 | * | 31:24 | 4-6 | .667 | 1-2 | .500 | 3-5 | .600 | 0 | 4 | 4 | 5.5 | 3 | 2 | 3 | 0 | 0 | 12 | 13.3 | |
| Ohio St. | 01/23/2024 | * | 27:08 | 5-9 | .556 | 2-4 | .500 | 2-2 | 1.000 | 2 | 5 | 7 | 5.6 | 1 | 4 | 2 | 0 | 1 | 14 | 13.3 | |
| at Maryland | 01/27/2024 | * | 28:03 | 2-7 | .286 | 2-3 | .667 | 3-4 | .750 | 0 | 3 | 3 | 5.4 | 3 | 1 | 2 | 1 | 2 | 9 | 13.1 | |
| Wisconsin | 02/01/2024 | * | 38:39 | 4-9 | .444 | 2-3 | .667 | 7-8 | .875 | 2 | 7 | 9 | 5.6 | 4 | 2 | 5 | 1 | 2 | 17 | 13.3 | |
| at Illinois | 02/04/2024 | * | 33:44 | 3-12 | .250 | 1-5 | .200 | 0-0 | .000 | 0 | 3 | 3 | 5.5 | 5 | 1 | 1 | 1 | 0 | 7 | 13.0 | |
| at Northwestern | 02/07/2024 | * | 35:13 | 5-7 | .714 | 1-2 | .500 | 2-2 | 1.000 | 0 | 10 | 10 | 5.7 | 2 | 4 | 3 | 0 | 1 | 13 | 13.0 | |
| Michigan | 02/10/2024 | * | 25:51 | 5-9 | .556 | 1-1 | 1.000 | 2-4 | .500 | 1 | 3 | 4 | 5.6 | 3 | 0 | 1 | 0 | 0 | 13 | 13.0 | |
| Penn St. | 02/17/2024 | * | 28:02 | 1-6 | .167 | 0-2 | .000 | 0-0 | .000 | 2 | 5 | 7 | 5.7 | 1 | 2 | 2 | 0 | 1 | 2 | 12.6 | |
| at Indiana | 02/21/2024 | * | 32:35 | 6-10 | .600 | 2-6 | .333 | 4-4 | 1.000 | 1 | 5 | 6 | 5.7 | 2 | 2 | 1 | 1 | 1 | 18 | 12.8 | |
| Minnesota | 02/25/2024 | * | 35:26 | 4-9 | .444 | 2-5 | .400 | 5-6 | .833 | 1 | 7 | 8 | 5.8 | 3 | 1 | 1 | 0 | 3 | 15 | 12.9 | |
| at Ohio St. | 02/29/2024 | * | 22:58 | 3-7 | .429 | 1-2 | .500 | 0-0 | .000 | 1 | 1 | 2 | 5.6 | 5 | 1 | 1 | 0 | 2 | 7 | 12.7 | |
| Rutgers | 03/03/2024 | * | 37:04 | 1-5 | .200 | 1-3 | .333 | 5-6 | .833 | 1 | 6 | 7 | 5.7 | 4 | 3 | 3 | 1 | 1 | 8 | 12.5 | |
| Totals | | | 30 | 879:52 | 120-276 | .435 | 43-112 | .384 | 92-109 | .844 | 30 | 140 | 170 | 5.7 | 77 | 72 | 56 | 18 | 32 | 375 | 12.5 |

Player Averages

| Games Played | Minutes/game | Points/game | FG Pct | 3FG Pct | FT Pct | Rebounds/game | Assists/game | Turnovers/game | Assist/Turnover ratio | Steals/game | Blocks/game |
|--------------|--------------|-------------|--------|---------|--------|---------------|--------------|----------------|-----------------------|-------------|-------------|
| 30 | 29.3 | 12.5 | 43.5 | 38.4 | 84.4 | 5.7 | 2.4 | 1.9 | 1.3 | 1.1 | 0.6 |

JUWAN GARY

JUNIOR • GUARD/FORWARD • 6-6 • 215 • COLUMBIA, S.C. • ALABAMA



2023-24 HONORS

- Returning starter at forward who returned after season-ending shoulder surgery in January of 2023
- Gives the Huskers toughness and athleticism and has worked to significantly improve his shooting
- Has been in double figures 15 times, tying or setting career highs in scoring three times in 2023-24
- Recorded his fifth double-double of the season with 15 points, 11 rebounds and three blocked shots vs. Rutgers
- Posted a career high with 22 points, including 4-of-7 from 3-point range, along with eight boards in the win over Minnesota
- Finished with 16 points and six rebounds at Indiana
- Totaled 13 points, six boards and a pair of steals in 31 minutes against Penn State
- Came off the bench for his fourth double-double of the season at No. 14 Illinois, finishing with 12 points, 11 boards and two steals
- Had nine points and six boards in 22 minutes at Rutgers before suffering a calf strain which sidelined him for three contests
- Finished with 13 points, five rebounds and two steals in the win over No. 1 Purdue
- Posted his second straight double-double with 12 points and 12 boards vs. North Dakota
- Grabbed a career-high 18 rebounds, including 11 offensive boards, and had 13 points in the win at Kansas State
- Made his first start of the season against Michigan State and finished with 20 points on 8-of-11 shooting, three rebounds and three steals
- Totaled a career-high 20 points on 7-of-10 shooting against Duquesne
- Recorded a double-double in the win over Oregon State with 12 points and a season-high 10 rebounds, marking his fourth career double-double
- Starting forward who played in 17 games before suffering a season-ending left shoulder injury on Jan. 10, 2023
- Played in 29 games at Alabama in 2021-22, averaging 6.5 points per game on 51 percent shooting and 3.4 rebounds per game
- Totaled eight double-figure efforts, including a career-high 19 points in wins over both Houston and at Florida, and two double-doubles
- Helped Alabama to an SEC title and an NCAA Sweet 16 berth in 2020-21, playing in 30 games, including two starts, as Alabama went 26-7
- Suffered a torn right ACL in October of 2019 and missed the entire season
- Ranked No. 64 overall by ESPN and was No. 82 in the RSCI Composite after averaging 25 points, seven rebounds and two blocks per game for Liberty Heights Charter School

CAREER STATS

| | | | | Field Goals | | 3-Point | | F-Throws | | Rebounds | | | | | | | | Scoring | | |
|----------------|------|--------|-----------|-------------|------|----------|------|----------|------|----------|-----|-----|-----|-------|----|----|-----|---------|-----|------|
| SEASON | TEAM | GP-GS | MIN/AVG | FG-FGA | FG% | 3FG-3FGA | 3FG% | FT-FTA | FT% | OFF | DEF | TOT | AVG | PF-FO | A | TO | BLK | STL | PTS | AVG |
| 2020-21 | Bama | 30-2 | 284/9.5 | 48-89 | .539 | 1-9 | .111 | 18-34 | .529 | 40 | 45 | 85 | 2.8 | 40-1 | 5 | 13 | 12 | 14 | 115 | 3.8 |
| 2021-22 | Bama | 29-16 | 450/15.5 | 73-142 | .514 | 9-41 | .220 | 33-54 | .611 | 49 | 50 | 99 | 3.4 | 61-1 | 9 | 18 | 16 | 17 | 188 | 6.5 |
| 2022-23 | Nebr | 17-17 | 502/29.6 | 64-147 | .435 | 15-57 | .263 | 18-29 | .621 | 35 | 75 | 110 | 6.5 | 32-0 | 14 | 15 | 9 | 24 | 161 | 9.5 |
| 2023-24 | Nebr | 24-16 | 652/27.2 | 109-219 | .498 | 25-77 | .325 | 46-69 | .667 | 58 | 91 | 149 | 6.2 | 50-1 | 28 | 17 | 20 | 27 | 289 | 12.0 |
| TOTAL FOR Nebr | | 41-33 | 1154/28.2 | 173-366 | .473 | 40-134 | .299 | 64-98 | .653 | 93 | 166 | 259 | 6.3 | 82-1 | 42 | 32 | 29 | 51 | 450 | 11.0 |
| TOTAL | | 100-51 | 1888/18.9 | 294-597 | .492 | 50-184 | .272 | 115-186 | .618 | 182 | 261 | 443 | 4.4 | 183-3 | 56 | 63 | 57 | 82 | 753 | 7.5 |

2023-24 GAME BY GAME

| | | | | Total | | 3-Pointers | | Free throws | | Rebounds | | | | | | | | | | | |
|--------------------|------------|----|--------|---------|------|------------|-------|-------------|-------|----------|-----|-----|-----|----|----|----|-----|-----|-----|------|--|
| Opponent | Date | GS | MIN | FG-FGA | PCT | 3FG-3FGA | PCT | FT-FTA | PCT | OFF | DEF | TOT | AVG | PF | A | TO | BLK | STL | PTS | AVG | |
| Stony Brook | 11/15/2023 | | 23:18 | 8-11 | .727 | 2-4 | .500 | 1-4 | .250 | 2 | 5 | 7 | 7.0 | 0 | 0 | 0 | 0 | 0 | 19 | 19.0 | |
| vs Oregon St. | 11/18/2023 | | 20:58 | 5-10 | .500 | 1-4 | .250 | 1-2 | .500 | 4 | 6 | 10 | 8.5 | 3 | 2 | 2 | 2 | 1 | 12 | 15.5 | |
| Duquesne | 11/22/2023 | | 22:03 | 7-10 | .700 | 2-4 | .500 | 4-4 | 1.000 | 2 | 3 | 5 | 7.3 | 3 | 1 | 0 | 0 | 0 | 20 | 17.0 | |
| Cal St. Fullerton | 11/26/2023 | | 24:46 | 3-10 | .300 | 2-7 | .286 | 5-6 | .833 | 2 | 4 | 6 | 7.0 | 0 | 1 | 0 | 0 | 2 | 13 | 16.0 | |
| Creighton | 12/03/2023 | | 24:11 | 4-9 | .444 | 0-2 | .000 | 0-0 | .000 | 1 | 0 | 1 | 5.8 | 0 | 1 | 0 | 1 | 3 | 8 | 14.4 | |
| at Minnesota | 12/06/2023 | | 30:54 | 5-7 | .714 | 0-1 | .000 | 1-1 | 1.000 | 2 | 2 | 4 | 5.5 | 3 | 2 | 2 | 0 | 2 | 11 | 13.8 | |
| Michigan St. | 12/10/2023 | * | 35:59 | 8-11 | .727 | 2-4 | .500 | 2-3 | .667 | 0 | 3 | 3 | 5.1 | 2 | 1 | 1 | 2 | 3 | 20 | 14.7 | |
| at Kansas St. | 12/17/2023 | * | 30:39 | 6-16 | .375 | 1-2 | .500 | 0-0 | .000 | 11 | 7 | 18 | 6.8 | 3 | 1 | 3 | 1 | 0 | 13 | 14.5 | |
| North Dakota | 12/20/2023 | * | 34:01 | 4-8 | .500 | 3-5 | .600 | 1-2 | .500 | 4 | 8 | 12 | 7.3 | 1 | 2 | 0 | 0 | 2 | 12 | 14.2 | |
| South Carolina St. | 12/29/2023 | * | 15:42 | 1-3 | .333 | 0-2 | .000 | 3-4 | .750 | 2 | 1 | 3 | 6.9 | 0 | 4 | 0 | 4 | 1 | 5 | 13.3 | |
| Indiana | 01/03/2024 | * | 20:32 | 2-7 | .286 | 0-2 | .000 | 0-0 | .000 | 2 | 0 | 2 | 6.5 | 4 | 2 | 0 | 0 | 1 | 4 | 12.5 | |
| at Wisconsin | 01/06/2024 | * | 17:50 | 4-5 | .800 | 0-1 | .000 | 0-0 | .000 | 0 | 0 | 0 | 5.9 | 4 | 0 | 0 | 1 | 0 | 8 | 12.1 | |
| Purdue | 01/09/2024 | * | 33:13 | 4-8 | .500 | 1-1 | 1.000 | 3-6 | .500 | 3 | 2 | 5 | 5.8 | 2 | 1 | 1 | 1 | 2 | 12 | 12.1 | |
| at Iowa | 01/12/2024 | * | 13:41 | 3-8 | .375 | 0-3 | .000 | 3-4 | .750 | 2 | 3 | 5 | 5.8 | 4 | 0 | 0 | 1 | 0 | 9 | 11.9 | |
| at Rutgers | 01/17/2024 | * | 22:32 | 4-8 | .500 | 1-3 | .333 | 0-0 | .000 | 3 | 3 | 6 | 5.8 | 0 | 0 | 0 | 1 | 1 | 9 | 11.7 | |
| Wisconsin | 02/01/2024 | | 33:05 | 3-6 | .500 | 0-3 | .000 | 3-6 | .500 | 1 | 3 | 4 | 5.7 | 1 | 1 | 2 | 1 | 0 | 9 | 11.5 | |
| at Illinois | 02/04/2024 | | 34:56 | 4-5 | .800 | 0-0 | .000 | 4-4 | 1.000 | 1 | 10 | 11 | 6.0 | 4 | 2 | 1 | 0 | 2 | 12 | 11.5 | |
| at Northwestern | 02/07/2024 | * | 28:48 | 6-11 | .545 | 1-2 | .500 | 2-3 | .667 | 2 | 1 | 3 | 5.8 | 5 | 0 | 2 | 1 | 0 | 15 | 11.7 | |
| Michigan | 02/10/2024 | * | 26:20 | 2-5 | .400 | 1-2 | .500 | 0-2 | .000 | 3 | 4 | 7 | 5.9 | 3 | 2 | 1 | 1 | 2 | 5 | 11.4 | |
| Penn St. | 02/17/2024 | * | 30:49 | 5-9 | .556 | 0-1 | .000 | 3-3 | 1.000 | 3 | 3 | 6 | 5.9 | 1 | 0 | 0 | 0 | 2 | 13 | 11.5 | |
| at Indiana | 02/21/2024 | * | 34:01 | 6-12 | .500 | 2-4 | .500 | 1-5 | .200 | 3 | 3 | 6 | 5.9 | 3 | 1 | 0 | 0 | 1 | 15 | 11.6 | |
| Minnesota | 02/25/2024 | * | 34:31 | 7-13 | .538 | 4-7 | .571 | 4-4 | 1.000 | 3 | 5 | 8 | 6.0 | 0 | 2 | 2 | 0 | 0 | 22 | 12.1 | |
| at Ohio St. | 02/29/2024 | * | 27:11 | 3-12 | .250 | 0-6 | .000 | 2-2 | 1.000 | 0 | 6 | 6 | 6.0 | 3 | 1 | 0 | 0 | 1 | 8 | 11.9 | |
| Rutgers | 03/03/2024 | * | 31:49 | 5-15 | .333 | 2-7 | .286 | 3-4 | .750 | 2 | 9 | 11 | 6.2 | 1 | 1 | 0 | 3 | 1 | 15 | 12.0 | |
| Totals | | 16 | 651:50 | 109-219 | .498 | 25-77 | .325 | 46-69 | .667 | 58 | 91 | 149 | 6.2 | 50 | 28 | 17 | 20 | 27 | 289 | 12.0 | |

Player Averages

| Games Played | Minutes/game | Points/game | FG Pct | 3FG Pct | FT Pct | Rebounds/game | Assists/game | Turnovers/game | Assist/Turnover ratio | Steals/game | Blocks/game |
|--------------|--------------|-------------|--------|---------|--------|---------------|--------------|----------------|-----------------------|-------------|-------------|
| 24 | 27.2 | 12.0 | 49.8 | 32.5 | 66.7 | 6.2 | 1.2 | 0.7 | 1.6 | 1.1 | 0.8 |

MISC. STATS

| Category | 2023-24 | Career* |
|-------------------|---------|---------|
| 10+ Points | 15 | 35 |
| 20+ Points | 3 | 3 |
| 30+ Points | 0 | 0 |
| 40+ Points | 0 | 0 |
| Double-Doubles | 5 | 8 |
| 10+ Rebounds | 5 | 10 |
| 10+ Assists | 0 | 0 |
| Led NU in Scoring | 4 | 7 |
| Led NU in Reb. | 5 | 9 |
| Led NU in Assists | 0 | 0 |

*Includes Alabama

SEASON/CAREER HIGHS

| | |
|----------------------------|------------------------------------|
| Points | |
| Season: | 22, Minnesota (2/25/24) |
| College Career: | Same |
| Rebounds | |
| Season: | 18, at Kansas State (12/17/23) |
| College Career: | Same |
| Field Goals | |
| Season: | 8, Two times (last, 12/10/23) |
| College Career: | Same |
| 3-Point Field Goals | |
| Season: | 4, Minnesota (2/25/24) |
| College Career: | same |
| Free Throws | |
| Season: | 5, Cal State Fullerton (11/26/23) |
| College Career: | 6 vs. Houston (12/11/21) |
| Free Throw Attempts | |
| Season: | 6, Cal State Fullerton (11/26/23) |
| College Career: | 9 vs. Houston (12/11/21) |
| Assists | |
| Season: | 4, South Carolina State (12/29/23) |
| College Career: | Same |
| Steals | |
| Season: | 3, Two times (last, 12/10/23) |
| College Career: | 4, at Kansas State (12/17/22) |
| Blocks | |
| Season: | 4, South Carolina State (12/29/23) |
| College Career: | Same |
| Minutes Played | |
| Season: | 36, Michigan State (12/10/23) |
| College Career: | 37, Iowa (12/29/22) |



2023-24 HONORS

JARRON COLEMAN

SENIOR • GUARD • 6-5 • 213 • INDIANAPOLIS, IND. • BALL STATE

- Grad transfer from Ball State who comes off the bench to give the Husker backcourt size and leadership
- Has recorded multiple assists seven times in 2023-24, including a season-high six assists against South Carolina State
- Saw his first action since Dec. 6 against SCSU, finishing with eight points, including a pair of 3-pointers, and six assists in 19 minutes
- Totaled five points, six boards and four assists in the win over Lindenwood
- Was a second-team All-Mid-American Conference pick in 2022-23, topping Ball State in scoring (14.6 ppg), assists (3.8 apg) and steals (1.3 spg), as he finished eighth in the MAC in assists and 3-pointers per game
- Spent the 2021-22 season at Missouri, where he averaged 8.6 points, 3.4 rebounds and 2.8 assists per game, leading the Tigers in assists and 3-pointers (46) while totaling 14 double-figure efforts
- Was the MAC Freshman of the Year in 2019-20 at Ball State, leading all MAC Freshmen in scoring, assists and rebounding in conference action
- Played at Cathedral High School in Indianapolis, where he averaged 17.2 points, 6.3 rebounds and 4.1 assists per game to garner IBCA Senior All-State Supreme 15 honors
- Received his undergraduate degree from Ball State in July of 2023, becoming the first college graduate in his family, and is currently studying sports communications at Nebraska

MISC. STATS

| Category | 2023-24 | Career* |
|-------------------|---------|---------|
| 10+ Points | 0 | 51 |
| 20+ Points | 0 | 9 |
| 30+ Points | 0 | 0 |
| 40+ Points | 0 | 0 |
| Double-Doubles | 0 | 11 |
| 10+ Rebounds | 0 | 13 |
| 10+ Assists | 0 | 0 |
| Led NU in Scoring | 0 | 0 |
| Led NU in Reb. | 0 | 0 |
| Led NU in Assists | 3 | 3 |

*Includes Ball State/Missouri

SEASON/CAREER HIGHS

| | |
|----------------------------|-------------------------------------|
| Points | |
| Season: | 8, South Carolina State (12/29/23) |
| College Career: | 33, Toledo (3/11/21) |
| Rebounds | |
| Season: | 6, Lindenwood (11/6/23) |
| College Career: | 13, at Ole Miss (1/18/22) |
| Field Goals | |
| Season: | 3,, South Carolina State (12/29/23) |
| College Career: | 12, Toledo (3/11/21) |
| 3-Point Field Goals | |
| Season: | 2,, South Carolina State (12/29/23) |
| College Career: | 7, Two times (last, 1/24/23) |
| Free Throws | |
| Season: | 2, Two times (last, 11/15/23) |
| College Career: | 9, Kent State (2/21/23) |
| Free Throw Attempts | |
| Season: | 3, Florida A&M (11/9/23) |
| College Career: | 10, Kent State (2/21/23) |
| Assists | |
| Season: | 6, South Carolina State (12/29/23) |
| College Career: | 8, Four times (last, 2/21/23) |
| Steals | |
| Season: | 1, Three times (last, 12/29/23) |
| College Career: | 4, Two times (last, 1/17/23) |
| Blocks | |
| Season: | 1, Florida A&M (11/9/23) |
| College Career: | 2, Three times (last, 12/10/22) |
| Minutes Played | |
| Season: | 20, Two times (last, 12/29/23) |
| College Career: | 43, Eastern Michigan (2/3/23) |

CAREER STATS

| | | Field Goals | | | | 3-Point | | F-Throws | | Rebounds | | | | | | | | Scoring | | |
|----------------|------|-------------|-----------|----------|------|----------|------|----------|------|----------|-----|-----|-----|-------|-----|-----|-----|---------|------|------|
| SEASON | TEAM | GP-GS | MIN/AVG | FG-FGA | FG% | 3FG-3FGA | 3FG% | FT-FTA | FT% | OFF | DEF | TOT | AVG | PF-FO | A | TO | BLK | STL | PTS | AVG |
| 2019-20 | BSU | 31-25 | 791/25.5 | 109-239 | .456 | 26-80 | .325 | 44-67 | .657 | 25 | 123 | 148 | 4.8 | 56-1 | 91 | 83 | 8 | 27 | 288 | 9.3 |
| 2020-21 | BSU | 13-10 | 351/27.0 | 62-130 | .477 | 31-73 | .425 | 25-32 | .781 | 15 | 53 | 68 | 5.2 | 25-0 | 42 | 41 | 6 | 9 | 180 | 13.8 |
| 2021-22 | MIZ | 31-21 | 888/28.6 | 97-269 | .361 | 46-152 | .303 | 27-42 | .643 | 15 | 90 | 105 | 3.4 | 64-2 | 86 | 85 | 7 | 28 | 267 | 8.6 |
| 2022-23 | BSU | 30-30 | 1026/34.2 | 143-380 | .376 | 68-193 | .352 | 76-98 | .776 | 17 | 129 | 146 | 4.9 | 76-1 | 115 | 75 | 10 | 40 | 430 | 14.3 |
| 2023-24 | Nebr | 11-0 | 140/12.7 | 8-34 | .235 | 4-21 | .190 | 7-11 | .636 | 1 | 19 | 20 | 1.8 | 11-0 | 26 | 17 | 1 | 3 | 27 | 2.5 |
| TOTAL FOR Nebr | | 11-0 | 140/12.7 | 8-34 | .235 | 4-21 | .190 | 7-11 | .636 | 1 | 19 | 20 | 1.8 | 11-0 | 26 | 17 | 1 | 3 | 27 | 2.5 |
| TOTAL | | 116-86 | 3195/27.5 | 419-1052 | .398 | 175-519 | .337 | 179-250 | .716 | 73 | 414 | 487 | 4.2 | 232-4 | 360 | 301 | 32 | 107 | 1192 | 10.3 |

2023-24 GAME BY GAME

| Opponent | Date | GS | MIN | Total | | 3-Pointers | | Free throws | | Rebounds | | | | PF | | TO | | BLK | STL | PTS | AVG |
|--------------------|------------|----|--------|--------|------|------------|------|-------------|-------|----------|-----|-----|-----|----|----|----|---|-----|-----|-----|-----|
| | | | | FG-FGA | PCT | 3FG-3FGA | PCT | FT-FTA | PCT | OFF | DEF | TOT | AVG | A | A | | | | | | |
| Lindenwood | 11/06/2023 | | 19:47 | 1-3 | .333 | 1-2 | .500 | 2-2 | 1.000 | 0 | 6 | 6 | 6.0 | 1 | 4 | 2 | 0 | 1 | 5 | 5.0 | |
| Florida A&M | 11/09/2023 | | 17:54 | 1-3 | .333 | 1-3 | .333 | 1-3 | .333 | 0 | 3 | 3 | 4.5 | 0 | 3 | 3 | 1 | 0 | 4 | 4.5 | |
| Rider | 11/13/2023 | | 18:46 | 1-5 | .200 | 0-3 | .000 | 1-2 | .500 | 0 | 3 | 3 | 4.0 | 1 | 2 | 0 | 0 | 0 | 3 | 4.0 | |
| Stony Brook | 11/15/2023 | | 10:47 | 1-2 | .500 | 0-1 | .000 | 2-2 | 1.000 | 0 | 1 | 1 | 3.3 | 1 | 2 | 2 | 0 | 0 | 4 | 4.0 | |
| vs Oregon St. | 11/18/2023 | | 14:50 | 0-2 | .000 | 0-2 | .000 | 1-2 | .500 | 0 | 2 | 2 | 3.0 | 1 | 3 | 0 | 0 | 1 | 1 | 3.4 | |
| Duquesne | 11/22/2023 | | 13:38 | 1-5 | .200 | 0-1 | .000 | 0-0 | .000 | 1 | 1 | 2 | 2.8 | 1 | 4 | 0 | 0 | 0 | 2 | 3.2 | |
| Cal St. Fullerton | 11/26/2023 | | 08:31 | 0-2 | .000 | 0-1 | .000 | 0-0 | .000 | 0 | 2 | 2 | 2.7 | 1 | 2 | 4 | 0 | 0 | 0 | 2.7 | |
| Creighton | 12/03/2023 | | 10:36 | 0-4 | .000 | 0-2 | .000 | 0-0 | .000 | 0 | 1 | 1 | 2.5 | 2 | 0 | 0 | 0 | 0 | 0 | 2.4 | |
| at Minnesota | 12/06/2023 | | 03:25 | 0-1 | .000 | 0-1 | .000 | 0-0 | .000 | 0 | 0 | 0 | 2.2 | 2 | 0 | 0 | 0 | 0 | 0 | 2.1 | |
| South Carolina St. | 12/29/2023 | | 19:30 | 3-7 | .429 | 2-5 | .400 | 0-0 | .000 | 0 | 0 | 0 | 2.0 | 1 | 6 | 6 | 0 | 1 | 8 | 2.7 | |
| at Maryland | 01/27/2024 | | 02:01 | 0-0 | .000 | 0-0 | .000 | 0-0 | .000 | 0 | 0 | 0 | 1.8 | 0 | 0 | 0 | 0 | 0 | 0 | 2.5 | |
| Totals | | 0 | 139:45 | 8-34 | .235 | 4-21 | .190 | 7-11 | .636 | 1 | 19 | 20 | 1.8 | 11 | 26 | 17 | 1 | 3 | 27 | 2.5 | |

Player Averages

| Games Played | Minutes/ game | Points/ game | FG Pct | 3FG Pct | FT Pct | Rebounds/ game | Assists/ game | Turnovers/ game | Assist/Turnover ratio | Steals/ game | Blocks/ game |
|--------------|---------------|--------------|--------|---------|--------|----------------|---------------|-----------------|-----------------------|--------------|--------------|
| 11 | 12.7 | 2.5 | 23.5 | 19.0 | 63.6 | 1.8 | 2.4 | 1.5 | 1.5 | 0.3 | 0.1 |

JAMARQUES LAWRENCE

SOPHOMORE • GUARD • 6-3 • 182 • PLAINFIELD, N.J. • ROSELLE CATHOLIC



2023-24 HONORS

- Had started at point guard for most of the season before moving to a first guard off the bench in recent weeks
- Tied for team-high honors with 14 points on 5-of-7 shooting and a team-high five assists at Ohio State
- Reached double figures with 11 points, including 3-of-4 from 3-point range, in the win over Minnesota
- Enjoyed his best game as a Husker at Indiana with a career-high 19 points, including 5-of-5 from 3-point range, six rebounds and five assists
- Played well against Penn State with eight points, two assists and a steal in 21 minutes
- Came off the bench at Northwestern and provided a spark with 12 points and a pair of steals
- Matched his career high with six assists and added four rebounds against Ohio State
- Reached double figures for the fourth time this season with 10 points, five rebounds and three assists against Northwestern
- Totaled seven points, six rebounds and five assists in the loss at Rutgers
- Finished with 12 points, three assists and a career-high four steals in the win over Indiana
- Finished with 14 points and three assists in the win over North Dakota, including eight points in an 11-2 stretch after UND got within one point
- Tallied a career-high 16 points and seven rebounds in the loss at Minnesota
- Had 11 points and a career-high six assists in the win over Cal State Fullerton on Nov. 26.
- Played in 28 games, including 12 starts, as a true freshman, averaging 5.7 points per game while shooting 37 percent from 3-point range.
- Started NU's final 12 games of 2022-23, averaging 9.0 points, 3.5 rebounds and 1.9 assists per game and totaling seven double-figure efforts.
- Starred at Roselle (N.J.) Catholic, helping the school to a 29-3 record, a state title and a top-10 national finish in 2021-22
- Earned first-team all-state honors as a senior, averaging 15.9 points, 5.0 rebounds and 3.5 assists per game
- Attended the same high school as C.J. Wilcher, although their tenures at the school did not overlap
- Totaled 1,447 points, including over 200 3-pointers, as well as 280 rebounds and 250 assists during his high school career

CAREER STATS

| | | Field Goals | | 3-Point | | F-Throws | | Rebounds | | PF-FO | | A | | TO BLK STL | | Scoring | |
|---------|------|-------------|-----------|---------|------|----------|------|----------|------|-------|-----|-----|-----|------------|-----|---------|-----|
| SEASON | TEAM | GP-GS | MIN/AVG | FG-FGA | FG% | 3FG-3FGA | 3FG% | FT-FTA | FT% | OFF | DEF | TOT | AVG | PF | FO | PTS | AVG |
| 2022-23 | Nebr | 28-12 | 506/18.1 | 50-123 | .407 | 28-75 | .373 | 12-31 | .387 | 8 | 53 | 61 | 2.2 | 41-0 | 28 | 30 | 4 |
| 2023-24 | Nebr | 30-23 | 712/23.7 | 71-175 | .406 | 32-91 | .352 | 29-38 | .763 | 9 | 90 | 99 | 3.3 | 64-0 | 79 | 64 | 0 |
| TOTAL | | 58-35 | 1218/21.0 | 121-298 | .406 | 60-166 | .361 | 41-69 | .594 | 17 | 143 | 160 | 2.8 | 105-0 | 107 | 94 | 4 |

MISC. STATS

| Category | 2023-24 | Career |
|-------------------|---------|--------|
| 10+ Points | 9 | 16 |
| 20+ Points | 0 | 0 |
| 30+ Points | 0 | 0 |
| 40+ Points | 0 | 0 |
| Double-Doubles | 0 | 0 |
| 10+ Rebounds | 0 | 0 |
| 10+ Assists | 0 | 0 |
| Led NU in Scoring | 1 | 1 |
| Led NU in Reb. | 2 | 3 |
| Led NU in Assists | 12 | 12 |

SEASON/CAREER HIGHS

| | |
|----------------------------|---------------------------------|
| Points | |
| Season: | 19, at Indiana (2/21/24) |
| College Career: | same |
| Rebounds | |
| Season: | 7, at Minnesota (12/6/23) |
| College Career: | 9, Penn State (2/5/23) |
| Field Goals | |
| Season: | 6, at Indiana (2/21/24) |
| College Career: | 7, vs. Michigan State (2/28/23) |
| 3-Point Field Goals | |
| Season: | 5, at Indiana (2/21/24) |
| College Career: | 5, Two times (last, 2/21/24) |
| Free Throws | |
| Season: | 4, North Dakota (12/20/23) |
| College Career: | same |
| Free Throw Attempts | |
| Season: | 6, North Dakota (12/20/23) |
| College Career: | 6, Two times (last, 1/23/24) |
| Assists | |
| Season: | 6, Two times (last, 1/23/24) |
| College Career: | Same |
| Steals | |
| Season: | 3, Florida A&M (11/9/23) |
| College Career: | Same |
| Blocks | |
| Season: | None |
| College Career: | 1, Four times (last, 2/14/23) |
| Minutes Played | |
| Season: | 34, at Rutgers (1/17/24) |
| College Career: | 35, vs. Wisconsin (2/11/23) |

2023-24 GAME BY GAME

| | | Total | | 3-Pointers | | Free throws | | Rebounds | | PF | | A | | TO BLK STL | | PTS | |
|--------------------|------------|-------|-------|------------|--------|-------------|-------|----------|-------|------|-----|-----|-----|------------|----|-----|-----|
| Opponent | Date | GS | MIN | FG-FGA | PCT | 3FG-3FGA | PCT | FT-FTA | PCT | OFF | DEF | TOT | AVG | PF | FO | PTS | AVG |
| Lindenwood | 11/06/2023 | * | 18:22 | 2-8 | .250 | 2-6 | .333 | 1-2 | .500 | 2 | 4 | 6 | 6.0 | 3 | 1 | 2 | 7 |
| Florida A&M | 11/09/2023 | * | 24:40 | 2-6 | .333 | 0-3 | .000 | 1-2 | .500 | 0 | 5 | 5 | 5.5 | 1 | 4 | 4 | 5 |
| Rider | 11/13/2023 | * | 24:48 | 0-5 | .000 | 0-2 | .000 | 0-0 | .000 | 0 | 3 | 3 | 4.7 | 2 | 2 | 1 | 0 |
| Stony Brook | 11/15/2023 | * | 27:26 | 4-8 | .500 | 0-2 | .000 | 0-0 | .000 | 1 | 4 | 5 | 4.8 | 3 | 4 | 3 | 0 |
| vs Oregon St. | 11/18/2023 | * | 22:45 | 1-3 | .333 | 0-0 | .000 | 1-1 | 1.000 | 0 | 5 | 5 | 4.8 | 2 | 3 | 0 | 0 |
| Duquesne | 11/22/2023 | * | 26:22 | 2-4 | .500 | 2-4 | .500 | 0-0 | .000 | 0 | 2 | 2 | 4.3 | 1 | 3 | 0 | 0 |
| Cal St. Fullerton | 11/26/2023 | * | 27:25 | 4-10 | .400 | 1-5 | .200 | 2-2 | 1.000 | 1 | 1 | 2 | 4.0 | 1 | 6 | 0 | 0 |
| Creighton | 12/03/2023 | * | 29:09 | 0-3 | .000 | 0-3 | .000 | 1-2 | .500 | 0 | 4 | 4 | 4.0 | 2 | 2 | 0 | 0 |
| at Minnesota | 12/06/2023 | * | 32:56 | 5-9 | .556 | 3-5 | .600 | 3-4 | .750 | 1 | 6 | 7 | 4.3 | 3 | 1 | 7 | 0 |
| Michigan St. | 12/10/2023 | * | 25:54 | 1-5 | .200 | 0-1 | .000 | 0-0 | .000 | 0 | 3 | 3 | 4.2 | 2 | 4 | 2 | 0 |
| at Kansas St. | 12/17/2023 | * | 24:23 | 1-6 | .167 | 0-3 | .000 | 0-0 | .000 | 1 | 3 | 4 | 4.2 | 2 | 2 | 4 | 0 |
| North Dakota | 12/20/2023 | * | 31:19 | 4-10 | .400 | 2-6 | .333 | 4-6 | .667 | 1 | 0 | 1 | 3.9 | 0 | 3 | 1 | 0 |
| South Carolina St. | 12/29/2023 | * | 12:51 | 2-5 | .400 | 1-2 | .500 | 3-4 | .750 | 0 | 3 | 3 | 3.8 | 3 | 1 | 4 | 0 |
| Indiana | 01/03/2024 | * | 30:36 | 4-8 | .500 | 2-6 | .333 | 2-2 | 1.000 | 0 | 3 | 3 | 3.8 | 3 | 3 | 1 | 0 |
| at Wisconsin | 01/06/2024 | * | 16:35 | 1-3 | .333 | 1-2 | .500 | 0-0 | .000 | 0 | 2 | 2 | 3.7 | 3 | 0 | 3 | 0 |
| Purdue | 01/09/2024 | * | 18:24 | 0-2 | .000 | 0-0 | .000 | 0-0 | .000 | 0 | 4 | 4 | 3.7 | 3 | 1 | 1 | 0 |
| at Iowa | 01/12/2024 | * | 09:31 | 0-2 | .000 | 0-2 | .000 | 0-0 | .000 | 0 | 1 | 1 | 3.5 | 2 | 1 | 0 | 0 |
| at Rutgers | 01/17/2024 | * | 34:03 | 2-8 | .250 | 0-5 | .000 | 3-3 | 1.000 | 0 | 6 | 6 | 3.7 | 3 | 5 | 2 | 0 |
| Northwestern | 01/20/2024 | * | 28:10 | 4-5 | .800 | 2-2 | 1.000 | 0-0 | .000 | 0 | 5 | 5 | 3.7 | 3 | 3 | 4 | 0 |
| Ohio St. | 01/23/2024 | * | 30:49 | 1-6 | .167 | 0-1 | .000 | 0-0 | .000 | 1 | 3 | 4 | 3.8 | 3 | 6 | 1 | 0 |
| at Maryland | 01/27/2024 | * | 25:32 | 3-5 | .600 | 2-3 | .667 | 0-0 | .000 | 0 | 2 | 2 | 3.7 | 1 | 2 | 4 | 0 |
| Wisconsin | 02/01/2024 | * | 18:23 | 2-5 | .400 | 0-2 | .000 | 0-1 | .000 | 0 | 1 | 1 | 3.5 | 0 | 4 | 1 | 0 |
| at Illinois | 02/04/2024 | * | 15:26 | 1-3 | .333 | 0-1 | .000 | 0-0 | .000 | 0 | 1 | 1 | 3.4 | 2 | 1 | 1 | 0 |
| at Northwestern | 02/07/2024 | * | 21:19 | 4-6 | .667 | 1-2 | .500 | 3-4 | .750 | 0 | 0 | 0 | 3.3 | 3 | 2 | 2 | 0 |
| Michigan | 02/10/2024 | * | 23:05 | 2-9 | .222 | 1-5 | .200 | 0-0 | .000 | 1 | 5 | 6 | 3.4 | 0 | 1 | 1 | 0 |
| Penn St. | 02/17/2024 | * | 20:52 | 3-8 | .375 | 0-2 | .000 | 2-2 | 1.000 | 0 | 1 | 1 | 3.3 | 2 | 2 | 2 | 0 |
| at Indiana | 02/21/2024 | * | 23:29 | 6-8 | .750 | 5-5 | 1.000 | 2-2 | 1.000 | 0 | 6 | 6 | 3.4 | 2 | 5 | 1 | 0 |
| Minnesota | 02/25/2024 | * | 26:46 | 4-6 | .667 | 3-4 | .750 | 0-0 | .000 | 0 | 4 | 4 | 3.4 | 3 | 2 | 4 | 0 |
| at Ohio St. | 02/29/2024 | * | 29:49 | 5-7 | .714 | 3-5 | .600 | 1-1 | 1.000 | 0 | 0 | 0 | 3.3 | 4 | 5 | 2 | 0 |
| Rutgers | 03/03/2024 | * | 10:52 | 1-2 | .500 | 1-2 | .500 | 0-0 | .000 | 0 | 3 | 3 | 3.3 | 2 | 0 | 4 | 0 |
| Totals | | | 23 | 711:60 | 71-175 | .406 | 32-91 | .352 | 29-38 | .763 | 9 | 90 | 99 | 3.3 | 64 | 79 | 64 |

Player Averages

| Games Played | Minutes/game | Points/game | FG Pct | 3FG Pct | FT Pct | Rebounds/game | Assists/game | Turnovers/game | Assist/Turnover ratio | Steals/game | Blocks/game |
|--------------|--------------|-------------|--------|---------|--------|---------------|--------------|----------------|-----------------------|-------------|-------------|
| 30 | 23.7 | 6.8 | 40.6 | 35.2 | 76.3 | 3.3 | 2.6 | 2.1 | 1.2 | 0.8 | 0.0 |



KEISEI TOMINAGA

SENIOR • GUARD • 6-2 • 179 • MORIYAMA NAGOYA AICHI, JAPAN • RANGER COLLEGE

- Senior guard who is a preseason All-Big Ten selection and one of the best shooters in college basketball
- Led Nebraska with 18 points, including seven in a 48-second span after Rutgers pulled within 54-48, and added three rebounds
- Had 18 of his 20 points in the first half in the win at Indiana, hitting four 3-pointers and adding three assists
- Led NU with 19 points, including 3-of-6 from 3-point range, and added two assists and two steals against Michigan
- Finished with a career-high 31 points, including 5-of-7 from 3-point range, and three assists in the OT loss at No. 14 Illinois
- Scored seven of his 14 points in the final three minutes in the win over Northwestern while grabbing a career-high six boards
- Matched his career high with five 3-pointers on his way to a 19-point, four-assist performance in the win over No. 1 Purdue
- Topped NU with 17 points on 7-of-10 shooting at No. 21 Wisconsin
- Led NU with a season-high 28 points on 9-of-15 shooting against Indiana
- Led NU with 20 points and grabbed three rebounds in the loss to No. 15 Creighton
- Finished with 17 points without missing a shot (5-5 FG, 3-3 3pt, 4-4 FT) and tied a career-high with four rebounds vs. Cal State Fullerton
- Led NU with 23 points in the win over Duquesne, going 9-of-10 from the line
- Missed NU's first two games with an ankle injury suffered in the first half of NU's exhibition game against Doane
- Played for Japanese National Team over the summer, helping his nation qualify for the 2024 Olympics
- Averaged 11.4 points per game, including 38 percent from 3-point range, as Japan went 3-2 in its most successful World Cup appearance
- Earned honorable-mention All-Big Ten honors, averaging 13.1 points on 50 percent shooting, including 40 percent 3-point shooting.
- Moved into the starting lineup in late January and averaged 17.4 ppg over Nebraska's final 14 games
- Totaled nine 20-point games in 2022-23, highlighted by a career-high 30-point effort against Penn State on Feb. 5, 2023
- Represented Japan in 3x3 Basketball in the 2020 Tokyo Olympics
- Spent two seasons at Ranger (Texas) College, earning second-team NJCAA All-America honors in 2020-21, averaging 16.3 points per game on 51 percent shooting, ranking ninth in 3-pointers per game (3.4/gm) and 19th in 3-point percentage (48.7)
- His father (Hiroyuki) was a center on the Japan national team and played in the 1998 FIBA World Championship (precursor to FIBA World Cup)

2023-24 HONORS

- Preseason All-Big Ten
- NU Scholar-Athlete Honor Roll (Fall, 2023)
- Japan Senior National Team
- FIBA World Cup Player of the Game vs. Cape Verde

MISC. STATS

| Category | 2023-24 | Career |
|-------------------|---------|--------|
| 10+ Points | 18 | 47 |
| 20+ Points | 5 | 15 |
| 30+ Points | 1 | 2 |
| 40+ Points | 0 | 0 |
| Double-Doubles | 0 | 0 |
| 10+ Rebounds | 0 | 0 |
| 10+ Assists | 0 | 0 |
| Led NU in Scoring | 10 | 23 |
| Led NU in Reb. | 0 | 0 |
| Led NU in Assists | 3 | 3 |

SEASON/CAREER HIGHS

| | | |
|----------------------------|--------------------------------|--|
| Points | | |
| Season: | 31, at Illinois (2/4/24) | |
| College Career: | Same | |
| Rebounds | | |
| Season: | 6, Northwestern (1/20/24) | |
| College Career: | Same | |
| Field Goals | | |
| Season: | 9, Two times (last, 2/4/24) | |
| College Career: | 12, Penn State (2/5/23) | |
| 3-Point Field Goals | | |
| Season: | 5, Two times (last, 2/4/24) | |
| College Career: | 5, Six Times (last, 2/4/24) | |
| Free Throws | | |
| Season: | 9, Duquesne (11/22/23) | |
| College Career: | Same | |
| Free Throw Attempts | | |
| Season: | 10, Duquesne (11/22/23) | |
| College Career: | Same | |
| Assists | | |
| Season: | 4, Two times (last, 1/9/24) | |
| College Career: | Same | |
| Steals | | |
| Season: | 5, at Kansas State (12/17/23) | |
| College Career: | Same | |
| Blocks | | |
| Season: | None | |
| College Career: | 1, Three times (last, 2/14/23) | |
| Minutes Played | | |
| Season: | 33, Three times (last, 2/4/24) | |
| College Career: | 43, Two times (2/18/23) | |

CAREER STATS

| | | Field Goals | | | | 3-Point | | F-Throws | | Rebounds | | | | | | | | Scoring | | |
|---------|------|-------------|-----------|---------|------|----------|------|----------|------|----------|-----|-----|-----|-------|----|----|-----|---------|-----|------|
| SEASON | TEAM | GP-GS | MIN/AVG | FG-FGA | FG% | 3FG-3FGA | 3FG% | FT-FTA | FT% | OFF | DEF | TOT | AVG | PF-FO | A | TO | BLK | STL | PTS | AVG |
| 2021-22 | Nebr | 30-11 | 493/16.4 | 59-158 | .373 | 36-109 | .330 | 16-19 | .842 | 8 | 37 | 45 | 1.5 | 20-0 | 18 | 10 | 1 | 23 | 170 | 5.7 |
| 2022-23 | Nebr | 32-14 | 803/25.1 | 154-306 | .503 | 66-165 | .400 | 46-53 | .868 | 10 | 41 | 51 | 1.6 | 31-0 | 22 | 27 | 2 | 18 | 420 | 13.1 |
| 2023-24 | Nebr | 28-28 | 720/25.7 | 134-298 | .450 | 60-167 | .359 | 64-72 | .889 | 8 | 53 | 61 | 2.2 | 36-0 | 35 | 30 | 0 | 25 | 392 | 14.0 |
| TOTAL | | 90-53 | 2016/22.4 | 347-762 | .455 | 162-441 | .367 | 126-144 | .875 | 26 | 131 | 157 | 1.7 | 87-0 | 75 | 67 | 3 | 66 | 982 | 10.9 |

2023-24 GAME BY GAME

| Opponent | Date | GS | MIN | Total | | 3-Pointers | | Free throws | | Rebounds | | | | | | | | PTS | AVG | | |
|--------------------|------------|----|-------|--------|---------|------------|--------|-------------|-------|----------|-----|-----|-----|-----|----|----|-----|-----|------|------|------|
| | | | | FG-FGA | PCT | 3FG-3FGA | PCT | FT-FTA | PCT | OFF | DEF | TOT | AVG | PF | A | TO | BLK | | | STL | |
| Rider | 11/13/2023 | * | 22:07 | 3-13 | .231 | 3-11 | .273 | 0-0 | .000 | 0 | 1 | 1 | 1.0 | 0 | 1 | 0 | 0 | 9 | 9.0 | | |
| Stony Brook | 11/15/2023 | * | 25:48 | 7-11 | .636 | 2-6 | .333 | 0-3 | .000 | 0 | 3 | 3 | 2.0 | 0 | 2 | 2 | 0 | 2 | 16 | 12.5 | |
| vs Oregon St. | 11/18/2023 | * | 25:09 | 3-6 | .500 | 2-3 | .667 | 0-0 | .000 | 0 | 2 | 2 | 2.0 | 2 | 2 | 0 | 2 | 8 | 11.0 | | |
| Duquesne | 11/22/2023 | * | 23:15 | 6-12 | .500 | 2-7 | .286 | 9-10 | .900 | 0 | 2 | 2 | 2.0 | 1 | 0 | 0 | 0 | 23 | 14.0 | | |
| Cal St. Fullerton | 11/26/2023 | * | 25:22 | 5-5 | 1.000 | 3-3 | 1.000 | 4-4 | 1.000 | 1 | 3 | 4 | 2.4 | 0 | 0 | 1 | 0 | 0 | 17 | 14.6 | |
| Creighton | 12/03/2023 | * | 24:48 | 8-16 | .500 | 1-4 | .250 | 3-4 | .750 | 0 | 3 | 3 | 2.5 | 1 | 0 | 1 | 0 | 1 | 20 | 15.5 | |
| at Minnesota | 12/06/2023 | * | 24:04 | 0-5 | .000 | 0-4 | .000 | 4-4 | 1.000 | 0 | 0 | 0 | 2.1 | 2 | 0 | 1 | 0 | 0 | 4 | 13.9 | |
| Michigan St. | 12/10/2023 | * | 29:48 | 5-12 | .417 | 3-7 | .429 | 2-2 | 1.000 | 0 | 0 | 0 | 1.9 | 1 | 1 | 0 | 0 | 1 | 15 | 14.0 | |
| at Kansas St. | 12/17/2023 | * | 26:30 | 3-11 | .273 | 3-9 | .333 | 0-0 | .000 | 1 | 2 | 3 | 2.0 | 2 | 4 | 0 | 0 | 5 | 9 | 13.4 | |
| North Dakota | 12/20/2023 | * | 20:33 | 4-11 | .364 | 1-6 | .167 | 5-5 | 1.000 | 0 | 2 | 2 | 2.0 | 1 | 0 | 0 | 0 | 0 | 14 | 13.5 | |
| South Carolina St. | 12/29/2023 | * | 16:26 | 2-5 | .400 | 1-3 | .333 | 0-0 | .000 | 1 | 4 | 5 | 2.3 | 1 | 1 | 0 | 0 | 3 | 5 | 12.7 | |
| Indiana | 01/03/2024 | * | 26:46 | 9-15 | .600 | 4-10 | .400 | 6-7 | .857 | 0 | 1 | 1 | 2.2 | 1 | 1 | 0 | 0 | 0 | 28 | 14.0 | |
| at Wisconsin | 01/06/2024 | * | 31:51 | 7-10 | .700 | 3-6 | .500 | 0-0 | .000 | 0 | 0 | 0 | 2.0 | 1 | 2 | 2 | 0 | 0 | 17 | 14.2 | |
| Purdue | 01/09/2024 | * | 32:12 | 5-12 | .417 | 5-9 | .556 | 4-4 | 1.000 | 0 | 1 | 1 | 1.9 | 1 | 4 | 2 | 0 | 1 | 19 | 14.6 | |
| at Iowa | 01/12/2024 | * | 30:55 | 6-10 | .600 | 1-5 | .200 | 0-0 | .000 | 0 | 0 | 0 | 1.8 | 2 | 1 | 3 | 0 | 0 | 13 | 14.5 | |
| at Rutgers | 01/17/2024 | * | 32:45 | 5-14 | .357 | 4-8 | .500 | 2-2 | 1.000 | 0 | 1 | 1 | 1.8 | 2 | 0 | 0 | 0 | 2 | 16 | 14.6 | |
| Northwestern | 01/20/2024 | * | 27:21 | 5-11 | .455 | 2-4 | .500 | 2-2 | 1.000 | 1 | 5 | 6 | 2.0 | 1 | 0 | 1 | 0 | 1 | 14 | 14.5 | |
| Ohio St. | 01/23/2024 | * | 14:10 | 2-6 | .333 | 1-3 | .333 | 0-0 | .000 | 0 | 1 | 1 | 1.9 | 2 | 2 | 0 | 0 | 1 | 5 | 14.0 | |
| at Maryland | 01/27/2024 | * | 21:36 | 3-10 | .300 | 1-5 | .200 | 0-0 | .000 | 0 | 1 | 1 | 1.9 | 0 | 0 | 2 | 0 | 1 | 7 | 13.6 | |
| Wisconsin | 02/01/2024 | * | 19:01 | 1-7 | .143 | 0-4 | .000 | 0-0 | .000 | 0 | 3 | 3 | 2.0 | 0 | 0 | 1 | 0 | 0 | 2 | 13.1 | |
| at Illinois | 02/04/2024 | * | 32:41 | 9-14 | .643 | 5-7 | .714 | 8-8 | 1.000 | 0 | 3 | 3 | 2.0 | 1 | 3 | 2 | 0 | 0 | 31 | 13.9 | |
| at Northwestern | 02/07/2024 | * | 27:34 | 3-7 | .429 | 0-3 | .000 | 5-5 | 1.000 | 0 | 3 | 3 | 2.0 | 3 | 0 | 2 | 0 | 0 | 11 | 13.8 | |
| Michigan | 02/10/2024 | * | 28:10 | 8-14 | .571 | 3-6 | .500 | 0-0 | .000 | 0 | 1 | 1 | 2.0 | 2 | 2 | 0 | 0 | 2 | 19 | 14.0 | |
| Penn St. | 02/17/2024 | * | 28:34 | 6-14 | .429 | 3-8 | .375 | 2-2 | 1.000 | 0 | 2 | 2 | 2.0 | 2 | 2 | 1 | 0 | 0 | 17 | 14.1 | |
| at Indiana | 02/21/2024 | * | 30:03 | 8-15 | .533 | 4-9 | .444 | 0-0 | .000 | 0 | 3 | 3 | 2.0 | 1 | 3 | 1 | 0 | 1 | 20 | 14.4 | |
| Minnesota | 02/25/2024 | * | 19:47 | 2-7 | .286 | 0-4 | .000 | 2-2 | 1.000 | 0 | 2 | 2 | 2.0 | 4 | 2 | 2 | 0 | 1 | 6 | 14.0 | |
| at Ohio St. | 02/29/2024 | * | 23:37 | 3-12 | .250 | 2-7 | .286 | 1-2 | .500 | 2 | 3 | 5 | 2.1 | 1 | 1 | 2 | 0 | 1 | 9 | 13.9 | |
| Rutgers | 03/03/2024 | * | 28:43 | 6-13 | .462 | 1-6 | .167 | 5-6 | .833 | 2 | 1 | 3 | 2.2 | 1 | 1 | 2 | 0 | 0 | 18 | 14.0 | |
| Totals | | | 28 | 719:37 | 134-298 | .450 | 60-167 | .359 | 64-72 | .889 | 8 | 53 | 61 | 2.2 | 36 | 35 | 30 | 0 | 25 | 392 | 14.0 |

Player Averages

| Games Played | Minutes/game | Points/game | FG Pct | 3FG Pct | FT Pct | Rebounds/game | Assists/game | Turnovers/game | Assist/Turnover ratio | Steals/game | Blocks/game |
|--------------|--------------|-------------|--------|---------|--------|---------------|--------------|----------------|-----------------------|-------------|-------------|
| 28 | 25.7 | 14.0 | 45.0 | 35.9 | 88.9 | 2.2 | 1.3 | 1.1 | 1.2 | 0.9 | 0.0 |



2023-24 HONORS

- Netherlands Senior National Team
- NU Scholar-Athlete Honor Roll (Fall, 2023)

MISC. STATS

| Category | 2023-24 | Career* |
|-------------------|---------|---------|
| 10+ Points | 18 | 74 |
| 20+ Points | 4 | 12 |
| 30+ Points | 1 | 2 |
| 40+ Points | 0 | 0 |
| Double-Doubles | 6 | 26 |
| 10+ Rebounds | 7 | 30 |
| 10+ Assists | 0 | 0 |
| Led NU in Scoring | 6 | 6 |
| Led NU in Reb. | 15 | 15 |
| Led NU in Assists | 5 | 5 |

*Includes Bradley

SEASON/CAREER HIGHS

| | |
|----------------------------|---------------------------------|
| Points | |
| Season: | 34, Ohio State (1/23/24) |
| College Career: | Same |
| Rebounds | |
| Season: | 16, Florida A&M (11/9/23) |
| College Career: | 17, UIC (12/31/22) |
| Field Goals | |
| Season: | 13, Ohio State (1/23/24) |
| College Career: | same |
| 3-Point Field Goals | |
| Season: | 6, Ohio State (1/23/24) |
| College Career: | same |
| Free Throws | |
| Season: | 6, Two times (last, 11/22/23) |
| College Career: | 7, Two times (last, 12/17/22) |
| Free Throw Attempts | |
| Season: | 6, Three times (last, 11/22/23) |
| College Career: | 9, Two times (last, 12/17/22) |
| Assists | |
| Season: | 8, Michigan (2/10/24) |
| College Career: | Same |
| Steals | |
| Season: | 2, at Rutgers 1/17/24 |
| College Career: | 3, Two times (last, 12/22/22) |
| Blocks | |
| Season: | 2, Two times (last, 2/7/24) |
| College Career: | 3, Two times (last, 3/3/23) |
| Minutes Played | |
| Season: | 38, Wisconsin (2/1/24) |
| College Career: | 38, Three times (last, 2/1/24) |

RIENK MAST

JUNIOR • FORWARD • 6-10 • 248 • GRONINGEN, NETHERLANDS • BRADLEY

- Experienced post player who is comfortable on the block or stepping out to 3-point range and plays a significant role as a playmaker
- Has been in double figures 18 times and leads NU in rebounds and assists and is second in scoring
- Picked up his sixth double-double of the season at Ohio State with 14 points and 12 rebounds.
- Has four 20-point games, including 21 points at No. 14 Illinois and 20 points and eight rebounds in the win over No. 6 Wisconsin
- Totaled 11 points, a career-high eight assists and six rebounds in the win over Michigan
- Was dominant in the win over Ohio State with a career best 34 points on 13-of-17 shooting, including six 3-pointer, along with 10 rebounds, four assists and two blocked shots
- Shined vs. No. 1 Purdue with 18 points - including 14 in the first half - four rebounds and three assists while holding Zach Edey to 15 points
- Missed the North Dakota and South Carolina State games following a procedure on his knee on Dec. 18
- Totaled 19 points and 12 boards in the 62-46 win at Kansas State
- Grabbed 14 rebounds, dished out six assists and had eight points in the win over Michigan State
- Totaled 19 points on 8-of-12 shooting and nine rebounds against Cal State Fullerton
- Recorded his third double-double of the year against Oregon State with 15 points and 13 rebounds
- Became the first Husker since Aleks Maric in 2008 to have a game with at least 20 points and 15 rebounds when he finished with 20 points and 16 rebounds against Florida A&M
- Spent the summer playing for the Netherlands National Team as they tried to qualify for the 2024 Olympics. He averaged 6.0 points, 6.0 rebounds and 1.3 assists in the 2023 FIBA Olympic Pre-Qualifying Tournament and was second on the team in rebounds per game
- Played three seasons at Bradley, totaling 1,001 points and 657 rebounds after missing the 2019-20 season because of injury
- Earned first-team All-Missouri Valley Conference honors in 2022-23, leading Bradley in scoring (13.8 ppg) and rebounding (8.0 rpg) while shooting 51 percent from the floor and 35 percent from 3-point range.
- Graduated from Bradley with a degree in physics in May of 2023 and is working on a master's degree in applied science

CAREER STATS

| SEASON | TEAM | GP-GS | MIN/AVG | Field Goals | | 3-Point | | F-Throws | | Rebounds | | | | Scoring | | | |
|----------------|------|---------|-----------|-------------|------|----------|------|----------|------|----------|-----|-----|-----|---------|-----|-----|---------|
| | | | | FG-FGA | FG% | 3FG-3FGA | 3FG% | FT-FTA | FT% | OFF | DEF | TOT | AVG | PF-FO | A | TO | BLK-STL |
| 2020-21 | BRAD | 28-19 | 657/23.4 | 93-192 | .484 | 33-92 | .359 | 21-29 | .724 | 46 | 118 | 164 | 5.9 | 43-0 | 37 | 33 | 13 8 |
| 2021-22 | BRAD | 31-31 | 852/27.5 | 138-290 | .476 | 27-95 | .284 | 57-82 | .695 | 81 | 180 | 261 | 8.4 | 54-0 | 44 | 49 | 29 17 |
| 2022-23 | BRAD | 29-29 | 834/28.8 | 162-313 | .518 | 24-68 | .353 | 53-72 | .736 | 64 | 168 | 232 | 8.0 | 62-0 | 70 | 52 | 15 18 |
| 2023-24 | Nebr | 28-28 | 852/30.4 | 135-309 | .437 | 37-107 | .346 | 50-60 | .833 | 57 | 163 | 220 | 7.9 | 54-1 | 83 | 51 | 13 11 |
| TOTAL FOR Nebr | | 28-28 | 852/30.4 | 135-309 | .437 | 37-107 | .346 | 50-60 | .833 | 57 | 163 | 220 | 7.9 | 54-1 | 83 | 51 | 13 11 |
| TOTAL | | 116-107 | 3195/27.5 | 528-1104 | .478 | 121-362 | .334 | 181-243 | .745 | 248 | 629 | 877 | 7.6 | 213-1 | 234 | 185 | 70 54 |

2023-24 GAME BY GAME

| Opponent | Date | GS | MIN | Total | | 3-Pointers | | Free throws | | Rebounds | | | | PF | A | TO | BLK | STL | PTS | AVG | |
|-------------------|------------|----|-------|--------|---------|------------|--------|-------------|-------|----------|-----|-----|------|-----|----|----|-----|-----|-----|------|------|
| | | | | FG-FA | PCT | 3FG-3FA | PCT | FT-FTA | PCT | OFF | DEF | TOT | AVG | | | | | | | | |
| Lindenwood | 11/06/2023 | * | 25:18 | 5-7 | .714 | 1-3 | .333 | 2-3 | .667 | 1 | 5 | 6 | 6.0 | 1 | 3 | 2 | 0 | 0 | 13 | 13.0 | |
| Florida A&M | 11/09/2023 | * | 27:21 | 6-14 | .429 | 2-5 | .400 | 6-6 | 1.000 | 5 | 11 | 16 | 11.0 | 2 | 2 | 2 | 0 | 0 | 20 | 16.5 | |
| Rider | 11/13/2023 | * | 27:48 | 4-12 | .333 | 0-4 | .000 | 4-5 | .800 | 2 | 11 | 13 | 11.7 | 0 | 2 | 1 | 0 | 0 | 12 | 15.0 | |
| Stony Brook | 11/15/2023 | * | 27:33 | 5-8 | .625 | 2-4 | .500 | 2-2 | 1.000 | 1 | 7 | 8 | 10.8 | 2 | 5 | 2 | 0 | 0 | 14 | 14.8 | |
| vs Oregon St. | 11/18/2023 | * | 28:53 | 5-12 | .417 | 0-2 | .000 | 5-6 | .833 | 6 | 7 | 13 | 11.2 | 2 | 2 | 0 | 0 | 0 | 15 | 14.8 | |
| Duquesne | 11/22/2023 | * | 30:39 | 2-6 | .333 | 0-2 | .000 | 6-6 | 1.000 | 2 | 4 | 6 | 10.3 | 3 | 3 | 2 | 1 | 0 | 10 | 14.0 | |
| Cal St. Fullerton | 11/26/2023 | * | 28:54 | 8-12 | .667 | 3-3 | 1.000 | 0-0 | .000 | 4 | 5 | 9 | 10.1 | 0 | 3 | 2 | 0 | 0 | 19 | 14.7 | |
| Creighton | 12/03/2023 | * | 25:14 | 3-11 | .273 | 1-5 | .200 | 2-2 | 1.000 | 3 | 4 | 7 | 9.8 | 3 | 1 | 0 | 0 | 0 | 9 | 14.0 | |
| at Minnesota | 12/06/2023 | * | 30:05 | 2-7 | .286 | 0-2 | .000 | 0-0 | .000 | 2 | 3 | 5 | 9.2 | 3 | 3 | 1 | 0 | 1 | 4 | 12.9 | |
| Michigan St. | 12/10/2023 | * | 34:25 | 4-9 | .444 | 0-2 | .000 | 0-0 | .000 | 3 | 11 | 14 | 9.7 | 3 | 6 | 3 | 1 | 0 | 8 | 12.4 | |
| at Kansas St. | 12/17/2023 | * | 36:23 | 8-15 | .533 | 3-4 | .750 | 0-1 | .000 | 4 | 8 | 12 | 9.9 | 1 | 3 | 3 | 0 | 0 | 19 | 13.0 | |
| Indiana | 01/03/2024 | * | 29:47 | 3-10 | .300 | 0-3 | .000 | 3-4 | .750 | 0 | 3 | 3 | 9.3 | 3 | 3 | 2 | 0 | 1 | 9 | 12.7 | |
| at Wisconsin | 01/06/2024 | * | 32:06 | 6-14 | .429 | 2-7 | .286 | 2-4 | .500 | 1 | 5 | 6 | 9.1 | 1 | 2 | 0 | 1 | 1 | 16 | 12.9 | |
| Purdue | 01/09/2024 | * | 32:20 | 8-17 | .471 | 2-5 | .400 | 0-0 | .000 | 1 | 3 | 4 | 8.7 | 1 | 3 | 1 | 0 | 1 | 18 | 13.3 | |
| at Iowa | 01/12/2024 | * | 27:39 | 6-9 | .667 | 1-2 | .500 | 1-1 | 1.000 | 1 | 4 | 5 | 8.5 | 1 | 2 | 1 | 0 | 1 | 14 | 13.3 | |
| at Rutgers | 01/17/2024 | * | 36:15 | 2-12 | .167 | 0-3 | .000 | 0-1 | .000 | 3 | 5 | 8 | 8.4 | 5 | 2 | 2 | 1 | 2 | 4 | 12.8 | |
| Northwestern | 01/20/2024 | * | 32:03 | 4-11 | .364 | 0-1 | .000 | 0-0 | .000 | 2 | 6 | 8 | 8.4 | 1 | 6 | 5 | 1 | 0 | 8 | 12.5 | |
| Ohio St. | 01/23/2024 | * | 32:39 | 13-17 | .765 | 6-8 | .750 | 2-2 | 1.000 | 1 | 9 | 10 | 8.5 | 1 | 4 | 1 | 2 | 0 | 34 | 13.7 | |
| at Maryland | 01/27/2024 | * | 31:39 | 2-5 | .400 | 1-2 | .500 | 0-0 | .000 | 1 | 5 | 6 | 8.4 | 3 | 3 | 3 | 1 | 1 | 5 | 13.2 | |
| Wisconsin | 02/01/2024 | * | 38:32 | 8-18 | .444 | 2-8 | .250 | 2-2 | 1.000 | 1 | 7 | 8 | 8.4 | 2 | 3 | 1 | 0 | 0 | 20 | 13.6 | |
| at Illinois | 02/04/2024 | * | 36:57 | 8-21 | .381 | 4-9 | .444 | 2-2 | 1.000 | 1 | 5 | 6 | 8.2 | 1 | 2 | 2 | 1 | 1 | 22 | 14.0 | |
| at Northwestern | 02/07/2024 | * | 31:00 | 2-8 | .250 | 2-5 | .400 | 2-2 | 1.000 | 0 | 6 | 6 | 8.1 | 4 | 2 | 3 | 2 | 1 | 8 | 13.7 | |
| Michigan | 02/10/2024 | * | 34:24 | 4-10 | .400 | 1-3 | .333 | 2-2 | 1.000 | 2 | 4 | 6 | 8.0 | 2 | 8 | 3 | 1 | 0 | 11 | 13.6 | |
| Penn St. | 02/17/2024 | * | 26:25 | 5-7 | .714 | 1-2 | .500 | 1-2 | .500 | 2 | 7 | 9 | 8.1 | 2 | 1 | 2 | 0 | 0 | 12 | 13.5 | |
| at Indiana | 02/21/2024 | * | 22:33 | 1-5 | .200 | 0-2 | .000 | 0-0 | .000 | 1 | 3 | 4 | 7.9 | 2 | 3 | 2 | 0 | 0 | 2 | 13.0 | |
| Minnesota | 02/25/2024 | * | 29:10 | 3-12 | .250 | 0-3 | .000 | 4-5 | .800 | 2 | 4 | 6 | 7.8 | 1 | 2 | 0 | 1 | 0 | 10 | 12.9 | |
| at Ohio St. | 02/29/2024 | * | 31:30 | 5-14 | .357 | 2-5 | .400 | 2-2 | 1.000 | 3 | 9 | 12 | 8.0 | 3 | 1 | 2 | 0 | 0 | 14 | 13.0 | |
| Rutgers | 03/03/2024 | * | 24:10 | 3-6 | .500 | 1-3 | .333 | 0-0 | .000 | 2 | 2 | 4 | 7.9 | 1 | 3 | 3 | 0 | 1 | 7 | 12.8 | |
| Totals | | | 28 | 851:43 | 135-309 | .437 | 37-107 | .346 | 50-60 | .833 | 57 | 163 | 220 | 7.9 | 54 | 83 | 51 | 13 | 11 | 357 | 12.8 |

Player Averages

| Games Played | Minutes/game | Points/game | FG Pct | 3FG Pct | FT Pct | Rebounds/game | Assists/game | Turnovers/game | Assist/Turnover ratio | Steals/game | Blocks/game |
|--------------|--------------|-------------|--------|---------|--------|---------------|--------------|----------------|-----------------------|-------------|-------------|
| 28 | 30.4 | 12.8 | 43.7 | 34.6 | 83.3 | 7.9 | 3.0 | 1.8 | 1.6 | 0.4 | 0.5 |



2023-24 HONORS

- NU Scholar-Athlete Honor Roll (Fall, 2023)

MISC. STATS

| Category | 2023-24 | Career* |
|-------------------|---------|---------|
| 10+ Points | 9 | 60 |
| 20+ Points | 0 | 9 |
| 30+ Points | 0 | 0 |
| 40+ Points | 0 | 0 |
| Double-Doubles | 1 | 12 |
| 10+ Rebounds | 1 | 14 |
| 10+ Assists | 0 | 0 |
| Led NU in Scoring | 2 | 2 |
| Led NU in Reb. | 8 | 8 |
| Led NU in Assists | 1 | 1 |

*Includes UMKC/New Mexico

SEASON/CAREER HIGHS

| | |
|----------------------------|---------------------------------|
| Points | |
| Season: | 16, Michigan (2/10/24) |
| College Career: | 29, Greenville (11/27/20) |
| Rebounds | |
| Season: | 12, Rutgers (3/3/24) |
| College Career: | 18, Boise State (1/20/23) |
| Field Goals | |
| Season: | 7, Michigan (2/10/24) |
| College Career: | 12, Greenville (11/27/20) |
| 3-Point Field Goals | |
| Season: | 1, Six times (last, 2/21/24) |
| College Career: | 3, South Dakota (1/8/21) |
| Free Throws | |
| Season: | 7, Northwestern (1/20/24) |
| College Career: | 8, Kansas Christian (11/17/21) |
| Free Throw Attempts | |
| Season: | 8, Northwestern (1/20/24) |
| College Career: | 9, Two times (last, 3/13/21) |
| Assists | |
| Season: | 5, Duquesne (11/22/23) |
| College Career: | 5, Three times (last, 11/23/23) |
| Steals | |
| Season: | 3, at Illinois (2/4/24) |
| College Career: | 3, Two times (last, 2/4/24) |
| Blocks | |
| Season: | 3, at Rutgers (1/17/24) |
| College Career: | 3, Two times last, 1/17/24) |
| Minutes Played | |
| Season: | 33, at Illinois (2/4/24) |
| College Career: | 47, at Nevada (1/23/23) |

JOSIAH ALLICK

SENIOR • FORWARD • 6-8 • 231 • LINCOLN, NEB. • NEW MEXICO

NOTING ALLICK

- Graduate transfer from New Mexico who is a high-energy player and is active on the glass and helps impact winning
- Posted his first double-double of the season on Senior Day against Rutgers with 10 points and a season-high 12 rebounds
- Had nine points and matched a season high with eight boards in 22 minutes against Minnesota
- Totaled seven points, six rebounds and four assists in 28 minutes in the win at Indiana
- Tied or set season bests in points (16), rebounds (eight) and field goals (seven) in NU's win over Michigan
- Started in place of Juwan Gary against Northwestern on Jan. 20 and finished with a season- high 15 points, five boards and two assists
- Scored 14 points on 5-of-6 shooting and added five rebounds at Iowa
- Grabbed a season-high eight boards and dished out two assists in the win over Indiana
- Finished with 10 points on 4-of-4 shooting, seven rebounds and four assists in 19 minutes against South Carolina State
- Missed the Michigan State game because of an injury but returned to action in the win at Kansas State
- Played a well-rounded game in the win over Duquesne with 12 points, seven rebounds and a season-high five assists
- Nearly recorded a double-double in his Husker debut with 11 points and eight rebounds in 23 minutes vs. Lindenwood
- Started all 34 games at New Mexico in 2022-23, averaging 8.4 points on 56 percent shooting and 7.3 rebounds per game.
- Ranked second in the Mountain West in rebounding and 12th in blocked shots in his lone season at New Mexico.
- Played three years at Missouri-Kansas City, averaging 12.9 points per game on 55 percent shooting and 6.1 rebounds per game, as the Roos won 19 games in 2021-22, the highest total in 30 years.
- Earned honorable-mention All-Summit League honors in 2020-21, averaging 15.0 ppg and 6.0 rpg.
- Lincoln native who played at Lincoln North Star High School and is the first product of the school to receive a basketball scholarship at Nebraska
- Wears #53 in honor of his stepfather (Bill Ziegelbein) who played football at Nebraska from 1987-91 before passing away in 2013
- Working on his master's degree in business analytics after graduating from New Mexico in May

CAREER STATS

| | | Field Goals | | | | 3-Point | | F-Throws | | Rebounds | | | | Scoring | | | | | | |
|----------------|------|-------------|-----------|---------|------|----------|------|----------|------|----------|-----|-----|-----|---------|-----|-----|-----|-----|------|------|
| SEASON | TEAM | GP-GS | MIN/AVG | FG-FGA | FG% | 3FG-3FGA | 3FG% | FT-FTA | FT% | OFF | DEF | TOT | AVG | PF-FO | A | TO | BLK | STL | PTS | AVG |
| 2019-20 | KC | 30-12 | 490/16.3 | 59-118 | .500 | 8-31 | .258 | 44-67 | .657 | 37 | 81 | 118 | 3.9 | 91-3 | 10 | 31 | 18 | 16 | 170 | 5.7 |
| 2020-21 | KC | 22-22 | 592/26.9 | 133-232 | .573 | 16-45 | .356 | 48-74 | .649 | 41 | 91 | 132 | 6.0 | 66-5 | 27 | 44 | 7 | 20 | 330 | 15.0 |
| 2021-22 | KC | 17-16 | 461/27.1 | 82-149 | .550 | 13-36 | .361 | 42-56 | .750 | 23 | 81 | 104 | 6.1 | 53-2 | 19 | 39 | 8 | 9 | 219 | 12.9 |
| 2022-23 | UNM | 34-34 | 1086/31.9 | 113-203 | .557 | 6-38 | .158 | 54-81 | .667 | 89 | 159 | 248 | 7.3 | 95-1 | 48 | 53 | 28 | 17 | 286 | 8.4 |
| 2023-24 | Nebr | 29-23 | 677/23.4 | 67-127 | .528 | 8-22 | .364 | 57-89 | .640 | 54 | 93 | 147 | 5.1 | 57-1 | 38 | 32 | 11 | 18 | 199 | 6.9 |
| TOTAL FOR Nebr | | 29-23 | 677/23.4 | 67-127 | .528 | 8-22 | .364 | 57-89 | .640 | 54 | 93 | 147 | 5.1 | 57-1 | 38 | 32 | 11 | 18 | 199 | 6.9 |
| TOTAL | | 132-107 | 3307/25.1 | 454-829 | .548 | 51-172 | .297 | 245-367 | .668 | 244 | 505 | 749 | 5.7 | 362-12 | 142 | 199 | 72 | 80 | 1204 | 9.1 |

2023-24 GAME BY GAME

| Opponent | Date | GS | MIN | Total | | 3-Pointers | | Free throws | | Rebounds | | | | PF | A | TO | BLK | STL | PTS | AVG | |
|--------------------|------------|----|-------|--------|--------|------------|-------|-------------|-------|----------|-----|-----|-----|-----|----|----|-----|-----|-----|------|-----|
| | | | | FG-FGA | PCT | 3FG-3FGA | PCT | FT-FTA | PCT | OFF | DEF | TOT | AVG | | | | | | | | |
| Lindenwood | 11/06/2023 | * | 23:30 | 4-5 | .800 | 1-1 | 1.000 | 2-2 | 1.000 | 2 | 6 | 8 | 8.0 | 1 | 2 | 0 | 1 | 2 | 11 | 11.0 | |
| Florida A&M | 11/09/2023 | * | 28:38 | 1-3 | .333 | 0-0 | .000 | 3-4 | .750 | 3 | 2 | 5 | 6.5 | 1 | 0 | 2 | 1 | 0 | 5 | 8.0 | |
| Rider | 11/13/2023 | * | 30:18 | 3-3 | 1.000 | 0-0 | .000 | 4-6 | .667 | 4 | 2 | 6 | 6.3 | 1 | 0 | 3 | 0 | 0 | 10 | 8.7 | |
| Stony Brook | 11/15/2023 | * | 24:16 | 0-5 | .000 | 0-2 | .000 | 0-0 | .000 | 4 | 3 | 7 | 6.5 | 1 | 1 | 0 | 0 | 0 | 0 | 6.5 | |
| vs Oregon St. | 11/18/2023 | * | 24:59 | 2-6 | .333 | 0-0 | .000 | 4-6 | .667 | 2 | 2 | 4 | 6.0 | 3 | 0 | 1 | 0 | 2 | 8 | 6.8 | |
| Duquesne | 11/22/2023 | * | 22:57 | 3-5 | .600 | 1-1 | 1.000 | 5-7 | .714 | 2 | 5 | 7 | 6.2 | 0 | 5 | 0 | 0 | 0 | 12 | 7.7 | |
| Cal St. Fullerton | 11/26/2023 | * | 23:17 | 1-3 | .333 | 0-1 | .000 | 4-4 | 1.000 | 1 | 3 | 4 | 5.9 | 0 | 1 | 1 | 1 | 0 | 6 | 7.4 | |
| Creighton | 12/03/2023 | * | 25:00 | 2-10 | .200 | 0-4 | .000 | 2-2 | 1.000 | 4 | 2 | 6 | 5.9 | 1 | 0 | 4 | 0 | 1 | 6 | 7.3 | |
| at Minnesota | 12/06/2023 | * | 21:30 | 1-2 | .500 | 0-0 | .000 | 1-2 | .500 | 0 | 3 | 3 | 5.6 | 0 | 1 | 2 | 0 | 0 | 3 | 6.8 | |
| at Kansas St. | 12/17/2023 | | 10:50 | 1-2 | .500 | 0-0 | .000 | 1-2 | .500 | 0 | 0 | 0 | 5.0 | 3 | 0 | 0 | 0 | 0 | 3 | 6.4 | |
| North Dakota | 12/20/2023 | * | 32:32 | 5-7 | .714 | 0-1 | .000 | 0-2 | .000 | 2 | 4 | 6 | 5.1 | 1 | 2 | 2 | 0 | 1 | 10 | 6.7 | |
| South Carolina St. | 12/29/2023 | * | 18:35 | 4-4 | 1.000 | 0-0 | .000 | 2-2 | 1.000 | 1 | 6 | 7 | 5.3 | 1 | 4 | 1 | 1 | 2 | 10 | 7.0 | |
| Indiana | 01/03/2024 | | 28:43 | 0-0 | .000 | 0-0 | .000 | 2-5 | .400 | 1 | 7 | 8 | 5.5 | 3 | 2 | 1 | 0 | 2 | 2 | 6.6 | |
| at Wisconsin | 01/06/2024 | | 22:30 | 1-3 | .333 | 1-1 | 1.000 | 1-2 | .500 | 2 | 3 | 5 | 5.4 | 1 | 2 | 2 | 0 | 0 | 4 | 6.4 | |
| Purdue | 01/09/2024 | | 10:56 | 2-2 | 1.000 | 1-1 | 1.000 | 0-0 | .000 | 0 | 0 | 0 | 5.1 | 4 | 1 | 1 | 0 | 0 | 5 | 6.3 | |
| at Iowa | 01/12/2024 | | 20:44 | 5-6 | .833 | 0-0 | .000 | 4-6 | .667 | 3 | 2 | 5 | 5.1 | 1 | 1 | 0 | 0 | 1 | 14 | 6.8 | |
| at Rutgers | 01/17/2024 | | 20:04 | 1-3 | .333 | 0-1 | .000 | 3-4 | .750 | 1 | 4 | 5 | 5.1 | 5 | 0 | 1 | 3 | 0 | 5 | 6.7 | |
| Northwestern | 01/20/2024 | * | 24:31 | 4-5 | .800 | 0-0 | .000 | 7-8 | .875 | 2 | 3 | 5 | 5.1 | 2 | 2 | 1 | 0 | 0 | 15 | 7.2 | |
| Ohio St. | 01/23/2024 | * | 23:52 | 2-6 | .333 | 1-2 | .500 | 2-4 | .500 | 1 | 2 | 3 | 4.9 | 1 | 0 | 1 | 0 | 0 | 7 | 7.2 | |
| at Maryland | 01/27/2024 | * | 25:14 | 0-2 | .000 | 0-0 | .000 | 3-6 | .500 | 1 | 3 | 4 | 4.9 | 3 | 2 | 1 | 1 | 0 | 3 | 7.0 | |
| Wisconsin | 02/01/2024 | * | 27:47 | 0-1 | .000 | 0-0 | .000 | 3-4 | .750 | 2 | 2 | 4 | 4.9 | 1 | 0 | 2 | 0 | 1 | 3 | 6.8 | |
| at Illinois | 02/04/2024 | * | 32:34 | 2-5 | .400 | 1-1 | 1.000 | 0-0 | .000 | 1 | 3 | 4 | 4.8 | 4 | 1 | 0 | 0 | 3 | 5 | 6.7 | |
| at Northwestern | 02/07/2024 | * | 15:19 | 0-2 | .000 | 0-1 | .000 | 0-0 | .000 | 0 | 0 | 0 | 4.6 | 2 | 0 | 2 | 1 | 0 | 0 | 6.4 | |
| Michigan | 02/10/2024 | * | 22:09 | 7-10 | .700 | 0-0 | .000 | 2-4 | .500 | 4 | 4 | 8 | 4.8 | 2 | 1 | 1 | 1 | 1 | 16 | 6.8 | |
| Penn St. | 02/17/2024 | * | 22:26 | 3-5 | .600 | 0-0 | .000 | 0-0 | .000 | 0 | 5 | 5 | 4.8 | 3 | 1 | 1 | 0 | 1 | 6 | 6.8 | |
| at Indiana | 02/21/2024 | * | 28:04 | 3-7 | .429 | 1-3 | .333 | 0-1 | .000 | 2 | 4 | 6 | 4.8 | 4 | 4 | 0 | 0 | 0 | 7 | 6.8 | |
| Minnesota | 02/25/2024 | * | 21:34 | 4-6 | .667 | 0-1 | .000 | 1-2 | .500 | 3 | 5 | 8 | 4.9 | 1 | 1 | 1 | 1 | 0 | 9 | 6.9 | |
| at Ohio St. | 02/29/2024 | * | 20:09 | 2-2 | 1.000 | 0-0 | .000 | 0-0 | .000 | 0 | 2 | 2 | 4.8 | 3 | 2 | 1 | 0 | 1 | 4 | 6.8 | |
| Rutgers | 03/03/2024 | * | 24:19 | 4-7 | .571 | 1-1 | 1.000 | 1-4 | .250 | 6 | 6 | 12 | 5.1 | 4 | 2 | 0 | 0 | 0 | 10 | 6.9 | |
| Totals | | | 23 | 677:17 | 67-127 | .528 | 8-22 | .364 | 57-89 | .640 | 54 | 93 | 147 | 5.1 | 57 | 38 | 32 | 11 | 18 | 199 | 6.9 |

Player Averages

| Games Played | Minutes/ game | Points/ game | FG Pct | 3FG Pct | FT Pct | Rebounds/ game | Assists/ game | Turnovers/ game | Assist/Turnover ratio | Steals/ game | Blocks/ game |
|--------------|---------------|--------------|--------|---------|--------|----------------|---------------|-----------------|-----------------------|--------------|--------------|
| 29 | 23.4 | 6.9 | 52.8 | 36.4 | 64.0 | 5.1 | 1.3 | 1.1 | 1.2 | 0.6 | 0.4 |

LLOYD'S SEASON/CAREER HIGHS

| | |
|----------------------------|------|
| Points | |
| Season: | None |
| College Career: | Same |
| Rebounds | |
| Season: | None |
| College Career: | Same |
| Field Goals | |
| Season: | None |
| College Career: | Same |
| 3-Point Field Goals | |
| Season: | None |
| College Career: | Same |
| Free Throws | |
| Season: | None |
| College Career: | Same |
| Free Throw Attempts | |
| Season: | None |
| College Career: | Same |
| Assists | |
| Season: | None |
| College Career: | Same |
| Steals | |
| Season: | None |
| College Career: | Same |
| Blocks | |
| Season: | None |
| College Career: | Same |
| Minutes Played | |
| Season: | None |
| College Career: | Same |

ULIS' SEASON/CAREER HIGHS

| | |
|----------------------------|---------------------------------|
| Points | |
| Season: | None |
| College Career: | 17, at Michigan State (1/26/23) |
| Rebounds | |
| Season: | None |
| College Career: | 7, Iowa State (12/8/22) |
| Field Goals | |
| Season: | None |
| College Career: | 8, at Michigan State (1/26/23) |
| 3-Point Field Goals | |
| Season: | None |
| College Career: | 2, Four times (last, 1/29/23) |
| Free Throws | |
| Season: | None |
| College Career: | 7, Two times (last, 1/31/22) |
| Free Throw Attempts | |
| Season: | None |
| College Career: | 8, Two times (last, 1/31/22) |
| Assists | |
| Season: | None |
| College Career: | 8, Western Michigan (11/22/21) |
| Steals | |
| Season: | None |
| College Career: | 3, Illinois (12/6/21) |
| Blocks | |
| Season: | None |
| College Career: | 1, Five times (last, 2/12/23) |
| Minutes Played | |
| Season: | None |
| College Career: | 36, Iowa State (12/8/22) |

RICE'S SEASON/CAREER HIGHS

| | |
|----------------------------|-------------------------------------|
| Points | |
| Season: | 16, Florida A&M (11/9/23) |
| College Career: | Same |
| Rebounds | |
| Season: | 5, Lindenwood (11/6/23) |
| College Career: | Same |
| Field Goals | |
| Season: | 4, Florida A&M (11/9/23) |
| College Career: | Same |
| 3-Point Field Goals | |
| Season: | 3, Florida A&M (11/9/23) |
| College Career: | Same |
| Free Throws | |
| Season: | 5, Florida A&M (11/9/23) |
| College Career: | Same |
| Free Throw Attempts | |
| Season: | 8, Florida A&M (11/9/23) |
| College Career: | Same |
| Assists | |
| Season: | 1, Six times (last, 1/20/24) |
| College Career: | Same |
| Steals | |
| Season: | 2, South Carolina State (12/29/23) |
| College Career: | Same |
| Blocks | |
| Season: | 1, Two times (last, 1/15/23) |
| College Career: | Same |
| Minutes Played | |
| Season: | 24, South Carolina State (12/29/23) |
| College Career: | Same |

KEITA'S SEASON/CAREER HIGHS

| | |
|----------------------------|--|
| Points | |
| Season: | None |
| College Career: | 14, vs. Arkansas-Pine Bluff (11/20/22) |
| Rebounds | |
| Season: | None |
| College Career: | 12, vs. Omaha (11/10/22) |
| Field Goals | |
| Season: | None |
| College Career: | 6, vs. Arkansas-Pine Bluff (11/20/22) |
| 3-Point Field Goals | |
| Season: | None |
| College Career: | Same |
| Free Throws | |
| Season: | None |
| College Career: | 2, vs. Arkansas-Pine Bluff (11/20/22) |
| Free Throw Attempts | |
| Season: | None |
| College Career: | 5, vs. Arkansas-Pine Bluff (11/20/22) |
| Assists | |
| Season: | None |
| College Career: | 2, Three times (last, 11/30/22) |
| Steals | |
| Season: | None |
| College Career: | 2, Wisconsin (2/11/23) |
| Blocks | |
| Season: | None |
| College Career: | 2, vs. Oklahoma (11/24/22) |
| Minutes Played | |
| Season: | None |
| College Career: | 27, vs. Omaha (11/10/22) |

DIOP'S SEASON/CAREER HIGHS

| | |
|----------------------------|-------------------------------------|
| Points | |
| Season: | 3, Lindenwood (11/6/23) |
| College Career: | Same |
| Rebounds | |
| Season: | 4, South Carolina State (12/29/23) |
| College Career: | Same |
| Field Goals | |
| Season: | 1, Three times (last, 1/12/24) |
| College Career: | Same |
| 3-Point Field Goals | |
| Season: | None |
| College Career: | Same |
| Free Throws | |
| Season: | 2, Stony Brook (11/15/23) |
| College Career: | Same |
| Free Throw Attempts | |
| Season: | 3, South Carolina State (12/29/23) |
| College Career: | Same |
| Assists | |
| Season: | 1, Four times (last 1/17/24) |
| College Career: | Same |
| Steals | |
| Season: | 2, South Carolina State (12/29/23) |
| College Career: | Same |
| Blocks | |
| Season: | 1, Three times (last, 2/29/24) |
| College Career: | Same |
| Minutes Played | |
| Season: | 20, South Carolina State (12/29/23) |
| College Career: | Same |

GRACE'S SEASON/CAREER HIGHS

| | |
|----------------------------|------------------------------------|
| Points | |
| Season: | 2, Three times (last, 12/29/23) |
| College Career: | 2, Four times (last, 12/29/23) |
| Rebounds | |
| Season: | 1, Two times (last, 12/29/23) |
| College Career: | 1, Four times (last, 12/29/23) |
| Field Goals | |
| Season: | 2, Two times (last, 11/9/23) |
| College Career: | 2, Three times (last, 11/9/23) |
| 3-Point Field Goals | |
| Season: | None |
| College Career: | Same |
| Free Throws | |
| Season: | 2, South Carolina State (12/29/23) |
| College Career: | 2, Two times (last, 12/29/23) |
| Free Throw Attempts | |
| Season: | 2, South Carolina State (12/29/23) |
| College Career: | 2, Three times (last, 12/29/23) |
| Assists | |
| Season: | 1, Lindenwood (11/6/23) |
| College Career: | Same |
| Steals | |
| Season: | None |
| College Career: | 1 at Maryland (1/28/23) |
| Blocks | |
| Season: | None |
| College Career: | Same |
| Minutes Played | |
| Season: | 4, Two times (last, 12/29/23) |
| College Career: | Same |

JACOBSEN'S SEASON/CAREER HIGHS

| | |
|----------------------------|-------------------------------------|
| Points | |
| Season: | 4, South Carolina State (12/29/23) |
| College Career: | Same |
| Rebounds | |
| Season: | 2, South Carolina State (12/29/23) |
| College Career: | Same |
| Field Goals | |
| Season: | 1, Three times (last, 12/29/23) |
| College Career: | Same |
| 3-Point Field Goals | |
| Season: | None |
| College Career: | Same |
| Free Throws | |
| Season: | 2, South Carolina State (12/29/23) |
| College Career: | Same |
| Free Throw Attempts | |
| Season: | 2, Two times (12/29/23) |
| College Career: | Same |
| Assists | |
| Season: | 1, Four times (last, 1/6/24) |
| College Career: | Same |
| Steals | |
| Season: | 1, Lindenwood (11/6/23) |
| College Career: | Same |
| Blocks | |
| Season: | None |
| College Career: | Same |
| Minutes Played | |
| Season: | 13, South Carolina State (12/29/23) |
| College Career: | Same |

BURT'S SEASON/CAREER HIGHS

| | |
|----------------------------|-------------------------------|
| Points | |
| Season: | 2, Florida A&M (11/9/23) |
| College Career: | Same |
| Rebounds | |
| Season: | 1, Two times (last, 11/15/23) |
| College Career: | Same |
| Field Goals | |
| Season: | 1, Florida A&M (11/9/23) |
| College Career: | Same |
| 3-Point Field Goals | |
| Season: | None |
| College Career: | Same |
| Free Throws | |
| Season: | None |
| College Career: | Same |
| Free Throw Attempts | |
| Season: | 2, Florida A&M (11/9/23) |
| College Career: | Same |
| Assists | |
| Season: | None |
| College Career: | Same |
| Steals | |
| Season: | None |
| College Career: | Same |
| Blocks | |
| Season: | None |
| College Career: | Same |
| Minutes Played | |
| Season: | 3, Lindenwood (11/6/23) |
| College Career: | Same |



RAMEL LLOYD JR.

REDSHIRT FRESHMAN • GUARD • 6-6 • 210 • LONG BEACH, CALIF. • SIERRA CANYON

CAREER STATS

2023-24 GAME BY GAME

MISC. STATS

| Category | 2023-24 | Career |
|-------------------|---------|--------|
| 10+ Points | 0 | 0 |
| 20+ Points | 0 | 0 |
| 30+ Points | 0 | 0 |
| 40+ Points | 0 | 0 |
| Double-Doubles | 0 | 0 |
| 10+ Rebounds | 0 | 0 |
| 10+ Assists | 0 | 0 |
| Led NU in Scoring | 0 | 0 |
| Led NU in Reb. | 0 | 0 |
| Led NU in Assists | 0 | 0 |



AHRON ULIS

JUNIOR • GUARD • 6-3 • 190 • CHICAGO, ILL. • IOWA

CAREER STATS

| | | | | Field Goals | | 3-Point | | F-Throws | | Rebounds | | | | Scoring | | | | | | | |
|----------------|------|-------|-----------|-------------|------|----------|------|----------|------|----------|-----|-----|-----|---------|-----|----|-----|-----|-----|-----|--|
| SEASON | TEAM | GP-GS | MIN/AVG | FG-FGA | FG% | 3FG-3FGA | 3FG% | FT-FTA | FT% | OFF | DEF | TOT | AVG | PF-FO | A | TO | BLK | STL | PTS | AVG | |
| 2020-21 | Iowa | 17-0 | 120/7.0 | 5-15 | .333 | 0-3 | .000 | 18-20 | .900 | 6 | 9 | 15 | 0.9 | 8-0 | 20 | 6 | 1 | 1 | 28 | 1.6 | |
| 2021-22 | Iowa | 35-0 | 486/13.9 | 34-100 | .340 | 4-12 | .333 | 38-48 | .792 | 19 | 50 | 69 | 2.0 | 41-0 | 73 | 32 | 0 | 19 | 110 | 3.1 | |
| 2022-23 | Iowa | 32-27 | 722/22.6 | 72-182 | .396 | 22-69 | .319 | 29-41 | .707 | 6 | 44 | 50 | 1.6 | 42-0 | 67 | 35 | 4 | 17 | 195 | 6.1 | |
| TOTAL FOR Nebr | | 0-0 | 0/0.0 | 0-0 | .000 | 0-0 | .000 | 0-0 | .000 | 0 | 0 | 0 | 0.0 | 0-0 | 0 | 0 | 0 | 0 | 0 | 0.0 | |
| TOTAL | | 84-27 | 1328/15.8 | 111-297 | .374 | 26-84 | .310 | 85-109 | .780 | 31 | 103 | 134 | 1.6 | 91-0 | 160 | 73 | 5 | 37 | 333 | 4.0 | |

2023-24 GAME BY GAME

MISC. STATS

| Category | 2023-24 | Career |
|-------------------|---------|--------|
| 10+ Points | 0 | 7 |
| 20+ Points | 0 | 0 |
| 30+ Points | 0 | 0 |
| 40+ Points | 0 | 0 |
| Double-Doubles | 0 | 0 |
| 10+ Rebounds | 0 | 0 |
| 10+ Assists | 0 | 0 |
| Led NU in Scoring | 0 | 4 |
| Led NU in Reb. | 0 | 0 |
| Led NU in Assists | 0 | 1 |

*-Includes Iowa

ELI RICE

FRESHMAN • GUARD • 6-8 • 213 • GALLATIN, TENN. • IMG ACADEMY

CAREER STATS

| | | | | Field Goals | | 3-Point | | F-Throws | | Rebounds | | | | | | | | | Scoring | |
|---------|------|-------|----------|-------------|------|----------|------|----------|------|----------|-----|-----|-----|-------|---|----|-----|-----|---------|-----|
| SEASON | TEAM | GP-GS | MIN/AVG | FG-FGA | FG% | 3FG-3FGA | 3FG% | FT-FTA | FT% | OFF | DEF | TOT | AVG | PF-FO | A | TO | BLK | STL | PTS | AVG |
| 2023-24 | Nebr | 17-0 | 171/10.0 | 19-46 | .413 | 10-27 | .370 | 23-32 | .719 | 4 | 23 | 27 | 1.6 | 14-0 | 6 | 4 | 4 | 3 | 71 | 4.2 |
| TOTAL | | 17-0 | 171/10.0 | 19-46 | .413 | 10-27 | .370 | 23-32 | .719 | 4 | 23 | 27 | 1.6 | 14-0 | 6 | 4 | 4 | 3 | 71 | 4.2 |

2023-24 GAME BY GAME

| Opponent | Date | GS | MIN | Total | | 3-Pointers | | Free throws | | Rebounds | | | | PF | | A TO BLK STL | | PTS | AVG | |
|--------------------|------------|----|--------|--------|-------|------------|-------|-------------|-------|----------|-----|-----|-----|----|---|--------------|-----|-----|-----|-----|
| | | | | FG-FGA | PCT | 3FG-3FGA | PCT | FT-FTA | PCT | OFF | DEF | TOT | AVG | PF | A | TO | BLK | | | STL |
| Lindenwood | 11/06/2023 | | 19:08 | 0-3 | .000 | 0-2 | .000 | 2-4 | .500 | 2 | 3 | 5 | 5.0 | 2 | 1 | 2 | 1 | 0 | 2 | 2.0 |
| Florida A&M | 11/09/2023 | | 22:18 | 4-9 | .444 | 3-6 | .500 | 5-8 | .625 | 0 | 4 | 4 | 4.5 | 1 | 0 | 0 | 0 | 0 | 16 | 9.0 |
| Rider | 11/13/2023 | | 03:17 | 1-1 | 1.000 | 1-1 | 1.000 | 0-0 | .000 | 0 | 0 | 0 | 3.0 | 0 | 1 | 0 | 0 | 0 | 3 | 7.0 |
| Stony Brook | 11/15/2023 | | 04:08 | 0-1 | .000 | 0-1 | .000 | 0-0 | .000 | 0 | 0 | 0 | 2.3 | 0 | 0 | 0 | 1 | 0 | 0 | 5.3 |
| vs Oregon St. | 11/18/2023 | | 02:25 | 0-1 | .000 | 0-1 | .000 | 0-0 | .000 | 0 | 0 | 0 | 1.8 | 1 | 0 | 0 | 0 | 0 | 0 | 4.2 |
| Creighton | 12/03/2023 | | 05:14 | 2-2 | 1.000 | 0-0 | .000 | 2-2 | 1.000 | 0 | 0 | 0 | 1.5 | 0 | 0 | 0 | 0 | 0 | 6 | 4.5 |
| Michigan St. | 12/10/2023 | | 06:39 | 1-1 | 1.000 | 1-1 | 1.000 | 0-0 | .000 | 0 | 0 | 0 | 1.3 | 0 | 0 | 0 | 0 | 0 | 3 | 4.3 |
| at Kansas St. | 12/17/2023 | | 05:28 | 1-3 | .333 | 1-2 | .500 | 0-0 | .000 | 0 | 0 | 0 | 1.1 | 1 | 0 | 0 | 0 | 0 | 3 | 4.1 |
| North Dakota | 12/20/2023 | | 03:54 | 0-1 | .000 | 0-1 | .000 | 0-0 | .000 | 0 | 1 | 1 | 1.1 | 0 | 0 | 0 | 0 | 0 | 0 | 3.7 |
| South Carolina St. | 12/29/2023 | | 24:18 | 2-8 | .250 | 2-6 | .333 | 4-6 | .667 | 0 | 2 | 2 | 1.2 | 4 | 1 | 0 | 0 | 2 | 10 | 4.3 |
| Indiana | 01/03/2024 | | 03:26 | 0-0 | .000 | 0-0 | .000 | 0-0 | .000 | 0 | 1 | 1 | 1.2 | 0 | 0 | 0 | 0 | 0 | 0 | 3.9 |
| at Wisconsin | 01/06/2024 | | 08:25 | 1-1 | 1.000 | 1-1 | 1.000 | 0-0 | .000 | 0 | 1 | 1 | 1.2 | 1 | 1 | 0 | 0 | 1 | 3 | 3.8 |
| at Iowa | 01/12/2024 | | 18:46 | 4-7 | .571 | 1-3 | .333 | 2-2 | 1.000 | 1 | 3 | 4 | 1.4 | 0 | 1 | 0 | 0 | 0 | 11 | 4.4 |
| at Rutgers | 01/17/2024 | | 02:13 | 0-0 | .000 | 0-0 | .000 | 1-2 | .500 | 0 | 1 | 1 | 1.4 | 0 | 0 | 1 | 0 | 0 | 1 | 4.1 |
| Northwestern | 01/20/2024 | | 08:26 | 0-0 | .000 | 0-0 | .000 | 4-4 | 1.000 | 0 | 1 | 1 | 1.3 | 2 | 1 | 0 | 2 | 0 | 4 | 4.1 |
| Ohio St. | 01/23/2024 | | 14:33 | 1-3 | .333 | 0-1 | .000 | 2-2 | 1.000 | 1 | 2 | 3 | 1.4 | 1 | 0 | 0 | 0 | 0 | 4 | 4.1 |
| at Maryland | 01/27/2024 | | 17:55 | 2-5 | .400 | 0-1 | .000 | 1-2 | .500 | 0 | 4 | 4 | 1.6 | 1 | 0 | 1 | 0 | 0 | 5 | 4.2 |
| Totals | | 0 | 170:33 | 19-46 | .413 | 10-27 | .370 | 23-32 | .719 | 4 | 23 | 27 | 1.6 | 14 | 6 | 4 | 4 | 3 | 71 | 4.2 |

Player Averages

| Games Played | Minutes/ game | Points/ game | FG Pct | 3FG Pct | FT Pct | Rebounds/ game | Assists/ game | Turnovers/ game | Assist/Turnover ratio | Steals/ game | Blocks/ game |
|--------------|---------------|--------------|--------|---------|--------|----------------|---------------|-----------------|-----------------------|--------------|--------------|
| 17 | 10.0 | 4.2 | 41.3 | 37.0 | 71.9 | 1.6 | 0.4 | 0.2 | 1.5 | 0.2 | 0.2 |



2023-24 HONORS

- NU Scholar-Athlete Honor Roll (Fall, 2023)

MISC. STATS

| Category | 2023-24 | Career |
|-------------------|---------|--------|
| 10+ Points | 3 | 3 |
| 20+ Points | 0 | 0 |
| 30+ Points | 0 | 0 |
| 40+ Points | 0 | 0 |
| Double-Doubles | 0 | 0 |
| 10+ Rebounds | 0 | 0 |
| 10+ Assists | 0 | 0 |
| Led NU in Scoring | 0 | 0 |
| Led NU in Reb. | 0 | 0 |
| Led NU in Assists | 0 | 0 |



BLAISE KEITA

JUNIOR • FORWARD • 6-11 • 257 • BAMAKO, REPUBLIC OF MALI • COFFEYVILLE CC

CAREER STATS

| | | | | Field Goals | | 3-Point | | F-Throws | | Rebounds | | | | | | | | | Scoring | |
|---------|------|-------|----------|-------------|------|----------|------|----------|------|----------|-----|-----|-----|-------|----|----|-----|-----|---------|-----|
| SEASON | TEAM | GP-GS | MIN/AVG | FG-FGA | FG% | 3FG-3FGA | 3FG% | FT-FTA | FT% | OFF | DEF | TOT | AVG | PF-FO | A | TO | BLK | STL | PTS | AVG |
| 2022-23 | Nebr | 21-5 | 212/10.1 | 18-35 | .514 | 0-0 | .000 | 6-17 | .353 | 22 | 52 | 74 | 3.5 | 22-0 | 11 | 10 | 5 | 5 | 42 | 2.0 |
| TOTAL | | 21-5 | 212/10.1 | 18-35 | .514 | 0-0 | .000 | 6-17 | .353 | 22 | 52 | 74 | 3.5 | 22-0 | 11 | 10 | 5 | 5 | 42 | 2.0 |

2023-24 GAME BY GAME

MISC. STATS

| Category | 2023-24 | Career |
|-------------------|---------|--------|
| 10+ Points | 0 | 1 |
| 20+ Points | 0 | 0 |
| 30+ Points | 0 | 0 |
| 40+ Points | 0 | 0 |
| Double-Doubles | 0 | 1 |
| 10+ Rebounds | 0 | 3 |
| 10+ Assists | 0 | 0 |
| Led NU in Scoring | 0 | 0 |
| Led NU in Reb. | 0 | 5 |
| Led NU in Assists | 0 | 0 |



MISC. STATS

| Category | 2023-24 | Career |
|-------------------|---------|--------|
| 10+ Points | 0 | 0 |
| 20+ Points | 0 | 0 |
| 30+ Points | 0 | 0 |
| 40+ Points | 0 | 0 |
| Double-Doubles | 0 | 0 |
| 10+ Rebounds | 0 | 0 |
| 10+ Assists | 0 | 0 |
| Led NU in Scoring | 0 | 0 |
| Led NU in Reb. | 0 | 0 |
| Led NU in Assists | 0 | 0 |

MATAR DIOP

FRESHMAN • FORWARD • 6-10 • 213 • DAKAR, SENEGAL • KEYSTONE ATHLETIC ACADEMY

CAREER STATS


| | | | | Field Goals | | 3-Point | | F-Throws | | Rebounds | | | | | | | | | Scoring | |
|---------|------|-------|---------|-------------|------|----------|------|----------|------|----------|-----|-----|-----|-------|---|----|-----|-----|---------|-----|
| SEASON | TEAM | GP-GS | MIN/AVG | FG-FGA | FG% | 3FG-3FGA | 3FG% | FT-FTA | FT% | OFF | DEF | TOT | AVG | PF-FO | A | TO | BLK | STL | PTS | AVG |
| 2023-24 | Nebr | 15-0 | 59/3.9 | 4-8 | .500 | 1-2 | .500 | 3-9 | .333 | 2 | 9 | 11 | 0.7 | 10-0 | 4 | 6 | 3 | 2 | 12 | 0.8 |
| TOTAL | | 15-0 | 59/3.9 | 4-8 | .500 | 1-2 | .500 | 3-9 | .333 | 2 | 9 | 11 | 0.7 | 10-0 | 4 | 6 | 3 | 2 | 12 | 0.8 |

2023-24 GAME BY GAME

| Opponent | Date | GS | MIN | Total | | 3-Pointers | | Free throws | | Rebounds | | | | PF | A TO BLK STL | PTS | AVG |
|--------------------|------------|----|---------|--------|-------|------------|-------|-------------|-------|----------|-----|-----|-----|----|--------------|-----|-----|
| | | | | FG-FGA | PCT | 3FG-3FGA | PCT | FT-FTA | PCT | OFF | DEF | TOT | AVG | | | | |
| Lindenwood | 11/06/2023 | | 05:34 | 1-2 | .500 | 0-1 | .000 | 1-2 | .500 | 0 | 1 | 1 | 1.0 | 1 | 0 0 1 0 | 3 | 3.0 |
| Florida A&M | 11/09/2023 | | 05:17 | 0-0 | .000 | 0-0 | .000 | 0-0 | .000 | 0 | 1 | 1 | 1.0 | 4 | 0 3 1 0 | 0 | 1.5 |
| Stony Brook | 11/15/2023 | | 01:47 | 0-0 | .000 | 0-0 | .000 | 2-2 | 1.000 | 0 | 1 | 1 | 1.0 | 0 | 0 1 0 0 | 2 | 1.7 |
| vs Oregon St. | 11/18/2023 | | 02:25 | 1-1 | 1.000 | 0-0 | .000 | 0-2 | .000 | 0 | 2 | 2 | 1.3 | 0 | 1 0 0 0 | 2 | 1.8 |
| Creighton | 12/03/2023 | | 03:58 | 0-1 | .000 | 0-0 | .000 | 0-0 | .000 | 1 | 0 | 1 | 1.2 | 0 | 0 0 0 0 | 0 | 1.4 |
| Michigan St. | 12/10/2023 | | 05:35 | 0-0 | .000 | 0-0 | .000 | 0-0 | .000 | 0 | 0 | 0 | 1.0 | 0 | 1 0 0 0 | 0 | 1.2 |
| North Dakota | 12/20/2023 | | 05:02 | 0-0 | .000 | 0-0 | .000 | 0-0 | .000 | 0 | 0 | 0 | 0.9 | 1 | 1 0 0 0 | 0 | 1.0 |
| South Carolina St. | 12/29/2023 | | 20:20 | 0-1 | .000 | 0-0 | .000 | 0-3 | .000 | 1 | 3 | 4 | 1.3 | 3 | 0 1 0 2 | 0 | 0.9 |
| at Wisconsin | 01/06/2024 | | 01:15 | 0-0 | .000 | 0-0 | .000 | 0-0 | .000 | 0 | 0 | 0 | 1.1 | 0 | 0 0 0 0 | 0 | 0.8 |
| at Iowa | 01/12/2024 | | 02:08 | 1-1 | 1.000 | 0-0 | .000 | 0-0 | .000 | 0 | 0 | 0 | 1.0 | 0 | 0 0 0 0 | 2 | 0.9 |
| at Rutgers | 01/17/2024 | | 00:27 | 0-0 | .000 | 0-0 | .000 | 0-0 | .000 | 0 | 0 | 0 | 0.9 | 0 | 1 0 0 0 | 0 | 0.8 |
| at Maryland | 01/27/2024 | | 02:01 | 0-1 | .000 | 0-0 | .000 | 0-0 | .000 | 0 | 1 | 1 | 0.9 | 1 | 0 0 0 0 | 0 | 0.8 |
| at Northwestern | 02/07/2024 | | 00:38 | 0-0 | .000 | 0-0 | .000 | 0-0 | .000 | 0 | 0 | 0 | 0.8 | 0 | 0 0 0 0 | 0 | 0.7 |
| Michigan | 02/10/2024 | | 01:39 | 1-1 | 1.000 | 1-1 | 1.000 | 0-0 | .000 | 0 | 0 | 0 | 0.8 | 0 | 0 1 0 0 | 3 | 0.9 |
| at Ohio St. | 02/29/2024 | | 00:27 | 0-0 | .000 | 0-0 | .000 | 0-0 | .000 | 0 | 0 | 0 | 0.7 | 0 | 0 0 0 1 | 0 | 0.8 |
| Totals | | | 0 58:33 | 4-8 | .500 | 1-2 | .500 | 3-9 | .333 | 2 | 9 | 11 | 0.7 | 10 | 4 6 3 2 | 12 | 0.8 |

Player Averages

| Games Played | Minutes/ game | Points/ game | FG Pct | 3FG Pct | FT Pct | Rebounds/ game | Assists/ game | Turnovers/ game | Assist/Turnover ratio | Steals/ game | Blocks/ game |
|--------------|---------------|--------------|--------|---------|--------|----------------|---------------|-----------------|-----------------------|--------------|--------------|
| 15 | 3.9 | 0.8 | 50.0 | 50.0 | 33.3 | 0.7 | 0.3 | 0.4 | 0.7 | 0.1 | 0.2 |



2023-24 HONORS

- NU Scholar-Athlete Honor Roll (Fall, 2023)

MISC. STATS

| Category | 2023-24 | Career |
|-------------------|---------|--------|
| 10+ Points | 0 | 0 |
| 20+ Points | 0 | 0 |
| 30+ Points | 0 | 0 |
| 40+ Points | 0 | 0 |
| Double-Doubles | 0 | 0 |
| 10+ Rebounds | 0 | 0 |
| 10+ Assists | 0 | 0 |
| Led NU in Scoring | 0 | 0 |
| Led NU in Reb. | 0 | 0 |
| Led NU in Assists | 0 | 0 |

JEFFREY GRACE III

SOPHOMORE • GUARD • 6-3 • 197 • ELMHURST, ILL. • ARIZONA STATE

CAREER STATS

| | | | Field Goals | | 3-Point | | F-Throws | | Rebounds | | | | | | | | Scoring | | | |
|---------|------|-------|-------------|--------|---------|----------|----------|--------|----------|-----|-----|-----|-----|-------|---|----|---------|-----|-----|-----|
| SEASON | TEAM | GP-GS | MIN/AVG | FG-FGA | FG% | 3FG-3FGA | 3FG% | FT-FTA | FT% | OFF | DEF | TOT | AVG | PF-FO | A | TO | BLK | STL | PTS | AVG |
| 2022-23 | Nebr | 11-0 | 12/1.1 | 1-2 | .500 | 0-1 | .000 | 2-4 | .500 | 2 | 1 | 3 | 0.3 | 0-0 | 1 | 2 | 0 | 1 | 4 | 0.4 |
| 2023-24 | Nebr | 12-0 | 18/1.5 | 2-3 | .667 | 0-0 | .000 | 2-3 | .667 | 2 | 0 | 2 | 0.2 | 1-0 | 2 | 1 | 0 | 0 | 6 | 0.5 |
| TOTAL | | 23-0 | 29/1.3 | 3-5 | .600 | 0-1 | .000 | 4-7 | .571 | 4 | 1 | 5 | 0.2 | 1-0 | 3 | 3 | 0 | 1 | 10 | 0.4 |

2023-24 GAME BY GAME

| Opponent | Date | GS | MIN | Total | | 3-Pointers | | Free throws | | Rebounds | | | | PF | A TO BLK STL | PTS | AVG |
|--------------------|------------|----|---------|--------|-------|------------|------|-------------|-------|----------|-----|-----|-----|----|--------------|-----|-----|
| | | | | FG-FGA | PCT | 3FG-3FGA | PCT | FT-FTA | PCT | OFF | DEF | TOT | AVG | | | | |
| Lindenwood | 11/06/2023 | | 04:00 | 1-2 | .500 | 0-0 | .000 | 0-1 | .000 | 0 | 0 | 0 | 0.0 | 0 | 1 0 0 0 | 2 | 2.0 |
| Florida A&M | 11/09/2023 | | 02:20 | 1-1 | 1.000 | 0-0 | .000 | 0-0 | .000 | 1 | 0 | 1 | 0.5 | 0 | 0 0 0 0 | 2 | 2.0 |
| Stony Brook | 11/15/2023 | | 01:47 | 0-0 | .000 | 0-0 | .000 | 0-0 | .000 | 0 | 0 | 0 | 0.3 | 0 | 0 0 0 0 | 0 | 1.3 |
| vs Oregon St. | 11/18/2023 | | 01:09 | 0-0 | .000 | 0-0 | .000 | 0-0 | .000 | 0 | 0 | 0 | 0.3 | 0 | 0 0 0 0 | 0 | 1.0 |
| Creighton | 12/03/2023 | | 00:56 | 0-0 | .000 | 0-0 | .000 | 0-0 | .000 | 0 | 0 | 0 | 0.2 | 0 | 0 0 0 0 | 0 | 0.8 |
| South Carolina St. | 12/29/2023 | | 03:52 | 0-0 | .000 | 0-0 | .000 | 2-2 | 1.000 | 1 | 0 | 1 | 0.3 | 0 | 0 0 0 0 | 2 | 1.0 |
| at Maryland | 01/27/2024 | | 01:23 | 0-0 | .000 | 0-0 | .000 | 0-0 | .000 | 0 | 0 | 0 | 0.3 | 0 | 0 0 0 0 | 0 | 0.9 |
| at Illinois | 02/04/2024 | | 00:04 | 0-0 | .000 | 0-0 | .000 | 0-0 | .000 | 0 | 0 | 0 | 0.3 | 0 | 0 0 0 0 | 0 | 0.8 |
| at Northwestern | 02/07/2024 | | 00:05 | 0-0 | .000 | 0-0 | .000 | 0-0 | .000 | 0 | 0 | 0 | 0.2 | 1 | 0 0 0 0 | 0 | 0.7 |
| Michigan | 02/10/2024 | | 01:20 | 0-0 | .000 | 0-0 | .000 | 0-0 | .000 | 0 | 0 | 0 | 0.2 | 0 | 1 0 0 0 | 0 | 0.6 |
| Penn St. | 02/17/2024 | | 00:29 | 0-0 | .000 | 0-0 | .000 | 0-0 | .000 | 0 | 0 | 0 | 0.2 | 0 | 0 1 0 0 | 0 | 0.5 |
| at Ohio St. | 02/29/2024 | | 00:20 | 0-0 | .000 | 0-0 | .000 | 0-0 | .000 | 0 | 0 | 0 | 0.2 | 0 | 0 0 0 0 | 0 | 0.5 |
| Totals | | | 0 17:44 | 2-3 | .667 | 0-0 | .000 | 2-3 | .667 | 2 | 0 | 2 | 0.2 | 1 | 2 1 0 0 | 6 | 0.5 |

Player Averages

| Games Played | Minutes/ game | Points/ game | FG Pct | 3FG Pct | FT Pct | Rebounds/ game | Assists/ game | Turnovers/ game | Assist/Turnover ratio | Steals/ game | Blocks/ game |
|--------------|---------------|--------------|--------|---------|--------|----------------|---------------|-----------------|-----------------------|--------------|--------------|
| 12 | 1.5 | 0.5 | 66.7 | 0.0 | 66.7 | 0.2 | 0.2 | 0.1 | 2.0 | 0.0 | 0.0 |

CALE JACOBSEN

REDSHIRT FRESHMAN • GUARD • 6-4 • 200 • ASHLAND, NEB. • ASHLAND-GREENWOOD

CAREER STATS

| | | | | Field Goals | | 3-Point | | F-Throws | | Rebounds | | | | | | | | | | Scoring | |
|---------|------|-------|-----|-------------|--------|---------|----------|----------|--------|----------|-----|-----|-----|-----|-------|---|----|-----|-----|---------|-----|
| SEASON | TEAM | GP-GS | MIN | AVG | FG-FGA | FG% | 3FG-3FGA | 3FG% | FT-FTA | FT% | OFF | DEF | TOT | AVG | PF-FO | A | TO | BLK | STL | PTS | AVG |
| 2023-24 | Nebr | 17-0 | 47 | 2.8 | 4-7 | .571 | 0-2 | .000 | 3-6 | .500 | 0 | 3 | 3 | 0.2 | 5-0 | 5 | 2 | 0 | 1 | 11 | 0.6 |
| TOTAL | | 17-0 | 47 | 2.8 | 4-7 | .571 | 0-2 | .000 | 3-6 | .500 | 0 | 3 | 3 | 0.2 | 5-0 | 5 | 2 | 0 | 1 | 11 | 0.6 |

2023-24 GAME BY GAME

| Opponent | Date | GS | MIN | Total | | 3-Pointers | | Free throws | | Rebounds | | | | PF | A | TO | BLK | STL | PTS | AVG |
|--------------------|------------|----|-------|--------|-------|------------|------|-------------|-------|----------|-----|-----|-----|----|---|----|-----|-----|-----|-----|
| | | | | FG-FGA | PCT | 3FG-3FGA | PCT | FT-FTA | PCT | OFF | DEF | TOT | AVG | | | | | | | |
| Lindenwood | 11/06/2023 | | 11:07 | 0-0 | .000 | 0-0 | .000 | 0-0 | .000 | 0 | 1 | 1 | 1.0 | 1 | 1 | 0 | 0 | 1 | 0 | 0.0 |
| Florida A&M | 11/09/2023 | | 05:05 | 1-1 | 1.000 | 0-0 | .000 | 1-2 | .500 | 0 | 0 | 0 | 0.5 | 0 | 1 | 1 | 0 | 0 | 3 | 1.5 |
| Stony Brook | 11/15/2023 | | 01:47 | 0-0 | .000 | 0-0 | .000 | 0-0 | .000 | 0 | 0 | 0 | 0.3 | 0 | 0 | 0 | 0 | 0 | 1.0 | |
| vs Oregon St. | 11/18/2023 | | 02:25 | 1-1 | 1.000 | 0-0 | .000 | 0-2 | .000 | 0 | 0 | 0 | 0.3 | 2 | 0 | 0 | 0 | 0 | 2 | 1.3 |
| Creighton | 12/03/2023 | | 03:27 | 0-1 | .000 | 0-0 | .000 | 0-0 | .000 | 0 | 0 | 0 | 0.2 | 0 | 0 | 0 | 0 | 0 | 1.0 | |
| at Minnesota | 12/06/2023 | | 00:03 | 0-0 | .000 | 0-0 | .000 | 0-0 | .000 | 0 | 0 | 0 | 0.2 | 1 | 0 | 0 | 0 | 0 | 0.8 | |
| North Dakota | 12/20/2023 | | 00:29 | 0-0 | .000 | 0-0 | .000 | 0-0 | .000 | 0 | 0 | 0 | 0.1 | 0 | 0 | 0 | 0 | 0 | 0.7 | |
| South Carolina St. | 12/29/2023 | | 13:13 | 1-3 | .333 | 0-2 | .000 | 2-2 | 1.000 | 0 | 2 | 2 | 0.4 | 0 | 1 | 1 | 0 | 0 | 4 | 1.1 |
| at Wisconsin | 01/06/2024 | | 01:15 | 0-0 | .000 | 0-0 | .000 | 0-0 | .000 | 0 | 0 | 0 | 0.3 | 0 | 1 | 0 | 0 | 0 | 1.0 | |
| at Iowa | 01/12/2024 | | 02:08 | 0-0 | .000 | 0-0 | .000 | 0-0 | .000 | 0 | 0 | 0 | 0.3 | 0 | 0 | 0 | 0 | 0 | 0.9 | |
| at Rutgers | 01/17/2024 | | 00:02 | 0-0 | .000 | 0-0 | .000 | 0-0 | .000 | 0 | 0 | 0 | 0.3 | 0 | 0 | 0 | 0 | 0 | 0.8 | |
| at Maryland | 01/27/2024 | | 02:01 | 0-0 | .000 | 0-0 | .000 | 0-0 | .000 | 0 | 0 | 0 | 0.3 | 0 | 0 | 0 | 0 | 0 | 0.8 | |
| at Illinois | 02/04/2024 | | 00:09 | 0-0 | .000 | 0-0 | .000 | 0-0 | .000 | 0 | 0 | 0 | 0.2 | 1 | 0 | 0 | 0 | 0 | 0.7 | |
| at Northwestern | 02/07/2024 | | 00:09 | 0-0 | .000 | 0-0 | .000 | 0-0 | .000 | 0 | 0 | 0 | 0.2 | 0 | 0 | 0 | 0 | 0 | 0.6 | |
| Michigan | 02/10/2024 | | 01:39 | 0-0 | .000 | 0-0 | .000 | 0-0 | .000 | 0 | 0 | 0 | 0.2 | 0 | 0 | 0 | 0 | 0 | 0.6 | |
| Penn St. | 02/17/2024 | | 01:38 | 1-1 | 1.000 | 0-0 | .000 | 0-0 | .000 | 0 | 0 | 0 | 0.2 | 0 | 1 | 0 | 0 | 0 | 2 | 0.7 |
| at Ohio St. | 02/29/2024 | | 00:47 | 0-0 | .000 | 0-0 | .000 | 0-0 | .000 | 0 | 0 | 0 | 0.2 | 0 | 0 | 0 | 0 | 0 | 0.6 | |
| Totals | | 0 | 47:24 | 4-7 | .571 | 0-2 | .000 | 3-6 | .500 | 0 | 3 | 3 | 0.2 | 5 | 5 | 2 | 0 | 1 | 11 | 0.6 |

Player Averages

| Games Played | Minutes/game | Points/game | FG Pct | 3FG Pct | FT Pct | Rebounds/game | Assists/game | Turnovers/game | Assist/Turnover ratio | Steals/game | Blocks/game |
|--------------|--------------|-------------|--------|---------|--------|---------------|--------------|----------------|-----------------------|-------------|-------------|
| 17 | 2.8 | 0.6 | 57.1 | 0.0 | 50.0 | 0.2 | 0.3 | 0.1 | 2.5 | 0.1 | 0.0 |



MISC. STATS

| Category | 2023-24 | Career |
|-------------------|---------|--------|
| 10+ Points | 0 | 0 |
| 20+ Points | 0 | 0 |
| 30+ Points | 0 | 0 |
| 40+ Points | 0 | 0 |
| Double-Doubles | 0 | 0 |
| 10+ Rebounds | 0 | 0 |
| 10+ Assists | 0 | 0 |
| Led NU in Scoring | 0 | 0 |
| Led NU in Reb. | 0 | 0 |
| Led NU in Assists | 0 | 0 |

HENRY BURT

REDSHIRT FRESHMAN • FORWARD • 6-7 • 216 • OMAHA, NEB. • ELKHORN SOUTH

CAREER STATS

| | | | | | Field Goals | | 3-Point | | F-Throws | | Rebounds | | | | | | | | Scoring | | |
|---------|------|-------|-------|-----|-------------|-----|----------|------|----------|------|----------|-----|-----|-----|-------|---|----|-----|---------|-----|-----|
| SEASON | TEAM | GP-GS | MIN | AVG | FG-FGA | FG% | 3FG-3FGA | 3FG% | FT-FTA | FT% | OFF | DEF | TOT | AVG | PF-FO | A | TO | BLK | STL | PTS | AVG |
| 2023-24 | Nebr | 6-0 | 8/1.4 | 1-1 | 1.000 | | 0-0 | .000 | 0-2 | .000 | 0 | 3 | 3 | 0.5 | 1-0 | 0 | 0 | 0 | 0 | 2 | 0.3 |
| TOTAL | | 6-0 | 8/1.4 | 1-1 | 1.000 | | 0-0 | .000 | 0-2 | .000 | 0 | 3 | 3 | 0.5 | 1-0 | 0 | 0 | 0 | 0 | 2 | 0.3 |

2023-24 GAME BY GAME

| Opponent | Date | GS | MIN | Total | | 3-Pointers | | Free throws | | Rebounds | | | | PF | A | TO | BLK | STL | PTS | AVG |
|---------------|------------|----|-------|--------|-------|------------|------|-------------|------|----------|-----|-----|-----|----|---|----|-----|-----|-----|-----|
| | | | | FG-FGA | PCT | 3FG-3FGA | PCT | FT-FTA | PCT | OFF | DEF | TOT | AVG | | | | | | | |
| Lindenwood | 11/06/2023 | | 02:37 | 0-0 | .000 | 0-0 | .000 | 0-0 | .000 | 0 | 0 | 0 | 0.0 | 0 | 0 | 0 | 0 | 0 | 0.0 | |
| Florida A&M | 11/09/2023 | | 01:40 | 1-1 | 1.000 | 0-0 | .000 | 0-2 | .000 | 0 | 1 | 1 | 0.5 | 0 | 0 | 0 | 0 | 2 | 1.0 | |
| Stony Brook | 11/15/2023 | | 00:53 | 0-0 | .000 | 0-0 | .000 | 0-0 | .000 | 0 | 1 | 1 | 0.7 | 0 | 0 | 0 | 0 | 0 | 0.7 | |
| vs Oregon St. | 11/18/2023 | | 01:09 | 0-0 | .000 | 0-0 | .000 | 0-0 | .000 | 0 | 0 | 0 | 0.5 | 0 | 0 | 0 | 0 | 0 | 0.5 | |
| Michigan | 02/10/2024 | | 01:20 | 0-0 | .000 | 0-0 | .000 | 0-0 | .000 | 0 | 1 | 1 | 0.6 | 1 | 0 | 0 | 0 | 0 | 0.4 | |
| Penn St. | 02/17/2024 | | 00:29 | 0-0 | .000 | 0-0 | .000 | 0-0 | .000 | 0 | 0 | 0 | 0.5 | 0 | 0 | 0 | 0 | 0 | 0.3 | |
| Totals | | 0 | 08:08 | 1-1 | 1.000 | 0-0 | .000 | 0-2 | .000 | 0 | 3 | 3 | 0.5 | 1 | 0 | 0 | 0 | 2 | 0.3 | |

Player Averages

| Games Played | Minutes/game | Points/game | FG Pct | 3FG Pct | FT Pct | Rebounds/game | Assists/game | Turnovers/game | Assist/Turnover ratio | Steals/game | Blocks/game |
|--------------|--------------|-------------|--------|---------|--------|---------------|--------------|----------------|-----------------------|-------------|-------------|
| 6 | 1.4 | 0.3 | 100.0 | 0.0 | 0.0 | 0.5 | 0.0 | 0.0 | 0.0 | 0.0 | 0.0 |



2023-24 HONORS

• NU Scholar-Athlete Honor Roll (Fall, 2023)

MISC. STATS

| Category | 2023-24 | Career |
|-------------------|---------|--------|
| 10+ Points | 0 | 0 |
| 20+ Points | 0 | 0 |
| 30+ Points | 0 | 0 |
| 40+ Points | 0 | 0 |
| Double-Doubles | 0 | 0 |
| 10+ Rebounds | 0 | 0 |
| 10+ Assists | 0 | 0 |
| Led NU in Scoring | 0 | 0 |
| Led NU in Reb. | 0 | 0 |
| Led NU in Assists | 0 | 0 |

NEBRASKA 84, LINDENWOOD 52



Official Basketball Box Score - Final
Lindenwood at Nebraska
11/05/23 Pinnacle Bank Arena, Lincoln
Nebraska vs. Lindenwood

Game Time: 7:01 PM
Game Duration: 1:49
Attendance: 13,478

Officials: Tim Connor, Andy O'Brien, Mason Siler

Lindenwood - 52

Record: 0-1

| NO. | Name | Min | FG | 3P | FT | Rebounds | Fouls | TP | AS | TO | ST | Blocks | BS | BA | | | |
|--------|--------------------|---------|-------|------|-----|----------|-------|----|----|----|----|--------|----|----|---|---|-----|
| | | | M-A | M-A | M-A | OR | DR | PF | | | | | | | | | |
| 0 | David Ware | F 19:42 | 0-3 | 0-0 | 0-0 | 2 | 5 | 7 | 2 | 1 | 0 | 0 | 0 | 2 | 0 | 1 | -14 |
| 5 | Jaylon McDaniel | F 22:27 | 3-7 | 0-0 | 0-3 | 1 | 5 | 6 | 4 | 2 | 6 | 0 | 2 | 0 | 1 | 1 | -19 |
| 24 | Keenen Cole | F 31:26 | 5-16 | 0-1 | 4-4 | 2 | 2 | 4 | 2 | 3 | 14 | 0 | 3 | 0 | 0 | 2 | -31 |
| 15 | Nathan Johnson Jr. | G 25:45 | 2-5 | 0-1 | 1-1 | 1 | 1 | 2 | 1 | 1 | 1 | 5 | 0 | 2 | 1 | 0 | -25 |
| 25 | Darius Beane | G 20:24 | 3-8 | 0-0 | 0-1 | 2 | 2 | 4 | 2 | 6 | 0 | 0 | 1 | 0 | 0 | 0 | -10 |
| 3 | Tommie Williams | G 19:35 | 1-5 | 0-0 | 0-0 | 1 | 2 | 3 | 2 | 1 | 2 | 2 | 2 | 0 | 0 | 0 | -9 |
| 23 | Jeremiah Talton | 20:00 | 4-11 | 2-5 | 0-0 | 1 | 2 | 3 | 1 | 0 | 10 | 0 | 0 | 1 | 0 | 2 | -14 |
| 1 | Colin Ruffin | 20:14 | 4-8 | 1-3 | 0-0 | 0 | 5 | 5 | 3 | 1 | 9 | 0 | 0 | 0 | 0 | 0 | -30 |
| 22 | Isaac Ordekane | 10:07 | 0-0 | 0-0 | 0-0 | 0 | 1 | 1 | 0 | 0 | 0 | 0 | 0 | 0 | 1 | 0 | -13 |
| 11 | Amoro Lado | 10:20 | 0-5 | 0-4 | 0-0 | 0 | 0 | 0 | 2 | 1 | 0 | 0 | 0 | 0 | 0 | 0 | -5 |
| Team | | | | | | 3 | 2 | 5 | | | 0 | 1 | | | | | |
| Totals | | | 22-68 | 3-16 | 5-9 | 13 | 27 | 40 | 21 | 12 | 52 | 2 | 12 | 4 | 2 | 7 | -32 |

Technical Fouls: NONE

| Shooting By Period | | |
|--------------------------|-------|-------|
| 1 st FG% | 10-33 | 30.3% |
| 3PT% | 1-5 | 20.0% |
| FT% | 3-3 | 100% |
| 2 nd FG% | 12-35 | 34.3% |
| 3PT% | 2-11 | 18.2% |
| FT% | 2-6 | 33.3% |
| GM FG% | 22-68 | 32.4% |
| 3PT% | 3-16 | 18.8% |
| FT% | 5-9 | 55.6% |
| Dead Ball Rebounds: 1, 0 | | |

Nebraska - 84

Record: 1-0

| NO. | Name | Min | FG M-A | 3P M-A | FT M-A | Rebounds OR DR TOT | Fouls PF FO | TP | AS | TO | ST | Blocks | BS | BA | + | - | |
|--------|--------------------|---------|-----------|-----------|-----------|-----------------------|----------------|----|----|----|----|--------|----|----|---|---|----|
| 51 | Rienk Mast | F 25:18 | 5-7 | 1-3 | 2-3 | 1 | 5 | 6 | 1 | 3 | 13 | 3 | 2 | 0 | 0 | 0 | 11 |
| 53 | Josiah Allick | F 23:30 | 4-5 | 1-1 | 2-2 | 2 | 6 | 8 | 1 | 4 | 11 | 2 | 0 | 2 | 1 | 0 | 34 |
| 0 | C.J. Wilcher | G 22:08 | 4-8 | 2-5 | 3-4 | 0 | 1 | 1 | 0 | 2 | 13 | 2 | 0 | 0 | 2 | 0 | 26 |
| 3 | Brice Williams | G 23:15 | 4-11 | 2-6 | 3-4 | 0 | 1 | 1 | 1 | 2 | 13 | 2 | 1 | 0 | 1 | 1 | 30 |
| 10 | Jamarques Lawrence | G 18:22 | 2-8 | 2-6 | 1-2 | 4 | 2 | 6 | 3 | 1 | 7 | 1 | 2 | 0 | 0 | 0 | 16 |
| 1 | Sam Holberg | 25:14 | 5-7 | 2-4 | 3-5 | 0 | 5 | 5 | 1 | 3 | 15 | 2 | 0 | 1 | 1 | 0 | 30 |
| 9 | Jarron Coleman | 19:47 | 1-3 | 1-2 | 2-2 | 0 | 6 | 6 | 1 | 2 | 5 | 4 | 2 | 1 | 0 | 0 | 19 |
| 11 | Eli Rice | 19:08 | 0-3 | 0-2 | 2-4 | 2 | 3 | 5 | 2 | 2 | 2 | 1 | 2 | 0 | 1 | 1 | 3 |
| 31 | Cale Jacobsen | 11:07 | 0-0 | 0-0 | 0-0 | 0 | 1 | 1 | 1 | 0 | 0 | 1 | 0 | 1 | 0 | 0 | 1 |
| 21 | Metar Diop | 05:34 | 1-2 | 0-1 | 1-2 | 0 | 1 | 1 | 1 | 1 | 3 | 0 | 0 | 0 | 1 | 0 | -3 |
| 24 | Jeff Grace | 04:00 | 1-2 | 0-0 | 0-1 | 0 | 0 | 0 | 0 | 1 | 2 | 1 | 0 | 0 | 0 | 0 | -3 |
| 35 | Henry Burt | 02:37 | 0-0 | 0-0 | 0-0 | 0 | 0 | 0 | 0 | 0 | 0 | 0 | 0 | 0 | 0 | 0 | -4 |
| Team | | | | | | 1 | 3 | 4 | | | 0 | 0 | | | | | |
| Totals | | | 27-56 | 11-30 | 19-29 | 8 | 36 | 44 | 12 | 21 | 84 | 19 | 0 | 5 | 7 | 2 | 32 |

Technical Fouls: NONE

| LWU | | NEB | |
|------------------|---------------------------|---------------------------|--|
| Biggest lead | 2 (1 st 19:36) | 36 (2 nd 5:34) | |
| Best Scoring Run | 7 (2 nd 14:37) | 10 (1 st 4:27) | |
| Lead Changes | 1 | | |
| Times Tied | 0 | | |
| Time with Lead | 00:23 | 39:13 | |

| Points from Turnovers | | LWU | | NEB | |
|--------------------------|----|-----|----|-----|--|
| Paint | 32 | 32 | 32 | | |
| Second Chance | 9 | 11 | | | |
| Fast Breaks | 8 | 4 | | | |
| Bench | 21 | 27 | | | |
| Period by Period Scoring | | LWU | | NEB | |
| 1st | 24 | 28 | 52 | | |
| 2nd | 51 | 33 | 84 | | |

NEBRASKA 81, FLORIDA A&M 54



Official Basketball Box Score - Final
Florida A&M at Nebraska
11/05/23 Pinnacle Bank Arena, Lincoln
Nebraska vs. Florida A&M

Game Time: 7:01 PM
Game Duration: 2:04
Attendance: 13,766

Officials: Paul Sozio, Edwin Young, Tony Meeks

Florida A&M - 54

Record: 0-2

| NO. | Name | Min | FG M-A | 3P M-A | FT M-A | Rebounds OR DR TOT | Fouls PF FT | TP | AS | TO | ST | Blocks BS BA | + | - |
|--------|---------------------|---------|-----------|-----------|-----------|-----------------------|----------------|----|----|----|----|-----------------|---|-----|
| 5 | Keith Lamar | F 22:51 | 2-8 | 0-1 | 1-2 | 1 2 3 | 3 2 | 5 | 2 | 1 | 1 | 0 | 0 | -18 |
| 13 | Shannon Grant | F 19:48 | 2-3 | 0-0 | 0-0 | 0 3 3 | 5 1 | 4 | 0 | 3 | 2 | 0 | 0 | -10 |
| 2 | Jordan Chatman | G 10:11 | 0-3 | 0-1 | 0-0 | 0 0 0 | 4 0 | 0 | 0 | 1 | 1 | 0 | 1 | -7 |
| 4 | Hantz Louis-Jeune | G 18:32 | 3-7 | 1-3 | 1-2 | 0 5 5 | 3 2 | 8 | 0 | 0 | 1 | 2 | 2 | -21 |
| 12 | K'Jae Parker | 36:54 | 5-20 | 1-6 | 2-2 | 1 5 6 | 1 3 | 13 | 3 | 2 | 0 | 0 | 0 | -25 |
| 11 | Roderick Coffee III | 20:38 | 0-6 | 0-4 | 2-4 | 1 1 2 | 1 3 | 2 | 2 | 1 | 0 | 0 | 1 | -4 |
| 24 | Ja'Derrys Eatmon | 18:21 | 3-7 | 0-0 | 2-2 | 3 1 4 | 2 3 | 8 | 0 | 2 | 1 | 1 | 1 | -15 |
| 10 | Chase Barrs | 15:08 | 0-1 | 0-0 | 1-2 | 3 1 4 | 5 1 | 1 | 1 | 1 | 0 | 0 | 0 | -10 |
| 23 | Mies Hall | 13:40 | 1-3 | 0-0 | 1-2 | 0 3 3 | 0 1 | 3 | 1 | 0 | 1 | 0 | 0 | -14 |
| 3 | Monrell Schramm | 22:05 | 4-7 | 2-4 | 0-1 | 1 2 3 | 2 1 | 10 | 1 | 2 | 1 | 0 | 0 | -8 |
| 34 | Richard Mathews | 01:52 | 0-1 | 0-1 | 0-0 | 0 0 0 | 0 0 | 0 | 0 | 0 | 0 | 0 | 0 | -3 |
| Team | | | | | | 1 1 2 | 0 | 0 | 1 | | | | | |
| Totals | | | 20-66 | 4-20 | 10-17 | 11 24 35 | 26 17 | 54 | 10 | 14 | 8 | 3 | 5 | -27 |

Technical Fouls: NONE

| Shooting By Period | | |
|--------------------------|-------|-------|
| 1 st FG% | 9-31 | 29.0% |
| 3PT% | 2-9 | 22.2% |
| FT% | 5-6 | 83.3% |
| 2 nd FG% | 11-35 | 31.4% |
| 3PT% | 5-11 | 45.5% |
| GM FG% | 20-66 | 30.3% |
| 3PT% | 4-20 | 20.0% |
| FT% | 10-17 | 58.8% |
| Dead Ball Rebounds: 3, 0 | | |

Nebraska - 81

Record: 2-0

| NO. | Name | Min | FG | 3P | FT | Rebounds | Fouls | TP | AS | TO | ST | Blocks |
|--------|--------------------|---------|-------|-------|-------|----------|-------|----|----|----|----|--------|
| | | | M-A | M-A | M-A | OR | DR | PF | | | | BS |
| 51 | Rienk Mast | F 27:21 | 6-14 | 2-5 | 6-6 | 5 | 11 | 16 | 2 | 4 | 20 | 2 |
| 53 | Josiah Allick | F 28:38 | 1-3 | 0-0 | 3-4 | 3 | 2 | 5 | 1 | 4 | 5 | 0 |
| 0 | C.J. Wilcher | G 19:51 | 2-6 | 1-4 | 1-2 | 0 | 1 | 1 | 4 | 1 | 6 | 2 |
| 3 | Brice Williams | G 22:19 | 3-9 | 2-4 | 7-7 | 2 | 4 | 6 | 3 | 4 | 15 | 2 |
| 10 | Jamarques Lawrence | G 24:40 | 2-6 | 0-3 | 1-2 | 0 | 5 | 5 | 1 | 1 | 5 | 4 |
| 1 | Sam Holberg | 22:37 | 1-3 | 1-3 | 0-0 | 1 | 2 | 3 | 1 | 2 | 3 | 1 |
| 9 | Jarron Coleman | 17:54 | 1-3 | 1-3 | 1-3 | 0 | 3 | 3 | 0 | 3 | 4 | 3 |
| 11 | Eli Rice | 22:18 | 4-9 | 3-6 | 5-8 | 0 | 4 | 4 | 1 | 5 | 16 | 0 |
| 21 | Metar Diop | 05:17 | 0-0 | 0-0 | 0-0 | 0 | 1 | 1 | 4 | 0 | 0 | 3 |
| 31 | Cale Jacobsen | 05:05 | 1-1 | 0-0 | 1-2 | 0 | 0 | 0 | 0 | 1 | 3 | 1 |
| 24 | Jeff Grace | 02:20 | 1-1 | 0-0 | 0 | 0 | 1 | 0 | 0 | 0 | 2 | 0 |
| 35 | Henry Burt | 01:40 | 1-1 | 0-0 | 0-2 | 0 | 1 | 1 | 0 | 0 | 1 | 2 |
| Team | | | | | | 4 | 5 | 9 | | | 0 | 0 |
| Totals | | | 23-56 | 10-28 | 25-36 | 16 | 39 | 55 | 17 | 26 | 81 | 15 |
| | | | | | | 7 | 5 | 3 | | | 7 | 5 |

Technical Fouls: NONE

| FAMU | | NEB | |
|------------------|---------------------------|----------------------------|--|
| Biggest lead | 1 (1 st 15:38) | 29 (2 nd 12:39) | |
| Best Scoring Run | 5 (2 nd 10:54) | 12 (1 st 12:12) | |
| Lead Changes | 12 | | |
| Times Tied | 0 | | |
| Time with Lead | 00:18 | 39:12 | |

| Points from Turnovers | | FAMU | | NEB | |
|--------------------------|----|------|----|-----|--|
| Paint | 26 | 24 | | | |
| Second Chance | 9 | 18 | | | |
| Fast Breaks | 3 | 9 | | | |
| Bench | 24 | 30 | | | |
| Period by Period Scoring | | FAMU | | NEB | |
| 1st | 25 | 29 | 54 | | |
| 2nd | 41 | 40 | 81 | | |

NEBRASKA 64, RIDER 50



Official Basketball Box Score - Final
Rider at Nebraska
11/15/23 Pinnacle Bank Arena, Lincoln
Nebraska vs. Rider

Game Time: 7:05 PM
Game Duration: 1:57
Attendance: 13,478

Officials: Keith Kirtle, Amy Bonner, Marques Pettigrew

Rider - 50

Record: 1-2

| NO. | Name | Min | FG | 3P | FT | Rebounds | Fouls | TP | AS | TO | ST | Blocks | BS | BA | + | - | |
|------------------------------------|-----------------|---------|-------|------|-------|----------|-------|----|----|----|----|--------|----|----|---|---|-----|
| | | | M-A | M-A | M-A | OR | DR | PF | | | | | | | | | |
| 14 | JT Langston Jr | F 23:50 | 1-4 | 0-1 | 1-2 | 1 | 3 | 4 | 1 | 1 | 3 | 0 | 0 | 2 | 3 | 0 | -8 |
| 33 | Taric Ingram | F 33:30 | 1-6 | 0-0 | 2-2 | 1 | 7 | 8 | 3 | 1 | 4 | 2 | 0 | 3 | 1 | 0 | -10 |
| 2 | Allen Powell | G 35:16 | 2-13 | 1-8 | 0-0 | 0 | 2 | 2 | 2 | 1 | 5 | 3 | 0 | 2 | 0 | 0 | -8 |
| 3 | Corey McKelthan | G 34:19 | 6-14 | 2-6 | 4-5 | 0 | 5 | 5 | 1 | 2 | 18 | 2 | 4 | 0 | 0 | 1 | -14 |
| 35 | T.J. Weeks Jr | G 28:56 | 2-9 | 1-5 | 1-1 | 1 | 4 | 5 | 4 | 1 | 6 | 0 | 1 | 2 | 0 | 0 | -12 |
| 5 | Mervin James | 19:44 | 4-7 | 2-3 | 0-0 | 2 | 3 | 5 | 5 | 1 | 10 | 1 | 2 | 1 | 0 | 0 | -8 |
| 0 | DJ Dudley | 14:41 | 1-3 | 0-2 | 2-2 | 0 | 3 | 3 | 0 | 1 | 4 | 0 | 2 | 0 | 0 | 0 | -1 |
| 31 | Tyreek Weeks | 01:52 | 0-0 | 0-0 | 0-0 | 0 | 0 | 0 | 0 | 0 | 0 | 0 | 0 | 0 | 0 | 0 | -5 |
| 23 | Anthony McCall | 07:52 | 0-0 | 0-0 | 0-0 | 0 | 0 | 2 | 1 | 0 | 0 | 2 | 0 | 0 | 0 | 0 | -4 |
| Team | | | | | | 1 | 0 | 1 | | | | 0 | | | | | |
| Totals | | | 17:56 | 6-25 | 10-12 | 7 | 27 | 34 | 18 | 9 | 50 | 8 | 11 | 10 | 5 | 0 | -14 |
| Technical Fouls: James 2, 05/13/21 | | | | | | | | | | | | | | | | | |

2023-24 BOXSCORES

NEBRASKA 84, OREGON STATE 63



Official Basketball Box Score - Final
Oregon St. at Nebraska
11/18/23 Sanford Pentagon, Sioux Falls
2023-24 Men's Basketball

Game Time: 3:00 PM
Game Duration: 1:56
Attendance: 2,938

Officials: Kelly Pfeiffer, Rob Kueneman, Nate Harris

| Oregon St. - 63 | | | | | | | | | | | | |
|--------------------|---------|-----------|-----------|-----------|-----------------------|-------------|----|----|----|-----|-----------------|-----|
| Record: 3-1 | | | | | | | | | | | | |
| NO. Name | Min | FG M-A | 3P M-A | FT M-A | Rebounds OR DR TOT | Fouls PF | TP | AS | TO | ST | Blocks BS BA | +/- |
| 34 Tyler Bilodeau | F 32:53 | 4-10 | 0-2 | 7-7 | 0 7 7 | 4 4 | 15 | 1 | 2 | 1 | 1 1 | -18 |
| 15 Choi Marial | G 05:35 | 0-1 | 0-1 | 0-0 | 0 1 1 | 1 0 | 0 | 0 | 0 | 0 | 0 0 | -4 |
| 0 Jordan Pope | G 35:41 | 8-12 | 9-9 | 6-6 | 2 1 3 | 1 5 | 25 | 3 | 0 | 0 | 1 1 | -21 |
| 1 Christian Wright | G 19:40 | 2-5 | 1-2 | 1-2 | 0 1 1 | 3 2 | 6 | 2 | 2 | 0 | 0 0 | -4 |
| 4 Dexter Akanno | G 14:42 | 0-7 | 0-4 | 0-0 | 0 1 1 | 2 2 | 0 | 0 | 0 | 1 0 | 1 1 | -15 |
| 24 KC Ikwke | 10:34 | 1-4 | 0-0 | 0-0 | 4 1 5 | 1 1 | 2 | 0 | 0 | 0 0 | 1 0 | -22 |
| 5 Justin Rochelin | 13:25 | 2-8 | 2-6 | 2-2 | 2 1 3 | 5 1 | 8 | 0 | 0 | 1 0 | 0 0 | 2 |
| 11 DaJohn Craig | 17:37 | 1-3 | 0-1 | 1-2 | 0 2 2 | 2 1 | 3 | 2 | 1 | 0 0 | 0 0 | -18 |
| 22 Thomas Ndong | 11:02 | 0-0 | 0-0 | 0-0 | 0 1 1 | 2 2 | 0 | 1 | 0 | 1 0 | 0 0 | 0 |
| 12 Michael Rataj | 09:39 | 0-3 | 0-1 | 0-0 | 1 1 2 | 0 0 | 0 | 1 | 0 | 0 0 | 1 0 | -4 |
| 3 Gavin Marrs | 12:51 | 1-1 | 0-0 | 0-0 | 1 1 1 | 1 0 | 2 | 0 | 1 | 0 0 | 0 0 | 0 |
| 2 Josiah Lake II | 13:31 | 0-0 | 0-0 | 2-2 | 0 1 1 | 1 1 | 2 | 1 | 0 | 0 0 | 0 0 | 1 |
| 14 Jayden Stevens | 02:50 | 0-0 | 0-0 | 0-0 | 0 1 1 | 0 0 | 0 | 0 | 0 | 0 0 | 0 0 | -9 |
| Team | | | | | 0 2 2 | | 0 | 0 | 0 | | | |
| Totals | | 19-54 | 6-22 | 19-21 | 9 22 31 | 23 19 | 63 | 11 | 9 | 4 | 3 3 | -21 |

Technical Fouls: NONE

| Nebraska - 84 | | | | | | | | | | | | |
|-----------------------|---------|-----------|-----------|-----------|-----------------------|-------------|----|----|----|-----|-----------------|-----|
| Record: 5-0 | | | | | | | | | | | | |
| NO. Name | Min | FG M-A | 3P M-A | FT M-A | Rebounds OR DR TOT | Fouls PF | TP | AS | TO | ST | Blocks BS BA | +/- |
| 51 Rienk Mast | F 28:53 | 5-12 | 0-2 | 5-6 | 6 7 13 | 2 5 | 15 | 2 | 0 | 0 | 0 0 | 22 |
| 53 Josiah Allick | F 24:59 | 2-6 | 0-0 | 4-6 | 2 2 4 | 3 5 | 8 | 0 | 1 | 2 | 0 1 | 17 |
| 3 Brice Williams | G 28:21 | 9-17 | 3-7 | 4-4 | 3 0 3 | 0 4 | 25 | 2 | 0 | 2 | 1 1 | 25 |
| 10 Jamarques Lawrence | G 22:45 | 1-3 | 0-0 | 1-1 | 0 5 5 | 2 1 | 3 | 3 | 0 | 0 | 0 0 | 14 |
| 30 Keisel Tominaga | G 25:09 | 3-6 | 2-3 | 0-0 | 0 2 2 | 2 0 | 8 | 2 | 2 | 2 | 0 0 | 19 |
| 4 Juwan Gary | 20:58 | 5-10 | 1-4 | 1-2 | 4 6 10 | 3 2 | 12 | 2 | 2 | 1 2 | 1 7 | |
| 0 C.J. Wilcher | 12:44 | 1-2 | 1-2 | 0-0 | 0 0 0 | 1 1 | 3 | 1 | 0 | 0 | 0 0 | 0 |
| 1 Sam Holberg | 11:48 | 2-4 | 1-3 | 0-1 | 0 0 0 | 3 1 | 5 | 0 | 1 | 0 | 0 0 | 6 |
| 9 Jarron Coleman | 14:50 | 0-2 | 0-2 | 1-2 | 0 2 2 | 1 2 | 1 | 3 | 0 | 1 | 0 0 | 0 |
| 11 Eli Rice | 02:25 | 0-1 | 0-1 | 0-0 | 0 0 0 | 0 0 | 1 | 0 | 0 | 0 0 | 0 0 | -3 |
| 21 Matar Diop | 02:25 | 1-1 | 0-0 | 0-0 | 0 2 2 | 0 1 | 2 | 1 | 0 | 0 | 0 0 | 0 |
| 3 Cale Jacobsen | 02:25 | 1-1 | 0-0 | 0-2 | 0 0 0 | 2 1 | 2 | 0 | 0 | 0 0 | 0 0 | -3 |
| 24 Jeff Grace | 01:09 | 0-0 | 0-0 | 0-0 | 0 0 0 | 0 0 | 0 | 0 | 0 | 0 0 | 0 0 | -3 |
| 35 Henry Burt | 01:09 | 0-0 | 0-0 | 0-0 | 0 0 0 | 0 0 | 0 | 0 | 0 | 0 0 | 0 0 | -3 |
| Team | | | | | 2 1 3 | | 0 | 0 | 0 | | | |
| Totals | | 30-65 | 8-24 | 16-26 | 17 27 44 | 19 23 | 84 | 16 | 6 | 8 | 3 3 | 21 |

Technical Fouls: NONE

| | OSU | NEB | Technical Fouls: NONE | | | |
|------------------|---------------------------|----------------------------|-----------------------|-----|-----|--------------------------|
| Biggest lead | 6 (1 st 18:12) | 31 (2 nd 14:06) | Points from Turnovers | OSU | NEB | Period by Period Scoring |
| Best Scoring Run | 7 (2 nd 11:15) | 20 (1 st 3:21) | Paint | 16 | 38 | |
| Lead Changes | 1 | | Second Chance | 6 | 22 | OSU |
| Times Tied | 0 | | Fast Breaks | 5 | 21 | 24 |
| Time with Lead | 06:21 | 33:14 | Bench | 17 | 25 | 39 |
| | | | | | | NEB |
| | | | | | | 44 |
| | | | | | | 40 |
| | | | | | | 84 |

NEBRASKA 89, DUQUESNE 79



Official Basketball Box Score - Final
Duquesne at Nebraska
11/22/23 Pinnacle Bank Arena, Lincoln
Nebraska vs. Duquesne

Game Time: 7:01 PM
Game Duration: 2:14
Attendance: 14,426

Officials: Rob Kueneman, WI Howard, Lewis Garrison

| Duquesne - 79 | | | | | | | | | | | | |
|--------------------|---------|-----------|-----------|-----------|-----------------------|-------------|----|----|----|-----|-----------------|-----|
| Record: 4-2 | | | | | | | | | | | | |
| NO. Name | Min | FG M-A | 3P M-A | FT M-A | Rebounds OR DR TOT | Fouls PF | TP | AS | TO | ST | Blocks BS BA | +/- |
| 5 Haili Barrs | F 21:54 | 1-3 | 0-0 | 0-0 | 1 2 3 | 2 0 | 2 | 0 | 0 | 0 | 3 0 | -11 |
| 23 Andrei Savrasov | F 14:05 | 1-3 | 1-2 | 0-0 | 0 3 3 | 2 1 | 3 | 0 | 1 | 0 | 0 0 | -18 |
| 1 Jimmy Clark III | G 24:44 | 5-13 | 1-5 | 4-4 | 1 3 4 | 5 2 | 15 | 2 | 1 | 0 | 0 0 | -8 |
| 3 Dae Dae Grant | G 38:04 | 7-16 | 1-8 | 9-9 | 1 2 3 | 1 6 | 24 | 3 | 0 | 0 | 0 0 | -7 |
| 32 Kareem Rozier | G 30:10 | 6-10 | 4-8 | 0-0 | 1 0 1 | 4 0 | 16 | 1 | 1 | 1 0 | 1 0 | -7 |
| 3 Hassan Drame | 14:22 | 0-5 | 0-2 | 0-0 | 2 4 6 | 2 1 | 0 | 1 | 0 | 0 0 | 0 0 | -4 |
| 34 Fousseyni Drame | 29:33 | 5-7 | 1-2 | 1-2 | 2 6 8 | 1 1 | 12 | 0 | 2 | 0 0 | 0 0 | -2 |
| 2 David Dixon | 11:48 | 3-3 | 0-0 | 1-2 | 4 2 6 | 5 1 | 7 | 0 | 0 | 0 1 | 0 0 | 14 |
| 55 Kalon Nicholls | 06:10 | 0-1 | 0-0 | 0-0 | 0 1 1 | 1 1 | 0 | 0 | 0 | 0 0 | 0 0 | 0 |
| 7 Jakub Necas | 09:10 | 0-2 | 0-2 | 0-0 | 1 0 1 | 1 0 | 0 | 1 | 1 | 0 0 | 0 0 | -7 |
| Team | | | | | 1 0 1 | | 0 | 0 | 0 | | | |
| Totals | | 28-63 | 8-29 | 15-17 | 14 23 37 | 24 13 | 79 | 8 | 6 | 1 | 4 2 | -10 |

Technical Fouls: Clark III 2nd 10:17Team 2nd 0:17

| Nebraska - 89 | | | | | | | | | | | | |
|-----------------------|---------|-----------|-----------|-----------|-----------------------|-------------|----|----|----|-----|-----------------|-----|
| Record: 6-0 | | | | | | | | | | | | |
| NO. Name | Min | FG M-A | 3P M-A | FT M-A | Rebounds OR DR TOT | Fouls PF | TP | AS | TO | ST | Blocks BS BA | +/- |
| 51 Rienk Mast | F 30:39 | 2-6 | 0-2 | 6-6 | 2 4 6 | 3 3 | 10 | 3 | 2 | 0 | 1 0 | -5 |
| 53 Josiah Allick | F 22:57 | 3-5 | 1-1 | 5-7 | 2 5 7 | 0 6 | 12 | 5 | 0 | 0 | 1 1 | 14 |
| 3 Brice Williams | G 30:06 | 3-6 | 1-3 | 4-4 | 0 1 1 | 3 4 | 11 | 1 | 0 | 0 | 0 0 | 0 |
| 10 Jamarques Lawrence | G 26:22 | 2-4 | 2-4 | 0-0 | 0 2 2 | 1 0 | 6 | 3 | 0 | 0 | 0 0 | -2 |
| 30 Keisel Tominaga | G 23:15 | 6-12 | 2-7 | 9-10 | 0 2 2 | 1 6 | 23 | 0 | 0 | 0 0 | 0 0 | -3 |
| 0 C.J. Wilcher | 16:17 | 1-2 | 0-1 | 0-0 | 0 2 2 | 1 1 | 2 | 1 | 0 | 1 0 | 0 0 | 14 |
| 1 Sam Holberg | 14:43 | 1-3 | 1-1 | 0-0 | 0 0 0 | 0 0 | 3 | 0 | 0 | 0 0 | 1 2 | 10 |
| 4 Juwan Gary | 22:03 | 7-10 | 2-4 | 4-4 | 3 3 5 | 3 2 | 20 | 1 | 0 | 0 | 0 0 | 10 |
| 9 Jarron Coleman | 13:38 | 1-5 | 0-1 | 0-0 | 1 1 2 | 1 1 | 2 | 4 | 0 | 0 0 | 1 1 | 12 |
| Team | | | | | 0 2 2 | | 0 | 0 | 0 | | | |
| Totals | | 26-53 | 9-24 | 28-31 | 7 22 29 | 13 23 | 89 | 18 | 2 | 1 | 2 4 | 10 |

Technical Fouls: NONE

| | DUQ | NEB | | | | |
|------------------|---------------------------|----------------------------|--------------------------|-----|-----|-----|
| Biggest lead | 6 (1 st 12:37) | 17 (2 nd 6:57) | Points from Turnovers | DUQ | NEB | |
| Best Scoring Run | 10 (2 nd 4:31) | 13 (2 nd 10:22) | Paint | 34 | 32 | |
| Lead Changes | 9 | | Second Chance | 16 | 8 | |
| Times Tied | 7 | | Fast Breaks | 10 | 8 | |
| Time with Lead | 18:48 | 18:21 | Bench | 19 | 27 | |
| | | | Period by Period Scoring | | | |
| | | | | 1st | 2nd | TOT |
| | | | DUQ | 39 | 40 | 79 |
| | | | NEB | 37 | 52 | 89 |

NEBRASKA 85, CAL STATE FULLERTON 72



Official Basketball Box Score - Final
Cal St. Fullerton at Nebraska
11/22/23 Pinnacle Bank Arena, Lincoln
Nebraska vs. Cal State Fullerton

Game Time: 1:01 PM
Game Duration: 1:51
Attendance: 14,711

Officials: Bret Smith, Alfred Smith, Jourdan Love

| Cal St. Fullerton - 72 | | | | | | | | | | | | |
|------------------------|---------|-----------|-----------|-----------|-----------------------|-------------|----|----|----|-----|-----------------|-----|
| Record: 2-4 | | | | | | | | | | | | |
| NO. Name | Min | FG M-A | 3P M-A | FT M-A | Rebounds OR DR TOT | Fouls PF | TP | AS | TO | ST | Blocks BS BA | +/- |
| 3 Bert Kabamba | F 20:44 | 0-2 | 0-0 | 2-4 | 6 3 9 | 3 0 | 0 | 2 | 3 | 0 | 0 1 | -13 |
| 13 Vincent Lee | F 16:39 | 3-5 | 0-0 | 2-2 | 1 0 1 | 0 1 | 8 | 0 | 0 | 1 2 | 1 5 | |
| 2 Max Jones | G 31:10 | 10-19 | 5-7 | 5-7 | 0 3 3 | 1 6 | 30 | 1 | 4 | 1 0 | 0 0 | -8 |
| 7 Dominic Brewton | G 31:41 | 5-16 | 0-3 | 0-0 | 1 4 5 | 1 1 | 10 | 1 | 2 | 2 | 0 1 | -20 |
| 21 Grayson Carper | G 36:15 | 2-8 | 2-8 | 0-0 | 3 4 7 | 2 0 | 6 | 1 | 1 | 0 1 | 0 0 | -8 |
| 24 Kendrick De Luna | 12:47 | 0-2 | 0-0 | 0-0 | 1 0 1 | 2 0 | 0 | 0 | 0 | 1 0 | 0 0 | -16 |
| 0 Jalen Cooper | 15:12 | 1-2 | 0-0 | 0-0 | 1 2 3 | 3 0 | 2 | 1 | 1 | 0 0 | 0 0 | -5 |
| 5 Donovan Oday | 27:21 | 7-13 | 2-4 | 0-0 | 1 2 3 | 4 0 | 16 | 1 | 2 | 1 0 | 0 0 | 0 |
| 12 Zachary Visentin | 08:11 | 0-0 | 0-0 | 0-0 | 2 0 2 | 1 1 | 0 | 0 | 1 | 0 0 | 0 0 | 0 |
| Team | | | | | 3 1 4 | | 0 | 0 | 0 | | | |
| Totals | | 28-67 | 9-22 | 7-9 | 15 20 35 | 17 9 | 72 | 9 | 12 | 8 | 5 3 | -13 |

Technical Fouls: NONE

| Nebraska - 85 | | | | | | | | | | | | |
|-----------------------|---------|-----------|-----------|-----------|-----------------------|-------------|----|----|----|----|-----------------|-----|
| Record: 7-0 | | | | | | | | | | | | |
| NO. Name | Min | FG M-A | 3P M-A | FT M-A | Rebounds OR DR TOT | Fouls PF | TP | AS | TO | ST | Blocks BS BA | +/- |
| 51 Rienk Mast | F 28:54 | 8-12 | 3-3 | 0-0 | 4 5 9 | 0 1 | 19 | 3 | 2 | 0 | 0 1 | 10 |
| 53 Josiah Allick | F 23:17 | 1-3 | 0-1 | 4-4 | 1 3 4 | 0 3 | 6 | 1 | 1 | 0 | 1 1 | 14 |
| 3 Brice Williams | G 29:48 | 4-9 | 2-5 | 4-4 | 0 2 2 | 3 4 | 14 | 3 | 1 | 0 | 2 1 | 12 |
| 10 Jamarques Lawrence | G 27:25 | 4-10 | 1-5 | 2-2 | 1 1 2 | 1 1 | 11 | 6 | 0 | 1 | 0 0 | 6 |
| 30 Keisel Tominaga | G 25:22 | 5-5 | 3-3 | 4-4 | 1 3 4 | 0 4 | 17 | 0 | 1 | 0 | 0 0 | 15 |
| 4 Juwan Gary | 24:46 | 3-10 | 2-7 | 5-6 | 2 4 6 | 0 4 | 13 | 1 | 0 | 2 | 0 1 | 6 |
| 9 Jarron Coleman | 08:31 | 0-2 | 0-1 | 0-0 | 0 2 2 | 1 0 | 0 | 2 | 4 | 0 | 0 0 | 8 |
| 0 C.J. Wilcher | 16:37 | 2-6 | 1-5 | 0-0 | 1 2 3 | 1 0 | 5 | 1 | 0 | 0 | 0 0 | -3 |
| 1 Sam Holberg | 15:20 | 0-1 | 0-0 | 0-0 | 0 1 1 | 3 0 | 2 | 0 | 0 | 0 | 0 0 | -13 |
| Team | | | | | 11 25 36 | 0 0 | 0 | 0 | 0 | 0 | 0 0 | 0 |
| Totals | | 27-58 | 12-30 | 19-20 | 11 25 36 | 17 15 | 85 | 18 | 9 | 3 | 3 5 | 1-3 |

MINNESOTA 76, NEBRASKA 65



Official Basketball Box Score - Final
Nebraska at Minnesota
12/09/23 Wilmar Arena, Minneapolis
2023-24 Men's Basketball

Game Time: 8:00 PM
Game Duration: 2:06
Attendance: 6,899

Officials: D.J. Carstensen, Terry Ogelsby, John Floyd

Nebraska - 65

Record: 7-2 (0-1)

| NO. Name | Min | FG M-A | 3P M-A | FT M-A | Rebounds OR DR TOT | Fouls PF FD | TP | AS | TO | ST | Blocks BS BA | +/- |
|-----------------------|---------|-----------|-----------|-----------|-----------------------|----------------|----|----|----|----|-----------------|-----|
| 51 Rienk Mast | F 30:05 | 2-7 | 0-2 | 0-0 | 2 3 5 | 3 0 | 4 | 3 | 1 | 1 | 0 | -11 |
| 53 Josiah Allick | F 21:30 | 1-2 | 0-0 | 1-2 | 0 3 3 | 0 1 | 3 | 1 | 2 | 0 | 0 | -7 |
| 3 Brice Williams | G 30:28 | 8-16 | 1-3 | 1-2 | 3 3 6 | 5 1 | 18 | 4 | 4 | 3 | 1 | -8 |
| 10 Jamarques Lawrence | G 32:56 | 5-9 | 3-5 | 3-4 | 1 6 7 | 3 2 | 16 | 1 | 7 | 1 | 0 | -10 |
| 30 Keisei Tominaga | G 24:04 | 0-5 | 0-4 | 4-4 | 0 0 0 | 2 1 | 4 | 0 | 1 | 0 | 0 | -1 |
| 0 C.J. Wilcher | 18:07 | 3-6 | 1-2 | 2-2 | 1 2 3 | 2 2 | 9 | 2 | 1 | 0 | 0 | 2 |
| 4 Juwan Gary | 30:54 | 5-7 | 0-1 | 1-1 | 2 2 4 | 3 1 | 11 | 2 | 2 | 2 | 0 | -4 |
| 1 Sam Holberg | 08:28 | 0-0 | 0-0 | 0-0 | 0 0 0 | 0 0 | 0 | 2 | 0 | 0 | 0 | -9 |
| 9 Jarron Coleman | 03:25 | 0-1 | 0-1 | 0-0 | 0 0 0 | 2 0 | 0 | 0 | 0 | 0 | 0 | 4 |
| 31 Cale Jacobsen | 00:03 | 0-0 | 0-0 | 0-0 | 0 0 0 | 1 0 | 0 | 0 | 0 | 0 | 0 | -1 |
| Team | | | | | 1 3 4 | | | 0 | 0 | | | |
| Totals | | 24-53 | 5-18 | 12-15 | 10 22 32 | 21 8 | 65 | 15 | 18 | 7 | 1 7 | -11 |

Technical Fouls: NONE

| Shooting By Period | |
|---------------------|-------------|
| 1 st FG% | 17-29 58.6% |
| 3PT% | 3-6 50.0% |
| FT% | 2-2 100% |
| 2 nd FG% | 7-24 29.2% |
| 3PT% | 2-12 16.7% |
| FT% | 10-13 76.9% |
| GM FG% | 24-53 45.3% |
| 3PT% | 5-18 27.8% |
| FT% | 12-15 80.0% |
| Dead Ball Rebounds: | 3, 0 |

Minnesota - 76

Record: 6-3 (1-1)

| NO. Name | Min | FG M-A | 3P M-A | FT M-A | Rebounds OR DR TOT | Fouls PF FD | TP | AS | TO | ST | Blocks BS BA | +/- |
|----------------------|---------|-----------|-----------|-----------|-----------------------|----------------|----|----|----|----|-----------------|-----|
| 1 Joshua Ola-Joseph | F 22:40 | 6-8 | 1-1 | 2-2 | 5 0 5 | 0 1 | 15 | 2 | 2 | 0 | 1 0 | 7 |
| 3 Dawson Garcia | F 06:45 | 0-0 | 0-0 | 0-0 | 0 2 2 | 0 0 | 0 | 0 | 0 | 0 | 0 0 | 1 |
| 0 Elijah Hawkins | G 34:50 | 2-4 | 2-3 | 6-10 | 1 5 6 | 5 6 | 12 | 11 | 4 | 1 | 1 0 | 22 |
| 4 Braeden Carrington | G 32:23 | 4-10 | 1-4 | 4-5 | 1 4 5 | 3 6 | 13 | 2 | 2 | 3 | 1 0 | 7 |
| 24 Cam Christie | G 25:04 | 3-8 | 2-7 | 1-2 | 0 3 3 | 1 1 | 9 | 1 | 1 | 0 | 1 0 | 4 |
| 21 Pharell Payne | 35:19 | 5-6 | 0-0 | 2-6 | 1 3 4 | 2 4 | 12 | 1 | 3 | 1 | 2 1 | 11 |
| 2 Mike Mitchell Jr. | 23:28 | 5-14 | 2-8 | 0-0 | 0 0 0 | 1 0 | 12 | 0 | 2 | 5 | 0 0 | 5 |
| 5 Isaiah Ihnen | 09:29 | 0-2 | 0-2 | 1-2 | 1 1 3 | 0 2 | 1 | 0 | 0 | 0 | 0 0 | -11 |
| 23 Parker Fox | 10:02 | 0-1 | 0-0 | 2-2 | 0 0 0 | 0 1 | 2 | 1 | 2 | 0 | 1 0 | 9 |
| Team | | | | | 3 1 4 | | | 0 | | | | |
| Totals | | 25-53 | 8-25 | 18-29 | 13 19 32 | 9 21 | 76 | 18 | 16 | 10 | 7 1 | 11 |

Technical Fouls: Mitchell Jr. 2nd 7:42

| Shooting By Period | |
|---------------------|-------------|
| 1 st FG% | 9-26 34.6% |
| 3PT% | 3-14 21.4% |
| FT% | 3-5 60% |
| 2 nd FG% | 16-27 59.3% |
| 3PT% | 5-11 45.5% |
| FT% | 15-24 62.5% |
| GM FG% | 25-53 47.2% |
| 3PT% | 8-25 32.0% |
| FT% | 18-29 62.1% |
| Dead Ball Rebounds: | 4, 0 |

| | NEB | UMN |
|------------------|---------------------------|----------------------------|
| Biggest lead | 17 (1 st 1:13) | 11 (2 nd 0:32) |
| Best Scoring Run | 9 (1 st 3:37) | 13 (2 nd 13:14) |
| Lead Changes | 9 | 9 |
| Times Tied | 5 | 5 |
| Time with Lead | 19:42 | 16:55 |

| Points from | NEB | UMN | Period by Period Scoring | | | |
|---------------|-----|-----|--------------------------|-----|-----|-----|
| Turnovers | 21 | 24 | | 1st | 2nd | TOT |
| Paint | 32 | 24 | NEB | 39 | 26 | 65 |
| Second Chance | 8 | 14 | | UMN | 24 | 52 |
| Fast Breaks | 8 | 11 | | | | |
| Bench | 20 | 27 | | | | |

NEBRASKA 77, MICHIGAN STATE 70



Official Basketball Box Score - Final
Michigan St. at Nebraska
12/09/23 Pirnick Bank Arena, Lincoln
Nebraska vs. Michigan State

Game Time: 5:37 PM
Game Duration: 2:20
Attendance: 14,585

Officials: Brian Dorsey, Tim Comer, Brett Smith

Michigan St. - 70

Record: 4-5 (0-2)

| NO. Name | Min | FG M-A | 3P M-A | FT M-A | Rebounds OR DR TOT | Fouls PF FD | TP | AS | TO | ST | Blocks BS BA | +/- |
|--------------------|---------|-----------|-----------|-----------|-----------------------|----------------|----|----|----|----|-----------------|-----|
| 25 Malik Hall | F 33:51 | 7-14 | 1-2 | 7-7 | 2 5 7 | 2 4 | 22 | 3 | 0 | 1 | 2 0 | -8 |
| 22 Mady Sissoko | C 12:59 | 0-0 | 0-0 | 1-2 | 3 2 3 | 2 1 | 0 | 1 | 0 | 0 | 0 0 | -4 |
| 2 Tyson Walker | G 35:01 | 7-18 | 3-8 | 0-0 | 0 4 4 | 2 2 | 17 | 2 | 2 | 1 | 0 0 | -7 |
| 3 Jaden Atkins | G 28:14 | 4-7 | 2-4 | 0-0 | 1 3 4 | 2 0 | 10 | 0 | 1 | 0 | 0 0 | -7 |
| 11 A.J. Hoggard | G 27:56 | 5-10 | 1-1 | 1-2 | 1 4 5 | 1 2 | 12 | 3 | 1 | 2 | 0 3 | -11 |
| 15 Carson Cooper | 12:01 | 1-2 | 0-0 | 0-0 | 0 0 0 | 0 1 | 2 | 0 | 1 | 0 | 0 0 | 0 |
| 1 Jeremy Fears Jr. | 09:58 | 0-2 | 0-0 | 0-0 | 0 0 0 | 2 0 | 0 | 2 | 3 | 0 | 0 0 | 3 |
| 5 Tre Holloman | 19:21 | 1-5 | 1-2 | 0-0 | 0 1 1 | 0 1 | 3 | 2 | 0 | 0 | 0 0 | 1 |
| 55 Coen Carr | 20:39 | 2-3 | 0-0 | 0-0 | 1 2 3 | 0 0 | 4 | 1 | 1 | 1 | 0 0 | -2 |
| Team | | | | | 2 2 4 | | | 0 | | | | |
| Totals | | 27-61 | 8-17 | 8-9 | 8 23 31 | 13 11 | 70 | 14 | 9 | 5 | 2 4 | -7 |

Technical Fouls: NONE

| Shooting By Period | |
|---------------------|-------------|
| 1 st FG% | 14-29 48.3% |
| 3PT% | 4-9 50.0% |
| FT% | 2-2 100% |
| 2 nd FG% | 13-32 40.6% |
| 3PT% | 4-9 44.4% |
| FT% | 6-7 85.7% |
| GM FG% | 27-61 44.3% |
| 3PT% | 8-17 47.1% |
| FT% | 8-9 88.9% |
| Dead Ball Rebounds: | 1, 0 |

Nebraska - 77

Record: 8-2 (1-1)

| NO. Name | Min | FG M-A | 3P M-A | FT M-A | Rebounds OR DR TOT | Fouls PF FD | TP | AS | TO | ST | Blocks BS BA | +/- |
|-----------------------|---------|-----------|-----------|-----------|-----------------------|----------------|----|----|----|----|-----------------|-----|
| 4 Juwan Gary | F 35:59 | 8-11 | 2-4 | 2-3 | 0 3 3 | 2 3 | 20 | 1 | 1 | 3 | 2 0 | 10 |
| 51 Rienk Mast | F 34:25 | 4-9 | 0-2 | 0-0 | 3 11 14 | 3 0 | 8 | 6 | 3 | 0 | 1 0 | 8 |
| 3 Brice Williams | G 30:02 | 4-7 | 1-2 | 5-6 | 0 3 3 | 2 4 | 14 | 0 | 2 | 0 | 1 0 | 9 |
| 10 Jamarques Lawrence | G 25:54 | 1-5 | 0-1 | 0-0 | 0 3 3 | 2 0 | 2 | 4 | 2 | 0 | 0 0 | 0 |
| 30 Keisei Tominaga | G 29:48 | 5-12 | 3-7 | 2-2 | 0 0 0 | 1 2 | 15 | 1 | 0 | 1 | 0 0 | 4 |
| 0 C.J. Wilcher | 15:00 | 3-5 | 2-4 | 2-2 | 1 1 2 | 2 0 | 10 | 1 | 0 | 0 | 0 0 | -3 |
| 1 Sam Holberg | 16:38 | 1-4 | 1-2 | 2-2 | 0 3 3 | 1 1 | 5 | 2 | 0 | 1 | 0 2 | 8 |
| 21 Matar Diop | 05:35 | 0-0 | 0-0 | 0-0 | 0 0 0 | 0 1 | 0 | 1 | 0 | 0 | 0 0 | -1 |
| 11 Eli Rice | 06:39 | 1-1 | 1-1 | 0-0 | 0 0 0 | 0 0 | 3 | 0 | 0 | 0 | 0 0 | 0 |
| Team | | | | | 1 2 3 | | | 0 | | | | |
| Totals | | 27-54 | 10-23 | 13-15 | 5 26 31 | 11 13 | 77 | 16 | 9 | 5 | 4 2 | 7 |

Technical Fouls: NONE

| | MSU | NEB |
|------------------|---------------------------|---------------------------|
| Biggest lead | 7 (1 st 12:19) | 7 (2 nd 0:25) |
| Best Scoring Run | 7 (1 st 12:19) | 8 (1 st 10:23) |
| Lead Changes | 15 | 6 |
| Times Tied | 6 | 5 |
| Time with Lead | 17:33 | 17:55 |

| Points from | MSU | NEB |
|---------------|-----|-----|
| Turnovers | 4 | 8 |
| Paint | 28 | 30 |
| Second Chance | 8 | 4 |
| Fast Breaks | 5 | 8 |
| Bench | 9 | 18 |

| Period by Period Scoring | | | |
|--------------------------|-----|-----|-----|
| | 1st | 2nd | TOT |
| MSU | 34 | 36 | 70 |
| NEB | 31 | 46 | 77 |

NEBRASKA 62, KANSAS STATE 46



Official Basketball Box Score - Final
Nebraska at Kansas St.
12/17/23 Bramlage Coliseum, Manhattan
2023-24 Men's Basketball

Game Time: 2:01 PM
Game Duration: 1:57
Attendance: 10,206

Officials: Kipp Kissinger, Paul Selez, Marques Pettigrew

Nebraska - 62

Record: 9-2

| NO. Name | Min | FG M-A | 3P M-A | FT M-A | Rebounds OR DR TOT | Fouls PF FD | TP | AS | TO | ST | Blocks BS BA | +/- |
|-----------------------|---------|-----------|-----------|-----------|-----------------------|----------------|----|----|----|----|-----------------|-----|
| 4 Juwan Gary | F 30:39 | 6-16 | 1-2 | 0-0 | 11 7 18 | 3 0 | 13 | 1 | 3 | 0 | 1 2 | 17 |
| 51 Rienk Mast | F 36:23 | 8-15 | 3-4 | 0-1 | 4 8 12 | 1 2 | 19 | 3 | 3 | 0 | 0 3 | 18 |
| 3 Brice Williams | G 31:59 | 4-12 | 2-7 | 0-1 | 1 8 9 | 3 1 | 10 | 2 | 0 | 2 | 2 12 | |
| 10 Jamarques Lawrence | G 24:23 | 1-6 | 0-3 | 0-0 | 1 3 4 | 2 1 | 2 | 2 | 4 | 0 | 0 1 | 13 |
| 30 Keisei Tominaga | G 26:30 | 3-11 | 3-9 | 0-0 | 1 2 3 | 2 2 | 9 | 4 | 0 | 5 | 0 1 | 20 |
| 53 Josiah Allick | 10:50 | 1-2 | 0-0 | 1-2 | 0 0 0 | 0 3 | 3 | 0 | 0 | 0 | 0 0 | -3 |
| 1 Sam Holberg | 25:33 | 1-3 | 1-2 | 0-0 | 0 3 3 | 1 0 | 3 | 2 | 0 | 2 | 0 0 | 8 |
| 0 C.J. Wilcher | 08:15 | 0-4 | 0-2 | 0-0 | 1 2 3 | 1 1 | 0 | 0 | 1 | 0 | 1 0 | -6 |
| 11 Eli Rice | 05:28 | 1-3 | 1-2 | 0-0 | 0 0 0 | 1 1 | 3 | 0 | 0 | 0 | 0 0 | 1 |
| Team | | | | | 3 2 5 | | | 0 | | | | |
| Totals | | 25-72 | 11-31 | 1-4 | 22 35 57 | 17 11 | 62 | 14 | 14 | 7 | 4 9 | 16 |

Technical Fouls: NONE

| Shooting By Period | |
|---------------------|-------------|
| 1 st FG% | 12-34 35.3% |
| 3PT% | 7-18 38.9% |
| FT% | 0-0 0% |
| 2 nd FG% | 13-38 34.2% |
| 3PT% | 4-13 30.8% |
| FT% | 1-4 25% |
| GM FG% | 25-72 34.7% |
| 3PT% | 11-31 35.5% |
| FT% | 1-4 25.0% |
| Dead Ball Rebounds: | 1, 0 |

Kansas St. - 46

Record: 8-3

| NO. Name | Min | FG M-A | 3P M-A | FT M-A | Rebounds OR DR TOT | Fouls PF FD | TP | AS | TO | ST | Blocks BS BA | +/- |
|---------------------|---------|-----------|-----------|-----------|-----------------------|----------------|----|----|----|----|-----------------|-----|
| 1 David N'Guessan | F 30:14 | 2-6 | 0-2 | 0-2 | 3 3 6 | 3 2 | 4 | 0 | 1 | 3 | 0 1 | -7 |
| 24 Arthur Kaluma | F 37:06 | 2-10 | 0-5 | 4-7 | 1 4 5 | 1 7 | 8 | 0 | 3 | 1 | 0 1 | -14 |
| 13 Will McInair Jr. | C 21:23 | 0-5 | 0-1 | 0-0 | 1 5 6 | 1 0 | 0 | 1 | 1 | 1 | 4 0 | -21 |
| 2 Tyler Perry | G 35:59 | 3-11 | 3-10 | 2-2 | 0 2 2 | 3 2 | 11 | 6 | 2 | 0 | 1 0 | -15 |
| 5 Cam Carter | G 36:59 | 4-17 | 1-8 | 3-4 | 0 2 2 | 3 12 | 2 | 2 | 0 | 3 | 2 | -22 |
| 4 Dai Dai Ames | 16:48 | 2-5 | 0-2 | 0-1 | 1 0 1 | 0 1 | 4 | 1 | 3 | 0 | 0 0 | -2 |
| 8 RJ Jones | 04:59 | 0-2 | 0-2 | 0-0 | 0 0 0 | 0 0 | 0 | 1 | 0 | 0 | 0 0 | 4 |
| 23 Macaleab Rich | 16:32 | 3-4 | 0-0 | 1-2 | 4 5 9 | 1 2 | 7 | 0 | 0 | 1 | 1 0 | -3 |
| Team | | | | | 3 6 9 | | | 0 | | | | |
| Totals | | 16-60 | 4-30 | 10-18 | 13 27 40 | 11 17 | 46 | 11 | 12 | 6 | 9 4 | -16 |

Technical Fouls: NONE

| Shooting By Period | |
|---------------------|-------------|
| 1 st FG% | 12-35 34.3% |
| 3PT% | 4-18 22.2% |
| FT% | 6-9 66.7% |
| 2 nd FG% | 4-25 16.0% |
| 3PT% | 0-12 0.0% |
| FT% | 4-9 44.4% |
| GM FG% | 16-60 26.7% |
| 3PT% | 4-30 13.3% |
| FT% | 10-18 55.6% |
| Dead Ball Rebounds: | 4, 0 |

| | NU | KState |
|------------------|---------------------------|--------------------------|
| Biggest lead | 19 (2 nd 4:22) | 6 (1 st 3:12) |
| Best Scoring Run | 12 (2 nd 5:34) | 9 (1 st 3:12) |
| Lead Changes | 13 | 2 |
| Times Tied | 2 | 2 |
| Time with Lead | 25:59 | 11:43 |

| Points from | NU | KState |
|---------------|----|--------|
| Turnovers | 8 | 4 |
| Paint | 28 | 22 |
| Second Chance | 16 | 12 |
| Fast Breaks | 7 | 3 |
| Bench | 9 | 11 |

| Period by Period Scoring | | | |
|--------------------------|-----|-----|-----|
| | 1st | 2nd | TOT |
| NU | 31 | 31 | 62 |
| KState | 34 | 12 | 46 |

NEBRASKA 83, NORTH DAKOTA 75



Official Basketball Box Score - Final
North Dakota at Nebraska
12/20/23 Pirnick Bank Arena, Lincoln
Nebraska vs. North Dakota

Game Time: 6:31 PM
Game Duration: 1:35
Attendance

2023-24 BOXSCORES

NEBRASKA 91, SOUTH CAROLINA STATE 62



Official Basketball Box Score - Final
South Carolina St. at Nebraska
12/29/24 Pinnacle Bank Arena, Lincoln
2023-24 Men's Basketball

Game Time: 6:31 PM
Game Duration: 2:01
Attendance: 14,987

Officials: Bret Smith, Rob Kuennen, Steve McClunkins

South Carolina St. - 62

Record: 4-11

| NO. Name | Min | FG M-A | 3P M-A | FT M-A | Rebounds OR DR TOT | Fouls PF FD | TP | AS | TO | ST | Blocks BS BA | +/- |
|--------------------|---------|-----------|-----------|-----------|-----------------------|----------------|----|----|----|----|-----------------|-----|
| 1 Caleb McCarty | F 16:18 | 0-2 | 0-0 | 0-2 | 2 4 6 | 4 1 | 0 | 0 | 1 | 0 | 1 1 | -30 |
| 13 Drayton Jones | F 18:46 | 0-3 | 0-0 | 2-4 | 1 1 2 | 3 2 | 2 | 0 | 0 | 1 | 0 1 | -16 |
| 00 Omar Croskey | G 18:20 | 2-9 | 0-1 | 2-2 | 2 1 3 | 2 3 | 6 | 0 | 0 | 2 | 0 2 | -21 |
| 12 Mitchell Taylor | G 21:21 | 3-7 | 0-0 | 0-0 | 0 3 3 | 3 0 | 6 | 2 | 4 | 0 | 0 0 | -2 |
| 24 Shamon Alston | G 15:48 | 0-4 | 0-1 | 2-2 | 0 2 2 | 0 3 | 2 | 1 | 3 | 1 | 1 0 | -6 |
| 2 Jordan Simpson | 15:42 | 7-11 | 1-1 | 2-2 | 1 2 3 | 3 3 | 17 | 1 | 1 | 2 | 0 0 | 10 |
| 3 Michael Teal | 20:58 | 4-9 | 2-6 | 1-1 | 1 1 2 | 0 2 | 11 | 0 | 4 | 1 | 0 0 | -32 |
| 55 Davion Everett | 09:48 | 3-6 | 0-1 | 0-0 | 2 6 8 | 1 0 | 6 | 0 | 2 | 0 | 0 0 | -17 |
| 42 Dallas James | 09:15 | 1-1 | 0-0 | 0-0 | 0 0 0 | 1 0 | 2 | 0 | 0 | 0 | 1 0 | 4 |
| 1 Aliba Taylor | 11:40 | 0-6 | 0-1 | 0-0 | 0 0 0 | 1 0 | 0 | 1 | 1 | 1 | 0 2 | -15 |
| 11 Wilson Dubinsky | 21:54 | 0-9 | 0-7 | 0-0 | 0 0 0 | 1 1 | 0 | 2 | 2 | 1 | 0 1 | -19 |
| 5 Raquan Brown | 20:10 | 3-7 | 2-5 | 2-2 | 2 5 7 | 3 2 | 10 | 2 | 0 | 0 | 0 0 | -1 |
| Team | | | | | 2 2 4 | 0 | 1 | | | | | |
| Totals | | 29-74 | 5-23 | 11-15 | 13 27 40 | 21 18 | 62 | 9 | 19 | 9 | 3 7 | -29 |

Technical Fouls:Team 2nd 9:10

Nebraska - 91

Record: 11-2

| NO. Name | Min | FG M-A | 3P M-A | FT M-A | Rebounds OR DR TOT | Fouls PF FD | TP | AS | TO | ST | Blocks BS BA | +/- |
|-----------------------|---------|-----------|-----------|-----------|-----------------------|----------------|----|----|----|----|-----------------|-----|
| 4 Juwan Gary | F 15:42 | 1-3 | 0-2 | 3-4 | 2 1 3 | 0 2 | 5 | 4 | 0 | 1 | 4 0 | 24 |
| 53 Josiah Alick | F 18:35 | 4-4 | 0-0 | 2-2 | 1 6 7 | 1 2 | 10 | 4 | 1 | 2 | 1 0 | 30 |
| 3 Brice Williams | G 20:08 | 5-10 | 1-4 | 5-5 | 0 7 7 | 2 4 | 16 | 1 | 3 | 0 | 2 0 | 27 |
| 10 Jamarques Lawrence | G 12:51 | 2-5 | 1-2 | 3-4 | 0 3 3 | 3 2 | 8 | 1 | 4 | 0 | 0 0 | 19 |
| 30 Keisel Tominaga | G 16:26 | 2-5 | 1-3 | 0-0 | 1 4 5 | 1 0 | 5 | 1 | 0 | 3 | 0 1 | 27 |
| 1 Sam Holberg | G 16:34 | 2-6 | 0-2 | 1-2 | 3 4 7 | 1 3 | 5 | 3 | 2 | 2 | 0 1 | 14 |
| 0 C.J. Wilcher | 18:31 | 7-9 | 2-4 | 2-2 | 0 2 2 | 0 1 | 18 | 0 | 2 | 3 | 0 0 | 24 |
| 11 Eli Rice | 24:18 | 2-8 | 2-6 | 4-6 | 0 2 2 | 4 4 | 10 | 1 | 0 | 2 | 0 1 | 5 |
| 21 Matar Diop | 20:20 | 0-1 | 0-0 | 0-3 | 1 3 4 | 3 2 | 0 | 0 | 1 | 2 | 0 0 | -4 |
| 9 Jarron Coleman | 19:30 | 3-7 | 2-5 | 0-0 | 0 0 0 | 1 1 | 8 | 6 | 1 | 0 | 0 0 | 4 |
| 31 Cale Jacobsen | 13:13 | 1-3 | 0-2 | 2-2 | 0 2 2 | 0 1 | 4 | 1 | 1 | 0 | 0 0 | -12 |
| 24 Jeff Grace | 03:52 | 0-0 | 0-0 | 2-2 | 1 0 1 | 0 1 | 2 | 0 | 0 | 0 | 0 0 | -13 |
| Team | | | | | 1 6 7 | 0 | 0 | | | | | |
| Totals | | 29-61 | 9-30 | 24-32 | 10 40 50 | 18 21 | 91 | 22 | 20 | 16 | 7 3 | 29 |

Technical Fouls:NONE

| SCS | | NEB | | Points from Turnovers | | SCS | NEB | Period by Period Scoring | | |
|------------------|---------------------------|----------------------------|--|-----------------------|----|-----|-----|--------------------------|-----|-----|
| Biggest lead | 0 (1 st 20:00) | 49 (2 nd 8:39) | | Turnovers | 13 | 19 | | 1st | 2nd | TOT |
| Best Scoring Run | 10 (2 nd 2:21) | 12 (1 st 14:21) | | Paint | 26 | 34 | | SCS | 11 | 51 |
| Lead Changes | 0 | | | Second Chance | 9 | 8 | | | 62 | |
| Times Tied | 0 | | | Fast Breaks | 12 | 23 | | NEB | 50 | 41 |
| Time with Lead | 00:00 | 39:40 | | Bench | 46 | 47 | | | 91 | |

NEBRASKA 86, INDIANA 70

Official Basketball Box Score - Final
Indiana at Nebraska
01/03/24 Pinnacle Bank Arena, Lincoln
Nebraska vs. Indiana

Game Time: 8:07 PM
Game Duration: 2:03
Attendance: 13,446

Officials: Terry Oglesby, Keith Kithin, Kelly Pfeifer

Indiana - 70

Record: 10-4 (2-1)

| NO. Name | Min | FG M-A | 3P M-A | FT M-A | Rebounds OR DR TOT | Fouls PF FD | TP | AS | TO | ST | Blocks BS BA | +/- |
|---------------------|---------|-----------|-----------|-----------|-----------------------|----------------|----|----|----|----|-----------------|-----|
| 5 Malik Reneau | F 29:25 | 4-9 | 2-3 | 4-4 | 1 5 6 | 2 5 | 14 | 5 | 4 | 0 | 0 0 | 1 |
| 21 Mackenzie Mgbako | F 20:28 | 2-8 | 2-4 | 0-0 | 0 1 1 | 3 1 | 6 | 3 | 1 | 0 | 0 0 | -9 |
| 1 Ke'el Ware | C 33:36 | 9-12 | 0-1 | 2-4 | 4 6 10 | 3 2 | 20 | 2 | 4 | 2 | 2 0 | -15 |
| 0 Xavier Johnson | G 14:31 | 0-3 | 0-0 | 0-0 | 1 1 2 | 3 2 | 0 | 3 | 4 | 1 | 0 0 | -15 |
| 32 Trey Galloway | G 30:40 | 4-10 | 2-6 | 0-0 | 0 1 1 | 1 1 | 10 | 2 | 3 | 1 | 0 0 | -10 |
| 2 Gabe Cupps | 26:06 | 2-3 | 1-2 | 0-0 | 0 5 5 | 2 1 | 5 | 3 | 0 | 0 | 0 0 | -1 |
| 10 Kaleb Banks | 10:28 | 0-0 | 0-0 | 1-2 | 0 2 2 | 2 1 | 1 | 0 | 1 | 0 | 0 0 | -7 |
| 4 Anthony Walker | 16:59 | 1-2 | 0-0 | 6-8 | 1 0 1 | 1 5 | 8 | 1 | 2 | 0 | 0 0 | -18 |
| 3 Anthony Leal | 11:50 | 1-1 | 1-1 | 0-1 | 0 3 3 | 0 2 | 3 | 0 | 0 | 0 | 0 0 | -7 |
| 11 C.J. Gunn | 05:57 | 1-3 | 1-1 | 0-0 | 0 0 0 | 2 0 | 3 | 0 | 0 | 1 | 0 0 | 1 |
| Team | | | | | 2 3 5 | 0 | 0 | | | | | |
| Totals | | 24-51 | 9-18 | 13-19 | 9 27 36 | 19 20 | 70 | 19 | 19 | 5 | 2 0 | -16 |

Technical Fouls: NONE

Nebraska - 86

Record: 12-2 (2-1)

| NO. Name | Min | FG M-A | 3P M-A | FT M-A | Rebounds OR DR TOT | Fouls PF FD | TP | AS | TO | ST | Blocks BS BA | +/- |
|-----------------------|---------|-----------|-----------|-----------|-----------------------|----------------|----|----|----|----|-----------------|-----|
| 4 Juwan Gary | F 20:32 | 2-7 | 0-2 | 0-0 | 2 0 2 | 4 0 | 4 | 2 | 0 | 1 | 0 1 | 7 |
| 51 Rienk Mast | F 29:47 | 3-10 | 0-3 | 3-4 | 0 3 3 | 3 2 | 9 | 3 | 2 | 1 | 0 1 | 17 |
| 3 Brice Williams | G 23:32 | 5-10 | 3-4 | 2-3 | 3 3 6 | 2 3 | 15 | 1 | 3 | 4 | 0 0 | 7 |
| 10 Jamarques Lawrence | G 30:36 | 4-8 | 2-6 | 2-2 | 0 3 3 | 3 3 | 12 | 3 | 1 | 4 | 0 0 | 19 |
| 30 Keisel Tominaga | G 26:46 | 9-15 | 4-10 | 6-7 | 0 1 1 | 1 4 | 28 | 1 | 0 | 0 | 0 0 | 13 |
| 53 Josiah Alick | 28:43 | 0-0 | 0-0 | 2-5 | 1 7 8 | 3 5 | 2 | 2 | 1 | 2 | 0 0 | 7 |
| 1 Sam Holberg | 22:53 | 1-3 | 0-1 | 3-3 | 0 0 0 | 3 1 | 5 | 4 | 1 | 1 | 0 0 | 4 |
| 0 C.J. Wilcher | 13:45 | 3-6 | 3-6 | 2-2 | 1 1 2 | 1 1 | 11 | 0 | 0 | 2 | 0 0 | 2 |
| 11 Eli Rice | 03:26 | 0-0 | 0-0 | 0-0 | 0 1 0 | 0 0 | 0 | 0 | 0 | 0 | 0 0 | 4 |
| Team | | | | | 2 1 3 | 0 | 0 | | | | | |
| Totals | | 27-59 | 12-32 | 20-26 | 9 20 29 | 19 | 86 | 16 | 8 | 15 | 0 2 | 16 |

Technical Fouls: NONE

| IND | | NEB | | Points from Turnovers | | IND | NEB | Period by Period Scoring | | |
|------------------|---------------------------|---------------------------|--|-----------------------|----|-----|-----|--------------------------|-----|-----|
| Biggest lead | 5 (1 st 17:27) | 22 (2 nd 6:23) | | Turnovers | 6 | 27 | | 1st | 2nd | TOT |
| Best Scoring Run | 6 (2 nd 4:04) | 9 (2 nd 6:59) | | Paint | 26 | 24 | | IND | 33 | 37 |
| Lead Changes | 3 | | | Second Chance | 10 | 11 | | | 70 | |
| Times Tied | 5 | | | Fast Breaks | 1 | 10 | | NEB | 41 | 45 |
| Time with Lead | 03:50 | 33:32 | | Bench | 20 | 18 | | | 86 | |

NO. 21 WISCONSIN 88, NEBRASKA 72



Official Basketball Box Score - Final
Nebraska at Wisconsin
01/06/24 Kohl Center, Madison
2023-24 Men's Basketball

Game Time: 1:15 PM
Game Duration: 1:52
Attendance: 15,055

Officials: D.J. Carstensen, Earl Walton, Courtney Green

Nebraska - 72

Record: 12-3 (2-2)

| NO. Name | Min | FG M-A | 3P M-A | FT M-A | Rebounds OR DR TOT | Fouls PF FD | TP | AS | TO | ST | Blocks BS BA | +/- |
|-----------------------|---------|-----------|-----------|-----------|-----------------------|----------------|----|----|----|----|-----------------|-----|
| 4 Juwan Gary | F 17:50 | 4-5 | 0-1 | 0-0 | 0 0 0 | 4 0 | 8 | 0 | 0 | 0 | 1 0 | -11 |
| 51 Rienk Mast | F 32:06 | 6-14 | 2-7 | 2-4 | 1 5 6 | 1 5 | 16 | 2 | 0 | 1 | 1 0 | -17 |
| 3 Brice Williams | G 31:48 | 3-9 | 1-3 | 3-3 | 0 4 4 | 1 3 | 10 | 6 | 1 | 0 | 0 0 | -10 |
| 10 Jamarques Lawrence | G 16:35 | 1-3 | 1-2 | 0-0 | 0 2 2 | 3 0 | 3 | 0 | 3 | 1 | 0 0 | -15 |
| 30 Keisel Tominaga | G 31:51 | 7-10 | 3-6 | 0-0 | 0 0 0 | 1 1 | 17 | 2 | 2 | 0 | 0 0 | -8 |
| 1 Sam Holberg | 19:52 | 1-4 | 1-2 | 2-2 | 0 6 6 | 2 2 | 5 | 2 | 1 | 0 | 0 0 | -4 |
| 53 Josiah Alick | 22:30 | 1-3 | 1-1 | 1-2 | 3 5 6 | 1 2 | 4 | 2 | 2 | 0 | 0 0 | -14 |
| 0 C.J. Wilcher | 16:33 | 2-4 | 2-3 | 0-0 | 0 1 1 | 2 0 | 6 | 0 | 3 | 1 | 1 0 | -11 |
| 11 Eli Rice | 08:25 | 1-1 | 1-1 | 0-0 | 0 1 1 | 1 0 | 3 | 0 | 3 | 1 | 0 0 | 0 |
| 21 Matar Diop | 01:15 | 0-0 | 0-0 | 0-0 | 0 0 0 | 0 0 | 0 | 0 | 0 | 0 | 0 0 | 5 |
| 31 Cale Jacobsen | 01:15 | 0-0 | 0-0 | 0-0 | 0 0 0 | 0 0 | 0 | 0 | 1 | 0 | 0 0 | 5 |
| Team | | | | | 0 1 1 | 0 | 0 | | | | | |
| Totals | | 26-53 | 12-26 | 8-11 | 3 23 26 | 16 13 | 72 | 16 | 12 | 4 | 4 0 | -16 |

Technical Fouls:NONE

Wisconsin - 88

Record: 11-3 (3-0)

| NO. Name | Min | FG M-A | 3P M-A | FT M-A | Rebounds OR DR TOT | Fouls PF FD | TP | AS | TO | ST | Blocks BS BA | +/- |
|-------------------|---------|-----------|-----------|-----------|-----------------------|----------------|----|----|----|----|-----------------|-----|
| 5 Tyler Wahl | F 31:02 | 6-10 | 1-1 | 4-6 | 4 4 8 | 2 5 | 17 | 4 | 1 | 1 | 2 0 | 23 |
| 22 Steven Crowl | F 30:08 | 4-5 | 1-2 | 0-0 | 1 6 7 | 1 1 | 9 | 4 | 1 | 0 | 0 0 | 10 |
| 2 AJ Storr | G 19:59 | 3-8 | 1-3 | 3-5 | 2 3 5 | 1 3 | 10 | 3 | 2 | 1 | 0 0 | 7 |
| 11 Max Klemit | G 25:27 | 1-2 | 1-2 | 0-0 | 0 3 3 | 2 2 | 3 | 0 | 1 | 0 | 0 0 | 5 |
| 23 Chucky Hepburn | G 32:51 | 5-8 | 3-5 | 0-0 | 0 2 2 | 1 0 | 13 | 6 | 1 | 3 | 0 1 | 10 |
| 14 Carter Gilmore | 06:52 | 1-1 | 0-0 | 0-0 | 0 0 0 | 1 0 | 2 | 1 | 0 | 0 | 0 0 | -4 |
| 25 John Blackwell | 18:46 | 5-8 | 1-2 | 1-1 | 0 3 3 | 0 1 | 12 | 0 | 2 | 0 | 0 0 | 14 |
| 3 Connor Essogian | 12:27 | 4-9 | 0-0 | 0 1 1 | 0 2 12 | 0 0 | 0 | 0 | 0 | 0 | 0 0 | 14 |
| 4 Kamari McGee | 05:54 | 2-2 | 1-1 | 0-0 | 0 1 1 | 2 0 | 5 | 0 | 0 | 1 | 0 0 | 11 |
| 31 Nolan Winter | 08:37 | 2-5 | 0-2 | 1-1 | 0 0 1 | 1 2 | 5 | 0 | 0 | 0 | 0 0 | 11 |
| 10 Isaac Lindsey | 02:06 | 0-1 | 0-1 | 0-0 | 0 0 0 | 0 0 | 0 | 0 | 0 | 0 | 0 0 | -3 |
| 15 Markus Ilver | 02:06 | 0-0 | 0-0 | 0-0 | 0 0 0 | 0 0 | 0 | 0 | 0 | 0 | 0 0 | -3 |
| 12 Luke Haertle | 01:15 | 0-1 | 0-0 | 0-0 | 0 0 0 | 0 0 | 0 | 0 | 0 | 0 | 0 1 | -5 |
| 15 Isaac Gard | 01:15 | 0-0 | 0-0 | 0-0 | 0 0 0 | 1 0 | 0 | 0 | 0 | 0 | 0 0 | -5 |
| 21 Chris Hodges | 01:15 | 0-0 | 0-0 | 0-0 | 0 0 0 | 0 0 | 0 | 0 | 0 | 0 | 0 0 | -5 |
| Team | | | | | 0 1 1 | 0 | 0 | | | | | |
| Totals | | 33-60 | 13-26 | 9-13 | 7 25 32 | 13 16 | 88 | 18 | 8 | 6 | 0 4 | 16 |

Technical Fouls:NONE

| | NEB | | WIS | | Points from | | NEB | WIS | Period by Period Scoring | | |
|------------------|---------------------------|-------|---------------------------|--|---------------|----|-----|-----|--------------------------|-----|-----|
| Biggest lead | 0 (1 st 20:00) | | 21 (2 nd 1:40) | | Turnovers | 12 | 17 | | 1st | 2nd | TOT |
| Best Scoring Run | 7(2 nd 11:30) | | 8(1 st 11:00) | | Paint | 18 | 36 | NEB | 38 | 34 | 72 |
| Lead Changes | 0 | | | | Second Chance | 6 | 7 | | | | |
| Times Tied | 2 | | | | Fast Breaks | 11 | 4 | WIS | 51 | 37 | 88 |
| Time with Lead | 00:00 | 38:26 | | | Bench | 18 | 36 | | | | |

IOWA 94, NEBRASKA 76



Official Basketball Box Score - Final
Nebraska at Iowa
01/12/24 Carver-Hawkeye Arena, Iowa City, Iowa
2023-24 Men's Basketball

Game Time: 8:37 PM
Game Duration: 1:46
Attendance: 9,670

Officials: Ronald Groover, Kipp Kissinger, Doug Simons

Nebraska - 76

Record: 13-4 (3-3)

| NO. Name | | Min | FG M-A | 3P M-A | FT M-A | Rebounds OR DR TOT | Fouls PF FO | TP | AS | TO | ST | Blocks BS BA | +/- |
|-----------------------|---|-------|-----------|-----------|-----------|-----------------------|----------------|----|----|----|----|-----------------|-----|
| 4 Juwan Gary | F | 13:41 | 3-8 | 0-3 | 3-4 | 2 3 5 | 4 2 | 9 | 0 | 0 | 0 | 1 0 | -13 |
| 51 Rienk Mast | F | 27:39 | 6-9 | 1-2 | 1-1 | 1 4 5 | 1 2 | 14 | 2 | 1 | 1 | 0 | -29 |
| 3 Brice Williams | G | 30:20 | 3-11 | 0-6 | 0-0 | 0 4 4 | 2 0 | 6 | 2 | 2 | 1 | 0 | -31 |
| 10 Jamarques Lawrence | G | 09:31 | 0-2 | 0-2 | 0-0 | 0 1 1 | 2 1 | 0 | 1 | 0 | 0 | 0 | 0 |
| 30 Keisei Tominaga | G | 30:55 | 6-10 | 1-5 | 0-0 | 0 0 0 | 2 1 | 13 | 1 | 3 | 0 | 0 | -10 |
| 1 Sam Holberg | | 25:07 | 1-5 | 0-2 | 0-0 | 0 6 6 | 1 0 | 2 | 4 | 2 | 2 | 0 | -17 |
| 53 Josiah Alick | | 20:44 | 5-6 | 0-0 | 4-6 | 3 2 5 | 1 5 | 14 | 1 | 0 | 1 | 0 | -3 |
| 0 C.J. Wilcher | | 19:01 | 1-4 | 1-3 | 2-2 | 1 3 4 | 1 1 | 5 | 2 | 0 | 0 | 0 | -1 |
| 11 Eli Rice | | 18:46 | 4-7 | 1-3 | 2-2 | 1 3 4 | 0 1 | 11 | 1 | 0 | 0 | 0 | 2 |
| 21 Matar Diop | | 02:08 | 1-1 | 0-0 | 0-0 | 0 0 0 | 0 0 | 2 | 0 | 0 | 0 | 0 | 3 |
| 31 Cale Jacobsen | | 02:08 | 0-0 | 0-0 | 0-0 | 0 0 0 | 0 0 | 0 | 0 | 0 | 0 | 0 | 3 |
| Team | | | | | | 0 0 0 | | 0 | 0 | 0 | | | |
| Totals | | | 30-63 | 4-26 | 12-15 | 8 26 34 | 14 13 | 76 | 14 | 8 | 5 | 1 0 | -18 |

Technical Fouls: NONE

| Shooting By Period | |
|---------------------|-------------|
| 1 st FG% | 16-32 50.0% |
| 3PT% | 1-10 10.0% |
| FT% | 3-5 60% |
| 2 nd FG% | 14-31 45.2% |
| 3PT% | 3-16 18.8% |
| FT% | 9-10 90% |
| GM FG% | 30-63 47.6% |
| 3PT% | 4-26 15.4% |
| FT% | 12-15 80.0% |

Dead Ball Rebounds: 1, 0

Iowa - 94

Record: 10-6 (2-3)

| NO. Name | Min | FG M-A | 3P M-A | FT M-A | Rebounds OR DR TOT | Fouls PF FO | TP | AS | TO | ST | Blocks BS BA | +/- | |
|----------------------|---------|-----------|-----------|-----------|-----------------------|----------------|----|----|----|----|-----------------|-----|----|
| 22 Patrick McCaffery | F 24:49 | 4-7 | 1-4 | 3-4 | 1 4 5 | 1 3 | 12 | 2 | 2 | 1 | 0 | 0 | 19 |
| 23 Ben Krikke | F 22:10 | 5-7 | 2-2 | 0-0 | 2 1 3 | 4 2 | 12 | 2 | 0 | 0 | 0 | 0 | 16 |
| 32 Owen Freeman | F 32:18 | 11-13 | 0-0 | 0-2 | 2 8 10 | 1 2 | 22 | 2 | 0 | 0 | 1 | 0 | 18 |
| 11 Tony Perkins | G 37:17 | 3-12 | 2-8 | 3-3 | 1 1 2 | 3 3 | 11 | 15 | 2 | 1 | 0 | 0 | 24 |
| 20 Payton Sandfort | G 35:22 | 6-15 | 5-12 | 2-2 | 1 9 10 | 1 2 | 19 | 5 | 1 | 0 | 0 | 0 | 21 |
| 4 Josh Dix | 27:01 | 5-8 | 5-7 | 1-2 | 2 0 2 | 0 0 | 1 | 16 | 2 | 0 | 2 | 0 | 7 |
| 13 Ladi Dembele | 04:26 | 0-0 | 0-0 | 0-0 | 0 0 0 | 2 0 | 0 | 0 | 1 | 0 | 0 | 0 | -7 |
| 5 Dasonte Bowen | 02:43 | 0-1 | 0-1 | 0-0 | 0 0 0 | 0 0 | 0 | 0 | 0 | 0 | 0 | 0 | -6 |
| 2 Brock Harding | 10:38 | 1-4 | 0-1 | 0-1 | 0 0 0 | 0 0 | 1 | 2 | 2 | 0 | 0 | 0 | -3 |
| 0 Even Brauns | 03:16 | 0-0 | 0-0 | 0-0 | 0 2 2 | 1 0 | 0 | 0 | 0 | 0 | 0 | 0 | 1 |
| | | | | | 0 2 2 | | | 0 | 0 | | | | |
| Totals | | 35-67 | 15-35 | 9-14 | 9 27 36 | 13 14 | 94 | 30 | 6 | 5 | 0 | 1 | 18 |

Technical Fouls: NONE

| Shooting By Period | |
|---------------------|-------------|
| 1 st FG% | 16-35 45.7% |
| 3PT% | 7-20 35.0% |
| FT% | 2-3 66.7% |
| 2 nd FG% | 19-32 59.4% |
| 3PT% | 8-15 53.3% |
| FT% | 7-11 63.6% |
| GM FG% | 35-67 52.2% |
| 3PT% | 15-35 42.9% |
| FT% | 9-14 64.3% |

Dead Ball Rebounds: 2, 0

| | NEB | IOWA |
|------------------|---------------------------|----------------------------|
| Biggest lead | 1 (2 nd 17:13) | 21 (2 nd 2:21) |
| Best Scoring Run | 6 (1 st 13:08) | 15 (1 st 14:26) |
| Lead Changes | 4 | |
| Times Tied | 3 | |
| Time with Lead | 00:22 | 36:24 |

| Points from | NEB | IOWA |
|---------------|-----|------|
| Turnovers | 7 | 8 |
| Paint | 46 | 32 |
| Second Chance | 10 | 12 |
| Fast Breaks | 6 | 16 |
| Bench | 34 | 18 |

| Period by Period Scoring | | | |
|--------------------------|-----|-----|-----|
| | 1st | 2nd | TOT |
| NEB | 36 | 40 | 76 |
| IOWA | 41 | 53 | 94 |

RUTGERS 87, NEBRASKA 82 (OT)



Official Basketball Box Score - Final
Nebraska at Rutgers
01/17/24 Jersey Mike's Arena, Piscataway
2023-24 Men's Basketball

Game Time: 7:00 PM
Game Duration: 3:38
Attendance: 8,000

Officials: Eric Curry, Rob Riley, Kelly Plesher

Nebraska - 82

Record: 13-5 (3-4)

| NO. Name | Min | FG M-A | 3P M-A | FT M-A | OR Reb | DR Reb | Fouls PF FO | TP | AS | TO | ST | Blocks BS BA | + | | |
|-----------------------|---------|-----------|-----------|-----------|-----------|-----------|----------------|----|----|----|----|-----------------|---|---|---|
| 4 Juwan Gary | F 22:32 | 4-8 | 1-3 | 0-0 | 3 | 3 | 6 | 0 | 9 | 0 | 0 | 1 | 1 | 1 | |
| 51 Rienk Mast | F 36:15 | 2-12 | 0-3 | 0-1 | 3 | 5 | 8 | 5 | 2 | 4 | 2 | 2 | 2 | 1 | |
| 3 Brice Williams | G 39:12 | 6-13 | 4-8 | 6-8 | 0 | 6 | 6 | 4 | 4 | 22 | 2 | 3 | 0 | 1 | |
| 10 Jamarques Lawrence | G 34:03 | 2-8 | 0-5 | 3-3 | 0 | 6 | 6 | 3 | 7 | 5 | 2 | 0 | 0 | 1 | |
| 30 Keisei Tominaga | G 32:45 | 5-14 | 4-8 | 2-2 | 0 | 1 | 1 | 2 | 2 | 16 | 0 | 0 | 2 | 0 | |
| 0 C.J. Wilcher | 18:28 | 3-6 | 2-5 | 4-4 | 0 | 2 | 2 | 3 | 2 | 12 | 2 | 3 | 0 | 1 | |
| 1 Sam Holberg | 18:58 | 2-2 | 2-2 | 0-0 | 0 | 1 | 1 | 2 | 1 | 6 | 1 | 2 | 0 | 0 | |
| 53 Josiah Alick | 20:05 | 1-3 | 0-1 | 3-4 | 1 | 4 | 5 | 5 | 3 | 5 | 0 | 1 | 0 | 3 | |
| 11 Eli Rice | 02:13 | 0-0 | 0-0 | 1-2 | 0 | 1 | 1 | 0 | 0 | 1 | 0 | 1 | 0 | 0 | |
| 21 Matar Diop | 00:27 | 0-0 | 0-0 | 0-0 | 0 | 0 | 0 | 0 | 0 | 1 | 0 | 0 | 0 | 0 | |
| 31 Cale Jacobsen | 00:02 | 0-0 | 0-0 | 0-0 | 0 | 0 | 0 | 0 | 0 | 0 | 0 | 0 | 0 | 0 | |
| Team | | | | | 4 | 2 | 6 | 0 | 0 | 0 | 0 | 0 | 0 | 0 | |
| Totals | | 25-66 | 13-35 | 19-24 | 11 | 31 | 42 | 24 | 17 | 82 | 13 | 13 | 8 | 6 | 5 |

Technical Fouls: NONE

| Shooting By Period | |
|---------------------|-------------|
| 1 st FG% | 13-31 41.9% |
| 3PT% | 5-14 35.7% |
| FT% | 5-7 71.4% |
| 2 nd FG% | 8-25 32.0% |
| 3PT% | 5-16 31.3% |
| FT% | 12-15 80% |
| OT FG% | 4-10 40.0% |
| 3PT% | 3-5 60.0% |
| FT% | 2-2 100% |
| GM FG% | 25-66 37.9% |
| 3PT% | 13-35 37.1% |
| FT% | 19-24 79.2% |

Dead Ball Rebounds: 4, 1

Rutgers - 87

Record: 10-7 (2-4)

| NO. Name | Min | FG M-A | 3P M-A | FT M-A | Rebounds OR DR TOT | Fouls PF FO | TP | AS | TO | ST | Blocks BS BA | + | |
|---------------------|---------|-----------|-----------|-----------|-----------------------|----------------|----|----|----|----|-----------------|-----|----|
| 3 Mawot Mag | F 38:48 | 7-14 | 1-5 | 1-2 | 2 3 5 | 2 1 | 16 | 1 | 2 | 2 | 1 | 12 | |
| 5 Aundre Hyatt | F 30:12 | 5-15 | 4-11 | 3-4 | 2 2 4 | 3 3 | 17 | 2 | 1 | 1 | 0 | 5 | |
| 11 Clifford Omoruyi | C 31:18 | 6-11 | 0-0 | 2-7 | 6 9 15 | 3 7 | 14 | 0 | 3 | 0 | 4 | -5 | |
| 0 Derek Simpson | G 35:22 | 3-13 | 2-6 | 6-7 | 3 5 8 | 1 6 | 14 | 8 | 1 | 1 | 0 | 1 | 17 |
| 24 Austin Williams | G 35:09 | 5-11 | 1-2 | 0-6 | 3 3 6 | 3 4 | 11 | 2 | 2 | 1 | 0 | 2 | 15 |
| 9 Oskar Palmquist | 04:19 | 0-1 | 0-1 | 0-0 | 0 0 0 | 1 0 | 0 | 0 | 0 | 0 | 0 | -9 | |
| 1 Jamichael Davis | 09:20 | 0-1 | 0-0 | 0-0 | 2 2 2 | 1 0 | 0 | 0 | 0 | 0 | 0 | -10 | |
| 2 Noah Fernandes | 19:28 | 2-6 | 1-2 | 2-2 | 1 1 2 | 1 1 | 7 | 2 | 0 | 1 | 1 | -8 | |
| 13 Antwone Woolfolk | 13:42 | 0-1 | 0-0 | 2-2 | 3 1 4 | 2 1 | 2 | 1 | 2 | 0 | 0 | 0 | 10 |
| 10 Gavin Griffiths | 07:22 | 2-5 | 2-2 | 0-0 | 0 0 0 | 0 1 | 6 | 0 | 1 | 0 | 0 | -2 | |
| Team | | | | | 5 5 10 | 0 | 0 | 1 | 0 | 0 | 0 | | |
| Totals | | 30-78 | 11-29 | 16-30 | 25 31 56 | 18 24 | 87 | 16 | 13 | 6 | 5 | 6 | 5 |

Technical Fouls: Coach 2nd 15:39

| | NEB | RUT |
|------------------|----------------------------|-----------------------------|
| Biggest lead | 12 (1 st 8:51) | 5 (1 st OT 2:19) |
| Best Scoring Run | 10 (1 st 12:42) | 9 (1 st 2:49) |
| Lead Changes | 14 | |
| Times Tied | 7 | |
| Time with Lead | 30:40 | 10:39 |

| Points from | NEB | RUT |
|---------------|-----|-----|
| Turnovers | 16 | 17 |
| Paint | 24 | 34 |
| Second Chance | 11 | 20 |
| Fast Breaks | 8 | 7 |
| Bench | 24 | 15 |

| Period by Period Scoring | | | | |
|--------------------------|-----|-----|-----|-----|
| | 1st | 2nd | OT1 | TOT |
| NEB | 36 | 33 | 13 | 82 |
| RUT | 36 | 33 | 18 | 87 |

NEBRASKA 75, NORTHWESTERN 69



Official Basketball Box Score - Final
Northwestern at Nebraska
01/20/24 Pinnacle Bank Arena, Lincoln
2023-24 Men's Basketball

Game Time: 1:16 PM
Game Duration: 2:00
Attendance: 14,977

Officials: Earl Watson, John Floyd, Andy O'Brien

Northwestern - 69

Record: 13-5 (4-3)

| NO. | Name | Min | FG | 3P | FT | Rebounds | | | Fouls | TP | AS | TO | ST | Blocks | BS | +/- | |
|--------|-------------------|---------|-------|-------|-------|----------|----|-----|-------|----|----|----|----|--------|----|-----|----|
| | | | M-A | M-A | M-A | OR | DR | TOT | PF | | | | | FF | | | |
| 33 | Luke Hunger | F 12:46 | 0-1 | 0-0 | 0-0 | 2 | 0 | 2 | 1 | 3 | 0 | 0 | 1 | 1 | 0 | -8 | |
| 0 | Boo Buie | G 37:26 | 2-15 | 1-6 | 4-5 | 0 | 0 | 0 | 2 | 4 | 9 | 7 | 2 | 2 | 0 | 0 | |
| 3 | Ty Berry | G 28:23 | 2-10 | 2-8 | 0-0 | 1 | 2 | 3 | 1 | 0 | 6 | 1 | 1 | 0 | 0 | -13 | |
| 5 | Ryan Langborg | G 37:53 | 5-14 | 4-10 | 1-2 | 3 | 2 | 5 | 3 | 1 | 15 | 2 | 1 | 4 | 1 | -5 | |
| 13 | Brooks Barnhizer | G 37:01 | 9-15 | 2-5 | 4-4 | 1 | 6 | 7 | 4 | 4 | 24 | 4 | 1 | 4 | 2 | -4 | |
| 34 | Matthew Nicholson | 27:14 | 4-4 | 0-0 | 1-4 | 2 | 3 | 5 | 3 | 3 | 9 | 2 | 0 | 1 | 2 | 0 | |
| 2 | Nick Martinelli | 17:29 | 2-4 | 1-2 | 1-2 | 2 | 2 | 4 | 0 | 1 | 6 | 1 | 1 | 1 | 0 | 1 | |
| 11 | Jordan Clayton | 01:48 | 0-0 | 0-0 | 0-0 | 0 | 0 | 0 | 0 | 0 | 0 | 0 | 0 | 0 | 0 | -2 | |
| Team | | | | | | 0 | 0 | 0 | 0 | 0 | 0 | 0 | 0 | | | | |
| Totals | | | 24-63 | 10-31 | 11-17 | 11 | 15 | 26 | 14 | 16 | 69 | 17 | 7 | 13 | 5 | 3 | -6 |

Technical Fouls: NONE

| Shooting By Period | |
|---------------------|-------------|
| 1 st FG% | 12-29 41.4% |
| 3PT% | 7-15 46.7% |
| FT% | 4-9 44.4% |
| 2 nd FG% | 12-34 35.3% |
| 3PT% | 3-16 18.8% |
| FT% | 7-8 87.5% |
| GM FG% | 24-63 38.1% |
| 3PT% | 10-31 32.3% |
| FT% | 11-17 64.7% |

Dead Ball Rebounds: 2, 0

Nebraska - 75

Record: 14-5 (4-4)

| NO. Name | Min | FG M-A | 3P M-A | FT M-A | Rebounds OR DR TOT | Fouls PF FO | TP | AS | TO | ST | Blocks BS BA | | |
|-----------------------|---------|-----------|-----------|-----------|-----------------------|----------------|----|----|----|----|-----------------|---|----|
| 51 Rienk Mast | F 32:04 | 4-11 | 0-1 | 0-0 | 2 6 8 | 1 0 | 8 | 6 | 5 | 0 | 1 | 2 | 3 |
| 53 Josiah Alick | F 24:31 | 4-5 | 0-0 | 7-8 | 2 3 5 | 2 6 | 15 | 2 | 1 | 0 | 0 | 0 | -6 |
| 3 Brice Williams | G 31:24 | 4-6 | 1-2 | 3-5 | 0 4 4 | 3 3 | 12 | 2 | 3 | 0 | 0 | 0 | 8 |
| 10 Jamarques Lawrence | G 28:10 | 4-5 | 2-2 | 0-0 | 0 5 5 | 3 1 | 10 | 3 | 4 | 2 | 0 | 0 | 8 |
| 30 Keisei Tominaga | G 27:21 | 5-11 | 2-4 | 2-2 | 1 5 6 | 1 1 | 14 | 0 | 1 | 1 | 0 | 1 | 3 |
| 0 C.J. Wilcher | 26:13 | 4-8 | 2-4 | 0-0 | 1 1 1 | 3 0 | 10 | 1 | 3 | 2 | 0 | 2 | 7 |
| 1 Sam Holberg | 21:52 | 1-1 | 0-0 | 0-1 | 1 5 6 | 1 1 | 2 | 3 | 0 | 0 | 0 | 0 | 0 |
| 11 Eli Rice | 08:26 | 0-0 | 0-0 | 4-4 | 0 1 1 | 2 2 | 4 | 1 | 0 | 0 | 2 | 0 | 6 |
| Team | | | | | 2 2 4 | 0 | 0 | 0 | 0 | 0 | 0 | 0 | |
| Totals | | 26-47 | 7-13 | 16-20 | 8 32 40 | 16 14 | 75 | 18 | 18 | 5 | 3 | 5 | 6 |

Technical Fouls: NONE

| Shooting By Period | | |
|--------------------|------|-------------|
| 1 st | FG% | 16-23 69.6% |
| | 3PT% | 3-7 42.9% |
| | FT% | 4-5 80% |
| 2 nd | FG% | 10-24 41.7% |
| | 3PT% | 4-6 66.7% |
| | FT% | 12-15 80% |
| GM | FG% | 26-47 55.3% |
| | 3PT% | 7-13 53.8% |
| | FT% | 16-20 80.0% |

Dead Ball Rebounds: 2, 0

2023-24 BOXSCORES

MARYLAND 73, NEBRASKA 51



Official Basketball Box Score - Final
Nebraska at Maryland
01/27/24 KFFNTY Center, College Park
2023-24 Men's Basketball

Game Time: 12:09 PM
Game Duration: 1:55
Attendance: 15,481

Officials: Kelly Pfeifer, Rob Kuennenan, Delore Carr

Nebraska - 51

Record: 15-6 (5-5)

| NO. Name | Min | FG M-A | 3P M-A | FT M-A | Rebounds OR DR TOT | Fouls PF FD | TP | AS | TO | ST | Blocks BS BA | +/- |
|-----------------------|---------|-----------|-----------|-----------|-----------------------|----------------|----|----|----|----|-----------------|-----|
| 51 Rlenk Mast | F 31:39 | 2-5 | 1-2 | 0-0 | 1 5 6 | 3 0 5 | 3 | 3 | 1 | 1 | 1 | 9 |
| 53 Josiah Allick | F 25:14 | 0-2 | 0-0 | 3-6 | 1 3 4 | 3 3 3 | 2 | 1 | 0 | 1 | 1 | -16 |
| 3 Brice Williams | G 28:03 | 2-7 | 2-3 | 3-4 | 0 3 3 | 3 3 9 | 1 | 2 | 2 | 1 | 2 | -11 |
| 10 Jamarques Lawrence | G 25:32 | 3-5 | 2-3 | 0-0 | 0 2 2 | 1 1 8 | 2 | 4 | 0 | 0 | 0 | -6 |
| 30 Keisei Tominaga | G 21:36 | 3-10 | 1-5 | 0-0 | 0 1 1 | 0 0 7 | 0 | 2 | 1 | 0 | 0 | -17 |
| 0 C.J. Wilcher | 23:18 | 5-7 | 4-6 | 0-0 | 0 0 0 | 0 4 14 | 1 | 2 | 0 | 0 | 0 | -23 |
| 1 Sam Holberg | 19:17 | 0-1 | 0-1 | 0-0 | 0 2 2 | 2 1 0 | 1 | 2 | 1 | 0 | 0 | -22 |
| 11 Eli Rice | 17:55 | 2-5 | 0-1 | 1-2 | 0 4 4 | 1 1 5 | 0 | 1 | 0 | 0 | 1 | -17 |
| 9 Jarron Coleman | 02:01 | 0-0 | 0-0 | 0-0 | 0 0 0 | 0 0 0 | 0 | 0 | 0 | 0 | 0 | 3 |
| 21 Matar Diop | 02:01 | 0-1 | 0-0 | 0-0 | 0 1 1 | 1 0 0 | 0 | 0 | 0 | 0 | 0 | 3 |
| 31 Cale Jacobsen | 02:01 | 0-0 | 0-0 | 0-0 | 0 0 0 | 0 0 0 | 0 | 0 | 0 | 0 | 0 | 3 |
| 24 Jeff Grace | 01:23 | 0-0 | 0-0 | 0-0 | 0 0 0 | 0 0 0 | 0 | 0 | 0 | 0 | 0 | 1 |
| Team | | | | | 1 1 2 | 0 0 0 | 0 | 0 | 1 | | | |
| Totals | | 17-43 | 10-21 | 7-12 | 3 22 25 | 14 13 51 | 10 | 18 | 5 | 3 | 5 | -22 |

Technical Fouls: NONE

Maryland - 73

Record: 12-9 (5-5)

| NO. Name | Min | FG M-A | 3P M-A | FT M-A | Reb OR DR TOT | Fouls PF FD | TP | AS | TO | ST | Blocks BS BA | +/- | | | |
|--------------------------|---------|-----------|-----------|-----------|------------------|----------------|----|----|----|----|-----------------|-----|---|---|-----|
| 10 Julian Reese | F 32:25 | 5-11 | 0-0 | 5-8 | 3 13 16 | 1 4 15 | 1 | 1 | 3 | 1 | 1 | 21 | | | |
| 22 Jordan Geronimo | F 33:31 | 1-7 | 1-3 | 0-0 | 5 3 8 | 3 2 3 | 0 | 0 | 3 | 2 | 1 | 15 | | | |
| 24 Donta Scott | F 30:35 | 3-11 | 0-5 | 3-3 | 2 2 4 | 2 5 9 | 5 | 1 | 1 | 1 | 0 | 28 | | | |
| 1 Jahmir Young | G 33:26 | 5-15 | 2-7 | 0-0 | 5 4 9 | 0 0 12 | 6 | 2 | 2 | 0 | 1 | 17 | | | |
| 5 DeShawn Harris-Smith | G 26:05 | 4-6 | 1-2 | 0-0 | 0 1 1 | 2 0 9 | 2 | 2 | 0 | 0 | 0 | 17 | | | |
| 2 Jahari Long | 18:28 | 4-5 | 3-4 | 0-0 | 0 1 1 | 3 1 11 | 1 | 2 | 1 | 0 | 0 | 13 | | | |
| 12 Jamie Kaiser, Jr. | 17:50 | 4-7 | 4-5 | 2-2 | 0 1 1 | 1 0 14 | 1 | 0 | 1 | 1 | 0 | 11 | | | |
| 0 Jaharrathan Lamothe | 02:01 | 0-0 | 0-0 | 0-0 | 0 0 0 | 0 0 0 | 0 | 0 | 0 | 0 | 0 | -3 | | | |
| 11 Noah Batchelor | 02:01 | 0-1 | 0-0 | 0-0 | 0 0 0 | 0 0 0 | 0 | 0 | 0 | 0 | 0 | -3 | | | |
| 35 Caedon Swanton-Rodger | 02:01 | 0-0 | 0-0 | 0-1 | 0 0 0 | 1 1 0 | 0 | 0 | 0 | 0 | 0 | -3 | | | |
| 14 Mady Traore | 01:37 | 0-1 | 0-0 | 0-0 | 0 0 0 | 1 0 0 | 0 | 0 | 0 | 0 | 0 | -3 | | | |
| Team | | | | | 2 1 3 | 0 0 0 | 0 | 0 | 0 | | | | | | |
| Totals | 26:64 | 11-26 | 10-14 | 17 | 26 | 43 | 13 | 14 | 73 | 16 | 8 | 11 | 5 | 3 | -22 |

Technical Fouls: NONE

| NEB | UMD | Points from Turnovers | NEB | UMD | Period by Period Scoring |
|------------------|----------------------------|----------------------------|---------------|-------|--------------------------|
| Biggest lead | 10 (1 st 15:30) | 25 (2 nd 14:07) | Turnovers | 8 25 | 1st 2nd TOT |
| Best Scoring Run | 7 (2 nd 11:57) | 9 (1 st 3:51) | Paint | 12 30 | NEB 27 24 51 |
| Lead Changes | 3 | | Second Chance | 5 18 | UMD 44 29 73 |
| Times Tied | 1 | | Fast Breaks | 5 6 | |
| Time with Lead | 08:31 | 30:05 | Bench | 19 25 | |

NEBRASKA 80, NO. 6 WISCONSIN 72 (OT)



Official Basketball Box Score - Final
Wisconsin at Nebraska
02/01/24 Foretels Bank Arena, Lincoln
Nebraska vs. Wisconsin

Game Time: 7:31 PM
Game Duration: 2:07
Attendance: 15,318

Officials: Jeffrey Anderson, Doug Simons, Courtney Green

Wisconsin - 72

Record: 16-5 (8-2)

| NO. | Name | Min | FG | | 3P | | Rebounds | | Fouls | | TP | AS | TO | ST | Blocks | | +/- | Shooting By Period | | |
|--------|-----------------|---------|-------|-------|------|----|----------|----|-------|----|----|----|----|----|--------|----|------|--------------------|--------|-------|
| | | | M | A | M | A | OR | DR | TOT | PF | | | | | FD | BS | | BA | 1st FG | 1st % |
| 5 | Tyler Wahl | F 32:40 | 2-5 | 0-0 | 3-5 | 1 | 7 | 8 | 4 | 3 | 7 | 3 | 1 | 3 | 1 | 0 | 2 | 1st FG | 16-29 | 55.2% |
| 22 | Steven Crowl | F 36:31 | 0-2 | 0-2 | 1-2 | 3 | 10 | 13 | 4 | 2 | 1 | 0 | 2 | 1 | 0 | 0 | -3 | 3PT% | 5-14 | 35.7% |
| 2 | AJ Storr | G 34:33 | 11-22 | 5-11 | 1-2 | 1 | 2 | 3 | 3 | 2 | 28 | 0 | 5 | 0 | 0 | 2 | -8 | 2nd FG | 10-28 | 35.7% |
| 11 | Max Klesmit | G 37:23 | 5-11 | 3-7 | 0-0 | 4 | 4 | 2 | 1 | 13 | 1 | 4 | 0 | 0 | 0 | -7 | 3PT% | 4-14 | 28.6% | |
| 23 | Chucky Hepburn | G 40:44 | 6-12 | 0-5 | 1-1 | 1 | 2 | 3 | 2 | 4 | 13 | 3 | 2 | 4 | 0 | 0 | -9 | FT% | 0-1 | 0% |
| 14 | Carter Gilmore | 11:31 | 0-3 | 0-1 | 2-2 | 2 | 1 | 3 | 0 | 1 | 2 | 0 | 0 | 0 | 1 | 0 | -9 | OTFG% | 1-7 | 14.3% |
| 25 | John Blackwell | 18:20 | 1-2 | 1-1 | 0-0 | 0 | 3 | 3 | 1 | 0 | 3 | 1 | 2 | 0 | 0 | 0 | -4 | 3PT% | 1-3 | 33.3% |
| 3 | Nolan Winter | 09:18 | 1-6 | 0-3 | 0-0 | 1 | 1 | 2 | 2 | 0 | 2 | 0 | 0 | 0 | 0 | 0 | -6 | FT% | 2 | 50% |
| 31 | Connor Essegian | 04:00 | 1-1 | 1-1 | 0-0 | 0 | 0 | 0 | 0 | 0 | 3 | 0 | 0 | 0 | 0 | 0 | 4 | GM FG% | 27-64 | 42.2% |
| Team | | | | | | 2 | 1 | 3 | 0 | 0 | 0 | 0 | 0 | 0 | | | | 3PT% | 10-31 | 32.3% |
| | | | | | | | | | | | | | | | | | | FT% | 8-12 | 66.7% |
| Totals | | | 27:64 | 10-31 | 8-12 | 11 | 31 | 42 | 18 | 13 | 72 | 8 | 16 | 8 | 2 | 2 | -8 | | | |

Technical Fouls: NONE

Nebraska - 80

Record: 16-6 (5-5)

| NO. Name | Min | FG | | 3P | | FT | | Rebounds | | Fouls | | TP | AS | TO | ST | Blocks | | +/- | Shooting By Period | | |
|-----------------------|---------|-------|------|-------|---|----|----|----------|----|-------|----|----|----|----|----|--------|-----|------------------------------|------------------------------|-------|-----|
| | | M | A | M | A | M | A | OR | DR | OT | PF | | | | | FD | BS | | BA | 1st | FG |
| 51 Rlenk Mast | F 38:32 | 18 | 2-8 | 2-2 | 2 | 1 | 7 | 8 | 2 | 2 | 20 | 3 | 1 | 0 | 0 | 0 | 0 | 2 | 1st <td>FG</td> <td>3PT</td> | FG | 3PT |
| 53 Josiah Allick | F 27:47 | 0-1 | 0-0 | 3-4 | 2 | 2 | 2 | 4 | 1 | 2 | 3 | 0 | 2 | 1 | 0 | 0 | 0 | 2 | 3PT | 1st | FG |
| 3 Brice Williams | G 38:39 | 4-9 | 2-3 | 7-8 | 2 | 7 | 9 | 4 | 4 | 17 | 2 | 5 | 2 | 1 | 1 | 0 | 20 | 2nd <td>FG</td> <td>3PT</td> | FG | 3PT | |
| 10 Jamarques Lawrence | G 18:23 | 2-5 | 0-2 | 0-1 | 0 | 1 | 1 | 1 | 0 | 2 | 4 | 4 | 1 | 2 | 0 | 0 | -17 | 3PT | 1st | FG | |
| 30 Keisel Tominaga | G 19:01 | 1-7 | 0-4 | 0-0 | 0 | 3 | 3 | 0 | 0 | 2 | 0 | 1 | 0 | 0 | 0 | 0 | -16 | FT | 10-13 | 76.9% | |
| 0 C.J. Wilcher | 27:29 | 7-10 | 5-7 | 3-3 | 0 | 1 | 1 | 1 | 2 | 22 | 3 | 0 | 1 | 0 | 0 | 0 | 16 | OT/FG | 4-5 | 80.0% | |
| 1 Sam Holberg | 22:04 | 1-2 | 0-0 | 1-2 | 1 | 3 | 4 | 1 | 3 | 1 | 2 | 0 | 3 | 0 | 1 | 1 | 14 | 3PT | 0-1 | 0.0% | |
| 4 Juwan Gary | 33:05 | 3-6 | 0-3 | 0-3 | 1 | 3 | 4 | 1 | 6 | 9 | 1 | 2 | 0 | 1 | 0 | 21 | FT | 5-5 | 100% | | |
| Team | | | | | 0 | 1 | 1 | 0 | 0 | 0 | 0 | 0 | 0 | 0 | 0 | 0 | | GM/FG | 26-58 | 44.8% | |
| Totals | | 26:58 | 9-27 | 19-26 | 7 | 28 | 35 | 13 | 18 | 80 | 15 | 12 | 9 | 2 | 2 | 8 | | 3PT | 9-27 | 33.3% | |
| | | | | | | | | | | | | | | | | | | FT | 19-26 | 73.1% | |

Technical Fouls: NONE

| Biggest lead | WIS | NEB | Points from Turnovers | WIS | NEB | Period by Period Scoring |
|------------------|---------------------------|-----------------------------|-----------------------|-------|-----------------|--------------------------|
| Best Scoring Run | 19 (1 st 9:51) | 8 (1 st OT 0:49) | Paint | 18 18 | 24 24 | 1st 2nd OT1 TOT |
| Lead Changes | 9 (1 st 9:51) | 12 (2 nd 0:48) | Second Chance | 7 6 | WIS 43 24 5 72 | |
| Times Tied | 3 | | Fast Breaks | 5 5 | NEB 27 40 13 80 | |
| Time with Lead | 35:26 | 0:429 | Bench | 10 34 | | |

NO. 14 ILLINOIS 87, NEBRASKA 84 (OT)



Official Basketball Box Score - Final
Nebraska at Illinois
02/04/24 State Farm Center, Champaign
2023-24 Men's Basketball

Game Time: 5:30 PM
Game Duration: 2:12
Attendance: 15,544

Officials: Paul Szlez, Owen Shortt, Don Dalley

Nebraska - 84

Record: 16-7 (6-6)

| NO. Name | Min | FG M-A | 3P M-A | FT M-A | Rebounds OR DR TOT | Fouls PF FD | TP | AS | TO | ST | Blocks BS BA | +/- | |
|-----------------------|---------|-----------|-----------|-----------|-----------------------|----------------|----|----|----|----|-----------------|-----|----|
| 51 Rlenk Mast | F 36:57 | 8-21 | 4-9 | 2-2 | 1 5 6 | 1 1 | 22 | 2 | 1 | 1 | 1 | 4 | |
| 53 Josiah Allick | F 32:34 | 2-5 | 1-1 | 0-0 | 1 3 4 | 4 0 | 5 | 1 | 0 | 3 | 0 | -14 | |
| 3 Brice Williams | G 33:44 | 3-12 | 1-5 | 0-0 | 0 3 3 | 5 1 | 7 | 1 | 0 | 1 | 1 | -3 | |
| 10 Jamarques Lawrence | G 15:26 | 1-3 | 0-1 | 0-0 | 0 1 1 | 2 1 | 2 | 1 | 0 | 0 | 0 | -14 | |
| 30 Keisei Tominaga | G 32:41 | 9-14 | 5-7 | 8-8 | 0 3 3 | 1 4 | 31 | 3 | 2 | 0 | 0 | 3 | 4 |
| 4 Juwan Gary | 34:56 | 4-5 | 0-0 | 4-4 | 1 10 11 | 4 3 | 12 | 2 | 1 | 2 | 0 | 0 | 11 |
| 0 C.J. Wilcher | 19:32 | 1-6 | 0-3 | 0-0 | 0 2 2 | 1 1 | 2 | 1 | 1 | 0 | 0 | 0 | -5 |
| 1 Sam Holberg | 18:57 | 1-2 | 1-2 | 0-0 | 1 1 2 | 2 0 | 3 | 1 | 0 | 0 | 0 | 0 | 3 |
| 31 Cale Jacobsen | 00:09 | 0-0 | 0-0 | 0-0 | 0 0 0 | 1 0 | 0 | 0 | 0 | 0 | 0 | 0 | 1 |
| 24 Jeff Grace | 00:04 | 0-0 | 0-0 | 0-0 | 0 0 0 | 0 0 | 0 | 0 | 0 | 0 | 0 | 0 | -2 |
| Team | | | | | 1 0 1 | 0 0 | 1 | 0 | 0 | 1 | | | |
| Totals | | 29-68 | 12-28 | 14-14 | 5 28 33 | 21 11 | 84 | 12 | 9 | 6 | 2 | 5 | -3 |

Technical Fouls: NONE

Illinois - 87

Record: 17-5 (8-3)

| NO. Name | Min | FG M A | 3P M A | FT M A | Rebounds OR DR TOT | Fouls PF FD | TP | AS | TO | ST | Blocks BS BA | +/- | | | |
|------------------------|---------|-----------|-----------|-----------|-----------------------|----------------|----|----|----|----|-----------------|-----|---|---|---|
| 3 Marcus Domask | F 43:24 | 7-15 | 1-4 | 4-5 | 2 1 3 | 1 4 19 | 5 | 2 | 0 | 1 | 0 | 8 | | | |
| 13 Quincy Guerrier | F 26:07 | 3-5 | 1-2 | 5-8 | 0 7 7 | 3 4 12 | 0 | 2 | 0 | 1 | 1 | 2 | | | |
| 33 Coleman Hawkins | F 35:56 | 7-13 | 4-7 | 2-2 | 2 5 7 | 1 4 20 | 5 | 1 | 2 | 2 | 0 | 4 | | | |
| 0 Terrence Shannon Jr. | G 39:04 | 6-16 | 3-10 | 3-6 | 0 2 2 | 4 3 18 | 2 | 1 | 2 | 0 | 1 | 1 | | | |
| 20 Ty Rodgers | G 33:01 | 3-5 | 0-0 | 2-4 | 5 9 14 | 1 3 8 | 3 | 2 | 3 | 2 | 0 | -5 | | | |
| 4 Justin Hamon | 17:28 | 0-5 | 0-4 | 4-4 | 2 1 2 | 1 2 4 | 3 | 2 | 0 | 0 | 0 | 6 | | | |
| 10 Luke Goodo | 18:53 | 0-6 | 0-6 | 0-0 | 3 5 8 | 0 0 0 | 0 | 1 | 0 | 0 | 0 | 1 | | | |
| 42 Dain Dainja | 09:04 | 3-4 | 0-0 | 1-1 | 2 1 3 | 0 1 6 | 0 | 1 | 0 | 1 | 0 | -1 | | | |
| 2 Dra Gibbs-Lawhorn | 02:03 | 0-1 | 0-1 | 0-0 | 0 0 0 | 0 0 0 | 0 | 0 | 0 | 0 | 0 | -1 | | | |
| Team | | | | | 2 2 4 | 0 0 1 | 0 | 0 | 1 | | | | | | |
| Totals | 29:70 | 9-34 | 20-30 | 17 | 33 | 50 | 12 | 21 | 87 | 18 | 14 | 7 | 5 | 2 | 3 |

Technical Fouls: Coach 1st 14:48

| NEB | ILL | Points from Turnovers | NEB | ILL | Period by Period Scoring |
|------------------|---------------------------|---------------------------|---------------|-------|--------------------------|
| Biggest lead | 7 (1 st 7:13) | 10 (2 nd 3:29) | Turnovers | 18 11 | 1st 2nd OT1 TOT |
| Best Scoring Run | 11 (2 nd 0:09) | 7 (2 nd 19:39) | Paint | 26 40 | NEB 36 37 11 84 |
| Lead Changes | 12 | | Second Chance | 4 12 | ILL 34 39 14 87 |
| Times Tied | 5 | | Fast Breaks | 9 8 | |
| Time with Lead | 17:50 | 24:38 | Bench | 17 10 | |

NORTHWESTERN 80, NEBRASKA 68



Official Basketball Box Score - Final
Nebraska at Northwestern
02/07/24 Weis-Ryan Arena, Evanston
2023-24 Men's Basketball

Game Time: 8:00 PM
Game Duration: 2:08
Attendance: 5,681

Officials: Brian Dorsey, Tim Comer, Eric Curry

Nebraska - 68

Record: 16-8 (6-7)

| NO. Name | Min | FG | | 3P | | FT | | Rebounds | | Fouls | | TP | AS | TO | Blocks | | +/- | Shooting By Percent | |
|-----------------------|---------|------|-----|-----|---|----|----|----------|----|-------|----|----|----|----|--------|--------|--------|---------------------|-------------|
| | | M | A | M | A | OR | DR | TO | FD | BS | BA | | | | 1st FG | 2nd FG | | | |
| 4 Juwan Gary | F 28:49 | 6-11 | 1-2 | 2-3 | 2 | 1 | 3 | 5 | 4 | 15 | 0 | 2 | 0 | 1 | 0 | -7 | 1st FG | 10-21 47.6% | |
| 51 Rlenk Mast | F 31:00 | 2-8 | 2-5 | 2-2 | 0 | 6 | 6 | 4 | 1 | 8 | 2 | 3 | 1 | 2 | 0 | 7 | 3PT% | 2-7 28.6% | |
| 53 Josiah Allick | F 15:19 | 0-2 | 0-1 | 0-0 | 0 | 0 | 0 | 0 | 0 | 0 | 0 | 2 | 0 | 1 | 0 | -23 | FT% | 9-11 81.8% | |
| 3 Brice Williams | G 35:13 | 5-7 | 1-2 | 2-2 | 0 | 10 | 10 | 2 | 2 | 13 | 4 | 3 | 1 | 0 | 0 | -11 | 2nd FG | 12-27 44.4% | |
| 30 Kelsei Tomlinaga | G 31:54 | 3-7 | 1-3 | 5-5 | 0 | 3 | 3 | 3 | 4 | 11 | 0 | 3 | 0 | 0 | 0 | 4 | FT% | 4-12 33.3% | |
| 0 C.J. Holber | 20:37 | 2-7 | 1-4 | 0-0 | 0 | 2 | 2 | 0 | 2 | 5 | 1 | 2 | 0 | 0 | 0 | -12 | GM FG | 22-48 45.8% | |
| 1 Sam Hooch | 19:19 | 0-0 | 0-0 | 4-6 | 0 | 1 | 1 | 2 | 4 | 4 | 2 | 0 | 0 | 0 | 0 | -16 | 3PT% | 6-9 66.7% | |
| 10 Jamarques Lawrence | 21:19 | 4-6 | 1-2 | 3-4 | 0 | 0 | 0 | 0 | 3 | 4 | 12 | 2 | 2 | 2 | 0 | 1 | 0 | FT% | 15-22 81.8% |
| 10 Matar Dipo | 00:00 | 0-0 | 0-0 | 0-0 | 0 | 0 | 0 | 0 | 0 | 0 | 0 | 0 | 0 | 0 | 0 | 0 | | | |
| 31 Sile Jacobson | 00:09 | 0-0 | 0-0 | 0-0 | 0 | 0 | 0 | 0 | 0 | 0 | 0 | 0 | 0 | 0 | 0 | 0 | | | |
| 24 Jeff Grace | 00:05 | 0-0 | 0-0 | 0-0 | 0 | 0 | 0 | 0 | 1 | 0 | 0 | 0 | 0 | 0 | 0 | -1 | | | |
| Team | | | | | 1 | 3 | 4 | 0 | 0 | 0 | 0 | 1 | | | | | | | |

NEBRASKA 79, MICHIGAN 59



Official Basketball Box Score - Final
Michigan at Nebraska
02/10/24 Private Bank Arena, Lincoln
Nebraska vs. Michigan

Game Time: 5:31 PM
Game Duration: 1:52
Attendance: 15,828

Officials: Kelly Pfeifer, Bill Eb, John Floyd

Michigan - 59

Record: 8-16 (3-10)

| NO. Name | Min | FG | 3P | FT | Rebounds | Fouls | TP | AS | TO | ST | Blocks | +/ |
|--------------------------|---------|-------|------|-------|----------|-------|----|----|----|----|--------|-----|
| 5 Terrance Williams II | F 29:58 | 3-8 | 1-3 | 2-4 | 5 0 5 | 1 3 | 9 | 3 | 1 | 0 | 0 | -17 |
| 13 Olivier Nkamhoua | F 32:03 | 1-10 | 0-3 | 1-2 | 4 6 10 | 3 2 | 3 | 2 | 3 | 3 | 2 | -3 |
| 32 Tarris Reed Jr. | F 29:36 | 3-9 | 0-0 | 3-3 | 4 5 9 | 2 4 | 9 | 1 | 2 | 1 | 1 | -20 |
| 3 Jaslin Llewellyn | G 33:40 | 3-12 | 2-7 | 0-0 | 1 2 3 | 2 2 | 8 | 2 | 2 | 0 | 0 | -9 |
| 4 Nimani Burnett | G 33:35 | 7-10 | 3-6 | 1-2 | 0 5 5 | 1 3 | 18 | 3 | 2 | 0 | 0 | -11 |
| 42 Will Tschetter | 13:22 | 3-5 | 2-2 | 0-0 | 1 0 1 | 2 1 | 8 | 0 | 1 | 0 | 0 | -14 |
| 40 George Washington III | 04:29 | 0-2 | 0-2 | 0-0 | 0 0 0 | 2 0 | 0 | 0 | 1 | 0 | 0 | -8 |
| 2 Tray Jackson | 16:41 | 0-5 | 0-1 | 2-2 | 1 1 2 | 1 2 | 2 | 1 | 0 | 2 | 1 | -14 |
| 24 Youssef Khayat | 01:39 | 0-1 | 0-0 | 0-0 | 0 0 0 | 0 0 | 0 | 0 | 1 | 0 | 0 | -1 |
| 31 Harrison Hochberg | 01:39 | 0-0 | 0-0 | 0-0 | 0 0 0 | 0 0 | 0 | 0 | 0 | 0 | 0 | -1 |
| 34 Jackson Selvala | 01:39 | 0-0 | 0-0 | 2-2 | 1 0 1 | 0 1 | 2 | 0 | 0 | 0 | 0 | -1 |
| 45 Cooper Smith | 01:39 | 0-0 | 0-0 | 0-0 | 0 0 0 | 0 0 | 0 | 0 | 0 | 0 | 0 | -1 |
| Team | | | | | 1 2 3 | | 0 | 2 | | | | |
| Totals | | 20-62 | 8-24 | 11-15 | 18 21 39 | 14 18 | 59 | 12 | 14 | 7 | 4 | -3 |

Technical Fouls: NONE

| Shooting By Period |
|-------------------------|
| 1st FG% 9-28 32.1% |
| 3PT% 4-11 36.4% |
| FT% 3-6 50.0% |
| 2nd FG% 11-34 32.4% |
| 3PT% 4-13 30.8% |
| FT% 6-9 66.7% |
| GM FG% 20-62 32.3% |
| 3PT% 8-24 33.3% |
| FT% 11-15 73.3% |
| Dead Ball Rebounds: 1,0 |

Nebraska - 79

Record: 17-8 (7-7)

| NO. Name | Min | FG | 3P | FT | Rebounds | Fouls | TP | AS | TO | ST | Blocks | BB | +/ |
|-----------------------|---------|-------|------|-------|----------|-------|----|----|----|----|--------|----|----|
| 4 Juwan Gary | F 26:20 | 2-5 | 1-2 | 0-2 | 3 4 7 | 3 1 | 5 | 2 | 1 | 2 | 1 | 0 | 14 |
| 51 Rienk Mast | F 34:24 | 4-10 | 1-3 | 2-2 | 2 4 6 | 2 1 | 11 | 8 | 3 | 0 | 1 | 1 | 14 |
| 53 Josiah Alick | F 22:09 | 7-10 | 0-0 | 2-4 | 4 4 8 | 2 4 | 16 | 1 | 1 | 1 | 1 | 8 | |
| 3 Brice Williams | G 25:51 | 5-9 | 1-1 | 2-4 | 1 3 4 | 3 4 | 13 | 0 | 1 | 0 | 0 | 0 | 29 |
| 30 Keisel Tominaga | G 28:10 | 8-14 | 3-6 | 0-0 | 0 1 1 | 2 0 | 19 | 2 | 0 | 2 | 0 | 0 | 16 |
| 10 Jamarques Lawrence | 23:05 | 2-9 | 1-5 | 0-0 | 1 5 6 | 0 1 | 5 | 1 | 1 | 1 | 0 | 0 | -1 |
| 0 C.J. Wilcher | 16:48 | 1-4 | 1-4 | 0-0 | 0 2 2 | 3 0 | 3 | 0 | 0 | 0 | 0 | 0 | 9 |
| 1 Sam Holberg | 17:15 | 0-2 | 0-1 | 4-4 | 1 3 4 | 2 3 | 4 | 3 | 1 | 1 | 0 | 0 | 7 |
| 21 Metar Diop | 01:39 | 1-1 | 1-1 | 0-0 | 0 0 0 | 0 0 | 3 | 0 | 1 | 0 | 0 | 0 | 1 |
| 31 Cale Jacobsen | 01:39 | 0-0 | 0-0 | 0-0 | 0 0 0 | 0 0 | 0 | 0 | 0 | 0 | 0 | 0 | 1 |
| 24 Jeff Grace | 01:20 | 0-0 | 0-0 | 0-0 | 0 0 0 | 0 0 | 0 | 1 | 0 | 0 | 0 | 0 | 1 |
| 35 Henry Burt | 01:20 | 0-0 | 0-0 | 0-0 | 0 0 1 | 1 0 | 0 | 0 | 0 | 0 | 0 | 0 | 1 |
| Team | | | | | 4 0 4 | | 0 | 0 | | | | | |
| Totals | | 30-64 | 9-23 | 10-16 | 16 27 43 | 18 14 | 79 | 18 | 9 | 7 | 3 | 4 | 20 |

Technical Fouls: NONE

| | MIC | NEB | | | | | Period by Period Scoring | | |
|------------------|---------------|----------------|---------------|-----|-----|-----|--------------------------|-----|-----|
| Biggest lead | 2 (1st 19:25) | 30 (1st 5:21) | Points from | MIC | NEB | | 1st | 2nd | TOT |
| Best Scoring Run | 9 (2nd 5:23) | 13 (1st 11:20) | Turnovers | 5 | 12 | | | | |
| Lead Changes | | 1 | Paint | 18 | 38 | MIC | 25 | 34 | 59 |
| Times Tied | | 2 | Second Chance | 13 | 14 | | | | |
| Time with Lead | 00:39 | 37:16 | Fast Breaks | 13 | 6 | NEB | 45 | 34 | 79 |
| | | | Bench | 12 | 15 | | | | |

NEBRASKA 68, PENN STATE 49



Official Basketball Box Score - Final
Penn St. at Nebraska
02/17/24 Private Bank Arena, Lincoln
Nebraska vs. Penn State

Game Time: 11:01 AM
Game Duration: 1:49
Attendance: 15,751

Officials: Paul Szek, Kipp Kissing, Rob Kueneman

Penn St. - 49

Record: 12-14 (6-9)

| NO. Name | Min | FG M/A | 3P M/A | FT M/A | Reb OR D | Fouls PF TT | TP | AS | TO | ST | Blocks BS | +/ | |
|-------------------|---------|-----------|-----------|-----------|-------------|----------------|----|----|----|----|--------------|-----|-----|
| 22 Qudus Wahab | F 25:12 | 1-3 | 0-0 | 1-1 | 4 1 5 | 1 3 | 3 | 1 | 1 | 0 | 2 | -8 | |
| 24 Zach Hicks | F 35:04 | 5-14 | 1-7 | 2-3 | 1 5 6 | 3 1 | 13 | 1 | 0 | 0 | 1 | -14 | |
| 1 Ace Baldwin Jr. | G 37:05 | 4-11 | 2-5 | 0-0 | 1 2 3 | 2 3 | 10 | 2 | 3 | 5 | 0 | -17 | |
| 2 D'Marco Dunn | G 25:55 | 3-11 | 1-5 | 2-3 | 0 3 3 | 2 3 | 9 | 1 | 1 | 1 | 0 | -14 | |
| 3 Nick Kern | G 33:21 | 3-6 | 0-1 | 1-4 | 0 5 5 | 1 2 | 7 | 1 | 2 | 1 | 0 | -15 | |
| 12 Favour Aire | 08:46 | 0-1 | 0-0 | 0-2 | 1 2 3 | 1 1 | 0 | 0 | 4 | 2 | 3 | -5 | |
| 5 Jameel Brown | 21:09 | 2-7 | 1-5 | 2-3 | 0 2 2 | 1 1 | 7 | 0 | 2 | 1 | 0 | -9 | |
| 4 Puff Johnson | 08:54 | 0-1 | 0-0 | 0-0 | 0 2 2 | 2 1 | 0 | 0 | 0 | 0 | 0 | -10 | |
| 11 Leo O'Boyle | 04:34 | 0-0 | 0-0 | 0-0 | 0 0 0 | 0 0 | 0 | 0 | 1 | 0 | 0 | -3 | |
| Team | | | | | 1 2 | | 0 | 0 | | | | | |
| Totals | | 18-54 | 5-23 | 8-16 | 8 23 31 | 13 15 | 49 | 6 | 14 | 10 | 7 | 0 | -19 |

Technical Fouls: Baldwin Jr. 2nd 2:55

| Shooting By Period |
|--------------------------|
| 1st FG% 8-26 30.8% |
| 3PT% 2-12 16.7% |
| FT% 4-7 57.1% |
| 2nd FG% 10-28 35.7% |
| 3PT% 3-11 27.3% |
| FT% 4-9 44.4% |
| GM FG% 18-54 33.3% |
| 3PT% 5-23 21.7% |
| FT% 8-16 50.0% |
| Dead Ball Rebounds: 5, 0 |

Nebraska - 68

Record: 18-8 (8-7)

| NO. Name | | Min | FG M-A | 3P M-A | FT M-A | Reb OR DR TOT | Fouls PF F | TP | AS | TO | ST | Blocks BS | +/- |
|-----------------------|---|-------|-----------|-----------|-----------|------------------|---------------|----|----|----|----|--------------|------|
| 4 Juwan Gary | F | 30:49 | 5-9 | 0-1 | 3-3 | 3 3 6 | 1 2 | 13 | 0 | 0 | 2 | 0 | 1 24 |
| 51 Rienk Mast | F | 26:25 | 5-7 | 1-2 | 1-2 | 2 7 9 | 2 1 | 12 | 1 | 2 | 0 | 0 | 11 |
| 53 Josiah Alick | F | 22:26 | 3-5 | 0-0 | 0-0 | 0 5 5 | 3 1 | 6 | 1 | 1 | 1 | 0 | 17 |
| 3 Brice Williams | G | 28:02 | 1-6 | 0-2 | 0-0 | 2 5 7 | 1 1 | 2 | 2 | 2 | 1 | 0 | 2 9 |
| 30 Keisel Tominaga | G | 28:34 | 6-14 | 3-8 | 2-2 | 0 2 2 | 2 4 | 17 | 2 | 1 | 0 | 0 | 1 5 |
| 0 C.J. Wilcher | | 15:50 | 1-6 | 0-4 | 2-2 | 0 2 2 | 2 1 | 4 | 0 | 2 | 0 | 0 | 0 16 |
| 10 Jamarques Lawrence | | 20:52 | 3-8 | 0-2 | 2-2 | 0 1 1 | 2 2 | 8 | 2 | 2 | 1 | 0 | 2 8 |
| 1 Sam Holberg | | 24:26 | 2-5 | 0-2 | 0-0 | 2 4 6 | 2 0 | 4 | 1 | 2 | 2 | 0 | 0 6 |
| 31 Cale Jacobsen | | 01:38 | 1-1 | 0-0 | 0-0 | 0 0 0 | 0 0 | 2 | 1 | 0 | 0 | 0 | 0 0 |
| 24 Jeff Grace | | 00:29 | 0-0 | 0-0 | 0-0 | 0 0 0 | 0 0 | 0 | 0 | 1 | 0 | 0 | 0 -1 |
| 35 Henry Burt | | 00:29 | 0-0 | 0-0 | 0-0 | 0 0 0 | 0 0 | 0 | 0 | 0 | 0 | 0 | 0 0 |
| Team | | | | | | 2 4 | 4 | 0 | 0 | | | | |
| Totals | | | 27-61 | 4-21 | 10-11 | 11 31 42 | 15 12 | 68 | 10 | 13 | 7 | 0 | 7 19 |

Technical Fouls: NONE

| | PSU | NEB | Points from | | PSU | NEB | Period by Period Scoring | | |
|------------------|---------------|---------------|---------------|----|-----|-----|--------------------------|-----|-----|
| Biggest lead | 4 (1st 17:10) | 22 (2nd 8:49) | Turnovers | 10 | 15 | | 1st | 2nd | TOT |
| Best Scoring Run | 8 (2nd 7:00) | 8 (2nd 16:43) | Paint | 18 | 36 | | | | |
| Lead Changes | 1 | | Second Chance | 2 | 8 | PSU | 22 | 27 | 49 |
| Times Tied | 3 | | Fast Breaks | 4 | 10 | | | | |
| Time with Lead | 03:03 | 34:13 | Bench | 7 | 18 | NEB | 28 | 40 | 68 |

NEBRASKA 85, INDIANA 70



Official Basketball Box Score - Final
Nebraska at Indiana
02/21/24 Simon Skjold Assembly Hall, Bloomington, Indiana
2023-24 Men's Basketball

Game Time: 8:30 PM
Game Duration: 2:01
Attendance: 12,222

Officials: D.J. Carstensen, Kelly Pfeifer, Eric Curry

Nebraska - 85

Record: 19-8 (8-7)

| NO. Name | Min | FG | 3P | FT | Rebounds | Fouls | TP | AS | TO | ST | Blocks | +/ |
|-----------------------|---------|-------|-------|------|----------|-------|----|----|----|----|--------|------|
| 4 Juwan Gary | F 34:01 | 6-12 | 2-4 | 1-5 | 3 3 6 | 3 5 | 15 | 1 | 0 | 1 | 0 | 17 |
| 51 Rienk Mast | F 22:33 | 1-5 | 0-2 | 0-0 | 1 3 4 | 2 0 | 2 | 3 | 2 | 0 | 0 | -1 |
| 53 Josiah Alick | F 28:04 | 3-7 | 1-3 | 0-1 | 2 4 6 | 4 3 | 7 | 4 | 0 | 0 | 0 | 14 |
| 3 Brice Williams | G 32:35 | 6-10 | 2-6 | 4-4 | 1 5 6 | 2 3 | 18 | 2 | 1 | 1 | 0 | 9 |
| 30 Keisel Tominaga | G 30:03 | 8-15 | 4-9 | 0-0 | 0 3 3 | 1 3 | 20 | 3 | 1 | 1 | 0 | 10 |
| 0 C.J. Wilcher | 11:09 | 1-6 | 0-4 | 0-0 | 0 1 1 | 2 2 | 0 | 2 | 0 | 0 | 0 | -4 |
| 1 Sam Holberg | 18:06 | 0-0 | 0-0 | 2-2 | 0 2 2 | 2 0 | 2 | 1 | 0 | 1 | 0 | 0 |
| 10 Jamarques Lawrence | 23:29 | 6-8 | 5-5 | 2-2 | 0 6 6 | 2 2 | 19 | 5 | 1 | 1 | 0 | 13 |
| Team | | | | | 0 0 0 | | 0 | 1 | | | | |
| Totals | | 31-63 | 14-33 | 9-14 | 7 27 34 | 18 17 | 85 | 19 | 8 | 5 | 1 | 3 15 |

Technical Fouls: NONE

| Shooting By Period |
|--------------------------|
| 1st FG% 20-35 57.1% |
| 3PT% 9-19 47.4% |
| FT% 2-3 66.7% |
| 2nd FG% 11-28 39.3% |
| 3PT% 5-14 35.7% |
| FT% 7-11 63.6% |
| GM FG% 31-63 49.2% |
| 3PT% 14-33 42.4% |
| FT% 9-14 64.3% |
| Dead Ball Rebounds: 3, 0 |

Indiana - 70

Record: 14-12 (6-9)

| NO. Name | Min | FG | 3P | FT | Rebounds | Fouls | TP | AS | TO | ST | Blocks | +/- | |
|---------------------|---------|-------|------|-------|----------|-------|----|----|----|----|--------|-----|-----|
| 5 Malik Reneau | F 28:49 | 6-7 | 0-1 | 3-4 | 2 5 7 | 4 2 | 15 | 6 | 1 | 1 | 0 | -11 | |
| 21 Mackenzie Mgbako | F 38:25 | 7-17 | 2-8 | 6-7 | 1 6 7 | 2 6 | 22 | 1 | 1 | 0 | 0 | -12 | |
| 1 Ke'el Ware | C 37:53 | 6-11 | 0-0 | 5-13 | 4 8 12 | 2 7 | 17 | 1 | 0 | 0 | 3 | 0 | -10 |
| 2 Gabe Cupps | G 22:15 | 0-6 | 0-2 | 0-0 | 0 4 4 | 1 0 | 0 | 0 | 0 | 0 | 0 | -7 | |
| 32 Trey Galloway | G 38:43 | 4-7 | 0-2 | 0-0 | 0 3 3 | 2 2 | 8 | 3 | 6 | 1 | 0 | -14 | |
| 3 Anthony Leal | 12:24 | 1-3 | 0-1 | 0-0 | 1 0 1 | 4 1 | 2 | 0 | 0 | 0 | 0 | -6 | |
| 11 CJ Gunn | 21:31 | 2-10 | 2-7 | 0-0 | 1 0 1 | 2 0 | 6 | 2 | 1 | 0 | 0 | -14 | |
| Team | | | | | 2 0 2 | | 0 | 1 | | | | | |
| Totals | | 26-61 | 4-21 | 14-24 | 11 26 37 | 17 18 | 70 | 13 | 10 | 3 | 3 | 1 | -15 |

Technical Fouls: NONE

| | NEB | IND | | | | | | | |
|------------------|----------------------------|----------------------------|---------------|-----|-----|--------------------------|----|----|----|
| Biggest lead | 22 (2 nd 19:51) | 0 (1 st 20:00) | Points from | NEB | IND | Period by Period Scoring | | | |
| Best Scoring Run | 11 (2 nd 19:51) | 13 (2 nd 11:59) | Turnovers | 15 | 6 | | | | |
| | | | Paint | 20 | 38 | 1st 2nd TOT | | | |
| Lead Changes | | | Second Chance | 2 | 16 | NEB | 51 | 34 | 85 |
| Times Tied | 0 | | Fast Breaks | 12 | 4 | IND | 31 | 39 | 70 |
| Time with Lead | 39:11 | 00:00 | Bench | 23 | 8 | | | | |

NEBRASKA 73, MINNESOTA 55



Official Basketball Box Score - Final
Minnesota at Nebraska
02/25/24 Private Bank Arena, Lincoln
Nebraska vs. Minnesota

Game Time: 5:31 PM
Game Duration: 1:56
Attendance: 15,800

Officials: Earl Walton, Kipp Kissing, Michael Greenstein

Minnesota - 55

Record: 17-10 (8-8)

| NO. | Name | Min | FG | 3P | FT | Rebounds | | Fouls | TP | AS | TO | Stk | Blocks | +/- | | | |
|------|-------------------|---------|------|-----|-----|----------|----|-------|----|----|----|-----|--------|-----|----|-----|-----|
| | | | M-A | M-A | M-A | OR | DR | TOT | | | | P | | | BS | BA | |
| 3 | Dawson Garcia | F 27:31 | 2-6 | 1-3 | 5-6 | 1 | 7 | 8 | 5 | 4 | 10 | 0 | 3 | 0 | 1 | -20 | |
| 21 | Pharel Payne | F 26:05 | 1-6 | 0-0 | 1-2 | 2 | 4 | 6 | 2 | 1 | 3 | 1 | 1 | 0 | 0 | 1 | -28 |
| 0 | Elijah Hawkins | G 36:47 | 4-11 | 0-4 | 1-1 | 2 | 2 | 4 | 1 | 1 | 9 | 2 | 3 | 0 | 0 | 0 | -10 |
| 2 | Mike Mitchell Jr. | G 27:33 | 2-10 | 2-6 | 0-0 | 0 | 3 | 3 | 1 | 1 | 6 | 1 | 0 | 3 | 0 | 0 | -10 |
| 24 | Cam Christie Jr. | G 34:36 | 3-12 | 2-8 | 6-7 | 1 | 3 | 4 | 1 | 1 | 14 | 1 | 2 | 1 | 0 | 0 | -17 |
| 4 | Braden Carrington | F 17:51 | 1-3 | 1-2 | 0-0 | 0 | 1 | 1 | 2 | 0 | 3 | 1 | 2 | 0 | 0 | 1 | -9 |
| 23 | Parke Fox | F 26:05 | 4-7 | 0-0 | 0-0 | 0 | 3 | 5 | 4 | 0 | 4 | 0 | 0 | 0 | 0 | 0 | -1 |
| 1 | Joshua Alo-Joseph | O 08:18 | 1-2 | 0-0 | 0-0 | 0 | 0 | 0 | 2 | 0 | 2 | 0 | 0 | 0 | 0 | 0 | 1 |
| 5 | Isaiah Innes | O 03:13 | 0-1 | 0-0 | 0-0 | 0 | 0 | 0 | 0 | 0 | 0 | 0 | 0 | 0 | 0 | 0 | 3 |
| Team | | | | | | 1 | 2 | 3 | 0 | 0 | 0 | 1 | | | | | |

2023-24 BOXSCORES

OHIO STATE 78, NEBRASKA 69



Official Basketball Box Score - Final
Nebraska at Ohio State
02/29/24 Value City Arena, Columbus, Ohio
Ohio State vs. Nebraska

Game Time: 6:30 PM
Game Duration: 1:55
Attendance: 13,090

Officials: Brian Dorsey, D.J. Carstensen, Doug Simons

Nebraska - 69

Record: 20-9 (10-8)

| NO. | Name | Min | FG | 3P | FT | Rebounds | Fouls | TP | AS | TO | ST | Blocks | +/- |
|--------|-------------------|---------|-------|-------|-----|-----------|---------|--------|-------|-----|----|--------|-----|
| | | | M-A | M-A | M-A | OR DR TOT | PF FD | | | | | BS BA | |
| 4 | Juwan Gary | F 27:11 | 3-12 | 0-6 | 2-2 | 0 6 6 | 4 2 6 | 1 1 1 | 0 0 1 | -18 | | | |
| 51 | Rienk Mast | F 31:30 | 5-14 | 2-5 | 2-2 | 3 9 12 | 3 1 14 | 1 2 0 | 0 0 1 | -9 | | | |
| 53 | Josiah Allick | F 20:09 | 2-2 | 0-0 | 0-0 | 2 2 2 | 3 0 4 | 2 1 1 | 0 0 0 | -4 | | | |
| 3 | Brice Williams | G 22:58 | 3-7 | 1-2 | 0-0 | 1 1 2 | 4 1 7 | 1 0 2 | 0 0 0 | -6 | | | |
| 30 | Keisei Tominaga | G 23:37 | 3-12 | 2-7 | 1-2 | 2 3 5 | 1 1 9 | 1 2 1 | 0 0 1 | -21 | | | |
| 0 | C.J. Wilcher | 21:06 | 3-8 | 1-5 | 1-1 | 0 0 0 | 0 1 8 | 0 0 1 | 0 0 0 | 9 | | | |
| 10 | Jamarcus Lawrence | 29:49 | 5-7 | 3-5 | 1-1 | 0 0 0 | 4 3 14 | 5 2 1 | 0 0 0 | 8 | | | |
| 1 | Sam Hoberg | 22:06 | 2-5 | 1-3 | 0-0 | 1 3 4 | 2 0 5 | 4 0 0 | 0 0 0 | -5 | | | |
| 21 | Matar Diop | 00:27 | 0-0 | 0-0 | 0-0 | 0 0 0 | 0 0 0 | 0 0 0 | 0 0 0 | 1 | | | |
| 31 | Cale Jacobsen | 00:47 | 0-0 | 0-0 | 0-0 | 0 0 0 | 0 0 0 | 0 0 0 | 0 0 0 | 1 | | | |
| 24 | Jeff Grace | 00:20 | 0-0 | 0-0 | 0-0 | 0 0 0 | 0 0 0 | 0 0 0 | 0 0 0 | 0 | | | |
| Team | | | | | | 1 1 2 | | 0 | | | | | |
| Totals | | | 26-67 | 10-33 | 7-8 | 8 25 33 | 21 9 69 | 15 8 7 | 1 3 0 | 0 | | | |

Technical Fouls: NONE

Ohio State - 78

Record: 17-12 (7-11)

| NO. | Name | Min | FG | 3P | FT | Rebounds | Fouls | TP | AS | TO | ST | Blocks | +/- |
|--------|------------------|---------|-------|------|-------|-----------|---------|---------|-------|-----|----|--------|-----|
| | | | M-A | M-A | M-A | OR DR TOT | PF FD | | | | | BS BA | |
| 10 | Jamison Battle | F 38:50 | 9-18 | 4-12 | 10-10 | 1 3 4 | 1 5 32 | 3 1 1 | 0 0 0 | 11 | | | |
| 34 | Felix Okpara | C 28:18 | 1-4 | 0-0 | 1-1 | 0 7 7 | 2 2 3 | 2 3 0 | 2 0 0 | 28 | | | |
| 1 | Roddy Gayle Jr. | G 24:51 | 4-8 | 0-0 | 8-12 | 3 7 10 | 2 6 16 | 1 4 0 | 0 0 0 | 10 | | | |
| 4 | Dale Bonner | G 33:07 | 0-6 | 0-2 | 0-0 | 0 4 4 | 0 2 0 | 3 2 0 | 0 0 1 | 10 | | | |
| 12 | Evan Mahaffey | G 18:52 | 1-1 | 0-0 | 0-0 | 1 3 4 | 2 1 2 | 2 2 0 | 1 0 0 | -6 | | | |
| 23 | Zed Key | 09:55 | 0-1 | 0-0 | 0-0 | 2 2 4 | 0 1 0 | 1 0 0 | 0 0 0 | -15 | | | |
| 0 | Scotty Middleton | 20:39 | 3-8 | 3-5 | 0-0 | 0 2 2 | 0 0 9 | 0 0 0 | 0 0 0 | -7 | | | |
| 3 | Taison Chatman | 03:36 | 1-1 | 1-1 | 0-0 | 0 1 1 | 0 0 3 | 0 0 0 | 0 0 0 | -1 | | | |
| 15 | Bowen Hardman | 02:26 | 0-1 | 0-1 | 0-0 | 0 0 0 | 0 0 0 | 0 0 0 | 0 0 0 | 1 | | | |
| 21 | Devin Royal | 21:26 | 4-6 | 0-0 | 5-5 | 2 3 5 | 2 4 13 | 1 1 1 | 0 0 0 | 14 | | | |
| Team | | | | | | 0 2 2 | | 0 | | | | | |
| Totals | | | 29-54 | 8-21 | 24-28 | 9 34 43 | 9 21 78 | 13 13 2 | 3 1 9 | 0 | | | |

Technical Fouls: NONE

| | NEB | OSU |
|--------------------------|---------------------------|---------------------------|
| Biggest lead | 7 (1 st 5:07) | 11 (2 nd 0:27) |
| Best Scoring Run | 8 (1 st 13:42) | 9 (1 st 0:51) |
| Lead Changes | 5 | |
| Times Tied | 2 | |
| Time with Lead | 11:29 | 26:54 |
| Points from | NEB | OSU |
| Turnovers | 11 12 | |
| Paint | 28 22 | |
| Second Chance | 10 17 | |
| Fast Breaks | 8 11 | |
| Bench | 27 25 | |
| Period by Period Scoring | | |
| 1st | 37 | 32 |
| 2nd | 32 | 69 |
| TOT | 39 | 78 |

NEBRASKA 67, RUTGERS 56



Official Basketball Box Score - Final
Rutgers at Nebraska
03/03/24 Private Bank Arena, Lincoln
Nebraska vs. Rutgers

Game Time: 5:31 PM
Game Duration: 2:02
Attendance: 15,854

Officials: Jeffrey Anderson, Courtney Green, Steve McLunkins

Rutgers - 56

Record: 15-14 (7-11)

| NO. | Name | Min | FG | 3P | FT | Rebounds | Fouls | TP | AS | TO | ST | Blocks | +/- |
|--------|-------------------|---------|-------|------|-------|-----------|----------|-------|-------|-----|----|--------|-----|
| | | | M-A | M-A | M-A | OR DR TOT | PF FD | | | | | BS BA | |
| 5 | Aundre Hyatt | F 17:10 | 1-6 | 0-5 | 0-2 | 0 4 4 | 1 1 2 | 0 1 0 | 0 0 0 | -2 | | | |
| 11 | Clifford Omoniyi | C 21:56 | 2-3 | 0-0 | 2-2 | 0 2 2 | 2 2 6 | 0 1 0 | 0 0 0 | -11 | | | |
| 0 | Derek Simpson | G 29:59 | 2-10 | 0-0 | 0-0 | 2 3 5 | 2 0 4 | 1 1 1 | 0 0 1 | -16 | | | |
| 1 | Jamichael Davis | G 16:23 | 0-6 | 0-3 | 0-0 | 2 0 2 | 0 1 0 | 0 0 0 | 0 0 2 | -11 | | | |
| 25 | Jeremiah Williams | G 28:59 | 6-12 | 0-3 | 2-3 | 2 1 3 | 5 2 14 | 3 1 3 | 0 0 0 | -16 | | | |
| 2 | Noah Fernandes | 23:27 | 2-8 | 2-7 | 1-2 | 1 1 2 | 2 2 7 | 3 1 2 | 0 0 0 | -3 | | | |
| 9 | Oskar Palmquist | 07:16 | 0-0 | 0-0 | 0-0 | 0 1 1 | 1 0 0 | 0 0 0 | 0 0 0 | -6 | | | |
| 13 | Antwone Woolfolk | 18:04 | 4-7 | 0-1 | 1-5 | 5 4 9 | 3 5 9 | 2 3 1 | 0 0 1 | 0 | | | |
| 24 | Austin Williams | 15:53 | 1-2 | 0-0 | 2-3 | 4 3 7 | 0 2 4 | 0 1 1 | 0 0 0 | 7 | | | |
| 10 | Gavin Griffiths | 20:53 | 3-10 | 2-6 | 2-2 | 2 1 3 | 1 1 10 | 0 0 0 | 2 0 0 | 3 | | | |
| Team | | | | | | 1 1 2 | | 0 | | | | | |
| Totals | | | 21-64 | 4-25 | 10-19 | 19 21 40 | 17 16 56 | 9 9 8 | 2 4 1 | 11 | | | |

Technical Fouls: NONE

Nebraska - 67

Record: 21-9 (11-8)

| NO. | Name | Min | FG | 3P | FT | Rebounds | Fouls | TP | AS | TO | ST | Blocks | +/- |
|--------|-------------------|---------|-------|------|-------|-----------|----------|---------|--------|----|----|--------|-----|
| | | | M-A | M-A | M-A | OR DR TOT | PF FD | | | | | BS BA | |
| 4 | Juwan Gary | F 31:49 | 5-15 | 2-7 | 3-4 | 2 9 11 | 1 3 15 | 1 0 1 | 3 2 13 | | | | |
| 51 | Rienk Mast | F 24:10 | 3-6 | 1-3 | 0-0 | 2 2 4 | 1 1 7 | 3 3 1 | 0 0 2 | | | | |
| 53 | Josiah Allick | F 24:19 | 4-7 | 1-1 | 1-4 | 6 6 12 | 4 3 10 | 2 0 0 | 0 0 0 | 17 | | | |
| 3 | Brice Williams | G 37:04 | 1-5 | 1-3 | 5-6 | 1 6 7 | 4 6 8 | 3 3 1 | 1 0 14 | | | | |
| 30 | Keisei Tominaga | G 28:43 | 6-13 | 1-6 | 5-6 | 2 1 3 | 1 4 18 | 1 2 0 | 0 0 0 | 20 | | | |
| 0 | C.J. Wilcher | 19:44 | 2-4 | 2-3 | 0-0 | 0 0 0 | 0 0 0 | 6 0 1 | 1 0 0 | -4 | | | |
| 1 | Sam Hoberg | 23:19 | 0-2 | 0-2 | 0-0 | 0 2 2 | 3 0 0 | 2 0 0 | 0 0 0 | 1 | | | |
| 10 | Jamarcus Lawrence | 10:52 | 1-2 | 1-2 | 0-0 | 0 3 3 | 2 0 0 | 3 0 4 | 1 0 0 | -8 | | | |
| Team | | | | | | 1 1 2 | | 0 | | | | | |
| Totals | | | 22-54 | 9-27 | 14-20 | 14 30 44 | 16 17 67 | 12 14 5 | 4 2 11 | | | | |

Technical Fouls: NONE

| | RUT | NEB |
|--------------------------|---------------------------|---------------------------|
| Biggest lead | 0 (1 st 20:00) | 17 (1 st 3:47) |
| Best Scoring Run | 7 (2 nd 11:29) | 8 (1 st 16:28) |
| Lead Changes | 0 | |
| Times Tied | 0 | |
| Time with Lead | 00:00 | 39:14 |
| Points from | RUT | NEB |
| Turnovers | 9 9 | |
| Paint | 34 22 | |
| Second Chance | 13 12 | |
| Fast Breaks | 8 1 | |
| Bench | 30 9 | |
| Period by Period Scoring | | |
| 1st | 25 | 31 |
| 2nd | 30 | 67 |
| TOT | 37 | 67 |



2023-24 Nebraska Men's Basketball Combined Team Statistics In Conference games

Page 1/1
as of Mar 04, 2024

Game Records

| Record | Overall | Home | Away | Neutral |
|----------------|---------|------|------|---------|
| ALL GAMES | 11-8 | 10-0 | 1-8 | 0-0 |
| CONFERENCE | 11-8 | 10-0 | 1-8 | 0-0 |
| NON-CONFERENCE | 0-0 | 0-0 | 0-0 | 0-0 |

Score by Periods

| Team | 1st | 2nd | OT | TOT |
|-----------|-----|-----|----|------|
| Nebraska | 691 | 700 | 37 | 1428 |
| Opponents | 649 | 688 | 37 | 1374 |

Team Box Score

| No. | Player | | | | Total | | 3-Point | | F-Throw | | Rebounds | | | | | | | | | | | | | |
|-----------|---------------------|-------|--------|------|----------|-------|----------|-------|---------|-------|----------|-----|-----|------|-----|----|-----|-----|-----|-----|------|------|--|--|
| | | GP-GS | MIN | AVG | FG-FGA | FG% | 3FG-3FGA | 3FG% | FT-FTA | FT% | OFF | DEF | TOT | AVG | PF | DQ | A | TO | BLK | STL | PTS | AVG | | |
| 30 | TOMINAGA, Keisei | 19-19 | 509:39 | 26.8 | 93-208 | .447 | 42-115 | .365 | 43-46 | .935 | 5 | 31 | 36 | 1.9 | 28 | 0 | 25 | 24 | 0 | 12 | 271 | 14.3 | | |
| 3 | WILLIAMS, Brice | 19-19 | 591:08 | 31.1 | 74-168 | .440 | 27-65 | .415 | 54-67 | .806 | 17 | 93 | 110 | 5.8 | 55 | 3 | 47 | 41 | 9 | 27 | 229 | 12.1 | | |
| 51 | MAST, Rienk | 19-19 | 593:40 | 31.2 | 89-212 | .420 | 25-75 | .333 | 23-29 | .793 | 29 | 101 | 130 | 6.8 | 40 | 1 | 59 | 37 | 12 | 11 | 226 | 11.9 | | |
| 4 | GARY, Juwan | 16-13 | 456:11 | 28.5 | 71-142 | .500 | 14-47 | .298 | 31-47 | .660 | 30 | 57 | 87 | 5.4 | 40 | 1 | 16 | 12 | 12 | 18 | 187 | 11.7 | | |
| 0 | WILCHER, C.J. | 19-0 | 363:26 | 19.1 | 52-118 | .441 | 34-80 | .425 | 23-23 | 1.000 | 4 | 22 | 26 | 1.4 | 25 | 0 | 18 | 20 | 2 | 9 | 161 | 8.5 | | |
| 10 | LAWRENCE, Jamarques | 19-12 | 442:30 | 23.3 | 49-107 | .458 | 24-55 | .436 | 16-19 | .842 | 3 | 56 | 59 | 3.1 | 44 | 0 | 48 | 43 | 0 | 17 | 138 | 7.3 | | |
| 53 | ALLICK, Josiah | 18-13 | 412:25 | 22.9 | 41-74 | .554 | 6-12 | .500 | 30-52 | .577 | 29 | 58 | 87 | 4.8 | 44 | 1 | 23 | 18 | 7 | 10 | 118 | 6.6 | | |
| 11 | RICE, Eli | 8-0 | 80:23 | 10.0 | 9-17 | .529 | 3-7 | .429 | 10-12 | .833 | 2 | 13 | 15 | 1.9 | 5 | 0 | 3 | 2 | 2 | 1 | 31 | 3.9 | | |
| 1 | HOIBERG, Sam | 19-0 | 390:40 | 20.6 | 17-49 | .347 | 7-24 | .292 | 19-24 | .792 | 10 | 50 | 60 | 3.2 | 37 | 0 | 41 | 12 | 1 | 18 | 60 | 3.2 | | |
| 21 | DIOP, Matar | 8-0 | 14:10 | 1.8 | 2-3 | .667 | 1-1 | 1.000 | 0-0 | .000 | 0 | 1 | 1 | 0.1 | 1 | 0 | 2 | 1 | 1 | 0 | 5 | 0.6 | | |
| 31 | JACOBSEN, Cale | 10-0 | 09:51 | 1.0 | 1-1 | 1.000 | 0-0 | .000 | 0-0 | .000 | 0 | 0 | 0 | 0.0 | 2 | 0 | 2 | 0 | 0 | 0 | 2 | 0.2 | | |
| 9 | COLEMAN, Jarron | 2-0 | 05:26 | 2.7 | 0-1 | .000 | 0-1 | .000 | 0-0 | .000 | 0 | 0 | 0 | 0.0 | 2 | 0 | 0 | 0 | 0 | 0 | 0 | 0.0 | | |
| 35 | BURT, Henry | 2-0 | 01:49 | 0.9 | 0-0 | .000 | 0-0 | .000 | 0-0 | .000 | 0 | 1 | 1 | 0.5 | 1 | 0 | 0 | 0 | 0 | 0 | 0 | 0.0 | | |
| 24 | GRACE, Jeff | 6-0 | 03:41 | 0.6 | 0-0 | .000 | 0-0 | .000 | 0-0 | .000 | 0 | 0 | 0 | 0.0 | 1 | 0 | 1 | 1 | 0 | 0 | 0 | 0.0 | | |
| Team | | | | | | | | | | | 24 | 25 | 49 | | | | 9 | | | | | | | |
| Total | | 19 | 3875 | | 498-1100 | .453 | 183-482 | .380 | 249-319 | .781 | 153 | 508 | 661 | 34.8 | 325 | 6 | 285 | 220 | 46 | 123 | 1428 | 75.2 | | |
| Opponents | | 19 | 3875 | | 484-1160 | .417 | 171-490 | .349 | 235-357 | .658 | 232 | 478 | 710 | 37.4 | 272 | 3 | 286 | 222 | 67 | 120 | 1374 | 72.3 | | |

Team Statistics

| | NEBR | OPP |
|------------------------|----------|----------|
| Scoring | | |
| Points per game | 1428 | 1374 |
| Scoring margin | 75.2 | 72.3 |
| | +2.8 | - |
| Field goals-att | | |
| | 498-1100 | 484-1160 |
| Field goal pct | .453 | .417 |
| 3 point fg-att | | |
| | 183-482 | 171-490 |
| 3-point FG pct | .380 | .349 |
| 3-pt FG made per game | 9.6 | 9.0 |
| Free throws-att | | |
| | 249-319 | 235-357 |
| Free throw pct | .781 | .658 |
| F-Throws made per game | 13.1 | 12.4 |
| Rebounds | | |
| | 661 | 710 |
| Rebounds per game | 34.8 | 37.4 |
| Rebounding margin | -2.6 | - |
| Assists | | |
| | 285 | 286 |
| Assists per game | 15.0 | 15.1 |
| Turnovers | | |
| | 220 | 222 |
| Turnovers per game | 11.6 | 11.7 |
| Turnover margin | +0.1 | - |
| Assist/turnover ratio | 1.3 | 1.3 |
| Steals | | |
| | 123 | 120 |
| Steals per game | 6.5 | 6.3 |
| Blocks | | |
| | 46 | 67 |
| Blocks per game | 2.4 | 3.5 |
| Winning streak | | |
| | 1 | - |
| Home win streak | 10 | - |
| Attendance | | |
| | 150193 | 106642 |
| Home games-Avg/Game | 10-15019 | 9-11849 |
| Neutral site-Avg/Game | - | 0-0 |

Team Results

| Date | Opponent | | Score | Att. |
|------------|-----------------|-----|-------|-------|
| 12/06/2023 | at Minnesota | L | 65-76 | 6899 |
| 12/10/2023 | Michigan St. | W | 77-70 | 14585 |
| 01/03/2024 | Indiana | W | 86-70 | 13446 |
| 01/06/2024 | at Wisconsin | L | 72-88 | 15055 |
| 01/09/2024 | Purdue | W | 88-72 | 14106 |
| 01/12/2024 | at Iowa | L | 76-94 | 9670 |
| 01/17/2024 | at Rutgers | Lot | 82-87 | 8000 |
| 01/20/2024 | Northwestern | W | 75-69 | 14977 |
| 01/23/2024 | Ohio St. | W | 83-69 | 14408 |
| 01/27/2024 | at Maryland | L | 51-73 | 15481 |
| 02/01/2024 | Wisconsin | Wot | 80-72 | 15318 |
| 02/04/2024 | at Illinois | Lot | 84-87 | 15544 |
| 02/07/2024 | at Northwestern | L | 68-80 | 5681 |
| 02/10/2024 | Michigan | W | 79-59 | 15828 |
| 02/17/2024 | Penn St. | W | 68-49 | 15751 |
| 02/21/2024 | at Indiana | W | 85-70 | 17222 |
| 02/25/2024 | Minnesota | W | 73-55 | 15920 |
| 02/29/2024 | at Ohio St. | L | 69-78 | 13090 |
| 03/03/2024 | Rutgers | W | 67-56 | 15854 |



2023-24 Nebraska Men's Basketball Combined Team Statistics All games

Page 1/1
as of Mar 04, 2024

Game Records

| Record | Overall | Home | Away | Neutral |
|----------------|---------|------|------|---------|
| ALL GAMES | 21-9 | 18-1 | 2-8 | 1-0 |
| CONFERENCE | 11-8 | 10-0 | 1-8 | 0-0 |
| NON-CONFERENCE | 10-1 | 8-1 | 1-0 | 1-0 |

Score by Periods

| Team | 1st | 2nd | OT | TOT |
|-----------|------|------|----|------|
| Nebraska | 1135 | 1123 | 37 | 2295 |
| Opponents | 993 | 1049 | 37 | 2079 |

Team Box Score

| No. | Player | | | | Total | | 3-Point | | F-Throw | | Rebounds | | | | | | | | | | | |
|-----------|---------------------|-------|--------|------|----------|-------|----------|------|---------|------|----------|-----|------|------|-----|----|-----|-----|-----|-----|------|------|
| | | GP-GS | MIN | AVG | FG-FGA | FG% | 3FG-3FGA | 3FG% | FT-FTA | FT% | OFF | DEF | TOT | AVG | PF | DQ | A | TO | BLK | STL | PTS | AVG |
| 30 | TOMINAGA, Keisei | 28-28 | 719:37 | 25.7 | 134-298 | .450 | 60-167 | .359 | 64-72 | .889 | 8 | 53 | 61 | 2.2 | 36 | 0 | 35 | 30 | 0 | 25 | 392 | 14.0 |
| 51 | MAST, Rienk | 28-28 | 851:43 | 30.4 | 135-309 | .437 | 37-107 | .346 | 50-60 | .833 | 57 | 163 | 220 | 7.9 | 54 | 1 | 83 | 51 | 13 | 11 | 357 | 12.8 |
| 3 | WILLIAMS, Brice | 30-30 | 879:52 | 29.3 | 120-276 | .435 | 43-112 | .384 | 92-109 | .844 | 30 | 140 | 170 | 5.7 | 77 | 3 | 72 | 56 | 18 | 32 | 375 | 12.5 |
| 4 | GARY, Juwan | 24-16 | 651:50 | 27.2 | 109-219 | .498 | 25-77 | .325 | 46-69 | .667 | 58 | 91 | 149 | 6.2 | 50 | 1 | 28 | 17 | 20 | 27 | 289 | 12.0 |
| 0 | WILCHER, C.J. | 30-2 | 548:20 | 18.3 | 82-180 | .456 | 48-118 | .407 | 31-33 | .939 | 11 | 36 | 47 | 1.6 | 35 | 0 | 27 | 27 | 6 | 15 | 243 | 8.1 |
| 53 | ALLICK, Josiah | 29-23 | 677:17 | 23.4 | 67-127 | .528 | 8-22 | .364 | 57-89 | .640 | 54 | 93 | 147 | 5.1 | 57 | 1 | 38 | 32 | 11 | 18 | 199 | 6.9 |
| 10 | LAWRENCE, Jamarques | 30-23 | 711:60 | 23.7 | 71-175 | .406 | 32-91 | .352 | 29-38 | .763 | 9 | 90 | 99 | 3.3 | 64 | 0 | 79 | 64 | 0 | 24 | 203 | 6.8 |
| 11 | RICE, Eli | 17-0 | 170:33 | 10.0 | 19-46 | .413 | 10-27 | .370 | 23-32 | .719 | 4 | 23 | 27 | 1.6 | 14 | 0 | 6 | 4 | 4 | 3 | 71 | 4.2 |
| 1 | HOIBERG, Sam | 30-0 | 592:11 | 19.7 | 34-89 | .382 | 15-45 | .333 | 25-36 | .694 | 18 | 73 | 91 | 3.0 | 58 | 0 | 54 | 22 | 3 | 29 | 108 | 3.6 |
| 9 | COLEMAN, Jarron | 11-0 | 139:45 | 12.7 | 8-34 | .235 | 4-21 | .190 | 7-11 | .636 | 1 | 19 | 20 | 1.8 | 11 | 0 | 26 | 17 | 1 | 3 | 27 | 2.5 |
| 21 | DIOP, Matar | 15-0 | 58:33 | 3.9 | 4-8 | .500 | 1-2 | .500 | 3-9 | .333 | 2 | 9 | 11 | 0.7 | 10 | 0 | 4 | 6 | 3 | 2 | 12 | 0.8 |
| 31 | JACOBSEN, Cale | 17-0 | 47:24 | 2.8 | 4-7 | .571 | 0-2 | .000 | 3-6 | .500 | 0 | 3 | 3 | 0.2 | 5 | 0 | 5 | 2 | 0 | 1 | 11 | 0.6 |
| 24 | GRACE, Jeff | 12-0 | 17:44 | 1.5 | 2-3 | .667 | 0-0 | .000 | 2-3 | .667 | 2 | 0 | 2 | 0.2 | 1 | 0 | 2 | 1 | 0 | 0 | 6 | 0.5 |
| 35 | BURT, Henry | 6-0 | 08:08 | 1.4 | 1-1 | 1.000 | 0-0 | .000 | 0-2 | .000 | 0 | 3 | 3 | 0.5 | 1 | 0 | 0 | 0 | 0 | 0 | 2 | 0.3 |
| Team | | | | | | | | | | | 43 | 50 | 93 | | | | | 11 | | | | |
| Total | | 30 | 6075 | | 790-1772 | .446 | 283-791 | .358 | 432-569 | .759 | 297 | 846 | 1143 | 38.1 | 473 | 6 | 459 | 340 | 79 | 190 | 2295 | 76.5 |
| Opponents | | 30 | 6075 | | 740-1870 | .396 | 248-779 | .318 | 351-515 | .682 | 369 | 751 | 1120 | 37.3 | 478 | 9 | 388 | 349 | 109 | 191 | 2079 | 69.3 |

Team Statistics

| | NEBR | OPP |
|------------------------|-----------------|-----------------|
| Scoring | 2295 | 2079 |
| Points per game | 76.5 | 69.3 |
| Scoring margin | +7.2 | - |
| Field goals-att | 790-1772 | 740-1870 |
| Field goal pct | .446 | .396 |
| 3 point fg-att | 283-791 | 248-779 |
| 3-point FG pct | .358 | .318 |
| 3-pt FG made per game | 9.4 | 8.3 |
| Free throws-att | 432-569 | 351-515 |
| Free throw pct | .759 | .682 |
| F-Throws made per game | 14.4 | 11.7 |
| Rebounds | 1143 | 1120 |
| Rebounds per game | 38.1 | 37.3 |
| Rebounding margin | +0.8 | - |
| Assists | 459 | 388 |
| Assists per game | 15.3 | 12.9 |
| Turnovers | 340 | 349 |
| Turnovers per game | 11.3 | 11.6 |
| Turnover margin | +0.3 | - |
| Assist/turnover ratio | 1.4 | 1.1 |
| Steals | 190 | 191 |
| Steals per game | 6.3 | 6.4 |
| Blocks | 79 | 109 |
| Blocks per game | 2.6 | 3.6 |
| Winning streak | 1 | - |
| Home win streak | 12 | - |
| Attendance | 277338 | 116848 |
| Home games-Avg/Game | 19-14597 | 10-11685 |
| Neutral site-Avg/Game | - | 1-2938 |

Team Results

| Date | Opponent | | Score | Att. |
|------------|--------------------|-----|-------|-------|
| 11/06/2023 | Lindenwood | W | 84-52 | 13478 |
| 11/09/2023 | Florida A&M | W | 81-54 | 13766 |
| 11/13/2023 | Rider | W | 64-50 | 13478 |
| 11/15/2023 | Stony Brook | W | 84-63 | 13614 |
| 11/18/2023 | vs Oregon St. | W | 84-63 | 2938 |
| 11/22/2023 | Duquesne | W | 89-79 | 14426 |
| 11/26/2023 | Cal St. Fullerton | W | 85-72 | 14171 |
| 12/03/2023 | Creighton | L | 60-89 | 15838 |
| 12/06/2023 | at Minnesota | L | 65-76 | 6899 |
| 12/10/2023 | Michigan St. | W | 77-70 | 14585 |
| 12/17/2023 | at Kansas St. | W | 62-46 | 10206 |
| 12/20/2023 | North Dakota | W | 83-75 | 13387 |
| 12/29/2023 | South Carolina St. | W | 91-62 | 14987 |
| 01/03/2024 | Indiana | W | 86-70 | 13446 |
| 01/06/2024 | at Wisconsin | L | 72-88 | 15055 |
| 01/09/2024 | Purdue | W | 88-72 | 14106 |
| 01/12/2024 | at Iowa | L | 76-94 | 9670 |
| 01/17/2024 | at Rutgers | Lot | 82-87 | 8000 |
| 01/20/2024 | Northwestern | W | 75-69 | 14977 |
| 01/23/2024 | Ohio St. | W | 83-69 | 14408 |
| 01/27/2024 | at Maryland | L | 51-73 | 15481 |
| 02/01/2024 | Wisconsin | Wot | 80-72 | 15318 |
| 02/04/2024 | at Illinois | Lot | 84-87 | 15544 |
| 02/07/2024 | at Northwestern | L | 68-80 | 5681 |
| 02/10/2024 | Michigan | W | 79-59 | 15828 |
| 02/17/2024 | Penn St. | W | 68-49 | 15751 |
| 02/21/2024 | at Indiana | W | 85-70 | 17222 |
| 02/25/2024 | Minnesota | W | 73-55 | 15920 |
| 02/29/2024 | at Ohio St. | L | 69-78 | 13090 |
| 03/03/2024 | Rutgers | W | 67-56 | 15854 |