

NCAA Gymnastics Score Sheet

Teams: Home *University of Nebraska-Lincoln Visitor Eastern Michigan University
 Date Mar 9, 2024 Place Devaney Sports Center Attendance 3842

Name		1	2	3	4	nd	AVE	Name		1	2	3	4	nd	AVE
V A U L T	1 Kinsey Davis 406	9.80	9.85				9.825	1 Jacquelyn Patterson 120	9.15	9.15					9.150
	2 Ayzhia Hall 410	9.85	9.80				9.825	2 Genae Daniel 109	9.75	9.70					9.725
	3 Isabel Sikon 417	9.85	9.85				9.850	3 Abby Brushwood 104	9.70	9.55					9.625
	4 Csenge Bacskay 401	9.75	9.75				9.750	4 Raisa Boris 103	9.75	9.75					9.750
	5 Emma Spence 419	9.90	9.80				9.850	5 Alana Fisher 110	9.70	9.75					9.725
	6 Martina Comin 405	9.90	9.85				9.875	6 Katin Childress 108	9.60	9.55					9.575

Vault Score: **49.225** Running Score: **49.225** Vault Score: **48.400** Running Score: **48.400**

B A R S	1 Csenge Bacskay 401	9.80	9.75				9.775	1 Molly Parris 119	9.00	9.10					9.050
	2 Whitney Jencks 412	9.85	9.85				9.850	2 Ella Chemotti 107	9.85	9.75					9.800
	3 Clara Colombo 404	9.85	9.90				9.875	3 Trinity Macy 116	9.85	9.80					9.825
	4 Emma Simpton 418	9.80	9.80				9.800	4 Jordan Jankowski 111	9.75	9.85					9.800
	5 Emma Spence 419	9.90	9.90				9.900	5 Kyrie Lowe 115	9.80	9.75					9.775
	6 Kinsey Davis 406	9.90	9.90				9.900	6 Raisa Boris 103	9.15	9.10					9.125

Bars Score: **49.325** Running Score: **98.550** Bars Score: **48.325** Running Score: **96.725**

B E A M	1 Isabel Sikon 417	9.80	9.75				9.775	1 Cassie Bergin 102	9.75	9.80					9.775
	2 Allie Gard 408	9.85	9.80				9.825	2 Alana Fisher 110	9.75	9.75					9.750
	3 Csenge Bacskay 401	9.85	9.85				9.850	3 Jacquelyn Patterson 120	9.05	9.05					9.050
	4 Ayzhia Hall 410	9.55	9.55				9.550	4 Kyrie Lowe 115	9.65	9.60					9.625
	5 Emma Spence 419	9.85	9.85				9.850	5 Raisa Boris 103	9.75	9.65					9.700
	6 Sophia McClelland 414	9.85	9.85				9.850	6 Ella Chemotti 107	9.25	9.10					9.175

Beam Score: **49.150** Running Score: **147.700** Beam Score: **48.025** Running Score: **144.750**

F L O O R	1 Whitney Jencks 412	9.85	9.85				9.850	1 Ella Chemotti 107	9.70	9.70					9.700
	2 Halle Rourke 415	9.85	9.90				9.875	2 Alana Fisher 110	9.65	9.70					9.675
	3 Csenge Bacskay 401	9.90	9.85				9.875	3 Trinity Macy 116	9.80	9.70					9.750
	4 Martina Comin 405	9.90	9.85			-0.1	9.775	4 Abby Brushwood 104	9.80	9.85					9.825
	5 Sophia McClelland 414	9.90	9.90				9.900	5 Anna Grace McCullou 118	9.80	9.75					9.775
	6 Emma Spence 419	9.95	9.95				9.950	6 Raisa Boris 103	9.80	9.80					9.800

Floor Score: **49.450** Running Score: **197.150** Floor Score: **48.850** Running Score: **193.600**

Final Team Score: 197.150

Final Team Score: 193.600

All-Arounders

All-Arounders

VT UB BB FX AA	Bacskay	Spence						Boris						
	9.750	9.850						9.750						
	9.775	9.900						9.125						
	9.850	9.850						9.700						
	9.875	9.950						9.800						
AA	39.250	39.550						38.375						

Judge's Signatures * VT *Robin Smith* (N) UB *Paul Padron* (B) BB *Debra Campbell* (N) * FX *Linda Fenton* (N)
 * Head Judge VT *Megan Bankole* (N) UB *Roy Ratliff* (N) BB *Dawn Kiss* (N) FX *Juliana Phelps* (N)
 Coach's Signature *[Signature]* Coach's Signature *[Signature]*

NCAA Gymnastics Score Sheet

Teams: Home Lindenwood University Visitor University of Florida
 Date Mar 9, 2024 Place Devaney Sports Center Attendance 3842

Name		1	2	3	4	nd	AVE	Name		1	2	3	4	nd	AVE
V A U L T	1 Leah Parton 317	9.50	9.60				9.550	1 Skylar Draser 207	9.90	9.90					9.900
	2 Jaly Jones 309	9.75	9.75				9.750	2 Ellie Lazzari 211	9.90	9.90					9.900
	3 Hannah Appelet 301	9.70	9.80				9.750	3 Victoria Nguyen 214	9.95	9.90					9.925
	4 Reese Baechle 302	9.90	9.90				9.900	4 Anya Pilgrim 215	9.95	9.95					9.950
	5 Trinity Caffey 305	9.80	9.85				9.825	5 Danie Ferris 209	9.85	9.85					9.850
	6 Allie Berkley 303	9.75	9.75				9.750	6 Leanne Wong 217	9.85	9.85					9.850

Vault Score: **48.975** Running Score: **48.975** Vault Score: **49.525** Running Score: **49.525**

B A R S	1 Reese Baechle 302	9.00	9.10				9.050	1 Skylar Draser 207	9.85	9.80					9.825
	2 Jaly Jones 309	9.80	9.80				9.800	2 Victoria Nguyen 214	9.80	9.95					9.875
	3 Hannah Moon 315	9.90	9.95				9.925	3 Gabby Disidore 206	9.90	9.85					9.875
	4 Nya Kraus 312	9.80	9.85				9.825	4 Ellie Lazzari 211	9.80	9.80					9.800
	5 Kaylee Cooper 306	9.90	9.75				9.825	5 Anya Pilgrim 215	9.85	9.85					9.850
	6 Hannah Appelet 301	9.80	9.90				9.850	6 Leanne Wong 217	10.00	9.95					9.975

Bars Score: **49.225** Running Score: **98.200** Bars Score: **49.400** Running Score: **98.925**

B E A M	1 Hannah Moon 315	9.80	9.85				9.825	1 Skylar Draser 207	9.90	9.90					9.900
	2 Jaidan Kossuth 311	9.85	9.80				9.825	2 Ellie Lazzari 211	9.90	9.90					9.900
	3 Jaly Jones 309	9.80	9.75				9.775	3 Morgan Hurd 210	9.75	9.65					9.700
	4 Madison Rush 319	9.15	9.15				9.150	4 Anya Pilgrim 215	9.90	9.85					9.875
	5 Hannah Appelet 301	9.85	9.80				9.825	5 Victoria Nguyen 214	9.95	9.95					9.950
	6 Nya Kraus 312	9.85	9.85				9.850	6 Leanne Wong 217	9.95	9.90					9.925

Beam Score: **49.100** Running Score: **147.300** Beam Score: **49.550** Running Score: **148.475**

F L O O R	1 Simone Evans 307	9.75	9.70				9.725	1 Lori Brubach 204	9.80	9.85					9.825
	2 Hannah Appelet 301	9.75	9.85				9.800	2 Victoria Nguyen 214	9.85	9.90					9.875
	3 Sydney Lopez 314	9.80	9.70				9.750	3 Kaylee Bluffstone 203	9.85	9.85					9.850
	4 Nya Kraus 312	9.85	9.80				9.825	4 Morgan Hurd 210	9.90	9.80					9.850
	5 Reese Baechle 302	9.80	9.80				9.800	5 Skylar Draser 207	9.85	9.80					9.825
	6 Jaly Jones 309	9.85	9.85				9.850	6 Anya Pilgrim 215	9.80	9.75					9.775

Floor Score: **49.025** Running Score: **196.325** Floor Score: **49.225** Running Score: **197.700**

Final Team Score: 196.325

Final Team Score: 197.700

All-Arounders

All-Arounders

V T U B B B F X A A	Appelet	Jones						Draser	Nguyen	Pilgrim				
	9.750	9.750						9.900	9.925	9.950				
	9.850	9.800						9.825	9.875	9.850				
	9.825	9.775						9.900	9.950	9.875				
	9.800	9.850						9.825	9.875	9.775				
	39.225	39.175						39.450	39.625	39.450				

Judge's Signatures * VT Robin Smith (N) * UB Paul Padron (B) * BB Debra Campbell (N) * FX Linda Fenton (N)
 * Head Judge VT Megan Bankoff (N) UB Roy Pettit (N) BB Dawn Kiss (N) FX Juliana Phelps (N)
 Coach's Signature [Signature] Coach's Signature [Signature]





UNL Vs. UFL, EMU, LU

Team Results

Mar 9, 2024

Page: 1
Printed: 3/9/2024 7:54 PM

Women / 10
Session: 1

Rank	Gym	Team	Score				
1	Florida	X	197.70	49.525 1	49.400 1	49.550 1	49.225 2
2	Nebraska	X	197.15	49.225 2	49.325 2	49.150 2	49.450 1
3	Lindenwood	X	196.32	48.975 3	49.225 3	49.100 3	49.025 3
4	Eastern Michigan	X	193.60	48.400 4	48.325 4	48.025 4	48.850 4

UNL Vs. UFL, EMU, LU

Event Results - Vault

Mar 9, 2024

Page: 1
Printed: 3/9/2024 7:54 PM

Women / 10
Session: 1



Rank	Num	Name	Gym	Start	Score	Out
1	215	Anva Pilgrim	Florida	.	9.950	0.000
2	214	Victoria Nauven	Florida	.	9.925	0.025
3T	207	Skylar Draser	Florida	.	9.900	0.050
3T	211	Ellie Lazzari	Florida	.	9.900	0.050
3T	302	Reese Baechle	Indiana	.	9.900	0.050
6	405	Martina Comin	Nebraska	.	9.875	0.075
7T	419	Emma Snence	Nebraska	.	9.850	0.100
7T	217	Leanne Wong	Florida	.	9.850	0.100
7T	209	Danie Ferris	Florida	.	9.850	0.100
7T	417	Isabel Sikin	Nebraska	.	9.850	0.100
11T	406	Kinsey Davis	Nebraska	.	9.825	0.125
11T	410	Avzhia Hall	Nebraska	.	9.825	0.125
11T	305	Trinity Caffey	Indiana	.	9.825	0.125
14T	401	Osena Barskav	Nebraska	.	9.750	0.200
14T	301	Hannah Annleget	Indiana	.	9.750	0.200
14T	309	Jay Jones	Indiana	.	9.750	0.200
14T	103	Raisa Boris	Eastern Michigan	.	9.750	0.200
14T	303	Allie Berklev	Indiana	.	9.750	0.200
19T	110	Alana Fisher	Eastern Michigan	.	9.725	0.225
19T	109	Genae Daniel	Eastern Michigan	.	9.725	0.225
21	104	Abby Brushwood	Eastern Michigan	.	9.625	0.325
22	108	Katin Childress	Eastern Michigan	.	9.575	0.375
23	317	Leah Parton	Indiana	.	9.550	0.400
24	120	Jacquelyn Patterson	Eastern Michigan	.	9.150	0.800

UNL Vs. UFL, EMU, LU

Event Results - Bars

Mar 9, 2024

Page: 1
Printed: 3/9/2024 7:54 PM

Women / 10
Session: 1



Rank	Num	Name	Gym	Start	Score	Out
1	217	Leanne Wong	Florida	.	9.975	0.000
2	315	Hannah Moon	Indiana	.	9.925	0.050
3T	419	Emma Snence	Nebraska	.	9.900	0.075
3T	406	Kinsey Davis	Nebraska	.	9.900	0.075
5T	214	Victoria Nauven	Florida	.	9.875	0.100
5*	404	Clara Colombo	Nebraska	.	9.875	0.100
5*	206	Gahvy Disidore	Florida	.	9.875	0.100
8T	215	Anya Pilarim	Florida	.	9.850	0.125
8T	301	Hannah Appleget	Indiana	.	9.850	0.125
8T	412	Whitney Tencks	Nebraska	.	9.850	0.125
11T	207	Skylar Draser	Florida	.	9.825	0.150
11T	312	Nva Kraus	Indiana	.	9.825	0.150
11T	116	Trinity Marc	Eastern Michigan	.	9.825	0.150
11T	306	Kavlee Cooner	Indiana	.	9.825	0.150
15T	309	Jalv Jones	Indiana	.	9.800	0.175
15T	211	Ellie Iazzari	Florida	.	9.800	0.175
15T	107	Ella Chemotti	Eastern Michigan	.	9.800	0.175
15*	418	Emma Simpton	Nebraska	.	9.800	0.175
15*	111	Jordan Jankowski	Eastern Michigan	.	9.800	0.175
20T	401	Csenge Bacskay	Nebraska	.	9.775	0.200
20T	115	Kvrie Lowe	Eastern Michigan	.	9.775	0.200
22	103	Raisa Boris	Eastern Michigan	.	9.125	0.850
23T	302	Reese Baechle	Indiana	.	9.050	0.925
23T	119	Molly Parris	Eastern Michigan	.	9.050	0.925

UNL Vs. UFL, EMU, LU

Event Results - Beam

Mar 9, 2024

Page: 1
Printed: 3/9/2024 7:54 PM

Women / 10
Session: 1



Rank	Num	Name	Gym	Start	Score	Out
1	214	Victoria Nruven	Florida	.	9.950	0.000
2	217	Leanne Wong	Florida	.	9.925	0.025
3T	207	Skylar Draser	Florida	.	9.900	0.050
3T	211	Ellie Iazzari	Florida	.	9.900	0.050
5	215	Anva Pilarim	Florida	.	9.875	0.075
6T	419	Emma Snence	Nebraska	.	9.850	0.100
6T	401	Csenge Barskav	Nebraska	.	9.850	0.100
6*	414	Sonhia McClelland	Nebraska	.	9.850	0.100
6*	312	Nva Kraus	Indenwood	.	9.850	0.100
10T	301	Hannah Annleget	Indenwood	.	9.825	0.125
10T	315	Hannah Moon	Indenwood	.	9.825	0.125
10T	408	Allie Gard	Nebraska	.	9.825	0.125
10T	311	Taidan Kossuth	Indenwood	.	9.825	0.125
14T	309	Jalv Jones	Indenwood	.	9.775	0.175
14T	417	Isabel Sikon	Nebraska	.	9.775	0.175
14T	102	Cassie Bernin	Eastern Michigan	.	9.775	0.175
17	110	Alana Fisher	Eastern Michigan	.	9.750	0.200
18T	103	Raisa Boris	Eastern Michigan	.	9.700	0.250
18T	210	Morgan Hurd	Florida	.	9.700	0.250
20	115	Kvrie Lowe	Eastern Michigan	.	9.625	0.325
21	410	Avzhia Hall	Nebraska	.	9.550	0.400
22	107	Ella Chemotti	Eastern Michigan	.	9.175	0.775
23	319	Madison Rush	Indenwood	.	9.150	0.800
24	120	Jacquelyn Patterson	Eastern Michigan	.	9.050	0.900
25	105	Katie Butler	Eastern Michigan	.	8.700	1.250

UNL Vs. UFL, EMU, LU

Event Results - Floor

Mar 9, 2024

Page: 1
Printed: 3/9/2024 7:54 PM

Women / 10
Session: 1



Rank	Num	Name	Gym	Start	Score	Out
1	419	Emma Snence	Nebraska	.	9.950	0.000
2	414	Sophia McClelland	Nebraska	.	9.900	0.050
3T	214	Victoria Nauven	Florida	.	9.875	0.075
3T	401	Csenge Barskav	Nebraska	.	9.875	0.075
3T	415	Halle Rourke	Nebraska	.	9.875	0.075
6T	309	Taly Jones	Indiana	.	9.850	0.100
6T	412	Whitney Tencks	Nebraska	.	9.850	0.100
6T	210	Morgan Hurd	Florida	.	9.850	0.100
6T	203	Kavlee Bluffstone	Florida	.	9.850	0.100
10T	207	Skylar Draser	Florida	.	9.825	0.125
10T	312	Nva Kraus	Indiana	.	9.825	0.125
10T	104	Ahby Brushwood	Eastern Michigan	.	9.825	0.125
10T	204	Lori Brubach	Florida	.	9.825	0.125
14T	301	Hannah Annleget	Indiana	.	9.800	0.150
14T	103	Raisa Boris	Eastern Michigan	.	9.800	0.150
14T	302	Reese Baerhle	Indiana	.	9.800	0.150
17T	215	Anva Pilarim	Florida	.	9.775	0.175
17T	405	Martina Comin	Nebraska	.	9.775	0.175
17T	118	Anna Grace McCullough	Eastern Michigan	.	9.775	0.175
20T	116	Trinity Macv	Eastern Michigan	.	9.750	0.200
20T	314	Srdnev I onez	Indiana	.	9.750	0.200
22	307	Simone Evans	Indiana	.	9.725	0.225
23	107	Ella Chemotti	Eastern Michigan	.	9.700	0.250
24	110	Alana Fisher	Eastern Michigan	.	9.675	0.275





UNL Vs. UFL, EMU, LU

Event Results - AA

Mar 9, 2024

Page: 1
Printed: 3/9/2024 7:54 PM

Women / 10
Session: 1

Rank	Num	Name	Gym					AA
1	214	Victoria Nguyen	Florida	9.925	9.875	9.950	9.875	39.625
2	419	Emma Spence	Nebraska	9.850	9.900	9.850	9.950	39.550
3T	215	Anya Pilgrim	Florida	9.950	9.850	9.875	9.775	39.450
3T	207	Skylar Draser	Florida	9.900	9.825	9.900	9.825	39.450
5	401	Csenge Bacskay	Nebraska	9.750	9.775	9.850	9.875	39.250
6	301	Hannah Appleget	Lindenwood	9.750	9.850	9.825	9.800	39.225
7	309	Jaly Jones	Lindenwood	9.750	9.800	9.775	9.850	39.175
8	103	Raisa Boris	Eastern Michigan	9.750	9.125	9.700	9.800	38.375