


MEN'S NCAA INDOOR CHAMPIONSHIPS HISTORY

Date	Location	Champion (Pts)	NU Finish (Pts)	2002	Fayetteville, Ark.	Tennessee (62.5)	14th (11.5)
1965	Detroit, Mich.	Missouri (14)	t7th (7)	2003	Fayetteville, Ark.	Arkansas (54)	t9th (18)
1966	Detroit, Mich.	Kansas (14)	t3rd (12)	2004	Fayetteville, Ark.	LSU (44.5)	t19th (13)
1967	Detroit, Mich.	USC (26)	t14th (5)	2005	Fayetteville, Ark.	Arkansas (56)	7th (28)
1968	Detroit, Mich.	Villanova (35.3)	t9th (8)	2006	Fayetteville, Ark.	Arkansas (53)	t12th (16)
1969	Detroit, Mich.	Kansas (41.5)	6th (10)	2007	Fayetteville, Ark.	Wisconsin (40)	t25th (9)
1970	Detroit, Mich.	Kansas (27.5)	DNS	2008	Fayetteville, Ark.	Arizona State (44)	t17th (12)
1971	Detroit, Mich.	Villanova (22)	t22nd (4)	2009	College Station, Texas	Oregon (54)	t5th (25)
1972	Detroit, Mich.	USC (19)	t5th (10)	2010	Fayetteville, Ark.	Florida (57)	t26th (8)
1973	Detroit, Mich.	Manhattan (18)	8th (8)	2011	College Station, Texas	Oregon (67)	17th (13)
1974	Detroit, Mich.	Texas-El Paso (19)	t32nd (4)	2012	Boise, Idaho	Florida (52)	t23rd (9)
1975	Detroit, Mich.	Texas-El Paso (36)	DNS	2013	Fayetteville, Ark.	Arkansas (74)	t32nd (6)
1976	Detroit, Mich.	Texas-El Paso (23)	t51st (1)	2014	Albuquerque, N.M.	Oregon (62)	t17th (12)
1977	Detroit, Mich.	Washington State (25.5)	t10th (8)	2015	Fayetteville, Ark.	Oregon (74)	t13th (14)
1978	Detroit, Mich.	Texas-El Paso (44)	t43rd (2)	2016	Birmingham, Ala.	Oregon (62)	t44th (4)
1979	Detroit, Mich.	Villanova (52)	t13th (12)	2017	College Station, Texas	Texas A&M (46)	t49th (3)
1980	Detroit, Mich.	Texas-El Paso (76)	t37th (4)	2018	College Station, Texas	Florida (40)	t28th (8)
1981	Detroit, Mich.	Texas-El Paso (76)	10th (12)	2019	Birmingham, Ala.	Florida (55)	t35th (7)
1982	Pontiac, Mich.	Texas-El Paso (67)	DNS	2020	Canceled due to COVID-19		
1983	Pontiac, Mich.	SMU (43)	DNS	2021	Fayetteville, Ark.	Oregon (79)	t42nd (4)
1984	Syracuse, N.Y.	Arkansas (38)	DNS	2022	Birmingham, Ala.	Texas (47)	t24th (9)
1985	Syracuse, N.Y.	Arkansas (70)	14th (10.25)	2023	Albuquerque, N.M.	Arkansas (63)	8th (24.75)
1986	Oklahoma City, Okla.	Arkansas (49)	t31st (4)	2024	Boston, Mass.	Texas Tech (50.5)	t12th (17)
1987	Oklahoma City, Okla.	Arkansas (39)	t44th (2)				
1988	Oklahoma City, Okla.	Arkansas (34)	t21st (8)				
1989	Indianapolis, Ind.	Arkansas (34)	t36th (4)				
1990	Indianapolis, Ind.	Arkansas (44)	DNS				
1991	Indianapolis, Ind.	Arkansas (34)	t44th (2)				
1992	Indianapolis, Ind.	Arkansas (53)	14th (13.5)				
1993	Indianapolis, Ind.	Arkansas (66)	t15th (10)				
1994	Indianapolis, Ind.	Arkansas (94)	t24th (8)				
1995	Indianapolis, Ind.	Arkansas (59)	t11th (19)				
1996	Indianapolis, Ind.	George Mason (39)	2nd (31.5)				
1997	Indianapolis, Ind.	Arkansas (59)	18th (12)				
1998	Indianapolis, Ind.	Arkansas (56)	t14th (15)				
1999	Indianapolis, Ind.	Arkansas (65)	t44th (3)				
2000	Fayetteville, Ark.	Arkansas (69.5)	t24th (6)				
2001	Fayetteville, Ark.	LSU (34)	t26th (9)				

Note: Scoring for top five places from 1965 to 1976 (5-4-3-2-1). Scoring for top five places from 1977 (6-4-3-2-1). Scoring for top six places from 1978 to 1993 (10-8-6-4-2-1). Scoring for top eight places beginning in 1994 (10-8-6-5-4-3-2-1).

ALL-TIME NU POINTS LEADERS


Rk.	Athlete	Years	Events	Points
t1.	Charlie Greene	1965-1967	Sprints	30
t1.	Dusty Jonas	2005-2008	Jumps	30
3.	Carl Myerscough	2002-2004	Throws	28
4.	Kevin Coleman	1992-1993	Throws	20
5.	Lennox Burgher	1968-1969	Jumps	18
6.	Shane Lavy	1996-1999	Jumps	15.5
7.	Eric Eshbach	2000-2003	Pole Vault	15
8.	Petar Malesev	1992-1995	Jumps	14
9.	Garth Case	1969-1972	Middle Distance	13.75
10.	Till Steinforth	2022-2024	Multi Events/Jumps	13
11.	Roger Chadwick	1972-1974	Middle Distance	11.25
12.	Björn Barrefors	2009, 2012	Multi Events	11
13.	Jonah Kiptarus	1996	Distance	10.5
t14.	Jeff Lee	1977	Sprints/Hurdles	10
t14.	Scott Warren	1997-1998	Throws	10
t14.	Arturs Abolins	2006	Jumps	10
t14.	Nicholas Gordon	2009	Jumps	10
18.	Scott Poehling	1977-1980	Middle Distance	9.75
19.	Burger Lambrechts Jr.	2018-22	Throws	9
t20.	Peter Scott	1966	Distance	8
t20.	Randy Raymond	1981	Jumps	8
t20.	Willie Hibler	1994-1996	Sprints/Hurdles	8
t20.	Dusty Stamer	2005	Sprints	8
t20.	Ray Scotten	2006	Jumps	8
t20.	Patrick Raedler	2013-2014	Jumps	8
t20.	Darius Luff	2022-2023	Hurdles	8
t20.	Jonah Wilson	2023	Throws	8

MEN'S INDOOR NATIONAL CHAMPIONS

Charlie Greene
1965 - 60y Dash
1966 - 60y Dash
1967 - 60y Dash



Lennox Burgher
1969 - Triple Jump



Jeff Lee
1977 - 60y Hurdles



Mark Fluitt
1979 - 4x880y Relay




Paul Downes
1979 - 4x880y Relay




Brian Dunnigan
1979 - 4x880y Relay



Scott Poehling
1979 - 4x880y Relay



Kevin Coleman
1992 - Shot Put
1993 - Shot Put




Petar Malesev
1995 - High Jump



Jonah Kiptarus
1996 - DMR



Alex Lamme
1996 - DMR



Miklos Roth
1996 - DMR



Balazs Tolgyesi
1996 - DMR



Carl Myerscough
2002 - Shot Put
2003 - Shot Put



Arturs Abolins
2006 - Long Jump



Dusty Jonas
2008 - High Jump



Nicholas Gordon
2009 - Long Jump

MEN'S NCAA OUTDOOR CHAMPIONSHIPS HISTORY

Date	Place	Champion (Pts)	NU Finish (Pts)	1992	Austin, Texas	Arkansas (60)	t35th (8)
1921	Chicago, Ill.	Illinois (20.25)	6th (8)	1993	New Orleans, La.	Arkansas (69)	t25th (10)
1922	Chicago, Ill.	California (28.5)	t21st (1.125)	1994	Boise, Idaho	Arkansas (83)	t48th (5)
1923	Chicago, Ill.	Michigan (29.5)	t31st (1)	1995	Knoxville, Tenn.	Arkansas (61.5)	t37th (7)
1924	No meet held			1996	Eugene, Ore.	Arkansas (55)	t10th (19)
1925	Chicago, Ill.	Stanford (31+)	DNS	1997	Bloomington, Ind.	Arkansas (55)	15th (16.5)
1926	Chicago, Ill.	USC (27.5+)	3rd (15)	1998	Buffalo, N.Y.	Arkansas (58.5)	18th (12.5)
1927	Chicago, Ill.	Illinois (35+)	(5.5)	1999	Boise, Idaho	Arkansas (59)	t58th (3)
1928	Chicago, Ill.	Stanford (72)	t26th (6)	2000	Durham, N.C.	Stanford (72)	DNS
1929	Chicago, Ill.	Ohio State (50)	t28th (4)	2001	Eugene, Ore.	Tennessee (50)	DNS
1930	Chicago, Ill.	USC (55.39)	t12th (11)	2002	Baton Rouge, La.	LSU (64)	t19th (14)
1931	Chicago, Ill.	USC (77.7)	t12th (10)	2003	Sacramento, Calif.	Arkansas (59)	5th (33)
1932	Chicago, Ill.	Indiana (56)	t15th (10)	2004	Austin, Texas	Arkansas (65.5)	t13th (20)
1933	Chicago, Ill.	LSU (58)	10th (16)	2005	Sacramento, Calif.	Arkansas (60)	18th (15)
1934	Los Angeles, Calif.	Stanford (63)	t22nd (6)	2006	Sacramento, Calif.	Florida State (67)	14th (19)
1935	Berkeley, Calif.	USC (74.2)	DNC	2007	Sacramento, Calif.	Florida State (54)	53rd (4.5)
1936	Chicago, Ill.	USC (103.3)	t8th (16)	2008	Des Moines, Iowa	Florida State (52)	36th (7)
1937	Berkeley, Calif.	USC (62)	t12th (10)	2009	Fayetteville, Ark.	Texas A&M (48)	t17th (14)
1938	Minneapolis, Minn.	USC (67.75)	DNS	2010	Eugene, Ore.	Texas A&M (55)	16th (16)
1939	Los Angeles, Calif.	USC (86)	t20th (6)	2011	Des Moines, Iowa	Texas A&M (55)	38th (6)
1940	Minneapolis, Minn.	USC (47)	9th (18.5)	2012	Des Moines, Iowa	Florida (50)	t11th (20)
1941	Palo Alto, Calif.	USC (81.5)	9th (14)	2013	Eugene, Ore.	Texas A&M/Florida (53)	t15th (16)
1942	Lincoln, Neb.	USC (85.5)	4th (29)	2014	Eugene, Ore.	Oregon (88)	12th (19)
1943	Evanston, Ill.	USC (46)	6th (19)	2015	Eugene, Ore.	Oregon (85)	t68th (2)
1944	Milwaukee, Wis.	Illinois (79)	DNC	2016	Eugene, Ore.	Florida (62)	t10th (17)
1945	Milwaukee, Wis.	U.S. Naval Academy (62)	t13th (10)	2017	Eugene, Ore.	Florida (61.5)	t69th (2)
1946	Minneapolis, Minn.	Illinois (78)	t34th (2)	2018	Eugene, Ore.	Georgia (52)	t40th (7)
1947	Salt Lake City, Utah	Illinois (59.6)	DNC	2019	Austin, Texas	Texas Tech (60)	DNS
1948	Minneapolis, Minn.	Minnesota (46)	t37th (4)	2020	Canceled due to COVID-19	--	--
1949	Los Angeles, Calif.	USC (55.4)	DNC	2021	Eugene, Ore.	LSU (84)	t37th (6)
1950	Minneapolis, Minn.	USC (49.2)	t44th (0.6)	2022	Eugene, Ore.	Florida (54)	t59th (3)
1951	Seattle, Wash.	USC (56)	t41st (0.167)	2023	Austin, Texas	Florida (57)	t17th (16)
1952	Berkeley, Calif.	USC (66.58)	DNC				
1953	Lincoln, Neb.	USC (80)	t34th (2)				
1954	Ann Arbor, Mich.	USC (66.85)	DNC				
1955	Los Angeles, Calif.	USC (42)	DNC				
1956	Berkeley, Calif.	UCLA (55.7)	DNC				
1957	Austin, Texas	Villanova (47)	t38th (2)				
1958	Berkeley, Calif.	USC (48.86)	t8th (14)				
1959	Lincoln, Neb.	Kansas (73)	t39th (3)				
1960	Berkeley, Calif.	Kansas (50)	t39th (2)				
1961	Philadelphia, Pa.	USC (65)	DNC				
1962	Eugene, Ore.	Oregon (85)	DNS				
1963	Albuquerque, N.M.	USC (61)	DNS				
1964	Eugene, Ore.	Oregon (70)	t35th (6)				
1965	Berkeley, Calif.	USC, Oregon (32)	6th (24)				
1966	Bloomington, Ind.	UCLA (81)	t4th (30)				
1967	Provo, Utah	USC (86)	t19th (10)				
1968	Berkeley, Calif.	USC (58)	t14th (10)				
1969	Knoxville, Tenn.	San Jose State (48)	t19th (8)				
1970	Des Moines, Iowa	BYU, Kansas, Oregon (35)	DNS				
1971	Seattle, Wash.	UCLA (52)	t44th (2)				
1972	Eugene, Ore.	UCLA (82)	DNS				
1973	Baton Rouge, La.	UCLA (52)	DNS				
1974	Austin, Texas	Tennessee (60)	t52nd (1)				
1975	Provo, Utah	Texas-El Paso (55)	DNS				
1976	Philadelphia, Pa.	USC (64)	t47th (1)				
1977	Champaign, Ill.	Arizona State (64)	t20th (8)				
1978	Eugene, Ore.	UCLA, Texas-El Paso (50)	DNC				
1979	Champaign, Ill.	Texas-El Paso (64)	DNS				
1980	Austin, Texas	Texas-El Paso (69)	DNS				
1981	Baton Rouge, La.	Texas-El Paso (70)	t36th (4)				
1982	Provo, Utah	Texas-El Paso (105)	DNS				
1983	Houston, Texas	Southern Methodist (104)	DNS				
1984	Eugene, Ore.	Oregon (113)	75th (1.5)				
1985	Austin, Texas	Arkansas (61)	DNS				
1986	Indianapolis, Ind.	Southern Methodist (53)	DNS				
1987	Baton Rouge, La.	UCLA (81)	t66th (2)				
1988	Eugene, Ore.	UCLA (82)	DNS				
1989	Provo, Utah	LSU (53)	7th (26)				
1990	Durham, N.C.	LSU (44)	t15th (17)				
1991	Eugene, Ore.	Tennessee (51)	t15th (16)				

Note: Scoring for five places in 1921 and 1922 (5-3-2-1-1/2). Scoring for six places in 1923 (5-4-3-2-1-1/2). Team scoring not officially kept from 1925 to 1927. Unofficial team champions were determined by scoring six places (5-4-3-2-1-1/2) in 1925, six places (6-4-3-2-1-1/2) in 1926 and six places (10-8-6-4-2-1) in 1927. Scoring for top six places (10-8-6-4-2-1) from 1928 to 1981. Scoring for 12 places (15-12-10-9-8-7-6-5-4-3-2-1) from 1982 to 1984. Scoring for eight places (10-8-6-5-4-3-2-1) beginning in 1985.

ALL-TIME NU POINTS LEADERS

Rk.	Athlete	Years	Events	Points
1.	Charlie Greene	1965-1967	Sprints	32
2.	Chad Wright	2011-2014	Throws	30
t3.	Howard Debus	1942-1943	Throws	29
t3.	Carl Myerscough	2002-2004	Throws	29
5.	Hugh Rhea	1930-1932	Throws	22
6.	Ed Smith	1921-1922	Throws	21
7.	Roland Locke	1926	Throws	20
t8.	Sam Francis	1936-1937	Throws	18
t8.	Keith Gardner	1957-1958	Sprints/Hurdles	18
t8.	Lennox Burgher	1968-1969	Jumps	18
11.	Eric Eshbach	2003-2004	Pole Vault	16
t12.	Heye Lambertus	1933-1934	Sprints/Hurdles	14
t12.	Lynn Headley	1964-1966	Sprints	14
t12.	Scott Socchik	1974-1977	Throws	14
15.	Dusty Jonas	2005-2008	Jumps	13.5

MEN'S OUTDOOR NATIONAL CHAMPIONS




Roland Locke
1926 - 100y Dash
1926 - 200y Dash



Hugh Rhea
1932 - Shot Put




Sam Francis
1937 - Shot Put




Harold Hunt
1941 - Pole Vault



Bobby Ginn
1942 - Mile Run




Howard Debus
1943 - Discus



Charlie Greene
1965 - 100y Dash
1966 - 100y Dash
1967 - 100y Dash



Peter Scott
1966 - 880y Run



Lennox Burgher
1968 - Triple Jump



Eric Eshbach
2003 - Pole Vault



Carl Myerscough
2003 - Shot Put
2004 - Shot Put



Dmitrijs Milkevics
2005 - 800m Run



Arturs Abolins
2006 - Long Jump



Chad Wright
2012 - Discus



Miles Ukaoma
2014 - 400m Hurdles



Nick Percy
2016 - Discus