



NEBRASKA BASKETBALL

2023-24 GAME NOTES

X HUSKERMBB

📷 HUSKERMBB

f HUSKERMBB

GAME 32

OPPONENT: VS. TBA
DATE: FRIDAY, MARCH 15
TIPOFF: APPROX 8 P.M. (CT)
LOCATION: MINNEAPOLIS, MINN.
ARENA: TARGET CENTER

GAME AT A GLANCE



Nebraska Cornhuskers
2023-24 Record: 22-9 (12-8 B1G)
Head Coach: Fred Hoiberg
Record at Nebraska: 62-92 (5th year)
Career Record: 177-148 (10th year)



Huskers Radio Network
Play-by-Play: Kent Pavelka
Analyst: Jake Muhleisen



Big Ten Network
Play-by-Play: Brandon Gaudin
Analyst: Robbie Hummel
Sideline: Andy Katz

2023-24 SCHEDULE

Date	AP Rk.	Opponent	TV/Online	Time
Nov. 6		Lindenwood	B1G+	W 84-52
Nov. 9		Florida A&M	B1G+	W, 81-54
Nov. 13		Rider (Cornhusker Classic)	BTN	W, 64-50
Nov. 15		Stony Brook (Cornhusker Classic)	B1G+	W, 84-63
Nov. 18		vs. Oregon State	Peacock	W, 84-63
Nov. 22		Duquesne (Cornhusker Classic)	BTN	W, 89-79
Nov. 26		Cal State Fullerton	B1G+	W, 85-72
Dec. 3		No. 15 Creighton	FS1	L, 60-89
Dec. 6		at Minnesota *	BTN	L, 65-76
Dec. 10		Michigan State *	BTN	W, 77-70
Dec. 17		at Kansas State	Big 12 Now (ESPN+)	W, 62-46
Dec. 20		North Dakota	B1G+	W, 83-75
Dec. 29		South Carolina State	B1G+	W, 91-62
Jan. 3		Indiana *	BTN	W, 86-70
Jan. 6		at No. 21 Wisconsin *	BTN	L, 72-88
Jan. 9		No. 1 Purdue *	Peacock	W, 88-72
Jan. 12		at Iowa *	BTN	L, 76-94
Jan. 17		at Rutgers *	BTN	L, 82-87 (OT)
Jan. 20		Northwestern *	BTN	W, 75-69
Jan. 23		Ohio State *	Peacock	W, 83-69
Jan. 27		at Maryland *	BTN	L, 51-73
Feb. 1		No. 6 Wisconsin *	BTN	W, 80-72 (OT)
Feb. 4		at No. 14 Illinois *	BTN	L, 84-87 (OT)
Feb. 7		at Northwestern *	BTN	L, 68-80
Feb. 10		Michigan *	BTN	W, 79-59
Feb. 17		Penn State *	BTN	W, 68-49
Feb. 21		at Indiana *	BTN	W, 85-70
Feb. 25		Minnesota *	BTN	W, 73-55
Feb. 29		at Ohio State *	FS1	L, 69-78
March 3		Rutgers *	BTN	W, 67-56
March 10		at Michigan *	BTN	W, 85-70
March 15		at Big Ten Tournament (Quarterfinals)	BTN	approx 8 p.m.
March 16		at Big Ten Tournament (Semifinals)	CBS	approx. 2:30 p.m.
March 17		at Big Ten Tournament (Finals)	CBS	2:30 p.m.

*-Big Ten Conference Game; **Home games** are in red and bold

ON THE AIR

Radio: Friday's game will be carried on the Huskers Radio Network with Kent Pavelka and Jake Muhleisen on the call, including KLIN (1400 AM) in Lincoln, KXSP (590 AM) in Omaha and KRVN (880 AM) in Lexington and will also be available on Huskers.com and the Huskers app. The pregame show begins an hour before tipoff.

TV/Online: Friday's game will be on BTN with Brandon Gaudin, Robbie Hummel and Andy Katz on the call. It will also be available online on the Fox Sports app.

HUSKERS OPEN BIG TEN TOURNAMENT ON FRIDAY NIGHT

The Nebraska men's basketball team heads to Minneapolis, Minn., this week for the 2024 TIAA Big Ten Men's Basketball Tournament. The Huskers (22-9, 12-8 Big Ten) are the No. 3 seed in the event and have a double bye to Friday's quarterfinals at the Target Center.

The Huskers will face sixth-seeded Indiana, No. 11 seed Penn State or No. 14 seed Michigan depending on the results of the first two days of the tournament. Tipoff for Nebraska's Big Ten quarterfinal is slated for approximately 8 p.m. (central) or 25 minutes following the third quarterfinal game of the day. Friday's game will be carried on BTN and the Huskers Radio Network.

Nebraska comes into the Big Ten Tournament as winners of six of their last seven games following an 85-70 win over Michigan in the regular-season finale on March 10. Keisei Tominaga led four Huskers in double figures with 30 points, including five 3-pointers, and six rebounds in the win, as Nebraska shot a season-high 58 percent from the floor. For Tominaga, the senior guard also became the newest member of the 1,000-point club, as he now has 1,012 career points in three seasons.

Offensively, the Huskers are a balanced team that features four players who average double figures, and three others who average at least 6.6 points per game. That has helped Nebraska average 76.8 points per game, which is the program's highest average since the 1995-96 team averaged 80.2 ppg.

Nebraska has relied on its defense down the stretch, as NU has held six of its final seven opponents to 70 points or less. NU led the Big Ten in field goal defense in conference play (.416) and ranks 26th nationally in defensive efficiency by KenPom as of March 11.



TIAA
BIG
MEN'S BASKETBALL
TOURNAMENT
MINNEAPOLIS 2024

1993

The last season before 2023-24 that Nebraska finished as high as third in the conference standings. That year, the Huskers tied for second in the Big Eight with an 8-6 mark.

2023-24 ROSTER AT A GLANCE

No	Name	Pos.	Ht.	Wt.	Yr.	Hometown	GP/GS	MPG	PPG	RPG	APG	BPG	SPG
0	C.J. Wilcher	G	6-5	214	Jr.	Plainfield, N.J.	31/2	18.1	8.1	1.5	0.9	0.2	0.5
1	Sam Hoiberg	G	6-0	183	So.	Lincoln, Neb.	31/0	19.8	3.5	3.0	1.7	0.1	0.9
2	Ramel Lloyd Jr.	G	6-6	210	RFr.	Woodland Hills, Calif.	-/-						
3	Brice Williams	G	6-7	213	Jr.	Huntersville, N.C.	31/31	29.5	12.4	5.6	2.5	0.6	1.1
4	Juwan Gary	F	6-6	221	Jr.	Columbia, S.C.	25/17	27.2	11.9	6.2	1.2	0.8	1.1
5	Ahron Ulis	G	6-3	190	Jr.	Chicago, Ill.	-/-						
9	Jarron Coleman	G	6-5	213	Sr.	Indianapolis, Ind.	11/0	12.6	2.5	1.8	2.4	0.1	0.3
10	Jamarques Lawrence	G	6-3	182	So.	Plainfield, N.J.	31/23	23.5	6.6	3.3	2.6	0.0	0.8
11	Eli Rice	G	6-8	213	Fr.	Gallatin, Tenn.	17/0	9.9	4.2	1.6	0.4	0.2	0.2
15	Blaise Keita	F	6-11	257	Jr.	Bamako, Republic of Mali	-/-						
21	Matar Diop	F	6-10	213	Fr.	Dakar, Senegal	16/0	3.7	0.8	0.8	0.3	0.2	0.1
24	Jeff Grace	G	6-3	197	So.	Elmhurst, Ill.	13/0	1.4	0.5	0.2	0.2	0.0	0.0
30	Keisei Tominaga	G	6-2	179	Sr.	Moriyama Nagoya Aichi, Japan	29/29	25.9	14.6	2.3	1.3	0.00	0.9
31	Cale Jacobsen	G	6-4	200	Fr.	Ashland, Neb.	18/0	2.7	0.6	0.2	0.3	0.0	0.1
35	Henry Burt	F	6-7	217	Fr.	Omaha, Neb.	7/0	1.4	0.3	0.4	0.0	0.0	0.0
51	Rienk Mast	F	6-10	248	Jr.	Groningen, Netherlands	29/29	30.3	12.7	7.8	3.0	0.5	0.4
53	Josiah Allick	F	6-8	231	Sr.	Lincoln, Neb.	30/24	23.5	7.1	5.1	1.3	0.4	0.6

2023-24 NEBRASKA BASKETBALL ROSTER

No.	VL	Name	Pos.	Ht.	Wt.	Yr.	Hometown	Previous School	X/Twitter	Instagram
0	**	C.J. Wilcher	G	6-5	214	Jr.	Plainfield, N.J.	Xavier	@CJWilcher	cj_wilcher
1	*	Sam Hoiberg	G	6-0	183	So.	Lincoln, Neb.	Pius X	@samhoiberg	samhoiberg
2		Ramel Lloyd Jr.	G	6-6	204	RFr.	Woodland Hills, Calif.	Sierra Canyon	@ramellloyd22	ramellloydd
3		Brice Williams	G	6-7	213	Jr.	Huntersville, N.C.	Charlotte	@bgotit_	blaviss
4	*	Juwan Gary	F	6-6	215	Jr.	Columbia, S.C.	Alabama	@takflight24	wanwitdabutter
5		Ahron Ulis	G	6-3	190	Jr.	Chicago, Ill.	Iowa	@AhronUlis	ahron1_
9		Jarron Coleman	G	6-5	213	Sr.	Indianapolis, Ind.	Ball State	@jarron_coleman	front11neboog
10	*	Jamarques Lawrence	G	6-3	183	So.	Plainfield, N.J.	Roselle Catholic	@JLawrence10_	rf.jaymar
11		Eli Rice	G	6-8	213	Fr.	Gallatin, Tenn.	IMG Academy	@iamelirice	iamelirice
15	*	Blaise Keita	F	6-11	257	Jr.	Bamako, Republic of Mali	Coffeyville Community College	@Blaisekeita15	blaise.keita
21		Matar Diop	F	6-10	213	Fr.	Dakar, Senegal	Keystone Athletic Academy	@dmatar832	deerfam_21
24	*	Jeffrey Grace III	G	6-3	197	So.	Elmhurst, Ill.	Arizona State	@JeffreyGraceII1	ig3is23
30	**	Keisei Tominaga	G	6-2	179	Sr.	Moriyama Nagoya Aichi, Japan	Ranger College	@KeiseiTominaga	keisei.kbz30
31		Cale Jacobsen	G	6-4	200	RFr.	Ashland, Neb.	Ashland-Greenwood	@calejacobsen_	calejacobsen_
35		Henry Burt	F	6-7	216	RFr.	Omaha, Neb.	Elkhorn South	@HenryBurt15	henryburt0
51		Rienk Mast	F	6-10	248	Jr.	Groningen, Netherlands	Bradley		rienk_mast
53		Josiah Allick	F	6-8	231	Sr.	Lincoln, Neb.	New Mexico	@allick_josiah	josiahhallick

2023-24 NEBRASKA BASKETBALL COACHING STAFF

Head Coach

Fred Hoiberg, fifth season (Iowa State, 1995)

Assistant Coaches

Adam Howard, second season (Western Kentucky, 2008)
Nate Loenser, third season (Iowa State, 2002)
Ernie Zeigler, second season (Cleary, 1994)

Support Staff

Director of Men’s Basketball Strength & Conditioning: Kurt Joseph
Dir. of Basketball Strategies & Business Operations: Luca Virgilio
Assistant Director of Basketball Operations: Sheryl Burbach
Director of Player Development: Emmanuel Tommy
Video Coordinator: Michael Bania
Recruiting Coordinator: Padya Borders
Graduate Managers: Nihilo Ibarra, Justin Moore, Joey St. Pierre

Athletic Trainer: Andrew McCabe
Team Nutritionist: Jake Blattner
Sports Psychologist: Heather Kiefer
NAPL Director: Matt Thome
Equipment Manager: Pat Norris

PRONUNCIATION GUIDE

Name	Pronunciation
Josiah Allick	AL-ick
Matar Diop	MA-tar JOPE (as in hope)
Blaise Keita	Blaze KAY-ta
Juwan Gary	Juh-WAHN
Rienk Mast	RINK
Keisei Tominaga	Kay-say Toe-me-nawga
Ahron Ulis	YOU-liss
C.J. Wilcher	WILL-chur

HUSKERS RADIO NETWORK



KENT PAVELKA

- Is in his 37th season of calling Husker men’s basketball
- Called NU basketball for two stretches from 1974-1996 before returning to play-by-play duties full time in 2006-07
- Called his 1,000th Husker basketball game in 2018-19
- Six-time Nebraska Sportscaster of the Year who was inducted into the Nebraska Broadcasters Hall of Fame in 2019



JAKE MUHLEISEN

- Is in his sixth season as full-time color analyst after serving in a part-time basis for five seasons
- Was a four-year starter at guard for Nebraska from 2002-05
- Three-year team captain and started 98 games in his career
- Served as a graduate assistant at Creighton from 2005-07

City	Station	Frequency
Ainsworth	KBRB	1400 AM
Alliance	KCOW	1400 AM
Beatrice	KWBE	1450 AM
Broken Bow	KBBN	95.3 FM
Chadron	KCSR	610 AM
Columbus	KJSK	900 AM
Cozad	KAMI	1580 AM
Fairbury	KGMT	1310 AM
Falls City	KTNC	1230 AM
Fremont	KFMT	105.5 FM
Grand Island	KRGI	1430 AM
Hastings	KHAS	1230 AM
Hastings	KLIQ	94.5 FM
Holdrege	KUVR	1380 AM
Imperial	KADL	102.9 FM
Kearney	KGFV	1340 AM
Lexington	KRVN	880 AM
Lincoln	KLIN	1400 AM
Lincoln	KLIN	99.3 FM
McCook	KSWN	93.9 FM
McCook	KZMC	102.1 FM
Nebraska City	KNCY	1600 AM
Norfolk	KNEN	94.7 FM
North Platte	KODY	1240 AM
Omaha	KXSP	590 AM
Scottsbluff	KNEB	960 AM
Scottsbluff	KNEB	994.1 FM
Sidney	KSID	1340 AM
Superior	KRFS	1600 AM
Superior	KRFS	103.9 FM
Valentine	KVSH	940 AM
West Point	KTIC	840 AM

Also available nationwide on Huskers.com and the Huskers App.

PROBABLE STARTERS (BASED ON LAST GAME)



#30 KEISEI TOMINAGA | G | SR. | 6-2 | 179 | MORIYAMA NAGOYA AICHI, JAPAN

2023-24 Averages: PPG: 14.6 | RPG: 2.3 | APG: 1.3

Worth Noting: Second-team All-Big Ten by coaches and third team by media...Had his second 30-point game of the season at Michigan along with six boards and two steals...Went over 1,000 career points at NU vs. Michigan...Has 48 career double-figure games, including 16 with 20+ points...Had 18 points, including seven straight points in NU's decisive run vs. Rutgers...Led NU with 20 points and three assists vs. Indiana...Career-high 31 points at No. 14 Illinois, including 5-of-7 from 3-point range...Finished with 14 points and a career-high six boards vs. Northwestern...Totaled 19 points and four assists vs. No. 1 Purdue...Scored 28 points vs. Indiana...Averaged 13.1 ppg while shooting 50% from the field and 40% from 3-point range in 2022-23...Japanese National Team member who helped Japan qualify for Paris Olympics...Represented Japan in 3x3 basketball in 2021 Tokyo Olympics.

Career Bests: Pts: 31 | Reb: 6 (2x) | Ast: 4 (2x) | Stl: 5

#3 BRICE WILLIAMS | G | JR. | 6-7 | 213 | HUNTERVILLE, N.C.

2023-24 Averages: PPG: 12.4 | RPG: 5.6 | APG: 2.5 | SPG: 1.1


Worth Noting: Grad transfer who reached double figures 22 times in 2023-24...Had 10 points, three boards and four assists at Michigan...Finished with 18 points and six boards at Indiana...Collected a double-double at Northwestern with 13 points and 10 boards...Totaled 17 points and nine boards vs. No. 6 Wisconsin...Led NU with 22 points at Rutgers...Dished out a career high nine assists along with 11 rebounds and nine points vs. No. 1 Purdue...Scored a season-high 25 points vs. Oregon State...Second-team Conference USA pick in 2022-23, averaging 13.8 ppg and 5.3 rpg...MVP of the CBI (16.3 ppg, 7.8 rpg, 3.0 apg)...Father (Henry) scored a school-record 2,382 points at Charlotte and is a member of the school's Hall of Fame.

Career Bests (includes Charlotte): Pts: 32 | Reb: 13 | Ast: 9 | Stl: 4

#4 JUWAN GARY | F | JR. | 6-6 | 215 | COLUMBIA, S.C.

2023-24 Averages: PPG: 11.9 | RPG: 6.2 | APG: 1.2 | SPG: 1.1

Worth Noting: 15 double-figure games this season, including a trio of 20-point efforts...Is second on the team with four double-doubles...Totaled nine points and seven boards at Michigan...Collected his fifth double-double of '23-24 with 15 points & 11 boards vs. Rutgers...Career-high 22 point effort with eight boards vs. Minnesota...Finished with 12 points and 11 boards at No. 14 Illinois...Grabbed a career-high 18 boards, including 11 offensive caroms, and added 13 points at K-State...Also posted 20-point games vs. MSU and Duquesne...Started 17 games before shoulder surgery in 2022-23...Played in 29 games at Alabama in 2021-22...Helped Crimson Tide to an SEC title and an NCAA Sweet 16 appearance in 2020-21...Ranked No. 64 nationally in the class of 2019 by ESPN (25 ppg, 7 rpg as a senior).

Career Bests (includes Alabama): Pts: 22 | Reb: 18 | Ast: 4 | Bl: 4 | St: 4

#53 JOSIAH ALLICK | F | SR. | 6-8 | 231 | LINCOLN, NEB.

2023-24 Averages: PPG: 7.1 | RPG: 5.1 | APG: 1.3

Worth Noting: 10 double-figure games in '23-24...Had 15 points on 6-of-6 shooting and five boards at Michigan...Posted first double-double of the year with 10 points and a season-high 12 boards vs. Rutgers...Had nine points and eight boards vs. Minnesota...Posted a season-high 16 points and eight boards vs. Michigan...Scored 15 points vs. Northwestern...Spent 2022-23 at New Mexico, averaging 8.4 ppg and 7.3 rpg...Was 2nd in the Mountain West in rebounding...Played three years at UMKC, earning honorable-mention all-Summit League honors in 2020-21...Lincoln native played at North Star HS...His mother (Colleen Ziegelbein), father (Melvin Allick) and late stepfather (Bill Ziegelbein) were collegiate athletes...younger sister (Rebekah) is the starting middle blocker for the NU volleyball team.

Career Bests (includes UMKC/UNM): Pts: 29 | Reb: 18 | Ast: 5 (3x) | Stl: 3 (2x) | Bl: 3 (2x)

#51 RIENK MAST | F | JR. | 6-10 | 248 | GRONINGEN, NETHERLANDS

2023-24 Averages: PPG: 12.7 | RPG: 7.8 | APG: 3.0

Worth Noting: Third-team All-Big Ten (coaches) and honorable-mention (media)...Four 20-point games and 19 double-figure efforts in 2023-24...Leads NU with six double-doubles...Closed the regular season with 12 point and five boards at Michigan...Had 14 points and 12 rebounds at OSU...Totaled 11 points and a career-high eight assists vs. Michigan...Finished with 21 points at No. 14 Illinois...Tallied 20 points and eight caroms vs. No. 6 Wisconsin...Career-high 34 points, including 6-of-8 from 3-point range, and 10 boards vs. OSU...Shined at K-State with 19 points and 12 caroms...Posted 20 points and a season-high 16 rebounds against FAMU...Spent the summer with the Netherlands National Team...Earned All-Missouri Valley Conference honors in '22 & '23 at Bradley...First-team All-MVC honors in '22-23, leading Bradley in scoring (13.8 ppg) & rebounding (8.0 rpg).

Career Bests (includes Bradley): Pts: 34 | Reb: 17 | Ast: 8 | Stl: 3 (3x) | Bl: 3 (2x)

NATIONAL POLLS

ASSOCIATED PRESS (MARCH 11)

No	Team (1st)	Record	Points	Prev.
1	Houston (52)	28-3	1540	1
2	UConn (6)	28-3	1471	2
3	Purdue (4)	28-3	1453	3
4	North Carolina	25-6	1361	7
5	Tennessee	24-7	1291	4
6	Arizona	24-7	1125	5
7	Iowa State	24-7	1120	6
8	Creighton	23-8	1094	10
9	Kentucky	23-8	1018	15
10	Marquette	23-8	1011	8
11	Duke	24-7	976	9
12	Auburn	24-7	914	13
13	Illinois	23-8	802	12
14	Baylor	22-9	786	11
15	South Carolina	25-6	567	17
16	Kansas	22-9	558	14
17	Gonzaga	24-6	511	19
18	Utah State	26-5	486	22
19	Alabama	21-10	432	16
20	BYU	22-9	381	20
21	Saint Mary's	24-7	306	23
22	Washington State	23-8	223	18
23	Nevada	26-6	223	NR
24	Dayton	24-6	155	25
25	Texas Tech	22-9	149	NR

Others receiving votes: Boise St. 46, South Florida 27, San Diego St. 21, Drake 16, Texas 14, James Madison 14, FAU 11, Florida 8, Princeton 7, Nebraska 6, New Mexico 4, Colorado 2, McNeese St. 2, Colorado St. 1, Wake Forest 1, Indiana St 1.

USA TODAY COACHES (MARCH 11)

No	Team (1st)	Record	Points	Prev.
1	Houston (29)	28-3	772	1
2	UConn	28-3	732	2
3	Purdue (2)	28-3	728	3
4	North Carolina	25-6	671	7
5	Tennessee	24-7	653	4
6	Creighton	23-8	569	10
7	Arizona	24-7	566	5
8	Iowa State	24-7	546	6
9	Kentucky	23-8	513	13
10	Marquette	23-8	487	9
11	Duke	24-7	481	8
12	Auburn	24-7	423	14
13	Baylor	22-9	387	11
14	Illinois	23-8	385	12
15	Gonzaga	24-6	274	18
16	South Carolina	25-6	273	16
17	Kansas	22-9	256	15
18	Utah State	26-5	249	22
19	Alabama	21-10	217	17
20	Saint Mary's	24-7	193	21
21	BYU	22-9	166	23
22	Nevada	26-6	109	NR
23	Texas Tech	22-9	104	NR
24	Dayton	24-6	103	NR
25	Washington State	23-8	82	20

Others receiving votes: Boise State 30; San Diego State 19; James Madison 19; Florida 17; Drake 15; South Florida 11; Nebraska 7; Oklahoma 6; Florida Atlantic 6; Colorado 3; Princeton 1; Northwestern 1; Indiana State 1;

BIG TEN STANDINGS (AS OF MARCH 11)

Team	B1G	Pct.	Overall	Pct.
#-Purdue	17-3	.850	28-3	.903
Illinois	14-6	.700	23-8	.742
Nebraska	12-8	.600	22-9	.710
Northwestern	12-8	.600	21-10	.677
Wisconsin	11-9	.550	19-12	.613
Indiana	10-10	.500	18-13	.581
Iowa	10-10	.500	18-13	.581
Michigan State	10-10	.500	18-13	.581
Ohio State	9-11	.450	19-12	.613
Minnesota	9-11	.450	18-13	.581
Penn State	9-11	.450	15-16	.484
Maryland	7-13	.350	15-16	.484
Rutgers	7-13	.350	15-16	.484
Michigan	3-17	.150	8-23	.258

#-regular-season champions

Upcoming Big Ten Schedule

Date	Contest	Time
March 9	Northwestern 90, Minnesota 66	
March 10	Penn State 85, Maryland 69 Purdue 78, Wisconsin 70 Ohio State 73, Rutgers 51 Nebraska 85, Michigan 70 Illinois 73, Iowa 61 Indiana 65, Michigan State 64	

2024 TIAA Big Ten Men's Basketball Tournament Schedule

March 13	Games on Peacock	
	Game 1: #12 Maryland vs. #13 Rutgers	5:30 p.m.
	Game 2: #11 Penn St. vs. #14 Michigan	25 minutes after G-1
March 14	Games on BTN and the Fox Sports App	
	Game 3: #8 Michigan State vs. #9 Minnesota	11 a.m.
	Game 4: #5 Wisconsin vs. G-1 Winner	25 minutes after G-3
	Game 5: #7 Iowa vs. #10 Ohio State	5:30 p.m.
	Game 6: #6 Indiana vs. G-2 Winner	25 minutes after G-5
March 15	Games on BTN and the Fox Sports App	
	Game 7: #1 Purdue vs. G-3 Winner	11 a.m.
	Game 8: #4 Northwestern vs. G-4 Winner	25 minutes after G-3
	Game 9: #2 Illinois vs. G-5 Winner	5:30 p.m.
	Game 10: #3 Nebraska vs. G-6 Winner	25 minutes after G-5
March 16	Games on CBS and on the Paramount+ app	
	Game 11: G-7 Winner vs. G-8 Winner	Noon
	Game 12: G-9 Winner vs. G-10 Winner	25 minutes after G-11
March 17	Games on CBS and on the Paramount+ app	
	Game 13: Game 11 Winner vs. Game 12 Winner	2:30 p.m.

All times listed as central

BY THE NUMBERS

No. 3 Seed Nebraska Cornhuskers			No. 6 Seed Indiana Hoosiers		
2023-24 Team Statistics (Record: 22-9, 12-8 Big Ten)			2023-24 Team Statistics (Record: 18-13, 10-10 Big Ten)		
Category	Nebraska	OPP	Category	IND	OPP
SCORING	2380	2149	Scoring	2259	2300
Points per game	76.8	69.3	Points per game	72.9	74.2
Scoring margin	+7.5	-	Scoring margin	-1.3	-
FIELD GOALS-ATT	823-1829	763-1928	Field goals-att	833-1724	799-1895
Field goal pct	.450	.396	Field goal pct	.483	.422
3 POINT FG-ATT	290-812	257-807	3 point fg-att	158-481	263-770
3-point FG pct	.357	.318	3-point FG pct	.328	.342
3-pt FG made per game	9.4	8.3	3-pt FG made per game	5.1	8.5
FREE THROWS-ATT	444-589	366-533	Free throws-att	435-665	439-589
Free throw pct	.754	.687	Free throw pct	.654	.745
F-Throws made per game	14.3	11.8	F-Throws made per game	14.0	14.2
REBOUNDS	1176	1149	Rebounds	1076	1077
Rebounds per game	37.9	37.1	Rebounds per game	34.7	34.7
Rebounding margin	+0.9	-	Rebounding margin	0.0	-
ASSISTS	471	398	Assists	475	416
Assists per game	15.2	12.8	Assists per game	15.3	13.4
TURNOVERS	348	358	Turnovers	376	320
Turnovers per game	11.2	11.5	Turnovers per game	12.1	10.3
Turnover margin	+0.3	-	Turnover margin	-1.8	-
Assist/turnover ratio	1.4	1.1	Assist/turnover ratio	1.3	1.3
STEALS	196	195	Steals	160	235
Steals per game	6.3	6.3	Steals per game	5.2	7.6
BLOCKS	82	110	Blocks	122	90
Blocks per game	2.6	3.5	Blocks per game	3.9	2.9

No. 11 Seed Penn State Nittany Lions			No. 14 Seed Michigan Wolverines			
2023-24 Team Statistics (Record: 15-16, 9-11 Big Ten)			2023-24 Team Statistics (Record: 8-23, 3-17 Big Ten)			
Category	PSU	OPP	Category	MICH	OPP	
Scoring	2353	2304	Scoring	2277	2462	
Points per game	75.9	74.3	Points per game	73.5	79.4	
Scoring margin	+1.6	-	Scoring margin	-6.0	-	
Field goals-att	820-1846	812-1774	Field goals-att	809-1811	908-1941	
Field goal pct	.444	.458	Field goal pct	.447	.468	
3 point fg-att	241-720	181-590	3 point fg-att	251-692	227-632	
3-point FG pct	.335	.307	3-point FG pct	.363	.359	
3-pt FG made per game	7.8	5.8	3-pt FG made per game	8.1	7.3	
Free throws-att	472-636	499-650	Free throws-att	408-581	4	19-577
Free throw pct	.742	.768	Free throw pct	.702	.726	
F-Throws made per game	15.2	16.1	F-Throws made per game	13.2	13.5	
Rebounds	994	1135	Rebounds	1092	1085	
Rebounds per game	32.1	36.6	Rebounds per game	35.2	35.0	
Rebounding margin	-4.5	-	Rebounding margin	+0.2	-	
Assists	396	456	Assists	385	420	
Assists per game	12.8	14.7	Assists per game	12.4	13.5	
Turnovers	346	457	Turnovers	399	296	
Turnovers per game	11.2	14.7	Turnovers per game	12.9	9.5	
Turnover margin	+3.6	-	Turnover margin	-3.3	-	
Assist/turnover ratio	1.1	1.0	Assist/turnover ratio	1.0	1.4	
Steals	264	186	Steals	129	238	
Steals per game	8.5	6.0	Steals per game	4.2	7.7	
Blocks	100	95	Blocks	111	118	
Blocks per game	3.2	3.1	Blocks per game	3.6	3.8	

BIG TEN TOURNAMENT HISTORY

Nebraska is 5-12 all-time in the Big Ten Tournament, as the tournament makes its first ever trip to Minneapolis. The Huskers are seeking their first win in the Big Ten Tournament since 2019. That season, the Huskers reached the quarterfinals following wins over Rutgers and Maryland.

- The Huskers look to snap a five-game losing streak in the Big Ten Tournament dating back to 2019.
- The Huskers have reached the quarterfinals four times before this season (2014, 2016, 2018 and 2019).
- NU is 0-1 vs. Michigan (2018), 0-1 vs. Indiana (2020) and 0-3 against Penn State (2015, 2017 and 2021).
- Nebraska is looking to make its first-ever Big Ten semifinal and first conference semifinal since 2006.

CAREER TOTALS AT BIG TEN TOURNAMENT

Player	GP-GS	Min	Avg FG-FGA	Pct	3FG-FGA	Pct	FT-FTA	Pct	Off	Def	Tot	Avg	PF-FO	A	TO	Blk	Stl	Pts	Avg
Tominaga	2-1	37-18.5	8-14	.571	2-6	.333	5-5	1.000	1	2	3	1.5	1-0	0	1	0	0	23	11.5
Wilcher	2-1	40-20.0	3-9	.333	1-5	.200	1-1	1.000	0	0	0	0.0	7-0	2	0	0	2	8	4.0
Holberg	1-0	18-18.0	1-1	1.000	0-0	.000	0-0	.000	0	0	0	0.0	4-0	1	0	0	2	2	2.0
Lawrence	1-1	36-36.0	4-10	.400	3-6	.500	1-2	0.500	1	2	3	3.0	2-0	2	2	0	0	12	12.0

9.4

NU leads the Big Ten with 9.4 3-pointers per game as of March 11, an average which is on pace to challenge the single-season school record for 3-pointers per game (9.5/gm, 2001-02). The Huskers are 10-4 this season when hitting at least 10 3-pointers.

WORTH NOTING

• Nebraska's 22 wins this season are the most by Nebraska since the 2017-18 campaign and ties for second on Husker single-season charts. The 2023-24 Huskers can move into sole possession of second place with a win in their Big Ten Tournament opener.

• Nebraska has increased its win total in each of the past three years, marking the first time NU has done that since the mid-1960s (1963-64 to 1965-66). According to BTN Research, Nebraska is one of four teams nationally and the only team in a power conference to improve its win total by at least six games in each of the past two seasons (as of March 11). The others are James Madison, Lamar and South Florida.

In addition, the Huskers have also improved their conference win percentage in each of the past four seasons, culminating with a 12-8 mark in 2023-24.

• Nebraska now has 14 seasons with at least 20 wins in school history. The 2023-24 campaign marks just the seventh time in school history that NU has won at least 20 games during the regular season (also 1919-20, 1965-66, 1977-78, 1990-91, 1992-93, 2017-18).

• Nebraska is one of 26 teams nationally that ranks in the top 50 both in offensive and defensive efficiency in KenPom as of March 11. Purdue is the only other Big Ten team in the top 50 in both categories. It marks the first time that Nebraska has been ranked in the top 50 of offensive and defensive efficiency in the KenPom era (1996-97).

• Nebraska has another opportunity to snap another losing streak on Friday night. NU is looking for its first Big Ten Tournament win since 2018, as the Huskers have dropped their last five conference tournament contests. The 2023-24 season has featured the end of several streaks, most recently the program's first-ever win in Ann Arbor. Already this season, NU snapped five losing streaks of at least seven games: Michigan State (11 games); Michigan (eight games); Kansas State (seven games); Indiana (seven games) and Northwestern (seven games).

• Over the past two seasons, NU has won 21 conference games, the highest two-year total since the 1965-66 and 1966-67 teams won 22 conference tilts. The last two seasons under Fred Hoiberg mark just the fourth time in school history that Nebraska has won 20 or more conference games in a two-year span.

• The 2023-24 season marks just the fourth time in school history that both the Husker men and women have won 10-or-more conference games, as the Husker women went 11-7 in Big Ten action. The others took place in 2017-18 (Big Ten), 2013-14 (Big Ten) and 1997-98 (Big 12).

• The Huskers finished the regular season with an 18-1 record inside Pinnacle Bank Arena, setting a single-season mark for home wins in a season. The .947 mark is NU's best home mark by winning percentage since 1965-66. NU went a perfect 10-0 at home in Big Ten play, marking the third time NU has posted an unblemished home conference mark since World War II (also 1965-66, 2017-18). All of the other seasons with a perfect conference record were between 1908 and 1921.

• The 2023-24 season marks the first time that both the Husker men's and women's programs won at least 22 games in the same season. The Husker women are currently 22-11 following a runner-up finish at the Big Ten Tournament last weekend. This is the sixth time in school history that both the Husker men and women win 20+ games in the same season (1992-93; 1997-98; 1998-99; 2007-08 and 2017-18).

• Nebraska enters the Big Ten Tournament averaging 76.8 points per game to rank fourth in the Big Ten in scoring offense as of March 11. It is an increase of nearly nine points per game from last year and NU's highest scoring average since 1995-96 (80.2 ppg).

NU has jumped from 149th to 42nd nationally in offensive efficiency in KenPom as of March 11. NU's highest average since joining the Big Ten is 73.3 points per game in 2021-22.

Most Single-Season Wins

No.	Wins	Year
1.	26	1990-91
2.	22	2023-24
	22	2017-18
	22	1982-83
	22	1977-78
	22	1919-20

Season Highlights at a Glance

- Second in school history in both total wins (22) and conference wins (12)
- 14th 20-win season in school history
- Best conference finish since 1992-93
- School record for home wins (18)
- First winning Big Ten record since 2018
- First win over AP No. 1 team since 1982
- Two wins over top-10 teams for 6th time in school history (No. 1 Purdue; No. 6 Wisconsin)
- 10-1 mark in non-con. for first time since 2018-19
- 7-game win streak, longest since 2010-11
- First win over Michigan State since 2016
- First win over Kansas State since 2009
- First road win over K-State since 2006
- First win over Indiana since 2019
- First win over Northwestern since 2019
- First win over Michigan since 2018
- First road win ever at Michigan
- First season sweep of Indiana since 2013-14
- First ever season sweep of Michigan

Most Conference Wins in Two-Year Span

No.	Wins	Years (Wins)
1.	22	1965-66 (12); 1966-67 (10)
2.	21	2022-23 (9); 2023-24 (12)
	21	1923-24 (10); 1924-25 (11)
4.	20	1997-98 (10); 1998-99 (10)

Most Conference Wins in a Season

No.	Wins	Year	Conference
1.	13	2017-18	Big Ten
2.	12	2023-24	Big Ten
	12	1965-66	Big Eight
	12	1915-16	Missouri Valley

Best Home Mark by Pct. (min 10 games)

No.	Season	Record	Pct
1.	1965-66	11-0	1.000
	1920-21	10-0	1.000
	1912-13	10-0	1.000
4.	2023-24	18-1	.947
5.	1982-83	17-1	.944

More Offensive In 2023-24

Category	22-23	23-24
Record	16-16	22-9
Points per Game	68.0	76.8
FG Pct.	.457	.450
3-Pt Pct.	.326	.357
FT Pct.	.641	.754
3 Pt/Gam	6.7	9.4
KenPom Effic.	149th	42nd

RECORD AT PINNACLE BANK ARENA

Season	Wins	Losses	Pct.
2013-14	15	1	.938
2014-15	10	6	.625
2015-16	10	8	.556
2016-17	8	8	.500
2017-18	16	1	.941
2018-19	13	5	.722
2019-20	5	11	.313
2020-21	6	9	.400
2021-22	7	11	.368
2022-23	11	4	.733
2023-24	18	1	.947
Totals	119	66	.643

2023-24 MISC. STATS

TEAM LEADERS

Double-Figure Scoring Games: Williams (22); Mast (19); Tominaga (19); Wilcher (12); Gary (15) Lawrence (9); Allick (10); Rice (3); Hoiberg (1)

10+ Rebounding Games: ... Mast (7); Gary (5); Williams (2); Allick (1)

10+ Assist Games: N/A

Double-Doubles: Mast (6); Gary (5); Williams (1); Allick (1)

Triple-Doubles: N/A

20-Point Games: Tominaga (6); Mast (4); Gary (3); Williams (2); Wilcher (1)

30-Point Games: Mast (1); Tominaga (2)

Games Leading NU in Scoring: * Tominaga (11), Mast (6); Wilcher (5); Gary (4); Williams (3); Hoiberg (1); Allick (2); Lawrence (1)

Games Leading NU in Rebounding: * Mast (13); Williams (8); Allick (8); Gary (6); Hoiberg (3); Lawrence (2);

Games Leading NU in Assists: * Lawrence (12); Williams (10); Mast (6); Coleman (3); Tominaga (3); Hoiberg (3); Allick (1);

Games Leading NU in Blocks: * Williams (9); Gary (9); Mast (9); Wilcher (3); Hoiberg (2); Allick (6); Coleman (1); Diop (2); Rice (2); None (4)

Games Leading NU in Steals: Williams (9); Hoiberg (7); Lawrence (7); Tominaga (6); Gary (7); Wilcher (5); Allick (3); Mast (2); Rice (1)

HUSKER DOUBLE-DOUBLES IN 2023-24

Player	Opponent	Totals
Mast	Florida A&M	20 pts./16 reb.
Mast	Rider	12 pts./13 reb.
Mast	vs. Oregon State	15 pts./13 reb.
Mast	at Kansas State	19 pts./12 reb.
Mast	Ohio State	34 pts./10 reb.
Mast	at Ohio State	14 pts./12 reb.
Gary	vs. Oregon State	12 pts./10 reb.
Gary	at Kansas State	13 pts./18 reb.
Gary	North Dakota	12 pts./12 reb.
Gary	at Illinois	12 pts./11 reb.
Gary	Rutgers	15 pts./11 reb.
Williams	at Northwestern	13 pts./10 reb.
Allick	Rutgers	10 pts./12 reb.

HUSKER DOUBLE-DOUBLES BOARD

Player	2023-24	at Neb	Career*
Mast	6	6	26
Allick	1	1	12
Gary	5	6	8
Williams	1	1	5
Keita	0	1	1
Coleman	0	0	2
Totals	12	15	54

24

Nebraska has won 24 straight games when out-rebounding its opponent dating back to Nov. 27, 2022, against Florida State. The Huskers are a perfect 15-0 this season when out-rebounding foes.

2023-24 MBB QUICK FACTS

Location	Lincoln, Neb.
Founded	1869
Enrollment	23,600 (Fall 2023)
Nickname	Cornhuskers, Huskers
Colors	Scarlet & Cream
Affiliation	NCAA Division I
Conference	Big Ten Conference
Home Arena	Pinnacle Bank Arena
Capacity/Year Opened	15,000/2013
Chancellor	Rodney Bennett
Faculty Rep.	Scott M. Fuess Jr.
Vice Chancellor, Director of Athletics	Trev Alberts
Athletic Dept. Phone	(402) 472-4224
Assistant A.D./Ticketing	Holly Adam
Ticket Office Phone	(402) 472-3111 or 1-800-8BIGRED
Website	Huskers.com

BASKETBALL HISTORY

First year of basketball	1896-97
Regular-season conference titles (last)	7 (1950)
Postseason conference titles (last)	1 (1994)
All-time postseason appearances	26
All-time postseason record	24-25
NCAA Appearances (last)	7 (2014)
NIT Appearances (last)	19 (2019)

BASKETBALL STAFF

Head Coach	Fred Hoiberg (5th season)
Alma Mater (Year)	Iowa State (1995)
Assistant Coaches	Adam Howard (2nd season)
	Nate Loenser (3rd season)
	Ernie Zeigler (2nd season)
Director of Men's Basketball Strength and Conditioning	
	Kurt Joseph
Director of Basketball Strategies & Business Operations	
	Luca Virgilio
Asst. Director of Operations	Sheryl Burbach
Director of Player Development	Emmanuel Tommy
Video Coordinator	Michael Bania
Recruiting Coordinator	Padyn Borders
Graduate Managers	Nihilo Ibarra, Justin Moore, Joey St. Pierre
Athletic Trainer	Andrew McCabe
Equipment Manager	Pat Norris

2023-24 TEAM INFORMATION

2022-23 Record	16-16 (11-4 H, 4-9 A, 1-3 N)
Big Ten Record (Finish)	9-11 (t-11th)
Big Ten Championship	0-1, lost to Minnesota, 78-75
Postseason	None
Starters Returning/Lost	3/3
Lettermen Returning/Lost	7/6
Scholarship Newcomers	7

COMMUNICATIONS INFORMATION

Associate A.D./Communications	Keith Mann
Office Phone	(402) 472-2263
Sr. Assoc. Director/MBB Contact	Shamus McKnight
Office/Cell Phone	(402) 472-7772 / (402) 540-0268
E-Mail	smcknight@huskers.com
Press Row Phone	(402) 904-5925
Communications Mailing Address	P.O. Box 880123, 800 Stadium Drive, Lincoln, NE 68588-0123

MEDIA WEBSITE

Media can access Nebraska's media site for headshots, the digital media guide, press conference videos and more.

Huskers.com/media

21

Nebraska has won its 21 games dating back to last season when holding an opponent to 70 points or less. This season, NU is 17-0 following the win over Michigan on March 10.

- Nebraska leads the Big Ten and ranks 28th nationally with 9.4 3-pointers per game as of March 11. The Huskers broke the single-season record for 3-pointers in a season at Ohio State on Feb. 29, and now have 290 3-pointers. The previous mark was 270, which was set in 36 games in 2018-19.
- The Huskers have been one of the most consistent teams in the Big Ten for the last year. NU is 28-12 over the last 39 games dating back to Feb. 1, 2023, which ranks second only to Purdue in the Big Ten in winning percentage in that span.
- Nebraska has two top-10 wins for the first time since 2013-14 and the sixth time in school history (2023-24, 2013-14, 1993-94, 1991-92, 1990-91 and 1957-58). The 1957-58 team was coached by Jerry Bush, the grandfather of current Husker Head Coach Fred Hoiberg.

• Nebraska enters the Big Ten Tournament ranked fourth in the Big Ten in free throw shooting at 75.4 percent. It is on pace to be one of NU's highest season percentages in school history and the highest since the 2011-12 team set a school record with a .766 free throw percentage.

• The Huskers are 25-6 under Fred Hoiberg when scoring at least 80 points, including 20-3 over the last three seasons. All three losses have come in overtime (104-100 in 4OT at NC State on Dec. 1, 2021; 87-82 in OT at Rutgers on Jan. 17, 2024; 87-84 at Illinois on Feb. 4, 2024). NU had won its last 17 games when reaching the 80-point plateau before the OT loss at Rutgers.

• Nebraska's bench has provided a spark, averaging a conference-best 21.9 points per game as of March 11. NU has had 25 double-figure efforts from its bench this season, including eight times where a reserve led NU in scoring (Wilcher-5; Hoiberg-1; Gary-1; Allick-1).

• A few Huskers are approaching milestones heading into Friday's Big Ten Tournament opener. **Keisei Tominaga**: Has 65 3-pointers this season and is two shy of 10th place on NU's single-season list...he is also five 3-pointers away from being the ninth Husker to have at least 70 3-pointers in a season...Tominaga is also 42 points away from tying Herschell Turner for 30th on NU's career scoring list. **C.J. Wilcher**: Is three 3-pointers from tying Cookie Belcher for 10th on NU's career 3-point chart (146). **Brice Williams**: Is 14 points away from 1,200 for his career. **Rienk Mast**: Needs 30 points to reach 1,400 points for his career and is 18 shy of 900 career rebounds.

• Nebraska Head Coach Fred Hoiberg returns to Minneapolis, where he spent two seasons with the Minnesota Timberwolves (2003-05) before joining the Timberwolves front office for five seasons (2005-10). Hoiberg helped the Timberwolves to 58 wins and the Western Conference Finals in 2003-04 and led the NBA in 3-point shooting his final season with Minnesota.

• NU Strength Coach Kurt Joseph worked with the Minnesota Timberwolves for two-plus seasons before taking the Nebraska job in April of 2021.

FOUR HUSKERS HONORED BY THE BIG TEN

A quartet of Huskers were recognized for their efforts during the 2023-24 season, as the Big Ten Conference announced its annual awards Tuesday morning. Nebraska Head Coach Fred Hoiberg shared Big Ten Coach-of-the-Year honors, while Keisei Tominaga and Rienk Mast earned All-Big Ten recognition. Josiah Allick rounded out the honorees, as he was tabbed as Nebraska's sportsmanship honoree.

It marks the first time in the Big Ten era that Nebraska had multiple players on the top-three teams of conference voting. The last time it occurred for the Huskers was in 1998-99 when Big 12 Player of the Year Venson Hamilton was a first-team honoree, while Cookie Belcher was a third-team selection.

Hoiberg shared the coach-of-the-year honors with Purdue's Matt Painter, as the two tied in voting by both the media and coaches. Hoiberg guided the Huskers to 22 wins during the regular season, the second-highest total in school history, while the Huskers' third-place finish in the Big Ten is the program's best since joining the conference, and best by Nebraska since 1992-93. Hoiberg is the Huskers' first Big Ten Coach of the Year since Tim Miles was tabbed by the conference coaches in 2014 and fifth NU head coach to earn conference accolades. The award marks the second time that Hoiberg has received a coach-of-the-year, as he was named Big 12 Co-Coach of the Year in 2012 with Kansas' Bill Self.

Tominaga earned All-Big Ten recognition for the second straight season, as he was a second-team honoree from the coaches and a third-team selection from the media. An honorable-mention pick in 2023, he led Nebraska and ranked among the Big Ten leaders in scoring (15.1, 15th), 3-pointers per game (2.4, fifth) and field goal percentage (.467, ninth), while also shooting 91.7 percent from the line in Big Ten action. He recorded four of his six 20-point games during Big Ten action, including a 31-point effort at Illinois and a 30-point performance in the regular-season finale at Michigan.

Team Single-Season 3-Point Chart

No.	Year	3-Pt.
1.	2024	290
2.	2019	270
3.	2002	267

Best Records in B1G since Feb. 1, 2023

No.	Team	Record	Pct.
1	Purdue	36-8	.818
2	Nebraska	28-12	.700
3	Illinois	27-15	.643
4	Northwestern	28-16	.636
5	Indiana	26-18	.591

H/T - barttorvik.com (as of 3/11/24)

Best Single-Season FT Pct.

No.	Year	Pct.
1.	2011-12	.766
2.	1967-68	.765
-	2023-24	.754
3.	1980-81	.750

NU Career Scoring List

No.	Player	Points
29.	Cary Cochranx	1,081
30.	Herschell Turner	1,056
31.	Keisei Tominaga	1,012
32.	Mikki Moore	986

8


Nebraska is one of eight teams in the country to have at least five 1,000-point scorers on its roster. The group includes Josiah Allick, Jarron Coleman, Rienk Mast, Keisei Tominaga and Brice Williams. St. John's with six is the only program with more 1,000-point scorers (six) on its roster.

A RED LETTER DAY: HUSKERS KNOCK OFF NO. 1 PURDUE

The 88-72 win over No. 1 Purdue on Jan. 9 marked Nebraska's fourth all-time win against a No. 1 team and first since a 67-51 win at Missouri on Feb. 6, 1982.

Program Wins vs. No. 1		
Date	Opponent	Score
3/3/1958	Kansas State	W, 55-48
12/12/1964	Michigan	W, 74-73
2/6/1982	at Missouri	W, 67-51
1/9/2024	Purdue	W, 88-72

- The Huskers' other wins against No. 1 teams came in 1958 (Kansas State) and Michigan (1964).
- Nebraska snapped an 11-game losing streak against AP No. 1 teams dating back to 1982.
- Of Nebraska's four all-time wins against No. 1 teams, Fred Hoiberg's family has been part of two of them. His grandfather, Jerry Bush, coached the Huskers to their 1958 win over No. 1 Kansas State.
- The win over Purdue was NU's 25th all-time win against a top-10 team in program history.
- Nebraska has now beaten at least one top-10 team in each of the past three seasons, the first time that has happened since NU knocked off top-10 teams in four consecutive seasons (1990-91 to 1993-94) under Danny Nee.
- With Nebraska and Creighton both knocking off No. 1 teams, it marks the first time since 2019-20 that two teams from the same state knocked off No. 1 teams (Stephen F. Austin/Duke and Texas Tech/Louisville).
- It's the first time ever that two different schools from the same state beat the number 1 team by 15+ points in the same season.



Mast, a third-team honoree by the media and a honorable-mention choice by the media, picks up the third conference honor of his college career as he earned All-Missouri Valley Conference honors in 2022 and 2023. This season, he averaged 11.9 points, 6.8 rebounds and 3.1 assists per game in Big Ten action, ranking among the conference leaders in rebounding (11th), assists (13th), assist-to-turnover ratio (12th) and blocked shots (0.7, 22nd). He posted 11 double-figure efforts including a 34-point 10-rebound effort against Ohio State and 20 points and eight boards at Illinois. Three of Mast's four 20-point games were in Big Ten action.

Allick is honored for his contributions on and off the court, as he is active in the Huskers' Life Skills program and has been a leader for one of the most successful teams in program history.

The Lincoln North Star product averaged 7.0 points on 59 percent shooting and 4.8 rebounds per game in Big Ten action. He had five double-figure efforts in conference play, highlighted by a 16-point effort against Michigan on Feb. 17 and his first double-double of the season against Rutgers with 10 points and a season-high 12 rebounds.

FINDING BALANCE

Nebraska has relied on its depth and a balanced attack with four players averaging double figures and three others averaging at least 6.6 points per contest.

- Nebraska has one player in the top 25 of the Big Ten in scoring (Keisei Tominaga, 17th) but four players averaging between 11.9 and 14.6 points per game.
- The Huskers have battled through injuries during the season, as only four players - Brice Williams, Jamarques Lawrence, Sam Hoiberg and C.J. Wilcher - have played in all 31 games this season. Williams is the only Husker who has started every game this season.
- Nine different players reached double figures this season, and the Huskers have had eight different leading scorers.
- Five players have had 20+ points in a game this year, while both Rienk Mast and Keisei Tominaga have posted 30-point contests.
- Eight players are averaging at least 18 minutes per game while no Husker ranks in the top 25 of the Big Ten in minutes per game. Rienk Mast is the only Husker who averages at least 30 minutes per game.
- NU has gotten at least one double-figure effort from its bench in 24 of 31 contests, as Nebraska leads the Big Ten in bench scoring (21.9 ppg).
- The Huskers had a season-best six players in double figures in the win over North Dakota on Dec. 20 and four other games with five double-figure scorers.

DEFENSE KEYS LATE-SEASON SURGE

Nebraska's success during the second half of Big Ten play has been because of its work on the defensive end of the court.

- Since Feb. 1, Nebraska is second nationally in defensive efficiency according to BartTorvik.com, trailing only Iowa State in that metric.
- For the season, Nebraska is currently ranked 26th nationally in defensive efficiency in KenPom after ranking 69th (2022-23) and 178th (2021-22).
- The Huskers have held their last 11 opponents to under 43 percent shooting dating back to Jan. 29, and has held six of the last seven opponents to 70 points or less.
- In Big Ten play, NU held opponents to a league-low .416 shooting percentage, marking the first time that Nebraska has led the Big Ten in field goal defense.

Defensive Strides

Category	First 10	Last 10
Opp PPG	76.8	67.6
Opp FG Pct.	.451	.382
3 Pt Pct.	.403	.290

.939

C.J. Wilcher's free throw percentage this season, as he has hit 31 of 33 from the foul line. Wilcher was a perfect 23-of-23 in Big Ten play and has hit 28 straight free throws dating back to Nov. 9.

HUSKERS IN THE PROS

A total of 23 former Huskers are playing professionally around the world during the 2023-24 season.

NBA/G LEAGUE

Player (Years at NU)	Team
Dalano Banton (2020-21)	Portland Trail Blazers
Bryce McGowens (2022)	Charlotte Hornets
Isaiah Roby (2017-19)	Westchester Knicks/G League
Trey McGowens (2020-22)	College Park Skyhawks /G League

HUSKERS PLAYING OVERSEAS

Player (Years at NU)	Country
Sek Henry (2007-10)	Turkey
Caleb Walker (2011-12)	France
Jorge Brian Diaz (2010-12)	Puerto Rico
Ray Gallegos (2010-14)	Mexico
Shavon Shields (2013-16)	Italy
Leslee Smith (2014-15)	England
Tai Webster (2014-17)	Australia
Jack McVeigh (2016-18)	Australia
Anton Gill (2017-18)	Colombia
Glynn Watson Jr. (2016-19)	Germany
James Palmer Jr. (2018-19)	Turkey
Isaac Copeland Jr. (2018-19)	Saudi Arabia
Dachon Burke Jr. (2019-20)	Lithuania
Matej Kavas (2020)	Austria
Thorir Thorbjarnarson (2018-21)	Iceland
Shamiel Stevenson (2020-21)	Hungary
Kobe Webster (2021-22)	Serbia
Lat Mayen (2021-22)	Australia
Alonzo Verge Jr. (2022)	Qatar
Sam Griesel (2023)	Germany
Emmanuel Bandoemel	Denmark

**MCGOWENS HELPS USA TO GOLD**

Former Nebraska men's basketball player Trey McGowens earned a gold medal this past October, leading Team USA to a gold medal in the FIBA 3x3 U23 World Cup in Lublin, Poland.

McGowens, who played at Nebraska for two seasons (2020-22), was named MVP of the Tournament and named to the Team of the Tournament, as the United States went 7-0. McGowens, who played for the Long Island Nets in the NBA G League last season, led all tournament players with 54 points during the competition.

At Nebraska, McGowens was a two-year starter for the Huskers (2020-22). He averaged 9.2 points, 4.0 rebounds, 2.0 assists and 1.5 steals per game at NU while he was often assigned to the opponent's top perimeter scoring threat.

HUSKER FAMILY TIES

Several members of the 2023-24 Huskers have family members who have played basketball at the college or professional levels. The list is led by Fred Hoiberg, who played in the NBA for a decade after a standout career at Iowa State. In addition, Ramel Lloyd was a Parade All-American who scored over 1,600 points at the college level at Syracuse and Long Beach State, while Henry Williams scored a school-record 2,383 points at Charlotte and his number 34 jersey was retired by the school.

Player	Relative	College (Sport)
Josiah Allick	Rebekah (Sister)	Nebraska (VB)
	Bill Ziegelbein (Stepfather)	Nebraska (FB)
	Colleen Ziegelbein (Mother)	NW Missouri St. (WBB)
	Melvin (Father)	UNLV (Swimming)
Sam Hoiberg	Fred (Father)	Iowa State/NBA (MBB)
	Jack (Brother)	Michigan St./UT-Arlington (MBB)
Keisei Tominaga	Hiroyuki (Father)	Japan National Team (MBB)
Ramel Lloyd Jr.	Ramel Sr. (Father)	Syracuse/Long Beach St. (MBB)
Ahron Ulis	Tyler (Brother)	Kentucky/NBA (MBB)
C.J. Wilcher	Sergio (Father)	Morgan State (MBB)
Brice Williams	Simeon (Brother)	St. John's (MBB)
	Henry (Father)	Charlotte (MBB)

LARGEST COMEBACKS (BIG ERA)

Nebraska matched its largest comeback of the Big Ten era against Wisconsin on Feb. 1, overcoming a 19-point deficit. Here are NU's largest comebacks since joining the Big Ten in 2011-12.

Year	Opponent	Deficit
2012-13	Iowa	19
2023-24	Wisconsin	19
2022-23	Wisconsin	17
2018-19	Iowa	16
2013-14	Indiana	16
2014-15	Omaha	16

HOIBERG'S HUSKER TIES

While Fred Hoiberg grew up in Ames and played his high school (Ames High School) and college basketball (Iowa State) there, he was born in Lincoln and has numerous ties to the city and to the University of Nebraska.

- Fred's father (Eric) and mother (Karen) both earned their undergraduate degrees from Nebraska in 1966. In fact, Eric earned his undergraduate degree, Master's degree, and Ph.D. in sociology from the university.
- His maternal grandfather was former Husker basketball coach Jerry Bush. Known as the "Big Bear of the Coliseum," Bush guided NU from 1955 to 1963, and directed two of the greatest upsets ever – a 43-41 victory over No. 4 Kansas and Wilt Chamberlain, and a 55-48 victory over No. 1 Kansas State and Olympian Bob Boozer during the 1957-58 campaign.
- His paternal grandfather (Otto) received his Master's Degree and Ph.D from Nebraska. He joined the faculty of the University of Nebraska in 1948, where he taught sociology and served as director of the community development program in the University of Nebraska Extension Division.
- Fred's son (Sam) is in his third season on the Husker basketball team after walking on. Fred and Sam are one of 25 father-son duos in Division I this season.

2 Rienk Mast became only the second Husker in the last 25 years to post a 30-point, 10-rebound game with his performance against Ohio State on Jan. 24. He joined Aleks Maric, who accomplished the feat four times in his career from 2005 to 2008.

TOMINAGA REPEATS AS ALL-BIG TEN

Nebraska features one of college basketball's top shooters in All-Big Ten guard Keisei Tominaga. The senior leads Nebraska in scoring at 14.6 points per game, while topping NU in 3-pointer (65) and shooting 37 percent from long distance and 88 percent from the foul line. He has been in double figures 19 times, including six 20-point efforts and a pair of 30-point contests.

- He is climbing NU's career 3-point list, as he ranks eighth with 167, as every player above him played four seasons with Nebraska. He is also 18 points away from reaching 1,000 points in his career. He would become the 31st player in school history to reach 1,000 career points.
- Tominaga posted his second 30-point game of the year at Michigan on March 10, finishing with 30 points while tying career highs in field goals (12), 3-pointers (five) and rebounds (six). He had 23 of his 30 points in the first half against the Wolverines.
- Tominaga also became the 31st Husker to score 1,000 career points at Nebraska, and the first in Fred Hoiberg's five seasons at NU.
- After missing the first two games of the year with a sprained ankle, Tominaga went 0-for-3 from the foul line against Stony Brook on Nov. 15. Since then, he is 65-of-71 from the line (.915).
- He posted his fifth 20-point game of the season with 20 points, three assists and three rebounds at Indiana on Feb. 21. Tominaga had 18 of his 20 points in the first half, as Nebraska raced out to a 51-31 lead.
- He had a career-high 31-point effort at Illinois on Feb. 4, which included going 5-of-7 from 3-point range and a perfect 8-of-8 from the foul line.
- Against No. 1 Purdue, Tominaga hit a season-high five 3-pointers as part of a 19-point outburst. In addition, he matched a career high with four assists.
- Tominaga had a 28-point effort against Indiana on Jan. 4, hitting 9-of-15 shots from the field and scoring 18 of his 28 points after halftime.
- Tominaga had nine points and set career highs in both assists (four) and steals (five) at Kansas State on Dec. 17. The five steals were the most by a Husker since Sam Griesel had five steals at Penn State in January of 2023.
- He had a perfect shooting performance against Cal State Fullerton on Nov. 26, as he went 5-of-5 from the field, including 3-of-3 from 3-point range, and 4-of-4 from the foul line. Prior to Tominaga, the last player to have at least 15 points on a perfect shooting night was David Rivers at Michigan State on Jan. 13, 2013 (8-8 FG, 1-1 3Pt, 1-1 FT).

NU Career 3-Point Chart		
No.	Player	3-pointers
5.	Jaron Boone (1993-96)	181
6.	Erick Strickland (1993-96)	179
7.	Brian Conklin (2001-04)	176
8	Keisei Tominaga (2022-pres.)	167

Multiple 30-Point Games (Big Ten Era)		
No.	Player	30+ Point Games
1.	James Palmer Jr.	4
2.	Keisei Tominaga	3
	Terry Petteway	3
	Shavon Shields	3
5.	Andrew White II	2

MAST ANCHORS HUSKER POST

Rienk Mast has been one of the Big Ten's top transfers this season, earning all-conference recognition, as he averages 12.7 points, 7.8 rebounds and 3.0 assists per game. Mast currently is second in scoring and tops the Huskers in both assists and rebounds.

- Mast is the second straight Husker post player to earn All-Big Ten honors, joining Derrick Walker in 2023. It is the third straight conference honor for Mast, who was a first-team All-Missouri Valley pick in 2022 and 2023.
- According to sports-reference.com, Mast is one of 21 Division I players nationally to average at least 12.5 points, 7.5 rebounds and 2.5 assists per game as of March 11. Mast is the only player in the Big Ten this season and one of five power conference players reaching those plateaus. Over the last five seasons, Mast is one of four players to reach those plateaus, joining Indiana's Trayce Jackson-Davis (2022-23), Ohio State's E.J. Liddell (2021-22) and Michigan State's Xavier Tillman (2019-20).
- Mast's 7.8 rebounds per game rank fifth in the Big Ten and is on track to be the most rebounds per game by a Husker since 2007-08 (Aleks Maric, 10.2).
- His six double-doubles are the most by a Husker since Aleks Maric had 15 during the 2007-08 season, as Mast and Maric are the only Huskers in the last two decades with at least six double-doubles in a season. Mast now has 26 career double-doubles, including his tenure at Bradley.
- Mast posted his fourth 20-point game of the year in the overtime loss at No. 14 Illinois on Feb. 4, finishing with 21 points, including four 3-pointers, and six rebounds.
- His effort keyed the win over No. 6 Wisconsin on Feb. 1, finishing with 20 points and eight rebounds.
- He had the best game of his career against Ohio State on Jan. 23, setting highs in points (34), field goals (13) and 3-pointers (six) while adding 10 rebounds, four assists and two blocked shots.
- His performance against OSU was the first 30-point, 10-rebound game was the first by a Husker since 2008. Mast, Maric and Eric Piatkowski are the only Huskers with 30-point, 10-rebound games in the last 30 years.
- He keyed Nebraska's upset of No. 1 Purdue with 18 points, including 14 in the first half while helping limit Zach Edey to 15 points.
- Against Florida A&M on Nov. 9, he became the first Husker in the Big Ten era (2011-12 to present) to have a game with at least 20 points and 15 rebounds, and first since Aleks Maric in 2008.

Filling Walker's Void			
Player	PPG	RPG	APG
Walker (2022-23)	13.6	7.1	3.9
Mast (2023-24)	12.7	7.8	3.0

STEADY WILLIAMS IS MR. DO-IT-ALL FOR BIG RED

Junior Brice Williams has been a rock for the Huskers this season. The 6-foot-7 guard is third on the team in scoring at 12.5 points per game. He ranks in the top three of the team in scoring, rebounding, assists and steals and blocks per game while typically guarding the opponent's top guard.

- He comes into the Michigan game shooting 44 percent from the field, 38 percent from 3-point range and 84 percent from the foul line. He tops NU in both free throws made (96) and attempted (115) and is seventh in the Big Ten in free throw percentage (.835).
- Williams has a team-high 23 double-figure games, including a pair of 20-point efforts.
- His effort helped NU top Indiana on Feb. 21 with 18 points and six rebounds in NU's 85-70 win.
- Williams posted his first double-double of the year at Northwestern on Feb. 7 with 13 points and 10 boards.
- He keyed NU's comeback No. 6 Wisconsin on Feb. 1 with 17 points and nine boards, scoring 13 of his 17 in the second half and overtime as Nebraska erased a 19-point deficit.
- Williams had his second 20-point game at Rutgers on Jan. 17 with 22 points, six rebounds and three steals.
- His effort against No. 1 Purdue on Jan. 9 may have been Williams' best all-round effort of the season as he had season bests in assists (nine), rebounds (11) and blocked shots (two).
- His best offensive performance of the year came in NU's win over Oregon State when he had 25 points on 9-of-17 shooting.

Stuffing the Stat Sheet

Category	No.	Tm Rk.
Points/Gm	12.4	3rd
Rebounds/Gm	5.6	3rd
Assists/Gm	2.5	3rd
Steals/Gm	1.1	2nd
Block/Gm	0.6	2nd

GARY RETURNS BETTER THAN EVER

After his 2022-23 season was cut short with a left (non-shooting) shoulder injury that required surgery, Juwan Gary has played the best basketball of his career this season. During his rehab, Gary spent extensive time working on his shooting mechanics and the work has paid off and has expanded his offensive game.

- He is averaging 11.9 points per game on 50 percent shooting. He is second on the team in rebounding (6.2 rpg) and tops NU in both steals (1.1 apg) and blocked shots (0.8 bpg).
- Gary has 15 double-figure games this season after posting 20 in his career entering 2023-24.
- He picked up his fifth double-double of the season in the win over Rutgers on March 3 with 15 points, 11 rebounds and three blocked shots. His five double-doubles is second only to Rienk Mast, who has six.
- He tied or eclipsed his career high in points four times this season, including a trio of 20-point games.
- Gary led Nebraska to a win over Minnesota on Feb. 25 with a career-high 22 points, including a personal best four 3-pointers, and added eight rebounds in the win.
- Gary was dominant in NU's win at Kansas State on Dec. 17 with 13 points and a career-high 18 rebounds, including 11 offensive rebounds. His 18 rebounds broke his previous career high of 11, while his 11 offensive caroms matched the most by a Husker in the Big Ten era.

Juwan Stepping Up Offensively

Category	2022-23	2023-24
PPG	9.5	11.9
RPG	6.5	6.2
FG Pct.	.438	.502
3-Pt. Pct.	.263	.321
FT. Pct.	.621	.662

HUSKER BENCH MAKES MAJOR IMPACT

Nebraska has relied on its bench during the 2023-24 campaign, as the Huskers have battled through numerous injuries. Currently, the trio of C.J. Wilcher, Jamarques Lawrence and Sam Hoiberg have found ways to make impactful plays, helping Nebraska lead the Big Ten in bench scoring (21.9 ppg).

- Wilcher was a strong contender for Big Ten Sixth Man of the Year and enters the Big Ten Tournament averaging 8.1 points per game while shooting 46 percent from the field and 41 percent from 3-point range.
- He ranks second on the team in 3-pointers and has led NU in scoring five times from the bench, including twice in Big Ten action (at Maryland, Wisconsin).
- Wilcher has 11 of his 12 double-figure efforts this season off the bench.
- He has eight double-figure games in Big Ten play, highlighted by a career-high 22 points against No. 6 Wisconsin on Feb. 1. In that game, he single-handedly led NU back scoring 12 of his 16 second-half points in a 20-3 run which nearly wiped out an 18-point deficit.
- Lawrence has thrived in his new role after moving to the bench on Feb. 7, averaging 9.3 ppg on 50 percent shooting, including 50 percent from 3-point range.
- He enjoyed a record-setting performance at Indiana on Feb. 21, scoring a career-high 19 points, including 5-of-5 from 3-point range. He became the fourth player in school history to go 5-of-5 from 3-point range in a game, joining Ryan Anderson (at Rutgers, 12/2/06), Brian Conklin (Missouri, 2/7/04) and Cary Cochran (at Missouri, 1/6/01).
- He tied for team-high honors at Ohio State with 14 points on 5-of-7 shooting and five assists.
- Hoiberg has become an essential member of the Husker bench, as he is averaging 3.5 points, 1.8 assists, 3.0 rebounds and 0.9 steals per game. He is second on the team with 29 steals and has a 2.4-to-1 assist-to-turnover ratio. In conference play, that number jumps to 3.0-to-1 with 42 assists and just 13 turnovers.
- Hoiberg's value has been evident down the stretch, as he has played 20 or more minutes in five of the past six games dating back to Feb. 17. In those games, NU is allowing just 63.0 ppg and holding opponents to 37 percent shooting.

DOUBLE-DIGIT RUNS IN 2023-24

Nebraska has totaled 21 double-figure runs this season, including a 20-0 run against Oregon State on Nov. 18.

Run	Opponent	Time (Half)
20-0	vs. Oregon State	10:54-2:51 (1st)
17-0	Rider	10:19-1:30 (2nd)
13-0	Michigan	15:12-10:54 (1st)
13-0	Michigan	8:51-6:38 (1st)
13-0	Duquesne	13:14-9:38 (2nd)
13-0	Purdue	3:17 (1st) -18:21 (2nd)
12-0	at Kansas State	14:45-5:06 (2nd)
12-0	Florida A&M	15:20-11:31 (1st)
12-0	North Dakota	19:00-15:13 (2nd)
12-0	South Carolina State	20:00-14:03 (1st)
12-0	Wisconsin	12:24-10:48 (2nd)
11-0	at Michigan	15:44-13:26 (2nd)
11-0	at Illinois	3:19-0:03 (2nd)
11-0	Purdue	13:11-11:22 (2nd)
11-0	South Carolina State	13:46-9:34 (1st)
11-0	Indiana	3:48 (1st)-19:51 (2nd)
10-0	at Rutgers	14:49-12:25 (1st)
10-0	Lindenwood	6:29-4:07 (1st)
10-0	Florida A&M	6:29-4:27 (1st)
10-0	Florida A&M	0:47 (1st)-16:02 (2nd)
10-0	South Carolina State	6:20-2:37 (1st)

HUSKER COACHING STAFF

- Nate Loenser begins his third season on the Husker staff. He joined the Husker program after spending five seasons with the Chicago Bulls organization. Loenser was an assistant coach for the Bulls under both Fred Hoiberg and Jim Boylan for three seasons. He also served as the Bulls' video coordinator and head coach of the Windy City Bulls. Loenser worked with Hoiberg at Iowa State for two seasons.
- Adam Howard is in his second year on the coaching staff. He was selected to participate in the 2023 TopConnect Basketball Symposium, an event featuring some of the nation's top assistant coaches. Prior to joining the NU staff, he spent four years at South Alabama, helping the program to 75 wins in that span after the program had seven straight losing seasons. In 2021-22, South Alabama won 21 games, the school's highest total since 2008. Howard also coached at Troy, Tennessee, Southern Miss and Morehead State after playing collegiately at Western Kentucky.
- Ernie Zeigler is also in his second year at Nebraska. He joined the NU staff in August of 2022 after spending six years on Ben Howland's staff at Mississippi State. The Bulldogs had four postseason appearances between 2018-22. Zeigler spent six seasons as the head coach at Central Michigan (2007-12) and previously served stints at UCLA, Pittsburgh, Kansas State, Detroit, and Bowling Green.

WORKING OVERTIME

- Nebraska is 67-56 all-time in overtime games, including a 1-2 mark this season.
- Of the 123 overtime games in program history, 22 games have been at least two overtimes, including a trio of 3 OT games and a pair of quadruple overtime contests.
- The school record for OT games in a season is four set several times, most recently in 2022-23.

9

Nine members of the Husker men's basketball team were named to the NU Scholar-Athlete Honor Roll for the fall semester announced on Feb. 22. The group includes Josiah Allick, Henry Burt, Jeffrey Grace III, Sam Hoiberg, Rienk Mast, Eli Rice, Keisei Tominaga, C.J. Wilcher and Brice Williams.

NEBRASKA BASKETBALL RADIO/TV ROSTER



0 | C.J. WILCHER
Jr. | G | 6-5 | 214



1 | SAM HOIBERG
So. | G | 6-0 | 183



2 | RAMEL LLOYD JR.
RFr. | G | 6-6 | 210



3 | BRICE WILLIAMS
Jr. | G | 6-7 | 213



4 | JUWAN GARY
Jr. | F | 6-6 | 221



5 | AHRON ULIS
Jr. | G | 6-3 | 190



9 | JARRON COLEMAN
Sr. | G | 6-5 | 213



10 | JAMARQUES LAWRENCE
So. | G | 6-3 | 182



11 | ELI RICE
Fr. | G | 6-8 | 213



15 | BLAISE KEITA
Jr. | F | 6-11 | 257



21 | MATAR DIOP
Fr. | F | 6-10 | 213



24 | JEFFREY GRACE III
So. | G | 6-3 | 197



30 | KEISEI TOMINAGA
Sr. | G | 6-2 | 179



31 | CALE JACOBSEN
RFr. | G | 6-4 | 20



35 | HENRY BURT
RFr. | F | 6-7 | 216



51 | RIENK MAST
Jr. | F | 6-10 | 248



53 | JOSIAH ALLICK
Sr. | F | 6-8 | 231



FRED HOIBERG
Head Coach



ADAM HOWARD
Assistant Coach



NATE LOENSER
Assistant Coach



ERNIE ZEIGLER
Assistant Coach




KURT JOSEPH
Director of Men's Basketball Strength & Conditioning



LUCA VIRGILIO
Director of Basketball Strategies & Business Operations



EMMANUEL TOMMY
Director of Player Development



MICHAEL BANIA
Video Coordinator



PADYN BORDERS
Recruiting Coordinator



SHERYL BURBACH
Assistant Director of Basketball Operations



ANDREW MCCABE
Athletic Trainer



PAT NORRIS
Equipment Manager




JAKE BLATTNER
Performance Nutrition Coordinator




MATT THOME
NAPL Director



NIHILO IBARRA
Graduate Manager



JUSTIN MOORE
Graduate Manager



JOEY ST. PIERRE
Graduate Manager



2023-24
Nebraska Roster



BROADCAST NOTES

2023-24 RECORD

22-9/12-8 Big Ten

LAST GAME

Sun., March 10
at Michigan.....W, 85-70

UPCOMING GAMES

Fri., March 15
vs. TBA, BTT.....8 p.m./BTNSat., March 16 (if advance)
vs. TBA, BTT.....2:30 p.m./CBSSun., March 17 (if advance)
vs. TBA, BTT.....2:30 p.m./CBS

HEAD COACH

Fred Hoiberg (Iowa St., 1995)
Nebraska: 62-92 / 5th
Career: 177-148 / 10th

ASSISTANTS

Adam Howard, 2nd season
Nate Loenser, 3rd season
Ernie Zeigler, 2nd season

2023-24 SCHEDULE

NOV

6 Lindenwood.....W, 84-52
9 Florida A&M.....W, 81-54
13 Rider.....W, 64-50
15 Stony Brook.....W, 84-63
18 vs. Oregon State.....W, 84-63
22 Duquesne.....W, 89-79
26 Cal State Fullerton.....W, 85-72

DEC

3 No. 15 Creighton.....L, 60-89
6 at Minnesota *.....L, 65-76
10 Michigan State.....W, 77-70
17 at Kansas State.....W, 62-46
20 North Dakota.....W, 82-75
29 South Carolina State.....W, 91-62

JAN

3 Indiana *.....W, 86-70
6 at No. 21 Wisconsin *.....L, 72-88
9 No. 1 Purdue *.....W, 88-72
12 at Iowa *.....L, 76-94
17 at Rutgers.....L, 82-87 (OT)
20 Northwestern *.....W, 75-69
23 Ohio State *.....W, 83-69
27 at Maryland *.....L, 51-73

FEB

1 No. 6 Wisconsin * W, 80-72 (OT)
4 at No. 14 Illinois * L, 84-87 (OT)
7 at Northwestern *.....L, 68-80
10 Michigan *.....W, 79-59
17 Penn State *.....W, 68-49
21 at Indiana *.....W, 85-70
25 Minnesota *.....W, 73-55
29 at Ohio State *.....L, 69-78

MARCH

3 Rutgers *.....W, 67-56
10 at Michigan *.....W, 85-70
15 Big Ten Quarterfinals
16 Big Ten Semifinals
17 Big Ten Championship Game
*Big Ten Game

C.J. WILCHER (WILL-CHUR)

G / 6-5 / 214 / Jr. / Plainfield, N.J.



	GP/GS	PPG	RPG	APG	SPG	FG%	3PT%	FT%
Season	31/2	8.1	1.5	0.9	0.5	.459	.405	.939
B1G	20/0	8.4	1.4	0.9	0.5	.447	.422	1.000
Career	109/29	7.4	1.9	0.9	0.6	.437	.374	.736

SAM HOIBERG

G / 6-0 / 183 / So. / Lincoln, Neb.



	GP/GS	PPG	RPG	APG	SPG	FG%	3PT%	FT%
Season	31/0	3.5	3.0	1.7	0.9	.374	.326	.694
B1G	20/0	3.0	3.1	2.0	0.9	.333	.280	.792
Career	52/1	3.7	2.5	1.2	0.8	.436	.353	.750

RAMEL LLOYD JR.

G / 6-6 / 210 / Rfr. / Long Beach, Calif.



	GP/GS	PPG	RPG	APG	SPG	FG%	3PT%	FT%
Season	0/0	0.0	0.0	0.0	0.0	.000	.000	.000
B1G	0/0	0.0	0.0	0.0	0.0	.000	.000	.000
Career	0/0	0.0	0.0	0.0	0.0	.000	.000	.000

BRICE WILLIAMS

G / 6-7 / 213 / Jr. / Huntersville, N.C.



	GP/GS	PPG	RPG	APG	SPG	FG%	3PT%	FT%
Season	31/31	12.4	5.6	2.5	1.1	.436	.377	.835
B1G	20/20	12.0	5.7	2.6	1.4	.443	.403	.795
Career	119/58	10.0	4.2	1.2	0.7	.380	.390	.806

JUWAN GARY

(JUH-WAHN) F / 6-6 / 221 / Jr. / Columbia, S.C.



	GP/GS	PPG	RPG	APG	SPG	FG%	3PT%	FT%
Season	25/17	11.9	6.2	1.2	1.1	.502	.321	.662
B1G	17/14	11.5	5.5	1.0	1.1	.507	.292	.653
Career	101/52	7.5	4.5	0.6	0.8	.494	.270	.617

JARRON "BOOGIE" COLEMAN

G / 6-5 / 213 / Sr. / Indianapolis, Ind.



	GP/GS	PPG	RPG	APG	SPG	FG%	3PT%	FT%
Season	11/0	2.5	1.8	2.4	0.3	.235	.190	.636
B1G	2/0	0.0	0.0	0.0	0.0	.000	.000	.000
Career	116/86	10.3	4.2	3.1	0.9	.398	.337	.728

JAMARQUES LAWRENCE

G / 6-3 / 182 / So. / Plainfield, N.J.



	GP/GS	PPG	RPG	APG	SPG	FG%	3PT%	FT%
Season	31/23	6.6	3.3	2.6	0.8	.398	.340	.763
B1G	20/12	7.0	3.1	2.5	0.9	.442	.414	.842
Career	59/35	5.8	2.7	1.8	0.6	.401	.355	.594

ELI RICE

F / 6-8 / 213 / Fr. / Gallatin, Tenn.



	GP/GS	PPG	RPG	APG	SPG	FG%	3PT%	FT%
Season	17/0	4.2	1.6	0.4	0.2	.413	.370	.719
B1G	8/0	3.9	1.9	0.4	0.1	.529	.429	.833
Career	17/0	4.2	1.6	0.4	0.2	.413	.370	.719

MATAR DIOP

(MA-TAR JOPE [AS IN HOPE]) F / 6-10 / 213 / Fr. / Dakar, Senegal



	GP/GS	PPG	RPG	APG	SPG	FG%	3PT%	FT%
Season	16/0	0.8	0.8	0.2	0.1	.500	.500	.333
B1G	9/0	0.6	0.2	0.2	0.0	.667	1.000	.000
Career	16/0	0.8	0.8	0.3	0.1	.500	.500	.333

KEISEI TOMINAGA

(KAY-SAY TOE-ME-NAWGA) G / 6-2 / 179 / Sr. / Moriya Nagoya Aichi, Japan



	GP/GS	PPG	RPG	APG	SPG	FG%	3PT%	FT%
Season	29/29	14.6	2.3	1.3	0.9	.463	.371	.878
B1G	20/20	15.1	2.1	1.4	0.7	.467	.382	.917
Career	91/54	11.1	1.8	0.8	0.7	.461	.372	.870

CALE JACOBSEN

G / 6-4 / 200 / Rfr. / Ashland, Neb.



	GP/GS	PPG	RPG	APG	SPG	FG%	3PT%	FT%
Season	18/0	0.6	0.2	0.3	0.1	.571	.000	.500
B1G	11/0	0.2	0.0	0.2	0.0	1.000	.000	.000
Career	18/0	0.6	0.2	0.3	0.1	.571	.000	.500

RIENK MAST

(RINK) F / 6-10 / 248 / Jr. / Groningen, Netherlands



	GP/GS	PPG	RPG	APG	SPG	FG%	3PT%	FT%
Season	29/29	12.7	7.8	3.0	0.4	.438	.349	.828
B1G	20/20	11.9	6.8	3.1	0.6	.423	.338	.788
Career	117/108	11.7	7.5	2.0	0.5	.479	.335	.745

JOSIAH ALLICK

(AL-ICK) F / 6-8 / 231 / Sr. / Lincoln, Neb.



	GP/GS	PPG	RPG	APG	SPG	FG%	3PT%	FT%
Season	30/24	7.1	5.1	1.3	0.6	.549	.364	.645
B1G	19/14	7.0	4.8	1.3	0.5	.588	.500	.589
Career	133/108	9.1	5.7	1.1	0.6	.551	.297	.644

Last Game: Had seven points in the win at Michigan

- ◀ Tied career highs in points (22) and 3-pointers (5) vs. No. 6 Wis; 12 double-figure games
- ◀ Had 16 points on 4-of-5 shooting (3-of-4 from 3) in 19 minutes vs. No. 1 Purdue
- ◀ Finished with 18 points on 7-of-9 shooting vs South Carolina State
- ◀ Led NU with 16 points and four rebounds in 18 minutes vs. North Dakota

Last Game: Had a rebound and an assist in 21 minutes against Michigan

- ◀ Had seven points in a 13-0 1st-half run; added three assists and three steals vs. No. 1 Purdue
- ◀ Led NU with a career-high 15 points and added five rebounds and two assists vs. Lindenwood
- ◀ Had a career-high 16 points, including 3-of-3 from 3-point range, at Maryland on Jan. 28, 2023
- ◀ Sports media and communications major who hosts his own radio show during the season

Last Game: Has not played in 2023-24

- ◀ Redshirt freshman who has battled several injuries and has not played in 2023-24
- ◀ Played in all three games in Spain, averaging 5.7 ppg, 8.0 rpg, and 4.0 apg
- ◀ Top-100 recruit averaged 11.6 ppg, 4.0 rpg and 1.9 apg at Sierra Canyon HS in 2021-22
- ◀ Co-hosts his own radio show with his father during the season

Last Game: Finished with 10 points and four assists vs. Michigan

- ◀ Season-high 25 points vs. Oregon State; Team-high 22 double-figure games w/ 20-point games
- ◀ Nearly posted a triple double vs. Purdue w/nine points, 11 rebounds and a career-high nine assists
- ◀ 2nd-team All C-USA pick who averaged 13.8 ppg and 5.3 rpg in helping Charlotte to 2023 CBI title
- ◀ Father (Henry) scored 2,383 points at Charlotte and his No. 34 was retired by the school in 1992

Last Game: Tallied nine points and seven rebounds in 28 minutes at Michigan

- ◀ Led NU with a career-high 22 points vs. Minn, including 4-of-7 from 3-point range, and eight boards
- ◀ Posted 13 points and a career-high 18 boards at Kansas State; Five double-doubles in 2023-24
- ◀ Returned after suffering season-ending injury in Jan. after averaging 9.5 ppg and 6.5 rpg in 17 games
- ◀ Played two seasons at Alabama, helping Crimson Tide to SEC title and NCAA Sweet 16 in 2020-21

Last Game: Did not play at Michigan

- ◀ Tallied eight points and six assists in the win over South Carolina State
- ◀ Earned second-team All-MAC honors in 2022-23, averaging 14.3 ppg, 4.9 rpg and 3.8 apg
- ◀ Started 21 games at Missouri in 2021-22, averaging 8.6 ppg with a team-high 86 assists
- ◀ Was 2019-20 MAC Freshman of the Year (9.3 ppg, 4.8 rpg, 2.9 apg)

Last Game: Had two points, two rebounds and two assists in 15 minutes at Michigan

- ◀ Posted 9th double-figure game of year with 14 points and five assists at Ohio State
- ◀ Career-high 19 points (6-8 FG, 5-5 from 3), six boards and five assists at Indiana
- ◀ Had a then-career high 16 points and seven rebounds at Minnesota
- ◀ Played in 28 games, including 12 starts as a freshman, averaging 5.0 points, 2.2 rebounds per game

Last Game: Did not play vs. Michigan; Missed NU's last 10 contests with ankle injury

- ◀ Came off the bench for 11 points on 4-of-7 shooting and four boards at Iowa
- ◀ Finished with 16 points, including 3-of-6 from 3-point range, and four boards against FAMU
- ◀ Played at IMG Academy in '22-23, averaging 19 points and seven rebounds per game
- ◀ Was an all-state pick at Beech (Tenn.) High School in 2021-22, averaging 17.2 ppg and 7.1 rpg

Last Game: Grabbed one rebound in limited duty at Michigan

- ◀ Grabbed four rebounds and had two steals in 20 minutes vs. South Carolina State
- ◀ Has a 7-foot-2 wingspan and provides the Huskers with interior size and athleticism
- ◀ Played at Keystone Athletic Academy in 2022-23, averaging 13 points and 13 rebounds per game
- ◀ Product of NBA Academy Africa who picked up the sport as a teenager

Last Game: Finished with 30 points, including five 3-pointers, and six boards at Michigan

- ◀ Scored career-high 31 points (5-of-7 from 3) at No. 14 Illinois; one of three career 30-pt games
- ◀ Led all scorers with 28 points on 9-of-16 shooting vs. Indiana; 19 double-figure games in '23-24
- ◀ Played for Japanese National Team, averaging 11.4 ppg in helping Japan qualify for the 2024 Olympics
- ◀ Spent two years at Ranger College, earning All-America honors in 2020-21 (16.3 ppg, 3.4 3/gm)

Last Game: Saw limited action at Michigan

- ◀ Set career bests in points (four) and rebounds (two) vs. South Carolina State
- ◀ Walk-on who had first three career points and an assist in five minutes vs. FAMU
- ◀ Averaged 17.9 ppg, 6.1 apg, 5.8 rpg as a senior in leading Ashland-Greenwood to a state title
- ◀ Multi-sport athlete who also played quarterback and wide receiver during high school career

Last Game: Finished with 12 points, five boards and three assists at Michigan

- ◀ Has a team-high six double-doubles (most by Husker since 2008); 18 double-figure games
- ◀ Career high 34 points (13-of-17; 6-8 from 3), 10 boards and four assists vs. OSU
- ◀ Keyed win over No. 1 Purdue with 18 points, four rebounds and three assists
- ◀ Was first Husker with 20/15 game since '08 with 20 points and 16 rebounds vs. FAMU

Last Game: Tallied 15 points on 6-of-6 shooting and five boards at Michigan

- ◀ 10 double-figure games in 23-24; season-high 16 points and eight boards vs. Michigan
- ◀ Posted first double-double of year w/10 points and season-high 12 boards vs. Rutgers
- ◀ Lincoln native who is a grad transfer from New Mexico and spent three years at UMKC
- ◀ Helped New Mexico to a 22-12 record in 2022-23, 8.4 ppg on 56% shooting and 7.2 rpg

AHRON ULIS

G / 6-3 / 190 / Jr. / Chicago, Ill.



	GP/GS	PPG	RPG	APG	SPG	FG%	3PT%	FT%
Season	0/0	0.0	0.0	0.0	0.0	.000	.000	.000
B1G	0/0	0.0	0.0	0.0	0.0	.000	.000	.000
Career	84/27	5.0	1.6	1.9	0.4	.374	.310	.780

- ◀ Iowa transfer who spent last 3 years with the Hawkeyes and posted better than 2-to-1 ast-to-TO ratio
- ◀ Started 27 games at point guard in 2022-23, averaging 6.1 ppg, 2.1 spg
- ◀ Scored a career-high 17 points on 8-of-10 shooting at Michigan State on 1/26/2023

JEFFREY GRACE III

G / 6-3 / 197 / So. / Elmhurst, Ill.



	GP/GS	PPG	RPG	APG	SPG	FG%	3PT%	FT%
Season	12/0	0.5	0.2	0.2	0.0	.667	.000	.667
B1G	7/0	0.0	0.1	0.1	0.0	.000	.000	.000
Career	23/0	0.5	0.2	0.1	0.0	.600	.000	.571

- ◀ Walk-on who played in 11 games in 2022-23 (4 pts/3 reb)
- ◀ Averaged 11.0 ppg, 5.0 rpg and 3.0 apg at York (Ill.) HS in 2020-21

BLAISE KEITA

F / 6-11 / 257 / Jr. / Bamako, Republic of Mali



	GP/GS	PPG	RPG	APG	SPG	FG%	3PT%	FT%
Season	0/0	0.0	0.0	0.0	0.0	.000	.000	.000
B1G	0/0	0.0	0.0	0.0	0.0	.000	.000	.000
Career	21/5	2.0	3.5	0.5	0.3	.551	.000	.409

- ◀ Is progressing from off-season ankle surgery and has dressed in recent games
- ◀ Averaged 2.0 ppg on 51 percent shooting and 3.5 rpg while grabbing 10+ rebounds three times
- ◀ Grabbed 11 rebounds in 23 minutes in the Huskers' overtime win over Wisconsin on Feb. 11, 2023

NEBRASKA HEAD COACH FRED HOIBERG

NEBRASKA (2019-PRESENT)

- Hired as Nebraska's 28th men's basketball coach on March 30, 2019, a position his grandfather (Jerry Bush) held for nine seasons from 1954 to 1963.
- Coached Nebraska to a third-place finish in the Big Ten in 2023-24, the highest conference finish by NU since 1992-93
- Shared Big Ten Coach of the Year by both the coaches and media in 2024
- Is the only coach in school history with two road wins against top-10 teams
- Led Nebraska to its fourth win over a No. 1 team in school history and first time since 1982 (1/9/24 vs. No. 1 Purdue)
- Guided Nebraska to three consecutive road wins over ranked opponents (No. 23 Ohio State and No. 10 Wisconsin in 2021-22 and No. 7 Creighton in 2022-23) for the first time in school history
- Had NBA Draft Picks in both 2021 (Dalano Banton) and 2022 (Bryce McGowens) and has produced 12 players who have reached the NBA

CHICAGO BULLS (2015-18)

- Coached the Chicago Bulls for three-plus seasons, posting a 115-155 record.
- Became just the fifth coach in franchise history to post a winning record in his debut season.
- Took the Bulls to the 2017 NBA Playoffs where they won the first two games against the top-seeded Boston Celtics, as the Bulls were the first No. 8 seed to take a 2-0 lead against a No. 1 seed since 1993.
- Was the fifth coach in NBA history to have each of his first two career playoff victories come on the road.

IOWA STATE (2010-15)

- Served as head coach at his alma mater for five seasons, posting a 115-56 record, which is the top winning percentage in school history (.673).
- Led the Cyclones to four straight NCAA Tournament appearances - a program record - while his 115 wins were the most in a five-year stretch in school history.
- Guided Iowa State to back-to-back Big 12 Tournament titles in 2014 and 2015.
- Produced four All-Americans, 12 All-Big 12 honorees and 10 players who played in the NBA.
- Named Big 12 Coach of the Year in 2012, as the Cyclones went from three conference wins to 12 in one season.
- Won 28 games and reached the NCAA Sweet 16 in 2014.
- Led the Big 12 in scoring offense in two of his last four seasons and topped the conference in 3-pointers four times in five years.

MINNESOTA TIMBERWOLVES (2005-10)

- Served as Vice President of Basketball Operations in 2009-10, overseeing the day-to-day operations of basketball programs including college and pro scouting, salary cap management and NBA Draft preparations.
- Was the Assistant General Manager for three seasons, helping the Timberwolves orchestrate a draft-day trade for five-time all-star Kevin Love in 2008.

AS AN NBA PLAYER (1995-2005)

- Spent 10 years in the NBA with the Indiana Pacers (four seasons), Chicago Bulls (four seasons) and Minnesota Timberwolves (two seasons) after being selected in the second round of the 1995 NBA Draft.
- Was a member of three NBA Playoff Teams, including a Timberwolves team that reached the 2004 Western Conference Finals.
- Shot 40 percent from 3-point range during his career and led the NBA in 3-point shooting in his final season (48.3, 2004-05).
- Ended his NBA career abruptly at the age of 33 after undergoing open-heart surgery to repair an aneurysm in his aortic root.

AS A PLAYER AT IOWA STATE (1991-95)

- Started all four seasons at Iowa State, averaging 15.8 points, 6.9 rebounds, 2.8 assists and 1.6 steals per game in his collegiate career.
- His No. 32 was retired by Iowa State in 1997 and Hoiberg is a member of the Iowa State Hall of Fame.
- Garnered third-team All-America honors as a senior in 1994-95, averaging 19.9 points per game to help the Cyclones win a then-school-record 23 games and was named Big Eight Co-Male Athlete of the Year in 1995.
- Two-time Academic All-American who was inducted into the CSC Academic Hall of Fame in 2016.



FRED HOIBERG'S COLLEGIATE COACHING RECORD

Year	School	Overall Record	Pct.	Conf. Record	Pct	Conf. Finish	Postseason
2010-11	Iowa State	16-16	.500	3-13	.188	12th	None
2011-12	Iowa State	23-11	.676	12-6	.677	T-3rd	NCAA Third Round
2012-13	Iowa State	23-12	.657	11-7	.611	T-4th	NCAA Third Round
2013-14	Iowa State	28-8	.778	11-7	.611	T-3rd	NCAA Sweet 16
2014-15	Iowa State	25-9	.735	12-6	.677	T-2nd	NCAA Second Round
2019-20	Nebraska	7-25	.219	2-18	.100	14th	None
2020-21	Nebraska	7-20	.259	3-16	.158	14th	None
2021-22	Nebraska	10-22	.313	4-16	.200	T-13th	None
2022-23	Nebraska	16-16	.500	9-11	.450	T-11th	None
2023-24	Nebraska	22-9	.710	12-8	.600	T-3rd	
Totals		177-148	.545	79-108	.422		

THE LAST TIME...

Nebraska Team

Ranked in the top 5 (AP Poll) Never Happened
 Ranked in the top 10 (AP Poll) March 1, 1966
 Ranked in the top 20 (AP Poll) Jan. 2, 1995
 Ranked in the top 25 (AP Poll) Dec. 31, 2018 (No. 24)
 Ranked in the top 25 (USA Today Coaches Poll) Dec. 31, 2018 (No. 23)

Played AP Poll No. 1 ranked team def. No. 1 Purdue (88-72), 1/9/2024
 Defeated AP Poll No. 1 ranked team def. No. 1 Purdue (88-72), 1/9/2024
 Played AP Poll No. 2 ranked team lost at No. 2 Michigan (47-62), 1/9/13
 Defeated AP Poll No. 2 ranked team vs. No. 2 Oklahoma State (85-69), 2/5/1992
 Played Team Ranked 1-5 by AP def. No. 1 Purdue (88-72), 1/9/2024
 Defeated Team Ranked 1-5 by AP def. No. 1 Purdue (88-72), 1/9/2024
 Played Team Ranked 6-10 by AP won vs. No. 6 Wisconsin (80-72, OT), 2/1/2023
 Defeated Team Ranked 6-10 by AP vs. No. 6 Wisconsin (80-72, OT), 2/1/2023
 Defeated Team Ranked 11-25 by AP at No. 23 Ohio State (78-70), 3/1/2022
 Defeated Team Ranked 1-10 by AP on Road at No. 7 Creighton (63-53), 12/4/2022
 Defeated Ranked Team by AP on Road at No. 7 Creighton (63-53), 12/4/2022

Scored 100 or more points 100; at NC State, 12/1/2021
 Scored 90 or more points 91; South Carolina State, 12/29/2023
 Scored 80 or more points 85; at Michigan, 3/10/2024
 Scored less than 50 points 48; Wisconsin, 2/10/2021
 Scored less than 40 points 38; at Oregon, 12/15/2012
 Shot 75% from the field 750; vs. Nebraska-Omaha (42-56), 1/25/1988 \$
 Shot 70% from the field 723; vs. UNC Wilmington (34-47), 12/5/1997
 Shot 60% from the field 628; vs. Northwestern (27-43), 2/3/2015

Made 50 or more free throws Never Happened
 Made 40 or more free throws 43; vs. Texas (43-59), 1/3/1996 - \$
 Made 30 or more free throws 37; vs. UTSA (37-50), 12/20/2017
 Made 25 or more free throws 28; vs. Duquesne (28-31), 11/22/2023
 Attempted 60 or more free throws 60; vs. Kansas State (36-60), 1/11/1954 - \$
 Attempted 50 or more free throws 50; vs. UTSA (37-50), 12/20/2017
 Attempted 40 or more free throws 50; vs. UTSA (37-50), 12/20/2017
 Attempted 30 or more free throws 32; South Carolina State (24-32), 12/29/2023
 Shot 100% from the foul line (min 10 att.) 1.000; at Illinois (14-14), 2/4/2024
 Shot 95% from the foul line (min 10 att.) 1.000; at Illinois (14-14), 2/4/2024
 Shot 90% from the foul line (min 10 att.) 909; vs. Penn State (10-11), 2/17/2024
 Shot 90% from the foul line (min 20 att.) 950; vs. Cal State Fullerton (19-20), 11/26/2023

Made 20 or more 3-pointers Never Happened
 Made 15 or more 3-pointers 15; Kennesaw State (15-29), 12/22/2021
 Made 10 or more 3-pointers 10; at Ohio State (10-33), 2/29/2024
 Made 0 3-pointers 0; vs. Jacksonville State (0-5), 12/18/2012
 Held Opponent to 0 3-pointers 0; Southeastern Louisiana, 11/22/2015
 Attempted 40 or more 3-pointers 41; vs. Nevada (9-41), 11/26/2020 \$
 Attempted 30 or more 3-pointers 33; at Ohio State (10-33), 2/29/2024
 Attempted 20 or more 3-pointers 21; at Michigan (7-21), 3/10/2024
 Shot 75% from 3-point range (min. 10 att.) 750; vs. UT-Pan American (9-12), 12/2/2009 - \$
 Shot 60% from 3-point range (min. 20 att.) 609; Purdue (14-23), 1/9/24
 Shot 60% from 3-point range (min. 10 att.) 609; Purdue (14-23), 1/9/24
 Shot 50% from 3-point range (min. 20 att.) 538 vs. Ohio State (14-26), 1/23/2024
 Shot 50% from 3-point range (min. 10 att.) 538 vs. Ohio State (14-26), 1/23/2024

Had 60 or more rebounds 60; vs. Oral Roberts, 12/22/1999
 Had 50 or more rebounds 50; South Carolina State, 12/29/2023

Had 30 or more assists 35, vs. Northeastern Illinois, 12/21/1994
 Had 25 or more assists 25; vs. Doane, 12/17/2020
 Had 20 or more assists 22; Purdue, 1/9/2024
 Had 15 or more assists 15; at Ohio State, 2/29/2024

Had 20 or more steals 23, vs. Texas Tech, 3/4/1999 - \$
 Had 15 or more steals 15; Indiana, 1/3/2024
 Had 10 or more steals 15; Indiana, 1/3/2024

Had 15 or more blocked shots 15, vs. Coppin State, Dec. 6, 1996 - \$
 Had 10 or more blocked shots 14; at Northwestern, 1/2/2018

Had 30 or more turnovers 31, at Creighton, 12/11/2005
 Had 20 or more turnovers 20; South Carolina State, 12/29/2023
 Had 5 or less turnovers 2; vs. Duquesne, 11/22/2023 - #

Nebraska Player...

Had 20 or more points: 30; Keisei Tominaga Michigan, 3/10/2024
 Had 25 or more points: 30; Keisei Tominaga Michigan, 3/10/2024
 Had 30 or more points: 30; Keisei Tominaga Michigan, 3/10/2024
 Had 40 or more points: 41; Teddy Allen vs. Penn State, 2/23/2021
 Had 20 or more points in a half: 23; Keisei Tominaga Michigan, 3/10/2024

Had No Player in Double Figures: vs. Ohio State, 1/21/2012
 Had Five Players with 10 or more points Northwestern, 1/20/2024
 Allick (15); Tominaga (14); Williams (12); Wilcher (10); Lawrence (10)
 Had Six Players with 10 or more points North Dakota, 12/20/2023
 Wilcher (16); Lawrence (14); Tominaga (14); Williams (12); Gary (12); Allick (10)
 Two Huskers with 20 or more points, same game: at Illinois, 2/4/2024
 Keisei Tominaga (31); Rienk Mast (21)
 Two Huskers with 25 or more points, same game: vs. Western Illinois, 11/9/21
 Alonzo Verge Jr. (26), Bryce McGowens (25)
 Three Huskers with 20 or more points, same game: Iowa, 3/10/2019
 James Palmer Jr. (30), Glynn Watson Jr. (23), Isaiah Roby (23)
 Two Huskers with 30 or more points, same game: vs. Oregon, 11/25/1995
 Tyronn Lue (30) & Jaron Boone (30) - only time in school history

Had 10 or more rebounds: 12; Josiah Allick and 11; Juwan Gary vs. Rutgers, 3/3/24
 Had 15 or more rebounds: 18; Juwan Gary at Kansas State, 12/17/2023
 Had 20 or more rebounds: 21, Kimani Ffriend vs. Oral Roberts, 12/22/1999
 Had 25 or more rebounds: 26, Bill Johnson vs. Iowa State, 1/4/1954 - \$
 Two Huskers with 10 or more rebounds, same game: at Kansas State, 12/17/2023
 (Juwan Gary-18; Rienk Mast-12)
 Three Huskers with 10 or more rebounds, same game: vs. Texas Tech, 1/19/2000
 (Steffon Bradford 16; Kimani Ffriend 12; Louis Truscott 11)

Had 5 or more 3-pointers: 5; Keisei Tominaga at Michigan (5-8), 3/10/2024
 Had 6 or more 3-pointers: 6; Rienk Mast vs. Ohio State (6-8), 1/23/2024
 Had 7 or more 3-pointers: 7; Kobe Webster at Northwestern (7-12), 3/7/2021
 Had 8 or more 3-pointers: 8; Cary Cochran, vs. Baylor (8-13), 2/27/2002 - \$

Had 5 or more assists: 5; Jamarques Lawrence at Ohio State, 2/29/2024
 Had 10 or more assists: 11; Alonzo Verge Jr. at Ohio State, 3/1/2022
 Had 15 or more assists: 15; Charles Richardson vs. Rutgers, 12/2/2006
 Had 18 or more assists: 18; Brian Carr, at Evansville, 1/3/1985 - \$

Had 5 or more blocked shots: 5; Isaiah Roby vs. Northwestern, 2/16/2019
 Had 6 or more blocked shots: 6; Isaiah Roby vs. Eastern Illinois, 11/11/2017
 Had 7 or more blocked shots: 7; John Turek vs. Colorado, 3/2/2005
 Had 9 or more blocked shots: 9; Mikki Moore vs. Coppin State, 12/6/1996 - \$
 Had 10 or more blocked shots: Never Happened

Had 5 or more steals: 5; Keisei Tominaga at Kansas State, 12/17/2023
 Had 6 or more steals: 6; Glynn Watson Jr. vs. Long Beach State, 11/26/2017
 Had 7 or more steals: 7; Brandon Richardson at Ohio State, 1/3/2012
 Had 8 or more steals: 8, Cookie Belcher vs. Oklahoma St., 2/7/2001 - \$
 Had 10 or more steals: Never Happened

Had Triple-Double (Points/Rebounds/Assists): Dalano Banton vs. Doane, 12/17/2020, 13/11/10
 Had Double-Double (Points/Assists): Alonzo Verge Jr. at NC State (25/11), 12/1/2021
 Had Double-Double (Points/Rebounds):
 Josiah Allick (10 pts./12 reb.) and Juwan Gary (15 pts./11 reb.) vs. Rutgers, 3/3/2024
 Had Double-Double (Points/Steals): Never Happened
 Had Double-Double (Points/Blocks): Never Happened
 Had Two Players with Double-Doubles:
 Josiah Allick (10 pts./12 reb.) and Juwan Gary (15 pts./11 reb.) vs. Rutgers, 3/3/2024

\$ - School Record - # - Tied School record
 As of 3/11/2024

2023-24 GAME BY GAME															
Team	FG-FGA	Pct.	3FG-3FGA	Pct.	FT-FTA	Pct.	O-D	Reb.	PF	A	TO	B	S	Pts.	W/L
Lindenwood	22-68	.324	3-16	.188	5-9	.556	13-27	40	21	2	12	2	4	52	
at Nebraska	27-56	.482	11-30	.367	19-29	.655	8-36	44	12	19	9	7	5	84	W
Florida A&M	20-66	.303	4-20	.200	10-17	.588	11-24	35	26	10	14	3	8	54	
at Nebraska	23-56	.411	10-28	.357	25-36	.694	16-39	55	17	15	18	5	7	81	W
Rider	17-56	.304	6-25	.240	10-12	.833	7-27	34	18	8	11	5	10	50	
at Nebraska	19-57	.333	9-32	.281	17-22	.773	14-33	47	9	13	11	0	3	64	W
Stony Brook	25-66	.379	7-30	.233	6-10	.600	9-19	28	17	6	9	2	10	63	
at Nebraska	33-60	.500	8-26	.308	10-17	.588	12-33	45	13	19	14	1	3	84	W
Oregon State	19-54	.352	6-22	.273	19-21	.905	9-22	31	23	11	9	3	4	63	
vs. Nebraska	30-65	.462	8-24	.333	16-26	.615	17-27	44	18	16	6	3	3	84	W
Duquesne	28-63	.444	8-29	.276	15-17	.882	14-23	37	24	8	6	3	1	79	
at Nebraska	26-53	.491	9-24	.375	28-31	.903	7-22	29	13	18	2	2	1	89	W
Cal State Fullerton	28-67	.418	9-22	.409	7-9	.778	15-20	35	17	9	12	5	8	72	
at Nebraska	27-58	.466	12-30	.400	19-20	.950	11-25	36	9	18	9	3	3	85	W
No. 15 Creighton	32-69	.464	14-40	.350	11-13	.846	14-34	48	14	17	12	4	5	89	
at Nebraska	24-71	.338	2-22	.091	10-14	.714	14-23	37	10	6	8	1	7	60	L
at Minnesota	25-53	.472	8-25	.320	18-29	.621	13-19	32	9	18	16	7	10	76	
Nebraska	24-53	.453	5-18	.278	12-15	.800	10-22	32	21	15	18	1	7	65	L
Michigan State	27-61	.443	8-17	.471	8-9	.889	8-23	31	13	14	9	2	5	70	
at Nebraska	27-54	.500	10-23	.435	13-15	.867	5-26	31	11	16	9	4	5	77	W
at Kansas State	16-60	.267	4-30	.133	10-18	.556	13-27	40	11	11	12	9	6	46	
Nebraska	25-72	.347	11-31	.355	1-4	.250	22-35	57	17	14	14	4	7	62	W
North Dakota	26-67	.388	11-32	.344	12-17	.706	19-23	42	14	11	11	2	6	75	
at Nebraska	29-63	.46	11-32	.344	14-19	.737	13-25	38	11	14	9	0	7	82	W
South Carolina State	23-74	.311	5-23	.217	11-15	.733	13-27	40	21	9	19	3	9	62	
at Nebraska	29-61	.475	9-30	.300	24-32	.750	10-40	50	18	22	20	7	16	91	W
Indiana	24-51	.471	9-18	.500	13-19	.684	9-27	36	19	19	19	2	5	70	
at Nebraska	27-59	.458	12-32	.375	20-26	.769	9-20	29	20	16	8	0	15	86	W
at No. 21 Wisconsin	33-60	.550	13-26	.500	9-13	.692	7-25	32	13	18	8	0	6	88	
Nebraska	26-53	.491	12-26	.462	8-11	.727	3-23	26	16	16	12	4	4	72	L
No. 1 Purdue	24-57	.421	13-33	.394	11-15	.733	11-23	34	16	17	14	2	1	72	
at Nebraska	29-57	.509	14-23	.609	16-19	.842	5-25	30	17	22	9	3	9	88	W
at Iowa	35-67	.522	15-35	.429	9-14	.643	9-27	36	13	30	6	0	5	94	
Nebraska	30-63	.476	4-26	.154	12-15	.800	8-26	34	14	14	8	1	5	76	L
at Rutgers	30-78	.385	11-29	.379	16-30	.533	25-31	56	18	16	13	5	6	87	
Nebraska	25-66	.379	13-35	.371	19-24	.792	11-31	42	24	13	13	6	8	82	L (OT)
Northwestern	24-63	.381	10-31	.323	11-17	.647	11-15	26	14	17	7	5	13	69	
at Nebraska	26-47	.553	7-13	.538	16-20	.800	8-32	40	16	18	18	3	5	75	W
Ohio State	27-56	.482	8-23	.348	7-12	.583	6-22	28	13	17	9	6	2	69	
at Nebraska	30-61	.492	14-26	.538	9-12	.750	9-26	35	11	19	6	2	5	83	W
at Maryland	26-64	.406	11-26	.423	10-14	.714	17-26	43	13	16	8	5	11	72	
Nebraska	17-43	.395	10-21	.476	7-12	.583	3-22	25	14	10	18	3	5	51	L
No. 6 Wisconsin	27-64	.422	10-31	.323	8-12	.667	11-31	42	18	8	16	2	8	72	
at Nebraska	26-58	.448	9-27	.333	19-26	.731	7-28	35	13	15	12	2	9	89	W (OT)
at No. 14 Illinois	29-70	.414	9-34	.265	20-30	.667	17-33	50	12	18	14	5	7	87	
Nebraska	29-68	.426	12-28	.429	14-14	1.000	5-28	33	21	12	9	2	6	84	L (OT)
at Northwestern	27-63	.429	11-25	.440	15-22	.682	13-23	36	19	17	10	3	7	80	
Nebraska	22-48	.458	6-19	.316	18-22	.818	3-26	29	24	11	17	4	4	68	L
Michigan	20-62	.323	8-24	.333	11-15	.733	18-21	39	14	12	14	4	7	59	
at Nebraska	30-64	.469	9-23	.391	10-16	.625	16-27	43	18	18	9	3	7	79	W
Penn State	18-54	.333	5-23	.217	8-16	.500	8-23	31	13	6	14	7	10	49	
at Nebraska	27-61	.443	4-21	.190	10-11	.909	11-31	42	15	10	13	0	7	68	W
at Indiana	26-61	.426	4-21	.190	14-24	.583	11-26	37	17	13	10	3	3	70	
Nebraska	31-63	.492	14-33	.424	9-14	.643	7-27	34	18	19	8	1	5	85	W
Minnesota	18-56	.310	6-23	.261	13-19	.684	10-28	38	14	6	13	3	4	55	
at Nebraska	24-61	.393	9-28	.321	16-19	.842	11-33	44	15	14	11	2	5	73	W
at Ohio State	23-54	.426	8-21	.381	24-28	.857	9-34	43	9	13	13	3	2	78	
Nebraska	26-67	.388	10-33	.303	7-8	.875	8-25	33	21	15	8	1	7	69	L
Rutgers	21-64	.328	4-25	.160	10-19	.525	19-21	40	17	9	9	2	8	56	
at Nebraska	22-54	.407	9-27	.333	14-20	.600	14-30	44	16	12	14	4	5	67	W
at Michigan23-58	23-58	.397	9-28	.321	15-18	.833	6-23	29	17	10	9	2	4	70	
Nebraska	33-57	.579	7-21	.333	12-20	.600	4-29	33	17	13	8	2	3	85	W

GAME BY GAME STARTERS

Opponent	Date	Result	Guard	Guard	Guard/Forward	Forward	Forward
Lindenwood	11/6	W, 84-52	Lawrence	Wilcher	Williams	Allick	Mast
Florida A&M	11/9	W, 81-54	Lawrence	Wilcher	Williams	Allick	Mast
Rider	11/13	W, 64-50	Lawrence	Tominaga	Williams	Allick	Mast
Stony Brook	11/15	W, 84-63	Lawrence	Tominaga	Williams	Allick	Mast
vs. Oregon State	11/18	W, 84-63	Lawrence	Tominaga	Williams	Allick	Mast
Duquesne	11/22	W, 89-79	Lawrence	Tominaga	Williams	Allick	Mast
Cal State Fullerton	11/26	W, 85-72	Lawrence	Tominaga	Williams	Allick	Mast
No. 15 Creighton	12/3	L, 60-89	Lawrence	Tominaga	Williams	Allick	Mast
at Minnesota	12/6	L, 65-76	Lawrence	Tominaga	Williams	Allick	Mast
Michigan State	12/10	W, 77-70	Lawrence	Tominaga	Williams	Gary	Mast
at Kansas State	12/17	W, 62-46	Lawrence	Tominaga	Williams	Gary	Mast
North Dakota	12/20	W, 82-75	Lawrence	Tominaga	Williams	Gary	Allick
South Carolina State	12/29	W, 91-62	Lawrence	Tominaga	Williams	Gary	Allick
Indiana	1/3	W, 86-70	Lawrence	Tominaga	Williams	Gary	Mast
at No. 21 Wisconsin	1/6	L, 72-88	Lawrence	Tominaga	Williams	Gary	Mast
No. 1 Purdue	1/9	W, 88-72	Lawrence	Tominaga	Williams	Gary	Mast
at Iowa	1/12	L, 76-94	Lawrence	Tominaga	Williams	Gary	Mast
at Rutgers	1/17	L, 82-87 (OT)	Lawrence	Tominaga	Williams	Gary	Mast
Northwestern	1/20	W, 75-69	Lawrence	Tominaga	Williams	Allick	Mast
Ohio State	1/23	W, 83-69	Lawrence	Tominaga	Williams	Allick	Mast
at Maryland	1/27	L, 51-73	Lawrence	Tominaga	Williams	Allick	Mast
No. 6 Wisconsin	2/1	W, 80-72 (OT)	Lawrence	Tominaga	Williams	Allick	Mast
at No. 15 Illinois	2/4	L, 84-87 (OT)	Lawrence	Tominaga	Williams	Allick	Mast
at Northwestern	2/7	L, 68-80	Williams	Tominaga	Gary	Allick	Mast
Michigan	2/10	W, 79-59	Williams	Tominaga	Gary	Allick	Mast
Penn State	2/17	W, 68-49	Williams	Tominaga	Gary	Allick	Mast
at Indiana	2/21	W, 85-70	Williams	Tominaga	Gary	Allick	Mast
Minnesota	2/25	W, 73-55	Williams	Tominaga	Gary	Allick	Mast
at Ohio State	2/29	L, 69-78	Williams	Tominaga	Gary	Allick	Mast
Rutgers	3/3	W, 67-56	Williams	Tominaga	Gary	Allick	Mast
at Michigan	3/10	W, 85-70	Williams	Tominaga	Gary	Allick	Mast

2023-24 SUPERLATIVES

NEBRASKA TEAM GAME HIGHS

POINTS	91	SOUTH CAROLINA ST. (12/29/23)
	89	DUQUESNE (11/22/23)
FIELD GOALS MADE	33	at Michigan (03/10/24)
	33	STONY BROOK (11/15/23)
FIELD GOAL ATTEMPTS	72	at Kansas St. (12/17/23)
	71	CREIGHTON (12/03/23)
FIELD GOAL PERCENTAGE	.579 (33-57)	at Michigan (03/10/24)
	.553 (26-47)	NORTHWESTERN (01/20/24)
3 PT FIELD GOALS MADE	14	at Indiana (02/21/24)
	14	OHIO ST. (01/23/24)
	14	PURDUE (01/09/24)
3 PT FG ATTEMPTS	35	at Rutgers (01/17/24)
	33	at Ohio St. (02/29/24)
	33	at Indiana (02/21/24)
3 PT FG PERCENTAGE	.609 (14-23)	PURDUE (01/09/24)
	.538 (14-26)	OHIO ST. (01/23/24)
	.538 (7-13)	NORTHWESTERN (01/20/24)
FREE THROWS MADE	28	DUQUESNE (11/22/23)
	25	FLORIDA A&M (11/09/23)
FREE THROW ATTEMPTS	36	FLORIDA A&M (11/09/23)
	32	SOUTH CAROLINA ST. (12/29/23)
FREE THROW PERCENTAGE	1.000 (14-14)	at Illinois (02/04/24)
	.950 (19-20)	CAL ST. FULLERTON (11/26/23)
REBOUNDS	57	at Kansas St. (12/17/23)
	55	FLORIDA A&M (11/09/23)
ASSISTS	22	PURDUE (01/09/24)
	22	SOUTH CAROLINA ST. (12/29/23)
STEALS	16	SOUTH CAROLINA ST. (12/29/23)
	15	INDIANA (01/03/24)
BLOCKED SHOTS	7	SOUTH CAROLINA ST. (12/29/23)
	7	LINDENWOOD (11/06/23)
TURNOVERS	20	SOUTH CAROLINA ST. (12/29/23)
FOULS	24	at Northwestern (02/07/24)
	24	at Rutgers (01/17/24)

OPPONENT TEAM GAME HIGHS

POINTS	94	at Iowa (01/12/24)
	89	CREIGHTON (12/03/23)
FIELD GOALS MADE	35	at Iowa (01/12/24)
	33	at Wisconsin (01/06/24)
FIELD GOAL ATTEMPTS	78	at Rutgers (01/17/24)
	74	SOUTH CAROLINA ST. (12/29/23)
FIELD GOAL PERCENTAGE	.550 (33-60)	at Wisconsin (01/06/24)
	.522 (35-67)	at Iowa (01/12/24)
3 PT FIELD GOALS MADE	15	at Iowa (01/12/24)
	14	CREIGHTON (12/03/23)
3 PT FG ATTEMPTS	40	CREIGHTON (12/03/23)
	35	at Iowa (01/12/24)
3 PT FG PERCENTAGE	.500 (13-26)	at Wisconsin (01/06/24)
	.500 (9-18)	INDIANA (01/03/24)
FREE THROWS MADE	24	at Ohio St. (02/29/24)
	20	at Illinois (02/04/24)
FREE THROW ATTEMPTS	30	at Illinois (02/04/24)
	30	at Rutgers (01/17/24)
FREE THROW PERCENTAGE	.905 (19-21)	vs Oregon St. (11/18/23)
	.889 (8-9)	MICHIGAN ST. (12/10/23)
REBOUNDS	56	at Rutgers (01/17/24)
	50	at Illinois (02/04/24)
ASSISTS	30	at Iowa (01/12/24)
	19	OHIO ST. (01/23/24)
	19	INDIANA (01/03/24)
STEALS	13	NORTHWESTERN (01/20/24)
	11	at Maryland (01/27/24)
BLOCKED SHOTS	9	at Kansas St. (12/17/23)
	7	PENN ST. (02/17/24)
	7	OHIO ST. (01/23/24)
	7	at Minnesota (12/06/23)
TURNOVERS	19	INDIANA (01/03/24)
	19	SOUTH CAROLINA ST. (12/29/23)
FOULS	26	FLORIDA A&M (11/09/23)

NEBRASKA TEAM GAME LOWS

POINTS	51	at Maryland (01/27/24)
	60	CREIGHTON (12/03/23)
FIELD GOALS MADE	17	at Maryland (01/27/24)
	19	RIDER (11/13/23)
FIELD GOAL ATTEMPTS	43	at Maryland (01/27/24)
	47	NORTHWESTERN (01/20/24)
FIELD GOAL PERCENTAGE	.333 (19-57)	RIDER (11/13/23)
	.338 (24-71)	CREIGHTON (12/03/23)
3 PT FIELD GOALS MADE	2	CREIGHTON (12/03/23)
	4	at Iowa (01/12/24)
	4	PENN ST. (02/17/24)
3 PT FG ATTEMPTS	13	NORTHWESTERN (01/20/24)
	18	at Minnesota (12/06/23)
3 PT FG PERCENTAGE	.091 (2-22)	CREIGHTON (12/03/23)
	.154 (4-26)	at Iowa (01/12/24)
FREE THROWS MADE	1	at Kansas St. (12/17/23)
	7	at Maryland (01/27/24)
	7	at Ohio St. (02/29/24)
FREE THROW ATTEMPTS	4	at Kansas St. (12/17/23)
	8	at Ohio St. (02/29/24)
FREE THROW PERCENTAGE	.250 (1-4)	at Kansas St. (12/17/23)
	.583 (7-12)	at Maryland (01/27/24)
REBOUNDS	25	at Maryland (01/27/24)
	26	at Wisconsin (01/06/24)
ASSISTS	6	CREIGHTON (12/03/23)
	10	at Maryland (01/27/24)
	10	PENN ST. (02/17/24)
STEALS	1	DUQUESNE (11/22/23)
	3	RIDER (11/13/23)
	3	STONY BROOK (11/15/23)
	3	CAL ST. FULLERTON (11/26/23)
BLOCKED SHOTS	0	Several times
TURNOVERS	2	DUQUESNE (11/22/23)
FOULS	9	RIDER (11/13/23)
	9	CAL ST. FULLERTON (11/26/23)

OPPONENT TEAM GAME LOWS

POINTS	46	at Kansas St. (12/17/23)
	49	PENN ST. (02/17/24)
FIELD GOALS MADE	16	at Kansas St. (12/17/23)
	17	RIDER (11/13/23)
FIELD GOAL ATTEMPTS	51	INDIANA (01/03/24)
	53	at Minnesota (12/06/23)
FIELD GOAL PERCENTAGE	.267 (16-60)	at Kansas St. (12/17/23)
	.303 (20-66)	FLORIDA A&M (11/09/23)
3 PT FIELD GOALS MADE	3	LINDENWOOD (11/06/23)
	4	Several times
3 PT FG ATTEMPTS	16	LINDENWOOD (11/06/23)
	17	MICHIGAN ST. (12/10/23)
3 PT FG PERCENTAGE	.133 (4-30)	at Kansas St. (12/17/23)
	.160 (4-25)	RUTGERS (03/03/24)
FREE THROWS MADE	5	LINDENWOOD (11/06/23)
	6	STONY BROOK (11/15/23)
FREE THROW ATTEMPTS	9	LINDENWOOD (11/06/23)
	9	CAL ST. FULLERTON (11/26/23)
	9	MICHIGAN ST. (12/10/23)
FREE THROW PERCENTAGE	.500 (8-16)	PENN ST. (02/17/24)
	.526 (10-19)	RUTGERS (03/03/24)
REBOUNDS	26	NORTHWESTERN (01/20/24)
	28	STONY BROOK (11/15/23)
	28	OHIO ST. (01/23/24)
ASSISTS	2	LINDENWOOD (11/06/23)
	6	STONY BROOK (11/15/23)
	6	PENN ST. (02/17/24)
	6	MINNESOTA (02/25/24)
STEALS	1	DUQUESNE (11/22/23)
	1	PURDUE (01/09/24)
BLOCKED SHOTS	0	at Wisconsin (01/06/24)
	0	at Iowa (01/12/24)
TURNOVERS	6	DUQUESNE (11/22/23)
	6	at Iowa (01/12/24)
FOULS	9	at Minnesota (12/06/23)
	9	at Ohio St. (02/29/24)

2023-24 SUPERLATIVES

WON/LOSS MARGIN

	1	2	3	4	5	6	7	8	9	10	11	12	13	14	15	16	17	18	19	20	+20
Husker Wins	0	0	0	0	0	1	1	2	0	1	1	0	1	2	5	3	0	1	1	0	6
Husker Losses	0	0	1	0	1	0	0	0	1	0	1	1	0	0	0	1	0	1	0	0	2

2023-24 INDIVIDUAL GAME HIGHS

Points	34	Rienk Mast vs Ohio St. (01/23/24)
	31	Keisei Tominaga at Illinois (02/04/24)
Field Goals Made	13	Rienk Mast vs Ohio St. (01/23/24)
	12	Keisei Tominaga at Michigan (03/10/24)
Field Goal Att.	21	Rienk Mast at Illinois (02/04/24)
	18	Rienk Mast vs Wisconsin (02/01/24)
FG Pct (min 5 made)	1.000 (6-6)	Josiah Allick at Michigan (03/10/24)
	1.000 (5-5)	Keisei Tominaga vs Cal St. Fullerton (11/26/23)
3-Point FG Made	6	Rienk Mast vs Ohio St. (01/23/24)
	5	Keisei Tominaga at Michigan (03/10/24)
	5	Jamarques Lawrence at Indiana (02/21/24)
	5	Keisei Tominaga at Illinois (02/04/24)
	5	C.J. Wilcher vs Wisconsin (02/01/24)
	5	Keisei Tominaga vs Purdue (01/09/24)
3-Point FG Att.	11	Keisei Tominaga vs Rider (11/13/23)
	10	Keisei Tominaga vs Indiana (01/03/24)
3-Pt FG Pct (min 2 made)	1.000 (5-5)	Jamarques Lawrence at Indiana (02/21/24)
	1.000 (3-3)	Rienk Mast vs Cal St. Fullerton (11/26/23)
	1.000 (3-3)	Keisei Tominaga vs Cal St. Fullerton (11/26/23)
	1.000 (2-2)	Lawrence, Jamarques vs Northwestern (01/20/24)
	1.000 (2-2)	Sam Hoiberg at Rutgers (01/17/24)
Free Throws Made	9	Keisei Tominaga vs Duquesne (11/22/23)
	8	Keisei Tominaga at Illinois (02/04/24)
Free Throw Att.	10	Keisei Tominaga vs Duquesne (11/22/23)
	8	Keisei Tominaga at Illinois (02/04/24)
	8	Brice Williams vs Wisconsin (02/01/24)
	8	Allick, Josiah vs Northwestern (01/20/24)
	8	Brice Williams at Rutgers (01/17/24)
	8	Eli Rice vs Florida A&M (11/09/23)
FT Pct (min 4 made)	1.000 (8-8)	Keisei Tominaga at Illinois (02/04/24)
	1.000 (7-7)	Brice Williams vs Florida A&M (11/09/23)
	1.000 (6-6)	Rienk Mast vs Duquesne (11/22/23)
	1.000 (6-6)	Rienk Mast vs Florida A&M (11/09/23)
Rebounds	18	Juwan Gary at Kansas St. (12/17/23)
	16	Rienk Mast vs Florida A&M (11/09/23)
Assists	9	Brice Williams vs Purdue (01/09/24)
	8	Rienk Mast vs Michigan (02/10/24)
Steals	5	Keisei Tominaga at Kansas St. (12/17/23)
	4	Brice Williams vs Indiana (01/03/24)
	4	Jamarques Lawrence vs Indiana (01/03/24)
	4	Sam Hoiberg vs Florida A&M (11/09/23)
Blocked Shots	4	Juwan Gary vs South Carolina St. (12/29/23)
	3	Juwan Gary vs Rutgers (03/03/24)
	3	Josiah Allick at Rutgers (01/17/24)
Turnovers	7	Jamarques Lawrence at Minnesota (12/06/23)
	6	Jarron Coleman vs South Carolina St. (12/29/23)
Fouls	5	Juwan Gary at Northwestern (02/07/24)
	5	Brice Williams at Illinois (02/04/24)
	5	Rienk Mast at Rutgers (01/17/24)
	5	Josiah Allick at Rutgers (01/17/24)
	5	Brice Williams at Minnesota (12/06/23)
Minutes	39	Brice Williams vs Wisconsin (02/01/24)
	39	Brice Williams at Rutgers (01/17/24)
	38	Rienk Mast vs Wisconsin (02/01/24)

2023-24 OPPONENT INDIVIDUAL GAME HIGHS

Points	32	Jamison Battle at Ohio St. (02/29/24)
	30	Max Jones vs Cal St. Fullerton (11/26/23)
Field Goals Made	11	AJ Storr vs Wisconsin (02/01/24)
	11	Owen Freeman at Iowa (01/12/24)
Field Goal Att.	22	AJ Storr vs Wisconsin (02/01/24)
	22	Baylor Scheierman vs Creighton (12/03/23)
FG Pct (min 5 made)	.857 (6-7)	Malik Reneau at Indiana (02/21/24)
	.846 (11-13)	Owen Freeman at Iowa (01/12/24)
3-Point FG Made	6	Baylor Scheierman vs Creighton (12/03/23)
	5	Dug McDaniel at Michigan (03/10/24)
	5	AJ Storr vs Wisconsin (02/01/24)
	5	Payton Sandfort at Iowa (01/12/24)
	5	Josh Dix at Iowa (01/12/24)
	5	Mason Gillis vs Purdue (01/09/24)
	5	Tyree Ihenacho vs North Dakota (12/20/23)
	5	Max Jones vs Cal St. Fullerton (11/26/23)
3-Point FG Att.	19	Baylor Scheierman vs Creighton (12/03/23)
	12	Jamison Battle at Ohio St. (02/29/24)
	12	Payton Sandfort at Iowa (01/12/24)
3-Pt FG Pct (min 2 made)	1.000 (2-2)	Will Tschetter vs Michigan (02/10/24)
	1.000 (2-2)	Nick Martinelli at Northwestern (02/07/24)
	1.000 (2-2)	Gavin Griffiths at Rutgers (01/17/24)
	1.000 (2-2)	Ben Krikke at Iowa (01/12/24)
	1.000 (2-2)	Mason Miller vs Creighton (12/03/23)
Free Throws Made	10	Jamison Battle at Ohio St. (02/29/24)
	9	Dae Dae Grant vs Duquesne (11/22/23)
Free Throw Att.	13	Kel'el Ware at Indiana (02/21/24)
	12	Roddy Gayle Jr. at Ohio St. (02/29/24)
FT Pct (min 4 made)	1.000 (10-10)	Jamison Battle at Ohio St. (02/29/24)
	1.000 (9-9)	Dae Dae Grant vs Duquesne (11/22/23)
	1.000 (7-7)	Malik Hall vs Michigan St. (12/10/23)
	1.000 (7-7)	Tyler Bilodeau vs Oregon St. (11/18/23)
Rebounds	16	Julian Reese at Maryland (01/27/24)
	15	Clifford Omoruyi at Rutgers (01/17/24)
Assists	15	Tony Perkins at Iowa (01/12/24)
	11	Elijah Hawkins at Minnesota (12/06/23)
Steals	5	Ace Baldwin Jr. vs Penn St. (02/17/24)
	5	Mike Mitchell Jr. at Minnesota (12/06/23)
Blocked Shots	4	Clifford Omoruyi at Rutgers (01/17/24)
	4	Will McNair Jr. at Kansas St. (12/17/23)
Turnovers	6	Trey Galloway at Indiana (02/21/24)
	5	AJ Storr vs Wisconsin (02/01/24)
Fouls	5	Jeremiah Williams vs Rutgers (03/03/24)
	5	Dawson Garcia vs Minnesota (02/25/24)
	5	Boo Buie at Northwestern (02/07/24)
	5	David Dixon vs Duquesne (11/22/23)
	5	Jimmy Clark III vs Duquesne (11/22/23)
	5	Justin Rochelin vs Oregon St. (11/18/23)
	5	Mervin James vs Rider (11/13/23)
	5	Shannon Grant vs Florida A&M (11/09/23)
	5	Chase Barrs vs Florida A&M (11/09/23)

2023-24 HUSKER LINEUPS

No.	Starting Lineup	Record
1.	Allick, Lawrence, Mast, Wilcher, Williams	2-0
2.	Allick, Lawrence, Mast, Tominaga, Williams	8-4
3.	Gary, Lawrence, Mast, Tominaga, Williams	4-3
4.	Allick, Gary, Lawrence, Tominaga, Williams	2-0
5.	Allick, Gary, Mast, Tominaga, Williams	6-2

2023-24 GAME RECAPS

Nebraska Individual Leaders								
Date	Opponent	Result	Record (BIG)	Attend.	Points	Rebounds	Assists	Steals
11/6	Lindenwood	W, 84-52	1-0 (0-0)	13,478	Hoiberg (15)	Allick (8)	Coleman (4)	Allick (2)
11/9	Florida A&M	W, 81-54	2-0 (0-0)	13,766	Mast (20)	Mast (16)	Lawrence (4)	Hoiberg (4)
11/13	Rider	W, 64-50	3-0 (0-0)	13,478	Wilcher (13)	Mast (13)	Williams (3)	Lawrence (2)
11/15	Stony Brook	W, 84-63	4-0 (0-0)	13,614	Gary (19)	Williams (9)	Mast (5)	Tominaga (2)
11/18	vs. Oregon State	W, 84-63	5-0 (0-0)	2,938	Williams (25)	Mast (13)	Lawrence (3)	Allick, Williams, Tominaga (2)
11/22	Duquesne	W, 89-70	6-0 (0-0)	14,426	Tominaga (24)	Allick (7)	Allick (5)	Wilcher (1)
11/26	Cal State Fullerton	W, 85-72	7-0 (0-0)	14,171	Mast (19)	Mast (9)	Lawrence (5)	Gary (2)
12/3	No. 15 Creighton	L, 60-89	7-1 (0-0)	15,838	Tominaga (20)	Mast, Williams (7)	Williams, Lawrence (2)	Gary (3)
12/6	at Minnesota *	L, 65-76	7-2 (0-1)	6,899	Williams (18)	Lawrence (7)	Williams (4)	Williams (3)
12/10	Michigan State *	W, 77-70	8-2 (1-1)	14,585	Gary (20)	Mast (14)	Mast (6)	Gary (3)
12/17	at Kansas State	W, 62-46	9-2 (1-1)	10,206	Mast (19)	Gary (18)	Tominaga (4)	Tominaga (5)
12/20	North Dakota	W, 82-75	10-2 (1-1)	13,387	Wilcher (16)	Gary (12)	Williams, Lawrence (3)	Gary (2)
12/29	South Carolina State	W, 91-62	11-2 (1-1)	14,987	Wilcher (18)	Allick, Williams, Hoiberg (6)	Coleman (6)	Tominaga, Wilcher (3)
1/3	Indiana *	W, 86-70	12-2 (2-1)	13,446	Tominaga (28)	Allick (8)	Hoiberg (4)	Lawrence, Williams (4)
1/6	at No. 21 Wisconsin *	L, 72-88	12-3 (2-2)	15,055	Tominaga (17)	Mast, Hoiberg (6)	Williams (6)	4 Players (1)
1/9	No. 1 Purdue *	W, 88-72	13-3 (3-2)	14,106	Tominaga (19)	Williams (11)	Williams (9)	Hoiberg (3)
1/12	at Iowa *	L, 76-94	13-4 (3-3)	9,670	Allick, Mast (14)	Hoiberg (6)	Hoiberg (4)	Hoiberg (2)
1/17	at Rutgers *	L, 82-87	13-5 (3-4)	8,000	Williams (22)	Mast (8)	Lawrence (5)	Williams (3)
1/20	Northwestern *	W, 75-69	14-5 (4-4)	14,977	Allick (15)	Mast (8)	Mast (6)	Lawrence, Wilcher (2)
1/23	Ohio State *	W, 83-69	15-5 (5-4)	14,408	Mast (34)	Mast (10)	Lawrence (6)	Hoiberg (2)
1/27	at Maryland *	L, 51-73	15-6 (5-5)	15,481	Wilcher (14)	Mast (6)	Mast (3)	Williams (2)
2/1	No. 6 Wisconsin *	W, 80-72 (OT)	16-6 (6-5)	15,318	Wilcher (22)	Williams (9)	Lawrence (4)	Hoiberg (3)
2/4	at No. 14 Illinois *	L, 84-87 (OT)	16-7 (6-6)	15,544	Tominaga (22)	Gary (11)	Tominaga (3)	Allick (3)
2/7	at Northwestern *	L, 68-80	16-8 (6-7)	5,681	Gary (15)	Williams (11)	Williams (4)	Lawrence (2)
2/10	Michigan *	W, 79-59	17-8 (7-7)	15,828	Tominaga (19)	Allick (8)	Mast (8)	Gary, Tominaga (2)
2/17	Penn State *	W, 68-49	18-8 (8-7)	15,751	Tominaga (17)	Mast (9)	Williams, Tominaga, Lawrence (2)	Gary, Hoiberg (2)
2/21	at Indiana *	W, 85-70	19-8 (9-7)	17,222	Tominaga (20)	4 players (6)	Lawrence (5)	5 players (1)
2/25	Minnesota *	W, 73-55	20-8 (10-7)	15,920	Gary (23)	Gary, Allick, Williams (8)	Hoiberg (3)	Williams (3)
2/29	Ohio State *	L, 69-78	20-9 (10-8)	13,090	Mast, Lawrence (14)	Mast (12)	Lawrence (5)	Williams (2)
3/3	Rutgers *	W, 67-58	21-9 (11-8)	15,854	Tominaga (18)	Allick (12)	Mast, Williams (3)	5 players (1)
3/10	at Michigan *	W, 85-70	22-9 (12-8)	11,006	Tominaga (30)	Gary (7)	Williams (4)	Tominaga (2)

THE LAST TIME...

Nebraska...	A Nebraska Opponent...
Scored 100 or more points.....	100; at NC State, 12/1/21
Scored 90 or more points.....	91; South Carolina State, 12/29/23
Scored 41 to 50 points.....	50; Illinois, 1/10/23
Scored 40 or fewer points.....	38; at Oregon, 12/15/12
Shot 70% from the field.....	.723; vs. UNC Wilmington 12/5/97 (34-47)
Shot 60% from the field.....	.616; vs. Boston College, 11/30/22 (32-52)
Shot 90% from the free throw line (Min 10 attempts).....	.909; vs. Southwest Minnesota State, 12/28/18 (10-11)
Made 10, 3-Point Field Goals.....	14; at Indiana, 2/21/2024 (14-33)
Had 60 rebounds.....	60; vs. Oral Roberts, 12/22/99
Had 50 rebounds.....	50; South Carolina State, 12/29/23
Had 30 assists.....	35; vs. Northeastern Illinois, 12/21/94
Had 15 steals.....	15; Indiana, 1/3/24
Had 10 blocked shots.....	14; at Northwestern, 1/2/18
Had 10 or fewer turnovers.....	8; at Michigan, 3/10/24
Had 20 or more turnovers.....	20; South Carolina State, 12/29/23
Had three players with 20 points.....	vs. Iowa, 3/10/19
.....	(Palmer Jr. 27; Watson Jr. 23; Roby 23)
Had three players with 10 rebounds.....	vs. Texas Tech, 1/19/00
.....	(Bradford 16, Ffriend 12, Truscott 11)
Had five players reach double-figure points.....	vs. Northwestern, 1/20/24
.....	(Allick-15; Tominaga-14; Williams-10; Lawrence-10; Wilcher-10)
Had a player score 40 points.....	41; Teddy Allen vs. Penn State 2/23/21
Had a player score 30 points.....	30; Keisei Tominaga at Michigan, 3/10/24
Had a player grab 15 rebounds.....	18; Juwan Gary at Kansas State, 12/17/2023
Had a player dish out 10 assists.....	12; Alonzo Verge Jr. at Ohio State, 3/1/22
Had a player collect five steals.....	5; Keisei Tominaga at Kansas State, 12/17/2023
Had a player block five shots.....	5; Isaiah Roby vs. Maryland, 2/6/18
Had a player with a triple double.....	13 pt/11 reb/10 asst.; Dalano Banton vs. Doane, 12/17/20
	102; Michigan, 12/7/21
	94; at Iowa, 1/23/24
	49; Penn State, 2/17/24
	38; Southwest Minnesota State, 12/28/18
	.723; Kansas, 2/2/85 (34-47)
	.630; Michigan, 3/5/17 (34-54)
	.905; vs. Oregon State, 11/18/23 (19-21)
	11; at Northwestern, 2/7/24 (11-25)
	70; at NC State, 12/1/21
	50; at Illinois, 2/4/24
	30; at Iowa, 1/12/24
	16; at Creighton, 12/11/2020
	11; at NC State, 12/1/21
	9; at Michigan, 3/10/24
	21; Kennesaw State, 12/22/21
	Michigan, 1/14/17
	(Wagner 23, Irvin 21, Walton 20)
	at Kansas, 1/9/02
	(Collison 13, Gooden 12, Simien 10)
	at Rutgers, 1/17/24
	(Hyatt-17; Mag-16; Omoruyi-14; Simpson-14; Williams-11)
	41; Marcus Carr, Minnesota, 2/27/213
	32; Jamison Battle, Ohio State, 2/29/23
	16; Julian Reese, Maryland, 1/27/24
	14; Tony Perkins, Iowa, 1/12/24
	6; Jamhir Young, at Maryland, 1/28/23
	7; Zach Edey, Purdue, 12/10/2022
	12 pt/11 reb./10 asst.; Trayce Jackson-Davis, Indiana, 12/7/22

SPECIALITY STATS

MISC. REVIEW

Nebraska Record When:	All (W)	All(L)	H(W)	H(L)	A (W)	A (L)							
Ahead at Halftime	17	2	14	1	3	1	Rebounds are Even	1	1	1	0	0	1
Behind at Halftime	5	6	4	1	1	5	Committing More TOs than Opp	6	5	5	0	1	5
Tied at Halftime	0	1	0	0	0	1	Committing Fewer TOs than Opp	14	3	11	1	3	2
Bench Outscores Opponent's	14	5	12	0	2	5	Turnovers are Even	2	1	2	0	0	1
Opponent Bench Outscores NU	7	4	5	2	2	2	Leading with 5:00 left	20	1	16	0	4	1
Bench scoring is even	1	0	1	0	0	0	Trailing with 5:00 left	2	8	2	1	0	7
Shooting 50% or Better	5	0	4	0	1	0	Tied with 5:00 left	0	0	0	0	0	0
Shooting Under 50%	17	9	14	2	3	7	In Overtime	1	2	1	0	0	2
Opp. Shoots 50% or Better	0	3	0	0	0	3	Scoring 80 or more points	14	2	11	0	3	2
Opp. Shoots Under 50%	22	6	18	2	4	4	Scoring 61 to 79 points	8	5	7	1	1	4
Outshooting Opponent (pct.)	21	2	17	0	4	2	Scoring 60 or fewer points	0	2	0	1	0	1
Outshot by Opponent (pct.)	1	7	1	1	0	6	Allowing 80 or more points	0	6	0	1	0	5
Shooting is even	0	0	0	0	0	0	Allowing 61 to 79 points	14	3	11	0	3	3
Outrebounding Opponent	15	0	12	0	3	0	Allowing 60 or fewer points	8	0	7	0	1	0
Outrebounded by Opponent	6	8	5	1	1	7							

MISC. TOTALS

Biggest margin of victory	32, Lindenwood (11/6)	Biggest halftime lead surrendered in loss	15, at Minnesota (12/6)
Biggest margin of defeat	29, Creighton (12/3)	Largest lead at any time	49, South Carolina State (12/29)
Largest deficit overcome in win	19, at Wisconsin (2/1)	Largest deficit at any time	31, Creighton (12/3)
Largest halftime deficit overcome in win	16, at Wisconsin (2/1)	Largest runs without opponent scoring	20 vs. Oregon State (9:26-2:51, 1st)
Largest lead surrendered in loss	17, at Minnesota (12/6)	Largest opponent run without NU scoring	15 at Iowa (18:10-14:09, 1st)

SPECIALITY STATS

Opponent	NU-Opp Paint	NU-Opp off TO	NU-Opp 2nd Ch.	NU-Opp Bench	Largest Lead	Largest Deficit	Tip	1st Sub(s)
Lindenwood	32-32	8-4	11-9	27-21	36 (2nd, 5:34)	2 (1st, 19:36)	L	Hoiberg
Florida A&M	24-26	11-9	18-9	30-24	29 (2nd, 12:39)	1 (1st, 15:38)	L	Hoiberg, Coleman, Rice
Rider	18-16	9-4	13-10	26-14	17 (2nd, 1:44)	-	W	Hoiberg, Coleman
Stony Brook	42-18	7-19	12-9	29-14	23 (2nd, 1:47)	2 (1st, 17:59)	W	Gary
vs. Oregon State	38-16	14-5	22-6	25-17	31 (2nd, 14:06)	6 (1st, 18:12)	L	Gary
Duquesne	32-34	7-3	8-16	27-19	17 (2nd, 6:57)	6 (1st, 12:37)	L	Wilcher, Hoiberg, Gary, Coleman
Cal State Fullerton	28-32	11-7	8-14	18-18	19 (2nd, 4:51)	3 (1st, 18:43)	L	Coleman
Creighton	34-36	13-5	10-16	18-20	3 (1st, 14:56)	31 (2nd, 1:44)	L	Gary
at Minnesota	32-24	21-24	8-14	20-27	17 (1st, 1:13)	11 (2nd, 0:32)	L	Wilcher, Gary
Michigan State	30-28	8-4	4-8	18-9	7 (2nd, 0:25)	7 (1st, 12:19)	L	Wilcher, Hoiberg
at Kansas State	28-22	8-4	16-12	9-11	19 (2nd, 4:22)	6 (1st, 3:12)	L	Allick
North Dakota	30-28	20-7	17-15	21-28	10 (2nd, 0:46)	14 (2nd, 19:16)	W	Wilcher
South Carolina State	34-26	19-13	8-9	47-46	49 (2nd, 8:39)	-	W	Hoiberg
Indiana	24-26	27-6	11-10	18-20	22 (2nd, 5:23)	5 (1st, 17:27)	L	Allick
at Wisconsin	18-36	12-17	6-7	18-36	-	21 (2nd, 1:40)	L	Hoiberg
Purdue	28-20	18-7	7-11	30-24	16 (2nd, 0:47)	6 (1st, 5:33)	L	Hoiberg
at Iowa	46-32	7-8	10-12	34-18	1 (2nd, 17:13)	21 (2nd, 2:21)	L	Hoiberg
at Rutgers	24-34	16-17	11-20	24-15	12 (1st, 8:51)	5 (OT, 2:19)	L	Wilcher, Allick
Northwestern	34-28	3-17	6-7	16-15	11 (2nd, 17:37)	5 (1st, 15:19)	W	Wilcher, Hoiberg
Ohio State	24-32	10-8	16-2	21-22	18 (2nd, 6:51)	9 (1st, 11:36)	L	Wilcher
at Maryland	12-30	8-25	5-18	19-25	10 (1st, 15:30)	25 (2nd, 14:07)	W	Wilcher
Wisconsin	24-18	18-18	6-7	34-10	8 (OT, 0:49)	19 (1st, 9:51)	W	Wilcher, Hoiberg, Gary
at Illinois	26-40	18-11	4-12	17-10	7 (1st, 7:13)	10 (2nd, 3:29)	W	Gary
at Northwestern	28-22	7-26	4-5	21-17	-	21 (2nd, 9:15)	L	Wilcher, Hoiberg, Lawrence
Michigan	38-18	12-5	14-13	15-12	30 (1st, 5:21)	2 (1st, 19:25)	L	Lawrence
Penn State	36-18	15-10	8-2	18-7	22 (2nd, 8:49)	4 (1st, 17:10)	W	Wilcher
at Indiana	20-38	15-6	2-16	23-8	22 (2nd, 19:51)	-	L	Wilcher
Minnesota	28-22	8-11	7-14	11-13	23 (2nd, 3:13)	5 (1st, 18:43)	W	Wilcher, Lawrence
at Ohio State	28-22	11-12	10-17	27-25	7 (1st, 5:07)	11 (2nd, 0:27)	L	Wilcher, Lawrence
Rutgers	22-34	9-9	12-13	9-30	17 (1st, 3:47)	-	W	Wilcher
at Michigan	48-26	4-4	4-4	9-18	20 (2nd, 13:37)	6 (1st, 18:24)	L	Wilcher, Lawrence



2023-24 HONORS

- NU Scholar-Athlete Honor Roll (Fall, 2023)
- University of Nebraska Graduate (Fall, 2023)

MISC. STATS

Category	2023-24	Career*
10+ Points	12	36
20+ Points	1	3
30+ Points	0	0
40+ Points	0	0
Double-Doubles	0	0
10+ Rebounds	0	0
10+ Assists	0	0
Led NU in Scoring	5	9
Led NU in Reb.	0	0
Led NU in Assists	0	1

*Includes Xavier

SEASON/CAREER HIGHS

Points	
Season:	22, Wisconsin (2/1/24)
College Career:	22, Two times (last, 2/1/24)
Rebounds	
Season:	5, Rider (11/13/23)
College Career:	6, Three times (last, 2/25/23)
Field Goals	
Season:	7, Two times (last, 2/1/24)
College Career:	8, vs. Omaha (11/10/22)
3-Point Field Goals	
Season:	5, Wisconsin (2/1/24)
College Career:	5, Two times (last, 2/1/42)
Free Throws	
Season:	5, Purdue (1/9/24)
College Career:	6, at Indiana (12/7/22)
Free Throw Attempts	
Season:	5, Purdue (1/9/24)
College Career:	6, at Indiana (12/7/22)
Assists	
Season:	3, Wisconsin (2/1/24)
College Career:	4, Three times (last, 2/14/23)
Steals	
Season:	3, South Carolina State (12/29/23)
College Career:	3, Two times (last, 12/29/23)
Blocks	
Season:	2, Lindenwood (11/6/23)
College Career:	2, Two times (last, 11/6/23)
Minutes Played	
Season:	28, Wisconsin (2/1/24)
College Career:	38, Two times (last, 1/7/23)

C.J. WILCHER

JUNIOR • GUARD • 6-5 • 214 • PLAINFIELD, N.J. • ROSELLE CATHOLIC

- Emerged as one of the Big Ten's best sixth men and has 12 double-figure efforts this season
- Finished with seven points in 15 minutes off the bench in the win at Michigan
- Hit a pair of 3-pointers and had a steal in the win over Rutgers
- Tied his career high with 22 points on 7-of-10 shooting, including a career-high five 3-pointers, and three assists in the OT win over No. 6 Wisconsin..had 12 points in a 20-3 run that brought NU back from a second-half deficit
- Led NU with 14 points, including 4-of-6 from 3-point range, in the loss at Maryland
- Came off the bench and had 16 points and three assists against Ohio State, including consecutive 3-pointers after OSU cut a 10-point lead to 46-43
- Totaled 12 points and a pair of assists in the loss at Rutgers
- Had 16 points off the bench on 4-of-5 shooting, as he had eight points in a 11-0 second-half run after No. 1 Purdue pulled with 54-52
- Finished with 11 first-half points against Indiana before missing the second half because of back spasms
- Scored 18 points on 7-of-9 shooting against South Carolina State while adding three steals
- Totaled 16 points, including four 3-pointers, and added four rebounds vs. North Dakota on Dec. 20
- Totaled 13 points and five rebounds in the win over Rider and 13 points against Lindenwood
- Played in all 32 games, including 24 starts, in 2022-23 and averaged 8.0 points per game while ranking second on the team with 42 3-pointers
- Totaled 10 double-figure efforts as a sophomore, including a career-high 22 points at No. 14 Indiana on Dec. 7, 2022
- Played in all 32 games in 2021-22, averaging 8.1 points and 2.3 rebounds per game as the Huskers' sixth man
- Paced NU in 3-pointers (52) and 3-point percentage (.406), while he also shot 43 percent from long range in Big Ten play
- Spent the 2020-21 season at Xavier, playing in 15 games and averaging 3.3 points and 1.1 rebounds per game
- Was a four-star recruit who ranked No. 81 by ESPN in the class of 2021
- Playing for Dave Boff at Roselle Catholic, averaging 18.8 points, 4.5 rebounds and 2.8 assists per game to earn first-team all-state honors
- Younger brother (Simeon) is a freshman guard at St. John's in 2023-24

CAREER STATS

				Field Goals		3-Point		F-Throws		Rebounds								Scoring		
SEASON	TEAM	GP-GS	MIN/AVG	FG-FGA	FG%	3FG-3FGA	3FG%	FT-FTA	FT%	OFF	DEF	TOT	AVG	PF-FO	A	TO	BLK	STL	PTS	AVG
2020-21	XU	15-1	151/10.1	18-45	.400	10-29	.345	4-4	1.000	7	9	16	1.1	11-0	5	7	1	5	50	3.3
2021-22	Nebr	32-2	791/24.7	92-199	.462	52-128	.406	22-35	.629	17	56	73	2.3	42-1	26	31	3	25	258	8.1
2022-23	Nebr	32-24	870/27.2	95-238	.399	42-134	.313	23-36	.639	17	61	78	2.4	52-1	44	47	6	18	255	8.0
2023-24	Nebr	31-2	563/18.2	85-185	.459	49-121	.405	31-33	.939	12	36	48	1.5	37-0	27	30	6	16	250	8.1
TOTAL FOR Nebr		95-28	2225/23.4	272-622	.437	143-383	.373	76-104	.731	46	153	199	2.1	131-2	97	108	15	59	763	8.0
TOTAL		110-29	2376/21.6	290-667	.435	153-412	.371	80-108	.741	53	162	215	2.0	142-2	102	115	16	64	813	7.4

2023-24 GAME BY GAME

Opponent	Date	GS	MIN	Total		3-Pointers		Free throws		Rebounds				PF	A	TO	BLK	STL	PTS	AVG	
				FG-FGA	PCT	3FG-3FGA	PCT	FT-FTA	PCT	OFF	DEF	TOT	AVG								
Lindenwood	11/06/2023	*	22:08	4-8	.500	2-5	.400	3-4	.750	0	1	1	1.0	0	2	0	2	0	13	13.0	
Florida A&M	11/09/2023	*	19:51	2-6	.333	1-4	.250	1-2	.500	0	1	1	1.0	4	2	0	1	0	6	9.5	
Rider	11/13/2023		22:51	4-8	.500	3-5	.600	2-2	1.000	4	1	5	2.3	2	1	3	0	0	13	10.7	
Stony Brook	11/15/2023		14:23	1-3	.333	0-2	.000	0-0	.000	0	0	0	1.8	0	0	0	0	1	2	8.5	
vs Oregon St.	11/18/2023		12:44	1-2	.500	1-2	.500	0-0	.000	0	0	0	1.4	0	1	0	0	0	3	7.4	
Duquesne	11/22/2023		16:17	1-2	.500	0-1	.000	0-0	.000	0	2	2	1.5	1	1	0	0	1	2	6.5	
Cal St. Fullerton	11/26/2023		16:37	2-6	.333	1-5	.200	0-0	.000	1	2	3	1.7	1	1	0	0	0	5	6.3	
Creighton	12/03/2023		14:56	2-4	.500	0-2	.000	0-0	.000	0	0	0	1.5	0	0	0	0	0	4	6.0	
at Minnesota	12/06/2023		18:07	3-6	.500	1-2	.500	2-2	1.000	1	2	3	1.7	2	2	1	0	0	9	6.3	
Michigan St.	12/10/2023		15:00	3-5	.600	2-4	.500	2-2	1.000	1	1	2	1.7	0	1	0	0	0	10	6.7	
at Kansas St.	12/17/2023		08:15	0-4	.000	0-2	.000	0-0	.000	1	2	3	1.8	1	0	1	1	0	0	6.1	
North Dakota	12/20/2023		18:22	6-10	.600	4-6	.667	0-0	.000	1	3	4	2.0	1	1	1	0	1	16	6.9	
South Carolina St.	12/29/2023		18:31	7-9	.778	2-4	.500	2-2	1.000	0	2	2	2.0	0	0	2	0	3	18	7.8	
Indiana	01/03/2024		13:45	3-6	.500	3-6	.500	2-2	1.000	1	1	2	2.0	1	0	0	0	2	11	8.0	
at Wisconsin	01/06/2024		16:33	2-4	.500	2-3	.667	0-0	.000	0	1	1	1.9	2	0	3	1	1	6	7.9	
Purdue	01/09/2024		19:22	4-5	.800	3-4	.750	5-5	1.000	0	0	0	1.8	1	0	0	0	0	16	8.4	
at Iowa	01/12/2024		19:01	1-4	.250	1-3	.333	2-2	1.000	1	3	4	1.9	1	2	0	0	0	5	8.2	
at Rutgers	01/17/2024		18:28	3-6	.500	2-5	.400	4-4	1.000	0	2	2	1.9	3	2	3	1	0	12	8.4	
Northwestern	01/20/2024		26:13	4-8	.500	2-4	.500	0-0	.000	0	1	1	1.9	3	1	3	0	2	10	8.5	
Ohio St.	01/23/2024		30:02	6-12	.500	4-7	.571	0-0	.000	0	1	1	1.9	0	3	0	0	1	16	8.9	
at Maryland	01/27/2024		23:18	5-7	.714	4-6	.667	0-0	.000	0	0	0	1.8	0	1	2	0	0	14	9.1	
Wisconsin	02/01/2024		27:29	7-10	.700	5-7	.714	3-3	1.000	0	1	1	1.7	2	3	0	0	1	22	9.7	
at Illinois	02/04/2024		19:31	1-6	.167	0-3	.000	0-0	.000	0	2	2	1.7	1	1	1	0	0	2	9.3	
at Northwestern	02/07/2024		20:37	2-7	.286	1-4	.250	0-0	.000	0	2	2	1.8	2	1	2	0	0	5	9.2	
Michigan	02/10/2024		16:48	1-4	.250	1-4	.250	0-0	.000	0	2	2	1.8	3	0	0	0	0	3	8.9	
Penn St.	02/17/2024		15:50	1-6	.167	0-4	.000	2-2	1.000	0	2	2	1.8	2	0	2	0	0	4	8.7	
at Indiana	02/21/2024		11:09	1-6	.167	0-4	.000	0-0	.000	0	1	1	1.7	2	0	2	0	0	2	8.5	
Minnesota	02/25/2024		11:24	0-4	.000	0-2	.000	0-0	.000	0	0	0	1.7	0	1	0	0	0	0	8.2	
at Ohio St.	02/29/2024		21:06	3-8	.375	1-5	.200	1-1	1.000	0	0	0	1.6	0	0	0	0	1	8	8.2	
Rutgers	03/03/2024		19:44	2-4	.500	2-3	.667	0-0	.000	0	0	0	1.6	0	0	1	0	1	6	8.1	
at Michigan	03/10/2024		14:54	3-5	.600	1-3	.333	0-0	.000	1	0	1	1.5	2	0	3	0	1	7	8.1	
Totals			2	563:15	85-185	.459	49-121	.405	31-33	.939	12	36	48	1.5	37	27	30	6	16	250	8.1

Player Averages

Games Played	Minutes/game	Points/game	FG Pct	3FG Pct	FT Pct	Rebounds/game	Assists/game	Turnovers/game	Assist/Turnover ratio	Steals/game	Blocks/game
31	18.2	8.1	45.9	40.5	93.9	1.5	0.9	1.0	0.9	0.5	0.2

SAM HOIBERG

SOPHOMORE • GUARD • 6-0 • 183 • LINCOLN, NEB. • PIUS X



2023-24 HONORS

- NU Scholar-Athlete Honor Roll (Fall, 2023)

- Savvy performer who brings a spark off the bench and has nearly a 2.5-to-1 assist-to turnover ratio and averages nearly a steal per game
- Tied a career high with four assists and added five points and five rebounds in 22 minutes at Ohio State
- Had four points, six rebounds and two steals in 25 minutes against Penn State
- Finished with four points, four rebounds and three assists in 17 minutes against Michigan
- Totaled three points, four rebounds and three steals in the overtime win over No. 6 Wisconsin
- Grabbed six rebounds and dished out three assists in the win over Northwestern
- Led NU in rebounds (six), assists (four) and steals (two) off the bench at Iowa
- Had nine points, including seven points in a 13-0 run to close the first half, three assists and three steals in the win over No. 1 Purdue
- Finished with five points, a team-high six boards and a pair of assists against No. 21 Wisconsin
- Totaled five points and a career-high four assists in 23 minutes against Indiana
- Set career bests in rebounds (seven) and assists (three) while adding five points in 16 minutes against South Dakota State
- Finished with five points, three rebounds and two assists in the win over Michigan State
- Topped NU against Lindenwood in the season opener, matching his career high with 15 points, along with five rebounds and two assists
- Played in 21 contests, including one start, in 2022-23 and was one of NU's top guards off the bench as he averaged 4.1 points per game on 55 percent shooting
- Provided an offensive spark down the stretch, averaging 6.6 ppg on 58 percent shooting and 2.9 rpg over the final 12 contests of 2022-23
- Poured in a career-high 15 points on 6-of-8 shooting in 26 minutes at Maryland on Jan. 27, 2023
- Garnered honorable-mention all-state honors as a senior, averaging 14.9 points, 4.2 rebounds and 3.8 assists at Lincoln Pius X High School in 2020-21, helping the school to an 18-4 record and a berth in the Class A (largest class) state tournament
- Sports and Media Communications major who hosts his own weekly radio show
- Is the son of NU Head Coach Fred Hoiberg, who played collegiately at Iowa State and in the NBA for a decade, while his oldest brother, Jack, played at both Michigan State (2017-21) and Texas Arlington (2021-22) and works in the San Antonio Spurs organization in the video department

CAREER STATS

		Field Goals				3-Point		F-Throws		Rebounds								Scoring		
SEASON	TEAM	GP-GS	MIN/AVG	FG-FGA	FG%	3FG-3FGA	3FG%	FT-FTA	FT%	OFF	DEF	TOT	AVG	PF-FO	A	TO	BLK	STL	PTS	AVG
2022-23	Nebr	21-1	267/12.7	27-49	.551	9-22	.409	23-28	.821	8	30	38	1.8	19-0	7	8	1	13	86	4.1
2023-24	Nebr	31-0	613/19.8	34-91	.374	15-46	.326	25-36	.694	18	74	92	3.0	62-0	55	23	3	29	108	3.5
TOTAL		52-1	880/16.9	61-140	.436	24-68	.353	48-64	.750	26	104	130	2.5	81-0	62	31	4	42	194	3.7

MISC. STATS

Category	2023-24	Career
10+ Points	1	3
20+ Points	0	0
30+ Points	0	0
40+ Points	0	0
Double-Doubles	0	0
10+ Rebounds	0	0
10+ Assists	0	0
Led NU in Scoring	1	1
Led NU in Reb.	3	4
Led NU in Assists	3	3

SEASON/CAREER HIGHS

Points		
Season:	15, Lindenwood (11/6/23)	
College Career:	15, Two times (1/28/23)	
Rebounds		
Season:	7, South Carolina State (12/29/23)	
College Career:	Same	
Field Goals		
Season:	5, Lindenwood (11/6/23)	
College Career:	6, at Maryland (1/28/23)	
3-Point Field Goals		
Season:	2, Two times (last, 1/17/24)	
College Career:	3, at Maryland (1/28/23)	
Free Throws		
Season:	4, Two times (last, 2/10/24)	
College Career:	5, Two times (last, 2/28/23)	
Free Throw Attempts		
Season:	6, at Northwestern (2/7/24)	
College Career:	6, Michigan State (2/28/23)	
Assists		
Season:	4, Three times (last, 2/29/24)	
College Career:	Same	
Steals		
Season:	4, Florida A&M (11/9/23)	
College Career:	Same	
Blocks		
Season:	1, Three times (last, 1/6/24)	
College Career:	1, Four times (last, 1/6/24)	
Minutes Played		
Season:	26, Ohio State (1/23/24)	
College Career:	37, Maryland (2/19/23)	

2023-24 GAME BY GAME

Opponent	Date	GS	MIN	Total		3-Pointers		Free throws		Rebounds				PF	A	TO	BLK	STL	PTS	AVG
				FG-FGA	PCT	3FG-3FGA	PCT	FT-FTA	PCT	OFF	DEF	TOT	AVG							
Lindenwood	11/06/2023		25:14	5-7	.714	2-4	.500	3-5	.600	0	5	5	5.0	1	2	0	1	1	15	15.0
Florida A&M	11/09/2023		22:37	1-3	.333	1-3	.333	0-0	.000	1	2	3	4.0	1	1	2	0	4	3	9.0
Rider	11/13/2023		22:04	2-4	.500	1-3	.333	2-2	1.000	2	2	4	4.0	2	1	1	0	0	7	8.3
Stony Brook	11/15/2023		12:41	1-2	.500	0-1	.000	0-0	.000	0	0	0	3.0	3	1	1	0	0	2	6.8
vs Oregon St.	11/18/2023		11:48	2-4	.500	1-3	.333	0-1	.000	0	0	0	2.4	3	0	1	0	0	5	6.4
Duquesne	11/22/2023		14:43	1-3	.333	1-1	1.000	0-0	.000	0	0	0	2.0	0	0	0	1	0	3	5.8
Cal St. Fullerton	11/26/2023		15:20	0-1	.000	0-0	.000	0-0	.000	0	2	2	2.0	3	1	0	0	0	0	5.0
Creighton	12/03/2023		11:12	0-3	.000	0-0	.000	0-2	.000	2	3	5	2.4	0	0	0	0	1	0	4.4
at Minnesota	12/06/2023		08:28	0-0	.000	0-0	.000	0-0	.000	0	0	0	2.1	0	2	0	0	0	0	3.9
Michigan St.	12/10/2023		16:38	1-4	.250	1-2	.500	2-2	1.000	0	3	3	2.2	1	2	0	0	1	5	4.0
at Kansas St.	12/17/2023		25:33	1-3	.333	1-2	.500	0-0	.000	0	3	3	2.3	1	2	0	0	2	3	3.9
North Dakota	12/20/2023		23:46	2-4	.500	1-2	.500	0-0	.000	0	2	2	2.3	4	2	3	0	1	5	4.0
South Carolina St.	12/29/2023		16:34	2-6	.333	0-2	.000	1-2	.500	3	4	7	2.6	3	3	2	0	2	5	4.1
Indiana	01/03/2024		22:53	1-3	.333	0-1	.000	3-3	1.000	0	0	0	2.4	3	4	1	0	1	5	4.1
at Wisconsin	01/06/2024		19:52	1-4	.250	1-2	.500	2-2	1.000	0	6	6	2.7	2	2	1	1	0	5	4.2
Purdue	01/09/2024		23:54	4-5	.800	1-2	.500	0-0	.000	0	2	2	2.6	2	3	0	0	3	9	4.5
at Iowa	01/12/2024		25:07	1-5	.200	0-2	.000	0-0	.000	0	6	6	2.8	1	4	2	0	2	2	4.4
at Rutgers	01/17/2024		18:58	2-2	1.000	2-2	1.000	0-0	.000	0	1	1	2.7	2	1	2	0	0	6	4.4
Northwestern	01/20/2024		21:52	1-1	1.000	0-0	.000	0-1	.000	1	5	6	2.9	1	3	0	0	0	2	4.3
Ohio St.	01/23/2024		26:47	0-2	.000	0-0	.000	1-2	.500	1	3	4	3.0	2	0	1	0	2	1	4.2
at Maryland	01/27/2024		19:17	0-1	.000	0-1	.000	0-0	.000	0	2	2	2.9	2	1	2	0	1	0	4.0
Wisconsin	02/01/2024		22:04	1-2	.500	0-0	.000	1-2	.500	1	3	4	3.0	3	2	0	0	3	3	3.9
at Illinois	02/04/2024		18:57	1-2	.500	1-2	.500	0-0	.000	1	1	2	2.9	2	1	0	0	0	3	3.9
at Northwestern	02/07/2024		19:18	0-0	.000	0-0	.000	4-6	.667	0	1	1	2.8	2	2	0	0	0	4	3.9
Michigan	02/10/2024		17:15	0-2	.000	0-1	.000	4-4	1.000	1	3	4	2.9	2	3	1	0	1	4	3.9
Penn St.	02/17/2024		24:26	2-5	.400	0-2	.000	0-0	.000	2	4	6	3.0	2	1	2	0	2	4	3.9
at Indiana	02/21/2024		18:06	0-0	.000	0-0	.000	2-2	1.000	0	2	2	3.0	2	1	0	0	1	2	3.8
Minnesota	02/25/2024		21:22	0-4	.000	0-2	.000	0-0	.000	2	3	5	3.0	3	3	0	0	1	0	3.7
at Ohio St.	02/29/2024		22:06	2-5	.400	1-3	.333	0-0	.000	1	3	4	3.1	2	4	0	0	0	5	3.7
Rutgers	03/03/2024		23:19	0-2	.000	0-2	.000	0-0	.000	0	2	2	3.0	3	2	0	0	0	0	3.6
at Michigan	03/10/2024		20:38	0-2	.000	0-1	.000	0-0	.000	0	1	1	3.0	4	1	1	0	0	0	3.5
Totals		0	612:49	34-91	.374	15-46	.326	25-36	.694	18	74	92	3.0	62	55	23	3	29	108	3.5

Player Averages

Games Played	Minutes/game	Points/game	FG Pct	3FG Pct	FT Pct	Rebounds/game	Assists/game	Turnovers/game	Assist/Turnover ratio	Steals/game	Blocks/game
31	19.8	3.5	37.4	32.6	69.4	3.0	1.8	0.7	2.4	0.9	0.1



2023-24 HONORS

- NU Scholar-Athlete Honor Roll (Fall, 2023)

MISC. STATS

Category	2023-24	Career*
10+ Points	22	61
20+ Points	2	14
30+ Points	0	2
40+ Points	0	0
Double-Doubles	1	5
10+ Rebounds	2	6
10+ Assists	0	0
Led NU in Scoring	3	3
Led NU in Reb.	8	8
Led NU in Assists	10	10
Includes Charlotte		

SEASON/CAREER HIGHS

Points	
Season:	25, vs. Oregon State (11/18/23)
College Career:	32, UAB (3/4/23)
Rebounds	
Season:	11, Purdue (1/9/24)
College Career:	13, Rice (2/25/23)
Field Goals	
Season:	9, vs. Oregon State (11/18/23)
College Career:	12, UAB (3/4/23)
3-Point Field Goals	
Season:	4, at Rutgers (1/17/24)
College Career:	4, Two times (last, 1/17/24)
Free Throws	
Season:	7, Two times (last, 2/1/24)
College Career:	11, Middle Tenn. St. (12/29/22)
Free Throw Attempts	
Season:	8, Two times (last, 2/1/24)
College Career:	14, Louisiana Tech (12/31/22)
Assists	
Season:	9, Purdue (1/9/24)
College Career:	4, Three times (last, 12/6/23)
Steals	
Season:	4, Indiana (1/3/24)
College Career:	Same
Blocks	
Season:	2, Four times (last, 1/9/24)
College Career:	3, Two times (last, 3/20/23)
Minutes Played	
Season:	39, Two times (last, 2/1/24)
College Career:	46, UAB (3/4/23)

BRICE WILLIAMS

JUNIOR • GUARD • 6-7 • 213 • HUNTERSVILLE, N.C. • CHARLOTTE

- Three-level scorer who is a career 39 percent shooter from 3-point range and has the ability to guard multiple positions
- Has been in double figures a team-high 22 times, including a season-high 25-point effort in the win over Oregon State
- Totaled 15 points, eight boards and three steals against Minnesota
- Finished with 18 points, six rebounds and a pair of assists in the win at Indiana
- Recorded his first double-double of the season with 13 points, 10 rebounds and four assists at Northwestern
- Nearly posted a double-double with 17 points, including six points in OT, and nine rebounds in the win over No. 6 Wisconsin
- Finished with 14 points, seven rebounds and four assists in the win over Ohio State
- Led NU with 22 points and had six rebounds and three steals at Rutgers
- Played his best all-around game of the year vs. No. 1 Purdue with nine points, a career-high nine assists, 11 rebounds and two blocked shots
- Totaled 15 points, six rebounds and a career-high four steals in the win over Indiana
- Nearly posted a double-double at Kansas State with 10 points and nine rebounds
- Scored all 14 of his points in the second half against Michigan State, including a go-ahead 3-pointer with 2:10 remaining.
- Finished with 18 points, six boards, four assists and three steals before fouling out at Minnesota
- Returned from a knee injury to earn second-team All-Conference USA honors in 2022-23, averaging 13.8 points and 5.8 rebounds per game while shooting almost 40 percent from 3-point range.
- MVP of the 2023 College Basketball Invitational, averaging 16.3 points, 7.8 rebounds and 3.0 assists per game and posting two double-doubles in four games
- Two-time C-USA Player of the Week who earned USBWA National Player of the Week after averaging 31.0 points on 78 percent shooting, 5.5 rebounds and 1.5 assists per game
- Graduated from Charlotte with a degree in mass communications in July of 2023 and is in NU's graduate program
- His father (Henry) is Charlotte's all-time leading scorer with 2,383 points and was a second-round pick of the San Antonio Spurs in 1992 before playing in Europe for a decade

CAREER STATS

				Field Goals		3-Point		F-Throws		Rebounds										Scoring	
SEASON	TEAM	GP-GS	MIN/AVG	FG-FGA	FG%	3FG-3FGA	3FG%	FT-FTA	FT%	OFF	DEF	TOT	AVG	PF-FO	A	TO	BLK	STL	PTS	AVG	
2019-20	CLT	27-0	244/9.0	23-62	.371	9-30	.300	8-12	.667	5	35	40	1.5	18-0	4	11	7	6	63	2.3	
2020-21	CLT	25-14	738/29.5	86-182	.473	31-72	.431	40-57	.702	20	79	99	4.0	54-0	25	27	11	19	243	9.7	
2022-23	CLT	36-13	976/27.1	170-355	.479	58-146	.397	97-115	.843	28	162	190	5.3	48-1	43	46	13	20	495	13.8	
2023-24	Nebr	31-31	914/29.5	123-282	.436	43-114	.377	96-115	.835	30	143	173	5.6	80-3	76	56	18	33	385	12.4	
TOTAL FOR Nebr		31-31	914/29.5	123-282	.436	43-114	.377	96-115	.835	30	143	173	5.6	80-3	76	56	18	33	385	12.4	
TOTAL		119-58	2873/24.1	402-881	.456	141-362	.390	241-299	.806	83	419	502	4.2	200-4	148	140	49	78	1186	10.0	

2023-24 GAME BY GAME

Opponent	Date	GS	MIN	Total		3-Pointers		Free throws		Rebounds				PF	A	TO	BLK	STL	PTS	AVG	
				FG-FGA	PCT	3FG-3FGA	PCT	FT-FTA	PCT	OFF	DEF	TOT	AVG								
Lindenwood	11/06/2023	*	23:15	4-11	.364	2-6	.333	3-4	.750	0	1	1	1.0	1	2	1	1	0	13	13.0	
Florida A&M	11/09/2023	*	22:19	3-9	.333	2-4	.500	7-7	1.000	2	4	6	3.5	3	2	1	1	0	15	14.0	
Rider	11/13/2023	*	28:01	1-6	.167	1-3	.333	4-5	.800	0	8	8	5.0	1	3	1	0	1	7	11.7	
Stony Brook	11/15/2023	*	23:26	6-9	.667	2-3	.667	3-4	.750	2	7	9	6.0	3	4	3	0	0	17	13.0	
vs Oregon St.	11/18/2023	*	28:21	9-17	.529	3-7	.429	4-4	1.000	3	0	3	5.4	0	2	0	1	2	25	15.4	
Duquesne	11/22/2023	*	30:06	3-6	.500	1-3	.333	4-4	1.000	0	1	1	4.7	3	1	0	0	0	11	14.7	
Cal St. Fullerton	11/26/2023	*	29:48	4-9	.444	2-5	.400	4-4	1.000	0	2	2	4.3	3	3	1	2	0	14	14.6	
Creighton	12/03/2023	*	21:19	3-7	.429	0-0	.000	0-0	.000	2	5	7	4.6	1	2	1	0	1	6	13.5	
at Minnesota	12/06/2023	*	30:28	8-16	.500	1-3	.333	1-2	.500	3	3	6	4.8	5	4	4	1	3	18	14.0	
Michigan St.	12/10/2023	*	30:02	4-7	.571	1-2	.500	5-6	.833	0	3	3	4.6	2	0	2	1	0	14	14.0	
at Kansas St.	12/17/2023	*	31:59	4-12	.333	2-7	.286	0-1	.000	1	8	9	5.0	3	2	2	2	0	10	13.6	
North Dakota	12/20/2023	*	30:02	4-12	.333	0-5	.000	4-4	1.000	3	4	7	5.2	2	3	2	0	1	12	13.5	
South Carolina St.	12/29/2023	*	20:08	5-10	.500	1-4	.250	5-5	1.000	0	7	7	5.3	2	1	3	2	0	16	13.7	
Indiana	01/03/2024	*	23:32	5-10	.500	3-4	.750	2-3	.667	3	3	6	5.4	2	1	3	0	4	15	13.8	
at Wisconsin	01/06/2024	*	31:48	3-9	.333	1-3	.333	3-3	1.000	0	4	4	5.3	1	6	1	0	0	10	13.5	
Purdue	01/09/2024	*	29:39	2-6	.333	1-1	1.000	4-4	1.000	0	11	11	5.6	3	9	2	2	2	9	13.3	
at Iowa	01/12/2024	*	30:20	3-11	.273	0-6	.000	0-0	.000	0	4	4	5.5	2	2	2	0	1	6	12.8	
at Rutgers	01/17/2024	*	39:12	6-13	.462	4-8	.500	6-8	.750	0	6	6	5.6	4	2	2	0	3	22	13.3	
Northwestern	01/20/2024	*	31:24	4-6	.667	1-2	.500	3-5	.600	0	4	4	5.5	3	2	3	0	0	12	13.3	
Ohio St.	01/23/2024	*	27:08	5-9	.556	2-4	.500	2-2	1.000	2	5	7	5.6	1	4	2	0	1	14	13.3	
at Maryland	01/27/2024	*	28:03	2-7	.286	2-3	.667	3-4	.750	0	3	3	5.4	3	1	2	1	2	9	13.1	
Wisconsin	02/01/2024	*	38:39	4-9	.444	2-3	.667	7-8	.875	2	7	9	5.6	4	2	5	1	2	17	13.3	
at Illinois	02/04/2024	*	33:44	3-12	.250	1-5	.200	0-0	.000	0	3	3	5.5	5	1	1	1	0	7	13.0	
at Northwestern	02/07/2024	*	35:13	5-7	.714	1-2	.500	2-2	1.000	0	10	10	5.7	2	4	3	0	1	13	13.0	
Michigan	02/10/2024	*	25:51	5-9	.556	1-1	1.000	2-4	.500	1	3	4	5.6	3	0	1	0	0	13	13.0	
Penn St.	02/17/2024	*	28:02	1-6	.167	0-2	.000	0-0	.000	2	5	7	5.7	1	2	2	0	1	2	12.6	
at Indiana	02/21/2024	*	32:35	6-10	.600	2-6	.333	4-4	1.000	1	5	6	5.7	2	2	1	1	1	18	12.8	
Minnesota	02/25/2024	*	35:26	4-9	.444	2-5	.400	5-6	.833	1	7	8	5.8	3	1	1	0	3	15	12.9	
at Ohio St.	02/29/2024	*	22:58	3-7	.429	1-2	.500	0-0	.000	1	1	2	5.6	5	1	1	0	2	7	12.7	
Rutgers	03/03/2024	*	37:04	1-5	.200	1-3	.333	5-6	.833	1	6	7	5.7	4	3	3	1	1	8	12.5	
at Michigan	03/10/2024	*	34:19	3-6	.500	0-2	.000	4-6	.667	0	3	3	5.6	3	4	0	0	1	10	12.4	
Totals			31	914:11	123-282	.436	43-114	.377	96-115	.835	30	143	173	5.6	80	76	56	18	33	385	12.4

Player Averages

Games Played	Minutes/game	Points/game	FG Pct	3FG Pct	FT Pct	Rebounds/game	Assists/game	Turnovers/game	Assist/Turnover ratio	Steals/game	Blocks/game
31	29.5	12.4	43.6	37.7	83.5	5.6	2.5	1.8	1.4	1.1	0.6

JUWAN GARY

JUNIOR • GUARD/FORWARD • 6-6 • 215 • COLUMBIA, S.C. • ALABAMA



2023-24 HONORS

- Returning starter at forward who returned after season-ending shoulder surgery in January of 2023
- Gives the Huskers toughness and athleticism and has worked to significantly improve his shooting
- Has been in double figures 15 times, tying or setting career highs in scoring three times in 2023-24
- Tallied nine points and seven rebounds in the win at Michigan
- Recorded his fifth double-double of the season with 15 points, 11 rebounds and three blocked shots vs. Rutgers
- Posted a career high with 22 points, including 4-of-7 from 3-point range, along with eight boards in the win over Minnesota
- Finished with 16 points and six rebounds at Indiana
- Totaled 13 points, six boards and a pair of steals in 31 minutes against Penn State
- Came off the bench for his fourth double-double of the season at No. 14 Illinois, finishing with 12 points, 11 boards and two steals
- Had nine points and six boards in 22 minutes at Rutgers before suffering a calf strain which sidelined him for three contests
- Finished with 13 points, five rebounds and two steals in the win over No. 1 Purdue
- Posted his second straight double-double with 12 points and 12 boards vs. North Dakota
- Grabbed a career-high 18 rebounds, including 11 offensive boards, and had 13 points in the win at Kansas State
- Made his first start of the season against Michigan State and finished with 20 points on 8-of-11 shooting, three rebounds and three steals
- Totaled a career-high 20 points on 7-of-10 shooting against Duquesne
- Recorded a double-double in the win over Oregon State with 12 points and a season-high 10 rebounds, marking his fourth career double-double
- Starting forward who played in 17 games before suffering a season-ending left shoulder injury on Jan. 10, 2023
- Played in 29 games at Alabama in 2021-22, averaging 6.5 points per game on 51 percent shooting and 3.4 rebounds per game
- Totaled eight double-figure efforts, including a career-high 19 points in wins over both Houston and at Florida, and two double-doubles
- Helped Alabama to an SEC title and an NCAA Sweet 16 berth in 2020-21, playing in 30 games, including two starts, as Alabama went 26-7
- Suffered a torn right ACL in October of 2019 and missed the entire season
- Ranked No. 64 overall by ESPN and was No. 82 in the RSCI Composite after averaging 25 points, seven rebounds and two blocks per game for Liberty Heights Charter School

CAREER STATS

				Field Goals		3-Point		F-Throws		Rebounds								Scoring		
SEASON	TEAM	GP-GS	MIN/AVG	FG-FGA	FG%	3FG-3FGA	3FG%	FT-FTA	FT%	OFF	DEF	TOT	AVG	PF-FO	A	TO	BLK	STL	PTS	AVG
2020-21	Bama	30-2	284/9.5	48-89	.539	1-9	.111	18-34	.529	40	45	85	2.8	40-1	5	13	12	14	115	3.8
2021-22	Bama	29-16	450/15.5	73-142	.514	9-41	.220	33-54	.611	49	50	99	3.4	61-1	9	18	16	17	188	6.5
2022-23	Nebr	17-17	502/29.6	64-147	.435	15-57	.263	18-29	.621	35	75	110	6.5	32-0	14	15	9	24	161	9.5
2023-24	Nebr	25-17	680/27.2	113-225	.502	25-78	.321	47-71	.662	59	97	156	6.2	50-1	29	18	21	27	298	11.9
TOTAL FOR Nebr		42-34	1182/28.1	177-372	.476	40-135	.296	65-100	.650	94	172	266	6.3	82-1	43	33	30	51	459	10.9
TOTAL		101-52	1916/19.0	298-603	.494	50-185	.270	116-188	.617	183	267	450	4.5	183-3	57	64	58	82	762	7.5

MISC. STATS

Category	2023-24	Career*
10+ Points	15	35
20+ Points	3	3
30+ Points	0	0
40+ Points	0	0
Double-Doubles	5	8
10+ Rebounds	5	10
10+ Assists	0	0
Led NU in Scoring	4	7
Led NU in Reb.	6	10
Led NU in Assists	0	0

*Includes Alabama

SEASON/CAREER HIGHS

Points	
Season:	22, Minnesota (2/25/24)
College Career:	Same
Rebounds	
Season:	18, at Kansas State (12/17/23)
College Career:	Same
Field Goals	
Season:	8, Two times (last, 12/10/23)
College Career:	Same
3-Point Field Goals	
Season:	4, Minnesota (2/25/24)
College Career:	same
Free Throws	
Season:	5, Cal State Fullerton (11/26/23)
College Career:	6 vs. Houston (12/11/21)
Free Throw Attempts	
Season:	6, Cal State Fullerton (11/26/23)
College Career:	9 vs. Houston (12/11/21)
Assists	
Season:	4, South Carolina State (12/29/23)
College Career:	Same
Steals	
Season:	3, Two times (last, 12/10/23)
College Career:	4, at Kansas State (12/17/22)
Blocks	
Season:	4, South Carolina State (12/29/23)
College Career:	Same
Minutes Played	
Season:	36, Michigan State (12/10/23)
College Career:	37, Iowa (12/29/22)

2023-24 GAME BY GAME

Opponent	Date	GS	MIN	Total		3-Pointers		Free throws		Rebounds				PF	A	TO	BLK	STL	PTS	AVG
				FG-FGA	PCT	3FG-3FGA	PCT	FT-FTA	PCT	OFF	DEF	TOT	AVG							
Stony Brook	11/15/2023		23:18	8-11	.727	2-4	.500	1-4	.250	2	5	7	7.0	0	0	0	0	0	19	19.0
vs Oregon St.	11/18/2023		20:58	5-10	.500	1-4	.250	1-2	.500	4	6	10	8.5	3	2	2	2	1	12	15.5
Duquesne	11/22/2023		22:03	7-10	.700	2-4	.500	4-4	1.000	2	3	5	7.3	3	1	0	0	0	20	17.0
Cal St. Fullerton	11/26/2023		24:46	3-10	.300	2-7	.286	5-6	.833	2	4	6	7.0	0	1	0	0	2	13	16.0
Creighton	12/03/2023		24:11	4-9	.444	0-2	.000	0-0	.000	1	0	1	5.8	0	1	0	1	3	8	14.4
at Minnesota	12/06/2023		30:54	5-7	.714	0-1	.000	1-1	1.000	2	2	4	5.5	3	2	2	0	2	11	13.8
Michigan St.	12/10/2023	*	35:59	8-11	.727	2-4	.500	2-3	.667	0	3	3	5.1	2	1	1	2	3	20	14.7
at Kansas St.	12/17/2023	*	30:39	6-16	.375	1-2	.500	0-0	.000	11	7	18	6.8	3	1	3	1	0	13	14.5
North Dakota	12/20/2023	*	34:01	4-8	.500	3-5	.600	1-2	.500	4	8	12	7.3	1	2	0	0	2	12	14.2
South Carolina St.	12/29/2023	*	15:42	1-3	.333	0-2	.000	3-4	.750	2	1	3	6.9	0	4	0	4	1	5	13.3
Indiana	01/03/2024	*	20:32	2-7	.286	0-2	.000	0-0	.000	2	0	2	6.5	4	2	0	0	1	4	12.5
at Wisconsin	01/06/2024	*	17:50	4-5	.800	0-1	.000	0-0	.000	0	0	0	5.9	4	0	0	1	0	8	12.1
Purdue	01/09/2024	*	33:13	4-8	.500	1-1	1.000	3-6	.500	3	2	5	5.8	2	1	1	1	2	12	12.1
at Iowa	01/12/2024	*	13:41	3-8	.375	0-3	.000	3-4	.750	2	3	5	5.8	4	0	0	1	0	9	11.9
at Rutgers	01/17/2024	*	22:32	4-8	.500	1-3	.333	0-0	.000	3	3	6	5.8	0	0	0	1	1	9	11.7
Wisconsin	02/01/2024		33:05	3-6	.500	0-3	.000	3-6	.500	1	3	4	5.7	1	1	2	1	0	9	11.5
at Illinois	02/04/2024		34:56	4-5	.800	0-0	.000	4-4	1.000	1	10	11	6.0	4	2	1	0	2	12	11.5
at Northwestern	02/07/2024	*	28:48	6-11	.545	1-2	.500	2-3	.667	2	1	3	5.8	5	0	2	1	0	15	11.7
Michigan	02/10/2024	*	26:20	2-5	.400	1-2	.500	0-2	.000	3	4	7	5.9	3	2	1	1	2	5	11.4
Penn St.	02/17/2024	*	30:49	5-9	.556	0-1	.000	3-3	1.000	3	3	6	5.9	1	0	0	0	2	13	11.5
at Indiana	02/21/2024	*	34:01	6-12	.500	2-4	.500	1-5	.200	3	3	6	5.9	3	1	0	0	1	15	11.6
Minnesota	02/25/2024	*	34:31	7-13	.538	4-7	.571	4-4	1.000	3	5	8	6.0	0	2	2	0	0	22	12.1
at Ohio St.	02/29/2024	*	27:11	3-12	.250	0-6	.000	2-2	1.000	0	6	6	6.0	3	1	0	0	1	8	11.9
Rutgers	03/03/2024	*	31:49	5-15	.333	2-7	.286	3-4	.750	2	9	11	6.2	1	1	0	3	1	15	12.0
at Michigan	03/10/2024	*	27:49	4-6	.667	0-1	.000	1-2	.500	1	6	7	6.2	0	1	1	1	0	9	11.9
Totals		17	679:39	113-225	.502	25-78	.321	47-71	.662	59	97	156	6.2	50	29	18	21	27	298	11.9

Player Averages

Games Played	Minutes/game	Points/game	FG Pct	3FG Pct	FT Pct	Rebounds/game	Assists/game	Turnovers/game	Assist/Turnover ratio	Steals/game	Blocks/game
25	27.2	11.9	50.2	32.1	66.2	6.2	1.2	0.7	1.6	1.1	0.8



2023-24 HONORS

JARRON COLEMAN

SENIOR • GUARD • 6-5 • 213 • INDIANAPOLIS, IND. • BALL STATE

- Grad transfer from Ball State who comes off the bench to give the Husker backcourt size and leadership
- Has recorded multiple assists seven times in 2023-24, including a season-high six assists against South Carolina State
- Saw his first action since Dec. 6 against SCSU, finishing with eight points, including a pair of 3-pointers, and six assists in 19 minutes
- Totaled five points, six boards and four assists in the win over Lindenwood
- Was a second-team All-Mid-American Conference pick in 2022-23, topping Ball State in scoring (14.6 ppg), assists (3.8 apg) and steals (1.3 spg), as he finished eighth in the MAC in assists and 3-pointers per game
- Spent the 2021-22 season at Missouri, where he averaged 8.6 points, 3.4 rebounds and 2.8 assists per game, leading the Tigers in assists and 3-pointers (46) while totaling 14 double-figure efforts
- Was the MAC Freshman of the Year in 2019-20 at Ball State, leading all MAC Freshmen in scoring, assists and rebounding in conference action
- Played at Cathedral High School in Indianapolis, where he averaged 17.2 points, 6.3 rebounds and 4.1 assists per game to garner IBCA Senior All-State Supreme 15 honors
- Received his undergraduate degree from Ball State in July of 2023, becoming the first college graduate in his family, and is currently studying sports communications at Nebraska

MISC. STATS

Category	2023-24	Career*
10+ Points	0	51
20+ Points	0	9
30+ Points	0	0
40+ Points	0	0
Double-Doubles	0	11
10+ Rebounds	0	13
10+ Assists	0	0
Led NU in Scoring	0	0
Led NU in Reb.	0	0
Led NU in Assists	3	3

*Includes Ball State/Missouri

SEASON/CAREER HIGHS

Points	
Season:	8, South Carolina State (12/29/23)
College Career:	33, Toledo (3/11/21)
Rebounds	
Season:	6, Lindenwood (11/6/23)
College Career:	13, at Ole Miss (1/18/22)
Field Goals	
Season:	3,, South Carolina State (12/29/23)
College Career:	12, Toledo (3/11/21)
3-Point Field Goals	
Season:	2,, South Carolina State (12/29/23)
College Career:	7, Two times (last, 1/24/23)
Free Throws	
Season:	2, Two times (last, 11/15/23)
College Career:	9, Kent State (2/21/23)
Free Throw Attempts	
Season:	3, Florida A&M (11/9/23)
College Career:	10, Kent State (2/21/23)
Assists	
Season:	6, South Carolina State (12/29/23)
College Career:	8, Four times (last, 2/21/23)
Steals	
Season:	1, Three times (last, 12/29/23)
College Career:	4, Two times (last, 1/17/23)
Blocks	
Season:	1, Florida A&M (11/9/23)
College Career:	2, Three times (last, 12/10/22)
Minutes Played	
Season:	20, Two times (last, 12/29/23)
College Career:	43, Eastern Michigan (2/3/23)

CAREER STATS

		Field Goals						3-Point		F-Throws		Rebounds			Scoring						
SEASON	TEAM	GP-GS	MIN/AVG	FG-FGA	FG%	3FG-3FGA	3FG%	FT-FTA	FT%	OFF	DEF	TOT	AVG	PF-FO	A	TO	BLK	STL	PTS	AVG	
2019-20	BSU	31-25	791/25.5	109-239	.456	26-80	.325	44-67	.657	25	123	148	4.8	56-1	91	83	8	27	288	9.3	
2020-21	BSU	13-10	351/27.0	62-130	.477	31-73	.425	25-32	.781	15	53	68	5.2	25-0	42	41	6	9	180	13.8	
2021-22	MIZ	31-21	888/28.6	97-269	.361	46-152	.303	27-42	.643	15	90	105	3.4	64-2	86	85	7	28	267	8.6	
2022-23	BSU	30-30	1026/34.2	143-380	.376	68-193	.352	76-98	.776	17	129	146	4.9	76-1	115	75	10	40	430	14.3	
2023-24	Nebr	11-0	140/12.7	8-34	.235	4-21	.190	7-11	.636	1	19	20	1.8	11-0	26	17	1	3	27	2.5	
TOTAL FOR Nebr		11-0	140/12.7	8-34	.235	4-21	.190	7-11	.636	1	19	20	1.8	11-0	26	17	1	3	27	2.5	
TOTAL		116-86	3195/27.5	419-1052	.398	175-519	.337	179-250	.716	73	414	487	4.2	232-4	360	301	32	107	1192	10.3	

2023-24 GAME BY GAME

Opponent	Date	GS	MIN	Total		3-Pointers		Free throws		Rebounds				PF	A	TO	BLK	STL	PTS	AVG
				FG-FGA	PCT	3FG-3FGA	PCT	FT-FTA	PCT	OFF	DEF	TOT	AVG							
Lindenwood	11/06/2023		19:47	1-3	.333	1-2	.500	2-2	1.000	0	6	6	6.0	1	4	2	0	1	5	4.0
Florida A&M	11/09/2023		17:54	1-3	.333	1-3	.333	1-3	.333	0	3	3	4.5	0	3	3	1	0	4	5.5
Rider	11/13/2023		18:46	1-5	.200	0-3	.000	1-2	.500	0	3	3	4.0	1	2	0	0	0	3	4.0
Stony Brook	11/15/2023		10:47	1-2	.500	0-1	.000	2-2	1.000	0	1	1	3.3	1	2	2	0	0	4	4.0
vs Oregon St.	11/18/2023		14:50	0-2	.000	0-2	.000	1-2	.500	0	2	2	3.0	1	3	0	0	1	1	3.4
Duquesne	11/22/2023		13:38	1-5	.200	0-1	.000	0-0	.000	1	1	2	2.8	1	4	0	0	0	2	3.2
Cal St. Fullerton	11/26/2023		08:31	0-2	.000	0-1	.000	0-0	.000	0	2	2	2.7	1	2	4	0	0	0	2.7
Creighton	12/03/2023		10:36	0-4	.000	0-2	.000	0-0	.000	0	1	1	2.5	2	0	0	0	0	0	2.4
at Minnesota	12/06/2023		03:25	0-1	.000	0-1	.000	0-0	.000	0	0	0	2.2	2	0	0	0	0	0	2.1
South Carolina St.	12/29/2023		19:30	3-7	.429	2-5	.400	0-0	.000	0	0	0	2.0	1	6	6	0	1	8	2.7
at Maryland	01/27/2024		02:01	0-0	.000	0-0	.000	0-0	.000	0	0	0	1.8	0	0	0	0	0	0	2.5
Totals		0	139:45	8-34	.235	4-21	.190	7-11	.636	1	19	20	1.8	11	26	17	1	3	27	2.5

Player Averages

Games Played	Minutes/ game	Points/ game	FG Pct	3FG Pct	FT Pct	Rebounds/ game	Assists/ game	Turnovers/ game	Assist/Turnover ratio	Steals/ game	Blocks/ game
11	12.7	2.5	23.5	19.0	63.6	1.8	2.4	1.5	1.5	0.3	0.1



2023-24 HONORS

JAMARQUES LAWRENCE

SOPHOMORE • GUARD • 6-3 • 182 • PLAINFIELD, N.J. • ROSELLE CATHOLIC

- Had started at point guard for most of the season before moving to a first guard off the bench in recent weeks
- Tied for team-high honors with 14 points on 5-of-7 shooting and a team-high five assists at Ohio State
- Reached double figures with 11 points, including 3-of-4 from 3-point range, in the win over Minnesota
- Enjoyed his best game as a Husker at Indiana with a career-high 19 points, including 5-of-5 from 3-point range, six rebounds and five assists
- Played well against Penn State with eight points, two assists and a steal in 21 minutes
- Came off the bench at Northwestern and provided a spark with 12 points and a pair of steals
- Matched his career high with six assists and added four rebounds against Ohio State
- Reached double figures for the fourth time this season with 10 points, five rebounds and three assists against Northwestern
- Totaled seven points, six rebounds and five assists in the loss at Rutgers
- Finished with 12 points, three assists and a career-high four steals in the win over Indiana
- Finished with 14 points and three assists in the win over North Dakota, including eight points in an 11-2 stretch after UND got within one point
- Tallied a career-high 16 points and seven rebounds in the loss at Minnesota
- Had 11 points and a career-high six assists in the win over Cal State Fullerton on Nov. 26.
- Played in 28 games, including 12 starts, as a true freshman, averaging 5.7 points per game while shooting 37 percent from 3-point range.
- Started NU's final 12 games of 2022-23, averaging 9.0 points, 3.5 rebounds and 1.9 assists per game and totaling seven double-figure efforts.
- Starred at Roselle (N.J.) Catholic, helping the school to a 29-3 record, a state title and a top-10 national finish in 2021-22
- Earned first-team all-state honors as a senior, averaging 15.9 points, 5.0 rebounds and 3.5 assists per game
- Attended the same high school as C.J. Wilcher, although their tenures at the school did not overlap
- Totaled 1,447 points, including over 200 3-pointers, as well as 280 rebounds and 250 assists during his high school career

CAREER STATS

		Field Goals		3-Point		F-Throws		Rebounds		PF-FO		A		TO BLK STL		Scoring	
SEASON	TEAM	GP-GS	MIN/AVG	FG-FGA	FG%	3FG-3FGA	3FG%	FT-FTA	FT%	OFF	DEF	TOT	AVG	PF	FO	PTS	AVG
2022-23	Nebr	28-12	506/18.1	50-123	.407	28-75	.373	12-31	.387	8	53	61	2.2	41-0	28	30	4
2023-24	Nebr	31-23	727/23.4	72-181	.398	32-94	.340	29-38	.763	9	92	101	3.3	65-0	81	65	0
TOTAL		59-35	1232/20.9	122-304	.401	60-169	.355	41-69	.594	17	145	162	2.7	106-0	109	95	4

MISC. STATS

Category	2023-24	Career
10+ Points	9	16
20+ Points	0	0
30+ Points	0	0
40+ Points	0	0
Double-Doubles	0	0
10+ Rebounds	0	0
10+ Assists	0	0
Led NU in Scoring	1	1
Led NU in Reb.	2	3
Led NU in Assists	12	12

SEASON/CAREER HIGHS

Points	
Season:	19, at Indiana (2/21/24)
College Career:	same
Rebounds	
Season:	7, at Minnesota (12/6/23)
College Career:	9, Penn State (2/5/23)
Field Goals	
Season:	6, at Indiana (2/21/24)
College Career:	7, vs. Michigan State (2/28/23)
3-Point Field Goals	
Season:	5, at Indiana (2/21/24)
College Career:	5, Two times (last, 2/21/24)
Free Throws	
Season:	4, North Dakota (12/20/23)
College Career:	same
Free Throw Attempts	
Season:	6, North Dakota (12/20/23)
College Career:	6, Two times (last, 2/14/23)
Assists	
Season:	6, Two times (last, 1/23/24)
College Career:	Same
Steals	
Season:	3, Florida A&M (11/9/23)
College Career:	Same
Blocks	
Season:	None
College Career:	1, Four times (last, 2/14/23)
Minutes Played	
Season:	34, at Rutgers (1/17/24)
College Career:	35, vs. Wisconsin (2/11/23)

2023-24 GAME BY GAME

		Total		3-Pointers		Free throws		Rebounds		PF		A		TO BLK STL		PTS	
Opponent	Date	GS	MIN	FG-FGA	PCT	3FG-3FGA	PCT	FT-FTA	PCT	OFF	DEF	TOT	AVG	PF	FO	PTS	AVG
Lindenwood	11/06/2023	*	18:22	2-8	.250	2-6	.333	1-2	.500	2	4	6	6.0	3	1	2	7
Florida A&M	11/09/2023	*	24:40	2-6	.333	0-3	.000	1-2	.500	0	5	5	5.5	1	4	4	5
Rider	11/13/2023	*	24:48	0-5	.000	0-2	.000	0-0	.000	0	3	3	4.7	2	2	1	0
Stony Brook	11/15/2023	*	27:26	4-8	.500	0-2	.000	0-0	.000	1	4	5	4.8	3	4	3	0
vs Oregon St.	11/18/2023	*	22:45	1-3	.333	0-0	.000	1-1	1.000	0	5	5	4.8	2	3	0	0
Duquesne	11/22/2023	*	26:22	2-4	.500	2-4	.500	0-0	.000	0	2	2	4.3	1	3	0	0
Cal St. Fullerton	11/26/2023	*	27:25	4-10	.400	1-5	.200	2-2	1.000	1	1	2	4.0	1	6	0	1
Creighton	12/03/2023	*	29:09	0-3	.000	0-3	.000	1-2	.500	0	4	4	4.0	2	2	2	0
at Minnesota	12/06/2023	*	32:56	5-9	.556	3-5	.600	3-4	.750	1	6	7	4.3	3	1	7	0
Michigan St.	12/10/2023	*	25:54	1-5	.200	0-1	.000	0-0	.000	0	3	3	4.2	2	4	2	0
at Kansas St.	12/17/2023	*	24:23	1-6	.167	0-3	.000	0-0	.000	1	3	4	4.2	2	2	4	0
North Dakota	12/20/2023	*	31:19	4-10	.400	2-6	.333	4-6	.667	1	0	1	3.9	0	3	1	0
South Carolina St.	12/29/2023	*	12:51	2-5	.400	1-2	.500	3-4	.750	0	3	3	3.8	3	1	4	0
Indiana	01/03/2024	*	30:36	4-8	.500	2-6	.333	2-2	1.000	0	3	3	3.8	3	1	0	4
at Wisconsin	01/06/2024	*	16:35	1-3	.333	1-2	.500	0-0	.000	0	2	2	3.7	3	0	3	0
Purdue	01/09/2024	*	18:24	0-2	.000	0-0	.000	0-0	.000	0	4	4	3.7	3	1	1	0
at Iowa	01/12/2024	*	09:31	0-2	.000	0-2	.000	0-0	.000	0	1	1	3.5	2	1	0	0
at Rutgers	01/17/2024	*	34:03	2-8	.250	0-5	.000	3-3	1.000	0	6	6	3.7	3	5	2	0
Northwestern	01/20/2024	*	28:10	4-5	.800	2-2	1.000	0-0	.000	0	5	5	3.7	3	3	4	0
Ohio St.	01/23/2024	*	30:49	1-6	.167	0-1	.000	0-0	.000	1	3	4	3.8	3	6	1	0
at Maryland	01/27/2024	*	25:32	3-5	.600	2-3	.667	0-0	.000	0	2	2	3.7	1	2	4	0
Wisconsin	02/01/2024	*	18:23	2-5	.400	0-2	.000	0-1	.000	0	1	1	3.5	0	4	1	0
at Illinois	02/04/2024	*	15:26	1-3	.333	0-1	.000	0-0	.000	0	1	1	3.4	2	1	1	0
at Northwestern	02/07/2024	*	21:19	4-6	.667	1-2	.500	3-4	.750	0	0	0	3.3	3	2	2	0
Michigan	02/10/2024	*	23:05	2-9	.222	1-5	.200	0-0	.000	1	5	6	3.4	0	1	1	0
Penn St.	02/17/2024	*	20:52	3-8	.375	0-2	.000	2-2	1.000	0	1	1	3.3	2	2	2	0
at Indiana	02/21/2024	*	23:29	6-8	.750	5-5	1.000	2-2	1.000	0	6	6	3.4	2	5	1	0
Minnesota	02/25/2024	*	26:46	4-6	.667	3-4	.750	0-0	.000	0	4	4	3.4	3	2	4	0
at Ohio St.	02/29/2024	*	29:49	5-7	.714	3-5	.600	1-1	1.000	0	0	0	3.3	4	5	2	0
Rutgers	03/03/2024	*	10:52	1-2	.500	1-2	.500	0-0	.000	0	3	3	3.3	2	0	4	0
at Michigan	03/10/2024	*	14:36	1-6	.167	0-3	.000	0-0	.000	0	2	2	3.3	1	2	1	0
Totals		23	726:35	72-181	.398	32-94	.340	29-38	.763	9	92	101	3.3	65	81	65	0

Player Averages

Games Played	Minutes/game	Points/game	FG Pct	3FG Pct	FT Pct	Rebounds/game	Assists/game	Turnovers/game	Assist/Turnover ratio	Steals/game	Blocks/game
31	23.4	6.6	39.8	34.0	76.3	3.3	2.6	2.1	1.2	0.8	0.0



2023-24 HONORS

- Second-Team All-Big Ten (Coaches)
- Third-Team All-Big Ten (Media)
- Preseason All-Big Ten
- NU Scholar-Athlete Honor Roll (Fall, 2023)
- Japan Senior National Team
- FIBA World Cup Player of the Game vs. Cape Verde

MISC. STATS

Category	2023-24	Career
10+ Points	19	48
20+ Points	6	16
30+ Points	2	3
40+ Points	0	0
Double-Doubles	0	0
10+ Rebounds	0	0
10+ Assists	0	0
Led NU in Scoring	11	24
Led NU in Reb.	0	0
Led NU in Assists	3	3

SEASON/CAREER HIGHS

Points		
Season:	31, at Illinois (2/4/24)	
College Career:	Same	
Rebounds		
Season:	6, Two times (last, 3/10/24)	
College Career:	Same	
Field Goals		
Season:	12, at Michigan (3/10/24)	
College Career:	12, Two times (last, 3/10/23)	
3-Point Field Goals		
Season:	5, Three times (last, 3/10/24)	
College Career:	5, Seven Times (last, 3/10/24)	
Free Throw		
Season:	9, Duquesne (11/22/23)	
College Career:	Same	
Free Throw Attempts		
Season:	10, Duquesne (11/22/23)	
College Career:	Same	
Assists		
Season:	4, Two times (last, 1/9/24)	
College Career:	Same	
Steals		
Season:	5, at Kansas State (12/17/23)	
College Career:	Same	
Blocks		
Season:	None	
College Career:	1, Three times (last, 2/14/23)	
Minutes Played		
Season:	33, Three times (last, 2/4/24)	
College Career:	43, Two times (2/18/23)	

KEISEI TOMINAGA

SENIOR • GUARD • 6-2 • 179 • MORIYAMA NAGOYA AICHI, JAPAN • RANGER COLLEGE

- Second-Team All-Big Ten guard who is one of the best shooters in college basketball
- Picked up his second 30-point game of the year with 30 points (12-17 FG, 5-7 from 3) and six boards at Michigan
- Led Nebraska with 18 points, including seven in a 48-second span after Rutgers pulled within 54-48, and added three rebounds
- Had 18 of his 20 points in the first half in the win at Indiana, hitting four 3-pointers and adding three assists
- Led NU with 19 points, including 3-of-6 from 3-point range, and added two assists and two steals against Michigan
- Finished with a career-high 31 points, including 5-of-7 from 3-point range, and three assists in the OT loss at No. 14 Illinois
- Scored seven of his 14 points in the final three minutes in the win over Northwestern while grabbing a career-high six boards
- Matched his career high with five 3-pointers on his way to a 19-point, four-assist performance in the win over No. 1 Purdue
- Topped NU with 17 points on 7-of-10 shooting at No. 21 Wisconsin
- Led NU with a then-season-high 28 points on 9-of-15 shooting against Indiana
- Led NU with 20 points and grabbed three rebounds in the loss to No. 15 Creighton
- Finished with 17 points without missing a shot (5-5 FG, 3-3 3pt, 4-4 FT) and tied a career-high with four rebounds vs. Cal State Fullerton
- Led NU with 23 points in the win over Duquesne, going 9-of-10 from the line
- Missed NU's first two games with an ankle injury suffered in the first half of NU's exhibition game against Doane
- Played for Japanese National Team over the summer, helping his nation qualify for the 2024 Olympics
- Averaged 11.4 points per game, including 38 percent from 3-point range, as Japan went 3-2 in its most successful World Cup appearance
- Earned honorable-mention All-Big Ten honors, averaging 13.1 points on 50 percent shooting, including 40 percent 3-point shooting.
- Moved into the starting lineup in late January and averaged 17.4 ppg over Nebraska's final 14 games
- Represented Japan in 3x3 Basketball in the 2020 Tokyo Olympics
- Spent two seasons at Ranger (Texas) College, earning second-team NJCAA All-America honors in 2020-21, averaging 16.3 points per game on 51 percent shooting, ranking ninth in 3-pointers per game (3.4/gm) and 19th in 3-point percentage (48.7)
- His father (Hiroyuki) was a center on the Japan national team and played in the 1998 FIBA World Championship (precursor to FIBA World Cup)

CAREER STATS

		Field Goals					3-Point		F-Throws		Rebounds										Scoring	
SEASON	TEAM	GP-GS	MIN/AVG	FG-FGA	FG%	3FG-3FGA	3FG%	FT-FTA	FT%	OFF	DEF	TOT	AVG	PF-FO	A	TO	BLK	STL	PTS	AVG		
2021-22	Nebr	30-11	493/16.4	59-158	.373	36-109	.330	16-19	.842	8	37	45	1.5	20-0	18	10	1	23	170	5.7		
2022-23	Nebr	32-14	803/25.1	154-306	.503	66-165	.400	46-53	.868	10	41	51	1.6	31-0	22	27	2	18	420	13.1		
2023-24	Nebr	29-29	752/25.9	146-315	.463	65-175	.371	65-74	.878	8	59	67	2.3	38-0	37	31	0	27	422	14.6		
TOTAL		91-54	2048/22.5	359-779	.461	167-449	.372	127-146	.870	26	137	163	1.8	89-0	77	68	3	68	1012	11.1		

2023-24 GAME BY GAME

Opponent	Date	GS	MIN	Total		3-Pointers		Free throws		Rebounds			PF	A	TO	BLK	STL	PTS	AVG		
				FG-FGA	PCT	3FG-3FGA	PCT	FT-FTA	PCT	OFF	DEF	TOT									
Rider	11/13/2023	*	22:07	3-13	.231	3-11	.273	0-0	.000	0	1	1	1.0	0	1	0	0	9	9.0		
Stony Brook	11/15/2023	*	25:48	7-11	.636	2-6	.333	0-3	.000	0	3	3	2.0	0	2	2	0	2	16	12.5	
vs Oregon St.	11/18/2023	*	25:09	3-6	.500	2-3	.667	0-0	.000	0	2	2	2.0	2	2	0	2	8	11.0		
Duquesne	11/22/2023	*	23:15	6-12	.500	2-7	.286	9-10	.900	0	2	2	2.0	1	0	0	0	23	14.0		
Cal St. Fullerton	11/26/2023	*	25:22	5-5	1.000	3-3	1.000	4-4	1.000	1	3	4	2.4	0	0	1	0	17	14.6		
Creighton	12/03/2023	*	24:48	8-16	.500	1-4	.250	3-4	.750	0	3	3	2.5	1	0	1	0	1	20	15.5	
at Minnesota	12/06/2023	*	24:04	0-5	.000	0-4	.000	4-4	1.000	0	0	0	2.1	2	0	1	0	4	13.9		
Michigan St.	12/10/2023	*	29:48	5-12	.417	3-7	.429	2-2	1.000	0	0	0	1.9	1	1	0	0	1	15	14.0	
at Kansas St.	12/17/2023	*	26:30	3-11	.273	3-9	.333	0-0	.000	1	2	3	2.0	2	4	0	0	5	9	13.4	
North Dakota	12/20/2023	*	20:33	4-11	.364	1-6	.167	5-5	1.000	0	2	2	2.0	1	0	0	0	14	13.5		
South Carolina St.	12/29/2023	*	16:26	2-5	.400	1-3	.333	0-0	.000	1	4	5	2.3	1	1	0	0	3	5	12.7	
Indiana	01/03/2024	*	26:46	9-15	.600	4-10	.400	6-7	.857	0	1	1	2.2	1	1	0	0	0	28	14.0	
at Wisconsin	01/06/2024	*	31:51	7-10	.700	3-6	.500	0-0	.000	0	0	0	2.0	1	2	2	0	0	17	14.2	
Purdue	01/09/2024	*	32:12	5-12	.417	5-9	.556	4-4	1.000	0	1	1	1.9	1	4	2	0	1	19	14.6	
at Iowa	01/12/2024	*	30:55	6-10	.600	1-5	.200	0-0	.000	0	0	0	1.8	2	1	3	0	0	13	14.5	
at Rutgers	01/17/2024	*	32:45	5-14	.357	4-8	.500	2-2	1.000	0	1	1	1.8	2	0	0	0	2	16	14.6	
Northwestern	01/20/2024	*	27:21	5-11	.455	2-4	.500	2-2	1.000	1	5	6	2.0	1	0	1	0	1	14	14.5	
Ohio St.	01/23/2024	*	14:10	2-6	.333	1-3	.333	0-0	.000	0	1	1	1.9	2	2	0	0	1	5	14.0	
at Maryland	01/27/2024	*	21:36	3-10	.300	1-5	.200	0-0	.000	0	1	1	1.9	0	0	2	0	1	7	13.6	
Wisconsin	02/01/2024	*	19:01	1-7	.143	0-4	.000	0-0	.000	0	3	3	2.0	0	0	1	0	0	2	13.1	
at Illinois	02/04/2024	*	32:41	9-14	.643	5-7	.714	8-8	1.000	0	3	3	2.0	1	3	2	0	0	31	13.9	
at Northwestern	02/07/2024	*	27:34	3-7	.429	0-3	.000	5-5	1.000	0	3	3	2.0	3	0	2	0	0	11	13.8	
Michigan	02/10/2024	*	28:10	8-14	.571	3-6	.500	0-0	.000	0	1	1	2.0	2	2	0	0	2	19	14.0	
Penn St.	02/17/2024	*	28:34	6-14	.429	3-8	.375	2-2	1.000	0	2	2	2.0	2	2	1	0	0	17	14.1	
at Indiana	02/21/2024	*	30:03	8-15	.533	4-9	.444	0-0	.000	0	3	3	2.0	1	3	1	0	1	20	14.4	
Minnesota	02/25/2024	*	19:47	2-7	.286	0-4	.000	2-2	1.000	0	2	2	2.0	4	2	2	0	1	6	14.0	
at Ohio St.	02/29/2024	*	23:37	3-12	.250	2-7	.286	1-2	.500	2	3	5	2.1	1	1	2	0	1	9	13.9	
Rutgers	03/03/2024	*	28:43	6-13	.462	1-6	.167	5-6	.833	2	1	3	2.2	1	1	2	0	0	18	14.0	
at Michigan	03/10/2024	*	31:53	12-17	.706	5-8	.625	1-2	.500	0	6	6	2.3	2	2	1	0	2	30	14.6	
Totals			29	751:31	146-315	.463	65-175	.371	65-74	.878	8	59	67	2.3	38	37	31	0	27	422	14.6

Player Averages

Games Played	Minutes/game	Points/game	FG Pct	3FG Pct	FT Pct	Rebounds/game	Assists/game	Turnovers/game	Assist/Turnover ratio	Steals/game	Blocks/game
29	25.9	14.6	46.3	37.1	87.8	2.3	1.3	1.1	1.2	0.9	0.0



2023-24 HONORS

- Third-Team All-Big Ten (Coaches)
- Honorable-Mention All-Big Ten (Media)
- Netherlands Senior National Team
- NU Scholar-Athlete Honor Roll (Fall, 2023)

MISC. STATS

Category	2023-24	Career*
10+ Points	19	75
20+ Points	4	12
30+ Points	1	2
40+ Points	0	0
Double-Doubles	6	26
10+ Rebounds	7	30
10+ Assists	0	0
Led NU in Scoring	6	6
Led NU in Reb.	15	15
Led NU in Assists	5	5

*Includes Bradley

SEASON/CAREER HIGHS

Points	
Season:	34, Ohio State (1/23/24)
College Career:	Same
Rebounds	
Season:	16, Florida A&M (11/9/23)
College Career:	17, UIC (12/31/22)
Field Goals	
Season:	13, Ohio State (1/23/24)
College Career:	same
3-Point Field Goals	
Season:	6, Ohio State (1/23/24)
College Career:	same
Free Throws	
Season:	6, Two times (last, 11/22/23)
College Career:	7, Two times (last, 12/17/22)
Free Throw Attempts	
Season:	6, Three times (last, 11/22/23)
College Career:	9, Two times (last, 12/17/22)
Assists	
Season:	8, Michigan (2/10/24)
College Career:	Same
Steals	
Season:	2, at Rutgers 1/17/24
College Career:	3, Two times (last, 12/22/22)
Blocks	
Season:	2, Two times (last, 2/7/24)
College Career:	3, Two times (last, 3/3/23)
Minutes Played	
Season:	38, Wisconsin (2/1/24)
College Career:	38, Three times (last, 2/1/24)

RIENK MAST

JUNIOR • FORWARD • 6-10 • 248 • GRONINGEN, NETHERLANDS • BRADLEY

- All-Big Ten performer who is comfortable on the block or stepping out to 3-point range
- Has been in double figures 19 times and leads NU in rebounds and assists and is second in scoring
- Finished the regular season with 12 points five rebounds and three assists at Michigan
- Picked up his sixth double-double of the season at Ohio State with 14 points and 12 rebounds.
- Has four 20-point games, including 21 points at No. 14 Illinois and 20 points and eight rebounds in the win over No. 6 Wisconsin
- Totaled 11 points, a career-high eight assists and six rebounds in the win over Michigan
- Was dominant in the win over Ohio State with a career best 34 points on 13-of-17 shooting, including six 3-pointer, along with 10 rebounds, four assists and two blocked shots
- Shined vs. No. 1 Purdue with 18 points - including 14 in the first half - four rebounds and three assists while holding Zach Edey to 15 points
- Missed the North Dakota and South Carolina State games following a procedure on his knee on Dec. 18
- Totaled 19 points and 12 boards in the 62-46 win at Kansas State
- Grabbed 14 rebounds, dished out six assists and had eight points in the win over Michigan State
- Totaled 19 points on 8-of-12 shooting and nine rebounds against Cal State Fullerton
- Recorded his third double-double of the year against Oregon State with 15 points and 13 rebounds
- Became the first Husker since Aleks Maric in 2008 to have a game with at least 20 points and 15 rebounds when he finished with 20 points and 16 rebounds against Florida A&M
- Spent the summer playing for the Netherlands National Team as they tried to qualify for the 2024 Olympics. He averaged 6.0 points, 6.0 rebounds and 1.3 assists in the 2023 FIBA Olympic Pre-Qualifying Tournament and was second on the team in rebounds per game
- Played three seasons at Bradley, totaling 1,001 points and 657 rebounds after missing the 2019-20 season because of injury
- Earned first-team All-Missouri Valley Conference honors in 2022-23, leading Bradley in scoring (13.8 ppg) and rebounding (8.0 rpg) while shooting 51 percent from the floor and 35 percent from 3-point range.
- Graduated from Bradley with a degree in physics in May of 2023 and is working on a master's degree in applied science

CAREER STATS

SEASON	TEAM	GP-GS	MIN/AVG	Field Goals		3-Point		F-Throws		Rebounds				Scoring			
				FG-FGA	FG%	3FG-3FGA	3FG%	FT-FTA	FT%	OFF	DEF	TOT	AVG	PF-FO	A	TO	BLK-STL
2020-21	BRAD	28-19	657/23.4	93-192	.484	33-92	.359	21-29	.724	46	118	164	5.9	43-0	37	33	13 8
2021-22	BRAD	31-31	852/27.5	138-290	.476	27-95	.284	57-82	.695	81	180	261	8.4	54-0	44	49	29 17
2022-23	BRAD	29-29	834/28.8	162-313	.518	24-68	.353	53-72	.736	64	168	232	8.0	62-0	70	52	15 18
2023-24	Nebr	29-29	875/30.2	139-317	.438	38-109	.349	53-64	.828	58	167	225	7.8	56-1	86	52	14 12
TOTAL FOR Nebr		29-29	875/30.2	139-317	.438	38-109	.349	53-64	.828	58	167	225	7.8	56-1	86	52	14 12
TOTAL		117-108	3218/27.5	532-1112	.478	122-364	.335	184-247	.745	249	633	882	7.5	215-1	237	186	71 55

2023-24 GAME BY GAME

Opponent	Date	GS	MIN	Total		3-Pointers		Free throws		Rebounds				PF	A	TO	BLK	STL	PTS	AVG	
				FG-FA	PCT	3FG-3FGA	PCT	FT-FTA	PCT	OFF	DEF	TOT	AVG								
Lindenwood	11/06/2023	*	25:18	5-7	.714	1-3	.333	2-3	.667	1	5	6	6.0	1	3	2	0	0	13	13.0	
Florida A&M	11/09/2023	*	27:21	6-14	.429	2-5	.400	6-6	1.000	5	11	16	11.0	2	2	2	0	0	20	16.5	
Rider	11/13/2023	*	27:48	4-12	.333	0-4	.000	4-5	.800	2	11	13	11.7	0	2	1	0	0	12	15.0	
Stony Brook	11/15/2023	*	27:33	5-8	.625	2-4	.500	2-2	1.000	1	7	8	10.8	2	5	2	0	0	14	14.8	
vs Oregon St.	11/18/2023	*	28:53	5-12	.417	0-2	.000	5-6	.833	6	7	13	11.2	2	2	0	0	0	15	14.8	
Duquesne	11/22/2023	*	30:39	2-6	.333	0-2	.000	6-6	1.000	2	4	6	10.3	3	3	2	1	0	10	14.0	
Cal St. Fullerton	11/26/2023	*	28:54	8-12	.667	3-3	1.000	0-0	.000	4	5	9	10.1	0	3	2	0	0	19	14.7	
Creighton	12/03/2023	*	25:14	3-11	.273	1-5	.200	2-2	1.000	3	4	7	9.8	3	1	0	0	0	9	14.0	
at Minnesota	12/06/2023	*	30:05	2-7	.286	0-2	.000	0-0	.000	2	3	5	9.2	3	3	1	0	1	4	12.9	
Michigan St.	12/10/2023	*	34:25	4-9	.444	0-2	.000	0-0	.000	3	11	14	9.7	3	6	3	1	0	8	12.4	
at Kansas St.	12/17/2023	*	36:23	8-15	.533	3-4	.750	0-1	.000	4	8	12	9.9	1	3	3	0	0	19	13.0	
Indiana	01/03/2024	*	29:47	3-10	.300	0-3	.000	3-4	.750	0	3	3	9.3	3	3	2	0	1	9	12.7	
at Wisconsin	01/06/2024	*	32:06	6-14	.429	2-7	.286	2-4	.500	1	5	6	9.1	1	2	0	1	1	16	12.9	
Purdue	01/09/2024	*	32:20	8-17	.471	2-5	.400	0-0	.000	1	3	4	8.7	1	3	1	0	1	18	13.3	
at Iowa	01/12/2024	*	27:39	6-9	.667	1-2	.500	1-1	1.000	1	4	5	8.5	1	2	1	0	1	14	13.3	
at Rutgers	01/17/2024	*	36:15	2-12	.167	0-3	.000	0-1	.000	3	5	8	8.4	5	2	2	1	2	4	12.8	
Northwestern	01/20/2024	*	32:03	4-11	.364	0-1	.000	0-0	.000	2	6	8	8.4	1	6	5	1	0	8	12.5	
Ohio St.	01/23/2024	*	32:39	13-17	.765	6-8	.750	2-2	1.000	1	9	10	8.5	1	4	1	2	0	34	13.7	
at Maryland	01/27/2024	*	31:39	2-5	.400	1-2	.500	0-0	.000	1	5	6	8.4	3	3	3	1	1	5	13.2	
Wisconsin	02/01/2024	*	38:32	8-18	.444	2-8	.250	2-2	1.000	1	7	8	8.4	2	3	1	0	0	20	13.6	
at Illinois	02/04/2024	*	36:57	8-21	.381	4-9	.444	2-2	1.000	1	5	6	8.2	1	2	2	1	1	22	14.0	
at Northwestern	02/07/2024	*	31:00	2-8	.250	2-5	.400	2-2	1.000	0	6	6	8.1	4	2	3	2	1	8	13.7	
Michigan	02/10/2024	*	34:24	4-10	.400	1-3	.333	2-2	1.000	2	4	6	8.0	2	8	3	1	0	11	13.6	
Penn St.	02/17/2024	*	26:25	5-7	.714	1-2	.500	1-2	.500	2	7	9	8.1	2	1	2	0	0	12	13.5	
at Indiana	02/21/2024	*	22:33	1-5	.200	0-2	.000	0-0	.000	1	3	4	7.9	2	3	2	0	0	2	13.0	
Minnesota	02/25/2024	*	29:10	3-12	.250	0-3	.000	4-5	.800	2	4	6	7.8	1	2	0	1	0	10	12.9	
at Ohio St.	02/29/2024	*	31:30	5-14	.357	2-5	.400	2-2	1.000	3	9	12	8.0	3	1	2	0	0	14	13.0	
Rutgers	03/03/2024	*	24:10	3-6	.500	1-3	.333	0-0	.000	2	2	4	7.9	1	3	3	0	1	7	12.8	
at Michigan	03/10/2024	*	23:09	4-8	.500	1-2	.500	3-4	.750	1	4	5	7.8	2	3	1	1	1	12	12.7	
Totals			29	874:52	139-317	.438	38-109	.349	53-64	.828	58	167	225	7.8	56	86	52	14	12	369	12.7

Player Averages

Games Played	Minutes/game	Points/game	FG Pct	3FG Pct	FT Pct	Rebounds/game	Assists/game	Turnovers/game	Assist/Turnover ratio	Steals/game	Blocks/game
29	30.2	12.7	43.8	34.9	82.8	7.8	3.0	1.8	1.7	0.4	0.5



2023-24 HONORS

- Big Ten Sportsmanship Award Honoree
- NU Scholar-Athlete Honor Roll (Fall, 2023)

MISC. STATS

Category	2023-24	Career*
10+ Points	10	61
20+ Points	0	9
30+ Points	0	0
40+ Points	0	0
Double-Doubles	1	12
10+ Rebounds	1	14
10+ Assists	0	0
Led NU in Scoring	2	2
Led NU in Reb.	8	8
Led NU in Assists	1	1

*Includes UMKC/New Mexico

SEASON/CAREER HIGHS

Points	
Season:	16, Michigan (2/10/24)
College Career:	29, Greenville (11/27/20)
Rebounds	
Season:	12, Rutgers (3/3/24)
College Career:	18, Boise State (1/20/23)
Field Goals	
Season:	7, Michigan (2/10/24)
College Career:	12, Greenville (11/27/20)
3-Point Field Goals	
Season:	1, Six times (last, 2/21/24)
College Career:	3, South Dakota (1/8/21)
Free Throws	
Season:	7, Northwestern (1/20/24)
College Career:	8, Kansas Christian (11/17/21)
Free Throw Attempts	
Season:	8, Northwestern (1/20/24)
College Career:	9, Two times (last, 3/13/21)
Assists	
Season:	5, Duquesne (11/22/23)
College Career:	5, Three times (last, 11/23/23)
Steals	
Season:	3, at Illinois (2/4/24)
College Career:	3, Two times (last, 2/4/24)
Blocks	
Season:	3, at Rutgers (1/17/24)
College Career:	3, Two times last, 1/17/24)
Minutes Played	
Season:	33, at Illinois (2/4/24)
College Career:	47, at Nevada (1/23/23)

JOSIAH ALLICK

SENIOR • FORWARD • 6-8 • 231 • LINCOLN, NEB. • NEW MEXICO

NOTING ALLICK

- Graduate transfer from New Mexico who is a high-energy player and is active on the glass and helps impact winning
- Came up with 15 points on 6-of-6 shooting and five rebounds at Michigan for his 10th double-figure game of 2023-24
- Posted his first double-double of the season on Senior Day against Rutgers with 10 points and a season-high 12 rebounds
- Had nine points and matched a season high with eight boards in 22 minutes against Minnesota
- Totaled seven points, six rebounds and four assists in 28 minutes in the win at Indiana
- Tied or set season bests in points (16), rebounds (eight) and field goals (seven) in NU's win over Michigan in Lincoln
- Started in place of Juwan Gary against Northwestern on Jan. 20 and finished with a season- high 15 points, five boards and two assists
- Scored 14 points on 5-of-6 shooting and added five rebounds at Iowa
- Grabbed a season-high eight boards and dished out two assists in the win over Indiana
- Finished with 10 points on 4-of-4 shooting, seven rebounds and four assists in 19 minutes against South Carolina State
- Missed the Michigan State game because of an injury but returned to action in the win at Kansas State
- Played a well-rounded game in the win over Duquesne with 12 points, seven rebounds and a season-high five assists
- Nearly recorded a double-double in his Husker debut with 11 points and eight rebounds in 23 minutes vs. Lindenwood
- Started all 34 games at New Mexico in 2022-23, averaging 8.4 points on 56 percent shooting and 7.3 rebounds per game.
- Ranked second in the Mountain West in rebounding and 12th in blocked shots in his lone season at New Mexico.
- Played three years at Missouri-Kansas City, averaging 12.9 points per game on 55 percent shooting and 6.1 rebounds per game, as the Roos won 19 games in 2021-22, the highest total in 30 years.
- Earned honorable-mention All-Summit League honors in 2020-21, averaging 15.0 ppg and 6.0 rpg.
- Lincoln native who played at Lincoln North Star High School and is the first product of the school to receive a basketball scholarship at Nebraska
- Wears #53 in honor of his stepfather (Bill Ziegelbein) who played football at Nebraska from 1987-91 before passing away in 2013
- Working on his master's degree in business analytics after graduating from New Mexico in May

CAREER STATS

		Field Goals				3-Point		F-Throws		Rebounds				Scoring						
SEASON	TEAM	GP-GS	MIN/AVG	FG-FGA	FG%	3FG-3FGA	3FG%	FT-FTA	FT%	OFF	DEF	TOT	AVG	PF-FO	A	TO	BLK	STL	PTS	AVG
2019-20	KC	30-12	490/16.3	59-118	.500	8-31	.258	44-67	.657	37	81	118	3.9	91-3	10	31	18	16	170	5.7
2020-21	KC	22-22	592/26.9	133-232	.573	16-45	.356	48-74	.649	41	91	132	6.0	66-5	27	44	7	20	330	15.0
2021-22	KC	17-16	461/27.1	82-149	.550	13-36	.361	42-56	.750	23	81	104	6.1	53-2	19	39	8	9	219	12.9
2022-23	UNM	34-34	1086/31.9	113-203	.557	6-38	.158	54-81	.667	89	159	248	7.3	95-1	48	53	28	17	286	8.4
2023-24	Nebr	30-24	703/23.4	73-133	.549	8-22	.364	60-93	.645	55	97	152	5.1	60-1	38	32	12	18	214	7.1
TOTAL FOR Nebr		30-24	703/23.4	73-133	.549	8-22	.364	60-93	.645	55	97	152	5.1	60-1	38	32	12	18	214	7.1
TOTAL		133-108	3333/25.1	460-835	.551	51-172	.297	248-371	.668	245	509	754	5.7	365-12	142	199	73	80	1219	9.2

2023-24 GAME BY GAME

Opponent	Date	GS	MIN	Total		3-Pointers		Free throws		Rebounds				PF	A	TO	BLK	STL	PTS	AVG
				FG-FGA	PCT	3FG-3FGA	PCT	FT-FTA	PCT	OFF	DEF	TOT	AVG							
Lindenwood	11/06/2023	*	23:30	4-5	.800	1-1	1.000	2-2	1.000	2	6	8	8.0	1	2	0	1	2	11	11.0
Florida A&M	11/09/2023	*	28:38	1-3	.333	0-0	.000	3-4	.750	3	2	5	6.5	1	0	2	1	0	5	8.0
Rider	11/13/2023	*	30:18	3-3	1.000	0-0	.000	4-6	.667	4	2	6	6.3	1	0	3	0	0	10	8.7
Stony Brook	11/15/2023	*	24:16	0-5	.000	0-2	.000	0-0	.000	4	3	7	6.5	1	1	0	0	0	0	6.5
vs Oregon St.	11/18/2023	*	24:59	2-6	.333	0-0	.000	4-6	.667	2	2	4	6.0	3	0	1	0	2	8	6.8
Duquesne	11/22/2023	*	22:57	3-5	.600	1-1	1.000	5-7	.714	2	5	7	6.0	0	5	0	0	0	12	7.7
Cal St. Fullerton	11/26/2023	*	23:17	1-3	.333	0-1	.000	4-4	1.000	1	3	4	5.9	0	1	1	1	0	6	7.4
Creighton	12/03/2023	*	25:00	2-10	.200	0-4	.000	2-2	1.000	4	2	6	5.9	1	0	4	0	1	6	7.3
at Minnesota	12/06/2023	*	21:30	1-2	.500	0-0	.000	1-2	.500	0	3	3	5.6	0	1	2	0	0	3	6.8
at Kansas St.	12/17/2023		10:50	1-2	.500	0-0	.000	1-2	.500	0	0	0	5.0	3	0	0	0	0	3	6.4
North Dakota	12/20/2023	*	32:32	5-7	.714	0-1	.000	0-2	.000	2	4	6	5.1	1	2	2	0	1	10	6.7
South Carolina St.	12/29/2023	*	18:35	4-4	1.000	0-0	.000	2-2	1.000	1	6	7	5.3	1	4	1	1	2	10	7.0
Indiana	01/03/2024		28:43	0-0	.000	0-0	.000	2-5	.400	1	7	8	5.5	3	2	1	0	2	2	6.6
at Wisconsin	01/06/2024		22:30	1-3	.333	1-1	1.000	1-2	.500	2	3	5	5.4	1	2	2	0	0	4	6.4
Purdue	01/09/2024		10:56	2-2	1.000	1-1	1.000	0-0	.000	0	0	0	5.1	4	1	1	0	0	5	6.3
at Iowa	01/12/2024		20:44	5-6	.833	0-0	.000	4-6	.667	3	2	5	5.1	1	1	0	0	1	14	6.8
at Rutgers	01/17/2024		20:04	1-3	.333	0-1	.000	3-4	.750	1	4	5	5.1	5	0	1	3	0	5	6.7
Northwestern	01/20/2024	*	24:31	4-5	.800	0-0	.000	7-8	.875	2	3	5	5.1	2	2	1	0	0	15	7.2
Ohio St.	01/23/2024	*	23:52	2-6	.333	1-2	.500	2-4	.500	1	2	3	4.9	1	0	1	0	0	7	7.2
at Maryland	01/27/2024	*	25:14	0-2	.000	0-0	.000	3-6	.500	1	3	4	4.9	3	2	1	1	0	3	7.0
Wisconsin	02/01/2024	*	27:47	0-1	.000	0-0	.000	3-4	.750	2	2	4	4.9	1	0	2	0	1	3	6.8
at Illinois	02/04/2024	*	32:34	2-5	.400	1-1	1.000	0-0	.000	1	3	4	4.8	4	1	0	0	3	5	6.7
at Northwestern	02/07/2024	*	15:19	0-2	.000	0-1	.000	0-0	.000	0	0	0	4.6	2	0	2	1	0	0	6.4
Michigan	02/10/2024	*	22:09	7-10	.700	0-0	.000	2-4	.500	4	4	8	4.8	2	1	1	1	1	16	6.8
Penn St.	02/17/2024	*	22:26	3-5	.600	0-0	.000	0-0	.000	0	5	5	4.8	3	1	1	0	1	6	6.8
at Indiana	02/21/2024	*	28:04	3-7	.429	1-3	.333	0-1	.000	2	4	6	4.8	4	4	0	0	0	7	6.8
Minnesota	02/25/2024	*	21:34	4-6	.667	0-1	.000	1-2	.500	3	5	8	4.9	1	1	1	1	0	9	6.9
at Ohio St.	02/29/2024	*	20:09	2-2	1.000	0-0	.000	0-0	.000	0	2	2	4.8	3	2	1	0	1	4	6.8
Rutgers	03/03/2024	*	24:19	4-7	.571	1-1	1.000	1-4	.250	6	6	12	5.1	4	2	0	0	0	10	6.9
at Michigan	03/10/2024	*	25:54	6-6	1.000	0-0	.000	3-4	.750	1	4	5	5.1	3	0	0	1	0	15	7.1
Totals			24 703:11	73-133	.549	8-22	.364	60-93	.645	55	97	152	5.1	60	38	32	12	18	214	7.1

Player Averages

Games Played	Minutes/game	Points/game	FG Pct	3FG Pct	FT Pct	Rebounds/game	Assists/game	Turnovers/game	Assist/Turnover ratio	Steals/game	Blocks/game
30	23.4	7.1	54.9	36.4	64.5	5.1	1.3	1.1	1.2	0.6	0.4

LLOYD'S SEASON/CAREER HIGHS

Points	
Season:	None
College Career:	Same
Rebounds	
Season:	None
College Career:	Same
Field Goals	
Season:	None
College Career:	Same
3-Point Field Goals	
Season:	None
College Career:	Same
Free Throws	
Season:	None
College Career:	Same
Free Throw Attempts	
Season:	None
College Career:	Same
Assists	
Season:	None
College Career:	Same
Steals	
Season:	None
College Career:	Same
Blocks	
Season:	None
College Career:	Same
Minutes Played	
Season:	None
College Career:	Same

ULIS' SEASON/CAREER HIGHS

Points	
Season:	None
College Career:	17, at Michigan State (1/26/23)
Rebounds	
Season:	None
College Career:	7, Iowa State (12/8/22)
Field Goals	
Season:	None
College Career:	8, at Michigan State (1/26/23)
3-Point Field Goals	
Season:	None
College Career:	2, Four times (last, 1/29/23)
Free Throws	
Season:	None
College Career:	7, Two times (last, 1/31/22)
Free Throw Attempts	
Season:	None
College Career:	8, Two times (last, 1/31/22)
Assists	
Season:	None
College Career:	8, Western Michigan (11/22/21)
Steals	
Season:	None
College Career:	3, Illinois (12/6/21)
Blocks	
Season:	None
College Career:	1, Five times (last, 2/12/23)
Minutes Played	
Season:	None
College Career:	36, Iowa State (12/8/22)

RICE'S SEASON/CAREER HIGHS

Points	
Season:	16, Florida A&M (11/9/23)
College Career:	Same
Rebounds	
Season:	5, Lindenwood (11/6/23)
College Career:	Same
Field Goals	
Season:	4, Florida A&M (11/9/23)
College Career:	Same
3-Point Field Goals	
Season:	3, Florida A&M (11/9/23)
College Career:	Same
Free Throws	
Season:	5, Florida A&M (11/9/23)
College Career:	Same
Free Throw Attempts	
Season:	8, Florida A&M (11/9/23)
College Career:	Same
Assists	
Season:	1, Six times (last, 1/20/24)
College Career:	Same
Steals	
Season:	2, South Carolina State (12/29/23)
College Career:	Same
Blocks	
Season:	1, Two times (last, 1/15/23)
College Career:	Same
Minutes Played	
Season:	24, South Carolina State (12/29/23)
College Career:	Same

KEITA'S SEASON/CAREER HIGHS

Points	
Season:	None
College Career:	14, vs. Arkansas-Pine Bluff (11/20/22)
Rebounds	
Season:	None
College Career:	12, vs. Omaha (11/10/22)
Field Goals	
Season:	None
College Career:	6, vs. Arkansas-Pine Bluff (11/20/22)
3-Point Field Goals	
Season:	None
College Career:	Same
Free Throws	
Season:	None
College Career:	2, vs. Arkansas-Pine Bluff (11/20/22)
Free Throw Attempts	
Season:	None
College Career:	5, vs. Arkansas-Pine Bluff (11/20/22)
Assists	
Season:	None
College Career:	2, Three times (last, 11/30/22)
Steals	
Season:	None
College Career:	2, Wisconsin (2/11/23)
Blocks	
Season:	None
College Career:	2, vs. Oklahoma (11/24/22)
Minutes Played	
Season:	None
College Career:	27, vs. Omaha (11/10/22)

DIOP'S SEASON/CAREER HIGHS

Points	
Season:	3, Lindenwood (11/6/23)
College Career:	Same
Rebounds	
Season:	4, South Carolina State (12/29/23)
College Career:	Same
Field Goals	
Season:	1, Three times (last, 1/12/24)
College Career:	Same
3-Point Field Goals	
Season:	None
College Career:	Same
Free Throws	
Season:	2, Stony Brook (11/15/23)
College Career:	Same
Free Throw Attempts	
Season:	3, South Carolina State (12/29/23)
College Career:	Same
Assists	
Season:	1, Four times (last 1/17/24)
College Career:	Same
Steals	
Season:	2, South Carolina State (12/29/23)
College Career:	Same
Blocks	
Season:	1, Three times (last, 2/29/24)
College Career:	Same
Minutes Played	
Season:	20, South Carolina State (12/29/23)
College Career:	Same

GRACE'S SEASON/CAREER HIGHS

Points	
Season:	2, Three times (last, 12/29/23)
College Career:	2, Four times (last, 12/29/23)
Rebounds	
Season:	1, Three times (last, 3/10/24)
College Career:	1, Five times (last, 3/10/24)
Field Goals	
Season:	2, Two times (last, 11/9/23)
College Career:	2, Three times (last, 11/9/23)
3-Point Field Goals	
Season:	None
College Career:	Same
Free Throws	
Season:	2, South Carolina State (12/29/23)
College Career:	2, Two times (last, 12/29/23)
Free Throw Attempts	
Season:	2, Two times (last, 3/10/24)
College Career:	2, Four times (last, 3/10/24)
Assists	
Season:	1, Lindenwood (11/6/23)
College Career:	Same
Steals	
Season:	None
College Career:	1 at Maryland (1/28/23)
Blocks	
Season:	None
College Career:	Same
Minutes Played	
Season:	4, Two times (last, 12/29/23)
College Career:	Same

JACOBSEN'S SEASON/CAREER HIGHS

Points	
Season:	4, South Carolina State (12/29/23)
College Career:	Same
Rebounds	
Season:	2, South Carolina State (12/29/23)
College Career:	Same
Field Goals	
Season:	1, Three times (last, 12/29/23)
College Career:	Same
3-Point Field Goals	
Season:	None
College Career:	Same
Free Throws	
Season:	2, South Carolina State (12/29/23)
College Career:	Same
Free Throw Attempts	
Season:	2, Two times (12/29/23)
College Career:	Same
Assists	
Season:	1, Four times (last, 1/6/24)
College Career:	Same
Steals	
Season:	1, Lindenwood (11/6/23)
College Career:	Same
Blocks	
Season:	None
College Career:	Same
Minutes Played	
Season:	13, South Carolina State (12/29/23)
College Career:	Same

BURT'S SEASON/CAREER HIGHS

Points	
Season:	2, Florida A&M (11/9/23)
College Career:	Same
Rebounds	
Season:	1, Two times (last, 11/15/23)
College Career:	Same
Field Goals	
Season:	1, Florida A&M (11/9/23)
College Career:	Same
3-Point Field Goals	
Season:	None
College Career:	Same
Free Throws	
Season:	None
College Career:	Same
Free Throw Attempts	
Season:	2, Florida A&M (11/9/23)
College Career:	Same
Assists	
Season:	None
College Career:	Same
Steals	
Season:	None
College Career:	Same
Blocks	
Season:	None
College Career:	Same
Minutes Played	
Season:	3, Lindenwood (11/6/23)
College Career:	Same



RAMEL LLOYD JR.

REDSHIRT FRESHMAN • GUARD • 6-6 • 210 • LONG BEACH, CALIF. • SIERRA CANYON

CAREER STATS

2023-24 GAME BY GAME

MISC. STATS

Category	2023-24	Career
10+ Points	0	0
20+ Points	0	0
30+ Points	0	0
40+ Points	0	0
Double-Doubles	0	0
10+ Rebounds	0	0
10+ Assists	0	0
Led NU in Scoring	0	0
Led NU in Reb.	0	0
Led NU in Assists	0	0



AHRON ULIS

JUNIOR • GUARD • 6-3 • 190 • CHICAGO, ILL. • IOWA

CAREER STATS

				Field Goals		3-Point		F-Throws		Rebounds				Scoring							
SEASON	TEAM	GP-GS	MIN/AVG	FG-FGA	FG%	3FG-3FGA	3FG%	FT-FTA	FT%	OFF	DEF	TOT	AVG	PF-FO	A	TO	BLK	STL	PTS	AVG	
2020-21	Iowa	17-0	120/7.0	5-15	.333	0-3	.000	18-20	.900	6	9	15	0.9	8-0	20	6	1	1	28	1.6	
2021-22	Iowa	35-0	486/13.9	34-100	.340	4-12	.333	38-48	.792	19	50	69	2.0	41-0	73	32	0	19	110	3.1	
2022-23	Iowa	32-27	722/22.6	72-182	.396	22-69	.319	29-41	.707	6	44	50	1.6	42-0	67	35	4	17	195	6.1	
TOTAL FOR Nebr		0-0	0/0.0	0-0	.000	0-0	.000	0-0	.000	0	0	0	0.0	0-0	0	0	0	0	0	0.0	
TOTAL		84-27	1328/15.8	111-297	.374	26-84	.310	85-109	.780	31	103	134	1.6	91-0	160	73	5	37	333	4.0	

2023-24 GAME BY GAME

MISC. STATS

Category	2023-24	Career
10+ Points	0	7
20+ Points	0	0
30+ Points	0	0
40+ Points	0	0
Double-Doubles	0	0
10+ Rebounds	0	0
10+ Assists	0	0
Led NU in Scoring	0	4
Led NU in Reb.	0	0
Led NU in Assists	0	1

*-Includes Iowa

ELI RICE

FRESHMAN • GUARD • 6-8 • 213 • GALLATIN, TENN. • IMG ACADEMY

CAREER STATS

				Field Goals		3-Point		F-Throws		Rebounds									Scoring	
SEASON	TEAM	GP-GS	MIN/AVG	FG-FGA	FG%	3FG-3FGA	3FG%	FT-FTA	FT%	OFF	DEF	TOT	AVG	PF-FO	A	TO	BLK	STL	PTS	AVG
2023-24	Nebr	17-0	171/10.0	19-46	.413	10-27	.370	23-32	.719	4	23	27	1.6	14-0	6	4	4	3	71	4.2
TOTAL		17-0	171/10.0	19-46	.413	10-27	.370	23-32	.719	4	23	27	1.6	14-0	6	4	4	3	71	4.2

2023-24 GAME BY GAME

Opponent	Date	GS	MIN	Total		3-Pointers		Free throws		Rebounds				PF		A TO BLK STL		PTS	AVG	
				FG-FGA	PCT	3FG-3FGA	PCT	FT-FTA	PCT	OFF	DEF	TOT	AVG	PF	A	TO	BLK			STL
Lindenwood	11/06/2023		19:08	0-3	.000	0-2	.000	2-4	.500	2	3	5	5.0	2	1	2	1	0	2	2.0
Florida A&M	11/09/2023		22:18	4-9	.444	3-6	.500	5-8	.625	0	4	4	4.5	1	0	0	0	0	16	9.0
Rider	11/13/2023		03:17	1-1	1.000	1-1	1.000	0-0	.000	0	0	0	3.0	0	1	0	0	0	3	7.0
Stony Brook	11/15/2023		04:08	0-1	.000	0-1	.000	0-0	.000	0	0	0	2.3	0	0	0	1	0	0	5.3
vs Oregon St.	11/18/2023		02:25	0-1	.000	0-1	.000	0-0	.000	0	0	0	1.8	1	0	0	0	0	0	4.2
Creighton	12/03/2023		05:14	2-2	1.000	0-0	.000	2-2	1.000	0	0	0	1.5	0	0	0	0	0	6	4.5
Michigan St.	12/10/2023		06:39	1-1	1.000	1-1	1.000	0-0	.000	0	0	0	1.3	0	0	0	0	0	3	4.3
at Kansas St.	12/17/2023		05:28	1-3	.333	1-2	.500	0-0	.000	0	0	0	1.1	1	0	0	0	0	3	4.1
North Dakota	12/20/2023		03:54	0-1	.000	0-1	.000	0-0	.000	0	1	1	1.1	0	0	0	0	0	0	3.7
South Carolina St.	12/29/2023		24:18	2-8	.250	2-6	.333	4-6	.667	0	2	2	1.2	4	1	0	0	2	10	4.3
Indiana	01/03/2024		03:26	0-0	.000	0-0	.000	0-0	.000	0	1	1	1.2	0	0	0	0	0	0	3.9
at Wisconsin	01/06/2024		08:25	1-1	1.000	1-1	1.000	0-0	.000	0	1	1	1.2	1	1	0	0	1	3	3.8
at Iowa	01/12/2024		18:46	4-7	.571	1-3	.333	2-2	1.000	1	3	4	1.4	0	1	0	0	0	11	4.4
at Rutgers	01/17/2024		02:13	0-0	.000	0-0	.000	1-2	.500	0	1	1	1.4	0	0	1	0	0	1	4.1
Northwestern	01/20/2024		08:26	0-0	.000	0-0	.000	4-4	1.000	0	1	1	1.3	2	1	0	2	0	4	4.1
Ohio St.	01/23/2024		14:33	1-3	.333	0-1	.000	2-2	1.000	1	2	3	1.4	1	0	0	0	0	4	4.1
at Maryland	01/27/2024		17:55	2-5	.400	0-1	.000	1-2	.500	0	4	4	1.6	1	0	1	0	0	5	4.2
Totals		0	170:33	19-46	.413	10-27	.370	23-32	.719	4	23	27	1.6	14	6	4	4	3	71	4.2

Player Averages

Games Played	Minutes/ game	Points/ game	FG Pct	3FG Pct	FT Pct	Rebounds/ game	Assists/ game	Turnovers/ game	Assist/Turnover ratio	Steals/ game	Blocks/ game
17	10.0	4.2	41.3	37.0	71.9	1.6	0.4	0.2	1.5	0.2	0.2



2023-24 HONORS

- NU Scholar-Athlete Honor Roll (Fall, 2023)

MISC. STATS

Category	2023-24	Career
10+ Points	3	3
20+ Points	0	0
30+ Points	0	0
40+ Points	0	0
Double-Doubles	0	0
10+ Rebounds	0	0
10+ Assists	0	0
Led NU in Scoring	0	0
Led NU in Reb.	0	0
Led NU in Assists	0	0



BLAISE KEITA

JUNIOR • FORWARD • 6-11 • 257 • BAMAKO, REPUBLIC OF MALI • COFFEYVILLE CC

CAREER STATS

				Field Goals		3-Point		F-Throws		Rebounds									Scoring	
SEASON	TEAM	GP-GS	MIN/AVG	FG-FGA	FG%	3FG-3FGA	3FG%	FT-FTA	FT%	OFF	DEF	TOT	AVG	PF-FO	A	TO	BLK	STL	PTS	AVG
2022-23	Nebr	21-5	212/10.1	18-35	.514	0-0	.000	6-17	.353	22	52	74	3.5	22-0	11	10	5	5	42	2.0
TOTAL		21-5	212/10.1	18-35	.514	0-0	.000	6-17	.353	22	52	74	3.5	22-0	11	10	5	5	42	2.0

2023-24 GAME BY GAME

MISC. STATS

Category	2023-24	Career
10+ Points	0	1
20+ Points	0	0
30+ Points	0	0
40+ Points	0	0
Double-Doubles	0	1
10+ Rebounds	0	3
10+ Assists	0	0
Led NU in Scoring	0	0
Led NU in Reb.	0	5
Led NU in Assists	0	0



MISC. STATS

Category	2023-24	Career
10+ Points	0	0
20+ Points	0	0
30+ Points	0	0
40+ Points	0	0
Double-Doubles	0	0
10+ Rebounds	0	0
10+ Assists	0	0
Led NU in Scoring	0	0
Led NU in Reb.	0	0
Led NU in Assists	0	0

MATAR DIOP

FRESHMAN • FORWARD • 6-10 • 213 • DAKAR, SENEGAL • KEYSTONE ATHLETIC ACADEMY

CAREER STATS


				Field Goals		3-Point		F-Throws		Rebounds										Scoring	
SEASON	TEAM	GP-GS	MIN/AVG	FG-FGA	FG%	3FG-3FGA	3FG%	FT-FTA	FT%	OFF	DEF	TOT	AVG	PF-FO	A	TO	BLK	STL	PTS	AVG	
2023-24	Nebr	16-0	60/3.8	4-8	.500	1-2	.500	3-9	.333	2	10	12	0.8	10-0	4	6	3	2	12	0.8	
TOTAL		16-0	60/3.8	4-8	.500	1-2	.500	3-9	.333	2	10	12	0.8	10-0	4	6	3	2	12	0.8	

2023-24 GAME BY GAME

Opponent	Date	GS	MIN	Total		3-Pointers		Free throws		Rebounds				PF	A	TO	BLK	STL	PTS	AVG
				FG-FGA	PCT	3FG-3FGA	PCT	FT-FTA	PCT	OFF	DEF	TOT	AVG							
Lindenwood	11/06/2023		05:34	1-2	.500	0-1	.000	1-2	.500	0	1	1	1.0	1	0	0	1	0	3	3.0
Florida A&M	11/09/2023		05:17	0-0	.000	0-0	.000	0-0	.000	0	1	1	1.0	4	0	3	1	0	0	1.5
Stony Brook	11/15/2023		01:47	0-0	.000	0-0	.000	2-2	1.000	0	1	1	1.0	0	0	1	0	0	2	1.7
vs Oregon St.	11/18/2023		02:25	1-1	1.000	0-0	.000	0-2	.000	0	2	2	1.3	0	1	0	0	0	2	1.8
Creighton	12/03/2023		03:58	0-1	.000	0-0	.000	0-0	.000	1	0	1	1.2	0	0	0	0	0	0	1.4
Michigan St.	12/10/2023		05:35	0-0	.000	0-0	.000	0-0	.000	0	0	0	1.0	0	1	0	0	0	0	1.2
North Dakota	12/20/2023		05:02	0-0	.000	0-0	.000	0-0	.000	0	0	0	0.9	1	1	0	0	0	0	1.0
South Carolina St.	12/29/2023		20:20	0-1	.000	0-0	.000	0-3	.000	1	3	4	1.3	3	0	1	0	2	0	0.9
at Wisconsin	01/06/2024		01:15	0-0	.000	0-0	.000	0-0	.000	0	0	0	1.1	0	0	0	0	0	0	0.8
at Iowa	01/12/2024		02:08	1-1	1.000	0-0	.000	0-0	.000	0	0	0	1.0	0	0	0	0	0	2	0.9
at Rutgers	01/17/2024		00:27	0-0	.000	0-0	.000	0-0	.000	0	0	0	0.9	0	1	0	0	0	0	0.8
at Maryland	01/27/2024		02:01	0-1	.000	0-0	.000	0-0	.000	0	1	1	0.9	1	0	0	0	0	0	0.8
at Northwestern	02/07/2024		00:38	0-0	.000	0-0	.000	0-0	.000	0	0	0	0.8	0	0	0	0	0	0	0.7
Michigan	02/10/2024		01:39	1-1	1.000	1-1	1.000	0-0	.000	0	0	0	0.8	0	0	1	0	0	3	0.9
at Ohio St.	02/29/2024		00:27	0-0	.000	0-0	.000	0-0	.000	0	0	0	0.7	0	0	0	1	0	0	0.8
at Michigan	03/10/2024		01:42	0-0	.000	0-0	.000	0-0	.000	0	1	1	0.8	0	0	0	0	0	0	0.8
Totals			0 60:15	4-8	.500	1-2	.500	3-9	.333	2	10	12	0.8	10	4	6	3	2	12	0.8

Player Averages

Games Played	Minutes/ game	Points/ game	FG Pct	3FG Pct	FT Pct	Rebounds/ game	Assists/ game	Turnovers/ game	Assist/Turnover ratio	Steals/ game	Blocks/ game
16	3.8	0.8	50.0	50.0	33.3	0.8	0.3	0.4	0.7	0.1	0.2



2023-24 HONORS

- NU Scholar-Athlete Honor Roll (Fall, 2023)

MISC. STATS

Category	2023-24	Career
10+ Points	0	0
20+ Points	0	0
30+ Points	0	0
40+ Points	0	0
Double-Doubles	0	0
10+ Rebounds	0	0
10+ Assists	0	0
Led NU in Scoring	0	0
Led NU in Reb.	0	0
Led NU in Assists	0	0

JEFFREY GRACE III

SOPHOMORE • GUARD • 6-3 • 197 • ELMHURST, ILL. • ARIZONA STATE

CAREER STATS

			Field Goals		3-Point		F-Throws		Rebounds										Scoring	
SEASON	TEAM	GP-GS	MIN/AVG	FG-FGA	FG%	3FG-3FGA	3FG%	FT-FTA	FT%	OFF	DEF	TOT	AVG	PF-FO	A	TO	BLK	STL	PTS	AVG
2022-23	Nebr	11-0	12/1.1	1-2	.500	0-1	.000	2-4	.500	2	1	3	0.3	0-0	1	2	0	1	4	0.4
2023-24	Nebr	13-0	19/1.5	2-3	.667	0-0	.000	2-5	.400	2	1	3	0.2	1-0	2	1	0	0	6	0.5
TOTAL		24-0	31/1.3	3-5	.600	0-1	.000	4-9	.444	4	2	6	0.3	1-0	3	3	0	1	10	0.4

2023-24 GAME BY GAME

Opponent	Date	GS	MIN	Total		3-Pointers		Free throws		Rebounds				PF	A	TO	BLK	STL	PTS	AVG
				FG-FGA	PCT	3FG-3FGA	PCT	FT-FTA	PCT	OFF	DEF	TOT	AVG							
Lindenwood	11/06/2023		04:00	1-2	.500	0-0	.000	0-1	.000	0	0	0	0.0	0	1	0	0	0	2	2.0
Florida A&M	11/09/2023		02:20	1-1	1.000	0-0	.000	0-0	.000	1	0	1	0.5	0	0	0	0	0	2	2.0
Stony Brook	11/15/2023		01:47	0-0	.000	0-0	.000	0-0	.000	0	0	0	0.3	0	0	0	0	0	0	1.3
vs Oregon St.	11/18/2023		01:09	0-0	.000	0-0	.000	0-0	.000	0	0	0	0.3	0	0	0	0	0	0	1.0
Creighton	12/03/2023		00:56	0-0	.000	0-0	.000	0-0	.000	0	0	0	0.2	0	0	0	0	0	0	0.8
South Carolina St.	12/29/2023		03:52	0-0	.000	0-0	.000	2-2	1.000	1	0	1	0.3	0	0	0	0	0	2	1.0
at Maryland	01/27/2024		01:23	0-0	.000	0-0	.000	0-0	.000	0	0	0	0.3	0	0	0	0	0	0	0.9
at Illinois	02/04/2024		00:04	0-0	.000	0-0	.000	0-0	.000	0	0	0	0.3	0	0	0	0	0	0	0.8
at Northwestern	02/07/2024		00:05	0-0	.000	0-0	.000	0-0	.000	0	0	0	0.2	1	0	0	0	0	0	0.7
Michigan	02/10/2024		01:20	0-0	.000	0-0	.000	0-0	.000	0	0	0	0.2	0	1	0	0	0	0	0.6
Penn St.	02/17/2024		00:29	0-0	.000	0-0	.000	0-0	.000	0	0	0	0.2	0	0	1	0	0	0	0.5
at Ohio St.	02/29/2024		00:20	0-0	.000	0-0	.000	0-0	.000	0	0	0	0.2	0	0	0	0	0	0	0.5
at Michigan	03/10/2024		01:42	0-0	.000	0-0	.000	0-2	.000	0	1	1	0.2	0	0	0	0	0	0	0.5
Totals			0 19:26	2-3	.667	0-0	.000	2-5	.400	2	1	3	0.2	1	2	1	0	0	6	0.5

Player Averages

Games Played	Minutes/ game	Points/ game	FG Pct	3FG Pct	FT Pct	Rebounds/ game	Assists/ game	Turnovers/ game	Assist/Turnover ratio	Steals/ game	Blocks/ game
13	1.5	0.5	66.7	0.0	40.0	0.2	0.2	0.1	2.0	0.0	0.0

CALE JACOBSEN

REDSHIRT FRESHMAN • GUARD • 6-4 • 200 • ASHLAND, NEB. • ASHLAND-GREENWOOD

CAREER STATS

				Field Goals		3-Point		F-Throws		Rebounds									Scoring		
SEASON	TEAM	GP-GS	MIN	AVG	FG-FGA	FG%	3FG-3FGA	3FG%	FT-FTA	FT%	OFF	DEF	TOT	AVG	PF-FO	A	TO	BLK	STL	PTS	AVG
2023-24	Nebr	18-0	49	2.7	4-7	.571	0-2	.000	3-6	.500	0	3	3	0.2	5-0	5	2	0	1	11	0.6
TOTAL		18-0	49	2.7	4-7	.571	0-2	.000	3-6	.500	0	3	3	0.2	5-0	5	2	0	1	11	0.6

2023-24 GAME BY GAME

Opponent	Date	GS	MIN	Total		3-Pointers		Free throws		Rebounds				Other Stats							
				FG-FGA	PCT	3FG-3FGA	PCT	FT-FTA	PCT	OFF	DEF	TOT	AVG	PF	A	TO	BLK	STL	PTS	AVG	
Lindenwood	11/06/2023		11:07	0-0	.000	0-0	.000	0-0	.000	0	1	1	1.0	1	1	0	0	1	0	0.0	
Florida A&M	11/09/2023		05:05	1-1	1.000	0-0	.000	1-2	.500	0	0	0	0.5	0	1	1	0	0	3	1.5	
Stony Brook	11/15/2023		01:47	0-0	.000	0-0	.000	0-0	.000	0	0	0	0.3	0	0	0	0	0	0	1.0	
vs Oregon St.	11/18/2023		02:25	1-1	1.000	0-0	.000	0-2	.000	0	0	0	0.3	2	0	0	0	0	2	1.3	
Creighton	12/03/2023		03:27	0-1	.000	0-0	.000	0-0	.000	0	0	0	0.2	0	0	0	0	0	0	1.0	
at Minnesota	12/06/2023		00:03	0-0	.000	0-0	.000	0-0	.000	0	0	0	0.2	1	0	0	0	0	0	0.8	
North Dakota	12/20/2023		00:29	0-0	.000	0-0	.000	0-0	.000	0	0	0	0.1	0	0	0	0	0	0	0.7	
South Carolina St.	12/29/2023		13:13	1-3	.333	0-2	.000	2-2	1.000	0	2	2	0.4	0	1	1	0	0	4	1.1	
at Wisconsin	01/06/2024		01:15	0-0	.000	0-0	.000	0-0	.000	0	0	0	0.3	0	1	0	0	0	0	1.0	
at Iowa	01/12/2024		02:08	0-0	.000	0-0	.000	0-0	.000	0	0	0	0.3	0	0	0	0	0	0	0.9	
at Rutgers	01/17/2024		00:02	0-0	.000	0-0	.000	0-0	.000	0	0	0	0.3	0	0	0	0	0	0	0.8	
at Maryland	01/27/2024		02:01	0-0	.000	0-0	.000	0-0	.000	0	0	0	0.3	0	0	0	0	0	0	0.8	
at Illinois	02/04/2024		00:09	0-0	.000	0-0	.000	0-0	.000	0	0	0	0.2	1	0	0	0	0	0	0.7	
at Northwestern	02/07/2024		00:09	0-0	.000	0-0	.000	0-0	.000	0	0	0	0.2	0	0	0	0	0	0	0.6	
Michigan	02/10/2024		01:39	0-0	.000	0-0	.000	0-0	.000	0	0	0	0.2	0	0	0	0	0	0	0.6	
Penn St.	02/17/2024		01:38	1-1	1.000	0-0	.000	0-0	.000	0	0	0	0.2	0	1	0	0	0	2	0.7	
at Ohio St.	02/29/2024		00:47	0-0	.000	0-0	.000	0-0	.000	0	0	0	0.2	0	0	0	0	0	0	0.6	
at Michigan	03/10/2024		01:42	0-0	.000	0-0	.000	0-0	.000	0	0	0	0.2	0	0	0	0	0	0	0.6	
Totals				0 49:06	4-7	.571	0-2	.000	3-6	.500	0	3	3	0.2	5	5	2	0	1	11	0.6

Player Averages

Games Played	Minutes/game	Points/game	FG Pct	3FG Pct	FT Pct	Rebounds/game	Assists/game	Turnovers/game	Assist/Turnover ratio	Steals/game	Blocks/game
18	2.7	0.6	57.1	0.0	50.0	0.2	0.3	0.1	2.5	0.1	0.0

HENRY BURT

REDSHIRT FRESHMAN • FORWARD • 6-7 • 216 • OMAHA, NEB. • ELKHORN SOUTH

CAREER STATS

				Field Goals		3-Point		F-Throws		Rebounds								Scoring			
SEASON	TEAM	GP-GS	MIN	AVG	FG-FGA	FG%	3FG-3FGA	3FG%	FT-FTA	FT%	OFF	DEF	TOT	AVG	PF-FO	A	TO	BLK	STL	PTS	AVG
2023-24	Nebr	7-0	10/1.4	1-2	.500		0-1	.000	0-2	.000	0	3	3	0.4	1-0	0	0	0	0	2	0.3
TOTAL		7-0	10/1.4	1-2	.500		0-1	.000	0-2	.000	0	3	3	0.4	1-0	0	0	0	0	2	0.3

2023-24 GAME BY GAME

Opponent	Date	GS	MIN	Total		3-Pointers		Free throws		Rebounds				PF	A	TO	BLK	STL	PTS	AVG
				FG-FGA	PCT	3FG-3FGA	PCT	FT-FTA	PCT	OFF	DEF	TOT	AVG							
Lindenwood	11/06/2023		02:37	0-0	.000	0-0	.000	0-0	.000	0	0	0	0.0	0	0	0	0	0	0.0	
Florida A&M	11/09/2023		01:40	1-1	1.000	0-0	.000	0-2	.000	0	1	1	0.5	0	0	0	0	2	1.0	
Stony Brook	11/15/2023		00:53	0-0	.000	0-0	.000	0-0	.000	0	1	1	0.7	0	0	0	0	0	0.7	
vs Oregon St.	11/18/2023		01:09	0-0	.000	0-0	.000	0-0	.000	0	0	0	0.5	0	0	0	0	0	0.5	
Michigan	02/10/2024		01:20	0-0	.000	0-0	.000	0-0	.000	0	1	1	0.6	1	0	0	0	0	0.4	
Penn St.	02/17/2024		00:29	0-0	.000	0-0	.000	0-0	.000	0	0	0	0.5	0	0	0	0	0	0.3	
at Michigan	03/10/2024		01:42	0-1	.000	0-1	.000	0-0	.000	0	0	0	0.4	0	0	0	0	0	0.3	
Totals		0	09:50	1-2	.500	0-1	.000	0-2	.000	0	3	3	0.4	1	0	0	0	2	0.3	

Player Averages

Games Played	Minutes/game	Points/game	FG Pct	3FG Pct	FT Pct	Rebounds/game	Assists/game	Turnovers/game	Assist/Turnover ratio	Steals/game	Blocks/game
7	1.4	0.3	50.0	0.0	0.0	0.4	0.0	0.0	0.0	0.0	0.0

MISC. STATS

Category	2023-24	Career
10+ Points	0	0
20+ Points	0	0
30+ Points	0	0
40+ Points	0	0
Double-Doubles	0	0
10+ Rebounds	0	0
10+ Assists	0	0
Led NU in Scoring	0	0
Led NU in Reb.	0	0
Led NU in Assists	0	0



2023-24 HONORS

- NU Scholar-Athlete Honor Roll (Fall, 2023)

NEBRASKA 84, LINDENWOOD 52



Official Basketball Box Score - Final
Lindenwood at Nebraska
11/05/23 Pinnacle Bank Arena, Lincoln
Nebraska vs. Lindenwood

Game Time: 7:01 PM
Game Duration: 1:49
Attendance: 13,478

Officials: Tim Connor, Andy O'Brien, Mason Siler

Lindenwood - 52

Record: 0-1

NO.	Name	Min	FG	3P	FT	Rebounds	Fouls	TP	AS	TO	ST	Blocks	BS	BA	+	-	
0	David Ware	F 19:42	0-3	0-1	0-0	2	5	7	2	1	0	0	0	2	0	1	-14
5	Jaylon McDaniel	F 22:27	3-7	0-0	0-3	1	5	6	4	2	6	0	2	0	1	-19	
24	Keenen Cole	F 31:26	5-16	0-1	4-4	2	2	4	2	3	14	0	3	0	0	-31	
15	Nathan Johnson Jr.	G 25:45	2-5	0-1	1-1	1	1	2	1	1	5	0	2	1	0	-25	
25	Darius Beane	G 20:24	3-8	0-0	0-1	2	2	4	2	6	0	1	0	0	0	-10	
3	Tommie Williams	G 19:35	1-5	0-0	0-0	1	2	3	2	1	2	2	2	0	0	-9	
23	Jeremiah Talton	G 20:00	4-11	2-5	0-0	1	2	3	1	0	10	0	0	1	0	-14	
1	Colin Ruffin	G 20:14	4-8	1-3	0-0	0	5	5	3	1	9	0	0	0	0	-30	
22	Isaac Ordekane	G 10:07	0-0	0-0	0-0	0	1	1	0	0	0	0	0	0	1	-13	
11	Amoro Lado	G 10:20	0-5	0-4	0-0	0	0	0	2	1	0	0	0	0	0	-5	
Team						3	2	5			0	1					
Totals			22-68	3-16	5-9	13	27	40	21	12	52	2	12	4	2	7	-32

Shooting By Period		
1 st FG%	10-33	30.3%
3PT%	1-5	20.0%
FT%	3-3	100%
2 nd FG%	12-35	34.3%
3PT%	2-11	18.2%
FT%	2-6	33.3%
GM FG%	22-68	32.4%
3PT%	3-16	18.8%
FT%	5-9	55.6%
Dead Ball Rebounds: 1, 0		

Technical Fouls: NONE

Nebraska - 84

Record: 1-0

NO.	Name	Min	FG	3P	FT	Reb	RD	Fouls	TP	AS	TO	ST	Blocks	BS	BA	+	-	
51	Rienk Mast	F 25:18	5-7	1-3	2-3	1	5	6	1	3	13	3	2	0	0	0	11	
53	Josiah Allick	F 23:30	4-5	1-1	2-2	2	6	8	1	4	11	2	0	2	1	0	34	
0	C.J. Wilcher	G 22:08	4-8	2-5	3-4	0	1	1	0	2	13	2	0	0	2	0	26	
3	Brice Williams	G 23:15	4-11	2-6	3-4	0	1	1	1	2	13	2	1	0	1	1	30	
10	Jamarques Lawrence	G 18:22	2-8	2-6	1-2	4	2	6	3	1	7	1	2	0	0	0	16	
1	Sam Holberg	G 25:14	5-7	2-4	3-5	0	5	5	1	3	15	2	0	1	1	0	30	
9	Jarron Coleman	G 19:47	1-3	1-2	2-2	0	6	6	1	2	5	4	2	1	0	0	19	
11	Eli Rice	G 19:08	0-3	0-2	2-4	2	3	5	2	2	2	1	2	0	1	1	3	
31	Cale Jacobsen	G 11:07	0-0	0-0	0-0	0	1	1	1	0	0	1	0	1	0	0	1	
21	Metar Diop	G 05:34	1-2	0-1	1-2	0	1	1	1	1	3	0	0	0	1	0	-3	
24	Jeff Grace	G 04:00	1-2	0-0	0-1	0	0	0	0	1	2	1	0	0	0	0	-3	
35	Henry Burt	G 02:37	0-0	0-0	0-0	0	0	0	0	0	0	0	0	0	0	0	-4	
Team						1	3	4			0	0						
Totals			27-56	11-30	19-29	8	36	44	12	21	84	19	5	7	2	3	32	

Shooting By Period		
1 st FG%	17-30	56.7%
3PT%	9-19	47.4%
FT%	8-11	72.7%
2 nd FG%	10-26	38.5%
3PT%	2-11	18.2%
FT%	11-18	61.1%
GM FG%	27-56	48.2%
3PT%	11-30	36.7%
FT%	19-29	65.5%
Dead Ball Rebounds: 4, 0		

Technical Fouls: NONE

LWU		NEB	
Biggest lead	2 (1 st 19:36)	36 (2 nd 5:34)	
Best Scoring Run	7 (2 nd 14:37)	10 (1 st 4:27)	
Lead Changes	1		
Times Tied	0		
Time with Lead	00:23	39:13	

Points from Turnovers		LWU		NEB	
Paint	32	32	32		
Second Chance	9	11			
Fast Breaks	8	4			
Bench	21	27			
Period by Period Scoring		LWU		NEB	
1st	24	28	52		
2nd	51	33	84		

NEBRASKA 81, FLORIDA A&M 54



Official Basketball Box Score - Final
Florida A&M at Nebraska
11/05/23 Pinnacle Bank Arena, Lincoln
Nebraska vs. Florida A&M

Game Time: 7:01 PM
Game Duration: 2:04
Attendance: 13,766

Officials: Paul Sozio, Edwin Young, Tony Meeks

Florida A&M - 54

Record: 0-2

NO.	Name	Min	FG M-A	3P M-A	FT M-A	Rebounds OR TR TOT	Fouls PF FO	TP	AS	TO	ST	Blocks BS BA
5	Keith Lamar	F 22:51	2-8	0-1	1-2	1 2 3	3 2	5	2	1	0	-1
13	Shannon Grant	F 19:48	2-3	0-0	0-0	0 3 3	5 1	4	0	3	2	0
2	Jordan Chatman	G 10:11	0-3	0-1	0-0	0 0 0	4 0	4	0	1	1	0
4	Hantz Louis-Jeune	G 18:32	3-7	1-3	1-2	0 5 5	3 2	8	0	0	1	2
12	K'Jae Parker	G 16:54	5-20	1-6	2-2	1 5 6	1 3	13	3	2	0	-2
11	Roderick Coffee III	G 20:38	0-6	0-4	2-4	1 1 2	1 3	2	2	1	0	-1
24	Ja'Derrys Eatmon	G 18:21	3-7	0-0	2-2	3 1 4	2 3	8	0	2	1	1
10	Chase Barrs	G 15:08	0-1	0-0	1-2	3 1 4	5 1	1	1	1	0	-1
23	Mies Hall	G 13:40	1-3	0-0	1-2	0 3 3	0 1	3	1	0	1	0
3	Monrell Schramm	G 22:05	4-7	2-4	0-1	1 2 3	2 1	10	1	2	1	0
34	Richard Mathews	G 01:52	0-1	0-1	0-0	0 0 0	0 0	0	0	0	0	-3
Team						1 1 2		0	1			

Shooting By Period		
1 st FG%	9-31	29.0%
3PT%	2-9	22.2%
FT%	5-6	83.3%
2 nd FG%	11-35	31.4%
3PT%	5-11	45.5%
GM FG%	20-66	30.3%
3PT%	4-20	20.0%
FT%	10-17	58.8%
Dead Ball Rebounds: 3, 0		

Technical Fouls: NONE

Nebraska - 81

Record: 2-0

NO.	Name	Min	FG	3P	FT	Rebounds	Fouls	TP	AS	TO	ST	Blocks	BS	BA	+		
51	Rienk Mast	F 27:21	6-14	2-5	6-6	5	11	16	2	4	20	2	2	0	0	26	
53	Josiah Allick	F 28:38	1-3	0-0	3-4	3	2	5	1	4	5	0	2	0	1	0	
0	C.J. Wilcher	G 19:51	2-6	1-4	1-2	0	1	1	4	1	6	2	0	0	1	19	
3	Brice Williams	G 22:19	3-9	2-4	7-7	2	4	6	3	4	15	2	1	0	1	20	
10	Jamarques Lawrence	G 24:40	2-6	0-3	1-2	0	5	5	1	1	5	4	4	3	0	0	
1	Sam Holberg	G 22:37	1-3	1-3	0-0	1	2	3	1	2	3	1	2	4	0	0	
9	Jarron Coleman	G 17:54	1-3	1-3	1-3	0	3	3	0	3	4	3	3	0	1	0	
11	Eli Rice	G 22:18	4-9	3-6	5-8	0	4	4	1	5	16	0	0	0	0	1	
21	Metar Diop	G 05:17	0-0	0-0	0-0	0	1	1	4	0	0	0	3	0	1	0	
31	Cale Jacobsen	G 05:05	1-1	0-0	1-2	0	0	0	0	1	3	1	1	0	0	0	
24	Jeff Grace	G 02:20	1-1	0-0	0	0	1	0	0	0	2	0	0	0	0	0	
35	Henry Burt	G 01:40	1-1	0-0	0-2	0	1	1	0	0	1	2	0	0	0	0	
Team						4	5	9			0	0					
Totals			23-56	10-28	25-36	16	39	55	17	26	81	15	18	7	5	3	27

Shooting By Period		
1 st FG%	14-33	42.4%
3PT%	6-14	42.9%
FT%	7-10	70%
2 nd FG%	9-23	39.1%
3PT%	4-14	28.6%
GM FG%	23-56	41.1%
3PT%	10-28	35.7%
FT%	25-36	69.4%
Dead Ball Rebounds: 4, 0		

Technical Fouls: NONE

FAMU		NEB	
Biggest lead	1 (1 st 15:38)	29 (2 nd 12:39)	
Best Scoring Run	5 (2 nd 10:54)	12 (1 st 12:12)	
Lead Changes	1		
Times Tied	0		
Time with Lead	00:18	39:12	

Points from Turnovers		FAMU		NEB	
Paint	26	24			
Second Chance	9	18			
Fast Breaks	3	9			
Bench	24	30			
Period by Period Scoring		FAMU		NEB	
1st	25	29	54		
2nd	41	40	81		

NEBRASKA 64, RIDER 50



Official Basketball Box Score - Final
Rider at Nebraska
11/15/23 Pinnacle Bank Arena, Lincoln
Nebraska vs. Rider

Game Time: 7:05 PM
Game Duration: 1:57
Attendance: 13,478

Officials: Keith Kirtle, Amy Bonner, Marques Pettigrew

Rider - 50

Record: 1-2

NO.	Name	Min	FG	3P	FT	Rebounds	OR	TR	Fouls	PF	TD	AS	TO	ST	Blocks	BS	BA
14	JT Langston Jr.	F 23:50	1-4	0-1	1-2	1	3	4	1	1	3	0	0	2	3	0	-8
33	Taric Ingram	F 33:30	1-6	0-0	2-2	1	7	8	3	1	4	2	0	3	1	0	-10
2	Allen Powell	G 35:16	2-13	1-8	0-0	0	2	2	2	1	5	3	0	2	0	0	-8
3	Corey McKelthan	G 34:19	6-14	2-6	4-5	0	5	5	1	2	18	2	4	0	0	-14	
35	T.J. Weeks Jr.	G 28:56	2-9	1-5	1-1	1	4	5	4	1	6	0	1	2	0	0	-12
5	Mervin James	19:44	4-7	2-3	0-0	2	3	5	5	1	10	1	2	1	0	0	-8
0	DJ Dudley	14:41	1-3	0-2	2-2	0	3	3	0	1	4	0	2	0	0	0	-1
31	Tyrick Weeks	01:52	0-0	0-0	0-0	0	0	0	0	0	0	0	0	0	0	0	-4
23	Anthony McCall	07:52	0-0	0-0	0-0	1	0	1	2	1	0	0	2	0	0	0	-5
Team						1		0	1	0							
Totals			17:56	6-25	10-12	7	27	34	18	9	50	8	11	0	5	0	-14

2023-24 BOXSCORES

NEBRASKA 84, OREGON STATE 63



Official Basketball Box Score - Final
Oregon St. at Nebraska
11/18/23 Sanford Pentagon, Sioux Falls
2023-24 Men's Basketball

Game Time: 3:00 PM
Game Duration: 1:56
Attendance: 2,938

Officials: Kelly Pfeiffer, Rob Kueneman, Nate Harris

Oregon St. - 63

Record: 3-1

NO.	Name	Min	FG M-A	3P M-A	FT M-A	Rebounds OR DR TOT	Fouls PF	TP	AS	TO	ST	Blocks BS BA	+/-
34	Tyler Bilodeau	F 32:53	4-10	0-2	7-7	0 7 7	4 4	15	1	2	1	1 1	-18
15	Choi Marial	G 05:35	0-1	0-1	0-0	0 1 1	1 0	0	0	0	0	0 0	-4
0	Jordan Pope	G 35:41	8-12	9-9	6-6	2 1 3	1 5	25	3	0	0	1 1	-21
1	Christian Wright	G 19:40	2-5	1-2	1-2	0 1 1	3 2	6	2	2	0	0 0	-4
4	Dexter Akanno	G 14:42	0-7	0-4	0-0	0 1 1	2 2	0	0	0	1 0	1 -15	
24	KC Ikwke	10:34	1-4	0-0	0-0	4 1 5	1 1	2	0	0	0 0	1 -22	
5	Justin Rochelin	13:25	2-8	2-6	2-2	2 1 3	5 1	8	0	0	1 0	0 2	
11	DaJohn Craig	17:37	1-3	0-1	1-2	0 2 2	2 1	3	2	1	0 0	0 -18	
22	Thomas Ndong	11:02	0-0	0-0	0-0	0 1 1	2 2	0	0	1 0	1 0	0 0	
12	Michael Rataj	09:39	0-3	0-1	0-0	0 1 1	2 0	0	0	1 0	0 0	1 -4	
3	Gavin Marrs	12:51	1-1	0-0	0-0	0 1 1	1 0	2	0	1 0	0 0	0 -3	
2	Josiah Lake II	13:31	0-0	0-0	2-2	0 1 1	1 1	2	1	0 0	0 0	1 1	
14	Jayden Stevens	02:50	0-0	0-0	0-0	0 1 1	0 0	0	0	0 0	0 0	0 -9	
Team						0 2 2	0	0	0	0	0	0	
Totals			19-54	6-22	19-21	9 22 31	23 19	63	11	9 4	3 3	21	

Technical Fouls: NONE

Nebraska - 84

Record: 5-0

NO.	Name	Min	FG M-A	3P M-A	FT M-A	Rebounds OR DR TOT	Fouls PF	TP	AS	TO	ST	Blocks BS BA	+/-
51	Rienk Mast	F 28:53	5-12	0-2	5-6	6 7 13	2 5	15	2	0	0	0 0	22
53	Josiah Allick	F 24:59	2-6	0-0	4-6	2 2 4	3 5	8	0	1	2	0 1	17
3	Brice Williams	G 28:21	9-17	3-7	4-4	3 0 3	0 4	25	2	0	2	1 1	25
10	Jamarques Lawrence	G 22:45	1-3	0-0	0-1	0 5 5	2 1	3	0	0	0	0 0	14
30	Keisei Tominaga	G 25:09	3-6	2-3	0-0	0 2 2	2 0	8	2	2	2	0 0	19
4	Juwan Gary	20:58	5-10	1-4	1-2	4 6 10	3 2	12	2	2	1 2	1 7	
0	C.J. Wilcher	12:44	1-2	0-0	0-0	0 0 0	0 1	3	1	0	0	0 0	0
1	Sam Holberg	11:48	2-4	1-3	0-1	0 0 0	3 1	5	0	1	0	0 0	6
9	Jarron Coleman	14:50	0-2	0-2	1-2	0 2 2	1 2	1	3	0	1	0 0	0
11	Eli Rice	02:25	0-1	0-0	0-0	0 0 0	0 0	1	0	0	0	0 0	-3
21	Matar Diop	02:25	1-1	0-0	0-2	0 2 2	0 1	2	1	0	0	0 0	-3
3	Cale Jacobsen	02:25	1-1	0-0	0-2	0 0 0	2 1	2	0	0	0	0 0	-3
24	Jeff Grace	01:09	0-0	0-0	0-0	0 0 0	0 0	0	0	0	0	0 0	-3
35	Henry Burt	01:09	0-0	0-0	0-0	0 0 0	0 0	0	0	0	0	0 0	-3
Team						2 1 3	0	0	0	0	0	0	
Totals			30-65	8-24	16-26	17 27 44	19 23	84	16	6	8	3 3	21

Technical Fouls: NONE

	OSU	NEB
Biggest lead	6 (1 st 18:12)	31 (2 nd 14:06)
Best Scoring Run	7 (2 nd 11:15)	20 (1 st 3:21)
Lead Changes	1	
Times Tied	0	
Time with Lead	06:21	33:14

Points from Turnovers	OSU	NEB
Paint	16	38
Second Chance	6	22
Fast Breaks	5	21
Bench	17	25

Period by Period Scoring	1st	2nd	TOT
OSU	24	39	63
NEB	44	40	84

NEBRASKA 89, DUQUESNE 79



Official Basketball Box Score - Final
Duquesne at Nebraska
11/22/23 Pinnacle Bank Arena, Lincoln
Nebraska vs. Duquesne

Game Time: 7:01 PM
Game Duration: 2:14
Attendance: 14,426

Officials: Rob Kueneman, WI Howard, Lewis Garrison

Duquesne - 79

Record: 4-2

NO.	Name	Min	FG M-A	3P M-A	FT M-A	Rebounds OR DR TOT	Fouls PF	TP	AS	TO	ST	Blocks BS BA	+/-
5	Haili Barrs	F 21:54	1-3	0-0	0-0	1 2 3	2 0	2	0	0	0	3 0	-11
23	Andrej Savrasov	F 14:05	1-3	1-2	0-0	0 3 3	2 1	3	0	1	0	0 0	-18
1	Jimmy Clark III	G 24:44	5-13	1-5	4-4	1 3 4	5 2	15	2	1	0	0 0	-8
3	Dae Dae Grant	G 38:04	7-16	1-8	9-9	1 2 3	1 6	24	3	0	0	0 0	-7
32	Kareem Rozier	G 30:10	6-10	4-8	0-0	1 0 1	4 0	16	1	1	1	0 1	-7
3	Hassan Drame	14:22	0-5	0-2	0-0	2 4 6	2 1	0	1	0	0	0 0	-4
34	Fousseyni Drame	29:33	5-7	1-2	1-2	2 6 8	1 1	12	0	2	0	0 0	-2
2	David Dixon	11:48	3-3	0-0	1-2	4 2 6	5 1	7	0	0	0	1 0	14
55	Kallon Nicholls	06:10	0-1	0-0	0-0	0 1 1	1 1	1	0	0	0	0 0	0
7	Jakub Necas	09:10	0-2	0-2	0-0	1 0 1	1 0	0	1	1	0	0 0	-7
Team						1 0 1	0	0	0	0	0	0	
Totals			28-63	8-29	15-17	14 23 37	24 13	79	8	6	1	4	2 -10

Technical Fouls: Clark III 2nd 2:10 Team 2nd 0:17

Nebraska - 89

Record: 6-0

NO.	Name	Min	FG M-A	3P M-A	FT M-A	Rebounds OR DR TOT	Fouls PF	TP	AS	TO	ST	Blocks BS BA	+/-
51	Rienk Mast	F 30:39	2-6	0-2	6-6	2 4 6	3 3	10	3	2	0	1 0	-5
53	Josiah Allick	F 22:57	3-5	1-1	5-7	2 5 7	0 6	12	5	0	0	1 1	14
3	Brice Williams	G 30:06	3-6	1-3	4-4	0 1 1	3 4	11	1	0	0	0 0	0
10	Jamarques Lawrence	G 26:22	2-4	2-4	0-0	0 2 2	1 0	6	3	0	0	0 0	-2
30	Keisei Tominaga	G 23:15	6-12	2-7	9-10	0 2 2	1 6	23	0	0	0	0 0	-3
0	C.J. Wilcher	16:17	1-2	0-1	0-0	0 2 2	1 1	2	1	0	1	0 0	14
1	Sam Holberg	14:43	1-3	1-1	0-0	0 0 0	0 0	3	0	0	0	1 2	10
4	Juwan Gary	22:03	7-10	2-4	4-4	3 3 5	3 2	20	1	0	0	0 0	10
9	Jarron Coleman	13:38	1-5	0-1	0-0	1 1 2	1 1	2	4	0	0	0 1	12
Team						0 2 2	0	0	0	0	0	0	
Totals			26-53	9-24	28-31	7 22 29	13 23	89	18	2	1	2	4 10

Technical Fouls: NONE

	DUQ	NEB
Biggest lead	6 (1 st 12:37)	17 (2 nd 6:57)
Best Scoring Run	10 (2 nd 4:31)	13 (2 nd 10:22)
Lead Changes	9	
Times Tied	7	
Time with Lead	18:48	18:21

Points from Turnovers	DUQ	NEB
Paint	34	32
Second Chance	16	8
Fast Breaks	10	8
Bench	19	27

Period by Period Scoring	1st	2nd	TOT
DUQ	39	40	79
NEB	37	52	89

NEBRASKA 85, CAL STATE FULLERTON 72



Official Basketball Box Score - Final
Cal St. Fullerton at Nebraska
11/22/23 Pinnacle Bank Arena, Lincoln
Nebraska vs. Cal State Fullerton

Game Time: 1:01 PM
Game Duration: 1:51
Attendance: 14,711

Officials: Bret Smith, Alfred Smith, Jourdan Love

Cal St. Fullerton - 72

Record: 2-4

NO.	Name	Min	FG M-A	3P M-A	FT M-A	Rebounds OR DR TOT	Fouls PF	TP	AS	TO	ST	Blocks BS BA	+/-
3	Beril Kabamba	F 20:44	0-2	0-0	0	2 4 6	3 0	0	2	3	0	0	1
13	Vincent Lee	F 16:39	3-5	0-0	2-2	1 0 1	1 0	1	8	0	0	1 2	1 5
2	Max Jones	G 31:10	10-19	5-7	5-7	0 3 3	1 6	30	1	4	1	0	1 -8
7	Dominic Brewton	G 31:41	5-16	0-3	0-0	1 4 5	1 1	10	1	2	2	0	1 -20
21	Grayson Carper	G 36:15	2-8	2-8	0-0	3 4 7	2 0	6	1	1	0	1	0 -8
24	Kendrick De Luna	12:47	0-2	0-0	0-0	1 0 1	2 0	0	0	0	1	0	1 -16
0	Jalen Cooper	15:12	1-2	0-0	0-0	1 2 3	0 3	2	1	1	0	0	0 -5
5	Donovan Oday	27:21	7-13	2-4	0-0	1 2 3	4 0	16	1	2	1	0	0 0
12	Zachary Visentin	08:11	0-0	0-0	0-0	2 0 2	1 1	0	0	1	0	0	0 0
Team						3 1 4	0	0	0	0			
Totals			28-67	9-22	7-9	15 20 35	17 9	72	9	12	8	5 3	-13

Technical Fouls: NONE

Nebraska - 85

Record: 7-0

NO.		Min	FG M-A	3P M-A	FT M-A	Rebounds OR DR TOT	Fouls PF	TP	AS	TO	ST	Blocks BS BA	+/-
51	Rienk Mast	F 28:54	8-12	3-3	0-0	4 5 9	0 1	19	3	2	0	0 1	10
53	Josiah Allick	F 23:17	1-3	0-1	4-4	1 3 4	0 3	6	1	1	0	1 1	14
3	Brice Williams	G 29:48	4-9	2-5	4-4	0 2 2	3 4	14	3	1	0	2 1	12
10	Jamarques Lawrence	G 27:25	4-10	1-5	2-2	1 1 2	1 1	11	6	0	1	0 0	6
30	Keisei Tominaga	G 25:22	5-5	3-3	4-4	1 3 4	0 4	17	0	1	0	0 0	15
4	Juwan Gary	24:46	3-10	2-7	5-6	2 4 6	0 4	13	1	0	2	0 1	6
9	Jarron Coleman	08:31	0-2	0-1	0-0	0 2 2	1 0	0	2	4	0	0 0	15
0	C.J. Wilcher	16:37	2-6	1-5	0-0	1 2 3	1 0	5	1	0	0	0 0	-3
1	Sam Holberg	15:20	0-1	0-0	0-0	0 2 2	3 0	0	0	1	0	0 0	-3
Team						1 1 2	0	0	0	0	0		
Totals			27-58	12-30	19-20	11 25 36	9 17	85	18	9	3	3 5	13

Technical Fouls: NONE

	CAL	NEB
Biggest lead	3 (1 st 18:43)	19 (2 nd 4:51)
Best Scoring Run	7 (2 nd 2:26)	8 (1 st 16:30)
Lead Changes	1	
Times Tied	2	
Time with Lead	01:02	37:07

Points from Turnovers	CAL	NEB
Paint	32	28
Second Chance	14	8
Fast Breaks	2	10
Bench	18	18

Period by Period Scoring	1st	2nd	TOT
CAL	36	36	72
NEB	47	38	85

NO. 15 CREIGHTON 8

MINNESOTA 76, NEBRASKA 65



Official Basketball Box Score - Final
Nebraska at Minnesota
12/09/23 Wilmar Arena, Minneapolis
2023-24 Men's Basketball

Game Time: 8:00 PM
Game Duration: 2:06
Attendance: 6,899

Officials: D.J. Carstensen, Terry Ogelsby, John Floyd

Nebraska - 65

Record: 7-2 (0-1)

NO. Name	Min	FG M-A	3P M-A	FT M-A	Rebounds OR DR TOT	Fouls PF FD	TP	AS	TO	ST	Blocks BS BA	+/-
51 Rienk Mast	F 30:05	2-7	0-2	0-0	2 3 5	3 0	4	3	1	1	0	-11
53 Josiah Allick	F 21:30	1-2	0-0	1-2	0 3 3	0 1	3	1	2	0	0	-7
3 Brice Williams	G 30:28	8-16	1-3	1-2	3 3 6	5 1	18	4	4	3	1	-8
10 Jamarques Lawrence	G 32:56	5-9	3-5	3-4	1 6 7	3 2	16	1	7	1	0	-10
30 Keisei Tominaga	G 24:04	0-5	0-4	4-4	0 0 0	2 1	4	0	1	0	0	-1
0 C.J. Wilcher	18:07	3-6	1-2	2-2	1 2 3	2 2	9	2	1	0	0	2
4 Juwan Gary	30:54	5-7	0-1	1-1	2 2 4	3 1	11	2	2	2	0	-4
1 Sam Holberg	08:28	0-0	0-0	0-0	0 0 0	0 0	0	2	0	0	0	-9
9 Jarron Coleman	03:25	0-1	0-1	0-0	0 0 0	2 0	0	0	0	0	0	4
31 Cale Jacobsen	00:03	0-0	0-0	0-0	0 0 0	1 0	0	0	0	0	0	-1
Team					1 3 4	0	0	0	0	0	0	
Totals		24-53	5-18	12-15	10 22 32	21 8	65	15	18	7	1 7	-11

Technical Fouls: NONE

Minnesota - 76

Record: 6-3 (1-1)

NO. Name	Min	FG M-A	3P M-A	FT M-A	Rebounds OR DR TOT	Fouls PF FD	TP	AS	TO	ST	Blocks BS BA	+/-
1 Joshua Ola-Joseph	F 22:40	6-8	1-1	2-2	5 0 5	0 1	15	2	2	0	1 0	7
3 Dawson Garcia	F 06:45	0-0	0-0	0-0	0 2 2	0 0	0	0	0	0	0 0	1
0 Elijah Hawkins	G 34:50	2-4	2-3	6-10	1 5 6	5 6	12	11	4	1	1 0	22
4 Braeden Carrington	G 32:23	4-10	1-4	4-5	1 4 5	3 6	13	2	2	3	1 0	7
24 Cam Christie	G 25:04	3-8	2-7	1-2	0 3 3	1 1	9	1	1	0	1 0	4
21 Pharell Payne	35:19	5-6	0-0	2-6	1 3 4	2 4	12	1	3	1	2 1	11
2 Mike Mitchell Jr.	23:28	5-4	2-8	0-0	0 0 0	1 0	12	0	2	5	0 0	5
5 Isaiah Ihnen	09:29	0-2	0-2	1-2	1 1 3	0 2	1	0	0	0	0 0	-11
23 Parker Fox	10:02	0-1	0-0	2-2	0 0 0	0 1	2	1	2	0	0 1	9
Team					3 1 4	0	0	0	0	0	0	
Totals		25-53	8-25	18-29	13 19 32	9 21	76	18	16	10	7 1	11

Technical Fouls: Mitchell Jr. 2nd 7:42

	NEB	UMN	Points from Turnovers	NEB	UMN	Period by Period Scoring		
Biggest lead	17 (1 st 1:13)	11 (2 nd 0:32)	Turnovers	21	24			
Best Scoring Run	9 (1 st 3:37)	13 (2 nd 13:14)	Paint	32	24		1st	2nd
Lead Changes	9	9	Second Chance	8	14	NEB	39	26
Times Tied	5		Fast Breaks	8	11			65
Time with Lead	19:42	16:55	Bench	20	27	UMN	24	52
							76	

NEBRASKA 77, MICHIGAN STATE 70



Official Basketball Box Score - Final
Michigan St. at Nebraska
12/09/23 Pirnick Bank Arena, Lincoln
Nebraska vs. Michigan State

Game Time: 5:37 PM
Game Duration: 2:20
Attendance: 14,585

Officials: Brian Dorsey, Tim Comer, Brett Smith

Michigan St. - 70

Record: 4-5 (0-2)

NO. Name	Min	FG M-A	3P M-A	FT M-A	Rebounds OR DR TOT	Fouls PF FD	TP	AS	TO	ST	Blocks BS BA	+/-
25 Malik Hall	F 33:51	7-14	1-2	7-7	2 5 7	2 4	22	3	0	1	2 0	8
22 Mady Sissoko	C 12:59	0-0	0-0	0-0	1 2 3	2 1	0	1	0	0	0 0	-4
2 Tyson Walker	G 35:01	7-18	3-8	0-0	0 4 4	2 2	17	2	2	1	0 0	-7
3 Jaden Atkins	G 28:14	4-7	2-4	0-0	1 3 4	2 0	10	0	1	0	0 0	-7
11 A.J. Hoggard	G 27:56	5-10	1-1	1-2	1 4 5	1 2	12	3	1	2	0 3	-11
15 Carson Cooper	12:01	1-2	0-0	0-0	0 0 0	0 1	2	0	1	0	0 0	0
1 Jeremy Fears Jr.	09:58	0-2	0-0	0-0	0 0 0	0 2	0	2	3	0	0 0	3
5 Tre Holloman	19:21	1-5	1-2	0-0	0 1 1	0 1	3	2	0	0	0 0	1
55 Coen Carr	20:39	2-3	0-0	0-0	1 2 3	0 0	4	1	1	1	0 0	-2
Team					2 2 4	0	0	0	0	0	0	
Totals		27-61	8-17	8-9	8 23 31	13 11	70	14	9	5	2 4	-7

Technical Fouls: NONE

Nebraska - 77

Record: 8-2 (1-1)

NO. Name	Min	FG M-A	3P M-A	FT M-A	Rebounds OR DR TOT	Fouls PF FD	TP	AS	TO	ST	Blocks BS BA	+/-
4 Juwan Gary	F 35:59	8-11	2-4	2-3	0 3 3	2 3	20	1	1	3	2 0	10
51 Rienk Mast	F 34:25	4-9	0-2	0-0	3 11 14	3 0	8	6	3	0	1 0	8
3 Brice Williams	G 30:02	4-7	1-2	5-6	0 3 3	2 4	14	0	2	0	1 0	9
10 Jamarques Lawrence	G 25:54	1-5	0-1	0-0	0 3 3	2 0	2	4	2	0	0 0	0
30 Keisei Tominaga	G 29:48	5-12	3-7	2-2	0 0 0	1 2	15	1	0	1	0 0	4
0 C.J. Wilcher	15:00	3-5	2-4	2-2	1 1 2	2 0	10	1	0	0	0 0	-3
1 Sam Holberg	16:38	1-4	1-2	2-2	0 3 3	1 1	5	2	0	1	0 2	8
21 Matar Diop	05:35	0-0	0-0	0-0	0 0 0	0 1	0	1	0	0	0 0	-1
11 Eli Rice	06:39	1-1	1-1	0-0	0 0 0	0 0	3	0	0	0	0 0	0
Team					1 2 3	0	0	1	0	0	0	
Totals		27-54	10-23	13-15	5 26 31	11 13	77	16	9	5	4 2	7

Technical Fouls: NONE

Biggest lead	7 (1 st 12:19)	7 (2 nd 0:25)	Points from Turnovers		MSU	NEB	Period by Period Scoring			
Best Scoring Run	7 (1 st 12:19)	8 (1 st 10:23)	Paint		28	30				
Lead Changes	15		Second Chance		8	4				
Times Tied	6		Fast Breaks		5	8				
Time with Lead	17:33	17:55	Bench		9	18				
							MSU	34	36	70
							NEB	31	46	77

NEBRASKA 62, KANSAS STATE 46



Official Basketball Box Score - Final
Nebraska at Kansas St.
12/17/23 Bramlage Coliseum, Manhattan
2023-24 Men's Basketball

Game Time: 2:01 PM
Game Duration: 1:57
Attendance: 10,206

Officials: Kipp Kissinger, Paul Selez, Marques Pettigrew

Nebraska - 62

Record: 9-2

NO. Name	Min	FG M-A	3P M-A	FT M-A	Rebounds OR DR TOT	Fouls PF FD	TP	AS	TO	ST	Blocks BS BA	+/-
4 Juwan Gary	F 30:39	6-16	1-2	0-0	11 7 18	3 0	13	1	3	0	1 2	17
51 Rienk Mast	F 36:23	8-15	3-4	0-1	4 8 12	1 2	19	3	3	0	0 3	18
3 Brice Williams	G 31:59	4-12	2-7	0-1	1 8 9	3 1	10	2	0	2	2 12	
10 Jamarques Lawrence	G 24:23	1-6	0-3	0-0	1 3 4	2 1	2	2	4	0	0 1	13
30 Keisei Tominaga	G 26:30	3-11	3-9	0-0	1 2 3	2 2	9	4	0	5	0 1	20
53 Josiah Allick	10:50	1-2	0-0	1-2	0 0 0	0 3	3	0	0	0	0 0	-3
1 Sam Holberg	25:33	1-3	1-2	0-0	0 0 3	1 0	3	2	0	2	0 0	8
0 C.J. Wilcher	08:15	0-4	0-2	0-0	1 2 3	1 1	0	0	1	0	1 0	-6
11 Eli Rice	05:28	1-3	1-2	0-0	0 0 0	1 1	1	0	0	0	0 0	1
Team					3 2 5	0	0	1	0	0	0	
Totals		25-72	11-31	1-4	22 35 57	17 11	62	14	14	7	4 9	16

Technical Fouls: NONE

Kansas St. - 46

Record: 8-3

NO. Name	Min	FG M-A	3P M-A	FT M-A	Rebounds OR DR TOT	Fouls PF FD	TP	AS	TO	ST	Blocks BS BA	+/-
1 David N'Guessan	F 30:14	2-6	0-2	0-2	3 3 6	3 2	4	0	1	3	0 1	-7
24 Arthur Kaluma	F 37:06	2-10	0-5	4-7	1 4 5	1 7	8	0	3	1	0 1	-14
13 Will McNair Jr.	C 21:23	0-5	0-1	0-0	1 5 6	1 0	0	1	1	1	4 0	-21
2 Tyler Perry	G 35:59	3-11	3-10	2-2	0 2 2	3 2	11	6	2	0	1 0	-15
5 Cam Carter	G 36:59	4-17	1-8	3-4	0 2 2	3 12	2	2	0	3	2	-22
4 Dai Dai Ames	16:48	2-5	0-2	0-1	1 0 1	0 1	4	1	3	0	0 0	-2
8 RJ Jones	04:59	0-2	0-2	0-0	0 0 0	0 0	0	1	0	0	0 0	4
23 Macaleab Rich	16:32	3-4	0-0	1-2	4 5 9	1 2	7	0	0	1	1 0	-3
Team					3 6 9	0	0	0	0	0	0	
Totals		16-60	4-30	10-18	13 27 40	11 17	46	11	12	6	9 4	-16

Technical Fouls: NONE

Best Scoring Run	12 (2 nd 5:34)	9 (1 st 3:12)	Paint	28	22	NU	31	31	62
Lead Changes	13		Second Chance	16	12				
Times Tied	2		Fast Breaks	7	3				
Time with Lead	25:59	11:43	Bench	9	11				
						KState	34	12	46

NEBRASKA 83, NORTH DAKOTA 75



Official Basketball Box Score - Final
North Dakota at Nebraska
12/20/23 Pirnick Bank Arena, Lincoln
Nebraska vs. North Dakota

Game Time: 6:31 PM
Game Duration: 1:35
Attendance: 13,397

Officials: Brian McRut, Keith Patterson, Chad Barlow

North Dakota - 75

Record: 8-5

NO. Name	Min	FG M/A	3P M/A	FT M/A	Rebounds OR DR TOT	Fouls PF	TP	AS	TO	ST	Blocks BS BA	+/-
10 Tsotne Tsartsidze	F 25:56	1-4	1-4	0-0	4 2 6	2 1	3	1	2	0	1 0	-9
15 Brady Danielson	F 16:46	2-6	0-3	2-2	0 0 0	0 2	1	6	0	1	0 0	1
20 B.J. Omet	F 32:21	7-16	2-5	5-9	3 5 8	2 5	21	1	1	1	1 0	-8
3 Amar Kuluhovich	C 17:14	1-3	0-0	2-2	1 0 1	0 1	4	0	2	0	0 0	-13
52 Treysen Eaglestaff	G 28:56	5-14	3-10	0-0	1 2 3	1 0	13	1	1	2	0 0	-15
4 Tyree Ihernacho	28:09	8-17	5-9	1-2	1 4 5	3 1	22	2	1	2	0 0	2
1 Elijah Brooks	16:50	2-2	0-0	0-0	1 3 4	0 0	4	1	0	0	0 0	1
2 Eli King	20:31	0-5	0-1	2-2	2 2 4	3 2	2	4	2	1	0 0	-5
12 Brian Mathews	10:53	0-0	0-0	0-0	2 1 3	1 0	0	1	0	0	0 0	2
5 Deng Mayar	02:24	0-0	0-0	0-0	0 1 1	0 0	0	0	0	0	0 0	4
Team					4 3 7	0	0	1	0	0	0	
Totals		26-67	11-32	12-17	19 23 42	14 11	75	11	11	6	2 0	-8

2023-24 BOXSCORES

NEBRASKA 91, SOUTH CAROLINA STATE 62



Official Basketball Box Score - Final
South Carolina St. at Nebraska
12/29/24 Pinnacle Bank Arena, Lincoln
2023-24 Men's Basketball

Game Time: 6:31 PM
Game Duration: 2:01
Attendance: 14,987

Officials: Bret Smith, Rob Kuennen, Steve McClunkins

South Carolina St. - 62

Record: 4-11

NO. Name	Min	FG M-A	3P M-A	FT M-A	Rebounds OR DR TOT	Fouls PF FD	TP	AS	TO	ST	Blocks BS BA	+/-
1 Caleb McCarty	F 16:18	0-2	0-0	0-2	2 4 6	4 1	0	0	1	0	1 1	-30
13 Drayton Jones	F 18:46	0-3	0-0	2-4	1 1 2	3 2	2	0	0	1	0 1	-16
00 Omar Croskey	G 18:20	2-9	0-1	2-2	2 1 3	2 3	6	0	0	2	0 2	-21
12 Mitchell Taylor	G 21:21	3-7	0-0	0-0	0 3 3	3 0	6	2	4	0	0 0	-2
24 Shamon Alston	G 15:48	0-4	0-1	2-2	0 2 2	0 3	2	1	3	1	1 0	-6
2 Jordan Simpson	15:42	7-11	1-1	2-2	1 2 3	3 3	17	1	1	2	0 0	10
3 Michael Teal	20:58	4-9	2-6	1-1	1 1 2	0 2	11	0	4	1	0 0	-32
55 Davion Everett	09:48	3-6	0-1	0-0	2 6 8	1 0	6	0	2	0	0 0	-17
42 Dallas James	09:15	1-1	0-0	0-0	0 0 0	1 0	2	0	0	0	1 0	4
1 Aliba Taylor	11:40	0-6	0-1	0-0	0 0 0	1 0	0	1	1	1	0 2	-15
11 Wilson Dubinsky	21:54	0-9	0-7	0-0	0 0 0	1 1	0	2	2	1	0 1	-19
5 Raquan Brown	20:10	3-7	2-5	2-2	2 5 7	3 2	10	2	0	0	0 0	-1
Team					2 2 4	0	0	1				
Totals	29:74	5-23	11-15	13-27	40	21	18	62	9	19	9	3 7 -29

Technical Fouls:Team 2nd 9:10

Nebraska - 91

Record: 11-2

NO. Name	Min	FG M-A	3P M-A	FT M-A	Rebounds OR DR TOT	Fouls PF FD	TP	AS	TO	ST	Blocks BS BA	+/-
4 Juwan Gary	F 15:42	1-3	0-2	3-4	2 1 3	0 2	5	4	0	1	4 0	24
53 Josiah Alick	F 18:35	4-4	0-0	2-2	1 6 7	1 2	10	4	1	2	1 0	30
3 Brice Williams	G 20:08	5-10	1-4	5-5	0 7 7	2 4	16	1	3	0	2 0	27
10 Jamarques Lawrence	G 12:51	2-5	1-2	3-4	0 3 3	3 2	8	1	4	0	0 0	19
30 Keisel Tominaga	G 16:26	2-5	1-3	0-0	1 4 5	1 0	5	1	0	3	0 1	27
1 Sam Holberg	G 16:34	2-6	0-2	1-2	3 4 7	1 3	5	3	2	2	0 1	14
0 C.J. Wilcher	18:31	7-9	2-4	2-2	0 2 2	0 1	18	0	2	3	0 0	24
11 Eli Rice	24:18	2-8	2-6	4-6	0 2 2	4 4	10	1	0	2	0 1	5
21 Matar Diop	20:20	0-1	0-0	0-3	1 3 4	3 2	0	0	1	2	0 0	-4
9 Jarron Coleman	19:30	3-7	2-5	0-0	0 0 0	1 1	8	6	1	0	0 0	4
31 Cale Jacobsen	13:13	1-3	0-2	2-2	0 2 2	0 1	4	1	1	0	0 0	-12
24 Jeff Grace	03:52	0-0	0-0	2-2	1 0 1	0 1	2	0	0	0	0 0	-13
Team					1 6 7	0	0	0				
Totals	29:61	9-30	24-32	10-40	50	18	21	91	22	20	16	7 3 -29

Technical Fouls:NONE

	SCS	NEB
Biggest lead	0 (1 st 20:00)	49 (2 nd 8:39)
Best Scoring Run	10 (2 nd 2:21)	12 (1 st 14:21)
Lead Changes	0	
Times Tied	0	
Time with Lead	00:00	39:40

Points from Turnovers	SCS	NEB
Turnovers	13	19
Paint	26	34
Second Chance	9	8
Fast Breaks	12	23
Bench	46	47
Period by Period Scoring	SCS	NEB
1st	11	51
2nd	51	62
TOT	62	91

Shooting By Period	
1 st FG%	16-29 55.2%
3PT%	6-15 33.3%
FT%	13-20 65%
2 nd FG%	13-32 40.6%
3PT%	4-15 26.7%
FT%	11-12 91.7%
GM FG%	29-61 47.5%
3PT%	9-30 30.0%
FT%	24-32 75.0%
Dead Ball Rebounds: 3, 0	

NEBRASKA 86, INDIANA 70

Official Basketball Box Score - Final
Indiana at Nebraska
01/03/24 Pinnacle Bank Arena, Lincoln
Nebraska vs. Indiana

Game Time: 8:07 PM
Game Duration: 2:03
Attendance: 13,446

Officials: Terry Oglesby, Keith Kithin, Kelly Pfeifer

Indiana - 70

Record: 10-4 (2-1)

NO. Name		Min	FG M-A	3P M-A	FT M-A	Reb OR DR TOT	Fouls PF FD	TP	AS	TO	ST	Blocks BS BA	+/-
5 Malik Reneau	F	29:25	4-9	2-3	4-4	1 5 6	2 5	14	5	4	0	0 0	1
21 Mackenzie Mgbako	F	20:28	2-8	2-4	0-0	0 1 1	3 1	6	3	1	0	0 0	-5
1 Ke'el Ware	C	33:36	9-12	0-1	2-4	4 6 10	3 2	20	2	4	2	2 0	-15
0 Xavier Johnson	G	14:31	0-3	0-0	0-0	1 1 2	3 2	0	3	4	1	0 0	-15
32 Trey Galloway	G	30:40	4-10	2-6	0-0	0 1 1	1 1	10	2	3	1	0 0	-10
2 Gabe Cupps		26:06	2-3	1-2	0-0	0 5 5	2 1	5	3	0	0	0 0	-1
10 Kaleb Banks		10:28	0-0	0-0	1-2	0 2 2	2 1	1	0	1	0	0 0	-7
4 Anthony Walker		16:59	1-2	0-0	6-8	1 0 1	1 5	8	1	2	0	0 0	-18
3 Anthony Leal		11:50	1-1	1-1	0-1	0 3 3	0 2	3	0	0	0	0 0	-7
11 C.J. Gunn		05:57	1-3	1-1	0-0	0 0 0	2 0	3	0	0	1	0 0	1
Team						2 3 5	0	0	0				
Totals			24-51	9-18	13-19	9 27 36	19 20 70	19	5	2	0	0 -16	

Technical Fouls: NONE

Technical Fouls: NONE

Nebraska - 86

Record: 12-2 (2-1)

NO. Name		Min	FG M-A	3P M-A	FT M-A	Rebounds OR DR TOT	Fouls PF FD	TP	AS	TO	ST	Blocks BS BA	+/-
4 Juwan Gary	F	20:32	2-7	0-2	0-0	2 0 2	4 0	4	2	0	1	0	17
51 Rienk Mast	F	29:47	3-10	0-3	3-4	0 3 3	3 2	9	3	2	1	0	17
3 Brice Williams	G	23:32	5-10	3-4	2-3	3 3 6	2 3	15	1	3	4	0	7
10 Jamarques Lawrence	G	30:36	4-8	2-6	2-2	0 3 3	3 3	12	3	1	4	0	19
30 Keisel Tominaga	G	26:46	9-15	4-10	6-7	0 1 1	1 4	28	1	0	0	0	13
53 Josiah Alick		28:43	0-0	0-0	2-5	1 7 8	3 5	2	2	1	2	0	7
1 Sam Holberg		22:53	1-3	0-1	3-3	0 0 0	3 1	5	4	1	1	0	4
0 C.J. Wilcher		13:45	3-6	3-6	2-2	1 1 2	1 1	11	0	0	2	0	2
11 Eli Rice		03:26	0-0	0-0	0-0	0 1 1	0 0	0	0	0	0	0	4
Team						2 1 3		0	0				
Totals		27:59	12-32	20-26		9 20 29	20 19	86	16	8	15	0 2	16
Technical Fouls: None													

Technical Fouls: NONE

	IND	NEB
Biggest lead	5 (1 st 17:27)	22 (2 nd 6:23)
Best Scoring Run	6 (2 nd 4:04)	9 (2 nd 6:59)
Lead Changes	3	
Times Tied	5	
Time with Lead	03:50	33:32

Points from Turnovers	IND	NEB
Turnovers	6	27
Paint	26	24
Second Chance	10	11
Fast Breaks	1	10
Bench	20	18
Period by Period Scoring	IND	NEB
1st	33	37
2nd	37	70
TOT	70	86

Shooting By Period	
1 st FG%	13-27 48.1%
3PT%	4-16 25.0%
FT%	11-15 73.3%
2 nd FG%	14-32 43.8%
3PT%	9-18 50.0%
FT%	8-11 72.7%
GM FG%	27-59 45.8%
3PT%	12-32 37.5%
FT%	20-26 76.9%
Dead Ball Rebounds: 2, 0	

NO. 21 WISCONSIN 88, NEBRASKA 72



Official Basketball Box Score - Final
Nebraska at Wisconsin
01/06/24 Kohl Center, Madison
2023-24 Men's Basketball

Game Time: 1:15 PM
Game Duration: 1:52
Attendance: 15,055

Officials: D.J. Carstensen, Earl Walton, Courtney Green

Nebraska - 72

Record: 12-3 (2-2)

NO. Name		Min	FG M-A	3P M-A	FT M-A	Rebounds OR DR TOT	Fouls PF FD	TP	AS	TO	ST	Blocks BS BA	+/-
4 Juwan Gary	F	17:50	4-5	0-1	0-0	0 0 0	4 0 8	0	0	0	0	1 0	-11
51 Rienk Mast	F	32:06	6-14	2-7	2-4	1 5 6	1 5 16	2	0	1	1	0 0	-17
3 Brice Williams	G	31:48	3-9	1-3	3-3	0 4 4	1 3 10	6	1	0	0	0 0	-10
10 Jamarques Lawrence	G	16:35	1-3	1-2	0-0	0 2 2	3 0 3	0	3	1	0	0 0	-15
30 Keisel Tominaga	G	31:51	7-10	3-6	0-0	0 0 0	1 1 17	2	2	0	0	0 0	-8
1 Sam Holberg		19:52	1-4	1-2	2-2	0 6 6	2 2 5	2	1	0	1	0 0	-4
53 Josiah Alick		22:30	1-3	1-1	1-2	2 3 5	1 2 4	2	2	0	0	0 0	-14
0 C.J. Wilcher		16:33	2-4	2-3	0-0	0 1 1	2 0 6	0	3	1	1	0 0	-11
11 Eli Rice		08:25	1-1	1-1	0-0	0 1 1	1 0 3	1	0	1	0	0 0	0
21 Matar Diop		01:15	0-0	0-0	0-0	0 0 0	0 0 0	0	0	0	0	0 0	5
31 Cale Jacobsen		01:15	0-0	0-0	0-0	0 0 0	0 0 0	0	1	0	0	0 0	5
Team						0 1 1	0	0	0				
Totals		26-53	12-26	8-11	3 23	26	16 13	72	16	12	4 4	0 -16	

Technical Fouls: 0

Technical Fouls:NONE

Wisconsin - 88

Record: 11-3 (3-0)

NO. Name	Min	FG	M-A	3P	M-A	FT	M-A	DR	OR	TOT	PF	FO	TP	AS	TO	ST	BS	BA	+/-
5 Tyler Wahl	F 31:02	6-10	1-1	4-6	4	4	8	2	5	17	4	1	1	0	0	2	0	0	23
22 Steven Crowl	F 30:08	4-5	1-2	0-0	1	6	7	1	1	9	4	1	1	0	0	0	0	0	10
2 AJ Storr	G 19:59	3-8	1-3	3-5	2	3	5	1	3	10	3	2	1	0	0	0	0	0	7
11 Max Klemit	G 25:27	1-2	1-2	0-0	0	3	3	2	2	3	0	1	0	0	0	0	0	0	5
23 Chucky Hepburn	G 32:51	5-8	3-5	0-0	0	2	2	1	0	13	6	1	3	0	1	0	1	0	10
14 Carter Gilmore	06:52	1-1	0-0	0-0	0	0	0	1	0	2	1	0	0	0	0	0	0	0	-4
25 John Blackwell	18:46	5-8	1-2	1-1	0	3	3	0	1	12	0	2	0	0	0	0	0	0	14
3 Connor Essogian	12:27	4-9	0-0	0	1	1	0	2	12	0	0	0	0	0	0	0	0	0	14
4 Kamari McGee	05:54	2-2	1-1	0-0	0	1	1	2	0	5	0	0	0	0	1	0	0	0	11
31 Nolan Winter	08:37	2-5	0-2	1-1	0	0	1	2	2	5	0	0	0	0	0	0	0	0	11
10 Isaac Lindsey	02:06	0-1	0-1	0-0	0	0	0	0	0	0	0	0	0	0	0	0	0	0	-3
15 Markus Ilver	02:06	0-0	0-0	0-0	0	0	0	0	0	0	0	0	0	0	0	0	0	0	-3
12 Luke Haertle	01:15	0-1	0-0	0-0	0	0	0	0	0	0	0	0	0	0	0	0	0	0	-5
15 Isaac Gard	01:15	0-0	0-0	0-0	0	0	0	0	1	0	0	0	0	0	0	0	0	0	-5
21 Chris Hodges	01:15	0-0	0-0	0-0	0	0	0	0	0	0	0	0	0	0	0	0	0	0	-5
Team						0	1	0							0				
Totals	33-60	13-26	9-13	7	25	32	13	16	88	18	8	6	0	4	16				

Technical

IOWA 94, NEBRASKA 76



Official Basketball Box Score - Final
Nebraska at Iowa
01/12/24 Carver-Hawkeye Arena, Iowa City, Iowa
2023-24 Men's Basketball

Game Time: 8:37 PM
Game Duration: 1:46
Attendance: 9,670

Officials: Ronald Groover, Kipp Kissinger, Doug Simons

Nebraska - 76

Record: 13-4 (3-3)

NO. Name		Min	FG M-A	3P M-A	FT M-A	Rebounds OR DR TOT	Fouls PF FO	TP	AS	TO	ST	Blocks BS BA	+/-
4 Juwan Gary	F	13:41	3-8	0-3	3-4	2 3 5	4 2	9	0	0	0	1 0	-13
51 Rienk Mast	F	27:39	6-9	1-2	1-1	1 4 5	1 2	14	2	1	1	0	-29
3 Brice Williams	G	30:20	3-11	0-6	0-0	0 4 4	2 0	6	2	2	1	0	-31
10 Jamarques Lawrence	G	09:31	0-2	0-2	0-0	0 1 1	2 1	0	1	0	0	0	0
30 Keisei Tominaga	G	30:55	6-10	1-5	0-0	0 0 0	2 1	13	1	3	0	0	-10
1 Sam Holberg		25:07	1-5	0-2	0-0	0 6 6	1 0	2	4	2	2	0	-17
53 Josiah Allick		20:44	5-6	0-0	4-6	3 2 5	1 5	14	1	0	1	0	-3
0 C.J. Wilcher		19:01	1-4	1-3	2-2	1 3 4	1 1	5	2	0	0	0	-1
11 Eli Rice		18:46	4-7	1-3	2-2	1 3 4	0 1	11	1	0	0	0	2
21 Matar Diop		02:08	1-1	0-0	0-0	0 0 0	0 0	2	0	0	0	0	3
31 Cale Jacobsen		02:08	0-0	0-0	0-0	0 0 0	0 0	0	0	0	0	0	3
Team						0 0 0		0	0	0			
Totals			30-63	4-26	12-15	8 26 34	14 13	76	14	8	5	1 0	-18

Technical Fouls: NONE

Shooting By Period	
1 st FG%	16-32 50.0%
3PT%	1-10 10.0%
FT%	3-5 60%
2 nd FG%	14-31 45.2%
3PT%	3-16 18.8%
FT%	9-10 90%
GM FG%	30-63 47.6%
3PT%	4-26 15.4%
FT%	12-15 80.0%
Dead Ball Rebounds: 1, 0	

Iowa - 94

Record: 10-6 (2-3)

NO. Name	Min	FG M-A	3P M-A	FT M-A	Rebounds OR DR TOT	Fouls PF FO	TP	AS	TO	ST	Blocks BS BA	+/-	
22 Patrick McCaffery	F 24:49	4-7	1-4	3-4	1 4 5	1 3	12	2	2	1	0	0	19
23 Ben Krikke	F 22:10	5-7	2-2	0-0	2 1 3	4 2	12	2	0	0	0	0	16
32 Owen Freeman	F 32:18	11-13	0-0	0-2	8 2 10	1 2	22	2	0	0	1	0	18
11 Tony Perkins	G 37:17	3-12	2-8	3-3	1 1 2	3 3	11	15	5	2	1	0	24
20 Payton Sandfort	G 35:22	6-15	5-12	2-2	1 9 10	1 2	19	5	1	0	0	0	21
4 Josh Dix	27:01	5-8	5-7	1-2	2 0 2	0 0	1	16	2	0	2	0	7
13 Ladi Dembele	04:26	0-0	0-0	0-0	0 0 0	2 0	0	0	1	0	0	0	-7
5 Dasonte Bowen	02:43	0-1	0-1	0-0	0 0 0	0 0	0	0	0	0	0	0	-6
2 Brock Harding	10:38	1-4	0-1	0-1	0 0 0	0 0	1	2	0	0	0	0	-3
0 Even Brauns	03:16	0-0	0-0	0-0	0 2 2	1 0	0	0	0	0	0	0	1
Team					0 2 2	0	0	0	0	0	0	0	
Totals		35-67	15-35	9-14	9 27 36	13 14	94	30	6	5	0	1	18

Technical Fouls: NONE

Shooting By Period	
1 st FG%	16-35 45.7%
3PT%	7-20 35.0%
FT%	2-3 66.7%
2 nd FG%	19-32 59.4%
3PT%	8-15 53.3%
FT%	7-11 63.6%
GM FG%	35-67 52.2%
3PT%	15-35 42.9%
FT%	9-14 64.3%
Dead Ball Rebounds: 2, 0	

	NEB	IOWA
Biggest lead	1 (2 nd 17:13)	21 (2 nd 2:21)
Best Scoring Run	6 (1 st 13:08)	15 (1 st 14:26)
Lead Changes	4	
Times Tied	3	
Time with Lead	00:22	36:24

Points from	NEB	IOWA	Period by Period Scoring			
Turnovers	7	8		1st	2nd	TOT
Paint	46	32	NEB	36	40	76
Second Chance	10	12				
Fast Breaks	6	16	IOWA	41	53	94
Bench	34	18				

RUTGERS 87, NEBRASKA 82 (OT)



Official Basketball Box Score - Final
Nebraska at Rutgers
01/17/24 Jersey Mike's Arena, Piscataway
2023-24 Men's Basketball

Game Time: 7:00 PM
Game Duration: 3:38
Attendance: 8,000

Officials: Eric Curry, Rob Riley, Kelly Plesher

Nebraska - 82

Record: 13-5 (3-4)

NO. Name												
Min	FG	3P	FT	Rebounds	Fouls	TP	AS	TO	ST	Blocks	BS	+
	M-A	M-A	M-A	OR DR TOT	PF FO							
4 Juwan Gary	F 22:32	4-8	1-3	0-0	3 3 6	0 0	9	0	0	1	1	1
51 Rienk Mast	F 36:15	2-12	0-3	0-1	3 5 8	5 2	4	2	2	2	1	2
3 Brice Williams	G 39:12	6-13	4-8	6-8	0 6 6	4 4	22	2	3	0	1	0
10 Jamarques Lawrence	G 34:03	2-8	0-5	3-3	0 6 6	3 2	7	5	2	0	0	0
30 Keisei Tominaga	G 32:45	5-14	4-8	2-2	0 1 1	2 2	16	0	0	2	0	1
0 C.J. Wilcher	18:28	3-6	2-5	4-4	0 2 2	3 2	12	2	3	0	1	0
1 Sam Holberg	18:58	2-2	2-2	0-0	0 1 1	2 1	6	1	2	0	0	0
53 Josiah Allick	20:05	1-3	0-1	3-4	1 4 5	5 3	5	0	1	0	3	0
11 Eli Rice	02:13	0-0	0-0	1-2	0 1 1	1 0	1	0	1	0	0	0
21 Matar Diop	00:27	0-0	0-0	0-0	0 0 0	0 0	0	0	1	0	0	0
31 Cale Jacobsen	00:02	0-0	0-0	0-0	0 0 0	0 0	0	0	0	0	0	0
Team					4 2 6							
Totals		25-66	13-35	19-24	11 31 42	24 17	82	13	13	8	6	5

Technical Fouls: NONE

Rutgers - 87

Record: 10-7 (2-4)

NO. Name	Min	FG M-A	3P M-A	FT M-A	Rebounds OR DR TOT	Fouls PF FO	TP	AS	TO	ST	Blocks BS BA	+-
3 Mawot Mag	F 38:48	7-14	1-5	1-2	2 3 5	2 1	16	1	2	2	1	12
5 Aundre Hyatt	F 30:12	5-15	4-11	3-4	2 2 4	3 3	17	2	1	1	0	5
11 Clifford Omoruyi	C 31:18	6-11	0-0	2-7	6 9 15	3 7	14	0	3	0	4	-5
0 Derek Simpson	G 35:22	3-13	2-6	6-7	3 5 8	1 6	14	8	1	1	0	17
24 Austin Williams	G 35:09	5-11	1-2	0-6	3 3 6	3 4	11	2	2	1	0	15
9 Oskar Palmquist	04:19	0-1	0-1	0-0	0 0 0	1 0	0	0	0	0	0	-9
1 Jamichael Davis	09:20	0-1	0-0	0-0	2 2 2	1 0	0	0	0	0	0	-10
2 Noah Fernandes	19:28	2-6	1-2	2-2	1 1 2	1 1	7	2	0	1	1	-8
13 Antwone Woolfolk	13:42	0-1	0-0	2-2	3 1 4	2 1	2	1	2	0	0	10
10 Gavin Griffiths	07:22	2-5	2-2	0-0	0 0 0	0 1	6	0	1	0	0	-2
Team					5 5 10	0	0	1	0	0	0	
Totals		30-78	11-29	16-30	25 31 56	18 24	87	16	13	6	5	5

Technical Fouls: Coach 2nd 15:39

	NEB	RUT
Biggest lead	12 (1 st 8:51)	5 (1 st OT 2:19)
Best Scoring Run	10 (1 st 12:42)	9 (1 st 2:49)
Lead Changes	14	
Times Tied	7	
Time with Lead	30:40	10:39

Points from	NEB	RUT
Turnovers	16	17
Paint	24	34
Second Chance	11	20
Fast Breaks	8	7
Bench	24	15

	Period by Period Scoring			
	1st	2nd	OT1	TOT
NEB	36	33	13	82
RUT	36	33	18	87

NEBRASKA 75, NORTHWESTERN 69



Official Basketball Box Score - Final
Northwestern at Nebraska
01/20/24 Pinnacle Bank Arena, Lincoln
2023-24 Men's Basketball

Game Time: 1:16 PM
Game Duration: 2:00
Attendance: 14,977

Officials: Earl Watson, John Floyd, Andy O'Brien

Northwestern - 69

Record: 13-5 (4-3)

NO. Name		Min	FG M-A	3P M-A	FT M-A	Rebounds OR DR TOT	Fouls PF FO	TP	AS	TO	ST	Blocks BS BA	+/-	
33 Luke Hunger	F	12:46	0-1	0-0	0-0	2 0 2	1 3	0	0	1	1	0	0	-8
0 Boo Buie	G	37:26	2-15	1-6	4-5	0 0 0	2 4	9	7	2	2	0	0	1
3 Ty Berry	G	28:23	2-10	2-8	0-0	1 2 3	1 0	6	1	1	0	0	0	-13
5 Ryan Langborg	G	37:53	5-14	4-10	1-2	3 2 5	3 1	15	2	1	4	1	1	-5
13 Brooks Barnhizer	G	37:01	9-15	2-5	4-4	1 6 7	4 4	24	4	1	4	2	1	-4
34 Matthew Nicholson		27:14	4-4	0-0	1-4	2 5 3	3 3	9	2	0	1	2	0	2
2 Nick Martinelli		17:29	2-4	1-2	1-2	2 2 4	0 1	6	1	1	1	0	1	-1
11 Jordan Clayton		01:48	0-0	0-0	0-0	0 0 0	0 0	0	0	0	0	0	0	-2
Team						0 0 0	0	0	0	0	0	0	0	
Totals			24-63	10-31	11-17	11 15 26	14 16	69	17	7	13	5	3	-6

Technical Fouls: NONE

Shooting By Period	
1 st FG%	12-29 41.4%
3PT%	7-15 46.7%
FT%	4-9 44.4%
2 nd FG%	12-34 35.3%
3PT%	3-16 18.8%
FT%	7-8 87.5%
GM FG%	24-63 38.1%
3PT%	10-31 32.3%
FT%	11-17 64.7%
Dead Ball Rebounds: 2, 0	

Nebraska - 75

Record: 14-5 (4-4)

NO. Name	Min	FG M-A	3P M-A	FT M-A	Rebounds OR DR TOT	Fouls PF FO	TP	AS	TO	ST	Blocks BS BA	+/-	
51 Rienk Mast	F 32:04	4-11	0-1	0-0	2 6 8	1 0	8	6	5	0	1	2	3
53 Josiah Allick	F 24:31	4-5	0-0	7-8	2 3 5	2 6	15	2	1	0	0	0	-6
3 Brice Williams	G 31:24	4-6	1-2	3-5	0 4 4	3 3	12	2	3	0	0	0	8
10 Jamarques Lawrence	G 28:10	4-5	2-2	0-0	0 5 5	3 1	10	3	4	2	0	0	8
30 Keisei Tominaga	G 27:21	5-11	2-4	2-2	1 5 6	1 1	14	0	1	1	0	1	3
0 C.J. Wilcher	26:13	4-8	2-4	0-0	0 1 1	3 0	10	1	3	2	0	2	7
1 Sam Holberg	21:52	1-1	0-0	0-1	1 5 6	1 1	2	3	0	0	0	0	0
11 Eli Rice	08:26	0-0	0-0	4-4	0 1 1	2 2	4	1	0	0	0	2	6
Team					2 2 4	0	0	0	0	0	0	0	
Totals		26-47	7-13	16-20	8 32 40	16 14	75	18	18	5	3	5	6

Technical Fouls: NONE

Shooting By Period	
1 st FG%	16-23 69.6%
3PT%	3-7 42.9%
FT%	4-5 80%
2 nd FG%	10-24 41.7%
3PT%	4-6 66.7%
FT%	12-15 80%
GM FG%	26-47 55.3%
3PT%	7-13 53.8%
FT%	16-20 80.0%
Dead Ball Rebounds: 2, 0	

	NWU	NEB
Biggest lead	5 (1 st 15:19)	11 (2 nd 17:37)
Best Scoring Run	11(2 nd 3:57)	9(1 st 11:02)
Lead Changes	4	
Times Tied	4	
Time with Lead	03:11	33:21

2023-24 BOXSCORES

MARYLAND 73, NEBRASKA 51



Official Basketball Box Score - Final
Nebraska at Maryland
01/27/24 KFINITY Center, College Park
2023-24 Men's Basketball

Game Time: 12:00 PM
Game Duration: 1:55
Attendance: 15,481

Officials: Kelly Pfeifer, Rob Kuennenan, Delore Carr

Nebraska - 51

Record: 15-6 (5-5)

NO. Name	Min	FG M-A	3P M-A	FT M-A	Rebounds OR DR TOT	Fouls PF FO	TP	AS	TO	ST	Blocks BS BA	+/-
51 Rlenk Mast	F 31:39	2-5	1-2	0-0	1 5 6	3 0 5	3	3	3	1	1 1	9
53 Josiah Allick	F 25:14	0-2	0-0	3-6	1 3 4	3 3 3	3	2	1	0	1 1	-16
3 Brice Williams	G 28:03	2-7	2-3	3-4	0 3 3	3 3 3	9	1	2	2	1 2	-11
10 Jamarques Lawrence	G 25:32	3-5	2-3	0-0	0 2 2	1 1 8	2	4	0	0	0 0	-6
30 Keisei Tominaga	G 21:36	3-10	1-5	0-0	0 1 1	0 0 7	0	2	1	0	0 0	-17
0 C.J. Wilcher	23:18	5-7	4-6	0-0	0 0 0	0 4 14	1	2	0	0	0 0	-23
1 Sam Holberg	19:17	0-1	0-1	0-0	0 2 2	2 1 0	1	0	1	2	1 0	-22
11 Eli Rice	17:55	2-5	0-1	1-2	0 4 4	1 1 5	0	1	0	0	1 0	-17
9 Jarron Coleman	02:01	0-0	0-0	0-0	0 0 0	0 0 0	0	0	0	0	0 0	3
21 Matar Diop	02:01	0-1	0-0	0-0	0 1 1	1 0 0	0	0	0	0	0 0	3
31 Cale Jacobsen	02:01	0-0	0-0	0-0	0 0 0	0 0 0	0	0	0	0	0 0	3
24 Jeff Grace	01:23	0-0	0-0	0-0	0 0 0	0 0 0	0	0	0	0	0 0	1
Team					1 1 2	0 0 0	0	0	1	0	0 0	
Totals		17-43	10-21	7-12	3 22	25 14 13	51	10	18	5	3 5	-22

Technical Fouls:NONE

Maryland - 73

Record: 12-9 (5-5)

NO. Name	Min	FG M-A	3P M-A	FT M-A	Rebounds OR DR TOT	Fouls PF FO	TP	AS	TO	ST	Blocks BS BA	+/-			
10 Julian Reese	F 32:25	5-11	0-0	5-8	3 13 16	1 4 15	1	1	3	1	1	21			
22 Jordan Geronimo	F 33:31	1-7	1-3	0-0	5 3 8	3 2 13	0	0	3	2	1	15			
24 Donta Scott	F 30:35	3-11	0-5	3-3	2 2 4	2 5 9	5	1	1	1	0	28			
1 Jahmir Young	G 33:26	5-15	2-7	0-0	5 4 9	0 0 12	6	2	2	0	1	17			
5 DeShawn Harris-Smith	G 26:05	4-6	1-2	0-0	0 1 1	2 0 9	2	2	0	0	0	17			
2 Jahari Long	18:28	4-5	3-4	0-0	0 1 1	3 1 1	11	1	2	1	0	13			
12 Jamie Kaiser, Jr.	17:50	4-7	4-5	2-2	0 1 1	1 0 1	14	1	0	1	0	11			
0 Jahiathian Lamothe	02:01	0-0	0-0	0-0	0 0 0	0 0 0	0	0	0	0	0	-3			
11 Noah Batchelor	02:01	0-0	0-0	0-0	0 0 0	0 0 0	0	0	0	0	0	-3			
35 Caedon Swanton-Rodger	02:01	0-0	0-0	0-1	0 0 0	1 1 0	0	0	0	0	0	-3			
14 Mady Traore	01:37	0-1	0-0	0-0	0 0 0	1 0 0	0	0	0	0	0	-3			
Team					2 1 3	0 0 0	0	0	0	0	0				
Totals	26:64	11-26	10-14	17	26	43	13	14	73	16	8	11	5	3	-22

Technical Fouls:NONE

Points from Turnovers	NEB	UMD
8	25	
Paint	12	30
Second Chance	5	18
Fast Breaks	5	6
Bench	19	25
Period by Period Scoring		
1st	27	24
2nd	24	51
3rd	44	29
4th	73	73

Shooting By Period	1st	2nd	3rd	4th
FG%	16.36	44.4%	7.17	41.2%
3PT%	5.5	100%	0	0
FT%	10.28	35.7%	4.9	44.4%
GM FG%	26.64	40.6%	11.26	42.3%
FT%	10.14	71.4%		

Dead Ball Rebounds: 2, 0

NEBRASKA 80, NO. 6 WISCONSIN 72 (OT)



Official Basketball Box Score - Final
Wisconsin at Nebraska
02/01/24 Foretels Bank Arena, Lincoln
Nebraska vs. Wisconsin

Game Time: 7:31 PM
Game Duration: 2:07
Attendance: 15,318

Officials: Jeffrey Anderson, Doug Simons, Courtney Green

Wisconsin - 72

Record: 16-5 (8-2)

NO. Name	Min	FG		3P		FT		Rebounds		Fouls		TP	AS	TO	ST	Blocks		+/-
		M	A	M	A	M	A	OR	DR	OT	PF					FO	BS	
Shooting By Period																		
5 Tyler Wahl	F 32:40	2-5	0-0	3-5	1	7	8	4	3	7	3	1	3	1	0	2	1	5
22 Steven Crowl	F 36:31	0-2	0-2	1-2	3	10	13	4	2	1	0	2	1	0	0	0	-3	
2 AJ Storr	G 34:33	11-22	5-11	1-2	1	2	3	3	2	28	0	5	0	0	2	-8		
11 Max Klesmit	G 37:23	5-11	3-7	0-0	4	4	4	2	1	13	1	4	0	0	0	-7		
23 Chucky Hepburn	G 40:44	6-12	0-5	1-1	1	2	3	2	4	13	3	2	4	0	0	-9		
14 Carter Gilmore	11:31	0-3	0-1	2-2	2	1	3	0	1	2	0	0	0	1	0	-9		
25 John Blackwell	18:20	1-2	1-1	0-0	0	3	3	1	0	3	1	2	0	0	0	-4		
3 Nolan Winter	09:18	1-6	0-3	0-0	1	1	2	2	0	2	0	0	0	0	0	-6		
31 Connor Essegian	04:00	1-1	1-1	0-0	0	0	0	0	0	0	0	0	0	0	0	4		
Team					2	1	3	0	0	0	0	0	0	0	0	4		
Totals	27:64	10-31	8-12	11	31	42	18	13	72	8	16	8	2	2	-8			

Technical Fouls:NONE

Nebraska - 80

Record: 16-6 (5-5)

NO. Name	Min	Shooting By Period										+/-			
		FG	3P	FT	Rebounds	Fouls	TP	AS	TO	ST	Blocks				
		M	A	M	A	OR	DR	OT	PF	FT	M	A	B	S	
51 Rlenk Mast	F 38:32	8-18	2-8	2-2	1 7 8	2	2	20	3	1	0	0	0	2	1st FG 10-26 38.5%
53 Josiah Allick	F 27:47	0-1	0-0	3-4	2 2 4	1	2	3	0	2	1	0	0	2	3PT% 3-11 27.3%
3 Brice Williams	G 38:39	4-9	2-3	7-8	2 7 9	4	4	17	2	5	2	1	1	20	5th FG 50%
10 Jamarques Lawrence	G 18:23	2-5	0-2	0-1	0 1 1	0	2	4	4	1	2	0	0	0	3PT% 12-44 27.3%
30 Keisei Tominaga	G 19:01	1-7	0-4	0-0	0 3 3	0	0	2	0	1	0	0	0	-17	3PT% 6-15 40.0%
0 C.J. Wilcher	27:29	7-10	5-7	3-3	0 1 1	2	1	22	3	0	1	0	0	16	FT% 10-13 76.9%
1 Sam Holberg	22:04	1-2	0-0	1-2	1 3 4	3	1	3	2	0	3	0	1	14	OTFG% 4-5 80.0%
4 Juwan Gary	33:05	3-6	0-3	3-6	1 3 4	1	6	9	1	2	0	1	0	21	3PT% 0-1 0.0%
Team					0 1 1	0	0	0	0	1	0	1	0	0	5-5 100%
					0 1 1	0	0	0	0	0	0	0	0	0	GM FG 26-58 44.8%
Totals	26:58	9-27	19-26	7	28	35	13	18	80	15	12	9	2	2	3PT% 9-27 33.3%

Technical Fouls:NONE

Biggest lead	WIS	NEB
19 (1st 9:51)	8 (1st OT 0:49)	
Best Scoring Run	9 (1st 9:51)	12 (2nd 0:48)
Lead Changes	3	5
Times Tied	3	6
Time with Lead	35:26	04:29
Points from Turnovers	18	18
Paint	18	24
Second Chance	7	6
Fast Breaks	5	5
Bench	10	34
Period by Period Scoring		
1st	WIS	43
2nd	24	5
3rd	27	40
4th	13	80

NO. 14 ILLINOIS 87, NEBRASKA 84 (OT)



Official Basketball Box Score - Final
Nebraska at Illinois
02/04/24 State Farm Center, Champaign
2023-24 Men's Basketball

Game Time: 5:30 PM
Game Duration: 2:12
Attendance: 15,544

Officials: Paul Szlez, Owen Shortt, Don Dalley

Nebraska - 84

Record: 16-7 (6-6)

NO. Name	Min	FG M-A	3P M-A	FT M-A	Rebounds OR DR TOT	Fouls PF FO	TP	AS	TO	ST	Blocks BS BA	+/-
51 Rlenk Mast	F 36:57	8-21	4-9	2-2	1 5 6	1 1 22	2	2	1	1	1 1	4
53 Josiah Allick	F 32:34	2-5	1-1	0-0	1 3 4	4 0 5	1	0	3	0	0 0	-14
3 Brice Williams	G 33:44	3-12	1-5	0-0	0 3 3	5 1 7	1	1	0	1	1 -3	3
10 Jamarques Lawrence	G 15:26	1-3	0-1	0-0	0 1 1	2 1 2	1	1	0	0	0 0	-14
30 Keisei Tominaga	G 32:41	9-14	5-7	8-8	0 3 3	1 4 31	3	2	0	0	3 4	4
4 Juwan Gary	34:56	4-5	0-0	4-4	1 10 11	4 3 12	2	1	2	0	0 0	11
0 C.J. Wilcher	19:32	1-6	0-3	0-0	0 2 2	1 1 2	1	1	0	0	0 0	-5
1 Sam Holberg	18:57	1-2	1-2	0-0	1 1 2	2 0 3	1	0	0	0	0 0	3
31 Cale Jacobsen	00:09	0-0	0-0	0-0	0 0 0	1 0 0	0	0	0	0	0 0	1
24 Jeff Grace	00:04	0-0	0-0	0-0	0 0 0	0 0 0	0	0	0	0	0 0	-2
Team					1 0 1	0 0 1	0	0	1	0	0 0	
Totals		29-68	12-28	14-14	5 28	33 21	84	12	9	6	2 5	3 -3

Technical Fouls:NONE

Illinois - 87

Record: 17-5 (8-3)

NO. Name	Min	FG M-A	3P M-A	FT M-A	Rebounds OR DR TOT	Fouls PF FO	TP	AS	TO	ST	Blocks BS BA	+/-			
3 Marcus Domask	F 43:24	7-15	1-4	4-5	2 1 3	1 4 19	5	2	0	1	0				
13 Quincy Guerrier	F 26:07	3-5	1-2	5-8	0 7 7	3 4 12	0	2	0	1	1	2			
33 Coleman Hawkins	F 35:56	7-13	4-7	2-2	2 5 7	1 4 20	5	3	2	2	0	0			
0 Terrence Shannon Jr.	G 39:04	6-16	3-10	3-6	0 2 2	4 3 18	2	1	2	0	1	1			
20 Ty Rodgers	G 33:01	3-5	0-0	2-4	5 9 14	1 3 8	3	2	3	2	0	-5			
4 Justin Hamon	17:28	0-5	0-4	4-4	1 1 2	1 2 4	3	2	0	0	0	6			
10 Luke Good	18:53	0-6	0-6	0-0	3 5 8	0 0 0	0	0	1	0	0	1			
42 Dain Dainja	09:04	3-4	0-0	1-1	2 1 3	0 1 6	0	1	0	1	0	-1			
2 Dra Gibbs-Lawhorn	02:03	0-1	0-1	0-0	0 0 0	0 0 0	0	0	0	0	0	-1			
Team					2 2 4	0 0 1	0	0	1	0	0				
Totals	29:70	9-34	20-30	17	33	50	12	21	87	18	14	7	5	2	3

Technical Fouls:Coach 1st 14:48

Points from Turnovers	NEB	ILL
18	11	
Paint	26	40
Second Chance	4	12
Fast Breaks	9	8
Bench	17	10
Period by Period Scoring		
1st	36	37
2nd	11	84
3rd	34	39
4th	14	87

Shooting By Period	1st	2nd	3rd	4th
FG%	11.28	39.3%	3.13	23.1%
3PT%	9.12	75%	15.36	41.7%
FT%	5.17	29.4%	4.7	57.1%
GM FG%	29.68	42.6%	14	25.0%
FT%	7.11	63.6%	29.70	41.4%
FT%	9.34	26.5%	20.30	66.7%

Dead Ball Rebounds: 5, 0

NORTHWESTERN 80, NEBRASKA 68



Official Basketball Box Score - Final
Nebraska at Northwestern
02/07/24 Weis-Ryan Arena, Evanston
2023-24 Men's Basketball

Game Time: 8:00 PM
Game Duration: 2:08
Attendance: 5,681

Officials: Brian Dorsey, Tim Comer, Eric Curry

Nebraska - 68

Record: 16-8 (6-7)

NO. Name	Min	FG M-A	3P M-A	FT M-A	Rebounds OR DR TOT	Fouls PF FO	TP	AS	TO	ST	Blocks BS BA	+/-
4 Juwan Gary	F 28:49	6-11	1-2	2-3	2 1 3	5 4 15	0	2	0	1	0 0	-7
51 Rlenk Mast	F 31:00	2-8	2-5	2-2	0 6 6	4 1 8	2	3	1	2	0 0	7

NEBRASKA 79, MICHIGAN 59



Official Basketball Box Score - Final
Michigan at Nebraska
02/10/24 Private Bank Arena, Lincoln
Nebraska vs. Michigan

Game Time: 5:31 PM
Game Duration: 1:52
Attendance: 15,828

Officials: Kelly Pfeifer, Bill B, John Floyd

Michigan - 59

Record: 8-16 (3-10)

NO. Name	Min	FG	3P	FT	Rebounds	Fouls	TP	AS	TO	ST	Blocks	BS	BA	+/
5 Terrance Williams II	F 29:58	3-8	1-3	2-4	5 0 5	1 3	9	3	1	0	0	0	0	-17
13 Olivier Nkamhoua	F 32:03	1-10	0-3	1-2	4 6 10	3 2	3	2	3	3	2	1	-3	
32 Tarris Reed Jr.	F 29:36	3-9	0-0	3-3	4 5 9	2 4	9	1	2	1	1	1	-20	
3 Jaslin Llewellyn	G 33:40	3-12	2-7	0-0	1 2 3	2 2	8	2	2	0	0	0	-9	
4 Nimani Burnett	G 33:35	7-10	3-6	1-2	0 5 5	1 3	18	3	2	0	0	0	-11	
42 Will Tschetter	13:22	3-5	2-2	0-0	1 0 1	2 1	8	0	1	0	0	0	-14	
40 George Washington III	04:29	0-2	0-2	0-0	0 0 0	2 0	0	0	1	0	0	0	-8	
2 Tray Jackson	16:41	0-5	0-1	2-2	1 1 2	1 2	2	1	0	2	1	0	-14	
24 Youssef Khayat	01:39	0-1	0-0	0-0	0 0 0	0 0	0	0	1	0	0	0	-1	
31 Harrison Hochberg	01:39	0-0	0-0	0-0	0 0 0	0 0	0	0	0	0	0	0	-1	
34 Jackson Selvala	01:39	0-0	0-0	2-2	1 0 1	0 1	2	0	0	0	0	0	-1	
45 Cooper Smith	01:39	0-0	0-0	0-0	0 0 0	0 0	0	0	0	0	0	0	-1	
Team					1 2 3		0	2						
Totals		20-62	8-24	11-15	18 21 39	14 18	59	12	14	7	4	3	-20	

Technical Fouls: NONE

Shooting By Period
1st FG% 9-28 32.1%
3PT% 4-11 36.4%
FT% 3-6 50%
2nd FG% 11-34 32.4%
3PT% 4-13 30.8%
FT% 6-9 66.7%
GM FG% 20-62 32.3%
3PT% 8-24 33.3%
FT% 11-15 73.3%
Dead Ball Rebounds: 1,0



Official Basketball Box Score - Final
Penn St. at Nebraska
02/17/24 Private Bank Arena, Lincoln
Nebraska vs. Penn State

Game Time: 11:01 AM
Game Duration: 1:49
Attendance: 15,751

Officials: Paul Zep, Kipp Kissing, Rob Kueneman

Penn St. - 49

Record: 12-14 (6-9)

NO. Name		Min	FG	3P	FT	Rebounds	Fouls	TP	AS	TO	ST	Blocks	BS	BA	+/
22 Qudus Wahab	F	25:12	1-3	0-0	1-1	4 1 5	1 3	3	1	1	0	2	0	-8	
24 Zach Hicks	F	35:04	5-14	1-7	2-3	1 5 6	3 1	13	1	0	0	1	0	-14	
1 Ace Baldwin Jr.	G	37:05	4-11	2-5	0-0	1 2 3	2 3	10	2	3	5	0	0	-17	
2 D'Marco Dunn	G	25:55	3-11	1-5	2-3	0 3 3	2 3	9	1	1	1	0	0	-14	
3 Nick Kern	G	33:21	3-6	0-1	1-4	0 5 5	1 2	7	1	2	1	0	0	-15	
12 Favour Aire		08:46	0-1	0-0	0-2	1 2 3	1 1	0	0	4	2	3	0	-5	
5 Jameel Brown		21:09	2-7	1-5	2-3	0 2 2	1 1	7	0	2	1	0	0	-9	
4 Puff Johnson		08:54	0-1	0-0	0-0	0 2 2	2 1	0	0	0	0	0	0	-10	
11 Leo O'Boyle		04:34	0-0	0-0	0-0	0 0 0	0 0	0	0	1	0	0	0	-3	
Team						1 1 2		0	0						
Totals			18-54	5-23	8-16	8 23 31	13 15	49	6	14	10	7	0	-19	

Technical Fouls: Baldwin Jr. 2nd 2:55

Shooting By Period
1st FG% 8-26 30.8%
3PT% 2-12 16.7%
FT% 4-7 57.1%
2nd FG% 10-28 35.7%
3PT% 3-11 27.3%
FT% 4-9 44.4%
GM FG% 18-54 33.3%
3PT% 5-23 21.7%
FT% 8-16 50.0%
Dead Ball Rebounds: 5, 0

Nebraska - 79

Record: 17-8 (7-7)

NO. Name	Min	FG	3P	FT	Rebounds	Fouls	TP	AS	TO	ST	Blocks	BS	BA
4 Juwan Gary	F 26:20	2-5	1-2	0-2	3 4 7	3 1	5	2	1	2	1	0	14
51 Rienk Mast	F 34:24	4-10	1-3	2-2	2 4 6	2 1	11	8	3	0	1	1	14
53 Josiah Alick	F 22:09	7-10	0-0	2-4	4 4 8	2 4	16	1	1	1	1	1	8
3 Brice Williams	G 25:51	5-9	1-1	2-4	1 3 4	3 4	13	0	1	0	0	1	29
30 Keisel Tomnaga	G 28:10	8-14	3-6	0-0	0 1 1	2 0	19	2	0	2	0	1	16
10 Jamarques Lawrence	23:05	2-9	1-5	0-0	1 5 6	0 1	5	1	1	1	0	0	-1
0 C.J. Wilcher	16:48	1-4	1-4	0-0	0 2 2	3 0	3	0	0	0	0	0	9
1 Sam Holberg	17:15	0-2	0-1	4-4	1 3 4	2 3	4	3	1	1	0	0	7
21 Metar Diop	01:39	1-1	1-1	0-0	0 0 0	0 0	0	0	1	0	0	0	1
31 Cale Jacobsen	01:39	0-0	0-0	0-0	0 0 0	0 0	0	0	0	0	0	0	1
24 Jeff Grace	01:20	0-0	0-0	0-0	0 0 0	0 0	0	0	0	0	0	0	1
35 Henry Burt	01:20	0-0	0-0	0-0	0 0 1	1 0	0	0	0	0	0	0	1
Team					4 0 4		0	0					
Totals		30-64	9-23	10-16	16 27 43	18 14	79	18	9	7	3	4	20

Technical Fouls: NONE

Shooting By Period
1st FG% 17-35 48.6%
3PT% 6-14 42.9%
FT% 5-7 71.4%
2nd FG% 13-29 44.8%
3PT% 3-9 33.3%
FT% 3-9 55.6%
GM FG% 30-64 46.9%
3PT% 9-23 39.1%
FT% 10-16 62.5%
Dead Ball Rebounds: 3, 0

MIC	NEB
Biggest lead	2 (1 st 19:25) 30 (1 st 5:21)
Best Scoring Run	9 (2 nd 5:23) 13 (1 st 11:20)
Lead Changes	1
Times Tied	2
Time with Lead	00:39 37:16

Points from	MIC	NEB
Turnovers	5	12
Paint	18	38
Second Chance	13	14
Fast Breaks	13	6
Bench	12	15

Period by Period Scoring			
	1st	2nd	TOT
MIC	25	34	59
NEB	45	34	79

NEBRASKA 73, MINNESOTA 55



Official Basketball Box Score - Final
Nebraska at Indiana
02/21/24 Simon Skjod Assembly Hall, Bloomington, Indiana
2023-24 Men's Basketball

Game Time: 8:30 PM
Game Duration: 2:01
Attendance: 12,222

Officials: D.J. Carstensen, Kelly Pfeifer, Eric Curry

Nebraska - 85

Record: 19-8 (9-7)

NO.	Name	Min	FG	3P	FT	Rebounds off OR	Fouls off OR	TP	AS	TO	ST	Blocks	BS	BA
4	Juwan Gary	F 34:01	6-12	2-4	1-5	3 3 6	3 5	15	1	0	1	0	1	17
51	Rienk Mast	F 22:33	1-5	0-2	0-0	1 3 4	2 0	2	3	2	0	0	0	-1
53	Josiah Alick	F 28:04	3-7	1-3	0-1	2 4 6	4 3	7	4	0	0	0	0	14
3	Brice Williams	G 32:35	6-10	2-6	4-4	1 5 6	2 3	18	2	1	1	0	0	9
30	Keisel Tomnaga	G 30:03	8-15	4-9	0-0	0 3 3	1 3	20	3	1	1	0	0	10
0	C.J. Wilcher	11:09	1-6	0-4	0-0	0 1 1	2 2	0	2	0	0	0	0	-4
1	Sam Holberg	18:06	0-0	0-0	2-2	0 2 2	2 1	2	1	0	1	0	0	1
10	Jamarques Lawrence	23:29	6-8	5-5	2-2	0 6 6	2 2	19	5	1	1	0	1	13
Team						0 0 0		0	1					
Totals			31-63	14-33	9-14	7 27 34	18 17 85	19	8	5	1	3	15	

Technical Fouls: NONE

Shooting By Period
1st FG% 20-35 57.1%
3PT% 9-19 47.4%
FT% 2-3 66.7%
2nd FG% 11-28 39.3%
3PT% 5-14 35.7%
FT% 7-11 63.6%
GM FG% 31-63 49.2%
3PT% 14-33 42.4%
FT% 9-14 64.3%
Dead Ball Rebounds: 3, 0

Indiana - 70

Record: 14-12 (6-9)

NO.	Name	Min	FG	3P	FT	Rebounds	Fouls	TP	AS	TO	ST	Blocks	BS	BA									
						OR	DR	OT															
5	Malik Reneau	F 28:49	6-7	0-1	3-4	2	5	7	4	2	15	6	1	0	0								
21	Mackenzie Mgbako	F 38:25	7-17	2-8	6-7	1	6	7	2	6	22	1	1	0	0								
1	Ke'el Ware	C 37:53	6-11	0-0	5-13	4	8	12	2	7	17	1	0	0	0								
2	Gabe Cupps	G 22:15	0-6	0-2	0-0	0	4	4	1	0	0	0	0	0	0								
32	Trey Galloway	G 38:43	4-7	0-2	0-0	0	3	3	2	2	8	3	6	1	0								
3	Anthony Leal	12:24	1-3	0-1	0-0	1	0	1	4	1	2	0	0	0	0								
11	CJ Gunn	21:31	2-10	2-7	0-0	1	0	1	2	0	6	2	1	0	0								
Team						2		0	2	0					1								
Totals						26	61	4	21	14	24	11	26	37	17	18	70	13	10	3	3	1	-15

Technical Fouls: NONE

Shooting By Period
1st FG% 12-32 37.5%
3PT% 1-11 9.1%
FT% 6-9 66.7%
2nd FG% 14-29 48.3%
3PT% 8-15 53.3%
FT% 3-10 30.0%
GM FG% 26-61 42.6%
3PT% 4-21 19.0%
FT% 14-24 58.3%
Dead Ball Rebounds: 7, 1

NEB	IND
Biggest lead	22 (2 nd 19:51) 0 (1 st 20:00)
Best Scoring Run	11 (2 nd 19:51) 13 (2 nd 11:59)
Lead Changes	0
Times Tied	0
Time with Lead	39:11 00:00

Points from	NEB	IND
Turnovers	15	6
Paint	20	38
Second Chance	2	16
Fast Breaks	12	4
Bench	23	8

Period by Period Scoring			
	1st	2nd	TOT
NEB	51	34	85
IND	31	39	70



Official Basketball Box Score - Final
Minnesota at Nebraska
02/25/24 Private Bank Arena, Lincoln
Nebraska vs. Minnesota

Game Time: 5:31 PM
Game Duration: 1:56
Attendance: 15,800

Officials: Earl Walton, Kipp Kissing, Michael Greenstein

Minnesota - 55

Record: 17-10 (8-8)

NO. Name	Min	FG	3P	FT	Rebounds	Fouls	TP	AS	TO	ST	Blocks	BS	BA	+/
3 Dawson Garcia	F 27:31	2-6	1-3	5-6	1 7 8	5 4	10	0	3	0	1	1	-20	
21 Pharell Payne	F 26:05	1-6	0-0	1-2	2 4 6	2 1	3	1	1	0	0	1	-28	
0 Elijah Hawkins	G 36:47	4-11	0-4	1-1	2 2 4	1 1	9	2	3	0	0	0	-21	
2 Mike Mitchell Jr.	G 27:33	2-10	2-6	0-0	0 3 3	1 1	6	1	0	3	0	0	-10	
24 Cam Christie	G 34:36	3-12	2-8	6-7	1 3 4	1 5	14	1	2	1	0	0	-17	
4 Braeden Carrington	17:51	1-3	1-2	0-0	1 1 2	0 3	1	2	0	1	0	0	-9	
23 Parker Fox	18:08	4-7	0-0	0-3	3 6 9	0 3	8	0	1	0	1	0	11	
1 Joshua Ola-Joseph	08:18	1-2	0-0	0-0	0 0 0	2 0	2	0	0	0	0	0	1	
5 Isaiah Innen	03:13	0-1	0-0	0-0	0 0 0	0 0	0	0	0	0	0	0	3	
Team					1 2 3		0	1						
Totals		18-58	6-23	13-19	10 28 38	14 15	55	6	13	4	3	2	-18	

Technical Fouls: NONE

Shooting By Period
1st FG% 9-32 28.1%
3PT% 1-11 9.1%
FT% 1-2 50%
2nd FG% 9-26 34.6%
3PT% 5-12 41.7%
FT% 12-17 70.6%
GM FG% 18-5

2023-24 BOXSCORES

OHIO STATE 78, NEBRASKA 69



Official Basketball Box Score - Final
Nebraska at Ohio State
02/29/24 Value City Arena, Columbus, Ohio
Ohio State vs. Nebraska

Game Time: 6:30 PM
Game Duration: 1:55
Attendance: 13,090

Officials: Brian Dorsey, D.J. Carstensen, Doug Simons

Nebraska - 69

Record: 20-9 (10-8)

NO.	Name	Min	FG M-A	3P M-A	FT M-A	Rebounds OR DR TOT	Fouls PF FD	TP	AS	TO	ST	Blocks BS BA	+/-
4	Juwan Gary	F 27:11	3-12	0-6	2-2	0 6 6	4 2 6	1	1	1	0	1	-18
51	Rienk Mast	F 31:30	5-14	2-5	2-2	3 9 12	3 1 14	1	2	0	0	1	-9
53	Josiah Allick	F 20:09	2-2	0-0	0-0	2 2 4	3 0 4	2	1	1	0	0	-4
3	Brice Williams	G 22:58	3-7	1-2	0-0	1 1 2	4 1 7	1	0	2	0	0	-6
30	Keisei Tominaga	G 23:37	3-12	2-7	1-2	2 3 5	1 1 9	1	2	1	0	1	-21
0	C.J. Wilcher	21:06	3-8	1-5	1-1	0 0 0	0 1 8	0	0	0	1	0	9
10	Jamarques Lawrence	29:49	5-7	3-5	1-1	0 0 0	4 3 14	5	2	1	0	0	8
1	Sam Hoberg	22:06	2-5	1-3	0-0	1 3 4	2 0 5	4	0	0	0	0	-5
21	Matar Diop	00:27	0-0	0-0	0-0	0 0 0	0 0 0	0	0	0	0	1	0
31	Cale Jacobsen	00:47	0-0	0-0	0-0	0 0 0	0 0 0	0	0	0	0	0	1
24	Jeff Grace	00:20	0-0	0-0	0-0	0 0 0	0 0 0	0	0	0	0	0	0
Team			1 1 2			0 0 0			0 0 0				
Totals			26-67	10-33	7-8	8 25 33	21 9 69	15	8	7	1	3	0

Technical Fouls: NONE

Ohio State - 78

Record: 17-12 (7-11)

NO.	Name	Min	FG M-A	3P M-A	FT M-A	Rebounds OR DR TOT	Fouls PF FD	TP	AS	TO	ST	Blocks BS BA	+/-
10	Jamison Battle	F 38:50	9-18	4-12	10-10	1 3 4	1 5 32	3	1	1	0	0	11
34	Felix Okpara	C 26:18	1-4	0-0	1-1	0 7 7	2 2 3	3	2	3	0	2	28
1	Roddy Gayle Jr.	G 24:51	4-8	0-0	8-12	3 7 10	2 6 16	1	4	0	0	0	10
4	Dale Bonner	G 33:07	0-6	0-2	0-0	0 4 4	0 2 0	3	3	2	0	0	10
12	Evan Mahaffey	G 18:52	1-1	0-0	0-0	1 3 4	2 1 2	2	2	0	1	0	-6
23	Zed Key	09:55	0-1	0-0	0-0	2 2 4	0 1 0	1	0	1	0	0	-15
0	Scotty Middleton	20:39	3-8	3-5	0-0	0 2 2	0 0 9	0	0	0	0	0	-7
3	Taison Chatman	03:36	1-1	1-1	0-0	0 1 1	0 0 3	0	0	0	0	0	-1
15	Bowen Hardman	02:26	0-1	0-1	0-0	0 0 0	0 0 0	0	0	0	0	0	1
21	Devin Royal	21:26	4-6	0-0	5-5	2 3 5	2 4 13	1	1	1	0	0	14
Team			0 2 2			0 0 0			0 0 0				
Totals			29-54	8-21	24-28	9 34 43	9 21 78	13	13	2	3	1	9

Technical Fouls: NONE

	NEB	OSU
Biggest lead	7 (1 st 5:07)	11 (2 nd 0:27)
Best Scoring Run	8 (1 st 13:42)	9 (1 st 0:51)
Lead Changes	5	
Times Tied	2	
Time with Lead	11:29	26:54

Points from	NEB	OSU
Turnovers	11	12
Paint	28	22
Second Chance	10	17
Fast Breaks	8	11
Bench	27	25

Period by Period Scoring	1st	2nd	TOT
NEB	37	32	69
OSU	39	39	78

Shooting By Period	1 st	2 nd	3 rd	4 th	FT
FG%	11-27	40.7%			
3PT%	6-16	37.5%			
FT%	11-22	91.7%			
2 nd FG%	12-27	44.4%			
3PT%	2-5	40.0%			
FT%	13-16	81.3%			
GM FG%	23-54	42.6%			
3PT%	8-21	38.1%			
FT%	24-28	85.7%			

Dead Ball Rebounds: 1, 0

NEBRASKA 67, RUTGERS 56



Official Basketball Box Score - Final
Rutgers at Nebraska
03/03/24 Private Bank Arena, Lincoln
Nebraska vs. Rutgers

Game Time: 5:31 PM
Game Duration: 2:02
Attendance: 15,854

Officials: Jeffrey Anderson, Courtney Green, Steve McLunkins

Rutgers - 56

Record: 15-14 (7-11)

NO.	Name	Min	FG M-A	3P M-A	FT M-A	Rebounds OR DR TOT	Fouls PF FD	TP	AS	TO	ST	Blocks BS BA	+/-
5	Aundre Hyatt	F 17:10	1-6	0-5	0-2	0 4 4	1 1 2	0	1	0	0	0	-2
11	Clifford Omoniyi	C 21:56	2-3	0-0	2-2	0 2 2	2 2 6	0	1	0	0	0	-11
0	Derek Simpson	G 29:59	2-10	0-0	0-0	2 3 5	2 0 4	1	1	1	0	1	-16
1	Jamichael Davis	G 16:23	0-6	0-3	0-0	2 0 2	0 1 0	0	0	0	0	2	-11
25	Jeremiah Williams	G 28:59	6-12	0-3	2-3	2 1 3	5 2 14	3	1	3	0	0	-16
2	Noah Fernandes	23:27	2-8	2-7	1-2	1 1 2	2 2 7	3	1	2	0	0	-3
9	Oskar Palmquist	07:16	0-0	0-0	0-0	0 1 1	1 0 0	0	0	0	0	0	-6
13	Antwone Woolfolk	18:04	4-7	0-1	1-5	4 5 9	3 5 9	2	3	1	0	1	0
24	Austin Williams	15:53	1-2	0-0	2-3	4 3 7	0 2 4	0	1	1	0	0	7
10	Gavin Griffiths	20:53	3-10	2-6	2-2	2 1 3	1 1 10	0	0	0	2	0	3
Team			1 1 2			0 0 0			0 0 0				
Totals			21-64	4-25	10-19	19 21 40	17 16 56	9	9	8	2	4	-11

Technical Fouls: NONE

Nebraska - 67

Record: 21-9 (11-8)

NO.	Name	Min	FG M-A	3P M-A	FT M-A	Rebounds OR DR TOT	Fouls PF FD	TP	AS	TO	ST	Blocks BS BA	+/-
4	Juwan Gary	F 31:49	5-15	2-7	3-4	2 9 11	1 3 15	1	0	1	3	2	13
51	Rienk Mast	F 24:10	3-6	1-3	0-0	2 2 4	1 1 7	3	3	1	0	0	2
53	Josiah Allick	F 24:19	4-7	1-1	1-4	6 6 12	4 2 3	10	2	0	0	0	17
3	Brice Williams	G 37:04	1-5	1-3	5-6	1 6 7	4 6 8	3	3	1	1	0	14
30	Keisei Tominaga	G 28:43	6-13	1-6	5-6	2 1 3	1 4 18	1	2	0	0	0	20
0	C.J. Wilcher	19:44	2-4	2-3	0-0	0 0 0	0 0 0	6	0	1	1	0	-4
1	Sam Hoberg	23:19	0-2	0-2	0-0	0 2 2	3 0 0	2	0	0	0	0	1
10	Jamarques Lawrence	10:52	1-2	1-2	0-0	0 3 3	2 0 0	3	0	4	1	0	-8
Team			1 1 2			0 0 1			0 0 1				
Totals			22-54	9-27	14-20	14 30 44	16 17 67	12	14	5	4	2	11

Technical Fouls: NONE

	RUT	NEB
Biggest lead	0 (1 st 20:00)	17 (1 st 3:47)
Best Scoring Run	7 (2 nd 11:29)	8 (1 st 16:28)
Lead Changes	0	
Times Tied	0	
Time with Lead	00:00	39:14

Points from	RUT	NEB
Turnovers	9	9
Paint	34	22
Second Chance	13	12
Fast Breaks	8	1
Bench	30	9

Period by Period Scoring	1st	2nd	TOT
RUT	25	31	56
NEB	37	30	67

NEBRASKA 85, MICHIGAN 70



Official Basketball Box Score - Final
Nebraska at Michigan
03/10/24 Crisler Center, Ann Arbor
2023-24 Men's Basketball

Game Time: 12:00 PM
Game Duration: 1:54
Attendance: 11,006

Officials: Tim Comer, Bill Ek, Andy O'Brien

Nebraska - 85

Record: 22-9 (12-8)

NO.	Name	Min	FG M-A	3P M-A	FT M-A	Rebounds OR DR TOT	Fouls PF FD	TP	AS	TO	ST	Blocks BS BA	+/-
4	Juwan Gary	F 27:49	4-6	0-1	1-2	1 6 7	0 1 9	1	1	0	1	0	18
51	Rienk Mast	F 23:09	4-8	1-2	3-4	1 4 5	2 2 12	3	1	1	1	0	7
53	Josiah Allick	F 25:54	6-6	0-0	3-4	1 4 5	3 6 15	0	0	0	1	0	15
3	Brice Williams	G 34:19	3-6	0-2	4-6	0 3 3	3 3 10	4	0	1	0	0	10
30	Keisei Tominaga	G 31:53	12-17	5-8	1-2	0 6 6	2 2 30	2	1	2	0	2	23
0	C.J. Wilcher	14:54	3-5	1-3	0-0	1 0 1	2 0 7	0	3	1	0	0	5
10	Jamarques Lawrence	14:36	1-6	0-3	0-0	0 2 2	1 0 2	2	1	1	0	0	6
1	Sam Hoberg	20:38	0-2	0-1	0-0	0 1 1	4 1 0	1	0	1	1	0	-1
21	Matar Diop	01:42	0-0	0-0	0-0	0 1 1	0 0 0	0	0	0	0	0	-2
24	Jeff Grace	01:42	0-0	0-0	0-2	0 1 1	0 1 0	0	0	0	0	0	-2
31	Cale Jacobsen	01:42	0-0	0-0	0-0	0 0 0	0 0 0	0	0	0	0	0	-2
35	Henry Burt	01:42	0-1	0-1	0-0	0 0 0	0 0 0	0	0	0	0	0	-2
Team			0 1 1			0 0 0			0 0 0				
Totals			33-57	7-21	12-20	4 29 33	17 16 85	13	8	6	3	2	15

Technical Fouls: Williams 2nd 10:53 Wilcher 2nd 10:53

Michigan - 70

Record: 8-23 (3-17)

Michigan - 70		Recap: 6-23-18																	
NO.	Name		FG		FT	Rebounds		Fouls	TP	AS	TO	ST	Blocks	+/-					
			M	A		OR	DR												
5	Terrance Williams II	F 31:36	4	13	3	4	1	3	3	14	0	2	0	1	-19				
32	Tarris Reed Jr.	F 29:55	4	6	0	0	1	5	6	2	3	8	0	3	0	-17			
42	Will Tschetter	F 27:19	3	6	0	2	0	1	2	3	4	0	6	1	0	0	-20		
0	Dug McDaniel	G 32:50	6	13	5	7	0	1	2	3	0	1	17	5	1	2	0	-19	
4	Nimari Burnett	G 33:14	2	10	1	7	2	2	1	3	2	2	7	3	3	1	0	0	-18
2	Tray Jackson	16:42	2	5	0	3	4	1	3	4	1	2	8	0	0	0	0	0	4
3	Jaelin Llewellyn	12:20	1	2	0	1	3	0	0	0	2	2	5	0	0	0	1	0	5
24	Youssef Khayat	11:04	1	2	0	1	1	2	0	0	0	2	1	3	1	0	0	0	3
34	Jackson Selvala	01:42	0	0	0	0	2	2	0	0	0	1	2	0	0	0	0	0	2
40	George Washington III	01:42	0	0	0	0	0	0	0	0	0	0	0	0	0	0	0	0	2
14	Ian Burns	01:36	0	1	0	1	0	0	0	0	0	0	0	0	0	0	0	0	2
Team			0		5	5	0		5	5	0		0	0					
Totals			23	56	9	28	13	18	7	15	70	10	9	4	2	3	-15		

CONFERENCE TOURNAMENT HISTORY

BIG EIGHT

1977 (NU, 0-1)
at Kansas 61, Nebraska 58,
Tournament Champion:
Kansas State

1978 (NU, 1-1)
Nebraska 71, Oklahoma State 63
Missouri 61, Nebraska 58
Tournament Champion:
Missouri

1979 (NU, 0-1)
at Kansas St. 61, Nebraska 60 (2OT)
Tournament Champion:
Oklahoma

1980 (NU, 1-1)
Nebraska 75, Oklahoma 68
Kansas State 60, Nebraska 59
Jack Moore, All-Tournament
Tournament Champion:
Kansas State

1981 (NU, 0-1)
Colorado 70, Nebraska 66
Tournament Champion:
Kansas

1982 (NU, 1-1)
Nebraska 60, Oklahoma State 49
Missouri 58, Nebraska 53
Tournament Champion:
Missouri

1983 (NU, 1-1)
Nebraska 94, Iowa State 71
Missouri 69, Nebraska 63
Tournament Champion:
Oklahoma St.

1984 (NU, 0-1)
Kansas State 41, Nebraska 39
Tournament Champion:
Kansas

1985 (NU, 0-1)
at Kansas 74, Nebraska 69
Tournament Champion:
Oklahoma

1986 (NU, 1-1)
Nebraska 82, Oklahoma State 75
Iowa State 75, Nebraska 58
Bernard Day, All-Tournament
Tournament Champion:
Kansas

1987 (NU, 0-1)
Kansas State 47, Nebraska 45
Tournament Champion:
Missouri

1988 (NU, 0-1)
Kansas State 75, Nebraska 70
Tournament Champion:
Oklahoma

1989 (NU, 0-1)
Missouri 98, Nebraska 70
Tournament Champion:
Missouri

1990 (NU, 0-1)
Oklahoma 78, Nebraska 65

Tournament Champion:
Oklahoma

1991 (NU, 2-1)
Nebraska 117, Oklahoma 113 (OT)
Nebraska 87, Kansas 83
Missouri 90, Nebraska 82
Clifford Scales and Tony Farmer,
All-Tournament
Tournament Champion:
Missouri

1992 (NU, 0-1)
Oklahoma 107, Nebraska 85
Tournament Champion:
Kansas

1993 (NU, 0-1)
Kansas State 47, Nebraska 45
Tournament Champion:
Missouri

1994 (NU, 3-0)
Nebraska 105, Oklahoma 88
Nebraska 98, Missouri 91
Nebraska 77, Oklahoma State 66
Eric Piatkowski (MVP), Bruce
Chubick
Jaron Boone, All Tournament
Tournament Champion:
Nebraska

1995 (NU, 0-1)
Oklahoma State 68, Nebraska 48
Tournament Champion:
Oklahoma St.

1996 (NU, 0-1)
Iowa State 62, Nebraska 60
Tournament Champion:
Iowa State

BIG 12

1997 (NU, 0-1)
Missouri 78, Nebraska 72
Tournament Champion:
Kansas

1998 (NU, 1-1)
Nebraska 65, Baylor 46
Kansas 91, Nebraska 59
Tournament Champion:
Kansas

1999 (NU, 1-1)
Nebraska 69, Texas Tech 50
Kansas 77, Nebraska 53
Tournament Champion:
Kansas

2000 (NU, 0-1)
Baylor 63, Nebraska 55
Tournament Champion:
Iowa State

2001 (NU, 0-1)
Kansas State 72, Nebraska 68
Tournament Champion:
Oklahoma

2002 (NU, 0-1)
Colorado 67, Nebraska 60
Tournament Champion:
Oklahoma

2003 (NU, 0-1)
Missouri 70, Nebraska 61
Tournament Champion:
Oklahoma

2004 (NU, 0-1)
Oklahoma 63, Nebraska 59
Tournament Champion:
Oklahoma St.

2005 (NU, 0-1)
Missouri 70, Nebraska 67
Tournament Champion:
Oklahoma St.

2006 (NU, 2-1)
Nebraska 71, Missouri 64
Nebraska 69, Oklahoma 63
Kansas 79, Nebraska 65
Tournament Champion:
Kansas

2007 (NU, 0-1)
Oklahoma State 54, Nebraska 39
Tournament Champion:
Kansas

2008 (NU, 1-1)
Nebraska 61, Missouri 56
Kansas 64, Nebraska 54
Tournament Champion:
Kansas

2009 (NU, 0-1)
Baylor 65, Nebraska 49
Tournament Champion:
Missouri

2010 (NU, 1-1)
Nebraska 75, Missouri 60
Texas A&M 70, Nebraska 64
Tournament Champion:
Kansas

2011 (NU, 0-1)
Oklahoma State 53, Nebraska 52
Tournament Champion:
Kansas

BIG TEN

2012 (NU, 0-1)
Purdue 79, Nebraska 61
Tournament Champion:
Michigan State
Regular-Season Co-Champions:
Ohio State, Michigan State,
Michigan

2013 (NU, 1-1)
Nebraska 57, Purdue 55
Ohio State 70, Nebraska 51
Tournament Champion:
Ohio State
Regular-Season Champion:
Indiana

2014 (NU, 0-1)
Ohio State 71, Nebraska 67
Tournament Champion:
Michigan State
Regular-Season Champion:
Michigan

2015 (NU, 0-1)
Penn State 68, Nebraska 65
Tournament Champion:
Wisconsin
Regular-Season Champion:
Wisconsin

2016 (NU, 2-1)
Nebraska 89, Rutgers 72
Nebraska 70, Wisconsin 58
Maryland 97, Nebraska 86
Shavon Shields, All-Tournament
Tournament Champion:
Michigan State
Regular-Season Champion:
Indiana

2017 (NU, 0-1)
Penn State 76, Nebraska 67 (OT)
Tournament Champion:
Michigan
Regular-Season Champion:
Purdue

2018 (NU, 0-1)
Michigan 77, Nebraska 58
Tournament Champion:
Michigan
Regular-Season Champion:
Michigan State

2019 (NU, 2-1)
Nebraska 68, Rutgers 61
Nebraska 69, Maryland 61
Wisconsin 66, Nebraska 62
James Palmer Jr., All-Tournament
Tournament Champion:
Michigan State
Regular-Season Co-Champions:
Michigan State, Purdue

2020 (NU, 0-1)
Indiana 89, Nebraska 64
Tournament Champion:
Not completed (COVID-19)
Regular-Season Co-Champions:
Wisconsin, Michigan State,
Maryland

2021 (NU, 0-1)
Penn State 72, Nebraska 66
Tournament Champion:
Illinois
Regular-Season Champion:
Michigan

2022 (NU, 0-1)
Northwestern 71, Nebraska 69
Tournament Champion:
Iowa
Regular-Season Co-Champions:
Illinois, Wisconsin

2023 (NU, 0-1)
Minnesota 78, Nebraska 75
Tournament Champion:
Purdue
Regular-Season Champion:
Purdue

BIG TEN TOURNEY RECORD VS. OPPONENT

	All-Time League Tourney	League Tourney In Indy	League Tourney In Chicago	League Tourney In Wash. D.C.	League Tourney in New York City
Opponent	Tourney	In Indy	In Chicago	In Wash. D.C.	in New York City
Illinois	0-0	0-0	0-0	0-0	0-0
Indiana	0-1	0-1	0-0	0-0	0-0
Iowa	0-0	0-0	0-0	0-0	0-0
Maryland	1-1	0-1	1-0	0-0	0-0
Michigan	0-1	0-0	0-0	0-0	0-1
Michigan State	0-0	0-0	0-0	0-0	0-0
Minnesota	0-1	0-0	0-1	0-0	0-0
Northwestern	0-1	0-1	0-0	0-0	0-0
Ohio State	0-2	0-1	0-1	0-0	0-0
Penn State	0-3	0-1	0-1	0-1	0-0
Purdue	1-1	0-1	1-0	0-0	0-0
Rutgers	2-0	1-0	1-0	0-0	0-0
Wisconsin	1-1	1-0	0-1	0-0	0-0
Total	5-12	2-6	3-4	0-1	0-1

CONFERENCE TOURNAMENT RECORDS

INDIVIDUAL GAME

Points--42; Eric Piatkowski vs. Oklahoma, 1994
 Opponent--34; Jeff Webster, Oklahoma, 1994
 Field Goals--14; Eric Piatkowski vs. Oklahoma, 1994 (23 att.)
 Opponent--12; Jeff Webster, Oklahoma, 1994 (21 att.)
 Field Goal Attempts--23; Eric Piatkowski vs. Oklahoma, 1994 (14 made); Tyronn Lue vs. Missouri, 1997 (10 made)
 Opponent--22; D.J., Newbill, Penn State, March 11, 2015 (9 made)
 Field Goals, No Misses--6; Andre Smith vs. Colorado, 1981
 Opponent--8; Ed Nealy, Kansas State, 1980
 3-Point Field Goals--6; Cary Cochran vs. Colorado, 2002 (11 att.)
 Opponent--6; Randy Rutherford, Oklahoma State, 1994 (11 att.); Blair Wilson, Colorado, 2002 (11 att.); Jake Layman, Maryland, 2016 (9 att.)
 3-Point Field Goal Attempts--11; Cary Cochran vs. Colorado, 2002 (6 made)
 Opponent--14; Mark Atkins, Missouri, 1994 (4 made)
 3-Point Field Goal Pct.--1.000; Clifford Scales vs. Oklahoma, 1991 (3-3); Marcus Perry, vs. Oklahoma, 2006 (3-3)
 Opponent--1.000; Muhammad-Ali Abdur-Rahkman, Michigan, 2018 (5-5)
 Free Throws--13; Tony Farmer, vs. Kansas, 1991 (16 att.)
 Opponent--12; Doug Smith, Missouri, 1991 (14 att.)
 Free Throw Attempts--16; Tony Farmer vs. Kansas, 1991 (13 made)
 Opponent--14; Doug Smith, Missouri, 1991 (12 made)
 Free Throws Made, No Misses--*12; Tony Farmer vs. Oklahoma, 1991
 Opponent--11; Mark Tucker, Oklahoma State, 1978
 Rebounds--16; Bruce Chubick vs. Missouri, 1994
 Opponent--20; Kevin Rogers, Baylor, 2009
 Assists--14; Brian Carr at Kansas, 1985
 Opponent--12; Ta'lon Cooper, Minnesota, 2023
 Blocked Shots--5; Derrick Chandler vs. Kansas State, 1993; Isaiah Roby vs. Michigan, 2018
 Opponent--8; John Flippen, Baylor, 2000; Mike Watkins, Penn State, 2017
 Steals--8; Venson Hamilton vs. Texas Tech, 1999
 Opponent--6; Nick Bradford, Kansas, 1998
 Minutes--50; Andre Smith and Brian Banks at Kansas State, 1979
 Opponent--50; Glenn Marshall, Kansas State, 1979

INDIVIDUAL CAREER

Points--136; Eric Piatkowski, 1991-94 (8 games)
 Field Goals--45; Eric Piatkowski, 1991-94 (110 att., 8 games)
 Field Goal Attempts--110; Eric Piatkowski, 1991-94 (45 made, 8 games)
 Field Goal Percentage--.667; Mike Naderer, 1978-81 (24-36, 6 games)
 3-Point Field Goals--13; Eric Piatkowski, 1991-94 (47 att., 8 games); Erick Strickland, 1993-96 (30 att., 6 games)
 3-Point Field Goal Attempts--47; Eric Piatkowski, 1991-94 (13 made, 8 games)
 3-Point Field Goal Pct.--.556; Eric Johnson, 1988-89 (5-9, 2 games)
 Free Throws--33; Eric Piatkowski, 1991-94 (41 att., 8 games)
 Free Throw Attempts--41; Eric Piatkowski, 1991-94 (33 made, 8 games)
 Free Throw Percentage--.900; Jack Moore, 1980-82 (27-30, 5 games)
 Rebounds--54; Aleks Maric, 2005-08 (7 games)
 Assists--29; Brian Carr, 1984-87 (5 games)
 Blocked Shots--15; Venson Hamilton, 1996-99 (6 games)
 Steals--15; Venson Hamilton, 1996-99 (6 games)
 Minutes Played--255; Eric Piatkowski, 1991-94 (8 games)
 Minutes Per Game--*40.75; Brian Banks, 1977-79 (163 in 4 games)
 *Indicates overall tournament record

TEAM GAME

Points--117; vs. Oklahoma, 1991 (OT)
 Opponent--113; Oklahoma, 1991 (OT)
 Points in Half--59; vs. Oklahoma, 1991 (2nd)
 Opponent--59; Missouri, 1994 (2nd)
 Field Goals--38; vs. Oklahoma, 1991 (84 att.)
 Opponent--39; Missouri, 1989 (68 att.); Oklahoma, 1992 (73 att.)
 Field Goal Attempts--84; vs. Oklahoma, 1991 (38 made)
 Opponent--82; Missouri, 1994 (32 made)
 Field Goal Percentage--.646; vs. Oklahoma State, 1986 (31-48)
 Opponent--.610; Missouri, 1983 (25-41)

3-Point Field Goals--11; vs. Maryland, 2016 (31 att.)
 Opponent--13; Maryland, 2016 (22 att.)
 3-Point Field Goals Attempted--33; vs. Missouri, 2003 (10 made)
 Opponent--28; Missouri, 1994 (7 made)
 3-Point Field Goal Pct.--.571; vs. Kansas, 1991 (4-7)
 Opponent--.692; Oklahoma, 1992 (9-13)
 Free Throws--34; vs. Iowa State, 1983 (42 att.); Oklahoma, 1991 (41 att.)
 Opponent--37; Oklahoma, 1991 (51 att.)
 Free Throw Attempts--42; vs. Iowa State, 1983 (34 made)
 Opponent--*51; Oklahoma, 1991 (37 made)
 Free Throw Percentage--1.000; vs. Baylor, 2009 (10-10)
 Opponent--.923; Missouri, 1991 (12-13)
 Rebounds--55; vs. Oklahoma, 1991
 Opponent--53; Kansas, 1998
 Assists--22; vs. Oklahoma State, 1986
 Opponent--26; Kansas, 1998
 Blocked Shots--10; vs. Iowa State, 1996
 Opponent--16; Penn State, 2015
 Steals--23; vs. Texas Tech, 1999
 Opponent--15; Kansas, 1999



Venson Hamilton scored more than 1,400 career points and was the first player in Nebraska history to record more than 1,000 career rebounds.

Jan 3: Nebraska 86, Indiana 70

Behind a season-high 28 points from Keisei Tominaga, Nebraska improved to 12-2 on the season with an 86-70 win over Indiana at Pinnacle Bank Arena on Jan. 3.

Tominaga had 18 of his 28 in the second half, as Nebraska hit 12 3-pointers en route to its first win over Indiana since 2019. Tominaga hit a then-season-high four 3-pointers, including three in the second half, in helping Nebraska build a 22-point lead before cruising to a 16-point win.

Tominaga was one of four Huskers in double figures, as Brice Williams added 15 points, six boards and four steals, while Jamarques Lawrence and C.J. Wilcher added 12 and 11 markers, respectively. Lawrence also set a career high with four steals.

The Huskers had 15 steals and forced Indiana into 19 turnovers, leading to 27 Husker points.

Feb. 21: Nebraska 85, Indiana 80

Jamarques Lawrence had a career-high 19 points, including six points and three assists in a decisive 14-1 second-half run, as Nebraska picked up a crucial 85-70 win at Indiana on Feb. 21.

Lawrence played the best all-around game of his career, finishing with 19 points on 6-of-8 shooting, including a perfect 5-of-5 from 3-point range, while adding five assists and six rebounds, as Nebraska picked up its first conference road win.

Indiana had nearly erased a 22-point deficit and was within 59-56 with 11:27 remaining before Lawrence ignited the run with a 3-pointer before finding Juwan Gary and Josiah Allick on consecutive baskets to stretch the lead back to 10. The sophomore continued the run with another 3-pointer before he found Keisei Tominaga on a basket to give NU a 16-point lead with 6:19 left, and the Huskers led by double figures the rest of the night.

Keisei Tominaga led NU with 20 points, including four 3-pointers, while Brice Williams and Juwan Gary added 18 and 15 points, respectively. NU shot nearly 50 percent from the field and had 19 assists and just eight turnovers in the victory.

Mackenzie Mgbako led Indiana with 22 points while Kel'el Ware added 17 points and 12 rebounds.

CAREER TOTALS VS. INDIANA

Player	GP-GS	Min-Avg	FG-FGA	Pct	3FG-FGA	Pct	FT-FTA	Pct	Off	Def	Tot	Avg	PF-FO	A	TO	Blk	Stl	Pts	Avg
Tominaga	5-5	121-24.2	25-50	0.500	10-27	0.370	6-7	0.857	0	9	9	1.8	5-0	7	3	0	4	66	13.2
Lawrence	3-1	69-23.0	10-19	0.526	7-12	0.583	4-4	1.000	0	9	9	3.0	6-0	8	3	0	5	31	10.3
Wilcher	5-1	101-20.2	14-34	0.412	7-23	0.304	9-10	0.900	3	8	11	2.2	3-0	2	6	0	4	44	8.8
Gary	3-3	85-28.3	9-25	0.360	2-8	0.250	3-7	0.429	6	9	15	5.0	9-0	3	0	0	4	23	7.7
Hoiberg	3-0	42-14.0	1-3	0.333	0-1	0.000	7-7	1.000	1	2	3	1.0	5-0	3	1	0	2	9	3.0
Keita	1-0	6-6.0	1-1	1.000	0-0	0.000	0-0	0.000	0	0	1	1.0	0-0	0	0	0	0	2	2.0

2023-24 SEASON STATS VS. INDIANA

Game Records					Score by Periods				
Record	Overall	Home	Away	Neutral	Team	1st	2nd	OT	TOT
ALL GAMES	2-0	1-0	1-0	0-0	Nebraska	92	79	0	171
CONFERENCE	2-0	1-0	1-0	0-0	Opponents	64	76	0	140
NON-CONFERENCE	0-0	0-0	0-0	0-0					

Team Box Score																									
No.	Player				Total		3-Point		F-Throw		Rebounds														
		GP-GS	MIN	AVG	FG-FGA	FG%	3FG-3FGA	3FG%	FT-FTA	FT%	OFF	DEF	TOT	AVG	PF	DQ	A	TO	BLK	STL	PTS	AVG			
30	TOMINAGA, Keisel	2-2	56:49	28.4	17-30	.567	8-19	.421	6-7	.857	0	4	4	2.0	2	0	4	1	0	1	48	24.0			
3	WILLIAMS, Brice	2-2	56:07	28.1	11-20	.550	5-10	.500	6-7	.857	4	8	12	6.0	4	0	3	4	1	5	33	16.5			
10	LAWRENCE, Jamarques	2-1	54:05	27.0	10-16	.625	7-11	.636	4-4	1.000	0	9	9	4.5	5	0	8	2	0	5	31	15.5			
4	GARY, Juwan	2-2	54:33	27.3	8-19	.421	2-6	.333	1-5	.200	5	3	8	4.0	7	0	3	0	0	2	19	9.5			
0	WILCHER, C.J.	2-0	24:54	12.5	4-12	.333	3-10	.300	2-2	1.000	1	2	3	1.5	3	0	0	2	0	2	13	6.5			
51	MAST, Rienk	2-2	52:20	26.2	4-15	.267	0-5	.000	3-4	.750	1	6	7	3.5	5	0	6	4	0	1	11	5.5			
53	ALLICK, Josiah	2-1	56:47	28.4	3-7	.429	1-3	.333	2-6	.333	3	11	14	7.0	7	0	6	1	0	2	9	4.5			
1	HOIBERG, Sam	2-0	40:59	20.5	1-3	.333	0-1	.000	5-5	1.000	0	2	2	1.0	5	0	5	1	0	2	7	3.5			
11	RICE, Eli	1-0	03:26	3.4	0-0	.000	0-0	.000	0-0	.000	0	1	1	1.0	0	0	0	0	0	0	0	0.0			
Team											2	1	3					1							
Total		2	400		58-122	.475	26-65	.400	29-40	.725	16	47	63	31.5	38	0	35	16	1	20	171	85.5			
Opponents		2	400		50-112	.446	13-39	.333	27-43	.628	20	53	73	36.5	36	0	32	29	5	8	140	70.0			

Team Statistics		NEBR	OPP
Scoring		171	140
Points per game		85.5	70.0
Scoring margin		+15.5	-
Field goals-att		58-122	50-112
Field goal pct		.475	.446
3 point fg-att		26-65	13-39
3-point FG pct		.400	.333
3-pt FG made per game		13.0	6.5
Free throws-att		29-40	27-43
Free throw pct		.725	.628
F-Throws made per game		14.5	13.5
Rebounds		63	73
Rebounds per game		31.5	36.5
Rebounding margin		-5.0	-
Assists		35	32
Assists per game		17.5	16.0
Turnovers		16	29
Turnovers per game		8.0	14.5
Turnover margin		+6.5	-
Assist/turnover ratio		2.2	1.1
Steals		20	8
Steals per game		10.0	4.0
Blocks		1	5
Blocks per game		0.5	2.5
Winning streak		2	-
Home win streak		1	-
Attendance		13446	17222
Home games-Avg/Game		1-13446	1-17222
Neutral site-Avg/Game		-	0-0

Team Results		Date	Opponent	Score	Att.
		01/03/2024	Indiana	W 86-70	13446
		02/21/2024	at Indiana	W 85-70	17222

2023-24 BOXSCORES

NEBRASKA 86, INDIANA 70	
Official Basketball Box Score - Final Indiana at Nebraska 01/03/24 Pinnacle Bank Arena, Lincoln Nebraska vs. Indiana	
Game Time: 0:07 PM Game Duration: 2:01 Attendance: 13,446	
Officials: Terry O'Quinn, Keith Hobbs, Kelly Mulca	
Indiana - 70	
Record: 10-4 (3-1)	
Shooting By Period	
1st FGM: 10-27 36.7%	
2nd FGM: 11-23 47.8%	
3rd FGM: 7-10 70.0%	
4th FGM: 8-12 66.7%	
GMFG: 36-72 50.0%	
FT: 13-19 68.4%	
Dead Ball Rebounds: 4-0	
Technical Fouls: NONE	
Team	
Totals	
24-01 38-19 13-19 9 27 30 10 20 70 19 13 5 2 0 1-10	
Nebraska - 86	
Record: 12-2 (3-1)	
Shooting By Period	
1st FGM: 13-27 48.1%	
2nd FGM: 11-16 68.8%	
3rd FGM: 14-32 43.8%	
4th FGM: 9-11 81.8%	
GMFG: 47-86 54.5%	
FT: 12-30 40.0%	
Dead Ball Rebounds: 2-0	
Technical Fouls: NONE	
Team	
Totals	
27-58 12-32 20-26 9 20 29 19 16 8 15 0 2 1-10	
Biggest lead	
Best Scoring Run	
Lead Changes	
Times Tied	
Time with Lead	

NEBRASKA 85, INDIANA 70	
Official Basketball Box Score - Final Nebraska at Indiana 02/21/24 Pinnacle Bank Arena, Indianapolis, Indiana Nebraska vs. Indiana	
Game Time: 0:07 PM Game Duration: 2:01 Attendance: 17,222	
Officials: D.J. Corderman, Kelly Phillips, Eric Curry	
Nebraska - 85	
Record: 10-4 (3-1)	
Shooting By Period	
1st FGM: 10-27 37.0%	
2nd FGM: 11-28 39.3%	
3rd FGM: 5-14 35.7%	
4th FGM: 14-33 42.4%	
GMFG: 30-82 36.6%	
FT: 14-24 58.3%	
Dead Ball Rebounds: 5-0	
Technical Fouls: NONE	
Team	
Totals	
30-82 14-33 9-14 7 27 34 18 17 86 19 6 1 3 1-15	
Indiana - 70	
Record: 10-4 (3-1)	
Shooting By Period	
1st FGM: 13-27 48.1%	
2nd FGM: 11-16 68.8%	
3rd FGM: 14-32 43.8%	
4th FGM: 9-11 81.8%	
GMFG: 47-86 54.5%	
FT: 12-30 40.0%	
Dead Ball Rebounds: 2-0	
Technical Fouls: NONE	
Team	
Totals	
27-58 12-32 20-26 9 20 29 19 16 8 15 0 2 1-10	
Biggest lead	
Best Scoring Run	
Lead Changes	
Times Tied	
Time with Lead	



2023-24 Nebraska Men's Basketball Combined Team Statistics In Conference games

Page 1/1
as of Mar 10, 2024

Game Records

Record	Overall	Home	Away	Neutral
ALL GAMES	12-8	10-0	2-8	0-0
CONFERENCE	12-8	10-0	2-8	0-0
NON-CONFERENCE	0-0	0-0	0-0	0-0

Score by Periods

Team	1st	2nd	OT	TOT
Nebraska	741	735	37	1513
Opponents	692	715	37	1444

Team Box Score

No.	Player				Total		3-Point		F-Throw		Rebounds											
		GP-GS	MIN	AVG	FG-FGA	FG%	3FG-3FGA	3FG%	FT-FTA	FT%	OFF	DEF	TOT	AVG	PF	DQ	A	TO	BLK	STL	PTS	AVG
30	TOMINAGA, Keisei	20-20	541:32	27.1	105-225	.467	47-123	.382	44-48	.917	5	37	42	2.1	30	0	27	25	0	14	301	15.1
3	WILLIAMS, Brice	20-20	625:27	31.3	77-174	.443	27-67	.403	58-73	.795	17	96	113	5.7	58	3	51	41	9	28	239	12.0
51	MAST, Rienk	20-20	616:49	30.8	93-220	.423	26-77	.338	26-33	.788	30	105	135	6.8	42	1	62	38	13	12	238	11.9
4	GARY, Juwan	17-14	484:00	28.5	75-148	.507	14-48	.292	32-49	.653	31	63	94	5.5	40	1	17	13	13	18	196	11.5
0	WILCHER, C.J.	20-0	378:21	18.9	55-123	.447	35-83	.422	23-23	1.000	5	22	27	1.4	27	0	18	23	2	10	168	8.4
53	ALLICK, Josiah	19-14	438:19	23.1	47-80	.588	6-12	.500	33-56	.589	30	62	92	4.8	47	1	23	18	8	10	133	7.0
10	LAWRENCE, Jamarques	20-12	457:06	22.9	50-113	.442	24-58	.414	16-19	.842	3	58	61	3.1	45	0	50	44	0	18	140	7.0
11	RICE, Eli	8-0	80:23	10.0	9-17	.529	3-7	.429	10-12	.833	2	13	15	1.9	5	0	3	2	2	1	31	3.9
1	HOIBERG, Sam	20-0	411:17	20.6	17-51	.333	7-25	.280	19-24	.792	10	51	61	3.1	41	0	42	13	1	18	60	3.0
21	DIOP, Matar	9-0	15:52	1.8	2-3	.667	1-1	1.000	0-0	.000	0	2	2	0.2	1	0	2	1	1	0	5	0.6
31	JACOBSEN, Cale	11-0	11:33	1.1	1-1	1.000	0-0	.000	0-0	.000	0	0	0	0.0	2	0	2	0	0	0	2	0.2
9	COLEMAN, Jarron	2-0	05:26	2.7	0-1	.000	0-1	.000	0-0	.000	0	0	0	0.0	2	0	0	0	0	0	0	0.0
35	BURT, Henry	3-0	03:31	1.2	0-1	.000	0-1	.000	0-0	.000	0	1	1	0.3	1	0	0	0	0	0	0	0.0
24	GRACE, Jeff	7-0	05:23	0.8	0-0	.000	0-0	.000	0-2	.000	0	1	1	0.1	1	0	1	1	0	0	0	0.0
Team											24	26	50					9				
Total		20	4075		531-1157	.459	190-503	.378	261-339	.770	157	537	694	34.7	342	6	298	228	49	129	1513	75.7
Opponents		20	4075		507-1218	.416	180-518	.347	250-375	.667	238	501	739	37.0	289	3	296	231	69	124	1444	72.2

Team Statistics

	NEBR	OPP
Scoring		
Points per game	1513	1444
Scoring margin	75.7	72.2
	+3.5	-
Field goals-att		
	531-1157	507-1218
Field goal pct	.459	.416
3 point fg-att		
	190-503	180-518
3-point FG pct	.378	.347
3-pt FG made per game	9.5	9.0
Free throws-att		
	261-339	250-375
Free throw pct	.770	.667
F-Throws made per game	13.1	12.5
Rebounds		
	694	739
Rebounds per game	34.7	37.0
Rebounding margin	-2.3	-
Assists		
	298	296
Assists per game	14.9	14.8
Turnovers		
	228	231
Turnovers per game	11.4	11.6
Turnover margin	+0.2	-
Assist/turnover ratio	1.3	1.3
Steals		
	129	124
Steals per game	6.5	6.2
Blocks		
	49	69
Blocks per game	2.5	3.5
Winning streak		
	2	-
Home win streak	10	-
Attendance		
	150193	117648
Home games-Avg/Game	10-15019	10-11765
Neutral site-Avg/Game	-	0-0

Team Results

Date	Opponent		Score	Att.
12/06/2023	at Minnesota	L	65-76	6899
12/10/2023	Michigan St.	W	77-70	14585
01/03/2024	Indiana	W	86-70	13446
01/06/2024	at Wisconsin	L	72-88	15055
01/09/2024	Purdue	W	88-72	14106
01/12/2024	at Iowa	L	76-94	9670
01/17/2024	at Rutgers	Lot	82-87	8000
01/20/2024	Northwestern	W	75-69	14977
01/23/2024	Ohio St.	W	83-69	14408
01/27/2024	at Maryland	L	51-73	15481
02/01/2024	Wisconsin	Wot	80-72	15318
02/04/2024	at Illinois	Lot	84-87	15544
02/07/2024	at Northwestern	L	68-80	5681
02/10/2024	Michigan	W	79-59	15828
02/17/2024	Penn St.	W	68-49	15751
02/21/2024	at Indiana	W	85-70	17222
02/25/2024	Minnesota	W	73-55	15920
02/29/2024	at Ohio St.	L	69-78	13090
03/03/2024	Rutgers	W	67-56	15854
03/10/2024	at Michigan	W	85-70	11006



2023-24 Nebraska Men's Basketball Combined Team Statistics All games

Page 1/1
as of Mar 10, 2024

Game Records

Record	Overall	Home	Away	Neutral
ALL GAMES	22-9	18-1	3-8	1-0
CONFERENCE	12-8	10-0	2-8	0-0
NON-CONFERENCE	10-1	8-1	1-0	1-0

Score by Periods

Team	1st	2nd	OT	TOT
Nebraska	1185	1158	37	2380
Opponents	1036	1076	37	2149

Team Box Score

No.	Player				Total		3-Point		F-Throw		Rebounds											
		GP-GS	MIN	AVG	FG-FGA	FG%	3FG-3FGA	3FG%	FT-FTA	FT%	OFF	DEF	TOT	AVG	PF	DQ	A	TO	BLK	STL	PTS	AVG
30	TOMINAGA, Keisei	29-29	751:31	25.9	146-315	.463	65-175	.371	65-74	.878	8	59	67	2.3	38	0	37	31	0	27	422	14.6
51	MAST, Rienk	29-29	874:52	30.2	139-317	.438	38-109	.349	53-64	.828	58	167	225	7.8	56	1	86	52	14	12	369	12.7
3	WILLIAMS, Brice	31-31	914:11	29.5	123-282	.436	43-114	.377	96-115	.835	30	143	173	5.6	80	3	76	56	18	33	385	12.4
4	GARY, Juwan	25-17	679:39	27.2	113-225	.502	25-78	.321	47-71	.662	59	97	156	6.2	50	1	29	18	21	27	298	11.9
0	WILCHER, C.J.	31-2	563:15	18.2	85-185	.459	49-121	.405	31-33	.939	12	36	48	1.5	37	0	27	30	6	16	250	8.1
53	ALLICK, Josiah	30-24	703:11	23.4	73-133	.549	8-22	.364	60-93	.645	55	97	152	5.1	60	1	38	32	12	18	214	7.1
10	LAWRENCE, Jamarques	31-23	726:35	23.4	72-181	.398	32-94	.340	29-38	.763	9	92	101	3.3	65	0	81	65	0	25	205	6.6
11	RICE, Eli	17-0	170:33	10.0	19-46	.413	10-27	.370	23-32	.719	4	23	27	1.6	14	0	6	4	4	3	71	4.2
1	HOIBERG, Sam	31-0	612:49	19.8	34-91	.374	15-46	.326	25-36	.694	18	74	92	3.0	62	0	55	23	3	29	108	3.5
9	COLEMAN, Jarron	11-0	139:45	12.7	8-34	.235	4-21	.190	7-11	.636	1	19	20	1.8	11	0	26	17	1	3	27	2.5
21	DIOP, Matar	16-0	60:15	3.8	4-8	.500	1-2	.500	3-9	.333	2	10	12	0.8	10	0	4	6	3	2	12	0.8
31	JACOBSEN, Cale	18-0	49:06	2.7	4-7	.571	0-2	.000	3-6	.500	0	3	3	0.2	5	0	5	2	0	1	11	0.6
24	GRACE, Jeff	13-0	19:26	1.5	2-3	.667	0-0	.000	2-5	.400	2	1	3	0.2	1	0	2	1	0	0	6	0.5
35	BURT, Henry	7-0	09:50	1.4	1-2	.500	0-1	.000	0-2	.000	0	3	3	0.4	1	0	0	0	0	0	2	0.3
Team											43	51	94					11				
Total		31	6275		823-1829	.450	290-812	.357	444-589	.754	301	875	1176	37.9	490	6	472	348	82	196	2380	76.8
Opponents		31	6275		763-1928	.396	257-807	.318	366-533	.687	375	774	1149	37.1	495	9	398	358	111	195	2149	69.3

Team Statistics

	NEBR	OPP
Scoring	2380	2149
Points per game	76.8	69.3
Scoring margin	+7.5	-
Field goals-att	823-1829	763-1928
Field goal pct	.450	.396
3 point fg-att	290-812	257-807
3-point FG pct	.357	.318
3-pt FG made per game	9.4	8.3
Free throws-att	444-589	366-533
Free throw pct	.754	.687
F-Throws made per game	14.3	11.8
Rebounds	1176	1149
Rebounds per game	37.9	37.1
Rebounding margin	+0.9	-
Assists	472	398
Assists per game	15.2	12.8
Turnovers	348	358
Turnovers per game	11.2	11.5
Turnover margin	+0.3	-
Assist/turnover ratio	1.4	1.1
Steals	196	195
Steals per game	6.3	6.3
Blocks	82	111
Blocks per game	2.6	3.6
Winning streak	2	-
Home win streak	12	-
Attendance	277338	127854
Home games-Avg/Game	19-14597	11-11623
Neutral site-Avg/Game	-	1-2938

Team Results

Date	Opponent		Score	Att.
11/06/2023	Lindenwood	W	84-52	13478
11/09/2023	Florida A&M	W	81-54	13766
11/13/2023	Rider	W	64-50	13478
11/15/2023	Stony Brook	W	84-63	13614
11/18/2023	vs Oregon St.	W	84-63	2938
11/22/2023	Duquesne	W	89-79	14426
11/26/2023	Cal St. Fullerton	W	85-72	14171
12/03/2023	Creighton	L	60-89	15838
12/06/2023	at Minnesota	L	65-76	6899
12/10/2023	Michigan St.	W	77-70	14585
12/17/2023	at Kansas St.	W	62-46	10206
12/20/2023	North Dakota	W	83-75	13387
12/29/2023	South Carolina St.	W	91-62	14987
01/03/2024	Indiana	W	86-70	13446
01/06/2024	at Wisconsin	L	72-88	15055
01/09/2024	Purdue	W	88-72	14106
01/12/2024	at Iowa	L	76-94	9670
01/17/2024	at Rutgers	Lot	82-87	8000
01/20/2024	Northwestern	W	75-69	14977
01/23/2024	Ohio St.	W	83-69	14408
01/27/2024	at Maryland	L	51-73	15481
02/01/2024	Wisconsin	Wot	80-72	15318
02/04/2024	at Illinois	Lot	84-87	15544
02/07/2024	at Northwestern	L	68-80	5681
02/10/2024	Michigan	W	79-59	15828
02/17/2024	Penn St.	W	68-49	15751
02/21/2024	at Indiana	W	85-70	17222
02/25/2024	Minnesota	W	73-55	15920
02/29/2024	at Ohio St.	L	69-78	13090
03/03/2024	Rutgers	W	67-56	15854
03/10/2024	at Michigan	W	85-70	11006