



NEBRASKA BASKETBALL

2023-24 GAME NOTES



GAME 34

OPPONENT: VS. TEXAS A&M
DATE: FRIDAY, MARCH 22
TIPOFF: 5:50 P.M. (CENTRAL)
LOCATION: MEMPHIS, TENN.
ARENA: FEDEX FORUM

GAME AT A GLANCE



Nebraska Cornhuskers
2023-24 Record:23-10 (12-8 B1G)
Head Coach: Fred Hoiberg
Record at Nebraska: 63-93 (5th year)
Career Record:..... 178-149 (10th year)



Huskers Radio Network
Play-by-Play: Kent Pavelka
Analyst:..... Jake Muhleisen



Westwood One
Play-by-Play: John Sadak
Analyst:..... Tom Crean



Texas A&M Aggies
2023-24 Record:20-14 (9-9 SEC)
Head Coach: Buzz Williams
Record at School:..... 94-61 (fifth year)
Career Record:..... 347-216 (17th year)



TNT
Play-by-Play:Spero Dedes
Analyst:.....Jim Spanarkel
Sideline:..... Jon Rothstein

ON THE AIR

Radio: Friday's game will be carried on the Huskers Radio Network with Kent Pavelka and Jake Muhleisen on the call, including KLIN (1400 AM) in Lincoln, KXSP (590 AM) in Omaha and KRVN (880 AM) in Lexington. The pregame show begins an hour before tipoff. The audio will not be available online or in the Huskers App.

TV/Online: Friday's game will be on TNT with Spero Dedes, Jim Spanarkel, Jon Rothstein on the call. It will also be available online on the NCAA March Madness App.

NEBRASKA BATTLES TEXAS A&M IN NCAA OPENER FRIDAY EVENING

The Nebraska men's basketball team makes its first NCAA appearance in a decade, as the Huskers are the No. 8 seed in the South Regional. The Huskers (23-10) open tournament action on Friday evening when they face ninth-seeded Texas A&M (20-14). Tipoff is set for 5:50 p.m. (central) and the game will be televised by TNT and carried on the Huskers Radio Network.

Under the direction of Big Ten Coach of the Year Fred Hoiberg, Nebraska's 23 wins are the most since the 1990-91 season and the second-highest total in school history. The Huskers are coming off a Big Ten semifinal appearance, as the Huskers dropped a 98-87 decision to No. 13 Illinois on March 15.

Nebraska features a balanced attack led by All-Big Ten performers Keisei Tominaga and Rienk Mast. Tominaga, a two-time All-Big Ten honoree, leads Nebraska in scoring at 14.9 points per game and has a team-high 71 3-pointers. Mast, a 6-foot-10 junior forward, averages 12.5 points, 7.6 rebounds and 3.0 assists per game in his first season at Nebraska and leads the Huskers in both rebounds and assists. The Huskers feature four players who average double figures in Brice Williams (13.1 ppg, 5.5 rpg) and Juwan Gary (11.7 ppg, 6.2 rpg) and eight players who average at least 18 minutes per contest.

The Huskers average 77.6 points per game to rank fourth in the Big Ten and is NU's highest scoring average since the 1995-96 season. NU leads the Big Ten in 3-pointers per game (9.5/gm) while its 312 3-pointers shattered the previous school mark of 270 set in 2019.

Texas A&M is 20-14 on the season after losing to Florida, 95-90, in the SEC semifinals on Saturday. The Aggies had won five straight before the loss to the Gators, including a 97-87 win over Kentucky in the quarterfinals. Two-time All-SEC guard Wade Taylor IV paces the Aggie attack with 18.9 points and 4.0 points per game, while Tyrence Radford chips in 16.0 points and 6.1 rebounds per game.

The winner of the NU/Texas A&M matchup will face the winner of the game between No. 1 seed Houston and No. 16 seed Longwood on Sunday.

2023-24 SCHEDULE

Date	AP Rk.	Opponent	TV/Online	Time
Nov. 6		Lindenwood	B1G+	W 84-52
Nov. 9		Florida A&M	B1G+	W, 81-54
Nov. 13		Rider (Cornhusker Classic)	BTN	W, 64-50
Nov. 15		Stony Brook (Cornhusker Classic)	B1G+	W, 84-63
Nov. 18		vs. Oregon State	Peacock	W, 84-63
Nov. 22		Duquesne (Cornhusker Classic)	BTN	W, 89-79
Nov. 26		Cal State Fullerton	B1G+	W, 85-72
Dec. 3		No. 15 Creighton	FS1	L, 60-89
Dec. 6		at Minnesota *	BTN	L, 65-76
Dec. 10		Michigan State *	BTN	W, 77-70
Dec. 17		at Kansas State	Big 12 Now (ESPN+)	W, 62-46
Dec. 20		North Dakota	B1G+	W, 83-75
Dec. 29		South Carolina State	B1G+	W, 91-62
Jan. 3		Indiana *	BTN	W, 86-70
Jan. 6		at No. 21 Wisconsin *	BTN	L, 72-88
Jan. 9		No. 1 Purdue *	Peacock	W, 88-72
Jan. 12		at Iowa *	BTN	L, 76-94
Jan. 17		at Rutgers *	BTN	L, 82-87 (OT)
Jan. 20		Northwestern *	BTN	W, 75-69
Jan. 23		Ohio State *	Peacock	W, 83-69
Jan. 27		at Maryland *	BTN	L, 51-73
Feb. 1		No. 6 Wisconsin *	BTN	W, 80-72 (OT)
Feb. 4		at No. 14 Illinois *	BTN	L, 84-87 (OT)
Feb. 7		at Northwestern *	BTN	L, 68-80
Feb. 10		Michigan *	BTN	W, 79-59
Feb. 17		Penn State *	BTN	W, 68-49
Feb. 21		at Indiana *	BTN	W, 85-70
Feb. 25		Minnesota *	BTN	W, 73-55
Feb. 29		at Ohio State *	FS1	L, 69-78
March 3		Rutgers *	BTN	W, 67-56
March 10		at Michigan *	BTN	W, 85-70
March 15		vs. Indiana (BTT)	BTN	W, 93-66
March 16		vs. No. 13 Illinois (BTT)	CBS	L, 87-98
March 22		vs. Texas A&M (NCAA)	TNT	5:50 p.m.
March 24		vs. Houston/Longwood (NCAA)	TBD	TBD

*-Big Ten Conference Game; **Home games** are in red and bold

1990-91

Nebraska's 23 wins are the most since the 1990-91 team set a school record with 26 wins.

2023-24 ROSTER AT A GLANCE

No	Name	Pos.	Ht.	Wt.	Yr.	Hometown	GP/GS	MPG	PPG	RPG	APG	BPG	SPG
0	C.J. Wilcher	G	6-5	214	Jr.	Plainfield, N.J.	32/2	18.1	7.9	1.5	0.9	0.2	0.5
1	Sam Hoiberg	G	6-0	183	So.	Lincoln, Neb.	33/0	19.9	3.5	3.0	1.8	0.1	0.9
2	Ramel Lloyd Jr.	G	6-6	210	RFr.	Woodland Hills, Calif.	-/-						
3	Brice Williams	G	6-7	213	Jr.	Huntersville, N.C.	33/33	29.6	13.1	5.5	2.4	0.6	1.1
4	Juwan Gary	F	6-6	215	Jr.	Columbia, S.C.	27/19	27.1	11.7	6.2	1.2	0.8	1.0
5	Ahron Ulis	G	6-3	190	Jr.	Chicago, Ill.	-/-						
9	Jarron Coleman	G	6-5	213	Sr.	Indianapolis, Ind.	12/0	12.0	2.4	1.7	2.3	0.1	0.3
10	Jamarques Lawrence	G	6-3	182	So.	Plainfield, N.J.	33/23	23.6	6.9	3.2	2.6	0.0	0.8
11	Eli Rice	G	6-8	213	Fr.	Gallatin, Tenn.	17/0	10.0	4.2	1.6	0.4	0.2	0.2
15	Blaise Keita	F	6-11	257	Jr.	Bamako, Republic of Mali	-/-						
21	Matar Diop	F	6-10	213	Fr.	Dakar, Senegal	18/0	3.9	0.9	0.9	0.3	0.2	0.2
24	Jeff Grace	G	6-3	197	So.	Elmhurst, Ill.	15/0	1.4	0.4	0.2	0.1	0.0	0.0
30	Keisei Tominaga	G	6-2	179	Sr.	Moriyama Nagoya Aichi, Japan	31/31	26.0	14.9	2.3	1.4	0.0	0.9
31	Cale Jacobsen	G	6-4	200	Fr.	Ashland, Neb.	19/0	2.8	0.7	0.2	0.3	0.0	0.1
35	Henry Burt	F	6-7	217	Fr.	Omaha, Neb.	7/0	1.4	0.3	0.4	0.0	0.0	0.0
51	Rienk Mast	F	6-10	248	Jr.	Groningen, Netherlands	31/31	29.7	12.5	7.6	3.0	0.5	0.4
53	Josiah Allick	F	6-8	231	Sr.	Lincoln, Neb.	32/26	23.6	7.1	5.3	1.3	0.4	0.6

2023-24 NEBRASKA BASKETBALL ROSTER

No.	VL	Name	Pos.	Ht.	Wt.	Yr.	Hometown	Previous School	X/Twitter	Instagram
0	**	C.J. Wilcher	G	6-5	214	Jr.	Plainfield, N.J.	Xavier	@CJWilcher	cj_wilcher
1	*	Sam Hoiberg	G	6-0	183	So.	Lincoln, Neb.	Pius X	@samhoiberg	samhoiberg
2		Ramel Lloyd Jr.	G	6-6	204	RFr.	Woodland Hills, Calif.	Sierra Canyon	@ramellloyd22	ramellloyd
3		Brice Williams	G	6-7	213	Jr.	Huntersville, N.C.	Charlotte	@bgotit_	blavish
4	*	Juwan Gary	F	6-6	215	Jr.	Columbia, S.C.	Alabama	@takflight24	wanwitdabutter
5		Ahron Ulis	G	6-3	190	Jr.	Chicago, Ill.	Iowa	@AhronUlis	ahron1_
9		Jarron Coleman	G	6-5	213	Sr.	Indianapolis, Ind.	Ball State	@jarron_coleman	front1neboog
10	*	Jamarques Lawrence	G	6-3	183	So.	Plainfield, N.J.	Roselle Catholic	@JLawrence10_	rf.jaymar
11		Eli Rice	G	6-8	213	Fr.	Gallatin, Tenn.	IMG Academy	@iamelirice	iamelirice
15	*	Blaise Keita	F	6-11	257	Jr.	Bamako, Republic of Mali	Coffeyville Community College	@Blaisekeita15	blaise.keita
21		Matar Diop	F	6-10	213	Fr.	Dakar, Senegal	Keystone Athletic Academy	@dmatar832	deerfam_21
24	*	Jeffrey Grace III	G	6-3	197	So.	Elmhurst, Ill.	Arizona State	@JeffreyGraceIII	ig3is23
30	**	Keisei Tominaga	G	6-2	179	Sr.	Moriyama Nagoya Aichi, Japan	Ranger College	@KeiseiTominaga	keisei.kbz30
31		Cale Jacobsen	G	6-4	200	RFr.	Ashland, Neb.	Ashland-Greenwood	@calejacobsen_	calejacobsen_
35		Henry Burt	F	6-7	216	RFr.	Omaha, Neb.	Elkhorn South	@HenryBurt15	henryburt0
51		Rienk Mast	F	6-10	248	Jr.	Groningen, Netherlands	Bradley		rienk_mast
53		Josiah Allick	F	6-8	231	Sr.	Lincoln, Neb.	New Mexico	@allick_josiah	josiahallick

2023-24 NEBRASKA BASKETBALL COACHING STAFF

Head Coach

Fred Hoiberg, fifth season (Iowa State, 1995)

Assistant Coaches

Adam Howard, second season (Western Kentucky, 2008)
 Nate Loenser, third season (Iowa State, 2002)
 Ernie Zeigler, second season (Cleary, 1994)

Support Staff

Director of Men's Basketball Strength & Conditioning: Kurt Joseph
 Dir. of Basketball Strategies & Business Operations: Luca Virgilio
 Assistant Director of Basketball Operations: Sheryl Burbach
 Director of Player Development: Emmanuel Tommy
 Video Coordinator: Michael Bania
 Recruiting Coordinator: Pady Borders
 Graduate Managers: Nihilo Ibarra, Justin Moore, Joey St. Pierre
 Athletic Trainer: Andrew McCabe
 Team Nutritionist: Jake Blattner
 Sports Psychologist: Heather Kiefer
 NAPL Director: Matt Thome
 Equipment Manager: Pat Norris

PRONUNCIATION GUIDE

Name	Pronunciation
Josiah Allick	AL-ick
Matar Diop	MA-tar JOPE (as in hope)
Blaise Keita	Blaze KAY-ta
Juwan Gary	Juh-WAHN
Rienk Mast	RINK
Keisei Tominaga	Kay-say Toe-me-nawga
Ahron Ulis	YOU-liss
C.J. Wilcher	WILL-chur

HUSKERS RADIO NETWORK



KENT PAVELKA

- Is in his 37th season of calling Husker men's basketball
- Called NU basketball for two stretches from 1974-1996 before returning to play-by-play duties full time in 2006-07
- Called his 1,000th Husker basketball game in 2018-19
- Six-time Nebraska Sportscaster of the Year who was inducted into the Nebraska Broadcasters Hall of Fame in 2019



JAKE MUHLEISEN

- Is in his sixth season as full-time color analyst after serving in a part-time basis for five seasons
- Was a four-year starter at guard for Nebraska from 2002-05
- Three-year team captain and started 98 games in his career
- Served as a graduate assistant at Creighton from 2005-07

City	Station	Frequency
Ainsworth	KBRB	1400 AM
Alliance	KCOW	1400 AM
Beatrice	KWBE	1450 AM
Broken Bow	KBBN	95.3 FM
Chadron	KCSR	610 AM
Columbus	KJSK	900 AM
Cozad	KAMI	1580 AM
Fairbury	KGMT	1310 AM
Falls City	KTNC	1230 AM
Fremont	KFMT	105.5 FM
Grand Island	KRGI	1430 AM
Hastings	KHAS	1230 AM
Hastings	KLIQ	94.5 FM
Holdrege	KUVR	1380 AM
Imperial	KADL	102.9 FM
Kearney	KGFV	1340 AM
Lexington	KRVN	880 AM
Lincoln	KLIN	1400 AM
Lincoln	KLIN	99.3 FM
McCook	KSWN	93.9 FM
McCook	KZMC	102.1 FM
Nebraska City	KNCY	1600 AM
Norfolk	KNEN	94.7 FM
North Platte	KODY	1240 AM
Omaha	KXSP	590 AM
Scottsbluff	KNEB	960 AM
Scottsbluff	KNEB	994.1 FM
Sidney	KSID	1340 AM
Superior	KRFS	1600 AM
Superior	KRFS	103.9 FM
Valentine	KVSH	940 AM
West Point	KTIC	840 AM

Also available nationwide on Huskers.com and the Huskers App.

PROBABLE STARTERS VS. TEXAS A&M (BASED ON LAST GAME)



#30 KEISEI TOMINAGA | G | SR. | 6-2 | 179 | MORIYAMA NAGOYA AICHI, JAPAN

2023-24 Averages: PPG: 14.9 | RPG: 2.3 | APG: 1.4

Worth Noting: Second-team All-Big Ten by coaches and third team by media...All-Big Ten Tournament Team... Has 48 career double-figure games, including 17 with 20+ points...Had 18 points vs. No. 13 Illinois in BTT semis...Tallied 23 points and had a career-high five assists in BTT quarterfinal win...Had his second 30-point game of the season at Michigan along with six boards and two steals...Career-high 31 points at No. 14 Illinois, including 5-of-7 from 3-point range...Finished with 14 points and a career-high six boards vs. Northwestern... Totaled 19 points and four assists vs. No. 1 Purdue...Scored 28 points vs. Indiana...Averaged 13.1 ppg while shooting 50% from the field and 40% from 3-point range in 2022-23...Japanese National Team member who helped Japan qualify for 2024 Paris Olympics...Represented Japan in 3x3 basketball in 2021 Tokyo Olympics.

Career Bests: Pts: 31 | Reb: 6 (2x) | Ast: 5 | Stl: 5



#3 BRICE WILLIAMS | G | JR. | 6-7 | 213 | HUNTERVILLE, N.C.

2023-24 Averages: PPG: 13.1 | RPG: 5.5 | APG: 2.4 | SPG: 1.1

Worth Noting: Grad transfer who reached double figures 24 times in 2023-24, including four 20-point games...Comes off back-to-back 23-point efforts in the Big Ten Tournament against Indiana and No. 13 Illinois...Collected a double-double at Northwestern with 13 points and 10 boards...Totaled 17 points and nine boards vs. No. 6 Wisconsin...Led NU with 22 points at Rutgers...Dished out a career high nine assists along with 11 rebounds and nine points vs. No. 1 Purdue...Scored a season-high 25 points vs. Oregon State...Second-team Conference USA pick in 2022-23, averaging 13.8 ppg and 5.3 rpg...MVP of the CBI (16.3 ppg, 7.8 rpg, 3.0 apg)...Father (Henry) scored a school-record 2,382 points at Charlotte and is a member of the school's Hall of Fame.

Career Bests (includes Charlotte): Pts: 32 | Reb: 13 | Ast: 9 | Stl: 4



#4 JUWAN GARY | F | JR. | 6-6 | 215 | COLUMBIA, S.C.

2023-24 Averages: PPG: 11.7 | RPG: 6.2 | APG: 1.2 | SPG: 1.1

Worth Noting: 16 double-figure games this season, including a trio of 20-point efforts...Finished with seven points and six boards before fouling out against No. 13 Illinois in BTT semis...Collected his fifth double-double of '23-24 with 15 points & 11 boards vs. Rutgers...Career-high 22 point effort with eight boards vs. Minnesota...Finished with 12 points and 11 boards at No. 14 Illinois...Grabbed a career-high 18 boards, including 11 offensive caroms, and added 13 points at K-State...Also posted 20-point games vs. MSU and Duquesne...Started 17 games before shoulder surgery in 2022-23...Played in 29 games at Alabama in 2021-22...Helped Crimson Tide to an SEC title and an NCAA Sweet 16 appearance in 2020-21...Ranked No. 64 nationally in the class of 2019 by ESPN (25 ppg, 7 rpg as a senior).

Career Bests (includes Alabama): Pts: 22 | Reb: 18 | Ast: 4 | Bl: 4 | St: 4



#53 JOSIAH ALLICK | F | SR. | 6-8 | 231 | LINCOLN, NEB.

2023-24 Averages: PPG: 7.1 | RPG: 5.3 | APG: 1.3

Worth Noting: 10 double-figure games in '23-24...Finished with six points and seven boards vs. Illinois in BTT semis...Had 15 points on 6-of-6 shooting and five boards at Michigan...Posted first double-double of the year with 10 points and a season-high 12 boards vs. Rutgers...Posted a season-high 16 points and eight boards vs. Michigan...Scored 15 points vs. Northwestern...Spent 2022-23 at New Mexico, averaging 8.4 ppg and 7.3 rpg...Was 2nd in the Mountain West in rebounding...Played three years at UMKC, earning honorable-mention all-Summit League honors in 2020-21...Lincoln native played at North Star HS...His mother (Colleen Ziegelbein), father (Melvin Allick) and late stepfather (Bill Ziegelbein) were collegiate athletes...younger sister (Rebekah) is the starting middle blocker for the NU volleyball team.

Career Bests (includes UMKC/UNM): Pts: 29 | Reb: 18 | Ast: 5 (3x) | Stl: 3 (2x) | Bl: 3 (2x)



#51 RIENK MAST | F | JR. | 6-10 | 248 | GRONINGEN, NETHERLANDS

2023-24 Averages: PPG: 12.5 | RPG: 7.6 | APG: 3.0

Worth Noting: Third-team All-Big Ten (coaches) and honorable-mention (media)...Four 20-point games and 20 double-figure efforts in 2023-24...Leads NU with six double-doubles...Had 15 points and four rebounds vs. No. 13 Illinois in BTT semifinals...Had 14 points and 12 rebounds at OSU...Totaled 11 points and a career-high eight assists vs. Michigan...Finished with 21 points at No. 14 Illinois...Tallied 20 points and eight caroms vs. No. 6 Wisconsin...Career-high 34 points, including 6-of-8 from 3-point range, and 10 boards vs. OSU...Shined at K-State with 19 points and 12 caroms...Posted 20 points and a season-high 16 rebounds against FAMU...Spent the summer with the Netherlands National Team...Earned All-Missouri Valley Conference honors in '22 & '23 at Bradley...First-team All-MVC honors in '22-23, leading Bradley in scoring (13.8 ppg) & rebounding (8.0 rpg).

Career Bests (includes Bradley): Pts: 34 | Reb: 17 | Ast: 8 | Stl: 3 (3x) | Bl: 3 (2x)

NATIONAL POLLS

ASSOCIATED PRESS (MARCH 18)

No	Team (1st)	Record	Points	Prev.
1	UConn (61)	31-3	1549	2
2	Houston (1)	30-4	1460	1
3	Purdue	29-4	1436	3
4	Iowa State	27-7	1342	7
5	North Carolina	27-7	1325	4
6	Tennessee	24-8	1158	5
7	Auburn	27-7	1096	12
8	Marquette	25-9	1082	10
9	Arizona	25-8	1080	6
10	Illinois	26-8	1040	13
11	Creighton	23-9	920	8
12	Kentucky	23-9	866	9
13	Duke	24-8	834	11
14	Baylor	23-10	806	14
15	Saint Mary's	26-7	568	21
16	South Carolina	26-7	527	15
17	Kansas	22-10	445	16
18	Gonzaga	25-7	413	17
19	Alabama	21-11	380	19
20	Utah State	27-6	346	18
21	BYU	23-10	310	20
22	Texas Tech	23-10	205	25
23	Wisconsin	22-13	175	23
24	San Diego State	24-10	158	24
25	Washington State	24-9	138	22

Others receiving votes: New Mexico 134, Florida 120, Nevada 51, NC State 36, James Madison 31, Dayton 27, Drake 26, Oregon 12, Colorado 10, Nebraska 7, Texas 7, Boise St. 6, McNeese St. 6, Clemson 5, Mississippi St. 5, South Florida 3, Colorado St. 3, FAU 2.

USA TODAY COACHES (MARCH 18)

No	Team (1st)	Record	Points	Prev.
1	UConn (32)	31-3	800	2
2	Houston	30-4	752	1
3	Purdue	29-4	740	3
4	Iowa State	27-7	697	8
5	North Carolina	27-7	672	4
6	Tennessee	24-8	595	5
7	Auburn	27-7	573	12
8	Marquette	25-9	560	10
9	Arizona	25-8	544	7
10	Illinois	26-8	508	14
11	Creighton	23-9	506	6
12	Kentucky	23-9	415	9
13	Baylor	23-10	411	13
14	Duke	24-8	400	11
15	Saint Mary's	26-7	297	20
16	Gonzaga	25-7	220	15
17	South Carolina	26-7	218	16
18	Alabama	21-11	197	19
19	Utah State	27-6	193	18
20	Kansas	22-10	188	17
21	BYU	23-10	182	21
22	Texas Tech	23-10	134	23
23	Florida	24-11	130	NR
24	Wisconsin	22-13	110	NR
25	San Diego State	24-10	74	NR

Others receiving votes: New Mexico 68; Washington State 63; James Madison 30; Dayton 30; Nevada 29; Drake 29; Nebraska 12; North Carolina State 11; Colorado 4; Indiana State 2; Boise State 2; Pittsburgh 1; Michigan State 1; McNeese State 1; Grand Canyon 1;

Team	B1G	Pct.	Overall	Pct.
Purdue	17-3	.850	29-4	.879
Illinois	14-6	.700	26-8	.765
Nebraska	12-8	.600	22-9	.710
Northwestern	12-8	.600	21-11	.656
Wisconsin	11-9	.550	22-13	.629
Indiana	10-10	.500	19-13	.594
Michigan State	10-10	.500	19-14	.576
Iowa	10-10	.500	18-14	.562
Ohio State	9-11	.450	20-12	.625
Minnesota	9-11	.450	18-14	.562
Penn State	9-11	.450	16-17	.485
Maryland	7-13	.350	16-17	.485
Rutgers	7-13	.350	15-17	.469
Michigan	3-17	.150	8-24	.250

#-regular-season champions

Upcoming Big Ten Schedule

Date	Contest	Time
March 9	Northwestern 90, Minnesota 66	
March 10	Penn State 85, Maryland 69 Purdue 78, Wisconsin 70 Ohio State 73, Rutgers 51 Nebraska 85, Michigan 70 Illinois 73, Iowa 61 Indiana 65, Michigan State 64	

March 13 Penn State 66, Michigan 57
Maryland 65, Rutgers 51

March 14 Indiana 61, Penn State 59
Wisconsin 87, Maryland 56
Michigan State 77, Minnesota 67
Ohio State 90, Iowa 78

March 15 Purdue 67, Michigan State 62
Wisconsin 70, Northwestern 61
Nebraska 93, Indiana 66
Illinois 77, Ohio State 74

March 16 Wisconsin 76, Purdue 75
Illinois 98, Nebraska 87

March 17 Illinois 93 Wisconsin 87

NCAA First Round

March 21 Michigan State vs. Mississippi State 11:15 a.m.
Illinois vs. Morehead State 3 p.m.

March 22 Northwestern vs. Florida Atlantic 11:15 a.m.
Nebraska vs. Houston 5:50 p.m.
Purdue vs. Montana State 6:25 p.m.
Wisconsin vs. James Madison 8:30 p.m.

NIT First Round

March 19 Cornell at Ohio State 6 p.m.
Kansas State at Iowa 8 p.m.
Minnesota at Butler 8 p.m.

No. 8 Seed Nebraska Cornhuskers

2023-24 Team Statistics (Record: 23-10, 12-8 Big Ten)

Category	Nebraska	OPP
SCORING	2560	2313
Points per game	77.6	70.1
Scoring margin	+7.5	-
FIELD GOALS-ATT	885-1958	819-2065
Field goal pct	.452	.397
3 POINT FG-ATT	312-871	275-862
3-point FG pct	.358	.319
3-pt FG made per game	9.5	8.3
FREE THROWS-ATT	478-634	400-572
Free throw pct	.754	.699
F-Throws made per game	14.5	12.1
REBOUNDS	1252	1228
Rebounds per game	37.9	37.2
Rebounding margin	+0.7	-
ASSISTS	505	432
Assists per game	15.3	13.1
TURNOVERS	367	379
Turnovers per game	11.1	11.5
Turnover margin	+0.4	-
Assist/turnover ratio	1.4	1.1
STEALS	209	206
Steals per game	6.3	6.2
BLOCKS	87	118
Blocks per game	2.6	3.6

No. 9 Seed Texas A&M Aggies

2023-24 Team Statistics (Record: 20-14, 9-9 SEC)

Category	TAMU	OPP
Scoring	2543	2408
Points per game	74.8	70.8
Scoring margin	+4.0	-
Field goals-att	862-2158	837-1970
Field goal pct	.399	.425
3 point fg-att	234-823	300-884
3-point FG pct	.284	.339
3-pt FG made per game	6.9	8.8
Free throws-att	585-825	434-614
Free throw pct	.709	.707
F-Throws made per game	17.2	12.8
Rebounds	1452	1149
Rebounds per game	42.7	33.8
Rebounding margin	+8.9	-
Assists	384	501
Assists per game	11.3	14.7
Turnovers	327	389
Turnovers per game	9.6	11.4
Turnover margin	+1.8	-
Assist/turnover ratio	1.2	1.3
Steals	242	180
Steals per game	7.1	5.3
Blocks	98	181
Blocks per game	2.9	5.3

SCOUTING TEXAS A&M

Texas A&M comes into Friday's NCAA Tournament opener with a 20-14 record after reaching the semifinals of the Southeastern Conference Tournament. The Aggies were tested in non-conference action with wins over Iowa State and Ohio State while suffering close losses to Houston, Florida Atlantic and Houston. The Aggies played some of their best basketball down the stretch, winning five straight games before losing to Florida in the semifinals.

Buzz Williams is in his fifth season at Texas A&M and has guided the Aggies to three straight 20-win seasons and back-to-back NCAA Tournament appearances. Previously, he spent five seasons at Virginia Tech, six seasons at Marquette and one season at New Orleans.

The Aggies' strength is on the glass where Texas A&M ranks seventh nationally in rebounding margin (+8.9 per game) while leading the nation with 17 offensive boards per contest. Andersson Garcia, who began his career at Mississippi State, averages 9.4 rebounds per game to pace the Aggies, but it is a group effort with four players averaging at least five rebounds per contest. Garcia is a member of the SEC All-Defensive Team as he averages 1.3 steals per contest. Wade Taylor IV is the catalyst of the Aggie attack, as he tops the team in scoring (18.9 ppg), assists (4.0 apg) and steals (1.9 spg). Taylor ranks in the top 10 in the SEC in scoring (fourth), steals (fourth) and assists (ninth). Tyrece Radford is the Aggies' other double-figure scorer, as he averages 16.0 points and 6.1 rebounds per game.

Series History: Friday's NCAA opener will mark the 21st meeting between the two programs, but the first since the 2010-11 season. Nebraska leads the

SERIES AT A GLANCE

- All-time: Nebraska leads, 12-8
- In Lincoln: Nebraska leads, 6-3
At Pinnacle Bank Arena: Never Met
- In College Station: Series tied, 4-4
In College Station: Series tied, 4-4
- In Houston: Nebraska leads, 1-0
- In Kansas City: Texas A&M leads, 1-0

Husker-Aggies Superlatives

- Most consecutive wins (year ended): Nebraska 5 (1988-99); Texas A&M 3 (2009-10)
- Most points scored: Nebraska, 97, at Lincoln, Feb. 28, 2001; Texas A&M, 83, at College Station, March 4, 2000
- Highest combined score: 166, Nebraska, 97, Texas A&M, 69, at Lincoln, Feb. 28, 2001
- Biggest winning margin: Nebraska, 32, at Lincoln, Dec. 2, 1987; Texas A&M, 11, two times
- Individual scoring high: Nebraska, 29, Tyronn Lue, at Lincoln, Jan. 11, 1997; Texas A&M, 28, Tony McGinnis, at Lincoln, Dec. 20, 1991

SERIES HISTORY

Date	Site	Rk.	Result	Neb.	TAMU
12-13-69	N	-/-	W	78	69
12-14-86	A	-/-	L	64	66
12-2-87	H	-/-	W	92	60
12-20-91	H	-/-	W	91	68
1-11-97	H	-/-	W	74	72
2-27-98	A	-/-	W	75	58
1-19-99	H	-/-	W	87	68
3-4-00	A	-/-	L(OT)	76	83
2-28-01	H	-/-	W	97	69
2-20-02	A	-/-	W	82	72
1-15-03	H	-/-	L	52	53
2-11-04	A	-/-	W	83	77
1-26-05	H	-/-	W	77	67
2-25-06	A	-/-	L	55	66
2-10-07	H	-/6	L	55	66
2-23-08	A	-/22	W	65	59
2-24-09	H	-/-	L	55	57
1-9-10	A	-/-	L	53	64
3-11-10	N*	-/23	L	64	70
1-29-11	H	-/13	W	57	48

*Phillips 66 Big Eight/Big 12 Championship

CAREER TOTALS VS. TEXAS A&M

Player	GP-GS	Min	Avg FG-FGA	Pct	3FG-FGA	Pct	FT-FTA	Pct	Off	Def	Tot	Avg	PF-FO	A	TO	Blk	Stl	Pts	Avg
Coleman \$	2-1	71-35.5	8-16	.500	6-12	.500	4-4	1.000	1	6	7	3.5	4-0	7	7	1	2	26	13.0
Gary ^	1-0	6-6.0	2-3	.667	0-0	.000	0-0	.000	0	0	0	0.0	1-0	0	0	1	0	4	4.0

^At Alabama; \$at Missouri

CAREER TOTALS AT NCAA TOURNAMENT

Player	GP-GS	Min-Avg	FG-FGA	Pct	3FG-FGA	Pct	FT-FTA	Pct	Off	Def	Tot	Avg	PF-FO	A	TO	Blk	Stl	Pts	Av
Gary	4-1	92-23.0	12-20	.600	1-2	.500	5-10	.500	11	9	20	5.0	10-1	2	1	4	4	30	7.5

9.5

NU tops the Big Ten and ranks 26th nationally with 9.5 3-pointers per game as of March 18. The per game average would match the single-season school record for 3-pointers per game (9.5/gm, 2001-02). The Huskers' 312 3-pointers is a school record (previous, 270 in 2018-19), while the Huskers are 11-4 this season when hitting at least 10 3-pointers in a game.

all-time series, 12-8, while 16 of the 20 matchups came between 1996-97 and 2010-11, when both programs were members of the Big 12 Conference. The last meeting between the two teams was a 57-48 win over No. 13 Texas A&M at the Bob Devaney Sports Center on Jan. 29, 2011. In that game, Jorge Brian Diaz had 16 points to pace three Huskers in double figures, while Nebraska overcame a 31-24 halftime deficit by holding Texas A&M to 17 second-half points on 24 percent shooting.

NEBRASKA'S NCAA TOURNAMENT HISTORY

The 2024 NCAA Tournament marks Nebraska's eighth NCAA Tournament appearance and 27th postseason appearance in school history (eight NAAs, 19 NITs). NU makes its first appearance since the 2013-14 campaign and second since 1998.

The Huskers made their first appearance in 1986 and made four straight appearances in the early 1990s, led by Rich King and Eric Piatkowski. Nebraska returned to the NAAs in 1998 behind NBA first-round pick Tyronn Lue while its most recent appearance came in 2014.

• Fred Hoiberg is the fourth Husker coach to take his team to the NAAs, joining Moe Iba (1986), Danny Nee (1991-92-93-94-98) and Tim Miles (2014). It will be the fifth NCAA appearance of his career, as he guided Iowa State to four straight NAAs between 2012 and 2015. In addition, Hoiberg's grandfather, Jerry Bush, guided Toledo to an appearance in the 1954 NCAA Tournament.

• Junior forward Juwan Gary is the only active Husker with NCAA Tournament experience, as he played in two tournaments in his time at Alabama, including the Crimson Tide's 2021 run to the Sweet 16.

WORTH NOTING

- Nebraska's 23 wins this season are the most by Nebraska since the 1990-91 season. It ranks second on Nebraska's single-season win chart.
- Nebraska has increased its win total in each of the past three years, marking the first time NU has done that since the mid-1960s (1963-64 to 1965-66). According to BTN Research, Nebraska is one of four teams nationally and the only team in a power conference to improve its win total by at least six games in each of the past two seasons (as of March 18). The others are James Madison, Lamar and South Florida.
- In addition, the Huskers have also improved their conference win percentage in each of the past four seasons, culminating with a 12-8 mark in 2023-24.
- Nebraska is one of 23 teams nationally that ranks in the top 50 both in offensive and defensive efficiency in KenPom entering the NCAA Tournament. It marks the first time that Nebraska has been ranked in the top 50 of offensive and defensive efficiency in the KenPom era (1996-97).
- Nebraska has two top-10 wins for the first time since 2013-14 and the sixth time in school history (2023-24, 2013-14, 1993-94, 1991-92, 1990-91 and 1957-58). The 1957-58 team was coached by Jerry Bush, the grandfather of current Husker Head Coach Fred Hoiberg.
- Over the past two seasons, NU has won 21 conference games, the highest two-year total since the 1965-66 and 1966-67 teams won 22 conference tilts. The last two seasons under Fred Hoiberg mark just the fourth time in school history that Nebraska has won 20 or more conference games in a two-year span.
- The Huskers finished the regular season with an 18-1 record inside Pinnacle Bank Arena, setting a single-season mark for home wins in a season. The .947 mark is NU's best home mark by winning percentage since 1965-66. NU went a perfect 10-0 at home in Big Ten play, marking the third time NU has posted an unblemished home conference mark since World War II (also 1965-66, 2017-18). The other seasons with a perfect conference record were between 1908 and 1921.

NCAA Tournament History			
Year	Seed	Opponent	Result
1986	No. 9	Western Kentucky	L, 59-67
1991	No. 3	Xavier	L, 84-89
1992	No. 8	UConn	L, 65-86
1993	No. 10	New Mexico State	L, 79-93
1994	No. 6	Penn	L, 80-90
1998	No. 11	Arkansas	L, 65-74
2014	No. 11	Baylor	L, 60-74

Most Single-Season Wins		
No.	Wins	Year
1.	26	1990-91
2.	23	2023-24
3.	22	2017-18
	22	1982-83
	22	1977-78
	22	1919-20

Season Highlights at a Glance	
•	1st NCAA Tournament appearance since 2014
•	Second in school history in both wins (23) and conference wins (12)
•	Best conference finish (third) since 1992-93
•	14th 20-win season in school history
•	First Big Ten Tournament semifinal appearance
•	School record for home wins (18)
•	First conference quarterfinal win since 2006
•	First win over AP No. 1 team since 1982
•	Two wins over top-10 teams for 6th time in school history (No. 1 Purdue; No. 6 Wisconsin)

Most Conference Wins in Two-Year Span			
No.	Wins	Years (Wins)	
1.	22	1965-66 (12); 1966-67 (10)	
2.	21	2022-23 (9); 2023-24 (12)	
	21	1923-24 (10); 1924-25 (11)	

Most Conference Wins in a Season			
No.	Wins	Year	Conference
1.	13	2017-18	Big Ten
2.	12	2023-24	Big Ten
	12	1965-66	Big Eight
	12	1915-16	Missouri Valley

Best Home Mark by Pct. (min 10 games)			
No.	Season	Record	Pct
1.	1965-66	11-0	1.000
	1920-21	10-0	1.000
	1912-13	10-0	1.000
4.	2023-24	18-1	.947
5.	1982-83	17-1	.944

RECORD AT PINNACLE BANK ARENA

Season	Wins	Losses	Pct.
2013-14	15	1	.938
2014-15	10	6	.625
2015-16	10	8	.556
2016-17	8	8	.500
2017-18	16	1	.941
2018-19	13	5	.722
2019-20	5	11	.313
2020-21	6	9	.400
2021-22	7	11	.368
2022-23	11	4	.733
2023-24	18	1	.947
Totals	119	66	.643

2023-24 MISC. STATS

TEAM LEADERS

Double-Figure Scoring Games: Williams (24); Mast (20); Tominaga (21); Wilcher (12); Gary (16) Lawrence (10); Allick (10); Rice (3); Hoiberg (1)

10+ Rebounding Games: ... Mast (7); Gary (5); Williams (2); Allick (1)

10+ Assist Games: N/A

Double-Doubles: Mast (6); Gary (5); Williams (1); Allick (1)

Triple-Doubles: N/A

20-Point Games: Tominaga (7); Mast (4); Williams (4); Gary (3); Wilcher (1)

30-Point Games: Mast (1); Tominaga (2)

Games Leading NU in Scoring:* Tominaga (12), Mast (6); Wilcher (5); Williams (5); Gary (4); Hoiberg (1); Allick (2); Lawrence (1)

Games Leading NU in Rebounding:* Mast (13); Allick (10); Williams (8); Gary (6); Hoiberg (3); Lawrence (2)

Games Leading NU in Assists:* Lawrence (12); Williams (11); Mast (7); Coleman (3); Tominaga (3); Hoiberg (4); Allick (1);

Games Leading NU in Blocks* Williams (10); Gary (9); Mast (10); Wilcher (3); Hoiberg (2); Allick (6); Coleman (1); Diop (2); Rice (2); None (4)

Games Leading NU in Steals Williams (10); Hoiberg (8); Lawrence (8); Tominaga (6); Gary (7); Wilcher (5); Allick (3); Mast (2); Rice (1)

HUSKER DOUBLE-DOUBLES IN 2023-24

Player	Opponent	Totals
Mast	Florida A&M	20 pts./16 reb.
Mast	Rider	12 pts./13 reb.
Mast	vs. Oregon State	15 pts./13 reb.
Mast	at Kansas State	19 pts./12 reb.
Mast	Ohio State	34 pts./10 reb.
Mast	at Ohio State	14 pts./12 reb.
Gary	vs. Oregon State	12 pts./10 reb.
Gary	at Kansas State	13 pts./18 reb.
Gary	North Dakota	12 pts./12 reb.
Gary	at Illinois	12 pts./11 reb.
Gary	Rutgers	15 pts./11 reb.
Williams	at Northwestern	13 pts./10 reb.
Allick	Rutgers	10 pts./12 reb.

HUSKER DOUBLE-DOUBLES CHART

Player	2023-24	at Neb	Career*
Mast	6	6	26
Allick	1	1	12
Gary	5	6	8
Williams	1	1	5
Keita	0	1	1
Coleman	0	0	2
Totals	12	15	54

25

Nebraska has won 25 straight games when out-rebounding its opponent dating back to Nov. 27, 2022, against Florida State. The Huskers are a perfect 16-0 this season when out-rebounding foes.

2023-24 MBB QUICK FACTS

Location Lincoln, Neb.
 Founded 1869
 Enrollment 23,600 (Fall 2023)
 Nickname Cornhuskers, Huskers
 Colors Scarlet & Cream
 Affiliation NCAA Division I
 Conference Big Ten Conference
 Home Arena Pinnacle Bank Arena
 Capacity/Year Opened 15,000/2013
 Chancellor Rodney Bennett
 Faculty Rep. Scott M. Fuess Jr.
 Interim Director of Athletics Dennis Leblanc
 Athletic Dept. Phone (402) 472-4224
 Assistant A.D./Ticketing Holly Adam
 Ticket Office Phone (402) 472-3111 or 1-800-8BIGRED
 Website Huskers.com

BASKETBALL HISTORY

First year of basketball 1896-97
 Regular-season conference titles (last) 7 (1950)
 Postseason conference titles (last) 1 (1994)
 All-time postseason appearances 27 (including 2024)
 All-time postseason record 24-25
 NCAA Appearances (last) 8 (2024)
 NCAA Record 0-7
 NIT Appearances (last) 19 (2019)
 NIT Record 24-18

BASKETBALL STAFF

Head Coach Fred Hoiberg (5th season)
 Alma Mater (Year) Iowa State (1995)
 Assistant Coaches Adam Howard (2nd season)
 Nate Loenser (3rd season)
 Ernie Zeigler (2nd season)
 Director of Men's Basketball Strength and Conditioning
 Kurt Joseph
 Director of Basketball Strategies & Business Operations
 Luca Virgilio
 Asst. Director of Operations Sheryl Burbach
 Director of Player Development Emmanuel Tommy
 Video Coordinator Michael Bania
 Recruiting Coordinator Padyn Borders
 Graduate Managers Nihilo Ibarra, Justin Moore,
 Joey St. Pierre
 Athletic Trainer Andrew McCabe
 Equipment Manager Pat Norris

2023-24 TEAM INFORMATION

2022-23 Record 16-16 (11-4 H, 4-9 A, 1-3 N)
 Big Ten Record (Finish) 9-11 (t-11th)
 Big Ten Championship 0-1, lost to Minnesota, 78-75
 Postseason None
 Starters Returning/Lost 3/3
 Lettermen Returning/Lost 7/6
 Scholarship Newcomers 7

COMMUNICATIONS INFORMATION

Associate A.D./Communications Keith Mann
 Office Phone (402) 472-2263
 Sr. Assoc. Director/MBB Contact Shamus McKnight
 Office/Cell Phone (402) 472-7772/ (402) 540-0268
 E-Mail smcknight@huskers.com
 Press Row Phone (402) 904-5925
 Communications Mailing Address P.O. Box 880123,
 800 Stadium Drive, Lincoln, NE 68588-0123

22

Nebraska has won 22 straight games dating back to last season when holding an opponent to 70 points or less. This season, NU is 18-0 following the win over Indiana on March 15.

- Nebraska enters the NCAA Tournament averaging 77.6 points per game. It is an increase of nearly nine points per game from last year and NU's highest scoring average since 1995-96 (80.2 ppg). NU's highest average since joining the Big Ten is 73.3 points per game in 2021-22.

NU has climbed from 149th to 36th nationally in offensive efficiency in KenPom as of March 18.

- The Huskers have been one of the most consistent teams in the Big Ten for more than a year. NU is 29-13 over the last 39 games dating back to Feb. 1, 2023, which ranks second only to Purdue in the Big Ten in winning percentage in that span.

- The Huskers are 25-7 under Fred Hoiberg when scoring at least 80 points, including 20-4 over the last three seasons. The 98-87 loss to No. 13 Illinois in the Big Ten Tournament marked the first time in the last three seasons that Nebraska scored 80 or more points and lost in regulation.

- Nebraska enters the NCAA Tournament shooting 75.4 percent from the foul line. It is the Huskers' best season from the charity stripe since the 2011-12 team set a school record with a .766 free throw percentage.

- Nebraska's bench has been productive all season, averaging a Big Ten best 21.9 points per game as of March 18.

- The 2024 season marks the fourth time that both the Husker men and women reached the NCAA Tournament (also 1993, 1998 and 2014). The Husker women are 22-11 heading into their first-round matchup with Texas A&M on Friday night. The 2023-24 season marks the first time that both the Husker men's and women's programs won at least 22 games in the same season. Nebraska is one of 22 programs nationally and just two in the Big Ten - along with Michigan State - to have both their men's and women's teams reach the 2024 NCAA Tournament. Nebraska is one of 12 teams with both teams seeded eighth or higher.

- A few Huskers are approaching milestones heading into Friday's NCAA Tournament opener. **Keisei Tominaga**: Ranks eighth on NU's single-season list with 71 3-pointers and needs eight to move into a tie for sixth place with Tyrone Lue (1998) and Cary Cochran (2001)...he can climb NU's career list as he has 173 and is within striking distance of Brian Conklin (176, seventh) and Erick Strickland (179, sixth)...Tominaga is also three points away from tying Herschell Turner for 30th on NU's career scoring list. **C.J. Wilcher**: With 144 career 3-pointers, he is two 3-pointers from tying Cookie Belcher for 10th on NU's career 3-point chart (146). **Rienk Mast**: Needs 11 points to reach 1,400 points for his career and is six shy of 900 career rebounds.

STREAK BREAKING WITH THE 2023-24 HUSKERS

One theme of the 2023-24 season has been breaking extended losing streaks, and Nebraska can break its most significant one on Friday, as the Huskers look for their first NCAA Tournament win in program history.

- Nebraska's win over No. 1 Purdue on Jan. 9 snapped an 11-game losing streak to No. 1 teams dating back to 1982.

- Nebraska had been winless in the Big Ten quarterfinals before its 93-66 win over Indiana on March 15. It marked the first time NU had advanced to the conference tournament semifinals since 2006.

- Nebraska's win at Michigan on March 10 was the first in program history, as NU was 0-12 all-time in Ann Arbor before the 85-70 win.

- Already this season, NU snapped five losing streaks of at least seven games: Michigan State (11 games); Michigan (eight games); Kansas State (seven games); Indiana (seven games) and Northwestern (seven games).

DEFENSE KEYS LATE-SEASON SURGE

Nebraska's success over the past six weeks has been because of its work on the defensive end of the court.

- Since Feb. 1, Nebraska is third nationally in defensive efficiency according to BartTorvik.com, trailing only Iowa State and Houston in that metric.

- For the season, Nebraska is currently ranked 30th nationally in defensive efficiency in KenPom after ranking 69th (2022-23) and 178th (2021-22).

- The Huskers had held their last 12 opponents to under 43 percent shooting dating back to Jan. 29, before Illinois shot 46 percent in Saturday's loss.

- In Big Ten play, NU held opponents to a league-low .416 shooting percentage, marking the first time that Nebraska has led the Big Ten in field goal defense.

- Nebraska enters the NCAA ranked 10th nationally in field goal defense (.397). It is on track to be NU's best field goal percentage defense since 2010-11 (.387).

More Offensive In 2023-24

Category	22-23	23-24
Record	16-16	23-10
Points per Game	68.0	77.6
FG Pct.	.457	.452
3-Pt Pct.	.326	.358
FT Pct.	.641	.754
3 Pt/Gam	6.7	9.5
KenPom Effic.	149th	36th

Best Records in B1G since Feb. 1, 2023

No.	Team	Record	Pct.
1.	Purdue	37-9	.804
2.	Nebraska	29-13	.690
3.	Illinois	30-15	.667
4.	Northwestern	28-17	.622
5.	Wisconsin	30-20	.600

H/T - barttorvik.com (as of 3/18/24)

Best Single-Season FT Pct.

No.	Year	Pct.
1.	2011-12	.766
2.	1967-68	.765
-	2023-24	.754
3.	1980-81	.750

NU Career Scoring List

No.	Player	Points
28.	Tai Webster	1,116
29.	Cary Cochran	1,081
30.	Herschell Turner	1,056
31.	Keisei Tominaga	1,053

Defensive Strides in B1G Play

Category	First 10	Last 10
Opp PPG	76.8	67.6
Opp FG Pct.	.451	.382
3 Pt Pct.	.403	.290

8

Nebraska is one of eight teams in the country to have at least five 1,000-point scorers on its roster. The group includes Josiah Allick, Jarron Coleman, Rienk Mast, Keisei Tominaga and Brice Williams. St. John's with six is the only program with more 1,000-point scorers (six) on its roster.

A RED LETTER DAY: HUSKERS KNOCK OFF NO. 1 PURDUE

The 88-72 win over No. 1 Purdue on Jan. 9 marked Nebraska's fourth all-time win against a No. 1 team and first since a 67-51 win at Missouri on Feb. 6, 1982.

Program Wins vs. No. 1		
Date	Opponent	Score
3/3/1958	Kansas State	W, 55-48
12/12/1964	Michigan	W, 74-73
2/6/1982	at Missouri	W, 67-51
1/9/2024	Purdue	W, 88-72



- The Huskers' other wins against No. 1 teams came in 1958 (Kansas State) and Michigan (1964).
- Nebraska snapped an 11-game losing streak against AP No. 1 teams dating back to 1982.
- Of Nebraska's four all-time wins against No. 1 teams, Fred Hoiberg's family has been part of two of them. His grandfather, Jerry Bush, coached the Huskers to their 1958 win over No. 1 Kansas State.
- The win over Purdue was NU's 25th all-time win against a top-10 team in program history.
- Nebraska has now beaten at least one top-10 team in each of the past three seasons, the first time that has happened since NU knocked off top-10 teams in four consecutive seasons (1990-91 to 1993-94) under Danny Nee.
- With Nebraska and Creighton both knocking off No. 1 teams, it marks the first time since 2019-20 that two teams from the same state knocked off No. 1 teams (Stephen F. Austin/Duke and Texas Tech/Louisville).
- It's the first time ever that two different schools from the same state beat the number 1 team by 15+ points in the same season.

A COLLECTIVE EFFORT

Nebraska has relied on its depth and a balanced attack with four players averaging double figures and three others averaging at least 6.6 points per contest.

- Nebraska has one player in the top 20 of the Big Ten in scoring (Keisei Tominaga, 15th) but four players averaging between 11.7 and 14.9 points per game.
- Eight players are averaging at least 18 minutes per game while no Husker ranks in the top 25 of the Big Ten in minutes per game. Rienk Mast is the only Husker who averages at least 30 minutes per game.
- The Huskers have battled through injuries during the season, as only four players - Brice Williams, Jamarques Lawrence and Sam Hoiberg - have played in all 33 games this season. Williams is the only Husker who has started every game this season.
- Nine different players reached double figures this season, and the Huskers have had eight different leading scorers.
- Five players have had 20+ points in a game this year, while both Rienk Mast and Keisei Tominaga have posted 30-point contests.
- NU has gotten at least one double-figure effort from its bench in 25 of 33 contests, as Nebraska leads the Big Ten in bench scoring (21.9 ppg).
- The Huskers had a season-best six players in double figures in the win over North Dakota on Dec. 20 and four other games with five double-figure scorers.

TOMINAGA REPEATS AS ALL-BIG TEN

Nebraska features one of college basketball's top shooters in All-Big Ten guard Keisei Tominaga. The senior leads Nebraska in scoring at 14.9 points per game, while topping NU in 3-pointers (71) and shooting 37 percent from long distance and 88 percent from the foul line. He has been in double figures 21 times this season, including seven 20-point efforts and a pair of 30-point contests.

- He is climbing NU's single-season and career 3-point lists. Currently, he is eighth on both the single-season (71) and career charts (173) entering the NCAA Tournament.
- Tominaga also became the 31st Husker to score 1,000 career points at Nebraska, and the first in Fred Hoiberg's five seasons at NU. He enters the NAAs with 1,053 career points at the Division I level. He also scored 962 points in two seasons in junior college.
- He was named to the Big Ten All-Tournament team after averaging 20.5 points, 3.5 assists and 2.5 rebounds per game, including a 23-point, five-assist effort in the quarterfinal win over Indiana.
- Tominaga posted his second 30-point game of the year at Michigan on March 10, finishing with 30 points while tying career highs in field goals (12), 3-pointers (five) and rebounds (six). He had 23 of his 30 points in the first half against the Wolverines.
- After missing the first two games of the year with a sprained ankle, Tominaga went 0-for-3 from the foul line against Stony Brook on Nov. 15. Since then, he is 68-of-75 from the line (.907).

NU Career 3-Point Chart		
No.	Player	3-pointers
5.	Jaron Boone (1993-96)	181
6.	Erick Strickland (1993-96)	179
7.	Brian Conklin (2001-04)	176
8.	Keisei Tominaga (2022-pres.)	173

NU Career 3-Point Chart		
No.	Player	3-pointers
4.	Glynn Watson Jr. (2019)	82
5.	Joe McCray (2005)	80
6.	Cary Cochran (2001)	78
	Tyronn Lue (1998)	78
8.	Keisei Tominaga (2024)	71

Multiple 30-Point Games (Big Ten Era)		
No.	Player	30+ Point Games
1.	James Palmer Jr.	4
2.	Keisei Tominaga	3
	Terry Petteway	3
	Shavon Shields	3
5.	Andrew White II	2

HUSKERS IN THE PROS

A total of 23 former Huskers are playing professionally around the world during the 2023-24 season.

NBA/G LEAGUE

Player (Years at NU)	Team
Dalano Banton (2020-21)	Portland Trail Blazers
Bryce McGowens (2022)	Charlotte Hornets
Isaiah Roby (2017-19)	Westchester Knicks/G League
Trey McGowens (2020-22)	College Park Skyhawks
.....	/G League

HUSKERS PLAYING OVERSEAS

Player (Years at NU)	Country
Sek Henry (2007-10)	Turkey
Caleb Walker (2011-12)	France
Jorge Brian Diaz (2010-12)	Puerto Rico
Ray Gallegos (2010-14)	Mexico
Shavon Shields (2013-16)	Italy
Leslee Smith (2014-15)	England
Tai Webster (2014-17)	Australia
Jack McVeigh (2016-18)	Australia
Anton Gill (2017-18)	Colombia
Glynn Watson Jr. (2016-19)	Germany
James Palmer Jr. (2018-19)	Turkey
Isaac Copeland Jr. (2018-19)	Saudi Arabia
Dachon Burke Jr. (2019-20)	Lithuania
Matej Kavas (2020)	Austria
Thorir Thorbjarnarson (2018-21)	Iceland
Shamiel Stevenson (2020-21)	Hungary
Kobe Webster (2021-22)	Serbia
Lat Mayen (2021-22)	Australia
Alonzo Verge Jr. (2022)	Qatar
Sam Griesel (2023)	Germany
Emmanuel Bandoemel	Denmark



MCGOWENS HELPS USA TO GOLD

Former Nebraska men's basketball player Trey McGowens earned a gold medal this past October, leading Team USA to a gold medal in the FIBA 3x3 U23 World Cup in Lublin, Poland.

McGowens, who played at Nebraska for two seasons (2020-22), was named MVP of the Tournament and named to the Team of the Tournament, as the United States went 7-0. McGowens, who played for the Long Island Nets in the NBA G League last season, led all tournament players with 54 points during the competition.

At Nebraska, McGowens was a two-year starter for the Huskers (2020-22). He averaged 9.2 points, 4.0 rebounds, 2.0 assists and 1.5 steals per game at NU while he was often assigned to the opponent's top perimeter scoring threat.

.939

C.J. Wilcher's free throw percentage this season, as he has hit 31 of 33 from the foul line. Wilcher was a perfect 23-of-23 in Big Ten play and has hit 28 straight free throws dating back to Nov. 9.

NCAA MEDIA SCHEDULE

Communications contacts Shamus McKnight and Keith Mann will be with the team during the NCAA first and second rounds in Memphis. The following is a tentative schedule of scheduled media availabilities.

Wed., March 20		
Team Departure for Memphis		11 a.m.
Thurs., March 21		
Student-Athlete Press Conference	2:05-2:20 p.m.	
Open Locker Room Period	2:05-2:35 p.m.	
Head Coach Fred Hoiberg Press Conference	2:20-2:35 p.m.	
Fri., March 22		
Nebraska vs. Texas A&M	5:50 p.m. (TNT)	
Sat., March 23 (if Win Friday)		
Open Locker Room Period	3:10-3:50 p.m.	
Student-Athlete Press Conference	3:10-3:30 p.m.	
Head Coach Fred Hoiberg Press Conference	3:30-3:50 p.m.	
Sun., March 24		
Nebraska/Texas A&M vs. Houston/Longwood		TBD

NEBRASKA CONTACTS ON SITE

Name	E-mail	Phone
Shamus McKnight	smcknight@huskers.com	(402) 540-0268
Keith Mann	kmann@huskers.com	(402) 540-0274

MEDIA WEBSITE

Media can access Nebraska's media site for headshots, the digital media guide, press conference videos and more.

[Huskers.com/media](https://huskers.com/media)

INTERNATIONAL HUSKERS

NU's roster has had an international flavor in recent seasons and that trend continues in 2023-24. Four Huskers hail from overseas, including Keisei Tominaga (Moriyama Nagoya Aichi, Japan), Matar Diop (Dakar, Senegal), Blaise Keita (Bamako, Mali) and Rienk Mast (Groningen, Netherlands).

NU has had players on its roster from a host of countries under Hoiberg, including Australia, Canada, England, France, Iceland, Lithuania and Slovenia.

HUSKERS IN OVERTIME

- Nebraska is 67-56 all-time in overtime games, including a 1-2 mark this season. NU defeated No.6 Wisconsin and lost at Rutgers and at No. 14 Illinois.
 - Of the 123 overtime games in program history, 22 games have been at least two overtimes, including a trio of 3 OT games and a pair of quadruple overtime contests.
 - The school record for OT games in a season is four set several times, most recently in 2022-23.

2

Rienk Mast became only the second Husker in the last 25 years to post a 30-point, 10-rebound game with his performance against Ohio State on Jan. 24. He joined Aleks Maric, who accomplished the feat four times in his career from 2005 to 2008.

- He posted his fifth 20-point game of the season with 20 points, three assists and three rebounds at Indiana on Feb. 21. Tominaga had 18 of his 20 points in the first half, as Nebraska raced out to a 51-31 lead.
- He had a career-high 31-point effort in an overtime loss at No. 14 Illinois on Feb. 4, which included going 5-of-7 from 3-point range and a perfect 8-of-8 from the foul line.
- Against No. 1 Purdue, Tominaga hit a season-high five 3-pointers as part of a 19-point outburst. In addition, he matched a career high with four assists.
- Tominaga had a 28-point effort against Indiana on Jan. 4, hitting 9-of-15 shots from the field and scoring 18 of his 28 points after halftime.
- He had a perfect shooting performance against Cal State Fullerton on Nov. 26, as he went 5-of-5 from the field, including 3-of-3 from 3-point range, and 4-of-4 from the foul line. Prior to Tominaga, the last player to have at least 15 points on a perfect shooting night was David Rivers at Michigan State on Jan. 13, 2013 (8-8 FG, 1-1 3Pt, 1-1 FT).

MAST ANCHORS HUSKER POST

Rienk Mast has been one of the Big Ten's top transfers this season, earning all-conference recognition, as he averages 12.5 points, 7.6 rebounds and 3.0 assists per game. Mast currently is third in scoring and tops the Huskers in both assists and rebounds.

- Mast is the second straight Husker post player to earn All-Big Ten honors, joining Derrick Walker in 2023. It is the third straight conference honor for Mast, who was a first-team All-Missouri Valley pick in 2022 and 2023.
- According to sports-reference.com, Mast is one of 21 Division I players nationally to average at least 12.5 points, 7.5 rebounds and 2.5 assists per game entering the NCAA Tournament. Mast is the only player in the Big Ten this season and one of five power conference players reaching those plateaus. Over the last five seasons, Mast is one of four players to reach those plateaus, joining Indiana's Trayce Jackson-Davis (2022-23), Ohio State's E.J. Liddell (2021-22) and Michigan State's Xavier Tillman (2019-20).

• Mast's 7.6 rebounds per game rank sixth in the Big Ten and is on track to be the most rebounds per game by a Husker since 2007-08 (Aleks Maric, 10.2).

• His six double-doubles are the most by a Husker since Aleks Maric had 15 during the 2007-08 season, as Mast and Maric are the only Huskers in the last two decades with at least six double-doubles in a season. Mast now has 26 career double-doubles, including his tenure at Bradley.

- Mast posted his fourth 20-point game of the year in the overtime loss at No. 14 Illinois on Feb. 4, finishing with 21 points, including four 3-pointers, and six rebounds.
 - His effort keyed the win over No. 6 Wisconsin on Feb. 1, finishing with 20 points and eight rebounds.
 - He had the best game of his career against Ohio State on Jan. 23, setting highs in points (34), field goals (13) and 3-pointers (six) while adding 10 rebounds, four assists and two blocked shots.
 - His performance against OSU was the first 30-point, 10-rebound game by a Husker since 2008. Mast, Maric and Eric Piatkowski are the only Huskers with 30-point, 10-rebound games in the last 30 years.
 - He keyed Nebraska's upset of No. 1 Purdue with 18 points, including 14 in the first half while helping limit Zach Edey to 15 points.
 - Against Florida A&M on Nov. 9, he became the first Husker in the Big Ten era (2011-12 to present) to have a game with at least 20 points and 15 rebounds, and first since Aleks Maric in 2008.

STEADY WILLIAMS IS MR. DO-IT-ALL FOR BIG RED

Junior Brice Williams has been a rock for the Huskers this season. The 6-foot-7 guard is second on the team in scoring at 13.1 points per game. He ranks in the top three of the team in scoring, rebounding, assists and steals and blocks per game while typically guarding the opponent's top guard.

- He comes into the NCAA Tournament shooting 44 percent from the field, 39 percent from 3-point range and 84 percent from the

Player	PPG	RPG	APG
Walker (2022-23)	13.6	7.1	3.9
Mast (2023-24)	12.5	7.6	3.0

No.	Player	Year	DD
1.	Aleks Maric	2007-08	15
2.	Aleks Maric	2006-07	11
3.	Aleks Maric	2005-06	10
4.	Rienk Mast	2023-24	6

Name	Opponent	Date	Pts.	Reb.
Rienk Mast	FAMU	11/9/23	20	16
Aleks Maric	Missouri	2/13/08	32	16
Aleks Maric	Alabama A&M	11/17/07	21	16
Aleks Maric	Missouri	2/24/07	31	19
Aleks Maric	vs. Houston	12/23/06	21	15
Aleks Maric	at Iowa State	2/15/06	37	16
Kimani Ffriend	Baylor	1/22/00	21	19
Venson Hamilton	Okla. St.	2/17/99	20	15
Mikki Moore	at Nevada	3/18/97	21	15
Eric Piatkowski	Kent	12/5/92	23	16
Eric Piatkowski	E. Wash.	12/21/91	23	15

Category	No.	Tm Rk.
Points/Gm	13.1	2nd
Rebounds/Gm	5.5	3rd
Assists/Gm	2.2	3rd
Steals/Gm	1.1	1st
Block/Gm	0.6	2nd

15.6

Brice Williams is averaging 15.6 points in eight career postseason games (conference tournament and 2023 CBI), well above his career scoring average of 10.2 points per game. Over the last two years, that number jumps to 17.7 after his performance in the 2024 Big Ten Tournament.

1.38

Nebraska's assist-to-turnover ratio this season, which is on pace to be NU's best assist-to-turnover ratio since 1985-86 (1.64).

foul line. He tops NU in both free throws made (110) and attempts (131) and is sixth in the Big Ten in free throw percentage (.840).

- Williams has a team-high 24 double-figure games, including four 20-point efforts. He shined during the Huskers' Big Ten Tournament run averaging 23 points, 4.5 rebounds and 1.5 steals per game, as he posted consecutive 23-point outings against Indiana and No. 13 Illinois.
- Williams posted his first double-double of the year at Northwestern on Feb. 7 with 13 points and 10 boards.
- He keyed NU's comeback over No. 6 Wisconsin on Feb. 1 with 17 points and nine boards, scoring 13 of his 17 in the second half and overtime as Nebraska erased a 19-point deficit.
- Williams had his second 20-point game at Rutgers on Jan. 17 with 22 points, six rebounds and three steals.
- His effort against No. 1 Purdue on Jan. 9 may have been Williams' best all-round effort of the season as he had season bests in assists (nine), rebounds (11) and blocked shots (two).
- His best offensive performance of the year came in NU's win over Oregon State when he had 25 points on 9-of-17 shooting.

GARY RETURNS BETTER THAN EVER

After his 2022-23 season was cut short with a left (non-shooting) shoulder injury that required surgery, Juwan Gary has played the best basketball of his career this season. During his rehab, Gary spent extensive time working on his shooting mechanics and the work has paid off and has expanded his offensive game.

- He is averaging 11.7 points per game on 50 percent shooting. He is second on the team in rebounding (6.2 rpg) and steals (1.0 spg) and leads NU in blocked shots.
- Gary has 16 double-figure games this season after posting 20 in his career entering 2023-24.
- He picked up his fifth double-double of the season in the win over Rutgers on March 3 with 15 points, 11 rebounds and three blocked shots. His five double-doubles is second only to Rienk Mast, who has six.
- He tied or eclipsed his career high in points four times this season, including a trio of 20-point games.
- Gary led Nebraska to a win over Minnesota on Feb. 25 with a career-high 22 points, including a personal best four 3-pointers, and added eight rebounds in the win.
- Gary was dominant in NU's win at Kansas State on Dec. 17 with 13 points and a career-high 18 rebounds, including 11 offensive rebounds. His 18 rebounds broke his previous career high of 11, while his 11 offensive caroms matched the most by a Husker in the Big Ten era and is the second-highest total by a Division I player this season.

Category	2022-23	2023-24
PPG	9.5	11.7
RPG	6.5	6.2
FG Pct.	.438	.496
3-Pt. Pct.	.263	.306
FT. Pct.	.621	.675

No.	Name (School)	Off Reb.	Opponent
1.	Aaron Cash (UT-Arlington)	12	North Texas-Dallas
2.	Juwan Gary (Nebraska)	11	at Kansas State
	Andrew Morgan (North Dakota State)	11	at Western Michigan
	Drew Cisse (Western Illinois)	11	South Dakota
	Drew Cisse (Western Illinois)	11	Lindenwood
	Ernest Udeh (TCU)	11	TAMU-Commerce
	Kalu Anya (Brown)	11	at Cornell

No.	Player	Off Reb.	Opp.	Date
1.	Juwan Gary	11	at Kansas State	12/17/23
	Tanner Borchardt	11	at Illinois	2/2/19
3.	Yvan Ouedraogo	10	Northwestern	3/1/20
4.	Juwan Gary	8	Maine	11/7/22
	Walter Pitchford	8	at Iowa	12/31/13

HUSKER BENCH MAKES MAJOR IMPACT

- Nebraska has relied on its bench during the 2023-24 campaign, as the Huskers have battled through numerous injuries. Currently, the trio of C.J. Wilcher, Jamarques Lawrence and Sam Hoiberg have found ways to make impactful plays, helping Nebraska lead the Big Ten in bench scoring (21.9 ppg).
- Wilcher was a strong contender for Big Ten Sixth Man of the Year and enters the NCAA Tournament averaging 7.9 points per game while shooting 45 percent from the field and 40 percent from 3-point range.
 - He ranks second on the team in 3-pointers and has led NU in scoring five times from the bench, including twice in Big Ten action (at Maryland, Wisconsin).
 - Wilcher has 11 of his 12 double-figure efforts this season off the bench.
 - He had eight double-figure games in Big Ten play, highlighted by a career-high 22 points against No. 6 Wisconsin on Feb. 1. In that game, he single-handedly led NU back scoring 12 of his 16 second-half points in a 20-3 run which nearly wiped out an 18-point deficit.
 - Lawrence has thrived in his new role after moving to the bench on Feb. 7, averaging 9.8 ppg on 56 percent shooting, including 55 percent from 3-point range.
 - He enjoyed a record-setting performance at Indiana on Feb. 21, scoring a career-high 19 points, including 5-of-5 from 3-point range. He became the fourth player in school history to go 5-of-5 from 3-point range in a game, joining Ryan Anderson (at Rutgers, 12/2/06), Brian Conklin (Missouri, 2/7/04) and Cary Cochran (at Missouri, 1/6/01).
 - He tied for team-high honors at Ohio State with 14 points on 5-of-7 shooting and five assists.

DOUBLE-DIGIT RUNS IN 2023-24

Nebraska has totaled 23 double-figure runs this season, including a 20-0 run against Oregon State on Nov. 18.

Run	Opponent	Time (Half)
20-0	vs. Oregon State	10:54-2:51 (1st)
19-0	vs. Indiana (BTT)	2:58 (1st)-18:19 (2nd)
17-0	Rider	10:19-1:30 (2nd)
13-0	Michigan	15:12-10:54 (1st)
13-0	Michigan	8:51-6:38 (1st)
13-0	Duquesne	13:14-9:38 (2nd)
13-0	Purdue	3:17 (1st) -18:21 (2nd)
12-0	at Kansas State	14:45-5:06 (2nd)
12-0	Florida A&M	15:20-11:31 (1st)
12-0	North Dakota	19:00-15:13 (2nd)
12-0	South Carolina State	20:00-14:03 (1st)
12-0	Wisconsin	12:24-10:48 (2nd)
11-0	vs. Indiana (BTT)	10:08-6:17 (1st)
11-0	at Michigan	15:44-13:26 (2nd)
11-0	at Illinois	3:19-0:03 (2nd)
11-0	Purdue	13:11-11:22 (2nd)
11-0	South Carolina State	13:46-9:34 (1st)
11-0	Indiana	3:48 (1st)-19:51 (2nd)
10-0	at Rutgers	14:49-12:25 (1st)
10-0	Lindenwood	6:29-4:07 (1st)
10-0	Florida A&M	6:29-4:27 (1st)
10-0	Florida A&M	0:47 (1st)-16:02 (2nd)
10-0	South Carolina State	6:20-2:37 (1st)

HUSKER COACHING STAFF

- Nate Loenser begins his third season on the Husker staff. He joined the Husker program after spending five seasons with the Chicago Bulls organization. Loenser was an assistant coach for the Bulls under both Fred Hoiberg and Jim Boylan for three seasons. He also served as the Bulls' video coordinator and head coach of the Windy City Bulls. Loenser worked with Hoiberg at Iowa State for two seasons.
- Adam Howard is in his second year on the coaching staff. He was selected to participate in the 2023 TopConnect Basketball Symposium, an event featuring some of the nation's top assistant coaches. Prior to joining the NU staff, he spent four years at South Alabama, helping the program to 75 wins in that span after the program had seven straight losing seasons. In 2021-22, South Alabama won 21 games, the school's highest total since 2008. Howard also coached at Troy, Tennessee, Southern Miss and Morehead State after playing collegiately at Western Kentucky.
- Ernie Zeigler is also in his second year at Nebraska. He joined the NU staff in August of 2022 after spending six years on Ben Howland's staff at Mississippi State. The Bulldogs had four postseason appearances between 2018-22. Zeigler spent six seasons as the head coach at Central Michigan (2007-12) and previously served stints at UCLA, Pittsburgh, Kansas State, Detroit, and Bowling Green.

9

Nine members of the Husker men's basketball team were named to the NU Scholar-Athlete Honor Roll for the fall semester announced on Feb. 22. The group includes Josiah Allick, Henry Burt, Jeffrey Grace III, Sam Hoiberg, Rienk Mast, Eli Rice, Keisei Tominaga, C.J. Wilcher and Brice Williams. Mast was one of 72 Huskers across all sports with a perfect 4.0 GPA.

HUSKER FAMILY TIES

Several members of the 2023-24 Huskers have family members who have played basketball at the college or professional levels. The list is led by Fred Hoiberg, who played in the NBA for a decade after a standout career at Iowa State. In addition, Ramel Lloyd was a Parade All-American who scored over 1,600 points at the college level at Syracuse and Long Beach State, while Henry Williams scored a school-record 2,383 points at Charlotte and his number 34 jersey was retired by the school.

Player	Relative	College (Sport)
Josiah Allick	Rebekah (Sister)	Nebraska (VB)
	Bill Ziegelbein (Stepfather)	Nebraska (FB)
	Colleen Ziegelbein (Mother)	NW Missouri St. (WBB)
	Melvin (Father)	UNLV (Swimming)
Sam Hoiberg	Fred (Father)	Iowa State/NBA (MBB)
	Jack (Brother)	Michigan St./UT-Arlington (MBB)
Keisei Tominaga	Hiroyuki (Father)	Japan National Team (MBB)
Ramel Lloyd Jr.	Ramel Sr. (Father)	Syracuse/Long Beach St. (MBB)
Ahron Ullis	Tyler (Brother)	Kentucky/NBA (MBB)
C.J. Wilcher	Sergio (Father)	Morgan State (MBB)
	Simeon (Brother)	St. John's (MBB)
Brice Williams	Henry (Father)	Charlotte (MBB)

LARGEST COMEBACKS (BIG ERA)

Nebraska matched its largest comeback of the Big Ten era against Wisconsin on Feb. 1, overcoming a 19-point deficit. Here are NU's largest comebacks since joining the Big Ten in 2011-12.

Year	Opponent	Deficit
2012-13	Iowa	19
2023-24	Wisconsin	19
2022-23	Wisconsin	17
2018-19	Iowa	16
2013-14	Indiana	16
2014-15	Omaha	16

HOIBERG'S HUSKER TIES

While Fred Hoiberg grew up in Ames and played his high school (Ames High School) and college basketball (Iowa State) there, he was born in Lincoln and has numerous ties to the city and to the University of Nebraska.

- Fred's father (Eric) and mother (Karen) both earned their undergraduate degrees from Nebraska in 1966. In fact, Eric earned his undergraduate degree, Master's degree, and Ph.D. in sociology from the university.
- His maternal grandfather was former Husker basketball coach Jerry Bush. Known as the "Big Bear of the Coliseum," Bush guided NU from 1955 to 1963, and directed two of the greatest upsets ever – a 43-41 victory over No. 4 Kansas and Wilt Chamberlain, and a 55-48 victory over No. 1 Kansas State and Olympian Bob Boozer during the 1957-58 campaign.
- His paternal grandfather (Otto) received his Master's Degree and Ph.D from Nebraska. He joined the faculty of the University of Nebraska in 1948, where he taught sociology and served as director of the community development program in the University of Nebraska Extension Division.
- Fred's son (Sam) is in his third season on the Husker basketball team after walking on. Fred and Sam are one of 25 father-son duos in Division I this season.

14,597

Nebraska ranks 15th nationally in average attendance, averaging 14,597 fans per game. Nebraska has been ranked in the top 25 nationally in attendance every year since Pinnacle Bank Arena opened in 2013-14, except for 2020-21 when no fans were allowed.

- Hoiberg has become an essential member of the Husker bench, as he is averaging 3.5 points, 1.8 assists, 3.0 rebounds and 0.9 steals per game. He is second on the team with 31 steals and has a 2.5-to-1 assist-to-turnover ratio. In conference play, that number jumped to 3.0-to-1 with 42 assists and just 13 turnovers.
- Hoiberg's value has been evident down the stretch, as he has played 20 or more minutes in six of the past eight games dating back to Feb. 17. In that span, NU is allowing just 67.8 ppg and holding opponents to 38 percent shooting.

FOUR HUSKERS HONORED BY THE BIG TEN

A quartet of Huskers were recognized for their efforts during the 2023-24 season, as the Big Ten Conference announced its annual awards on March 12. Nebraska Head Coach Fred Hoiberg shared Big Ten Coach-of-the-Year honors, while Keisei Tominaga and Rienk Mast earned All-Big Ten recognition. Josiah Allick rounded out the honorees, as he was tabbed as Nebraska's sportsmanship honoree.

It marks the first time in the Big Ten era that Nebraska had multiple players on the top-three teams of conference voting. The last time it occurred for the Huskers was in 1998-99 when Big 12 Player of the Year Venson Hamilton was a first-team honoree, while Cookie Belcher was a third-team selection.

Hoiberg shared the coach-of-the-year honors with Purdue's Matt Painter, as the two tied in voting by both the media and coaches. Hoiberg is the Huskers' first Big Ten Coach of the Year since Tim Miles was tabbed by the conference coaches in 2014 and fifth NU head coach to earn conference accolades. The award marks the second time that Hoiberg has received a coach-of-the-year honor, as he was named Big 12 Co-Coach of the Year in 2012 with Kansas' Bill Self.

Tominaga earned All-Big Ten recognition for the second straight season, as he was a second-team honoree from the coaches and a third-team selection from the media. An honorable-mention pick in 2023, he led Nebraska and ranked among the Big Ten leaders in scoring (15.1, 15th), 3-pointers per game (2.4, fifth) and field goal percentage (.467, ninth), while also shooting 91.7 percent from the line in Big Ten action.

Mast, a third-team honoree by the media and an honorable-mention choice by the media, picks up the third conference honor of his college career as he earned All-Missouri Valley Conference honors in 2022 and 2023. This season, he averaged 11.9 points, 6.8 rebounds and 3.1 assists per game in Big Ten action, ranking among the conference leaders in rebounding (11th), assists (13th), assist-to-turnover ratio (12th) and blocked shots (0.7, 22nd).

NBA COACHES: BACK TO SCHOOL

Fred Hoiberg is one of eight active NCAA coaches to have coached in the NBA, as he spent three-plus seasons with the Chicago Bulls from 2015 to 2018. Hoiberg's 270 regular-season NBA games rank third among the eight former NBA coaches in the collegiate ranks. Hoiberg and Calipari are the only two of the eight in the 2024 NCAA Tournament.

Division I Coaches with NBA Head Coaching Experience

Coach, School	NBA Head Coach, Years
John Calipari, Kentucky	New Jersey, 1996-99
Leonard Hamilton, Florida State	Washington, 2000-01
Fred Hoiberg, Nebraska	Chicago, 2015-18
Eric Musselman, Arkansas	Golden State, 2002-04; Sacramento, 2006-07
Rick Pitino, St. John's	New York, 1987-89; Boston, 1997-2001
Reggie Theus, Bethune-Cookman	Sacramento, 2007-09
Darrell Walker, Arkansas Little Rock	Toronto, 1996-98; Washington, 1999-2000
Mike Woodson, Indiana	Atlanta 2004-2010; New York, 2011-14

TOMINAGA, MAST SPEND SUMMERS WITH NATIONAL TEAMS

A pair of Huskers spent the summer representing their national teams in international events. Rienk Mast represented the Netherlands in the FIBA Olympic Pre-Qualifying Tournament in Turkey, while Keisei Tominaga played for Japan in the FIBA World Cup.

- Mast played in all three games for the Netherlands, averaging 6.0 points, 6.0 rebounds and 1.3 assists per game as the team posted a 1-2 record.
- Tominaga played in all five games for Japan, averaging 11.4 points per game in helping the team qualify for the 2024 Paris Olympics as the highest finishing team from Asia. He was named player of the game in the win over Cape Verde, finishing with 22 points on 8-of-11 shooting from the field, including 6-of-8 from 3-point range.

NCAA Players in 2023 FIBA World Cup

Player	School/Country	GP	MGP	PPG	RPG	APG
Keisei Tominaga	Nebraska/Japan	5	17.9	11.4	1.2	1.4
Zach Edey	Purdue/Canada	5	4.6	3.8	1.4	0.4
Miro Little	Baylor/Finland	5	17.5	5.0	1.8	4.6
Olivier Nkamhoua	Michigan/Finland	5	18.2	8.0	3.8	2.0
Adam Moussa	Tarleton State/Egypt	5	11.8	2.0	0.6	1.4

11

Fred Hoiberg has 11 career wins against top-10 teams and 28 wins over ranked opponents in his collegiate coaching career. This season, NU has wins over No. 1 Purdue and No. 6 Wisconsin.

NEBRASKA BASKETBALL RADIO/TV ROSTER



0 | C.J. WILCHER
Jr. | G | 6-5 | 214



1 | SAM HOIBERG
So. | G | 6-0 | 183



2 | RAMEL LLOYD JR.
RFr. | G | 6-6 | 210



3 | BRICE WILLIAMS
Jr. | G | 6-7 | 213



4 | JUWAN GARY
Jr. | F | 6-6 | 215



5 | AHRON ULIS
Jr. | G | 6-3 | 190



9 | JARRON COLEMAN
Sr. | G | 6-5 | 213



10 | JAMARQUES LAWRENCE
So. | G | 6-3 | 182



11 | ELI RICE
Fr. | G | 6-8 | 213



15 | BLAISE KEITA
Jr. | F | 6-11 | 257



21 | MATAR DIOP
Fr. | F | 6-10 | 213



24 | JEFFREY GRACE III
So. | G | 6-3 | 197



30 | KEISEI TOMINAGA
Sr. | G | 6-2 | 179



31 | CALE JACOBSEN
RFr. | G | 6-4 | 20



35 | HENRY BURT
RFr. | F | 6-7 | 216



51 | RIENK MAST
Jr. | F | 6-10 | 248



53 | JOSIAH ALLICK
Sr. | F | 6-8 | 231



FRED HOIBERG
Head Coach



ADAM HOWARD
Assistant Coach



NATE LOENSER
Assistant Coach



ERNIE ZEIGLER
Assistant Coach




KURT JOSEPH
Director of Men's Basketball Strength & Conditioning



LUCA VIRGILIO
Director of Basketball Strategies & Business Operations



EMMANUEL TOMMY
Director of Player Development



MICHAEL BANIA
Video Coordinator



PADYR BORDERS
Recruiting Coordinator



SHERYL BURBACH
Assistant Director of Basketball Operations



ANDREW MCCABE
Athletic Trainer



PAT NORRIS
Equipment Manager



JAKE BLATTNER
Performance Nutrition Coordinator




MATT THOME
NAPL Director



NIHIHO IBARRA
Graduate Manager



JUSTIN MOORE
Graduate Manager



JOEY ST. PIERRE
Graduate Manager



2023-24
Nebraska Roster



BROADCAST NOTES

2023-24 RECORD
23-10/12-8 Big Ten
#8 Seed - South Regional

LAST GAME
Sun., March 16
vs. No. 14 Illinois..... L, 87-98

UPCOMING GAMES
Fri., March 22
vs. Texas A&M..... 5:50 p.m./TNT

Sun. March 24 (if advance)
vs. Houston/Longwood..... TBD/TBD

HEAD COACH
Fred Hoiberg (Iowa St., 1995)
Nebraska: 63-93 / 5th
Career: 178-149 / 10th

ASSISTANTS
Adam Howard, 2nd season
Nate Loenser, 3rd season
Ernie Zeigler, 2nd season

2023-24 SCHEDULE
NOV
6 Lindenwood..... W, 84-52
9 Florida A&M..... W, 81-54
13 Rider..... W, 64-50
15 Stony Brook..... W, 84-63
18 vs. Oregon State..... W, 84-63
22 Duquesne..... W, 89-79
26 Cal State Fullerton..... W, 85-72

DEC
3 No. 15 Creighton..... L, 60-89
6 at Minnesota*..... L, 65-76
10 Michigan State*..... W, 77-70
17 at Kansas State..... W, 62-46
20 North Dakota..... W, 82-75
29 South Carolina State..... W, 91-62

JAN
3 Indiana*..... W, 86-70
6 at No. 21 Wisconsin*..... L, 72-88
9 No. 1 Purdue*..... W, 88-72
12 at Iowa*..... L, 76-94
17 at Rutgers*..... L, 82-87 (OT)
20 Northwestern*..... W, 75-69
23 Ohio State*..... W, 83-69
27 at Maryland*..... L, 51-73

FEB
1 No. 6 Wisconsin*..... W, 80-72 (OT)
4 at No. 14 Illinois*..... L, 84-87 (OT)
7 at Northwestern*..... L, 68-80
10 Michigan*..... W, 79-59
17 Penn State*..... W, 68-49
21 at Indiana*..... W, 85-70
25 Minnesota*..... W, 73-55
29 at Ohio State*..... L, 69-78

MARCH
3 Rutgers*..... W, 67-56
10 at Michigan*..... W, 85-70
15 vs. Indiana (BTT)..... W, 93-66
16 vs. No. 14 Illinois (BTT)..... L, 87-98
22 vs. Texas A&M (NCAA) 5:50 p.m.
24 vs. TBD..... TBD
*Big Ten Game

C.J. WILCHER (WILL-CHUR) G / 6-5 / 214 / Jr. / Plainfield, N.J.

	GP/GS	PPG	RPG	APG	SPG	FG%	3PT%	FT%
Season	32/2	7.9	1.5	0.9	0.5	.450	.397	.939
B1G	20/0	8.4	1.4	0.9	0.5	.447	.422	1.000
Career	110/29	7.4	1.9	0.9	0.6	.435	.372	.736

Last Game: Did not play vs. Illinois (illness); First game he's missed in 3 seasons at Nebraska
 ◀ Huskers' sixth man who is closing in on top-10 for career 3-pointers w/144 (146th is 10th)
 ◀ Tied career highs in points (22) & 3-pointers (5) vs. No. 6 Wis; 12 double-figure games in 23-24
 ◀ Had 16 points on 4-of-5 shooting (3-of-4 from 3) in 19 minutes vs. No. 1 Purdue
 ◀ Graduated with his degree in child, youth & family studies in December of 2023

CAREER HIGHS	Pts.	Reb.	Assf.	Stls.	Bt.
	22, Two times	6, Three times	4, Three times	3, Two times	2, Two times

SAM HOIBERG G / 6-0 / 183 / So. / Lincoln, Neb.

	GP/GS	PPG	RPG	APG	SPG	FG%	3PT%	FT%
Season	33/0	3.5	3.0	1.7	0.9	.381	.313	.684
B1G	20/0	3.0	3.1	2.0	0.9	.333	.280	.792
Career	54/1	3.7	2.5	1.2	0.8	.438	.343	.742

Last Game: Had seven points, four boards, three assists and two steals vs. No. 13 Illinois
 ◀ Backup guard who has a 2.5-to-1 assist-to-turnover ratio in 23-24; Was less than 1-to-1 in 2022-23
 ◀ Had seven points in a 13-0 1st-half run; added three assists and three steals vs. No. 1 Purdue
 ◀ Led NU with a career-high 15 points and added five rebounds and two assists vs. Lindenwood
 ◀ Sports media and communications major who hosts his own radio show during the season

CAREER HIGHS	Pts.	Reb.	Assf.	Stls.	Bt.
	15, Two times	7, vs. SCSU (12/29/23)	4, Three times	4, vs. Florida A&M (11/9/23)	1, Three times

RAMEL LLOYD JR. G / 6-6 / 210 / Rfr. / Long Beach, Calif.

	GP/GS	PPG	RPG	APG	SPG	FG%	3PT%	FT%
Season	0/0	0.0	0.0	0.0	0.0	.000	.000	.000
B1G	0/0	0.0	0.0	0.0	0.0	.000	.000	.000
Career	0/0	0.0	0.0	0.0	0.0	.000	.000	.000

Last Game: Has not played in 2023-24
 ◀ Redshirt freshman who has battled several injuries and has not played in 2023-24
 ◀ Played in all three games in Spain, averaging 5.7 ppg, 8.0 rpg, and 4.0 apg
 ◀ Top-100 recruit averaged 11.6 ppg, 4.0 rpg and 1.9 apg at Sierra Canyon HS in 2021-22
 ◀ Co-hosts his own radio show with his father during the season

CAREER HIGHS	Pts.	Reb.	Assf.	Stls.	Bt.
	N/A	N/A	N/A	N/A	N/A

BRICE WILLIAMS G / 6-7 / 213 / Jr. / Huntersville, N.C.

	GP/GS	PPG	RPG	APG	SPG	FG%	3PT%	FT%
Season	33/33	13.1	5.5	2.4	1.1	.443	.392	.840
B1G	20/20	12.0	5.7	2.6	1.4	.443	.403	.795
Career	121/60	10.2	4.2	1.3	0.7	.383	.394	.810

Last Game: Tallied 23 points, five rebounds and three assists vs. No. 13 Illinois
 ◀ Averaged 23.0 ppg, 4.5 rpg, 2.0 apg and 1.5 spg in the Big Ten Tournament
 ◀ Season-high 25 points vs. Oregon State; Team-high 24 double-figure games w/4 20-point games
 ◀ 2nd-team All-CUSA pick who averaged 13.8 ppg and 5.3 rpg in helping Charlotte to 2023 CBI title
 ◀ Father (Henry) scored 2,383 points at Charlotte and his No. 34 was retired by the school in 1992

CAREER HIGHS	Pts.	Reb.	Assf.	Stls.	Bt.
	32, vs. UAB (3/4/23)	13, vs. Rice (2/25/23)	9, Purdue (1/9/24)	4, vs. Indiana (1/3/24)	3, Four times

JUWAN GARY (JUH-WAHN) F / 6-6 / 215 / Jr. / Columbia, S.C.

	GP/GS	PPG	RPG	APG	SPG	FG%	3PT%	FT%
Season	27/19	11.7	6.2	1.2	1.0	.496	.306	.675
B1G	17/14	11.5	5.5	1.0	1.1	.507	.292	.653
Career	103/54	7.6	4.5	0.6	0.8	.492	.266	.624

Last Game: Had seven points, six rebounds and two assists against No. 13 Illinois
 ◀ Only active Husker with NCAA Tournament experience (4 GP, 7.5 ppg, .600 Pct., 5.0 rpg, 1.0 bpg, 1.0 spg)
 ◀ Led NU with a career-high 22 points vs. Minn., including 4-of-7 from 3-point range, and eight boards
 ◀ Returned after suffering season-ending injury in Jan. after averaging 9.5 ppg and 6.5 rpg in 17 games
 ◀ Played two seasons at Alabama, helping Crimson Tide to SEC title and NCAA Sweet 16 in 2020-21

CAREER HIGHS	Pts.	Reb.	Assf.	Stls.	Bt.
	22, Minnesota (2/25/24)	18, at K-State (12/17/23)	3, vs. Florida State (11/27/22)	4, at Kansas St. (12/17/22)	3, Two times

JARRON "BOOGIE" COLEMAN G / 6-5 / 213 / Sr. / Indianapolis, Ind.

	GP/GS	PPG	RPG	APG	SPG	FG%	3PT%	FT%
Season	12/0	2.4	1.7	2.3	0.3	.250	.182	.636
B1G	2/0	0.0	0.0	0.0	0.0	.000	.000	.000
Career	117/86	10.2	4.2	3.1	0.9	.398	.337	.728

Last Game: Did not play vs. No. 13 Illinois
 ◀ Tallied eight points and six assists in the win over South Carolina State
 ◀ Earned second-team All-MAC honors in 2022-23, averaging 14.3 ppg, 4.9 rpg and 3.8 apg
 ◀ Started 21 games at Missouri in 2021-22, averaging 8.6 ppg with a team-high 86 assists
 ◀ Was 2019-20 MAC Freshman of the Year (9.3 ppg, 4.8 rpg, 2.9 apg)

CAREER HIGHS	Pts.	Reb.	Assf.	Stls.	Bt.
	33, vs. Toledo (3/11/21)	13, at Ole Miss (1/18/22)	8, Four times	4, vs. Indiana (1/3/24)	2, Three times

JAMARQUES LAWRENCE G / 6-3 / 182 / So. / Plainfield, N.J.

	GP/GS	PPG	RPG	APG	SPG	FG%	3PT%	FT%
Season	33/23	6.9	3.2	2.5	0.8	.421	.364	.750
B1G	20/12	7.0	3.1	2.5	0.9	.442	.414	.842
Career	61/35	6.0	2.7	1.8	0.6	.415	.368	.600

Last Game: Nine points, two boards, two assists and two steals vs. Illinois.
 ◀ 10 double-figure games, including five in the last 10 contests dating back to Feb. 7
 ◀ Totaled 13 points on 5-of-6 shooting in the Big Ten quarterfinals vs. Indiana
 ◀ Career-high 19 points (6-8 FG, 5-5 from 3), six boards and five assists at Indiana
 ◀ Played in 28 games, including 12 starts as a freshman, averaging 5.0 points, 2.2 rebounds per game

CAREER HIGHS	Pts.	Reb.	Assf.	Stls.	Bt.
	19, at Indiana (2/24/24)	9, vs. Penn St. (2/5/23)	6, Two times	4, vs. Indiana (1/3/24)	1, Four times

ELI RICE F / 6-8 / 213 / Fr. / Gallatin, Tenn.

	GP/GS	PPG	RPG	APG	SPG	FG%	3PT%	FT%
Season	17/0	4.2	1.6	0.4	0.2	.413	.370	.719
B1G	8/0	3.9	1.9	0.4	0.1	.529	.429	.833
Career	17/0	4.2	1.6	0.4	0.2	.413	.370	.719

Last Game: Did not play vs. Michigan; Missed NU's last 12 contests since Feb. 1 with ankle injury
 ◀ Came off the bench for 11 points on 4-of-7 shooting and four boards at Iowa
 ◀ Finished with 16 points, including 3-of-6 from 3-point range, and four boards against FAMU
 ◀ Played at IMG Academy in '22-23, averaging 19 points and seven rebounds per game
 ◀ Was an all-state pick at Beech (Tenn.) High School in 2021-22, averaging 17.2 ppg and 7.1 rpg

CAREER HIGHS	Pts.	Reb.	Assf.	Stls.	Bt.
	16, vs. Florida A&M (11/9/23)	5, vs. Lindenwood (11/6/23)	1, Two times	2, vs. SCSU (12/29/23)	1, Two times

MATAR DIOP (MA-TAR JOPE [AS IN HOPE]) F / 6-10 / 213 / Fr. / Dakar, Senegal

	GP/GS	PPG	RPG	APG	SPG	FG%	3PT%	FT%
Season	18/0	0.9	0.9	0.3	0.2	.500	.500	.333
B1G	9/0	0.6	0.2	0.2	0.0	.667	1.000	.000
Career	18/0	0.9	0.9	0.3	0.2	.500	.500	.333

Last Game: Totaled two points and a rebound in five minutes vs. No. 13 Illinois
 ◀ Grabbed four rebounds and had two steals in 20 minutes vs. South Carolina State
 ◀ Has a 7-foot-2 wingspan and provides the Huskers with interior size and athleticism
 ◀ Played at Keystone Athletic Academy in 2022-23, averaging 13 points and 13 rebounds per game
 ◀ Product of NBA Academy Africa who picked up the sport as a teenager

CAREER HIGHS	Pts.	Reb.	Assf.	St.	Bt.
	3, Two times	4, vs. SCSU (12/29/23)	1, Three times	4, vs. SCSU (12/29/23)	1, Three times

KEISEI TOMINAGA (KAY-SAY TOE-ME-NAWGA) G / 6-2 / 179 / Sr. / Moriyama Nagoya Aichi, Japan

	GP/GS	PPG	RPG	APG	SPG	FG%	3PT%	FT%
Season	31/31	14.9	2.3	1.4	0.9	.468	.372	.872
B1G	20/20	15.1	2.1	1.4	0.7	.467	.382	.917
Career	93/56	11.3	1.8	0.9	0.8	.463	.372	.867

Last Game: Totaled 18 points and two assists vs. No. 13 Illinois; 21st double-figure game in '23-24
 ◀ Scored career-high 31 points (5-of-7 from 3) at No. 14 Illinois; one of three career 30-pt games
 ◀ Finished with 30 points, including five 3-pointers, and six boards at Michigan
 ◀ Played for Japanese National Team, averaging 11.4 ppg in helping Japan qualify for the 2024 Olympics
 ◀ Spent two years at Ranger College, earning All-America honors in 2020-21 (16.3 ppg, 3.4/3/gm)

CAREER HIGHS	Pts.	Reb.	Assf.	Stls.	Bt.
	31, at Illinois (2/4/24)	6, vs. N'Western (1/20/24)	4, Two times	5, at K-State (12/17/23)	1, Three times

CALE JACOBSEN G / 6-4 / 200 / Rfr. / Ashland, Neb.

	GP/GS	PPG	RPG	APG	SPG	FG%	3PT%	FT%
Season	19/0	0.7	0.2	0.3	0.1	.500	.333	.500
B1G	11/0	0.2	0.0	0.2	0.0	1.000	.000	.000
Career	19/0	0.7	0.2	0.3	0.1	.500	.333	.500

Last Game: Did not play against No. 13 Illinois
 ◀ Set career bests in points (four) and rebounds (two) vs. South Carolina State
 ◀ Walk-on who had first three career points and an assist in five minutes vs. FAMU
 ◀ Averaged 17.9 ppg, 6.1 apg, 5.8 rpg as a senior in leading Ashland-Greenwood to a state title
 ◀ Multi-sport athlete who also played quarterback and wide receiver during high school career

CAREER HIGHS	Pts.	Reb.	Assf.	Stls.	Bt.
	4, vs. SCSU (12/29/23)	2, vs. SCSU (12/29/23)	1, Three times	1, vs. Lindenwood (11/6/23)	N/A

RIENK MAST (RINK) F / 6-10 / 248 / Jr. / Groningen, Netherlands

	GP/GS	PPG	RPG	APG	SPG	FG%	3PT%	FT%
Season	31/31	12.5	7.6	3.0	0.4	.432	.342	.833
B1G	20/20	11.9	6.8	3.1	0.6	.423	.338	.788
Career	119/110	11.7	7.5	2.1	0.5	.476	.333	.747

Last Game: Finished with 15 points and four rebounds vs. Illinois in BT Semifinals
 ◀ Has a team-high six double-doubles (most by Husker since 2008); 20 double-figure games
 ◀ Career high 34 points (13-of-17; 6-8 from 3), 10 boards and four assists vs. OSU
 ◀ Keyed win over No. 1 Purdue with 18 points, four rebounds and three assists
 ◀ Was first Husker with 20/15 game since '08 with 20 points and 16 rebounds vs. FAMU

CAREER HIGHS	Pts.	Reb.	Assf.	Stls.	Bt.
	34, vs. OSU (1/23/24)	17, vs. UIC (12/31/22)	6, Two times	3, Four times	3, Two times

JOSIAH ALLICK (AL-ICK) F / 6-8 / 231 / Sr. / Lincoln, Neb.

	GP/GS	PPG	RPG	APG	SPG	FG%	3PT%	FT%
Season	32/26	7.1	5.3	1.3	0.6	.550	.364	.637
B1G	19/14	7.0	4.8	1.3	0.5	.588	.500	.589
Career	135/110	9.1	5.7	1.1	0.6	.551	.297	.642

Last Game: Totaled six points and seven rebounds vs. No. 13 Illinois; 8.3 rpg over last four games
 ◀ 10 double-figure games in 23-24; season-high 16 points and eight boards vs. Michigan on Feb. 10
 ◀ Posted first double-double of year w/10 points and season-high 12 boards vs. Rutgers
 ◀ Lincoln native who is a grad transfer from New Mexico and spent three years at UMKC
 ◀ Helped New Mexico to a 22-12 record in 2022-23, 8.4 ppg on 56% shooting and 7.2 rpg

CAREER HIGHS	Pts.	Reb.	Assf.	Stls.	Bt.
	29, vs. Greenville (11/27/20)	18, vs. Boise St. (1/20/23)	5, Three times	3, Two times	3, Two times

AHRON ULIS (YOU-LISS) G / 6-3 / 190 / Jr. / Chicago, Ill.

	GP/GS	PPG	RPG	APG	SPG	FG%	3PT%	FT%
Season	0/0	0.0	0.0	0.0	0.0	.000	.000	.000
B1G	0/0							

NEBRASKA HEAD COACH FRED HOIBERG

NEBRASKA (2019-PRESENT)

- Hired as Nebraska's 28th men's basketball coach on March 30, 2019, a position his grandfather (Jerry Bush) held for nine seasons from 1954 to 1963.
- Shared Big Ten Coach of the Year by both the coaches and media in 2024
- Coached Nebraska to a third-place finish in the Big Ten in 2023-24, the highest conference finish by NU since 1992-93
- Guided Nebraska to its first NCAA Tournament appearance since 2014
- Is the only coach in school history with two road wins against top-10 teams
- Led Nebraska to its fourth win over a No. 1 team in school history and first time since 1982 (1/9/24 vs. No. 1 Purdue)
- Guided Nebraska to three consecutive road wins over ranked opponents (No. 23 Ohio State and No. 10 Wisconsin in 2021-22 and No. 7 Creighton in 2022-23) for the first time in school history
- Had NBA Draft Picks in both 2021 (Dalano Banton) and 2022 (Bryce McGowens) and has produced 12 players who have reached the NBA

CHICAGO BULLS (2015-18)

- Coached the Chicago Bulls for three-plus seasons, posting a 115-155 record.
- Became just the fifth coach in franchise history to post a winning record in his debut season.
- Took the Bulls to the 2017 NBA Playoffs where they won the first two games against the top-seeded Boston Celtics, as the Bulls were the first No. 8 seed to take a 2-0 lead against a No. 1 seed since 1993.
- Was the fifth coach in NBA history to have each of his first two career playoff victories come on the road.

IOWA STATE (2010-15)

- Served as head coach at his alma mater for five seasons, posting a 115-56 record, which is the top winning percentage in school history (.673).
- Led the Cyclones to four straight NCAA Tournament appearances - a program record - while his 115 wins were the most in a five-year stretch in school history.
- Guided Iowa State to back-to-back Big 12 Tournament titles in 2014 and 2015.
- Produced four All-Americans, 12 All-Big 12 honorees and 10 players who played in the NBA.
- Named Big 12 Coach of the Year in 2012, as the Cyclones went from three conference wins to 12 in one season.
- Won 28 games and reached the NCAA Sweet 16 in 2014.
- Led the Big 12 in scoring offense in two of his last four seasons and topped the conference in 3-pointers four times in five years.

MINNESOTA TIMBERWOLVES (2005-10)

- Served as Vice President of Basketball Operations in 2009-10, overseeing the day-to-day operations of basketball programs including college and pro scouting, salary cap management and NBA Draft preparations.
- Was the Assistant General Manager for three seasons, helping the Timberwolves orchestrate a draft-day trade for five-time all-star Kevin Love in 2008.

AS AN NBA PLAYER (1995-2005)

- Spent 10 years in the NBA with the Indiana Pacers (four seasons), Chicago Bulls (four seasons) and Minnesota Timberwolves (two seasons) after being selected in the second round of the 1995 NBA Draft.
- Was a member of three NBA Playoff Teams, including a Timberwolves team that reached the 2004 Western Conference Finals.
- Shot 40 percent from 3-point range during his career and led the NBA in 3-point shooting in his final season (48.3, 2004-05).
- Ended his NBA career abruptly at the age of 33 after undergoing open-heart surgery to repair an aneurysm in his aortic root.

AS A PLAYER AT IOWA STATE (1991-95)

- Started all four seasons at Iowa State, averaging 15.8 points, 6.9 rebounds, 2.8 assists and 1.6 steals per game in his collegiate career.
- His No. 32 was retired by Iowa State in 1997 and Hoiberg is a member of the Iowa State Hall of Fame.
- Garnered third-team All-America honors as a senior in 1994-95, averaging 19.9 points per game to help the Cyclones win a then-school-record 23 games and was named Big Eight Co-Male Athlete of the Year in 1995.
- Two-time Academic All-American who was inducted into the CSC Academic Hall of Fame in 2016.



FRED HOIBERG'S COLLEGIATE COACHING RECORD

Year	School	Overall Record	Pct.	Conf. Record	Pct	Conf. Finish	Postseason
2010-11	Iowa State	16-16	.500	3-13	.188	12th	None
2011-12	Iowa State	23-11	.676	12-6	.677	T-3rd	NCAA Third Round
2012-13	Iowa State	23-12	.657	11-7	.611	T-4th	NCAA Third Round
2013-14	Iowa State	28-8	.778	11-7	.611	T-3rd	NCAA Sweet 16
2014-15	Iowa State	25-9	.735	12-6	.677	T-2nd	NCAA Second Round
2019-20	Nebraska	7-25	.219	2-18	.100	14th	None
2020-21	Nebraska	7-20	.259	3-16	.158	14th	None
2021-22	Nebraska	10-22	.313	4-16	.200	T-13th	None
2022-23	Nebraska	16-16	.500	9-11	.450	T-11th	None
2023-24	Nebraska	23-10	.697	12-8	.600	T-3rd	NCAA Tournament
Totals		178-149	.544	79-108	.422		

THE LAST TIME...

Nebraska Team

Ranked in the top 5 (AP Poll) Never Happened
 Ranked in the top 10 (AP Poll) March 1, 1966
 Ranked in the top 20 (AP Poll) Jan. 2, 1995
 Ranked in the top 25 (AP Poll) Dec. 31, 2018 (No. 24)
 Ranked in the top 25 (USA Today Coaches Poll) Dec. 31, 2018 (No. 23)

Played AP Poll No. 1 ranked team def. No. 1 Purdue (88-72), 1/9/2024
 Defeated AP Poll No. 1 ranked team def. No. 1 Purdue (88-72), 1/9/2024
 Played AP Poll No. 2 ranked team lost at No. 2 Michigan (47-62), 1/9/13
 Defeated AP Poll No. 2 ranked team vs. No. 2 Oklahoma State (85-69), 2/5/1992
 Played Team Ranked 1-5 by AP def. No. 1 Purdue (88-72), 1/9/2024
 Defeated Team Ranked 1-5 by AP def. No. 1 Purdue (88-72), 1/9/2024
 Played Team Ranked 6-10 by AP won vs. No. 6 Wisconsin (80-72, OT), 2/1/2023
 Defeated Team Ranked 6-10 by AP vs. No. 6 Wisconsin (80-72, OT), 2/1/2023
 Defeated Team Ranked 11-25 by AP at No. 23 Ohio State (78-70), 3/1/2022
 Defeated Team Ranked 1-10 by AP on Road at No. 7 Creighton (63-53), 12/4/2022
 Defeated Ranked Team by AP on Road at No. 7 Creighton (63-53), 12/4/2022

Scored 100 or more points 100; at NC State, 12/1/2021
 Scored 90 or more points 93; vs. Indiana (BTT), 3/15/2024
 Scored 80 or more points 87; vs. Illinois (BTT), 3/16/2024
 Scored less than 50 points 48; Wisconsin, 2/10/2021
 Scored less than 40 points 38; at Oregon, 12/15/2012
 Shot 75% from the field 750; vs. Nebraska-Omaha (42-56), 1/25/1988 \$
 Shot 70% from the field 723; vs. UNC Wilmington (34-47), 12/5/1997
 Shot 60% from the field 628; vs. Northwestern (27-43), 2/3/2015

Made 50 or more free throws Never Happened
 Made 40 or more free throws 43; vs. Texas (43-59), 1/3/1996 - \$
 Made 30 or more free throws 37; vs. UTSA (37-50), 12/20/2017
 Made 25 or more free throws 28; vs. Duquesne (28-31), 11/22/2023
 Attempted 60 or more free throws 60; vs. Kansas State (36-60), 1/11/1954 - \$
 Attempted 50 or more free throws 50; vs. UTSA (37-50), 12/20/2017
 Attempted 40 or more free throws 50; vs. UTSA (37-50), 12/20/2017
 Attempted 30 or more free throws 32; South Carolina State (24-32), 12/29/2023
 Shot 100% from the foul line (min 10 att.) 1.000; at Illinois (14-14), 2/4/2024
 Shot 95% from the foul line (min 10 att.) 1.000; at Illinois (14-14), 2/4/2024
 Shot 90% from the foul line (min 10 att.) 909; vs. Penn State (10-11), 2/17/2024
 Shot 90% from the foul line (min 20 att.) 950; vs. Cal State Fullerton (19-20), 11/26/2023

Made 20 or more 3-pointers Never Happened
 Made 15 or more 3-pointers 15; Kennesaw State (15-29), 12/22/2021
 Made 10 or more 3-pointers 14; vs. Indiana (14-32), 3/15/2024
 Made 0 3-pointers 0; vs. Jacksonville State (0-5), 12/18/2012
 Held Opponent to 0 3-pointers 0; Southeastern Louisiana, 11/22/2015
 Attempted 40 or more 3-pointers 41; vs. Nevada (9-41), 11/26/2020 \$
 Attempted 30 or more 3-pointers 32; vs. Indiana (BTT) (14-32), 3/15/2024
 Attempted 20 or more 3-pointers 27; vs. Illinois (BTT) (8-27), 3/16/2024
 Shot 75% from 3-point range (min. 10 att.) 750; vs. UT-Pan American (9-12), 12/2/2009 - \$
 Shot 60% from 3-point range (min. 20 att.) 609; Purdue (14-23), 1/9/24
 Shot 60% from 3-point range (min. 10 att.) 609; Purdue (14-23), 1/9/24
 Shot 50% from 3-point range (min. 20 att.) 538 vs. Ohio State (14-26), 1/23/2024
 Shot 50% from 3-point range (min. 10 att.) 538 vs. Ohio State (14-26), 1/23/2024

Had 60 or more rebounds 60; vs. Oral Roberts, 12/22/1999
 Had 50 or more rebounds 50; South Carolina State, 12/29/2023

Had 30 or more assists 35; vs. Northeastern Illinois, 12/21/1994
 Had 25 or more assists 25; vs. Doane, 12/17/2020
 Had 20 or more assists 20; vs. Indiana, 3/15/2024
 Had 15 or more assists 20; vs. Indiana, 3/15/2024

Had 20 or more steals 23; vs. Texas Tech, 3/4/1999 - \$
 Had 15 or more steals 15; Indiana, 1/3/2024
 Had 10 or more steals 15; Indiana, 1/3/2024

Had 15 or more blocked shots 15; vs. Coppin State, Dec. 6, 1996 - \$
 Had 10 or more blocked shots 14; at Northwestern, 1/2/2018

Had 30 or more turnovers 31; at Creighton, 12/11/2005
 Had 20 or more turnovers 20; South Carolina State, 12/29/2023
 Had 5 or less turnovers 2; vs. Duquesne, 11/22/2023 - #

Nebraska Player...

Had 20 or more points: 23, Brice Williams vs. Indiana (BTT), 3/15/2024
 Had 25 or more points: 30; Keisei Tominaga Michigan, 3/10/2024
 Had 30 or more points: 30; Keisei Tominaga Michigan, 3/10/2024
 Had 40 or more points: 41; Teddy Allen vs. Penn State, 2/23/2021
 Had 20 or more points in a half: 23; Keisei Tominaga Michigan, 3/10/2024

Had No Player in Double Figures: vs. Ohio State, 1/21/2012
 Had Five Players with 10 or more points Northwestern, 1/20/2024
 Allick (15); Tominaga (14); Williams (12); Wilcher (10); Lawrence (10)
 Had Six Players with 10 or more points North Dakota, 12/20/2023
 Wilcher (16); Lawrence (14); Tominaga (14); Williams (12); Gary (12); Allick (10)
 Two Huskers with 20 or more points, same game: vs. Indiana, 3/15/2024
 Keisei Tominaga (23); Brice Williams (23)
 Two Huskers with 25 or more points, same game: vs. Western Illinois, 11/9/21
 Alonzo Verge Jr. (26), Bryce McGowens (25)
 Three Huskers with 20 or more points, same game: Iowa, 3/10/2019
 James Palmer Jr. (30), Glynn Watson Jr. (23), Isaiah Roby (23)
 Two Huskers with 30 or more points, same game: vs. Oregon, 11/25/1995
 Tyronn Lue (30) & Jaron Boone (30) - only time in school history

Had 10 or more rebounds: 12; Josiah Allick and 11; Juwan Gary vs. Rutgers, 3/3/24
 Had 15 or more rebounds: 18; Juwan Gary at Kansas State, 12/17/2023
 Had 20 or more rebounds: 21, Kimani Ffriend vs. Oral Roberts, 12/22/1999
 Had 25 or more rebounds: 26, Bill Johnson vs. Iowa State, 1/4/1954 - \$
 Two Huskers with 10 or more rebounds, same game: at Kansas State, 12/17/2023
 (Juwan Gary-18; Rienk Mast-12)
 Three Huskers with 10 or more rebounds, same game: vs. Texas Tech, 1/19/2000
 (Steffon Bradford 16; Kimani Ffriend 12; Louis Truscott 11)

Had 5 or more 3-pointers: 5; Keisei Tominaga at Michigan (5-8), 3/10/2024
 Had 6 or more 3-pointers: 6; Rienk Mast vs. Ohio State (6-8), 1/23/2024
 Had 7 or more 3-pointers: 7; Kobe Webster at Northwestern (7-12), 3/7/2021
 Had 8 or more 3-pointers: 8; Cary Cochran, vs. Baylor (8-13), 2/27/2002 - \$

Had 5 or more assists: 7; Rienk Mast vs. Indiana, 3/15/2024
 Had 10 or more assists: 11; Alonzo Verge Jr. at Ohio State, 3/1/2022
 Had 15 or more assists: 15; Charles Richardson vs. Rutgers, 12/2/2006
 Had 18 or more assists: 18; Brian Carr, at Evansville, 1/3/1985 - \$

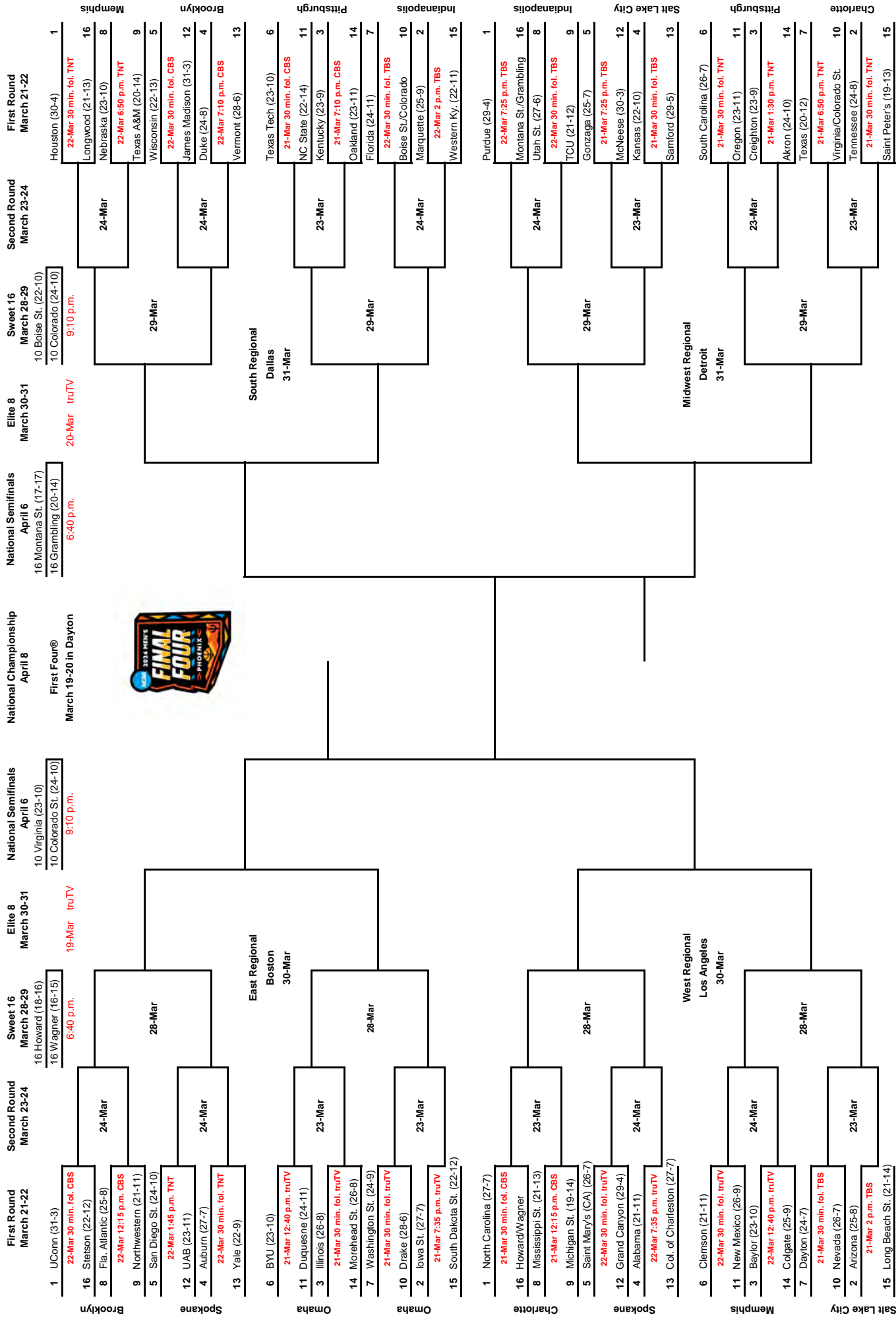
Had 5 or more blocked shots: 5; Isaiah Roby vs. Northwestern, 2/16/2019
 Had 6 or more blocked shots: 6; Isaiah Roby vs. Eastern Illinois, 11/11/2017
 Had 7 or more blocked shots: 7; John Turek vs. Colorado, 3/2/2005
 Had 9 or more blocked shots: 9; Mikki Moore vs. Coppin State, 12/6/1996 - \$
 Had 10 or more blocked shots: Never Happened

Had 5 or more steals: 5; Keisei Tominaga at Kansas State, 12/17/2023
 Had 6 or more steals: 6; Glynn Watson Jr. vs. Long Beach State, 11/26/2017
 Had 7 or more steals: 7; Brandon Richardson at Ohio State, 1/3/2012
 Had 8 or more steals: 8, Cookie Belcher vs. Oklahoma St., 2/7/2001 - \$
 Had 10 or more steals: Never Happened

Had Triple-Double (Points/Rebounds/Assists): Dalano Banton vs. Doane, 12/17/2020, 13/11/10
 Had Double-Double (Points/Assists): Alonzo Verge Jr. at NC State (25/11), 12/1/2021
 Had Double-Double (Points/Rebounds):
 Josiah Allick (10 pts./12 reb.) and Juwan Gary (15 pts./11 reb.) vs. Rutgers, 3/3/2024
 Had Double-Double (Points/Steals): Never Happened
 Had Double-Double (Points/Blocks): Never Happened
 Had Two Players with Double-Doubles:
 Josiah Allick (10 pts./12 reb.) and Juwan Gary (15 pts./11 reb.) vs. Rutgers, 3/3/2024

\$ - School Record - # - Tied School record
 As of 3/18/2024

2024 NCAA Division I Men's Basketball Championship



First- and second-round sites for March 21 and 23 include Charlotte, Omaha, Pittsburgh and Salt Lake City. First- and second-round sites for March 22 and 24 include Brooklyn, Indianapolis, Memphis and Spokane. Regional sites for March 28 and 30 are Boston and Los Angeles. Regional sites for March 29 and 31 are Dallas and Detroit.

2023-24 GAME BY GAME

Team	FG-FGA	Pct.	3FG-3FGA	Pct.	FT-FTA	Pct.	O-D	Reb.	PF	A	TO	B	S	Pts.	W/L
Lindenwood	22-68	.324	3-16	.188	5-9	.556	13-27	40	21	2	12	2	4	52	
at Nebraska	27-56	.482	11-30	.367	19-29	.655	8-36	44	12	19	9	7	5	84	W
Florida A&M	20-66	.303	4-20	.200	10-17	.588	11-24	35	26	10	14	3	8	54	
at Nebraska	23-56	.411	10-28	.357	25-36	.694	16-39	55	17	15	18	5	7	81	W
Rider	17-56	.304	6-25	.240	10-12	.833	7-27	34	18	8	11	5	10	50	
at Nebraska	19-57	.333	9-32	.281	17-22	.773	14-33	47	9	13	11	0	3	64	W
Stony Brook	25-66	.379	7-30	.233	6-10	.600	9-19	28	17	6	9	2	10	63	
at Nebraska	33-60	.500	8-26	.308	10-17	.588	12-33	45	13	19	14	1	3	84	W
Oregon State	19-54	.352	6-22	.273	19-21	.905	9-22	31	23	11	9	3	4	63	
vs. Nebraska	30-65	.462	8-24	.333	16-26	.615	17-27	44	18	16	6	3	3	84	W
Duquesne	28-63	.444	8-29	.276	15-17	.882	14-23	37	24	8	6	3	1	79	
at Nebraska	26-53	.491	9-24	.375	28-31	.903	7-22	29	13	18	2	2	1	89	W
Cal State Fullerton	28-67	.418	9-22	.409	7-9	.778	15-20	35	17	9	12	5	8	72	
at Nebraska	27-58	.466	12-30	.400	19-20	.950	11-25	36	9	18	9	3	3	85	W
No. 15 Creighton	32-69	.464	14-40	.350	11-13	.846	14-34	48	14	17	12	4	5	89	
at Nebraska	24-71	.338	2-22	.091	10-14	.714	14-23	37	10	6	8	1	7	60	L
at Minnesota	25-53	.472	8-25	.320	18-29	.621	13-19	32	9	18	16	7	10	76	
Nebraska	24-53	.453	5-18	.278	12-15	.800	10-22	32	21	15	18	1	7	65	L
Michigan State	27-61	.443	8-17	.471	8-9	.889	8-23	31	13	14	9	2	5	70	
at Nebraska	27-54	.500	10-23	.435	13-15	.867	5-26	31	11	16	9	4	5	77	W
at Kansas State	16-60	.267	4-30	.133	10-18	.556	13-27	40	11	11	12	9	6	46	
Nebraska	25-72	.347	11-31	.355	1-4	.250	22-35	57	17	14	14	4	7	62	W
North Dakota	26-67	.388	11-32	.344	12-17	.706	19-23	42	14	11	11	2	6	75	
at Nebraska	29-63	.46	11-32	.344	14-19	.737	13-25	38	11	14	9	0	7	82	W
South Carolina State	23-74	.311	5-23	.217	11-15	.733	13-27	40	21	9	19	3	9	62	
at Nebraska	29-61	.475	9-30	.300	24-32	.750	10-40	50	18	22	20	7	16	91	W
Indiana	24-51	.471	9-18	.500	13-19	.684	9-27	36	19	19	19	2	5	70	
at Nebraska	27-59	.458	12-32	.375	20-26	.769	9-20	29	20	16	8	0	15	86	W
at No. 21 Wisconsin	33-60	.550	13-26	.500	9-13	.692	7-25	32	13	18	8	0	6	88	
Nebraska	26-53	.491	12-26	.462	8-11	.727	3-23	26	16	16	12	4	4	72	L
No. 1 Purdue	24-57	.421	13-33	.394	11-15	.733	11-23	34	16	17	14	2	1	72	
at Nebraska	29-57	.509	14-23	.609	16-19	.842	5-25	30	17	22	9	3	9	88	W
at Iowa	35-67	.522	15-35	.429	9-14	.643	9-27	36	13	30	6	0	5	94	
Nebraska	30-63	.476	4-26	.154	12-15	.800	8-26	34	14	14	8	1	5	76	L
at Rutgers	30-78	.385	11-29	.379	16-30	.533	25-31	56	18	16	13	5	6	87	
Nebraska	25-66	.379	13-35	.371	19-24	.792	11-31	42	24	13	13	6	8	82	L (OT)
Northwestern	24-63	.381	10-31	.323	11-17	.647	11-15	26	14	17	7	5	13	69	
at Nebraska	26-47	.553	7-13	.538	16-20	.800	8-32	40	16	18	18	3	5	75	W
Ohio State	27-56	.482	8-23	.348	7-12	.583	6-22	28	13	17	9	6	2	69	
at Nebraska	30-61	.492	14-26	.538	9-12	.750	9-26	35	11	19	6	2	5	83	W
at Maryland	26-64	.406	11-26	.423	10-14	.714	17-26	43	13	16	8	5	11	72	
Nebraska	17-43	.395	10-21	.476	7-12	.583	3-22	25	14	10	18	3	5	51	L
No. 6 Wisconsin	27-64	.422	10-31	.323	8-12	.667	11-31	42	18	8	16	2	8	72	
at Nebraska	26-58	.448	9-27	.333	19-26	.731	7-28	35	13	15	12	2	9	89	W (OT)
at No. 14 Illinois	29-70	.414	9-34	.265	20-30	.667	17-33	50	12	18	14	5	7	87	
Nebraska	29-68	.426	12-28	.429	14-14	1.000	5-28	33	21	12	9	2	6	84	L (OT)
at Northwestern	27-63	.429	11-25	.440	15-22	.682	13-23	36	19	17	10	3	7	80	
Nebraska	22-48	.458	6-19	.316	18-22	.818	3-26	29	24	11	17	4	4	68	L
Michigan	20-62	.323	8-24	.333	11-15	.733	18-21	39	14	12	14	4	7	59	
at Nebraska	30-64	.469	9-23	.391	10-16	.625	16-27	43	18	18	9	3	7	79	W
Penn State	18-54	.333	5-23	.217	8-16	.500	8-23	31	13	6	14	7	10	49	
at Nebraska	27-61	.443	4-21	.190	10-11	.909	11-31	42	15	10	13	0	7	68	W
at Indiana	26-61	.426	4-21	.190	14-24	.583	11-26	37	17	13	10	3	3	70	
Nebraska	31-63	.492	14-33	.424	9-14	.643	7-27	34	18	19	8	1	5	85	W
Minnesota	18-56	.310	6-23	.261	13-19	.684	10-28	38	14	6	13	3	4	55	
at Nebraska	24-61	.393	9-28	.321	16-19	.842	11-33	44	15	14	11	2	5	73	W
at Ohio State	23-54	.426	8-21	.381	24-28	.857	9-34	43	9	13	13	3	2	78	
Nebraska	26-67	.388	10-33	.303	7-8	.875	8-25	33	21	15	8	1	7	69	L
Rutgers	21-64	.328	4-25	.160	10-19	.525	19-21	40	17	9	9	2	8	56	
at Nebraska	22-54	.407	9-27	.333	14-20	.600	14-30	44	16	12	14	4	5	67	W
at Michigan	23-58	.397	9-28	.321	15-18	.833	6-23	29	17	10	9	2	4	70	
Nebraska	33-57	.579	7-21	.333	12-20	.600	4-29	33	17	13	8	2	3	85	W
vs. Indiana	24-68	.353	5-20	.250	13-13	1.000	11-26	37	19	16	12	5	8	66	
Nebraska	30-60	.500	14-32	.438	19-24	.792	7-33	40	13	20	11	4	8	93	W
vs. No. 13 Illinois	32-69	.464	13-35	.371	21-26	.808	14-28	42	18	18	9	3	3	98	
Nebraska	32-69	.464	8-27	.298	15-21	.714	11-25	36	19	14	8	1	5	87	L

GAME BY GAME STARTERS

Opponent	Date	Result	Guard	Guard	Guard/Forward	Forward	Forward
Lindenwood	11/6	W, 84-52	Lawrence	Wilcher	Williams	Allick	Mast
Florida A&M	11/9	W, 81-54	Lawrence	Wilcher	Williams	Allick	Mast
Rider	11/13	W, 64-50	Lawrence	Tominaga	Williams	Allick	Mast
Stony Brook	11/15	W, 84-63	Lawrence	Tominaga	Williams	Allick	Mast
vs. Oregon State	11/18	W, 84-63	Lawrence	Tominaga	Williams	Allick	Mast
Duquesne	11/22	W, 89-79	Lawrence	Tominaga	Williams	Allick	Mast
Cal State Fullerton	11/26	W, 85-72	Lawrence	Tominaga	Williams	Allick	Mast
No. 15 Creighton	12/3	L, 60-89	Lawrence	Tominaga	Williams	Allick	Mast
at Minnesota	12/6	L, 65-76	Lawrence	Tominaga	Williams	Allick	Mast
Michigan State	12/10	W, 77-70	Lawrence	Tominaga	Williams	Gary	Mast
at Kansas State	12/17	W, 62-46	Lawrence	Tominaga	Williams	Gary	Mast
North Dakota	12/20	W, 82-75	Lawrence	Tominaga	Williams	Gary	Allick
South Carolina State	12/29	W, 91-62	Lawrence	Tominaga	Williams	Gary	Allick
Indiana	1/3	W, 86-70	Lawrence	Tominaga	Williams	Gary	Mast
at No. 21 Wisconsin	1/6	L, 72-88	Lawrence	Tominaga	Williams	Gary	Mast
No. 1 Purdue	1/9	W, 88-72	Lawrence	Tominaga	Williams	Gary	Mast
at Iowa	1/12	L, 76-94	Lawrence	Tominaga	Williams	Gary	Mast
at Rutgers	1/17	L, 82-87 (OT)	Lawrence	Tominaga	Williams	Gary	Mast
Northwestern	1/20	W, 75-69	Lawrence	Tominaga	Williams	Allick	Mast
Ohio State	1/23	W, 83-69	Lawrence	Tominaga	Williams	Allick	Mast
at Maryland	1/27	L, 51-73	Lawrence	Tominaga	Williams	Allick	Mast
No. 6 Wisconsin	2/1	W, 80-72 (OT)	Lawrence	Tominaga	Williams	Allick	Mast
at No. 15 Illinois	2/4	L, 84-87 (OT)	Lawrence	Tominaga	Williams	Allick	Mast
at Northwestern	2/7	L, 68-80	Williams	Tominaga	Gary	Allick	Mast
Michigan	2/10	W, 79-59	Williams	Tominaga	Gary	Allick	Mast
Penn State	2/17	W, 68-49	Williams	Tominaga	Gary	Allick	Mast
at Indiana	2/21	W, 85-70	Williams	Tominaga	Gary	Allick	Mast
Minnesota	2/25	W, 73-55	Williams	Tominaga	Gary	Allick	Mast
at Ohio State	2/29	L, 69-78	Williams	Tominaga	Gary	Allick	Mast
Rutgers	3/3	W, 67-56	Williams	Tominaga	Gary	Allick	Mast
at Michigan	3/10	W, 85-70	Williams	Tominaga	Gary	Allick	Mast
vs. Indiana	3/15	W, 93-66	Williams	Tominaga	Gary	Allick	Mast
vs. No. 13 Illinois	3/16	L, 87-98	Williams	Tominaga	Gary	Allick	Mast

NEBRASKA TEAM GAME HIGHS

POINTS	93	vs Indiana (03/15/24)
	91	SOUTH CAROLINA ST. (12/29/23)
FIELD GOALS MADE	33	at Michigan (03/10/24)
	33	STONY BROOK (11/15/23)
FIELD GOAL ATTEMPTS	72	at Kansas St. (12/17/23)
	71	CREIGHTON (12/03/23)
FIELD GOAL PERCENTAGE	.579 (33-57)	at Michigan (03/10/24)
	.553 (26-47)	NORTHWESTERN (01/20/24)
3 PT FIELD GOALS MADE	14	vs Indiana (03/15/24)
	14	at Indiana (02/21/24)
	14	OHIO ST. (01/23/24)
	14	PURDUE (01/09/24)
3 PT FG ATTEMPTS	35	at Rutgers (01/17/24)
	33	at Ohio St. (02/29/24)
	33	at Indiana (02/21/24)
3 PT FG PERCENTAGE	.609 (14-23)	PURDUE (01/09/24)
	.538 (14-26)	OHIO ST. (01/23/24)
	.538 (7-13)	NORTHWESTERN (01/20/24)
FREE THROWS MADE	28	DUQUESNE (11/22/23)
	25	FLORIDA A&M (11/09/23)
FREE THROW ATTEMPTS	36	FLORIDA A&M (11/09/23)
	32	SOUTH CAROLINA ST. (12/29/23)
FREE THROW PERCENTAGE	1.000 (14-14)	at Illinois (02/04/24)
	.950 (19-20)	CAL ST. FULLERTON (11/26/23)
REBOUNDS	57	at Kansas St. (12/17/23)
	55	FLORIDA A&M (11/09/23)
ASSISTS	22	PURDUE (01/09/24)
	22	SOUTH CAROLINA ST. (12/29/23)
STEALS	16	SOUTH CAROLINA ST. (12/29/23)
	15	INDIANA (01/03/24)
BLOCKED SHOTS	7	SOUTH CAROLINA ST. (12/29/23)
	7	LINDENWOOD (11/06/23)
TURNOVERS	20	SOUTH CAROLINA ST. (12/29/23)
FOULS	24	at Northwestern (02/07/24)
	24	at Rutgers (01/17/24)

OPPONENT TEAM GAME HIGHS

POINTS	98	vs Illinois (03/16/24)
	94	at Iowa (01/12/24)
FIELD GOALS MADE	35	at Iowa (01/12/24)
	33	at Wisconsin (01/06/24)
FIELD GOAL ATTEMPTS	78	at Rutgers (01/17/24)
	74	SOUTH CAROLINA ST. (12/29/23)
FIELD GOAL PERCENTAGE	.550 (33-60)	at Wisconsin (01/06/24)
	.522 (35-67)	at Iowa (01/12/24)
3 PT FIELD GOALS MADE	15	at Iowa (01/12/24)
	14	CREIGHTON (12/03/23)
3 PT FG ATTEMPTS	40	CREIGHTON (12/03/23)
	35	vs Illinois (03/16/24)
	35	at Iowa (01/12/24)
3 PT FG PERCENTAGE	.500 (13-26)	at Wisconsin (01/06/24)
	.500 (9-18)	INDIANA (01/03/24)
FREE THROWS MADE	24	at Ohio St. (02/29/24)
	21	vs Illinois (03/16/24)
FREE THROW ATTEMPTS	30	at Illinois (02/04/24)
	30	at Rutgers (01/17/24)
FREE THROW PERCENTAGE	1.000 (13-13)	vs Indiana (03/15/24)
	.905 (19-21)	vs Oregon St. (11/18/23)
REBOUNDS	56	at Rutgers (01/17/24)
	50	at Illinois (02/04/24)
ASSISTS	30	at Iowa (01/12/24)
	19	OHIO ST. (01/23/24)
	19	INDIANA (01/03/24)
STEALS	13	NORTHWESTERN (01/20/24)
	11	at Maryland (01/27/24)
BLOCKED SHOTS	9	at Kansas St. (12/17/23)
	7	PENN ST. (02/17/24)
	7	OHIO ST. (01/23/24)
	7	at Minnesota (12/06/23)
TURNOVERS	19	INDIANA (01/03/24)
	19	SOUTH CAROLINA ST. (12/29/23)
FOULS	26	FLORIDA A&M (11/09/23)

NEBRASKA TEAM GAME LOWS

POINTS	51	at Maryland (01/27/24)
	60	CREIGHTON (12/03/23)
FIELD GOALS MADE	17	at Maryland (01/27/24)
	19	RIDER (11/13/23)
FIELD GOAL ATTEMPTS	43	at Maryland (01/27/24)
	47	NORTHWESTERN (01/20/24)
FIELD GOAL PERCENTAGE	.333 (19-57)	RIDER (11/13/23)
	.338 (24-71)	CREIGHTON (12/03/23)
3 PT FIELD GOALS MADE	2	CREIGHTON (12/03/23)
	4	at Iowa (01/12/24)
3 PT FG ATTEMPTS	4	PENN ST. (02/17/24)
	18	NORTHWESTERN (01/20/24)
	18	at Minnesota (12/06/23)
3 PT FG PERCENTAGE	.091 (2-22)	CREIGHTON (12/03/23)
	.154 (4-26)	at Iowa (01/12/24)
FREE THROWS MADE	1	at Kansas St. (12/17/23)
	7	at Maryland (01/27/24)
	7	at Ohio St. (02/29/24)
FREE THROW ATTEMPTS	4	at Kansas St. (12/17/23)
	8	at Ohio St. (02/29/24)
FREE THROW PERCENTAGE	.250 (1-4)	at Kansas St. (12/17/23)
	.583 (7-12)	at Maryland (01/27/24)
REBOUNDS	25	at Maryland (01/27/24)
	26	at Wisconsin (01/06/24)
ASSISTS	6	CREIGHTON (12/03/23)
	10	at Maryland (01/27/24)
	10	PENN ST. (02/17/24)
STEALS	1	DUQUESNE (11/22/23)
	3	RIDER (11/13/23)
	3	STONY BROOK (11/15/23)
	3	CAL ST. FULLERTON (11/26/23)
BLOCKED SHOTS	0	Several times
TURNOVERS	2	DUQUESNE (11/22/23)
FOULS	9	RIDER (11/13/23)
	9	CAL ST. FULLERTON (11/26/23)

OPPONENT TEAM GAME LOWS

POINTS	46	at Kansas St. (12/17/23)
	49	PENN ST. (02/17/24)
FIELD GOALS MADE	16	at Kansas St. (12/17/23)
	17	RIDER (11/13/23)
FIELD GOAL ATTEMPTS	51	INDIANA (01/03/24)
	53	at Minnesota (12/06/23)
FIELD GOAL PERCENTAGE	.267 (16-60)	at Kansas St. (12/17/23)
	.303 (20-66)	FLORIDA A&M (11/09/23)
3 PT FIELD GOALS MADE	3	LINDENWOOD (11/06/23)
	4	Several times
3 PT FG ATTEMPTS	16	LINDENWOOD (11/06/23)
	17	MICHIGAN ST. (12/10/23)
3 PT FG PERCENTAGE	.133 (4-30)	at Kansas St. (12/17/23)
	.160 (4-25)	RUTGERS (03/03/24)
FREE THROWS MADE	5	LINDENWOOD (11/06/23)
	6	STONY BROOK (11/15/23)
FREE THROW ATTEMPTS	9	LINDENWOOD (11/06/23)
	9	CAL ST. FULLERTON (11/26/23)
	9	MICHIGAN ST. (12/10/23)
FREE THROW PERCENTAGE	.500 (8-16)	PENN ST. (02/17/24)
	.526 (10-19)	RUTGERS (03/03/24)
REBOUNDS	26	NORTHWESTERN (01/20/24)
	28	STONY BROOK (11/15/23)
	28	OHIO ST. (01/23/24)
ASSISTS	2	LINDENWOOD (11/06/23)
	6	STONY BROOK (11/15/23)
	6	PENN ST. (02/17/24)
	6	MINNESOTA (02/25/24)
STEALS	1	DUQUESNE (11/22/23)
	1	PURDUE (01/09/24)
BLOCKED SHOTS	0	at Wisconsin (01/06/24)
	0	at Iowa (01/12/24)
TURNOVERS	6	DUQUESNE (11/22/23)
	6	at Iowa (01/12/24)
FOULS	9	at Minnesota (12/06/23)
	9	at Ohio St. (02/29/24)

2023-24 SUPERLATIVES

WON/LOSS MARGIN

	1	2	3	4	5	6	7	8	9	10	11	12	13	14	15	16	17	18	19	20	+20
Husker Wins	0	0	0	0	0	1	1	2	0	1	1	0	1	2	2	3	0	1	1	0	7
Husker Losses	0	0	1	0	1	0	0	0	1	0	2	1	0	0	0	1	0	1	0	0	2

2023-24 INDIVIDUAL GAME HIGHS

Points	34	Rienk Mast vs Ohio St. (01/23/24)
	31	Keisei Tominaga at Illinois (02/04/24)
Field Goals Made	13	Rienk Mast vs Ohio St. (01/23/24)
	12	Keisei Tominaga at Michigan (03/10/24)
Field Goal Att.	21	Rienk Mast at Illinois (02/04/24)
	18	Keisei Tominaga vs Illinois (03/16/24)
	18	Rienk Mast vs Wisconsin (02/01/24)
FG Pct (min 5 made)	1.000 (6-6)	Josiah Allick at Michigan (03/10/24)
	1.000 (5-5)	Keisei Tominaga vs Cal St. Fullerton (11/26/23)
3-Point FG Made	6	Rienk Mast vs Ohio St. (01/23/24)
	5	Keisei Tominaga at Michigan (03/10/24)
	5	Jamarques Lawrence at Indiana (02/21/24)
	5	Keisei Tominaga at Illinois (02/04/24)
	5	C.J. Wilcher vs Wisconsin (02/01/24)
	5	Keisei Tominaga vs Purdue (01/09/24)
3-Point FG Att.	11	Keisei Tominaga vs Rider (11/13/23)
	10	Keisei Tominaga vs Indiana (01/03/24)
3-Pt FG Pct (min 2 made)	1.000 (5-5)	Jamarques Lawrence at Indiana (02/21/24)
	1.000 (3-3)	Rienk Mast vs Cal St. Fullerton (11/26/23)
	1.000 (3-3)	Keisei Tominaga vs Cal St. Fullerton (11/26/23)
	1.000 (2-2)	Lawrence, Jamarques vs Northwestern (01/20/24)
	1.000 (2-2)	Sam Hoiberg at Rutgers (01/17/24)
Free Throws Made	9	Brice Williams vs Indiana (03/15/24)
	9	Keisei Tominaga vs Duquesne (11/22/23)
Free Throw Att.	10	Keisei Tominaga vs Duquesne (11/22/23)
	9	Brice Williams vs Indiana (03/15/24)
FT Pct (min 4 made)	1.000 (9-9)	Brice Williams vs Indiana (03/15/24)
	1.000 (8-8)	Keisei Tominaga at Illinois (02/04/24)
	1.000 (7-7)	Brice Williams vs Florida A&M (11/09/23)
	1.000 (6-6)	Rienk Mast vs Duquesne (11/22/23)
	1.000 (6-6)	Rienk Mast vs Florida A&M (11/09/23)
Rebounds	18	Juwan Gary at Kansas St. (12/17/23)
	16	Rienk Mast vs Florida A&M (11/09/23)
Assists	9	Brice Williams vs Purdue (01/09/24)
	8	Rienk Mast vs Michigan (02/10/24)
Steals	5	Keisei Tominaga at Kansas St. (12/17/23)
	4	Brice Williams vs Indiana (01/03/24)
	4	Jamarques Lawrence vs Indiana (01/03/24)
	4	Sam Hoiberg vs Florida A&M (11/09/23)
Blocked Shots	4	Juwan Gary vs South Carolina St. (12/29/23)
	3	Juwan Gary vs Rutgers (03/03/24)
	3	Josiah Allick at Rutgers (01/17/24)
Turnovers	7	Jamarques Lawrence at Minnesota (12/06/23)
	6	Jarron Coleman vs South Carolina St. (12/29/23)
Fouls	5	Juwan Gary vs Illinois (03/16/24)
	5	Juwan Gary at Northwestern (02/07/24)
	5	Brice Williams at Illinois (02/04/24)
	5	Josiah Allick at Rutgers (01/17/24)
	5	Rienk Mast at Rutgers (01/17/24)
	5	Brice Williams at Minnesota (12/06/23)
Minutes	39	Brice Williams vs Wisconsin (02/01/24)
	39	Brice Williams at Rutgers (01/17/24)
	38	Rienk Mast vs Wisconsin (02/01/24)

2023-24 OPPONENT INDIVIDUAL GAME HIGHS

Points	40	Terrence Shannon Jr. vs Illinois (03/16/24)
	32	Jamison Battle at Ohio St. (02/29/24)
Field Goals Made	11	Terrence Shannon Jr. vs Illinois (03/16/24)
	11	AJ Storr vs Wisconsin (02/01/24)
	11	Owen Freeman at Iowa (01/12/24)
Field Goal Att.	22	Terrence Shannon Jr. vs Illinois (03/16/24)
	22	AJ Storr vs Wisconsin (02/01/24)
FG Pct (min 5 made)	.857 (6-7)	Baylor Scheierman vs Creighton (12/03/23)
	.846 (11-13)	Owen Freeman at Iowa (01/12/24)
3-Point FG Made	6	Baylor Scheierman vs Creighton (12/03/23)
	5	Terrence Shannon Jr. vs Illinois (03/16/24)
	5	Dug McDaniel at Michigan (03/10/24)
	5	AJ Storr vs Wisconsin (02/01/24)
	5	Payton Sandfort at Iowa (01/12/24)
	5	Josh Dix at Iowa (01/12/24)
	5	Mason Gillis vs Purdue (01/09/24)
	5	Tyree Ihenacho vs North Dakota (12/20/23)
	5	Max Jones vs Cal St. Fullerton (11/26/23)
3-Point FG Att.	19	Baylor Scheierman vs Creighton (12/03/23)
	12	Jamison Battle at Ohio St. (02/29/24)
	12	Payton Sandfort at Iowa (01/12/24)
3-Pt FG Pct (min 2 made)	1.000 (2-2)	Will Tschetter vs Michigan (02/10/24)
	1.000 (2-2)	Nick Martinelli at Northwestern (02/07/24)
	1.000 (2-2)	Gavin Griffiths at Rutgers (01/17/24)
	1.000 (2-2)	Ben Krikke at Iowa (01/12/24)
	1.000 (2-2)	Mason Miller vs Creighton (12/03/23)
Free Throws Made	13	Terrence Shannon Jr. vs Illinois (03/16/24)
	10	Jamison Battle at Ohio St. (02/29/24)
Free Throw Att.	16	Terrence Shannon Jr. vs Illinois (03/16/24)
	13	Kel'el Ware at Indiana (02/21/24)
FT Pct (min 4 made)	1.000 (10-10)	Jamison Battle at Ohio St. (02/29/24)
	1.000 (9-9)	Dae Dae Grant vs Duquesne (11/22/23)
	1.000 (7-7)	Mackenzie Mgbako vs Indiana (03/15/24)
	1.000 (7-7)	Malik Hall vs Michigan St. (12/10/23)
	1.000 (7-7)	Tyler Bilodeau vs Oregon St. (11/18/23)
Rebounds	16	Julian Reese at Maryland (01/27/24)
	15	Clifford Omoruyi at Rutgers (01/17/24)
Assists	15	Tony Perkins at Iowa (01/12/24)
	11	Elijah Hawkins at Minnesota (12/06/23)
Steals	5	Ace Baldwin Jr. vs Penn St. (02/17/24)
	5	Mike Mitchell Jr. at Minnesota (12/06/23)
Blocked Shots	4	Clifford Omoruyi at Rutgers (01/17/24)
	4	Will McNair Jr. at Kansas St. (12/17/23)
Turnovers	6	Trey Galloway at Indiana (02/21/24)
	5	AJ Storr vs Wisconsin (02/01/24)
Fouls	5	Malik Reneau vs Indiana (03/15/24)
	5	Jeremiah Williams vs Rutgers (03/03/24)
	5	Dawson Garcia vs Minnesota (02/25/24)
	5	Boo Buie at Northwestern (02/07/24)
	5	David Dixon vs Duquesne (11/22/23)
	5	Jimmy Clark III vs Duquesne (11/22/23)
	5	Justin Rochelin vs Oregon St. (11/18/23)
	5	Mervin James vs Rider (11/13/23)
	5	Shannon Grant vs Florida A&M (11/09/23)
	5	Chase Barrs vs Florida A&M (11/09/23)

2023-24 HUSKER LINEUPS

No.	Starting Lineup	Record
1.	Allick, Lawrence, Mast, Wilcher, Williams	2-0
2.	Allick, Lawrence, Mast, Tominaga, Williams	8-4
3.	Gary, Lawrence, Mast, Tominaga, Williams	4-3
4.	Allick, Gary, Lawrence, Tominaga, Williams	2-0
5.	Allick, Gary, Mast, Tominaga, Williams	7-3

2023-24 GAME RECAPS

-----Nebraska Individual Leaders-----								
Date	Opponent	Result	Record (BIG)	Attend.	Points	Rebounds	Assists	Steals
11/6	Lindenwood	W, 84-52	1-0 (0-0)	13,478	Hoiberg (15)	Allick (8)	Coleman (4)	Allick (2)
11/9	Florida A&M	W, 81-54	2-0 (0-0)	13,766	Mast (20)	Mast (16)	Lawrence (4)	Hoiberg (4)
11/13	Rider	W, 64-50	3-0 (0-0)	13,478	Wilcher (13)	Mast (13)	Williams (3)	Lawrence (2)
11/15	Stony Brook	W, 84-63	4-0 (0-0)	13,614	Gary (19)	Williams (9)	Mast (5)	Tominaga (2)
11/18	vs. Oregon State	W, 84-63	5-0 (0-0)	2,938	Williams (25)	Mast (13)	Lawrence (3)	Allick, Williams, Tominaga (2)
11/22	Duquesne	W, 89-70	6-0 (0-0)	14,426	Tominaga (24)	Allick (7)	Allick (5)	Wilcher (1)
11/26	Cal State Fullerton	W, 85-72	7-0 (0-0)	14,171	Mast (19)	Mast (9)	Lawrence (5)	Gary (2)
12/3	No. 15 Creighton	L, 60-89	7-1 (0-0)	15,838	Tominaga (20)	Mast, Williams (7)	Williams, Lawrence (2)	Gary (3)
12/6	at Minnesota *	L, 65-76	7-2 (0-1)	6,899	Williams (18)	Lawrence (7)	Williams (4)	Williams (3)
12/10	Michigan State *	W, 77-70	8-2 (1-1)	14,585	Gary (20)	Mast (14)	Mast (6)	Gary (3)
12/17	at Kansas State	W, 62-46	9-2 (1-1)	10,206	Mast (19)	Gary (18)	Tominaga (4)	Tominaga (5)
12/20	North Dakota	W, 82-75	10-2 (1-1)	13,387	Wilcher (16)	Gary (12)	Williams, Lawrence (3)	Gary (2)
12/29	South Carolina State	W, 91-62	11-2 (1-1)	14,987	Wilcher (18)	Allick, Williams, Hoiberg (6)	Coleman (6)	Tominaga, Wilcher (3)
1/3	Indiana *	W, 86-70	12-2 (2-1)	13,446	Tominaga (28)	Allick (8)	Hoiberg (4)	Lawrence, Williams (4)
1/6	at No. 21 Wisconsin *	L, 72-88	12-3 (2-2)	15,055	Tominaga (17)	Mast, Hoiberg (6)	Williams (6)	4 Players (1)
1/9	No. 1 Purdue *	W, 88-72	13-3 (3-2)	14,106	Tominaga (19)	Williams (11)	Williams (9)	Hoiberg (3)
1/12	at Iowa *	L, 76-94	13-4 (3-3)	9,670	Allick, Mast (14)	Hoiberg (6)	Hoiberg (4)	Hoiberg (2)
1/17	at Rutgers *	L, 82-87	13-5 (3-4)	8,000	Williams (22)	Mast (8)	Lawrence (5)	Williams (3)
1/20	Northwestern *	W, 75-69	14-5 (4-4)	14,977	Allick (15)	Mast (8)	Mast (6)	Lawrence, Wilcher (2)
1/23	Ohio State *	W, 83-69	15-5 (5-4)	14,408	Mast (34)	Mast (10)	Lawrence (6)	Hoiberg (2)
1/27	at Maryland *	L, 51-73	15-6 (5-5)	15,481	Wilcher (14)	Mast (6)	Mast (3)	Williams (2)
2/1	No. 6 Wisconsin *	W, 80-72 (OT)	16-6 (6-5)	15,318	Wilcher (22)	Williams (9)	Lawrence (4)	Hoiberg (3)
2/4	at No. 14 Illinois *	L, 84-87 (OT)	16-7 (6-6)	15,544	Tominaga (22)	Gary (11)	Tominaga (3)	Allick (3)
2/7	at Northwestern *	L, 68-80	16-8 (6-7)	5,681	Gary (15)	Williams (11)	Williams (4)	Lawrence (2)
2/10	Michigan *	W, 79-59	17-8 (7-7)	15,828	Tominaga (19)	Allick (8)	Mast (8)	Gary, Tominaga (2)
2/17	Penn State *	W, 68-49	18-8 (8-7)	15,751	Tominaga (17)	Mast (9)	Williams, Tominaga, Lawrence (2)	Gary, Hoiberg (2)
2/21	at Indiana *	W, 85-70	19-8 (9-7)	17,222	Tominaga (20)	4 players (6)	Lawrence (5)	5 players (1)
2/25	Minnesota *	W, 73-55	20-8 (10-7)	15,920	Gary (23)	Gary, Allick, Williams (8)	Hoiberg (3)	Williams (3)
2/29	Ohio State *	L, 69-78	20-9 (10-8)	13,090	Mast, Lawrence (14)	Mast (12)	Lawrence (5)	Williams (2)
3/3	Rutgers *	W, 67-58	21-9 (11-8)	15,854	Tominaga (18)	Allick (12)	Mast, Williams (3)	5 players (1)
3/10	at Michigan *	W, 85-70	22-9 (12-8)	11,006	Tominaga (30)	Gary (7)	Williams (4)	Tominaga (2)
3/15	vs. Indiana	W, 93-66	23-9 (12-8)	12,625	Williams, Tominaga (23)	Allick (9)	Mast (7)	Williams (3)
3/16	vs. No. 13 Illinois	L, 87-98	23-10 (12-8)	14,138	Williams (23)	Allick (7)	Hoiberg, Williams (3)	Hoiberg, Lawrence (2)

THE LAST TIME...

Nebraska...	A Nebraska Opponent...
Scored 100 or more points.....100; at NC State, 12/1/21	102; Michigan, 12/7/21
Scored 90 or more points.....91, South Carolina State, 12/29/23	98; vs. Illinois (BTT), 3/16/24
Scored 41 to 50 points.....50; Illinois, 1/10/23	49, Penn State, 2/17/24
Scored 40 or fewer points38; at Oregon, 12/15/12	38; Southwest Minnesota State, 12/28/18
Shot 70% from the field.....723; vs. UNC Wilmington 12/5/97 (34-47)	.723; Kansas, 2/2/85 (34-47)
Shot 60% from the field......616; vs. Boston College, 11/30/22 (32-52)	.630; Michigan, 3/5/17 (34-54)
Shot 90% from the free throw line (Min 10 attempts).....909; vs. Southwest Minnesota State, 12/28/18 (10-11)	1.000; vs. Indiana, 3/15/24 (13-13)
Made 10, 3-Point Field Goals14; vs. Indiana, 3/15/2024 (14-32)	13, vs. Illinois (BTT), 4/16/24 (13-35)
Had 60 rebounds.....60; vs. Oral Roberts, 12/22/99	70; at NC State, 12/1/21
Had 50 rebounds.....50; South Carolina State, 12/29/23	50; at Illinois, 2/4/24
Had 30 assists35, vs. Northeastern Illinois, 12/21/94	30; at Iowa, 1/12/24
Had 15 steals15, Indiana, 1/3/24	16; at Creighton, 12/11/2020
Had 10 blocked shots14; at Northwestern, 1/2/18	11; at NC State, 12/1/21
Had 10 or fewer turnovers8; vs. Illinois (BTT), 3/16/24	9; vs. Illinois (BTT), 3/16/24
Had 20 or more turnovers20; South Carolina State, 12/29/23	21; Kennesaw State, 12/22/21
Had three players with 20 pointsvs. Iowa, 3/10/19	Michigan, 1/14/17
.....(Palmer Jr. 27; Watson Jr. 23; Roby 23)	(Wagner 23, Irvin 21, Walton 20)
Had three players with 10 reboundsvs. Texas Tech, 1/19/00	at Kansas, 1/9/02
.....(Bradford 16, Ffriend 12, Truscott 11)	(Collision 13, Gooden 12, Simien 10)
Had five players reach double-figure points.....vs. Northwestern, 1/20/24	at Rutgers, 1/17/24
.....(Allick-15; Tominaga-14; Williams-10, Lawrence-10; Wilcher-10)	(Hyatt-17; Mag-16; Omoruyi-14; Simpson-14; Williams-11)
Had a player score 40 points41; Teddy Allen vs. Penn State 2/23/21	40; Terrence Shannon Jr., Illinois, 3/16/2024
Had a player score 30 points30; Keisei Tominaga at Michigan, 3/10/24	40; Terrence Shannon Jr., Illinois, 3/16/2024
Had a player grab 15 rebounds18; Juwan Gary at Kansas State, 12/17/2023	16; Julian Reese, Maryland, 1/27/24
Had a player dish out 10 assists.....12; Alonzo Verge Jr. at Ohio State, 3/1/22	14; Tony Perkins, Iowa, 1/12/24
Had a player collect five steals5; Keisei Tominaga at Kansas State, 12/17/2023	6; Jamhir Young, at Maryland, 1/28/23
Had a player block five shots.....5; Isaiah Roby vs. Maryland, 2/6/18	7; Zach Edey, Purdue, 12/10/2022
Had a player with a triple double13 pt/11 reb/10 asst.; Dalano Banton vs. Doane, 12/17/20	12 pt/11 reb./10 asst.; Trayce Jackson-Davis, Indiana, 12/7/22

SPECIALITY STATS

MISC. REVIEW

Nebraska Record When:	All (W)	All(L)	H(W)	H(L)	A (W)	A (L)							
Ahead at Halftime	18	3	14	1	4	2	Rebounds are Even	1	1	1	0	0	1
Behind at Halftime	5	6	4	1	1	5	Committing More TOs than Opp	6	5	5	0	1	5
Tied at Halftime	0	1	0	0	0	1	Committing Fewer TOs than Opp	15	4	11	1	4	3
Bench Outscores Opponent's	14	6	12	0	2	6	Turnovers are Even	2	1	2	0	0	1
Opponent Bench Outscores NU	7	4	5	2	2	2	Leading with 5:00 left	21	1	16	0	5	1
Bench scoring is even	2	0	1	0	1	0	Trailing with 5:00 left	2	9	2	1	0	8
Shooting 50% or Better	6	0	4	0	2	0	Tied with 5:00 left	0	0	0	0	0	0
Shooting Under 50%	17	10	14	2	3	8	In Overtime	1	2	1	0	0	2
Opp. Shoots 50% or Better	0	3	0	0	0	3	Scoring 80 or more points	15	3	11	0	4	3
Opp. Shoots Under 50%	23	7	18	2	5	5	Scoring 61 to 79 points	8	5	7	1	1	4
Outshooting Opponent (pct.)	22	2	17	0	5	2	Scoring 60 or fewer points	0	2	0	1	0	1
Outshot by Opponent (pct.)	1	7	1	1	0	6	Allowing 80 or more points	0	7	0	1	0	6
Shooting is even	0	1	0	0	0	1	Allowing 61 to 79 points	15	3	11	0	4	3
Outrebounding Opponent	16	0	12	0	4	0	Allowing 60 or fewer points	8	0	7	0	1	0
Outrebounded by Opponent	6	9	5	1	1	8							

MISC. TOTALS

Biggest margin of victory	32, Lindenwood (11/6)	Largest halftime lead surrendered in loss	15, at Minnesota (12/6)
Biggest margin of defeat	29, Creighton (12/3)	Largest lead at any time	49, South Carolina State (12/29)
Largest deficit overcome in win.....	19, at Wisconsin (2/1)	Largest deficit at any time	31, Creighton (12/3)
Largest halftime deficit overcome in win	16; at Wisconsin (2/1)	Largest runs without opponent scoring	20 vs. Oregon State (9:26-2:51, 1st)
Largest lead surrendered in loss.....	17, at Minnesota (12/6)	Largest opponent run without NU scoring.....	15 at Iowa (18:10-14:09, 1st)

SPECIALITY STATS

Opponent	NU-Opp Paint	NU-Opp off TO	NU-Opp 2nd Ch.	NU-Opp Bench	Largest Lead	Largest Deficit	Tip	1st Sub(s)
Lindenwood	32-32	8-4	11-9	27-21	36 (2nd, 5:34)	2 (1st, 19:36)	L	Hoiberg
Florida A&M	24-26	11-9	18-9	30-24	29 (2nd, 12:39)	1 (1st, 15:38)	L	Hoiberg, Coleman, Rice
Rider	18-16	9-4	13-10	26-14	17 (2nd, 1:44)	-	W	Hoiberg, Coleman
Stony Brook	42-18	7-19	12-9	29-14	23 (2nd, 1:47)	2 (1st, 17:59)	W	Gary
vs. Oregon State	38-16	14-5	22-6	25-17	31 (2nd, 14:06)	6 (1st, 18:12)	L	Gary
Duquesne	32-34	7-3	8-16	27-19	17 (2nd, 6:57)	6 (1st, 12:37)	L	Wilcher, Hoiberg, Gary, Coleman
Cal State Fullerton	28-32	11-7	8-14	18-18	19 (2nd, 4:51)	3 (1st, 18:43)	L	Coleman
Creighton	34-36	13-5	10-16	18-20	3 (1st, 14:56)	31 (2nd, 1:44)	L	Gary
at Minnesota	32-24	21-24	8-14	20-27	17 (1st, 1:13)	11 (2nd, 0:32)	L	Wilcher, Gary
Michigan State	30-28	8-4	4-8	18-9	7 (2nd, 0:25)	7 (1st, 12:19)	L	Wilcher, Hoiberg
at Kansas State	28-22	8-4	16-12	9-11	19 (2nd, 4:22)	6 (1st, 3:12)	L	Allick
North Dakota	30-28	20-7	17-15	21-28	10 (2nd, 0:46)	14 (2nd, 19:16)	W	Wilcher
South Carolina State	34-26	19-13	8-9	47-46	49 (2nd, 8:39)	-	W	Hoiberg
Indiana	24-26	27-6	11-10	18-20	22 (2nd, 5:23)	5 (1st, 17:27)	L	Allick
at Wisconsin	18-36	12-17	6-7	18-36	-	21 (2nd, 1:40)	L	Hoiberg
Purdue	28-20	18-7	7-11	30-24	16 (2nd, 0:47)	6 (1st, 5:33)	L	Hoiberg
at Iowa	46-32	7-8	10-12	34-18	1 (2nd, 17:13)	21 (2nd, 2:21)	L	Hoiberg
at Rutgers	24-34	16-17	11-20	24-15	12 (1st, 8:51)	5 (OT, 2:19)	L	Wilcher, Allick
Northwestern	34-28	3-17	6-7	16-15	11 (2nd, 17:37)	5 (1st, 15:19)	W	Wilcher, Hoiberg
Ohio State	24-32	10-8	16-2	21-22	18 (2nd, 6:51)	9 (1st, 11:36)	L	Wilcher
at Maryland	12-30	8-25	5-18	19-25	10 (1st, 15:30)	25 (2nd, 14:07)	W	Wilcher
Wisconsin	24-18	18-18	6-7	34-10	8 (OT, 0:49)	19 (1st, 9:51)	W	Wilcher, Hoiberg, Gary
at Illinois	26-40	18-11	4-12	17-10	7 (1st, 7:13)	10 (2nd, 3:29)	W	Gary
at Northwestern	28-22	7-26	4-5	21-17	-	21 (2nd, 9:15)	L	Wilcher, Hoiberg, Lawrence
Michigan	38-18	12-5	14-13	15-12	30 (1st, 5:21)	2 (1st, 19:25)	L	Lawrence
Penn State	36-18	15-10	8-2	18-7	22 (2nd, 8:49)	4 (1st, 17:10)	W	Wilcher
at Indiana	20-38	15-6	2-16	23-8	22 (2nd, 19:51)	-	L	Wilcher
Minnesota	28-22	8-11	7-14	11-13	23 (2nd, 3:13)	5 (1st, 18:43)	W	Wilcher, Lawrence
at Ohio State	28-22	11-12	10-17	27-25	7 (1st, 5:07)	11 (2nd, 0:27)	L	Wilcher, Lawrence
Rutgers	22-34	9-9	12-13	9-30	17 (1st, 3:47)	-	W	Wilcher
at Michigan	48-26	4-4	4-4	9-18	20 (2nd, 13:37)	6 (1st, 18:24)	L	Wilcher, Lawrence
vs. Indiana	20-24	15-10	5-9	25-25	33 (2nd, 4:08)	2 (1st, 14:17)	L	Wilcher, Lawrence
vs. Illinois	40-36	11-9	9-17	18-12	15 (2nd, 19:01)	15 (2nd, 2:01)	L	Hoiberg, Lawrence

C.J. WILCHER

JUNIOR • GUARD • 6-5 • 214 • PLAINFIELD, N.J. • ROSELLE CATHOLIC



2023-24 HONORS

- NU Scholar-Athlete Honor Roll (Fall, 2023)
- University of Nebraska Graduate (Fall, 2023)

- Emerged as one of the Big Ten's best sixth men and has 12 double-figure efforts this season
- Finished with seven points in 15 minutes off the bench in the win at Michigan
- Hit a pair of 3-pointers and had a steal in the win over Rutgers
- Tied his career high with 22 points on 7-of-10 shooting, including a career-high five 3-pointers, and three assists in the OT win over No. 6 Wisconsin..had 12 points in a 20-3 run that brought NU back from a second-half deficit
- Led NU with 14 points, including 4-of-6 from 3-point range, in the loss at Maryland
- Came off the bench and had 16 points and three assists against Ohio State, including consecutive 3-pointers after OSU cut a 10-point lead to 46-43
- Totaled 12 points and a pair of assists in the loss at Rutgers
- Had 16 points off the bench on 4-of-5 shooting, as he had eight points in a 11-0 second-half run after No. 1 Purdue pulled with 54-52
- Finished with 11 first-half points against Indiana before missing the second half because of back spasms
- Scored 18 points on 7-of-9 shooting against South Carolina State while adding three steals
- Totaled 16 points, including four 3-pointers, and added four rebounds vs. North Dakota on Dec. 20
- Totaled 13 points and five rebounds in the win over Rider and 13 points against Lindenwood
- Played in all 32 games, including 24 starts, in 2022-23 and averaged 8.0 points per game while ranking second on the team with 42 3-pointers
- Totaled 10 double-figure efforts as a sophomore, including a career-high 22 points at No. 14 Indiana on Dec. 7, 2022
- Played in all 32 games in 2021-22, averaging 8.1 points and 2.3 rebounds per game as the Huskers' sixth man
- Paced NU in 3-pointers (52) and 3-point percentage (.406), while he also shot 43 percent from long range in Big Ten play
- Spent the 2020-21 season at Xavier, playing in 15 games and averaging 3.3 points and 1.1 rebounds per game
- Was a four-star recruit who ranked No. 81 by ESPN in the class of 2021
- Playing for Dave Boff at Roselle Catholic, averaging 18.8 points, 4.5 rebounds and 2.8 assists per game to earn first-team all-state honors
- Younger brother (Simeon) is a freshman guard at St. John's in 2023-24

CAREER STATS

SEASON	TEAM	GP-GS	MIN/AVG	Field Goals		3-Point		F-Throws		Rebounds				Scoring						
				FG-FGA	FG%	3FG-3FGA	3FG%	FT-FTA	FT%	OFF	DEF	TOT	AVG	PF-FO	A	TO	BLK	STL	PTS	AVG
2020-21	XU	15-1	151/10.1	18-45	.400	10-29	.345	4-4	1.000	7	9	16	1.1	11-0	5	7	1	5	50	3.3
2021-22	Nebr	32-2	791/24.7	92-199	.462	52-128	.406	22-35	.629	17	56	73	2.3	42-1	26	31	3	25	258	8.1
2022-23	Nebr	32-24	870/27.2	95-238	.399	42-134	.313	23-36	.639	17	61	78	2.4	52-1	44	47	6	18	255	8.0
2023-24	Nebr	32-2	579/18.1	86-191	.450	50-126	.397	31-33	.939	12	37	49	1.5	39-0	28	32	6	16	253	7.9
TOTAL FOR Nebr		96-28	2241/23.3	273-628	.435	144-388	.371	76-104	.731	46	154	200	2.1	133-2	98	110	15	59	766	8.0
TOTAL		111-29	2392/21.5	291-673	.432	154-417	.369	80-108	.741	53	163	216	1.9	144-2	103	117	16	64	816	7.4

MISC. STATS

Category	2023-24	Career*
10+ Points	12	36
20+ Points	1	3
30+ Points	0	0
40+ Points	0	0
Double-Doubles	0	0
10+ Rebounds	0	0
10+ Assists	0	0
Led NU in Scoring	5	9
Led NU in Reb.	0	0
Led NU in Assists	0	1

*Includes Xavier

SEASON/CAREER HIGHS

Points	22, Wisconsin (2/1/24)
College Career:	22, Two times (last, 2/1/24)
Rebounds	5, Rider (11/13/23)
College Career:	6, Three times (last, 2/25/23)
Field Goals	7, Two times (last, 2/1/24)
College Career:	8, vs. Omaha (11/10/22)
3-Point Field Goals	5, Wisconsin (2/1/24)
College Career:	5, Two times (last, 2/1/24)
Free Throws	5, Purdue (1/9/24)
College Career:	6, at Indiana (12/7/22)
Free Throw Attempts	5, Purdue (1/9/24)
College Career:	6, at Indiana (12/7/22)
Assists	3, Wisconsin (2/1/24)
College Career:	4, Three times (last, 2/14/23)
Steals	3, South Carolina State (12/29/23)
College Career:	3, Two times (last, 12/29/23)
Blocks	2, Lindenwood (11/6/23)
College Career:	2, Two times (last, 11/6/23)
Minutes Played	28, Wisconsin (2/1/24)
College Career:	38, Two times (last, 1/7/23)

2023-24 GAME BY GAME

Opponent	Date	GS	MIN	Total		3-Pointers		Free throws		Rebounds				PF	A	TO	BLK	STL	PTS	AVG
				FG-FGA	PCT	3FG-3FGA	PCT	FT-FTA	PCT	OFF	DEF	TOT	AVG							
Lindenwood	11/06/2023	*	22:08	4-8	.500	2-5	.400	3-4	.750	0	1	1	1.0	0	2	0	2	0	13	13.0
Florida A&M	11/09/2023	*	19:51	2-6	.333	1-4	.250	1-2	.500	0	1	1	1.0	4	2	0	1	0	6	9.5
Rider	11/13/2023		22:51	4-8	.500	3-5	.600	2-2	1.000	4	1	5	2.3	2	1	3	0	0	13	10.7
Stony Brook	11/15/2023		14:23	1-3	.333	0-2	.000	0-0	.000	0	0	0	1.8	0	0	0	0	1	2	8.5
vs Oregon St.	11/18/2023		12:44	1-2	.500	1-2	.500	0-0	.000	0	0	0	1.4	0	1	0	0	0	3	7.4
Duquesne	11/22/2023		16:17	1-2	.500	0-1	.000	0-0	.000	0	2	2	1.5	1	1	0	0	1	2	6.5
Cal St. Fullerton	11/26/2023		16:37	2-6	.333	1-5	.200	0-0	.000	1	2	3	1.7	1	1	0	0	0	5	6.3
Creighton	12/03/2023		14:56	2-4	.500	0-2	.000	0-0	.000	0	0	0	1.5	0	0	0	0	0	4	6.0
at Minnesota	12/06/2023		18:07	3-6	.500	1-2	.500	2-2	1.000	1	2	3	1.7	2	2	1	0	0	9	6.3
Michigan St.	12/10/2023		15:00	3-5	.600	2-4	.500	2-2	1.000	1	1	2	1.7	0	1	0	0	0	10	6.7
at Kansas St.	12/17/2023		08:15	0-4	.000	0-2	.000	0-0	.000	1	2	3	1.8	1	0	1	1	0	0	6.1
North Dakota	12/20/2023		18:22	6-10	.600	4-6	.667	0-0	.000	1	3	4	2.0	1	1	1	0	1	16	6.9
South Carolina St.	12/29/2023		18:31	7-9	.778	2-4	.500	2-2	1.000	0	2	2	2.0	0	0	2	0	3	18	7.8
Indiana	01/03/2024		13:45	3-6	.500	3-6	.500	2-2	1.000	1	1	2	2.0	1	0	0	0	2	11	8.0
at Wisconsin	01/06/2024		16:33	2-4	.500	2-3	.667	0-0	.000	0	1	1	1.9	2	0	3	1	1	6	7.9
Purdue	01/09/2024		19:22	4-5	.800	3-4	.750	5-5	1.000	0	0	0	1.8	1	0	0	0	0	16	8.4
at Iowa	01/12/2024		19:01	1-4	.250	1-3	.333	2-2	1.000	1	3	4	1.9	1	2	0	0	0	5	8.2
at Rutgers	01/17/2024		18:28	3-6	.500	2-5	.400	4-4	1.000	0	2	2	1.9	3	2	3	1	0	12	8.4
Northwestern	01/20/2024		26:13	4-8	.500	2-4	.500	0-0	.000	0	1	1	1.9	3	1	3	0	2	10	8.5
Ohio St.	01/23/2024		30:02	6-12	.500	4-7	.571	0-0	.000	0	1	1	1.9	0	3	0	0	1	16	8.9
at Maryland	01/27/2024		23:18	5-7	.714	4-6	.667	0-0	.000	0	0	0	1.8	0	1	2	0	0	14	9.1
Wisconsin	02/01/2024		27:29	7-10	.700	5-7	.714	3-3	1.000	0	1	1	1.7	2	3	0	0	1	22	9.7
at Illinois	02/04/2024		19:31	1-6	.167	0-3	.000	0-0	.000	0	2	2	1.7	1	1	1	0	0	2	9.3
at Northwestern	02/07/2024		20:37	2-7	.286	1-4	.250	0-0	.000	0	2	2	1.8	2	1	2	0	0	5	9.2
Michigan	02/10/2024		16:48	1-4	.250	1-4	.250	0-0	.000	0	2	2	1.8	3	0	0	0	0	3	8.9
Penn St.	02/17/2024		15:50	1-6	.167	0-4	.000	2-2	1.000	0	2	2	1.8	2	0	2	0	0	4	8.7
at Indiana	02/21/2024		11:09	1-6	.167	0-4	.000	0-0	.000	0	1	1	1.7	2	0	2	0	0	2	8.5
Minnesota	02/25/2024		11:24	0-4	.000	0-2	.000	0-0	.000	0	0	0	1.7	0	1	0	0	0	0	8.2
at Ohio St.	02/29/2024		21:06	3-8	.375	1-5	.200	1-1	1.000	0	0	0	1.6	0	0	0	0	1	8	8.2
Rutgers	03/03/2024		19:44	2-4	.500	2-3	.667	0-0	.000	0	0	0	1.6	0	0	1	0	1	6	8.1
at Michigan	03/10/2024		14:54	3-5	.600	1-3	.333	0-0	.000	1	0	1	1.5	2	0	3	0	1	7	8.1
vs Indiana	03/15/2024		16:09	1-6	.167	1-5	.200	0-0	.000	0	1	1	1.5	2	1	2	0	0	3	7.9
Totals			2 579:24	86-191	.450	50-126	.397	31-33	.939	12	37	49	1.5	39	28	32	6	16	253	7.9

Player Averages

Games Played	Minutes/game	Points/game	FG Pct	3FG Pct	FT Pct	Rebounds/game	Assists/game	Turnovers/game	Assist/Turnover ratio	Steals/game	Blocks/game
32	18.1	7.9	45.0	39.7	93.9	1.5	0.9	1.0	0.9	0.5	0.2

SAM HOIBERG

SOPHOMORE • GUARD • 6-0 • 183 • LINCOLN, NEB. • PIUS X



2023-24 HONORS

- CSC Academic All-America Nominee
- NU Scholar-Athlete Honor Roll (Fall, 2023)

- Savvy performer who brings a spark off the bench and has a 2.5-to-1 assist-to turnover ratio and averages nearly a steal per game
- Tallied seven points, four rebounds, three assists and a pair of steals in a season-high 27 minutes vs. No. 13 Illinois in the Big Ten Tournament
- Tied a career high with four assists and added five points and five rebounds in 22 minutes at Ohio State
- Had four points, six rebounds and two steals in 25 minutes against Penn State
- Finished with four points, four rebounds and three assists in 17 minutes against Michigan
- Totaled three points, four rebounds and three steals in the overtime win over No. 6 Wisconsin
- Grabbed six rebounds and dished out three assists in the win over Northwestern
- Led NU in rebounds (six), assists (four) and steals (two) off the bench at Iowa
- Had nine points, including seven points in a 13-0 run to close the first half, three assists and three steals in the win over No. 1 Purdue
- Finished with five points, a team-high six boards and a pair of assists against No. 21 Wisconsin
- Totaled five points and a career-high four assists in 23 minutes against Indiana
- Set career bests in rebounds (seven) and assists (three) while adding five points in 16 minutes against South Dakota State
- Finished with five points, three rebounds and two assists in the win over Michigan State
- Topped NU against Lindenwood in the season opener, matching his career high with 15 points, along with five rebounds and two assists
- Played in 21 contests, including one start, in 2022-23 and was one of NU's top guards off the bench as he averaged 4.1 points per game on 55 percent shooting
- Poured in a career-high 15 points on 6-of-8 shooting in 26 minutes at Maryland on Jan. 27, 2023
- Garnered honorable-mention all-state honors as a senior, averaging 14.9 points, 4.2 rebounds and 3.8 assists at Lincoln Pius X High School in 2020-21, helping the school to an 18-4 record and a berth in the Class A (largest class) state tournament
- Sports and Media Communications major who hosts his own weekly radio show
- Is the son of NU Head Coach Fred Hoiberg, who played collegiately at Iowa State and in the NBA for a decade, while his oldest brother, Jack, played at both Michigan State (2017-21) and Texas Arlington (2021-22) and works in the San Antonio Spurs organization in the video department

CAREER STATS

		Field Goals		3-Point		F-Throws		Rebounds				Scoring								
SEASON	TEAM	GP-GS	MIN/AVG	FG-FGA	FG%	3FG-3FGA	3FG%	FT-FTA	FT%	OFF	DEF	TOT	AVG	PF-FO	A	TO	BLK	STL	PTS	AVG
2022-23	Nebr	21-1	267/12.7	27-49	.551	9-22	.409	23-28	.821	8	30	38	1.8	19-0	7	8	1	13	86	4.1
2023-24	Nebr	33-0	658/19.9	37-97	.381	15-48	.313	26-38	.684	19	79	98	3.0	65-0	59	24	3	31	115	3.5
TOTAL		54-1	925/17.1	64-146	.438	24-70	.343	49-66	.742	27	109	136	2.5	84-0	66	32	4	44	201	3.7

MISC. STATS

Category	2023-24	Career
10+ Points	1	3
20+ Points	0	0
30+ Points	0	0
40+ Points	0	0
Double-Doubles	0	0
10+ Rebounds	0	0
10+ Assists	0	0
Led NU in Scoring	1	1
Led NU in Reb.	3	4
Led NU in Assists	4	4

SEASON/CAREER HIGHS

Points		
Season:	15, Lindenwood (11/6/23)	
College Career:	15, Two times (1/28/23)	
Rebounds		
Season:	7, South Carolina State (12/29/23)	
College Career:	Same	
Field Goals		
Season:	5, Lindenwood (11/6/23)	
College Career:	6, at Maryland (1/28/23)	
3-Point Field Goals		
Season:	2, Two times (last, 1/17/24)	
College Career:	3, at Maryland (1/28/23)	
Free Throws		
Season:	4, Two times (last, 2/10/24)	
College Career:	5, Two times (last, 2/28/23)	
Free Throw Attempts		
Season:	6, at Northwestern (2/7/24)	
College Career:	6, Michigan State (2/28/23)	
Assists		
Season:	4, Three times (last, 2/29/24)	
College Career:	Same	
Steals		
Season:	4, Florida A&M (11/9/23)	
College Career:	Same	
Blocks		
Season:	1, Three times (last, 1/6/24)	
College Career:	1, Four times (last, 1/6/24)	
Minutes Played		
Season:	27, vs. Illinois (3/16/24)	
College Career:	37, Maryland (2/19/23)	

2023-24 GAME BY GAME

Opponent	Date	GS	MIN	Total		3-Pointers		Free throws		Rebounds				PF	A	TO	BLK	STL	PTS	AVG		
				FG-FGA	PCT	3FG-3FGA	PCT	FT-FTA	PCT	OFF	DEF	TOT	AVG									
Lindenwood	11/06/2023		25:14	5-7	.714	2-4	.500	3-5	.600	0	5	5	5.0	1	2	0	1	1	15	15.0		
Florida A&M	11/09/2023		22:37	1-3	.333	1-3	.333	0-0	.000	1	2	3	4.0	1	1	2	0	4	3	9.0		
Rider	11/13/2023		22:04	2-4	.500	1-3	.333	2-2	1.000	2	2	4	4.0	2	1	1	0	0	7	8.3		
Stony Brook	11/15/2023		12:41	1-2	.500	0-1	.000	0-0	.000	0	0	0	3.0	3	1	1	0	0	2	6.8		
vs Oregon St.	11/18/2023		11:48	2-4	.500	1-3	.333	0-1	.000	0	0	0	2.4	3	0	1	0	0	5	6.4		
Duquesne	11/22/2023		14:43	1-3	.333	1-1	1.000	0-0	.000	0	0	0	2.0	0	0	1	0	0	3	5.8		
Cal St. Fullerton	11/26/2023		15:20	0-1	.000	0-0	.000	0-0	.000	0	2	2	2.0	3	1	0	0	0	0	5.0		
Creighton	12/03/2023		11:12	0-3	.000	0-0	.000	0-2	.000	2	3	5	2.4	0	0	0	0	1	0	4.4		
at Minnesota	12/06/2023		08:28	0-0	.000	0-0	.000	0-0	.000	0	0	0	2.1	0	2	0	0	0	0	3.9		
Michigan St.	12/10/2023		16:38	1-4	.250	1-2	.500	2-2	1.000	0	3	3	2.2	1	2	0	0	1	5	4.0		
at Kansas St.	12/17/2023		25:33	1-3	.333	1-2	.500	0-0	.000	0	3	3	2.3	1	2	0	0	2	3	3.9		
North Dakota	12/20/2023		23:46	2-4	.500	1-2	.500	0-0	.000	0	2	2	2.3	4	2	3	0	1	5	4.0		
South Carolina St.	12/29/2023		16:34	2-6	.333	0-2	.000	1-2	.500	3	4	7	2.6	3	3	2	0	2	5	4.1		
Indiana	01/03/2024		22:53	1-3	.333	0-1	.000	3-3	1.000	0	0	0	2.4	3	4	1	0	1	5	4.1		
at Wisconsin	01/06/2024		19:52	1-4	.250	1-2	.500	2-2	1.000	0	6	6	2.7	2	2	1	1	0	5	4.2		
Purdue	01/09/2024		23:54	4-5	.800	1-2	.500	0-0	.000	0	2	2	2.6	2	3	0	0	3	9	4.5		
at Iowa	01/12/2024		25:07	1-5	.200	0-2	.000	0-0	.000	0	6	6	2.8	1	4	2	0	2	2	4.4		
at Rutgers	01/17/2024		18:58	2-2	1.000	2-2	1.000	0-0	.000	0	1	1	2.7	2	1	2	0	0	6	4.4		
Northwestern	01/20/2024		21:52	1-1	1.000	0-0	.000	0-1	.000	1	5	6	2.9	1	3	0	0	0	2	4.3		
Ohio St.	01/23/2024		26:47	0-2	.000	0-0	.000	1-2	.500	1	3	4	3.0	2	0	1	0	2	1	4.2		
at Maryland	01/27/2024		19:17	0-1	.000	0-1	.000	0-0	.000	0	2	2	2.9	2	1	2	0	1	0	4.0		
Wisconsin	02/01/2024		22:04	1-2	.500	0-0	.000	1-2	.500	1	3	4	3.0	3	2	0	0	3	3	3.9		
at Illinois	02/04/2024		18:57	1-2	.500	1-2	.500	0-0	.000	1	1	2	2.9	2	1	0	0	0	3	3.9		
at Northwestern	02/07/2024		19:18	0-0	.000	0-0	.000	4-6	.667	0	1	1	2.8	2	2	0	0	0	4	3.9		
Michigan	02/10/2024		17:15	0-2	.000	0-1	.000	4-4	1.000	1	3	4	2.9	2	3	1	0	1	4	3.9		
Penn St.	02/17/2024		24:26	2-5	.400	0-2	.000	0-0	.000	2	4	6	3.0	2	1	2	0	2	4	3.9		
at Indiana	02/21/2024		18:06	0-0	.000	0-0	.000	2-2	1.000	0	2	2	3.0	2	1	0	0	1	2	3.8		
Minnesota	02/25/2024		21:22	0-4	.000	0-2	.000	0-0	.000	2	3	5	3.0	3	3	0	0	1	0	3.7		
at Ohio St.	02/29/2024		22:06	2-5	.400	1-3	.333	0-0	.000	1	3	4	3.1	2	4	0	0	0	5	3.7		
Rutgers	03/03/2024		23:19	0-2	.000	0-2	.000	0-0	.000	0	2	2	3.0	3	2	0	0	0	0	3.6		
at Michigan	03/10/2024		20:38	0-2	.000	0-1	.000	0-0	.000	0	1	1	3.0	4	1	1	0	0	0	3.5		
vs Indiana	03/15/2024		18:27	0-1	.000	0-1	.000	0-0	.000	1	1	2	2.9	0	1	1	0	0	0	3.4		
vs Illinois	03/16/2024		26:51	3-5	.600	0-1	.000	1-2	.500	0	4	4	3.0	3	3	0	0	2	7	3.5		
Totals				0	658:07	37-97	.381	15-48	.313	26-38	.684	19	79	98	3.0	65	59	24	3	31	115	3.5

Player Averages

Games Played	Minutes/ game	Points/ game	FG Pct	3FG Pct	FT Pct	Rebounds/ game	Assists/ game	Turnovers/ game	Assist/Turnover ratio	Steals/ game	Blocks/ game
33	19.9	3.5	38.1	31.3	68.4	3.0	1.8	0.7	2.5	0.9	0.1

BRICE WILLIAMS

JUNIOR • GUARD • 6-7 • 213 • HUNTERVILLE, N.C. • CHARLOTTE



2023-24 HONORS

- NU Scholar-Athlete Honor Roll (Fall, 2023)

- Three-level scorer who is a career 39 percent shooter from 3-point range and has the ability to guard multiple positions
- Has been in double figures a team-high 24 times, including a season-high 25-point effort in the win over Oregon State
- Led NU with 23 points, along with five boards and three assists in the Big Ten Tournament loss to No. 13 Illinois
- Tied for team-high honors with 23 points, including four 3-pointers, four rebounds and three steals vs. Indiana in the Big Ten Tournament
- Totaled 15 points, eight boards and three steals against Minnesota
- Finished with 18 points, six rebounds and a pair of assists in the win at Indiana
- Recorded his first double-double of the season with 13 points, 10 rebounds and four assists at Northwestern
- Nearly posted a double-double with 17 points, including six points in OT, and nine rebounds in the win over No. 6 Wisconsin
- Led NU with 22 points and had six rebounds and three steals at Rutgers
- Played his best all-around game of the year vs. No. 1 Purdue with nine points, a career-high nine assists, 11 rebounds and two blocked shots
- Totaled 15 points, six rebounds and a career-high four steals in the win over Indiana
- Scored all 14 of his points in the second half against Michigan State, including a go-ahead 3-pointer with 2:10 remaining.
- Finished with 18 points, six boards, four assists and three steals before fouling out at Minnesota
- Returned from a knee injury to earn second-team All-Conference USA honors in 2022-23, averaging 13.8 points and 5.8 rebounds per game while shooting almost 40 percent from 3-point range.
- MVP of the 2023 College Basketball Invitational, averaging 16.3 points, 7.8 rebounds and 3.0 assists per game and posting two double-doubles in four games
- Two-time C-USA Player of the Week who earned USBWA National Player of the Week after averaging 31.0 points on 78 percent shooting, 5.5 rebounds and 1.5 assists per game
- Graduated from Charlotte with a degree in mass communications in July of 2023 and is in NU's graduate program
- His father (Henry) is Charlotte's all-time leading scorer with 2,383 points and was a second-round pick of the San Antonio Spurs in 1992 before playing in Europe for a decade

CAREER STATS

SEASON	TEAM	GP-GS	MIN/AVG	Field Goals		3-Point		F-Throws		Rebounds				Scoring						
				FG-FGA	FG%	3FG-3FGA	3FG%	FT-FTA	FT%	OFF	DEF	TOT	AVG	PF-FO	A	TO	BLK	STL	PTS	AVG
2019-20	CLT	27-0	244/9.0	23-62	.371	9-30	.300	8-12	.667	5	35	40	1.5	18-0	4	11	7	6	63	2.3
2020-21	CLT	25-14	738/29.5	86-182	.473	31-72	.431	40-57	.702	20	79	99	4.0	54-0	25	27	11	19	243	9.7
2022-23	CLT	36-13	976/27.1	170-355	.479	58-146	.397	97-115	.843	28	162	190	5.3	48-1	43	46	13	20	495	13.8
2023-24	Nebr	33-33	977/29.6	136-307	.443	49-125	.392	110-131	.840	30	152	182	5.5	84-3	80	60	20	36	431	13.1
TOTAL FOR Nebr		33-33	977/29.6	136-307	.443	49-125	.392	110-131	.840	30	152	182	5.5	84-3	80	60	20	36	431	13.1
TOTAL		121-60	2936/24.3	415-906	.458	147-373	.394	255-315	.810	83	428	511	4.2	204-4	152	144	51	81	1232	10.2

MISC. STATS

Category	2023-24	Career*
10+ Points	24	63
20+ Points	4	16
30+ Points	0	2
40+ Points	0	0
Double-Doubles	1	5
10+ Rebounds	2	6
10+ Assists	0	0
Led NU in Scoring	5	5
Led NU in Reb.	8	8
Led NU in Assists	11	11
Includes Charlotte		

SEASON/CAREER HIGHS

Points	
Season:	25, vs. Oregon State (11/18/23)
College Career:	32, UAB (3/4/23)
Rebounds	
Season:	11, Purdue (1/9/24)
College Career:	13, Rice (2/25/23)
Field Goals	
Season:	9, vs. Oregon State (11/18/23)
College Career:	12, UAB (3/4/23)
3-Point Field Goals	
Season:	4, Two times (last, 3/15/24)
College Career:	4, Three times (last, 3/15/24)
Free Throws	
Season:	9, vs. Indiana (3/15/24)
College Career:	11, Middle Tenn. St. (12/29/22)
Free Throw Attempts	
Season:	9, vs. Indiana (3/15/24)
College Career:	14, Louisiana Tech (12/31/22)
Assists	
Season:	9, Purdue (1/9/24)
College Career:	4, Three times (last, 12/6/23)
Steals	
Season:	4, Indiana (1/3/24)
College Career:	Same
Blocks	
Season:	2, Four times (last, 1/9/24)
College Career:	3, Two times (last, 3/20/23)
Minutes Played	
Season:	39, Two times (last, 2/1/24)
College Career:	46, UAB (3/4/23)

2023-24 GAME BY GAME

Opponent	Date	GS	MIN	Total		3-Pointers		Free throws		Rebounds				PF	A	TO	BLK	STL	PTS	AVG	
				FG-FGA	PCT	3FG-3FGA	PCT	FT-FTA	PCT	OFF	DEF	TOT	AVG								
Lindenwood	11/06/2023	*	23:15	4-11	.364	2-6	.333	3-4	.750	0	1	1	1.0	1	2	1	1	0	13	13.0	
Florida A&M	11/09/2023	*	22:19	3-9	.333	2-4	.500	7-7	1.000	2	4	6	3.5	3	2	1	1	0	15	14.0	
Rider	11/13/2023	*	28:01	1-6	.167	1-3	.333	4-5	.800	0	8	8	5.0	1	3	1	0	1	7	11.7	
Stony Brook	11/15/2023	*	23:26	6-9	.667	2-3	.667	3-4	.750	2	7	9	6.0	3	4	3	0	0	17	13.0	
vs Oregon St.	11/18/2023	*	28:21	9-17	.529	3-7	.429	4-4	1.000	3	0	3	5.4	0	2	0	1	2	25	15.4	
Duquesne	11/22/2023	*	30:06	3-6	.500	1-3	.333	4-4	1.000	0	1	1	4.7	3	1	0	0	0	11	14.7	
Cal St. Fullerton	11/26/2023	*	29:48	4-9	.444	2-5	.400	4-4	1.000	0	2	2	4.3	3	3	1	2	0	14	14.6	
Creighton	12/03/2023	*	21:19	3-7	.429	0-0	.000	0-0	.000	2	5	7	4.6	1	2	1	0	1	6	13.5	
at Minnesota	12/06/2023	*	30:28	8-16	.500	1-3	.333	1-2	.500	3	3	6	4.8	5	4	4	1	3	18	14.0	
Michigan St.	12/10/2023	*	30:02	4-7	.571	1-2	.500	5-6	.833	0	3	3	4.6	2	0	2	1	0	14	14.0	
at Kansas St.	12/17/2023	*	31:59	4-12	.333	2-7	.286	0-1	.000	1	8	9	5.0	3	2	2	2	0	10	13.6	
North Dakota	12/20/2023	*	30:02	4-12	.333	0-5	.000	4-4	1.000	3	4	7	5.2	2	3	2	0	1	12	13.5	
South Carolina St.	12/29/2023	*	20:08	5-10	.500	1-4	.250	5-5	1.000	0	7	7	5.3	2	1	3	2	0	16	13.7	
Indiana	01/03/2024	*	23:32	5-10	.500	3-4	.750	2-3	.667	3	3	6	5.4	2	1	3	0	4	15	13.8	
at Wisconsin	01/06/2024	*	31:48	3-9	.333	1-3	.333	3-3	1.000	0	4	4	5.3	1	6	1	0	0	10	13.5	
Purdue	01/09/2024	*	29:39	2-6	.333	1-1	1.000	4-4	1.000	0	11	11	5.6	3	9	2	2	2	9	13.3	
at Iowa	01/12/2024	*	30:20	3-11	.273	0-6	.000	0-0	.000	0	4	4	5.5	2	2	2	0	1	6	12.8	
at Rutgers	01/17/2024	*	39:12	6-13	.462	4-8	.500	6-8	.750	0	6	6	5.6	4	2	2	0	3	22	13.3	
Northwestern	01/20/2024	*	31:24	4-6	.667	1-2	.500	3-5	.600	0	4	4	5.5	3	2	3	0	0	12	13.3	
Ohio St.	01/23/2024	*	27:08	5-9	.556	2-4	.500	2-2	1.000	2	5	7	5.6	1	4	2	0	1	14	13.3	
at Maryland	01/27/2024	*	28:03	2-7	.286	2-3	.667	3-4	.750	0	3	3	5.4	3	1	2	1	2	9	13.1	
Wisconsin	02/01/2024	*	38:39	4-9	.444	2-3	.667	7-8	.875	2	7	9	5.6	4	2	5	1	2	17	13.3	
at Illinois	02/04/2024	*	33:44	3-12	.250	1-5	.200	0-0	.000	0	3	3	5.5	5	1	1	1	0	7	13.0	
at Northwestern	02/07/2024	*	35:13	5-7	.714	1-2	.500	2-2	1.000	0	10	10	5.7	2	4	3	0	1	13	13.0	
Michigan	02/10/2024	*	25:51	5-9	.556	1-1	1.000	2-4	.500	1	3	4	5.6	3	0	1	0	1	13	13.0	
Penn St.	02/17/2024	*	28:02	1-6	.167	0-2	.000	0-0	.000	2	5	7	5.7	1	2	2	0	1	2	12.6	
at Indiana	02/21/2024	*	32:35	6-10	.600	2-6	.333	4-4	1.000	1	5	6	5.7	2	2	1	1	1	18	12.8	
Minnesota	02/25/2024	*	35:26	4-9	.444	2-5	.400	5-6	.833	1	7	8	5.8	3	1	1	0	3	15	12.9	
at Ohio St.	02/29/2024	*	22:58	3-7	.429	1-2	.500	0-0	.000	1	1	2	5.6	5	1	1	0	2	7	12.7	
Rutgers	03/03/2024	*	37:04	1-5	.200	1-3	.333	5-6	.833	1	6	7	5.7	4	3	3	1	1	8	12.5	
at Michigan	03/10/2024	*	34:19	3-6	.500	0-2	.000	4-6	.667	0	3	3	5.6	3	4	0	0	1	10	12.4	
vs Indiana	03/15/2024	*	27:52	5-8	.625	4-6	.667	9-9	1.000	0	4	4	5.5	2	1	2	1	3	23	12.8	
vs Illinois	03/16/2024	*	35:14	8-17	.471	2-5	.400	5-7	.714	0	5	5	5.5	2	3	2	1	0	23	13.1	
Totals			33	977:17	136-307	.443	49-125	.392	110-131	.840	30	152	182	5.5	84	80	60	20	36	431	13.1

Player Averages

Games Played	Minutes/game	Points/game	FG Pct	3FG Pct	FT Pct	Rebounds/game	Assists/game	Turnovers/game	Assist/Turnover ratio	Steals/game	Blocks/game
33	29.6	13.1	44.3	39.2	84.0	5.5	2.4	1.8	1.3	1.1	0.6

JUWAN GARY

JUNIOR • GUARD/FORWARD • 6-6 • 215 • COLUMBIA, S.C. • ALABAMA



2023-24 HONORS

- Returning starter at forward who returned after season-ending shoulder surgery in January of 2023
- Gives the Huskers toughness and athleticism and has worked to significantly improve his shooting
- Has been in double figures 16 times, tying or setting career highs in scoring three times in 2023-24
- Finished with 11 points and six rebounds in the Big Ten Tournament opener against Indiana
- Recorded his fifth double-double of the season with 15 points, 11 rebounds and three blocked shots vs. Rutgers
- Posted a career high with 22 points, including 4-of-7 from 3-point range, along with eight boards in the win over Minnesota
- Finished with 16 points and six rebounds at Indiana
- Totaled 13 points, six boards and a pair of steals in 31 minutes against Penn State
- Came off the bench for his fourth double-double of the season at No. 14 Illinois, finishing with 12 points, 11 boards and two steals
- Had nine points and six boards in 22 minutes at Rutgers before suffering a calf strain which sidelined him for three contests
- Finished with 13 points, five rebounds and two steals in the win over No. 1 Purdue
- Posted his second straight double-double with 12 points and 12 boards vs. North Dakota
- Grabbed a career-high 18 rebounds, including 11 offensive boards, and had 13 points in the win at Kansas State
- Made his first start of the season against Michigan State and finished with 20 points on 8-of-11 shooting, three rebounds and three steals
- Totaled a career-high 20 points on 7-of-10 shooting against Duquesne
- Recorded a double-double in the win over Oregon State with 12 points and a season-high 10 rebounds, marking his fourth career double-double
- Starting forward who played in 17 games before suffering a season-ending left shoulder injury on Jan. 10, 2023
- Played in 29 games at Alabama in 2021-22, averaging 6.5 points per game on 51 percent shooting and 3.4 rebounds per game
- Totaled eight double-figure efforts, including a career-high 19 points in wins over both Houston and at Florida, and two double-doubles
- Helped Alabama to an SEC title and an NCAA Sweet 16 berth in 2020-21, playing in 30 games, including two starts, as Alabama went 26-7
- Suffered a torn right ACL in October of 2019 and missed the entire season
- Ranked No. 64 overall by ESPN and was No. 82 in the RSCI Composite after averaging 25 points, seven rebounds and two blocks per game for Liberty Heights Charter School

CAREER STATS

SEASON	TEAM	GP-GS	MIN/AVG	Field Goals		3-Point		F-Throws		Rebounds				Scoring						
				FG-FGA	FG%	3FG-3FGA	3FG%	FT-FTA	FT%	OFF	DEF	TOT	AVG	PF-FO	A	TO	BLK	STL	PTS	AVG
2020-21	Bama	30-2	284/9.5	48-89	.539	1-9	.111	18-34	.529	40	45	85	2.8	40-1	5	13	12	14	115	3.8
2021-22	Bama	29-16	450/15.5	73-142	.514	9-41	.220	33-54	.611	49	50	99	3.4	61-1	9	18	16	17	188	6.5
2022-23	Nebr	17-17	502/29.6	64-147	.435	15-57	.263	18-29	.621	35	75	110	6.5	32-0	14	15	9	24	161	9.5
2023-24	Nebr	27-19	733/27.1	119-240	.496	26-85	.306	52-77	.675	62	106	168	6.2	57-2	32	19	21	28	316	11.7
TOTAL FOR Nebr		44-36	1235/28.1	183-387	.473	41-142	.289	70-106	.660	97	181	278	6.3	89-2	46	34	30	52	477	10.8
TOTAL		103-54	1969/19.1	304-618	.492	51-192	.266	121-194	.624	186	276	462	4.5	190-4	60	65	58	83	780	7.6

MISC. STATS

Category	2023-24	Career*
10+ Points	16	36
20+ Points	3	3
30+ Points	0	0
40+ Points	0	0
Double-Doubles	5	8
10+ Rebounds	5	10
10+ Assists	0	0
Led NU in Scoring	4	7
Led NU in Reb.	6	10
Led NU in Assists	0	0

SEASON/CAREER HIGHS

Points	
Season:	22, Minnesota (2/25/24)
College Career:	Same
Rebounds	
Season:	18, at Kansas State (12/17/23)
College Career:	Same
Field Goals	
Season:	8, Two times (last, 12/10/23)
College Career:	Same
3-Point Field Goals	
Season:	4, Minnesota (2/25/24)
College Career:	same
Free Throws	
Season:	5, Cal State Fullerton (11/26/23)
College Career:	6 vs. Houston (12/11/21)
Free Throw Attempts	
Season:	6, Cal State Fullerton (11/26/23)
College Career:	9 vs. Houston (12/11/21)
Assists	
Season:	4, South Carolina State (12/29/23)
College Career:	Same
Steals	
Season:	3, Two times (last, 12/10/23)
College Career:	4, at Kansas State (12/17/22)
Blocks	
Season:	4, South Carolina State (12/29/23)
College Career:	Same
Minutes Played	
Season:	36, Michigan State (12/10/23)
College Career:	37, Iowa (12/29/22)

2023-24 GAME BY GAME

Opponent	Date	GS	MIN	Total		3-Pointers		Free throws		Rebounds				PF	A	TO	BLK	STL	PTS	AVG	
				FG-FGA	PCT	3FG-3FGA	PCT	FT-FTA	PCT	OFF	DEF	TOT	AVG								
Stony Brook	11/15/2023		23:18	8-11	.727	2-4	.500	1-4	.250	2	5	7	7.0	0	0	0	0	0	19	19.0	
vs Oregon St.	11/18/2023		20:58	5-10	.500	1-4	.250	1-2	.500	4	6	10	8.5	3	2	2	2	1	12	15.5	
Duquesne	11/22/2023		22:03	7-10	.700	2-4	.500	4-4	1.000	2	3	5	7.3	3	1	0	0	0	20	17.0	
Cal St. Fullerton	11/26/2023		24:46	3-10	.300	2-7	.286	5-6	.833	2	4	6	7.0	0	1	0	0	2	13	16.0	
Creighton	12/03/2023		24:11	4-9	.444	0-2	.000	0-0	.000	1	0	1	5.8	0	1	0	1	3	8	14.4	
at Minnesota	12/06/2023		30:54	5-7	.714	0-1	.000	1-1	1.000	2	2	4	5.5	3	2	2	2	0	2	11	13.8
Michigan St.	12/10/2023	*	35:59	8-11	.727	2-4	.500	2-3	.667	0	3	3	5.1	2	1	1	2	3	20	14.7	
at Kansas St.	12/17/2023	*	30:39	6-16	.375	1-2	.500	0-0	.000	11	7	18	6.8	3	1	3	1	0	13	14.5	
North Dakota	12/20/2023	*	34:01	4-8	.500	3-5	.600	1-2	.500	4	8	12	7.3	1	2	0	0	2	12	14.2	
South Carolina St.	12/29/2023	*	15:42	1-3	.333	0-2	.000	3-4	.750	2	1	3	6.9	0	4	0	4	1	5	13.3	
Indiana	01/03/2024	*	20:32	2-7	.286	0-2	.000	0-0	.000	2	0	2	6.5	4	2	0	0	1	4	12.5	
at Wisconsin	01/06/2024	*	17:50	4-5	.800	0-1	.000	0-0	.000	0	0	0	5.9	4	0	0	1	0	8	12.1	
Purdue	01/09/2024	*	33:13	4-8	.500	1-1	1.000	3-6	.500	3	2	5	5.8	2	1	1	1	2	12	12.1	
at Iowa	01/12/2024	*	13:41	3-8	.375	0-3	.000	3-4	.750	2	3	5	5.8	4	0	0	1	0	9	11.9	
at Rutgers	01/17/2024	*	22:32	4-8	.500	1-3	.333	0-0	.000	3	3	6	5.8	0	0	0	1	1	9	11.7	
Wisconsin	02/01/2024		33:05	3-6	.500	0-3	.000	3-6	.500	1	3	4	5.7	1	1	2	1	0	9	11.5	
at Illinois	02/04/2024		34:56	4-5	.800	0-0	.000	4-4	1.000	1	10	11	6.0	4	2	1	0	2	12	11.5	
at Northwestern	02/07/2024	*	28:48	6-11	.545	1-2	.500	2-3	.667	2	1	3	5.8	5	0	2	1	0	15	11.7	
Michigan	02/10/2024	*	26:20	2-5	.400	1-2	.500	0-2	.000	3	4	7	5.9	3	2	1	1	2	5	11.4	
Penn St.	02/17/2024	*	30:49	5-9	.556	0-1	.000	3-3	1.000	3	3	6	5.9	1	0	0	0	2	13	11.5	
at Indiana	02/21/2024	*	34:01	6-12	.500	2-4	.500	1-5	.200	3	3	6	5.9	3	1	0	0	1	15	11.6	
Minnesota	02/25/2024	*	34:31	7-13	.538	4-7	.571	4-4	1.000	3	5	8	6.0	0	2	2	0	0	22	12.1	
at Ohio St.	02/29/2024	*	27:11	3-12	.250	0-6	.000	2-2	1.000	0	6	6	6.0	3	1	0	0	1	8	11.9	
Rutgers	03/03/2024	*	31:49	5-15	.333	2-7	.286	3-4	.750	2	9	11	6.2	1	1	0	3	1	15	12.0	
at Michigan	03/10/2024	*	27:49	4-6	.667	0-1	.000	1-2	.500	1	6	7	6.2	0	1	1	1	0	9	11.9	
vs Indiana	03/15/2024	*	25:10	4-9	.444	1-4	.250	2-2	1.000	1	5	6	6.2	2	1	1	0	1	11	11.9	
vs Illinois	03/16/2024	*	27:48	2-6	.333	0-3	.000	3-4	.750	2	4	6	6.2	5	2	0	0	0	7	11.7	
Totals			19	732:37	119-240	.496	26-85	.306	52-77	.675	62	106	168	6.2	57	32	19	21	28	316	11.7

Player Averages

Games Played	Minutes/game	Points/game	FG Pct	3FG Pct	FT Pct	Rebounds/game	Assists/game	Turnovers/game	Assist/Turnover ratio	Steals/game	Blocks/game
27	27.1	11.7	49.6	30.6	67.5	6.2	1.2	0.7	1.7	1.0	0.8

JARRON COLEMAN

SENIOR • GUARD • 6-5 • 213 • INDIANAPOLIS, IND. • BALL STATE



2023-24 HONORS

- Grad transfer from Ball State who comes off the bench to give the Husker backcourt size and leadership
- Had two points and an assist against Indiana in his first appearance since Jan. 27
- Has recorded multiple assists seven times in 2023-24, including a season-high six assists against South Carolina State
- Saw his first action since Dec. 6 against SCSU, finishing with eight points, including a pair of 3-pointers, and six assists in 19 minutes
- Totaled five points, six boards and four assists in the win over Lindenwood
- Was a second-team All-Mid-American Conference pick in 2022-23, topping Ball State in scoring (14.6 ppg), assists (3.8 apg) and steals (1.3 spg), as he finished eighth in the MAC in assists and 3-pointers per game
- Spent the 2021-22 season at Missouri, where he averaged 8.6 points, 3.4 rebounds and 2.8 assists per game, leading the Tigers in assists and 3-pointers (46) while totaling 14 double-figure efforts
- Was the MAC Freshman of the Year in 2019-20 at Ball State, leading all MAC Freshmen in scoring, assists and rebounding in conference action
- Played at Cathedral High School in Indianapolis, where he averaged 17.2 points, 6.3 rebounds and 4.1 assists per game to garner IBCA Senior All-State Supreme 15 honors
- Received his undergraduate degree from Ball State in July of 2023, becoming the first college graduate in his family, and is currently studying sports communications at Nebraska

MISC. STATS

Category	2023-24	Career*
10+ Points	0	51
20+ Points	0	9
30+ Points	0	0
40+ Points	0	0
Double-Doubles	0	11
10+ Rebounds	0	13
10+ Assists	0	0
Led NU in Scoring	0	0
Led NU in Reb.	0	0
Led NU in Assists	3	3

*Includes Ball State/Missouri

SEASON/CAREER HIGHS

Points	
Season:	8, South Carolina State (12/29/23)
College Career:	33, Toledo (3/11/21)
Rebounds	
Season:	6, Lindenwood (11/6/23)
College Career:	13, at Ole Miss (1/18/22)
Field Goals	
Season:	3,, South Carolina State (12/29/23)
College Career:	12, Toledo (3/11/21)
3-Point Field Goals	
Season:	2,, South Carolina State (12/29/23)
College Career:	7, Two times (last, 1/24/23)
Free Throws	
Season:	2, Two times (last, 11/15/23)
College Career:	9, Kent State (2/21/23)
Free Throw Attempts	
Season:	3, Florida A&M (11/9/23)
College Career:	10, Kent State (2/21/23)
Assists	
Season:	6, South Carolina State (12/29/23)
College Career:	8, Four times (last, 2/21/23)
Steals	
Season:	1, Three times (last, 12/29/23)
College Career:	4, Two times (last, 1/17/23)
Blocks	
Season:	1, Florida A&M (11/9/23)
College Career:	2, Three times (last, 12/10/22)
Minutes Played	
Season:	20, Two times (last, 12/29/23)
College Career:	43, Eastern Michigan (2/3/23)

CAREER STATS

SEASON	TEAM	GP-GS	MIN/AVG	Field Goals		3-Point		F-Throws		Rebounds				Scoring						
				FG-FGA	FG%	3FG-3FGA	3FG%	FT-FTA	FT%	OFF	DEF	TOT	AVG	PF	FO	A	TO	BLK	STL	PTS
2019-20	BSU	31-25	791/25.5	109-239	.456	26-80	.325	44-67	.657	25	123	148	4.8	56-1	91	83	8	27	288	9.3
2020-21	BSU	13-10	351/27.0	62-130	.477	31-73	.425	25-32	.781	15	53	68	5.2	25-0	42	41	6	9	180	13.8
2021-22	MIZ	31-21	888/28.6	97-269	.361	46-152	.303	27-42	.643	15	90	105	3.4	64-2	86	85	7	28	267	8.6
2022-23	BSU	30-30	1026/34.2	143-380	.376	68-193	.352	76-98	.776	17	129	146	4.9	76-1	115	75	10	40	430	14.3
2023-24	Nebr	12-0	144/12.0	9-36	.250	4-22	.182	7-11	.636	1	19	20	1.7	11-0	27	17	1	3	29	2.4
TOTAL FOR Nebr	12-0	144/12.0	9-36	.250	4-22	.182	7-11	.636	1	19	20	1.7	11-0	27	17	1	3	29	2.4	
TOTAL	117-86	3199/27.3	420-1054	.398	175-520	.337	179-250	.716	73	414	487	4.2	232-4	361	301	32	107	1194	10.2	

2023-24 GAME BY GAME

Opponent	Date	GS	MIN	Total		3-Pointers		Free throws		Rebounds				PF	A	TO	BLK	STL	PTS	AVG	
				FG-FGA	PCT	3FG-3FGA	PCT	FT-FTA	PCT	OFF	DEF	TOT	AVG								
Lindenwood	11/06/2023		19:47	1-3	.333	1-2	.500	2-2	1.000	0	6	6	6.0	1	4	2	0	1	5	5.0	
Florida A&M	11/09/2023		17:54	1-3	.333	1-3	.333	1-3	.333	0	3	3	4.5	0	3	3	1	0	4	4.5	
Rider	11/13/2023		18:46	1-5	.200	0-3	.000	1-2	.500	0	3	3	4.0	1	2	0	0	0	3	4.0	
Stony Brook	11/15/2023		10:47	1-2	.500	0-1	.000	2-2	1.000	0	1	1	3.3	1	2	2	0	0	4	4.0	
vs Oregon St.	11/18/2023		14:50	0-2	.000	0-2	.000	1-2	.500	0	2	2	3.0	1	3	0	0	1	1	3.4	
Duquesne	11/22/2023		13:38	1-5	.200	0-1	.000	0-0	.000	1	1	2	2.8	1	4	0	0	0	2	3.2	
Cal St. Fullerton	11/26/2023		08:31	0-2	.000	0-1	.000	0-0	.000	0	2	2	2.7	1	2	4	0	0	0	2.7	
Creighton	12/03/2023		10:36	0-4	.000	0-2	.000	0-0	.000	0	1	1	2.5	2	0	0	0	0	0	2.4	
at Minnesota	12/06/2023		03:25	0-1	.000	0-1	.000	0-0	.000	0	0	0	2.2	2	0	0	0	0	0	2.1	
South Carolina St.	12/29/2023		19:30	3-7	.429	2-5	.400	0-0	.000	0	0	0	2.0	1	6	6	0	1	8	2.7	
at Maryland	01/27/2024		02:01	0-0	.000	0-0	.000	0-0	.000	0	0	0	1.8	0	0	0	0	0	0	2.5	
vs Indiana	03/15/2024		04:08	1-2	.500	0-1	.000	0-0	.000	0	0	0	1.7	0	1	0	0	0	2	2.4	
Totals			0	143:53	9-36	.250	4-22	.182	7-11	.636	1	19	20	1.7	11	27	17	1	3	29	2.4

Player Averages

Games Played	Minutes/game	Points/game	FG Pct	3FG Pct	FT Pct	Rebounds/game	Assists/game	Turnovers/game	Assist/Turnover ratio	Steals/game	Blocks/game
12	12.0	2.4	25.0	18.2	63.6	1.7	2.3	1.4	1.6	0.3	0.1

JAMARQUES LAWRENCE

SOPHOMORE • GUARD • 6-3 • 182 • PLAINFIELD, N.J. • ROSELLE CATHOLIC



2023-24 HONORS

- Started first 23 games at point guard before moving to a first guard off the bench in recent weeks
- Averaged 9.8 points per game while shooting 56 percent from the field and 55 percent from 3-point range since moving to the bench on Feb. 7
- Finished with nine points, two assists and a pair of steals vs. No. 13 Illinois in the Big Ten Tournament semifinals
- Came off the bench for 15 points on 5-of-6 shooting against Indiana in the Big Ten Tournament
- Tied for team-high honors with 14 points on 5-of-7 shooting and a team-high five assists at Ohio State
- Reached double figures with 11 points, including 3-of-4 from 3-point range, in the win over Minnesota
- Enjoyed his best game as a Husker at Indiana with a career-high 19 points, including 5-of-5 from 3-point range, six rebounds and five assists
- Played well against Penn State with eight points, two assists and a steal in 21 minutes
- Came off the bench at Northwestern and provided a spark with 12 points and a pair of steals
- Matched his career high with six assists and added four rebounds against Ohio State
- Reached double figures for the fourth time this season with 10 points, five rebounds and three assists against Northwestern
- Totaled seven points, six rebounds and five assists in the loss at Rutgers
- Finished with 12 points, three assists and a career-high four steals in the win over Indiana
- Finished with 14 points and three assists in the win over North Dakota, including eight points in an 11-2 stretch after UND got within one point
- Tallied a career-high 16 points and seven rebounds in the loss at Minnesota
- Had 11 points and a career-high six assists in the win over Cal State Fullerton on Nov. 26.
- Played in 28 games, including 12 starts, as a true freshman, averaging 5.7 points per game while shooting 37 percent from 3-point range.
- Started NU's final 12 games of 2022-23, averaging 9.0 points, 3.5 rebounds and 1.9 assists per game and totaling seven double-figure efforts.
- Starred at Roselle (N.J.) Catholic, helping the school to a 29-3 record, a state title and a top-10 national finish in 2021-22
- Earned first-team all-state honors as a senior, averaging 15.9 points, 5.0 rebounds and 3.5 assists per game
- Attended the same high school as C.J. Wilcher, although their tenures at the school did not overlap
- Totaled 1,447 points, including over 200 3-pointers, as well as 280 rebounds and 250 assists during his high school career

CAREER STATS

SEASON	TEAM	GP-GS	MIN	Field Goals		3-Point		F-Throws		Rebounds				Scoring						
				FG-FGA	FG%	3FG-3FGA	3FG%	FT-FTA	FT%	OFF	DEF	TOT	AVG	PF-FO	A	TO	BLK	STL	PTS	AVG
2022-23	Nebr	28-12	506/18.1	50-123	.407	28-75	.373	12-31	.387	8	53	61	2.2	41-0	28	30	4	11	140	5.0
2023-24	Nebr	33-23	776/23.5	80-190	.421	36-99	.364	33-44	.750	9	97	106	3.2	69-0	84	66	1	27	229	6.9
TOTAL		61-35	1282/21.0	130-313	.415	64-174	.368	45-75	.600	17	150	167	2.7	110-0	112	96	5	38	369	6.0

MISC. STATS

Category	2023-24	Career
10+ Points	10	17
20+ Points	0	0
30+ Points	0	0
40+ Points	0	0
Double-Doubles	0	0
10+ Rebounds	0	0
10+ Assists	0	0
Led NU in Scoring	1	1
Led NU in Reb.	2	3
Led NU in Assists	12	12

2023-24 GAME BY GAME

Opponent	Date	GS	MIN	Total		3-Pointers		Free throws		Rebounds				PF	A	TO	BLK	STL	PTS	AVG	
				FG-FGA	PCT	3FG-3FGA	PCT	FT-FTA	PCT	OFF	DEF	TOT	AVG								
Lindenwood	11/06/2023	*	18:22	2-8	.250	2-6	.333	1-2	.500	2	4	6	6.0	3	1	2	0	0	7	7.0	
Florida A&M	11/09/2023	*	24:40	2-6	.333	0-3	.000	1-2	.500	0	5	5	5.5	1	4	4	0	3	5	6.0	
Rider	11/13/2023	*	24:48	0-5	.000	0-2	.000	0-0	.000	0	3	3	4.7	2	2	1	0	2	0	4.0	
Stony Brook	11/15/2023	*	27:26	4-8	.500	0-2	.000	0-0	.000	1	4	5	4.8	3	4	3	0	0	8	5.0	
vs Oregon St.	11/18/2023	*	22:45	1-3	.333	0-0	.000	1-1	1.000	0	5	5	4.8	2	3	0	0	0	3	4.6	
Duquesne	11/22/2023	*	26:22	2-4	.500	2-4	.500	0-0	.000	0	2	2	4.3	1	3	0	0	0	6	4.8	
Cal St. Fullerton	11/26/2023	*	27:25	4-10	.400	1-5	.200	2-2	1.000	1	1	2	4.0	1	6	0	0	1	11	5.7	
Creighton	12/03/2023	*	29:09	0-3	.000	0-3	.000	1-2	.500	0	4	4	4.0	2	2	2	0	0	1	5.1	
at Minnesota	12/06/2023	*	32:56	5-9	.556	3-5	.600	3-4	.750	1	6	7	4.3	3	1	7	0	1	16	6.3	
Michigan St.	12/10/2023	*	25:54	1-5	.200	0-1	.000	0-0	.000	0	3	3	4.2	2	4	2	0	0	2	5.9	
at Kansas St.	12/17/2023	*	24:23	1-6	.167	0-3	.000	0-0	.000	1	3	4	4.2	2	2	4	0	0	2	5.5	
North Dakota	12/20/2023	*	31:19	4-10	.400	2-6	.333	4-6	.667	1	0	1	3.9	0	3	1	0	1	14	6.3	
South Carolina St.	12/29/2023	*	12:51	2-5	.400	1-2	.500	3-4	.750	0	3	3	3.8	3	1	4	0	0	8	6.4	
Indiana	01/03/2024	*	30:36	4-8	.500	2-6	.333	2-2	1.000	0	3	3	3.8	3	3	1	0	4	12	6.8	
at Wisconsin	01/06/2024	*	16:35	1-3	.333	1-2	.500	0-0	.000	0	2	2	3.7	3	0	3	0	1	3	6.5	
Purdue	01/09/2024	*	18:24	0-2	.000	0-0	.000	0-0	.000	0	4	4	3.7	3	1	1	0	0	0	6.1	
at Iowa	01/12/2024	*	09:31	0-2	.000	0-2	.000	0-0	.000	0	1	1	3.5	2	1	0	0	0	0	5.8	
at Rutgers	01/17/2024	*	34:03	2-8	.250	0-5	.000	3-3	1.000	0	6	6	3.7	3	5	2	0	0	7	5.8	
Northwestern	01/20/2024	*	28:10	4-5	.800	2-2	1.000	0-0	.000	0	5	5	3.7	3	3	4	0	2	10	6.1	
Ohio St.	01/23/2024	*	30:49	1-6	.167	0-1	.000	0-0	.000	1	3	4	3.8	3	6	1	0	0	2	5.9	
at Maryland	01/27/2024	*	25:32	3-5	.600	2-3	.667	0-0	.000	0	2	2	3.7	1	2	4	0	0	8	6.0	
Wisconsin	02/01/2024	*	18:23	2-5	.400	0-2	.000	0-1	.000	0	1	1	3.5	0	4	1	0	2	4	5.9	
at Illinois	02/04/2024	*	15:26	1-3	.333	0-1	.000	0-0	.000	0	1	1	3.4	2	1	1	0	0	2	5.7	
at Northwestern	02/07/2024		21:19	4-6	.667	1-2	.500	3-4	.750	0	0	0	3.3	3	2	2	0	2	12	6.0	
Michigan	02/10/2024		23:05	2-9	.222	1-5	.200	0-0	.000	1	5	6	3.4	0	1	1	0	1	5	5.9	
Penn St.	02/17/2024		20:52	3-8	.375	0-2	.000	2-2	1.000	0	1	1	3.3	2	2	2	0	1	8	6.0	
at Indiana	02/21/2024		23:29	6-8	.750	5-5	1.000	2-2	1.000	0	6	6	3.4	2	5	1	0	1	19	6.5	
Minnesota	02/25/2024		26:46	4-6	.667	3-4	.750	0-0	.000	0	4	4	3.4	3	2	4	0	0	11	6.6	
at Ohio St.	02/29/2024		29:49	5-7	.714	3-5	.600	1-1	1.000	0	0	0	3.3	4	5	2	0	1	14	6.9	
Rutgers	03/03/2024		10:52	1-2	.500	1-2	.500	0-0	.000	0	3	3	3.3	2	0	4	0	1	3	6.8	
at Michigan	03/10/2024		14:36	1-6	.167	0-3	.000	0-0	.000	0	2	2	3.3	1	2	1	0	1	2	6.6	
vs Indiana	03/15/2024		23:54	5-6	.833	3-4	.750	2-3	.667	0	3	3	3.3	2	1	1	1	0	15	6.9	
vs Illinois	03/16/2024		25:58	3-3	1.000	1-1	1.000	2-3	.667	0	2	2	3.2	2	2	0	0	2	9	6.9	
Totals			23	776:27	80-190	.421	36-99	.364	33-44	.750	9	97	106	3.2	69	84	66	1	27	229	6.9

Player Averages

Games Played	Minutes/game	Points/game	FG Pct	3FG Pct	FT Pct	Rebounds/game	Assists/game	Turnovers/game	Assist/Turnover ratio	Steals/game	Blocks/game
33	23.5	6.9	42.1	36.4	75.0	3.2	2.5	2.0	1.3	0.8	0.0

SEASON/CAREER HIGHS

Points	
Season:	19, at Indiana (2/21/24)
College Career:	same
Rebounds	
Season:	7, at Minnesota (12/6/23)
College Career:	9, Penn State (2/5/23)
Field Goals	
Season:	6, at Indiana (2/21/24)
College Career:	7, vs. Michigan State (2/28/23)
3-Point Field Goals	
Season:	5, at Indiana (2/21/24)
College Career:	5, Two times (last, 2/21/24)
Free Throws	
Season:	4, North Dakota (12/20/23)
College Career:	same
Free Throw Attempts	
Season:	6, North Dakota (12/20/23)
College Career:	6, Rwo times (last, 12/20/23)
Assists	
Season:	6, Two times (last, 1/23/24)
College Career:	Same
Steals	
Season:	3, Florida A&M (11/9/23)
College Career:	Same
Blocks	
Season:	None
College Career:	1, Four times (last, 2/14/23)
Minutes Played	
Season:	34, at Rutgers (1/17/24)
College Career:	35, vs. Wisconsin (2/11/23)

ELI RICE

FRESHMAN • GUARD • 6-8 • 213 • GALLATIN, TENN. • IMG ACADEMY



2023-24 HONORS

- NU Scholar-Athlete Honor Roll (Fall, 2023)

- Freshman who was part of Nebraska's rotation before suffering an ankle injury in late January, but could be available in the NCAA Tournament
- Provides size and shooting from the wing, as he was shooting 37 percent from 3-point range
- Finished with five points and four rebounds at Maryland on Jan. 27
- Reached double figures for the third time this year with 11 points and four rebounds in 18 minutes at Iowa
- Had 10 points in a season-high 24 minutes in the win over South Carolina State
- Tallied a season-high 16 points, including a trio of 3-pointers, and four rebounds against Florida A&M
- Attended IMG Academy and played for the school's postgrad team in 2022-23, helping the school to a 24-3 record and quarterfinals appearance in the National Prep Championship.
- Averaged 19 points, seven rebounds and two assists per game for Coach Jim Carr's squad in 2022-23, shooting 35 percent from 3-point range
- Rated No. 179 nationally in the 247Sports composite rankings and among the top-15 recruits in the state of Florida by 247Sports.
- Starred at Beech High School in 2021-22, averaging 17.2 points, 7.1 rebounds, 2.4 assists and 1.1 blocks per game, earning Class 4A all-state honors from the Tennessee Sports Writers Association

CAREER STATS

SEASON	TEAM	GP-GS	MIN/AVG	Field Goals	3-Point	F-Throws	Rebounds						Scoring								
				FG-FGA	FG%	3FG-3FGA	3FG%	FT-FTA	FT%	OFF	DEF	TOT	AVG	PF	FO	A	TO	BLK	STL	PTS	AVG
2023-24	Nebr	17-0	171/10.0	19-46	.413	10-27	.370	23-32	.719	4	23	27	1.6	14-0	6	4	4	4	3	71	4.2
TOTAL		17-0	171/10.0	19-46	.413	10-27	.370	23-32	.719	4	23	27	1.6	14-0	6	4	4	4	3	71	4.2

MISC. STATS

Category	2023-24	Career
10+ Points	3	3
20+ Points	0	0
30+ Points	0	0
40+ Points	0	0
Double-Doubles	0	0
10+ Rebounds	0	0
10+ Assists	0	0
Led NU in Scoring	0	0
Led NU in Reb.	0	0
Led NU in Assists	0	0

2023-24 GAME BY GAME

Opponent	Date	GS	MIN	Total	3-Pointers	Free throws	Rebounds						PF	A	TO	BLK	STL	PTS	AVG		
				FG-FGA	PCT	3FG-3FGA	PCT	FT-FTA	PCT	OFF	DEF	TOT	AVG								
Lindenwood	11/06/2023		19:08	0-3	.000	0-2	.000	2-4	.500	2	3	5	5.0	2	1	2	1	0	2	2.0	
Florida A&M	11/09/2023		22:18	4-9	.444	3-6	.500	5-8	.625	0	4	4	4.5	1	0	0	0	0	16	9.0	
Rider	11/13/2023		03:17	1-1	1.000	1-1	1.000	0-0	.000	0	0	0	3.0	0	1	0	0	0	3	7.0	
Stony Brook	11/15/2023		04:08	0-1	.000	0-1	.000	0-0	.000	0	0	0	2.3	0	0	0	1	0	0	5.3	
vs Oregon St.	11/18/2023		02:25	0-1	.000	0-1	.000	0-0	.000	0	0	0	1.8	1	0	0	0	0	0	4.2	
Creighton	12/03/2023		05:14	2-2	1.000	0-0	.000	2-2	1.000	0	0	0	1.5	0	0	0	0	0	6	4.5	
Michigan St.	12/10/2023		06:39	1-1	1.000	1-1	1.000	0-0	.000	0	0	0	1.3	0	0	0	0	0	3	4.3	
at Kansas St.	12/17/2023		05:28	1-3	.333	1-2	.500	0-0	.000	0	0	0	1.1	1	0	0	0	0	3	4.1	
North Dakota	12/20/2023		03:54	0-1	.000	0-1	.000	0-0	.000	0	1	1	1.1	0	0	0	0	0	0	3.7	
South Carolina St.	12/29/2023		24:18	2-8	.250	2-6	.333	4-6	.667	0	2	2	1.2	4	1	0	0	2	10	4.3	
Indiana	01/03/2024		03:26	0-0	.000	0-0	.000	0-0	.000	0	1	1	1.2	0	0	0	0	0	0	3.9	
at Wisconsin	01/06/2024		08:25	1-1	1.000	1-1	1.000	0-0	.000	0	1	1	1.2	1	1	0	0	1	3	3.8	
at Iowa	01/12/2024		18:46	4-7	.571	1-3	.333	2-2	1.000	1	3	4	1.4	0	1	0	0	0	11	4.4	
at Rutgers	01/17/2024		02:13	0-0	.000	0-0	.000	1-2	.500	0	1	1	1.4	0	0	1	0	0	1	4.1	
Northwestern	01/20/2024		08:26	0-0	.000	0-0	.000	4-4	1.000	0	1	1	1.3	2	1	0	2	0	4	4.1	
Ohio St.	01/23/2024		14:33	1-3	.333	0-1	.000	2-2	1.000	1	2	3	1.4	1	0	0	0	0	4	4.1	
at Maryland	01/27/2024		17:55	2-5	.400	0-1	.000	1-2	.500	0	4	4	1.6	1	0	1	0	0	5	4.2	
Totals			0	170:33	19-46	.413	10-27	.370	23-32	.719	4	23	27	1.6	14	6	4	4	3	71	4.2

SEASON/CAREER HIGHS

Points	
Season:	16, Florida A&M (11/9/23)
College Career:	Same
Rebounds	
Season:	5, Lindenwood (11/6/23)
College Career:	Same
Field Goals	
Season:	4, Florida A&M (11/9/23)
College Career:	Same
3-Point Field Goals	
Season:	3, Florida A&M (11/9/23)
College Career:	Same
Free Throws	
Season:	5, Florida A&M (11/9/23)
College Career:	Same
Free Throw Attempts	
Season:	8, Florida A&M (11/9/23)
College Career:	Same
Assists	
Season:	1, Six times (last, 1/20/24)
College Career:	Same
Steals	
Season:	2, South Carolina State (12/29/23)
College Career:	Same
Blocks	
Season:	1, Two times (last, 1/15/23)
College Career:	Same
Minutes Played	
Season:	24, South Carolina State (12/29/23)
College Career:	Same

Player Averages

Games Played	Minutes/game	Points/game	FG Pct	3FG Pct	FT Pct	Rebounds/game	Assists/game	Turnovers/game	Assist/Turnover ratio	Steals/game	Blocks/game
17	10.0	4.2	41.3	37.0	71.9	1.6	0.4	0.2	1.5	0.2	0.2

MATAR DIOP

FRESHMAN • FORWARD • 6-10 • 213 • DAKAR, SENEGAL • KEYSTONE ATHLETIC ACADEMY



2023-24 HONORS

- Reserve frontcourt player who gives the Huskers size and athleticism on the front line and possesses a 7-foot-2 wingspan
- High motor player who has made significant strides during his time on the scout team this season while appearing in 18 contests
- Came off the bench against Illinois in the Big Ten semifinals and had two points and a rebound in nearly six minutes of action
- Totaled two points and three rebounds in the Big Ten Tournament win over Indiana
- Hit his only 3-pointer of the season against Michigan on Feb. 10
- Grabbed a season-high four rebounds and had two steals in 20 minutes against South Carolina State on Dec. 29
- Moved to the United State in 2022 where he played at Keystone (Pa.) Athletic Academy and averaged 13 points and 13 rebounder per game
- Product of NBA Africa Academy under Roland Houston for two years and was selected to the 2023 NBA Academy Games in Atlanta

CAREER STATS

SEASON	TEAM	GP-GS	MIN/AVG	Field Goals		3-Point		F-Throws		Rebounds				PF-FO A			TO BLK STL		Scoring		
				FG-FGA	FG%	3FG-3FGA	3FG%	FT-FTA	FT%	OFF	DEF	TOT	AVG	P	F	A	T	B	S	PTS	AVG
2023-24	Nebr	18-0	70/3.9	6-12	.500	1-2	.500	3-9	.333	4	12	16	0.9	11-0	5	6	3	3	3	16	0.9
TOTAL		18-0	70/3.9	6-12	.500	1-2	.500	3-9	.333	4	12	16	0.9	11-0	5	6	3	3	16	0.9	

MISC. STATS

Category	2023-24	Career
10+ Points	0	0
20+ Points	0	0
30+ Points	0	0
40+ Points	0	0
Double-Doubles	0	0
10+ Rebounds	0	0
10+ Assists	0	0
Led NU in Scoring	0	0
Led NU in Reb.	0	0
Led NU in Assists	0	0

SEASON/CAREER HIGHS

Points	
Season:	3, Two times (last, 2/10/24)
College Career:	Same
Rebounds	
Season:	4, South Carolina State (12/29/23)
College Career:	Same
Field Goals	
Season:	1, Six times (last, 3/16/24)
College Career:	Same
3-Point Field Goals	
Season:	1, Michigan (2/10/24)
College Career:	Same
Free Throws	
Season:	2, Stony Brook (11/15/23)
College Career:	Same
Free Throw Attempts	
Season:	3, South Carolina State (12/29/23)
College Career:	Same
Assists	
Season:	1, Five times (last 3/15/24)
College Career:	Same
Steals	
Season:	2, South Carolina State (12/29/23)
College Career:	Same
Blocks	
Season:	1, Three times (last, 2/29/24)
College Career:	Same
Minutes Played	
Season:	20, South Carolina State (12/29/23)
College Career:	Same

2023-24 GAME BY GAME

Opponent	Date	GS	MIN	Total		3-Pointers		Free throws		Rebounds				PF A			TO BLK STL		PTS AVG	
				FG-FGA	PCT	3FG-3FGA	PCT	FT-FTA	PCT	OFF	DEF	TOT	AVG	P	A	T	B	S	PTS	AVG
Lindenwood	11/06/2023		05:34	1-2	.500	0-1	.000	1-2	.500	0	1	1	1.0	1	0	0	1	0	3	3.0
Florida A&M	11/09/2023		05:17	0-0	.000	0-0	.000	0-0	.000	0	1	1	1.0	4	0	3	1	0	0	1.5
Stony Brook	11/15/2023		01:47	0-0	.000	0-0	.000	2-2	1.000	0	1	1	1.0	0	0	1	0	0	2	1.7
vs Oregon St.	11/18/2023		02:25	1-1	1.000	0-0	.000	0-2	.000	0	2	2	1.3	0	1	0	0	0	2	1.8
Creighton	12/03/2023		03:58	0-1	.000	0-0	.000	0-0	.000	1	0	1	1.2	0	0	0	0	0	1.4	
Michigan St.	12/10/2023		05:35	0-0	.000	0-0	.000	0-0	.000	0	0	0	1.0	0	1	0	0	0	1.2	
North Dakota	12/20/2023		05:02	0-0	.000	0-0	.000	0-0	.000	0	0	0	0.9	1	1	0	0	0	1.0	
South Carolina St.	12/29/2023		20:20	0-1	.000	0-0	.000	0-3	.000	1	3	4	1.3	3	0	1	0	2	0.9	
at Wisconsin	01/06/2024		01:15	0-0	.000	0-0	.000	0-0	.000	0	0	0	1.1	0	0	0	0	0	0.8	
at Iowa	01/12/2024		02:08	1-1	1.000	0-0	.000	0-0	.000	0	0	0	1.0	0	0	0	0	0	2.0	
at Rutgers	01/17/2024		00:27	0-0	.000	0-0	.000	0-0	.000	0	0	0	0.9	0	1	0	0	0	0.8	
at Maryland	01/27/2024		02:01	0-1	.000	0-0	.000	0-0	.000	0	1	1	0.9	1	0	0	0	0	0.8	
at Northwestern	02/07/2024		00:38	0-0	.000	0-0	.000	0-0	.000	0	0	0	0.8	0	0	0	0	0	0.7	
Michigan	02/10/2024		01:39	1-1	1.000	1-1	1.000	0-0	.000	0	0	0	0.8	0	0	1	0	0	3.0	
at Ohio St.	02/29/2024		00:27	0-0	.000	0-0	.000	0-0	.000	0	0	0	0.7	0	0	1	0	0	0.8	
at Michigan	03/10/2024		01:42	0-0	.000	0-0	.000	0-0	.000	0	1	1	0.8	0	0	0	0	0	0.8	
vs Indiana	03/15/2024		04:08	1-3	.333	0-0	.000	0-0	.000	2	1	3	0.9	0	1	0	0	1	2.0	
vs Illinois	03/16/2024		05:48	1-1	1.000	0-0	.000	0-0	.000	0	1	1	0.9	1	0	0	0	0	2.0	
Totals		0	70:11	6-12	.500	1-2	.500	3-9	.333	4	12	16	0.9	11	5	6	3	3	16	0.9

Player Averages

Games Played	Minutes/game	Points/game	FG Pct	3FG Pct	FT Pct	Rebounds/game	Assists/game	Turnovers/game	Assist/Turnover ratio	Steals/game	Blocks/game
18	3.9	0.9	50.0	50.0	33.3	0.9	0.3	0.3	0.8	0.2	0.2

KEISEI TOMINAGA

SENIOR • GUARD • 6-2 • 179 • MORIYAMA NAGOYA AICHI, JAPAN • RANGER COLLEGE



2023-24 HONORS

- Second-Team All-Big Ten (Coaches)
- Third-Team All-Big Ten (Media)
- 2024 Big Ten All-Tournament Team
- Preseason All-Big Ten
- NU Scholar-Athlete Honor Roll (Fall, 2023)
- Japan Senior National Team
- FIBA World Cup Player of the Game vs. Cape Verde

MISC. STATS

Category	2023-24	Career
10+ Points	21	50
20+ Points	7	17
30+ Points	2	3
40+ Points	0	0
Double-Doubles	0	0
10+ Rebounds	0	0
10+ Assists	0	0
Led NU in Scoring	12	25
Led NU in Reb.	0	0
Led NU in Assists	3	3

SEASON/CAREER HIGHS

Points		
Season:	31, at Illinois (2/4/24)	
College Career:	Same	
Rebounds		
Season:	6, Two times (last, 3/10/24)	
College Career:	Same	
Field Goals		
Season:	12, at Michigan (3/10/24)	
College Career:	12, Two times (last, 3/10/23)	
3-Point Field Goals		
Season:	5, Three times (last, 3/10/24)	
College Career:	5, Seven Times (last, 3/10/24)	
Free Throw		
Season:	9, Duquesne (11/22/23)	
College Career:	Same	
Free Throw Attempts		
Season:	10, Duquesne (11/22/23)	
College Career:	Same	
Assists		
Season:	5, vs. Indiana, 3/15/24	
College Career:	Same	
Steals		
Season:	5, at Kansas State (12/17/23)	
College Career:	Same	
Blocks		
Season:	None	
College Career:	1, Three times (last, 2/14/23)	
Minutes Played		
Season:	33, Three times (last, 2/4/24)	
College Career:	43, Two times (2/18/23)	

- Second-Team All-Big Ten guard who is one of the best shooters in college basketball
- Tallied 18 points in the Big Ten semifinal loss to No. 13 Illinois
- Tied for team-high honors with 23 points, including 4-of-7 from 3-point range, and a career-high five assists vs. Indiana in the Big Ten Tourney
- Picked up his second 30-point game of the year with 30 points (12-17 FG, 5-7 from 3) and six boards at Michigan
- Led Nebraska with 18 points, including seven points in a 48-second span after Rutgers pulled within 54-48, and added three rebounds
- Had 18 of his 20 points in the first half in the win at Indiana, hitting four 3-pointers and adding three assists
- Led NU with 19 points, including 3-of-6 from 3-point range, and added two assists and two steals against Michigan
- Finished with a career-high 31 points, including 5-of-7 from 3-point range, and three assists in the OT loss at No. 14 Illinois
- Matched his career high with five 3-pointers on his way to a 19-point, four-assist performance in the win over No. 1 Purdue
- Led NU with a then-season-high 28 points on 9-of-15 shooting against Indiana
- Led NU with 20 points and grabbed three rebounds in the loss to No. 15 Creighton
- Finished with 17 points without missing a shot (5-5 FG, 3-3 3pt, 4-4 FT) and tied a career-high with four rebounds vs. Cal State Fullerton
- Led NU with 23 points in the win over Duquesne, going 9-of-10 from the line
- Missed NU's first two games with an ankle injury suffered in the first half of NU's exhibition game against Doane
- Played for Japanese National Team over the summer, helping his nation qualify for the 2024 Olympics
- Averaged 11.4 points per game, including 38 percent from 3-point range, as Japan went 3-2 in its most successful World Cup appearance
- Earned honorable-mention All-Big Ten honors, averaging 13.1 points on 50 percent shooting, including 40 percent 3-point shooting.
- Moved into the starting lineup in late January and averaged 17.4 ppg over Nebraska's final 14 games
- Represented Japan in 3x3 Basketball in the 2020 Tokyo Olympics
- Spent two seasons at Ranger (Texas) College, earning second-team NJCAA All-America honors in 2020-21, averaging 16.3 points per game on 51 percent shooting, ranking ninth in 3-pointers per game (3.4/gm) and 19th in 3-point percentage (48.7)
- His father (Hiroyuki) was a center on the Japan national team and played in the 1998 FIBA World Championship (precursor to FIBA World Cup)

CAREER STATS

SEASON TEAM	GP-GS	MIN	AVG	FG-FGA	FG%	3FG-3FGA	3FG%	FT-FTA	FT%	OFF	DEF	TOT	AVG	PF-FO	A	TO	BLK	STL	PTS	AVG
2021-22 Nebr	30-11	493	16.4	59-158	.373	36-109	.330	16-19	.842	8	37	45	1.5	20-0	18	10	1	23	170	5.7
2022-23 Nebr	32-14	803	25.1	154-306	.503	66-165	.400	46-53	.868	10	41	51	1.6	31-0	22	27	2	18	420	13.1
2023-24 Nebr	31-31	807	26.0	162-346	.468	71-191	.372	68-78	.872	8	64	72	2.3	41-0	44	36	0	29	463	14.9
TOTAL	93-56	2103	22.6	375-810	.463	173-465	.372	130-150	.867	26	142	168	1.8	92-0	84	73	3	70	1053	11.3

2023-24 GAME BY GAME

Opponent	Date	GS	MIN	Total			3-Pointers			Free throws			Rebounds			PF	A	TO	BLK	STL	PTS	AVG
				FG-FGA	PCT	3FG-3FGA	PCT	FT-FTA	PCT	OFF	DEF	TOT	AVG									
Rider	11/13/2023	*	22:07	3-13	.231	3-11	.273	0-0	.000	0	1	1	1.0	0	1	0	0	0	0	9	9.0	
Stony Brook	11/15/2023	*	25:48	7-11	.636	2-6	.333	0-3	.000	0	3	3	2.0	0	2	2	0	2	16	12.5		
vs Oregon St.	11/18/2023	*	25:09	3-6	.500	2-3	.667	0-0	.000	0	2	2	2.0	2	2	0	2	2	8	11.0		
Duquesne	11/22/2023	*	23:15	6-12	.500	2-7	.286	9-10	.900	0	2	2	2.0	1	0	0	0	0	23	14.0		
Cal St. Fullerton	11/26/2023	*	25:22	5-5	1.000	3-3	1.000	4-4	1.000	1	3	4	2.4	0	0	1	0	0	17	14.6		
Creighton	12/03/2023	*	24:48	8-16	.500	1-4	.250	3-4	.750	0	3	3	2.5	1	0	1	0	1	20	15.5		
at Minnesota	12/06/2023	*	24:04	0-5	.000	0-4	.000	4-4	1.000	0	0	0	2.1	2	0	1	0	0	4	13.9		
Michigan St.	12/10/2023	*	29:48	5-12	.417	3-7	.429	2-2	1.000	0	0	0	1.9	1	1	0	0	1	15	14.0		
at Kansas St.	12/17/2023	*	26:30	3-11	.273	3-9	.333	0-0	.000	1	2	3	2.0	2	4	0	0	5	9	13.4		
North Dakota	12/20/2023	*	20:33	4-11	.364	1-6	.167	5-5	1.000	0	2	2	2.0	1	0	0	0	0	14	13.5		
South Carolina St.	12/29/2023	*	16:26	2-5	.400	1-3	.333	0-0	.000	1	4	5	2.3	1	1	0	0	3	5	12.7		
Indiana	01/03/2024	*	26:46	9-15	.600	4-10	.400	6-7	.857	0	1	1	2.2	1	1	0	0	0	28	14.0		
at Wisconsin	01/06/2024	*	31:51	7-10	.700	3-6	.500	0-0	.000	0	0	0	2.0	1	2	2	0	0	17	14.2		
Purdue	01/09/2024	*	32:12	5-12	.417	5-9	.556	4-4	1.000	0	1	1	1.9	1	4	2	0	1	19	14.6		
at Iowa	01/12/2024	*	30:55	6-10	.600	1-5	.200	0-0	.000	0	0	0	1.8	2	1	3	0	0	13	14.5		
at Rutgers	01/17/2024	*	32:45	5-14	.357	4-8	.500	2-2	1.000	0	1	1	1.8	2	0	0	0	2	16	14.6		
Northwestern	01/20/2024	*	27:21	5-11	.455	2-4	.500	2-2	1.000	1	5	6	2.0	1	0	1	0	1	14	14.5		
Ohio St.	01/23/2024	*	14:10	2-6	.333	1-3	.333	0-0	.000	0	1	1	1.9	2	2	0	0	1	5	14.0		
at Maryland	01/27/2024	*	21:36	3-10	.300	1-5	.200	0-0	.000	0	1	1	1.9	0	0	2	0	1	7	13.6		
Wisconsin	02/01/2024	*	19:01	1-7	.143	0-4	.000	0-0	.000	0	3	3	2.0	0	0	1	0	0	2	13.1		
at Illinois	02/04/2024	*	32:41	9-14	.643	5-7	.714	8-8	1.000	0	3	3	2.0	1	3	2	0	0	31	13.9		
at Northwestern	02/07/2024	*	27:34	3-7	.429	0-3	.000	5-5	1.000	0	3	3	2.0	3	0	2	0	0	11	13.8		
Michigan	02/10/2024	*	28:10	8-14	.571	3-6	.500	0-0	.000	0	1	1	2.0	2	2	0	0	2	19	14.0		
Penn St.	02/17/2024	*	28:34	6-14	.429	3-8	.375	2-2	1.000	0	2	2	2.0	2	2	1	0	0	17	14.1		
at Indiana	02/21/2024	*	30:03	8-15	.533	4-9	.444	0-0	.000	0	3	3	2.0	1	3	1	0	1	20	14.4		
Minnesota	02/25/2024	*	19:47	2-7	.286	0-4	.000	2-2	1.000	0	2	2	2.0	4	2	2	0	1	6	14.0		
at Ohio St.	02/29/2024	*	23:37	3-12	.250	2-7	.286	1-2	.500	2	3	5	2.1	1	1	2	0	1	9	13.9		
Rutgers	03/03/2024	*	28:43	6-13	.462	1-6	.167	5-6	.833	2	1	3	2.2	1	1	2	0	0	18	14.0		
at Michigan	03/10/2024	*	31:53	12-17	.706	5-8	.625	1-2	.500	0	6	6	2.3	2	2	1	0	2	30	14.6		
vs Indiana	03/15/2024	*	26:31	9-13	.692	4-7	.571	1-2	.500	0	3	3	2.3	3	5	2	0	2	23	14.8		
vs Illinois	03/16/2024	*	28:38	7-18	.389	2-9	.222	2-2	1.000	0	2	2	2.3	0	2	3	0	0	18	14.9		
Totals			31	806:40	.468	162-346	.468	71-191	.372	68-78	.872	8	64	72	2.3	41	44	36	0	29	463	14.9

Player Averages

Games Played	Minutes/game	Points/game	FG Pct	3FG Pct	FT Pct	Rebounds/game	Assists/game	Turnovers/game	Assist/Turnover ratio	Steals/game	Blocks/game
31	26.0	14.9	46.8	37.2	87.2	2.3	1.4	1.2	1.2	0.9	0.0



RIENK MAST

JUNIOR • FORWARD • 6-10 • 248 • GRONINGEN, NETHERLANDS • BRADLEY

- All-Big Ten performer who is comfortable on the block or stepping out to 3-point range
- Has been in double figures 20 times and leads NU in rebounds and assists and is second in scoring
- Had 15 points, including a trio of 3-pointers, in the loss to No. 13 Illinois in the Big Ten Tournament semifinals
- Finished the regular season with 12 points five rebounds and three assists at Michigan
- Picked up his sixth double-double of the season at Ohio State with 14 points and 12 rebounds
- Has four 20-point games, including 21 points at No. 14 Illinois and 20 points and eight rebounds in the win over No. 6 Wisconsin
- Was dominant in the win over Ohio State with a career best 34 points on 13-of-17 shooting, including six 3-pointer, along with 10 rebounds, four assists and two blocked shots
- Shined vs. No. 1 Purdue with 18 points - including 14 in the first half - four rebounds and three assists while holding Zach Edey to 15 points
- Missed the North Dakota and South Carolina State games following a procedure on his knee on Dec. 18
- Totaled 19 points and 12 boards in the 62-46 win at Kansas State
- Grabbed 14 rebounds, dished out six assists and had eight points in the win over Michigan State
- Totaled 19 points on 8-of-12 shooting and nine rebounds against Cal State Fullerton
- Recorded his third double-double of the year against Oregon State with 15 points and 13 rebounds
- Became the first Husker since Aleks Maric in 2008 to have a game with at least 20 points and 15 rebounds when he finished with 20 points and 16 rebounds against Florida A&M
- Spent the summer playing for the Netherlands National Team as they tried to qualify for the 2024 Olympics. He averaged 6.0 points, 6.0 rebounds and 1.3 assists in the 2023 FIBA Olympic Pre-Qualifying Tournament and was second on the team in rebounds per game
- Played three seasons at Bradley, totaling 1,001 points and 657 rebounds after missing the 2019-20 season because of injury
- Earned first-team All-Missouri Valley Conference honors in 2022-23, leading Bradley in scoring (13.8 ppg) and rebounding (8.0 rpg) while shooting 51 percent from the floor and 35 percent from 3-point range.
- Graduated from Bradley with a degree in physics in May of 2023 and is working on a master's degree in applied science

2023-24 HONORS

- Third-Team All-Big Ten (Coaches)
- Honorable-Mention All-Big Ten (Media)
- Netherlands Senior National Team
- NU Scholar-Athlete Honor Roll (Fall, 2023)

MISC. STATS

Category	2023-24	Career*
10+ Points	20	76
20+ Points	4	12
30+ Points	1	2
40+ Points	0	0
Double-Doubles	6	26
10+ Rebounds	7	30
10+ Assists	0	0
Led NU in Scoring	6	6
Led NU in Reb.	15	15
Led NU in Assists	6	6

*Includes Bradley

SEASON/CAREER HIGHS

Points	
Season:	34, Ohio State (1/23/24)
College Career:	Same
Rebounds	
Season:	16, Florida A&M (11/9/23)
College Career:	17, UIC (12/31/22)
Field Goals	
Season:	13, Ohio State (1/23/24)
College Career:	same
3-Point Field Goals	
Season:	6, Ohio State (1/23/24)
College Career:	same
Free Throws	
Season:	6, Two times (last, 11/22/23)
College Career:	7, Two times (last, 12/17/22)
Free Throw Attempts	
Season:	6, Three times (last, 11/22/23)
College Career:	9, Two times (last, 12/17/22)
Assists	
Season:	8, Michigan (2/10/24)
College Career:	Same
Steals	
Season:	2, at Rutgers 1/17/24)
College Career:	3, Two times (last, 12/22/22)
Blocks	
Season:	2, Three times (last, 3/15/24)
College Career:	3, Two times (last, 3/3/23)
Minutes Played	
Season:	38, Wisconsin (2/1/24)
College Career:	38, Three times (last, 2/1/24)

CAREER STATS

SEASON	TEAM	GP-GS	MIN/AVG	Field Goals		3-Point		F-Throws		Rebounds				Scoring						
				FG-FGA	FG%	3FG-3FGA	3FG%	FT-FTA	FT%	OFF	DEF	TOT	AVG	PF-FO	A	TO	BLK	STL	PTS	AVG
2020-21	BRAD	28-19	657/23.4	93-192	.484	33-92	.359	21-29	.724	46	118	164	5.9	43-0	37	33	13	8	240	8.6
2021-22	BRAD	31-31	852/27.5	138-290	.476	27-95	.284	57-82	.695	81	180	261	8.4	54-0	44	49	29	17	360	11.6
2022-23	BRAD	29-29	834/28.8	162-313	.518	24-68	.353	53-72	.736	64	168	232	8.0	62-0	70	52	15	18	401	13.8
2023-24	Nebr	31-31	922/29.7	146-338	.432	41-120	.342	55-66	.833	60	177	237	7.6	60-1	93	56	16	13	388	12.5
TOTAL FOR Nebr	31-31	922/29.7	146-338	.432	41-120	.342	55-66	.833	60	177	237	7.6	60-1	93	56	16	13	388	12.5	
TOTAL	119-110	3265/27.4	539-1133	.476	125-375	.333	186-249	.747	251	643	894	7.5	219-1	244	190	73	56	1389	11.7	

2023-24 GAME BY GAME

Opponent	Date	GS	MIN	Total		3-Pointers		Free throws		Rebounds				PF	A	TO	BLK	STL	PTS	AVG
				FG-FGA	PCT	3FG-3FGA	PCT	FT-FTA	PCT	OFF	DEF	TOT	AVG							
Lindenwood	11/06/2023	*	25:18	5-7	.714	1-3	.333	2-3	.667	1	5	6	6.0	1	3	2	0	0	13	13.0
Florida A&M	11/09/2023	*	27:21	6-14	.429	2-5	.400	6-6	1.000	5	11	16	11.0	2	2	2	0	0	20	16.5
Rider	11/13/2023	*	27:48	4-12	.333	0-4	.000	4-5	.800	2	11	13	11.7	0	2	1	0	0	12	15.0
Stony Brook	11/15/2023	*	27:33	5-8	.625	2-4	.500	2-2	1.000	1	7	8	10.8	2	5	2	0	0	14	14.8
vs Oregon St.	11/18/2023	*	28:53	5-12	.417	0-2	.000	5-6	.833	6	7	13	11.2	2	2	0	0	0	15	14.8
Duquesne	11/22/2023	*	30:39	2-6	.333	0-2	.000	6-6	1.000	2	4	6	10.3	3	3	2	1	0	10	14.0
Cal St. Fullerton	11/26/2023	*	28:54	8-12	.667	3-3	1.000	0-0	.000	4	5	9	10.1	0	3	2	0	0	19	14.7
Creighton	12/03/2023	*	25:14	3-11	.273	1-5	.200	2-2	1.000	3	4	7	9.8	3	1	0	0	0	9	14.0
at Minnesota	12/06/2023	*	30:05	2-7	.286	0-2	.000	0-0	.000	2	3	5	9.2	3	3	1	0	1	4	12.9
Michigan St.	12/10/2023	*	34:25	4-9	.444	0-2	.000	0-0	.000	3	11	14	9.7	3	6	3	1	0	8	12.4
at Kansas St.	12/17/2023	*	36:23	8-15	.533	3-4	.750	0-1	.000	4	8	12	9.9	1	3	3	0	0	19	13.0
Indiana	01/03/2024	*	29:47	3-10	.300	0-3	.000	3-4	.750	0	3	3	9.3	3	3	2	0	1	9	12.7
at Wisconsin	01/06/2024	*	32:06	6-14	.429	2-7	.286	2-4	.500	1	5	6	9.1	1	2	0	1	1	16	12.9
Purdue	01/09/2024	*	32:20	8-17	.471	2-5	.400	0-0	.000	1	3	4	8.7	1	3	1	0	1	18	13.3
at Iowa	01/12/2024	*	27:39	6-9	.667	1-2	.500	1-1	1.000	1	4	5	8.5	1	2	1	0	1	14	13.3
at Rutgers	01/17/2024	*	36:15	2-12	.167	0-3	.000	0-1	.000	3	5	8	8.4	5	2	2	1	2	4	12.8
Northwestern	01/20/2024	*	32:03	4-11	.364	0-1	.000	0-0	.000	2	6	8	8.4	1	6	5	1	0	8	12.5
Ohio St.	01/23/2024	*	32:39	13-17	.765	6-8	.750	2-2	1.000	1	9	10	8.5	1	4	1	2	0	34	13.7
at Maryland	01/27/2024	*	31:39	2-5	.400	1-2	.500	0-0	.000	1	5	6	8.4	3	3	3	1	1	5	13.2
Wisconsin	02/01/2024	*	38:32	8-18	.444	2-8	.250	2-2	1.000	1	7	8	8.4	2	3	1	0	0	20	13.6
at Illinois	02/04/2024	*	36:57	8-21	.381	4-9	.444	2-2	1.000	1	5	6	8.2	1	2	2	1	1	22	14.0
at Northwestern	02/07/2024	*	31:00	2-8	.250	2-5	.400	2-2	1.000	0	6	6	8.1	4	2	3	2	1	8	13.7
Michigan	02/10/2024	*	34:24	4-10	.400	1-3	.333	1-2	1.000	2	4	6	8.0	2	8	3	1	0	11	13.6
Penn St.	02/17/2024	*	26:25	5-7	.714	1-2	.500	1-2	.500	2	7	9	8.1	2	1	2	0	0	12	13.5
at Indiana	02/21/2024	*	22:33	1-5	.200	0-2	.000	0-0	.000	1	3	4	7.9	2	3	2	0	0	2	13.0
Minnesota	02/25/2024	*	29:10	3-12	.250	0-3	.000	4-5	.800	2	4	6	7.8	1	2	0	1	0	10	12.9
at Ohio St.	02/29/2024	*	31:30	5-14	.357	2-5	.400	2-2	1.000	3	9	12	8.0	3	1	2	0	0	14	13.0
Rutgers	03/03/2024	*	24:10	3-6	.500	1-3	.333	0-0	.000	2	2	4	7.9	1	3	3	0	1	7	12.8
at Michigan	03/10/2024	*	23:09	4-8	.500	1-2	.500	3-4	.750	1	4	5	7.8	2	3	1	1	1	12	12.7
vs Indiana	03/15/2024	*	24:32	2-6	.333	0-3	.000	0-0	.000	0	8	8	7.8	1	7	2	2	0	4	12.4
vs Illinois	03/16/2024	*	22:16	5-15	.333	3-8	.375	2-2	1.000	2	2	4	7.6	3	0	2	0	1	15	12.5
Totals			31	921:40	.432	41-120	.342	55-66	.833	60	177	237	7.6	60	93	56	16	13	388	12.5

Player Averages

Games Played	Minutes/game	Points/game	FG Pct	3FG Pct	FT Pct	Rebounds/game	Assists/game	Turnovers/game	Assist/Turnover ratio	Steals/game	Blocks/game
31	29.7	12.5	43.2	34.2	83.3	7.6	3.0	1.8	1.7	0.4	0.5

JOSIAH ALLICK

SENIOR • FORWARD • 6-8 • 231 • LINCOLN, NEB. • NEW MEXICO

NOTING ALLICK

- Graduate transfer from New Mexico who is a high-energy player and is active on the glass and helps impact winning
- Had seven points and nine rebounds in 24 minutes against Indiana in the Big Ten Tournament
- Came up with 15 points on 6-of-6 shooting and five rebounds at Michigan for his 10th double-figure game of 2023-24
- Posted his first double-double of the season on Senior Day against Rutgers with 10 points and a season-high 12 rebounds
- Had nine points and matched a season high with eight boards in 22 minutes against Minnesota
- Totaled seven points, six rebounds and four assists in 28 minutes in the win at Indiana
- Tied or set season bests in points (16), rebounds (eight) and field goals (seven) in NU's win over Michigan in Lincoln
- Started in place of Jwan Gary against Northwestern on Jan. 20 and finished with a season- high 15 points, five boards and two assists
- Scored 14 points on 5-of-6 shooting and added five rebounds at Iowa
- Finished with 10 points on 4-of-4 shooting, seven rebounds and four assists in 19 minutes against South Carolina State
- Missed the Michigan State game because of an injury but returned to action in the win at Kansas State
- Played a well-rounded game in the win over Duquesne with 12 points, seven rebounds and a season-high five assists
- Nearly recorded a double-double in his Husker debut with 11 points and eight rebounds in 23 minutes vs. Lindenwood
- Started all 34 games at New Mexico in 2022-23, averaging 8.4 points on 56 percent shooting and 7.3 rebounds per game.
- Ranked second in the Mountain West in rebounding and 12th in blocked shots in his lone season at New Mexico.
- Played three years at Missouri-Kansas City, averaging 12.9 points per game on 55 percent shooting and 6.1 rebounds per game, as the Roos won 19 games in 2021-22, the highest total in 30 years.
- Earned honorable-mention All-Summit League honors in 2020-21, averaging 15.0 ppg and 6.0 rpg.
- Lincoln native who played at Lincoln North Star High School and is the first product of the school to receive a basketball scholarship at Nebraska
- Wears #53 in honor of his stepfather (Bill Ziegelbein) who played football at Nebraska from 1987-91 before passing away in 2013
- Is working on his master's degree in business analytics after graduating from New Mexico in May



2023-24 HONORS

- Big Ten Sportsmanship Award Honoree
- NU Scholar-Athlete Honor Roll (Fall, 2023)

MISC. STATS

Category	2023-24	Career*
10+ Points	10	61
20+ Points	0	9
30+ Points	0	0
40+ Points	0	0
Double-Doubles	1	12
10+ Rebounds	1	14
10+ Assists	0	0
Led NU in Scoring	2	2
Led NU in Reb.	10	10
Led NU in Assists	1	1

*Includes UMKC/New Mexico

SEASON/CAREER HIGHS

Points	
Season:	16, Michigan (2/10/24)
College Career:	29, Greenville (11/27/20)
Rebounds	
Season:	12, Rutgers (3/3/24)
College Career:	18, Boise State (1/20/23)
3-Point Field Goals	
Season:	7, Michigan (2/10/24)
College Career:	12, Greenville (11/27/20)
Free Throws	
Season:	1, Six times (last, 2/21/24)
College Career:	3, South Dakota (1/8/21)
Free Throw Attempts	
Season:	8, Northwestern (1/20/24)
College Career:	9, Two times (last, 3/13/21)
Assists	
Season:	5, Duquesne (11/22/23)
College Career:	5, Three times (last, 11/23/23)
Steals	
Season:	3, at Illinois (2/4/24)
College Career:	3, Two times (last, 2/4/24)
Blocks	
Season:	3, at Rutgers (1/17/24)
College Career:	3, Two times last, 1/17/24)
Minutes Played	
Season:	33, at Illinois (2/4/24)
College Career:	47, at Nevada (1/23/23)

CAREER STATS

SEASON	TEAM	GP-GS	MIN/AVG	Field Goals		3-Point		F-Throws		Rebounds				Scoring						
				FG-FGA	FG%	3FG-3FGA	3FG%	FT-FTA	FT%	OFF	DEF	TOT	AVG	PF-FO	A	TO	BLK	STL	PTS	AVG
2019-20	KC	30-12	490/16.3	59-118	.500	8-31	.258	44-67	.657	37	81	118	3.9	91-3	10	31	18	16	170	5.7
2020-21	KC	22-22	592/26.9	133-232	.573	16-45	.356	48-74	.649	41	91	132	6.0	66-5	27	44	7	20	330	15.0
2021-22	KC	17-16	461/27.1	82-149	.550	13-36	.361	42-56	.750	23	81	104	6.1	53-2	19	39	8	9	219	12.9
2022-23	UNM	34-34	1086/31.9	113-203	.557	6-38	.158	54-81	.667	89	159	248	7.3	95-1	48	53	28	17	286	8.4
2023-24	Nebr	32-26	754/23.6	77-140	.550	8-22	.364	65-102	.637	61	107	168	5.3	63-1	41	33	12	19	227	7.1
TOTAL FOR Nebr		32-26	754/23.6	77-140	.550	8-22	.364	65-102	.637	61	107	168	5.3	63-1	41	33	12	19	227	7.1
TOTAL		135-110	3383/25.1	464-842	.551	51-172	.297	253-380	.666	251	519	770	5.7	368-12	145	200	73	81	1232	9.1

2023-24 GAME BY GAME

Opponent	Date	GS	MIN	Total		3-Pointers		Free throws		Rebounds				PF	A	TO	BLK	STL	PTS	AVG	
				FG-FGA	PCT	3FG-3FGA	PCT	FT-FTA	PCT	OFF	DEF	TOT	AVG								
Lindenwood	11/06/2023	*	23:30	4-5	.800	1-1	1.000	2-2	1.000	2	6	8	8.0	1	2	0	1	2	11	11.0	
Florida A&M	11/09/2023	*	28:38	1-3	.333	0-0	.000	3-4	.750	3	2	5	6.5	1	0	2	1	0	5	8.0	
Rider	11/13/2023	*	30:18	3-3	1.000	0-0	.000	4-6	.667	4	2	6	6.3	1	0	3	0	0	10	8.7	
Stony Brook	11/15/2023	*	24:16	0-5	.000	0-2	.000	0-0	.000	4	3	7	6.5	1	1	0	0	0	0	6.5	
vs Oregon St.	11/18/2023	*	24:59	2-6	.333	0-0	.000	4-6	.667	2	2	4	6.0	3	0	1	0	2	8	6.8	
Duquesne	11/22/2023	*	22:57	3-5	.600	1-1	1.000	5-7	.714	2	5	7	6.2	0	5	0	0	0	12	7.7	
Cal St. Fullerton	11/26/2023	*	23:17	1-3	.333	0-1	.000	4-4	1.000	1	3	4	5.9	0	1	1	1	0	6	7.4	
Creighton	12/03/2023	*	25:00	2-10	.200	0-4	.000	2-2	1.000	4	2	6	5.9	1	0	4	0	1	6	7.3	
at Minnesota	12/06/2023	*	21:30	1-2	.500	0-0	.000	1-2	.500	0	3	3	5.6	0	1	2	0	0	3	6.8	
at Kansas St.	12/17/2023		10:50	1-2	.500	0-0	.000	1-2	.500	0	0	0	5.0	3	0	0	0	0	3	6.4	
North Dakota	12/20/2023	*	32:32	5-7	.714	0-1	.000	0-2	.000	2	4	6	5.1	1	2	2	0	1	10	6.7	
South Carolina St.	12/29/2023	*	18:35	4-4	1.000	0-0	.000	2-2	1.000	1	6	7	5.3	1	4	1	1	2	10	7.0	
Indiana	01/03/2024		28:43	0-0	.000	0-0	.000	2-5	.400	1	7	8	5.5	3	2	1	0	2	2	6.6	
at Wisconsin	01/06/2024		22:30	1-3	.333	1-1	1.000	1-2	.500	2	3	5	5.4	1	2	2	0	0	4	6.4	
Purdue	01/09/2024		10:56	2-2	1.000	1-1	1.000	0-0	.000	0	0	0	5.1	4	1	1	0	0	5	6.3	
at Iowa	01/12/2024		20:44	5-6	.833	0-0	.000	4-6	.667	3	2	5	5.1	1	1	0	0	1	14	6.8	
at Rutgers	01/17/2024		20:04	1-3	.333	0-1	.000	3-4	.750	1	4	5	5.1	5	0	1	3	0	5	6.7	
Northwestern	01/20/2024	*	24:31	4-5	.800	0-0	.000	7-8	.875	2	3	5	5.1	2	2	1	0	0	15	7.2	
Ohio St.	01/23/2024	*	23:52	2-6	.333	1-2	.500	2-4	.500	1	2	3	4.9	1	0	1	0	0	7	7.2	
at Maryland	01/27/2024	*	25:14	0-2	.000	0-0	.000	3-6	.500	1	3	4	4.9	3	2	1	1	0	3	7.0	
Wisconsin	02/01/2024	*	27:47	0-1	.000	0-0	.000	3-4	.750	2	2	4	4.9	1	0	2	0	1	3	6.8	
at Illinois	02/04/2024	*	32:34	2-5	.400	1-1	1.000	0-0	.000	1	3	4	4.8	4	1	0	0	3	5	6.7	
at Northwestern	02/07/2024	*	15:19	0-2	.000	0-1	.000	0-0	.000	0	0	0	4.6	2	0	2	1	0	0	6.4	
Michigan	02/10/2024	*	22:09	7-10	.700	0-0	.000	2-4	.500	4	4	8	4.8	2	1	1	1	1	16	6.8	
Penn St.	02/17/2024	*	22:26	3-5	.600	0-0	.000	0-0	.000	0	5	5	4.8	3	1	1	0	1	6	6.8	
at Indiana	02/21/2024	*	28:04	3-7	.429	1-3	.333	0-1	.000	2	4	6	4.8	4	4	0	0	0	7	6.8	
Minnesota	02/25/2024	*	21:34	4-6	.667	0-1	.000	1-2	.500	3	5	8	4.9	1	1	1	1	0	9	6.9	
at Ohio St.	02/29/2024	*	20:09	2-2	1.000	0-0	.000	0-0	.000	0	2	2	4.8	3	2	1	0	1	4	6.8	
Rutgers	03/03/2024	*	24:19	4-7	.571	1-1	1.000	1-4	.250	6	6	12	5.1	4	2	0	0	0	10	6.9	
at Michigan	03/10/2024	*	25:54	6-6	1.000	0-0	.000	3-4	.750	1	4	5	5.1	3	0	0	1	0	15	7.1	
vs Indiana	03/15/2024	*	24:00	1-3	.333	0-0	.000	5-8	.625	2	7	9	5.2	1	1	0	0	1	7	7.1	
vs Illinois	03/16/2024	*	26:31	3-4	.750	0-0	.000	0-1	.000	4	3	7	5.3	2	2	1	0	0	6	7.1	
Totals			26	753:42	77-140	.550	8-22	.364	65-102	.637	61	107	168	5.3	63	41	33	12	19	227	7.1

Player Averages

Games Played	Minutes/game	Points/game	FG Pct	3FG Pct	FT Pct	Rebounds/game	Assists/game	Turnovers/game	Assist/Turnover ratio	Steals/game	Blocks/game
32	23.6	7.1	55.0	36.4	63.7	5.3	1.3	1.0	1.2	0.6	0.4

JEFFREY GRACE III

SOPHOMORE • GUARD • 6-3 • 197 • ELMHURST, ILL. • ARIZONA STATE



2023-24 HONORS

- NU Scholar-Athlete Honor Roll (Fall, 2023)

MISC. STATS

Category	2023-24	Career
10+ Points	0	0
20+ Points	0	0
30+ Points	0	0
40+ Points	0	0
Double-Doubles	0	0
10+ Rebounds	0	0
10+ Assists	0	0
Led NU in Scoring	0	0
Led NU in Reb.	0	0
Led NU in Assists	0	0

CAREER STATS

SEASON	TEAM	GP-GS	MIN/AVG	Field Goals		3-Point		F-Throws		Rebounds				Scoring						
				FG-FGA	FG%	3FG-3FGA	3FG%	FT-FTA	FT%	OFF	DEF	TOT	AVG	PF-FO	A TO	BLK	STL	PTS	AVG	
2022-23	Nebr	11-0	12/1.1	1-2	.500	0-1	.000	2-4	.500	2	1	3	0.3	0-0	1	2	0	1	4	0.4
2023-24	Nebr	15-0	21/1.4	2-3	.667	0-0	.000	2-5	.400	2	1	3	0.2	2-0	2	1	0	0	6	0.4
TOTAL		26-0	33/1.3	3-5	.600	0-1	.000	4-9	.444	4	2	6	0.2	2-0	3	3	0	1	10	0.4

2023-24 GAME BY GAME

Opponent	Date	GS	MIN	Total		3-Pointers		Free throws		Rebounds				PF	A	TO	BLK	STL	PTS	AVG
				FG-FGA	PCT	3FG-3FGA	PCT	FT-FTA	PCT	OFF	DEF	TOT	AVG							
Lindenwood	11/06/2023		04:00	1-2	.500	0-0	.000	0-1	.000	0	0	0	0.0	0	1	0	0	0	2	2.0
Florida A&M	11/09/2023		02:20	1-1	1.000	0-0	.000	0-0	.000	1	0	1	0.5	0	0	0	0	0	2	2.0
Stony Brook	11/15/2023		01:47	0-0	.000	0-0	.000	0-0	.000	0	0	0	0.3	0	0	0	0	0	1.3	
vs Oregon St.	11/18/2023		01:09	0-0	.000	0-0	.000	0-0	.000	0	0	0	0.3	0	0	0	0	0	1.0	
Creighton	12/03/2023		00:56	0-0	.000	0-0	.000	0-0	.000	0	0	0	0.2	0	0	0	0	0	0.8	
South Carolina St.	12/29/2023		03:52	0-0	.000	0-0	.000	2-2	1.000	1	0	1	0.3	0	0	0	0	2	1.0	
at Maryland	01/27/2024		01:23	0-0	.000	0-0	.000	0-0	.000	0	0	0	0.3	0	0	0	0	0	0.9	
at Illinois	02/04/2024		00:04	0-0	.000	0-0	.000	0-0	.000	0	0	0	0.3	0	0	0	0	0	0.8	
at Northwestern	02/07/2024		00:05	0-0	.000	0-0	.000	0-0	.000	0	0	0	0.2	1	0	0	0	0	0.7	
Michigan	02/10/2024		01:20	0-0	.000	0-0	.000	0-0	.000	0	0	0	0.2	0	1	0	0	0	0.6	
Penn St.	02/17/2024		00:29	0-0	.000	0-0	.000	0-0	.000	0	0	0	0.2	0	0	1	0	0	0.5	
at Ohio St.	02/29/2024		00:20	0-0	.000	0-0	.000	0-0	.000	0	0	0	0.2	0	0	0	0	0	0.5	
at Michigan	03/10/2024		01:42	0-0	.000	0-0	.000	0-2	.000	0	1	1	0.2	0	0	0	0	0	0.5	
vs Indiana	03/15/2024		01:01	0-0	.000	0-0	.000	0-0	.000	0	0	0	0.2	0	0	0	0	0	0.4	
vs Illinois	03/16/2024		00:56	0-0	.000	0-0	.000	0-0	.000	0	0	0	0.2	1	0	0	0	0	0.4	
Totals		0	21:24	2-3	.667	0-0	.000	2-5	.400	2	1	3	0.2	2	2	1	0	0	6	0.4

Player Averages

Games Played	Minutes/game	Points/game	FG Pct	3FG Pct	FT Pct	Rebounds/game	Assists/game	Turnovers/game	Assist/Turnover ratio	Steals/game	Blocks/game
15	1.4	0.4	66.7	0.0	40.0	0.2	0.1	0.1	2.0	0.0	0.0

CALE JACOBSEN

REDSHIRT FRESHMAN • GUARD • 6-4 • 200 • ASHLAND, NEB. • ASHLAND-GREENWOOD



MISC. STATS

Category	2023-24	Career
10+ Points	0	0
20+ Points	0	0
30+ Points	0	0
40+ Points	0	0
Double-Doubles	0	0
10+ Rebounds	0	0
10+ Assists	0	0
Led NU in Scoring	0	0
Led NU in Reb.	0	0
Led NU in Assists	0	0

CAREER STATS

SEASON	TEAM	GP-GS	MIN/AVG	Field Goals		3-Point		F-Throws		Rebounds				Scoring						
				FG-FGA	FG%	3FG-3FGA	3FG%	FT-FTA	FT%	OFF	DEF	TOT	AVG	PF-FO	A TO	BLK	STL	PTS	AVG	
2023-24	Nebr	19-0	53/2.8	5-10	.500	1-3	.333	3-6	.500	0	3	3	0.2	5-0	5	2	0	1	14	0.7
TOTAL		19-0	53/2.8	5-10	.500	1-3	.333	3-6	.500	0	3	3	0.2	5-0	5	2	0	1	14	0.7

2023-24 GAME BY GAME

Opponent	Date	GS	MIN	Total		3-Pointers		Free throws		Rebounds				PF	A	TO	BLK	STL	PTS	AVG
				FG-FGA	PCT	3FG-3FGA	PCT	FT-FTA	PCT	OFF	DEF	TOT	AVG							
Lindenwood	11/06/2023		11:07	0-0	.000	0-0	.000	0-0	.000	0	1	1	1.0	1	1	0	0	1	0	0.0
Florida A&M	11/09/2023		05:05	1-1	1.000	0-0	.000	1-2	.500	0	0	0	0.5	0	1	1	0	0	3	1.5
Stony Brook	11/15/2023		01:47	0-0	.000	0-0	.000	0-0	.000	0	0	0	0.3	0	0	0	0	0	1.0	
vs Oregon St.	11/18/2023		02:25	1-1	1.000	0-0	.000	0-2	.000	0	0	0	0.3	2	0	0	0	0	2	1.3
Creighton	12/03/2023		03:27	0-1	.000	0-0	.000	0-0	.000	0	0	0	0.2	0	0	0	0	0	1.0	
at Minnesota	12/06/2023		00:03	0-0	.000	0-0	.000	0-0	.000	0	0	0	0.2	1	0	0	0	0	0.8	
North Dakota	12/20/2023		00:29	0-0	.000	0-0	.000	0-0	.000	0	0	0	0.1	0	0	0	0	0	0.7	
South Carolina St.	12/29/2023		13:13	1-3	.333	0-2	.000	2-2	1.000	0	2	2	0.4	0	1	1	0	0	4	1.1
at Wisconsin	01/06/2024		01:15	0-0	.000	0-0	.000	0-0	.000	0	0	0	0.3	0	1	0	0	0	1.0	
at Iowa	01/12/2024		02:08	0-0	.000	0-0	.000	0-0	.000	0	0	0	0.3	0	0	0	0	0	0.9	
at Rutgers	01/17/2024		00:02	0-0	.000	0-0	.000	0-0	.000	0	0	0	0.3	0	0	0	0	0	0.8	
at Maryland	01/27/2024		02:01	0-0	.000	0-0	.000	0-0	.000	0	0	0	0.3	0	0	0	0	0	0.8	
at Illinois	02/04/2024		00:09	0-0	.000	0-0	.000	0-0	.000	0	0	0	0.2	1	0	0	0	0	0.7	
at Northwestern	02/07/2024		00:09	0-0	.000	0-0	.000	0-0	.000	0	0	0	0.2	0	0	0	0	0	0.6	
Michigan	02/10/2024		01:39	0-0	.000	0-0	.000	0-0	.000	0	0	0	0.2	0	0	0	0	0	0.6	
Penn St.	02/17/2024		01:38	1-1	1.000	0-0	.000	0-0	.000	0	0	0	0.2	0	1	0	0	0	2	0.7
at Ohio St.	02/29/2024		00:47	0-0	.000	0-0	.000	0-0	.000	0	0	0	0.2	0	0	0	0	0	0.6	
at Michigan	03/10/2024		01:42	0-0	.000	0-0	.000	0-0	.000	0	0	0	0.2	0	0	0	0	0	0.6	
vs Indiana	03/15/2024		04:08	1-3	.333	1-1	1.000	0-0	.000	0	0	0	0.2	0	0	0	0	0	3	0.7
Totals		0	53:14	5-10	.500	1-3	.333	3-6	.500	0	3	3	0.2	5	5	2	0	1	14	0.7

Player Averages

Games Played	Minutes/game	Points/game	FG Pct	3FG Pct	FT Pct	Rebounds/game	Assists/game	Turnovers/game	Assist/Turnover ratio	Steals/game	Blocks/game
19	2.8	0.7	50.0	33.3	50.0	0.2	0.3	0.1	2.5	0.1	0.0

HENRY BURT

REDSHIRT FRESHMAN • FORWARD • 6-7 • 216 • OMAHA, NEB. • ELKHORN SOUTH



2023-24 HONORS

- NU Scholar-Athlete Honor Roll (Fall, 2023)

MISC. STATS

Category	2023-24	Career
10+ Points	0	0
20+ Points	0	0
30+ Points	0	0
40+ Points	0	0
Double-Doubles	0	0
10+ Rebounds	0	0
10+ Assists	0	0
Led NU in Scoring	0	0
Led NU in Reb.	0	0
Led NU in Assists	0	0



MISC. STATS

Category	2023-24	Career
10+ Points	0	1
20+ Points	0	0
30+ Points	0	0
40+ Points	0	0
Double-Doubles	0	1
10+ Rebounds	0	3
10+ Assists	0	0
Led NU in Scoring	0	0
Led NU in Reb.	0	5
Led NU in Assists	0	0

CAREER STATS

SEASON TEAM	GP-GS	MIN/AVG	Field Goals		3-Point		F-Throws		Rebounds				Scoring						
			FG-FGA	FG%	3FG-3FGA	3FG%	FT-FTA	FT%	OFF	DEF	TOT	AVG	PF-FO	A	TO	BLK	STL	PTS	AVG
2023-24 Nebr	7-0	10/1.4	1-2	.500	0-1	.000	0-2	.000	0	3	3	0.4	1-0	0	0	0	0	2	0.3
TOTAL	7-0	10/1.4	1-2	.500	0-1	.000	0-2	.000	0	3	3	0.4	1-0	0	0	0	0	2	0.3

2023-24 GAME BY GAME

Opponent	Date	GS	MIN	Total		3-Pointers		Free throws		Rebounds				PF	A	TO	BLK	STL	PTS	AVG
				FG-FGA	PCT	3FG-3FGA	PCT	FT-FTA	PCT	OFF	DEF	TOT	AVG							
Lindenwood	11/06/2023		02:37	0-0	.000	0-0	.000	0-0	.000	0	0	0	0.0	0	0	0	0	0	0	0.0
Florida A&M	11/09/2023		01:40	1-1	1.000	0-0	.000	0-2	.000	0	1	1	0.5	0	0	0	0	0	2	1.0
Stony Brook	11/15/2023		00:53	0-0	.000	0-0	.000	0-0	.000	0	1	1	0.7	0	0	0	0	0	0	0.7
vs Oregon St.	11/18/2023		01:09	0-0	.000	0-0	.000	0-0	.000	0	0	0	0.5	0	0	0	0	0	0	0.5
Michigan	02/10/2024		01:20	0-0	.000	0-0	.000	0-0	.000	0	1	1	0.6	1	0	0	0	0	0	0.4
Penn St.	02/17/2024		00:29	0-0	.000	0-0	.000	0-0	.000	0	0	0	0.5	0	0	0	0	0	0	0.3
at Michigan	03/10/2024		01:42	0-1	.000	0-1	.000	0-0	.000	0	0	0	0.4	0	0	0	0	0	0	0.3
Totals		0	09:50	1-2	.500	0-1	.000	0-2	.000	0	3	3	0.4	1	0	0	0	0	2	0.3

Player Averages

Games Played	Minutes/game	Points/game	FG Pct	3FG Pct	FT Pct	Rebounds/game	Assists/game	Turnovers/game	Assist/Turnover ratio	Steals/game	Blocks/game
7	1.4	0.3	50.0	0.0	0.0	0.4	0.0	0.0	0.0	0.0	0.0

BLAISE KEITA

JUNIOR • FORWARD • 6-11 • 257 • BAMAKO, REPUBLIC OF MALI • COFFEYVILLE CC

CAREER STATS

SEASON TEAM	GP-GS	MIN/AVG	Field Goals		3-Point		F-Throws		Rebounds				Scoring						
			FG-FGA	FG%	3FG-3FGA	3FG%	FT-FTA	FT%	OFF	DEF	TOT	AVG	PF-FO	A	TO	BLK	STL	PTS	AVG
2022-23 Nebr	21-5	212/10.1	18-35	.514	0-0	.000	6-17	.353	22	52	74	3.5	22-0	11	10	5	5	42	2.0
TOTAL	21-5	212/10.1	18-35	.514	0-0	.000	6-17	.353	22	52	74	3.5	22-0	11	10	5	5	42	2.0

2023-24 GAME BY GAME



RAMEL LLOYD JR.

REDSHIRT FRESHMAN • GUARD • 6-6 • 210 • LONG BEACH, CALIF. • SIERRA CANYON

CAREER STATS

2023-24 GAME BY GAME

MISC. STATS

Category	2023-24	Career
10+ Points	0	0
20+ Points	0	0
30+ Points	0	0
40+ Points	0	0
Double-Doubles	0	0
10+ Rebounds	0	0
10+ Assists	0	0
Led NU in Scoring	0	0
Led NU in Reb.	0	0
Led NU in Assists	0	0



AHRON ULIS

JUNIOR • GUARD • 6-3 • 190 • CHICAGO, ILL. • IOWA

CAREER STATS

SEASON	TEAM	GP-GS	MIN/AVG	Field Goals		3-Point		F-Throws		Rebounds				Scoring						
				FG-FGA	FG%	3FG-3FGA	3FG%	FT-FTA	FT%	OFF	DEF	TOT	AVG	PF	FO	A	TO	BLK	STL	PTS
2020-21	Iowa	17-0	120/7.0	5-15	.333	0-3	.000	18-20	.900	6	9	15	0.9	8-0	20	6	1	1	28	1.6
2021-22	Iowa	35-0	486/13.9	34-100	.340	4-12	.333	38-48	.792	19	50	69	2.0	41-0	73	32	0	19	110	3.1
2022-23	Iowa	32-27	722/22.6	72-182	.396	22-69	.319	29-41	.707	6	44	50	1.6	42-0	67	35	4	17	195	6.1
TOTAL FOR Nebr		0-0	0/0.0	0-0	.000	0-0	.000	0-0	.000	0	0	0	0.0	0-0	0	0	0	0	0	0.0
TOTAL		84-27	1328/15.8	111-297	.374	26-84	.310	85-109	.780	31	103	134	1.6	91-0	160	73	5	37	333	4.0

2023-24 GAME BY GAME

MISC. STATS

Category	2023-24	Career
10+ Points	0	7
20+ Points	0	0
30+ Points	0	0
40+ Points	0	0
Double-Doubles	0	0
10+ Rebounds	0	0
10+ Assists	0	0
Led NU in Scoring	0	4
Led NU in Reb.	0	0
Led NU in Assists	0	1

*-Includes Iowa

LLOYD'S SEASON/CAREER HIGHS

Points	
Season:	None
College Career:	Same
Rebounds	
Season:	None
College Career:	Same
Field Goals	
Season:	None
College Career:	Same
3-Point Field Goals	
Season:	None
College Career:	Same
Free Throws	
Season:	None
College Career:	Same
Free Throw Attempts	
Season:	None
College Career:	Same
Assists	
Season:	None
College Career:	Same
Steals	
Season:	None
College Career:	Same
Blocks	
Season:	None
College Career:	Same
Minutes Played	
Season:	None
College Career:	Same

ULIS' SEASON/CAREER HIGHS

Points	
Season:	None
College Career:	17, at Michigan State (1/26/23)
Rebounds	
Season:	None
College Career:	7, Iowa State (12/8/22)
Field Goals	
Season:	None
College Career:	8, at Michigan State (1/26/23)
3-Point Field Goals	
Season:	None
College Career:	2, Four times (last, 1/29/23)
Free Throws	
Season:	None
College Career:	7, Two times (last, 1/31/22)
Free Throw Attempts	
Season:	None
College Career:	8, Two times (last, 1/31/22)
Assists	
Season:	None
College Career:	8, Western Michigan (11/22/21)
Steals	
Season:	None
College Career:	3, Illinois (12/6/21)
Blocks	
Season:	None
College Career:	1, Five times (last, 2/12/23)
Minutes Played	
Season:	None
College Career:	36, Iowa State (12/8/22)

KEITA'S SEASON/CAREER HIGHS

Points	
Season:	None
College Career:	14, vs. Arkansas-Pine Bluff (11/20/22)
Rebounds	
Season:	None
College Career:	12, vs. Omaha (11/10/22)
Field Goals	
Season:	None
College Career:	6, vs. Arkansas-Pine Bluff (11/20/22)
3-Point Field Goals	
Season:	None
College Career:	Same
Free Throws	
Season:	None
College Career:	2, vs. Arkansas-Pine Bluff (11/20/22)
Free Throw Attempts	
Season:	None
College Career:	5, vs. Arkansas-Pine Bluff (11/20/22)
Assists	
Season:	None
College Career:	2, Three times (last, 11/30/22)
Steals	
Season:	None
College Career:	2, Wisconsin (2/11/23)
Blocks	
Season:	None
College Career:	2, vs. Oklahoma (11/24/22)
Minutes Played	
Season:	None
College Career:	27, vs. Omaha (11/10/22)

GRACE'S SEASON/CAREER HIGHS

Points	
Season:	2, Three times (last, 12/29/23)
College Career:	2, Four times (last, 12/29/23)
Rebounds	
Season:	1, Three times (last, 3/10/24)
College Career:	1, Five times (last, 3/10/24)
Field Goals	
Season:	2, Two times (last, 11/9/23)
College Career:	2, Three times (last, 11/9/23)
3-Point Field Goals	
Season:	None
College Career:	Same
Free Throws	
Season:	2, South Carolina State (12/29/23)
College Career:	2, Two times (last, 12/29/23)
Free Throw Attempts	
Season:	2, Two times (last, 3/10/24)
College Career:	2, Four times (last, 3/10/24)
Assists	
Season:	1, Lindenwood (11/6/23)
College Career:	Same
Steals	
Season:	None
College Career:	1 at Maryland (1/28/23)
Blocks	
Season:	None
College Career:	Same
Minutes Played	
Season:	4, Two times (last, 12/29/23)
College Career:	Same

JACOBSEN'S SEASON/CAREER HIGHS

Points	
Season:	4, South Carolina State (12/29/23)
College Career:	Same
Rebounds	
Season:	2, South Carolina State (12/29/23)
College Career:	Same
Field Goals	
Season:	1, Five times (last, 3/15/24)
College Career:	Same
3-Point Field Goals	
Season:	1, vs. Indiana (3/15/24)
College Career:	Same
Free Throws	
Season:	2, South Carolina State (12/29/23)
College Career:	Same
Free Throw Attempts	
Season:	2, Two times (12/29/23)
College Career:	Same
Assists	
Season:	1, Four times (last, 1/6/24)
College Career:	Same
Steals	
Season:	1, Lindenwood (11/6/23)
College Career:	Same
Blocks	
Season:	None
College Career:	Same
Minutes Played	
Season:	13, South Carolina State (12/29/23)
College Career:	Same

BURT'S SEASON/CAREER HIGHS

Points	
Season:	2, Florida A&M (11/9/23)
College Career:	Same
Rebounds	
Season:	1, Two times (last, 11/15/23)
College Career:	Same
Field Goals	
Season:	1, Florida A&M (11/9/23)
College Career:	Same
3-Point Field Goals	
Season:	None
College Career:	Same
Free Throws	
Season:	None
College Career:	Same
Free Throw Attempts	
Season:	2, Florida A&M (11/9/23)
College Career:	Same
Assists	
Season:	None
College Career:	Same
Steals	
Season:	None
College Career:	Same
Blocks	
Season:	None
College Career:	Same
Minutes Played	
Season:	3, Lindenwood (11/6/23)
College Career:	Same

2023-24 BOXSCORES

NEBRASKA 84, LINDENWOOD 52



Official Basketball Box Score - Final
Lindenwood at Nebraska
11/09/23 Pinnacle Bank Arena, Lincoln
Nebraska vs. Lindenwood

Game Time: 7:01 PM
Game Duration: 1:49
Attendance: 13,478

Officials: Tim Connor, Andy O'Brien, Mason Siler

Lindenwood - 52

Record: 0-1

NO. Name	Min	FG	3P	FT	Rebounds	Fouls	TP	AS	TO	ST	Blocks	+	-
		M/A	M/A	M/A	OR DR TOT	PF					BS BA		
0 David Ware	F 19:42	0-3	0-1	0-0	2 5 7	2 1	0	0	0	2	0 1	-14	
5 Jaylon McDaniel	F 22:27	3-7	0-0	0-3	1 5 6	4 2	6	0	2	0	1 1	-19	
24 Keenon Cole	F 31:26	5-16	0-1	4-4	2 2 4	2 3	14	0	3	0	0 2	-31	
15 Nathan Johnson Jr.	G 25:45	2-6	0-1	1 1	1 1 2	1 1	5	0	2	1	0 1	-25	
25 Darius Beane	G 20:24	3-8	0-0	0-1	2 2 4	4 2	6	0	1	0	0 0	-10	
3 Tommie Williams	19:35	1-5	0-1	0-0	1 2 3	2 1	2	2	2	0	0 0	-9	
23 Jeremiah Talton	20:00	4-11	2-5	0-0	1 2 3	1 0	10	0	0	1	0 0	-14	
1 Colin Ruffin	20:14	4-8	1-3	0-0	0 5 5	3 1	9	0	0	0	0 0	-20	
22 Isaac Ordekeane	10:07	0-0	0-0	0-0	0 1 1	0 0	0	0	0	1	0 0	-13	
11 Amoro Lado	10:20	0-5	0-4	0-0	0 0 0	2 1	0	0	0	0	0 0	-5	
Team					3 2 5	0	0	1					
Totals		22-68	3-16	5-9	13 27 40	21 12	52	2	12	4	2 7	-32	

Shooting By Period

1st FG%	10-33	30.3%
3PT%	1-5	20.0%
FT%	3-3	100%
2nd FG%	12-35	34.3%
3PT%	2-11	18.2%
FT%	2-6	33.3%
GM FG%	22-68	32.4%
3PT%	3-16	18.8%
FT%	5-9	55.6%

Dead Ball Rebounds: 1, 0

Technical Fouls: NONE

Nebraska - 84

Record: 1-0

NO. Name	Min	FG	3P	FT	Rebounds	Fouls	TP	AS	TO	ST	Blocks	+	-
		M/A	M/A	M/A	OR DR TOT	PF					BS BA		
51 Rienk Mast	F 25:18	5-7	1-3	2-3	1 5 6	1 3	13	3	2	0	0 1	0	11
53 Josiah Allick	F 23:30	4-5	1-1	2-2	2 6 8	1 4	11	2	0	2	1 0	0	34
0 C.J. Wilcher	G 22:08	4-8	2-5	3-4	0 1 1	0 1	2	13	2	0	0 2	0	26
3 Bryce Williams	G 23:15	4-11	2-6	3-4	0 1 1	1 1	2	13	2	1	0 1	1	30
10 Jamarques Lawrence	G 18:22	2-8	1-2	2-4	6 3	1 1	7	1	2	0	0 0	0	16
1 Sam Holberg	25:14	5-7	2-4	3-5	0 5 5	1 3	15	2	0	1	1 0	0	14
9 Jarron Coleman	19:47	1-3	1-2	2-2	0 6 6	1 2	5	4	2	1	0 0	0	19
11 Eli Rice	19:08	0-3	0-2	2-4	2 3 5	2 2	2	1	2	0	1 1	3	
31 Cale Jacobsen	11:07	0-0	0-0	0-0	1 1 1	0 0	0	1	0	1	0 0	1	
21 Matar Diop	05:34	1-2	0-1	1-2	0 1 1	1 1	3	0	0	0	1 0	0	-3
24 Jeff Grace	04:00	1-2	0-0	0-1	0 0 0	1 1	2	0	0	0	0 0	0	-3
35 Henry Burt	02:37	0-0	0-0	0-0	0 0 0	0 0	0	0	0	0	0 0	0	-4
Team					1 3 4	0	0	0	0	0	0 0	0	
Totals		27-56	11-30	19-29	8 36 44	12 21	84	19	5	7	2 3	32	

Shooting By Period

1st FG%	17-30	56.7%
3PT%	9-19	47.4%
FT%	8-11	72.7%
2nd FG%	10-26	38.5%
3PT%	2-11	18.2%
FT%	11-18	61.1%
GM FG%	27-56	48.2%
3PT%	11-30	36.7%
FT%	19-29	65.5%

Dead Ball Rebounds: 4, 0

Technical Fouls: NONE

Biggest lead	LWU	NEB
2 (1st 19:36)	36 (2nd 5:34)	
Best Scoring Run	7 (2nd 14:37)	10 (1st 4:27)
Lead Changes	1	
Times Tied	0	
Time with Lead	00:23	39:13

Points from Turnovers	LWU	NEB
4	8	
Paint	32	32
Second Chance	9	11
Fast Breaks	8	4
Bench	21	27

Period by Period Scoring	1st	2nd	TOT
LWU	24	28	52
NEB	51	33	84

NEBRASKA 81, FLORIDA A&M 54



Official Basketball Box Score - Final
Florida A&M at Nebraska
11/09/23 Pinnacle Bank Arena, Lincoln
Nebraska vs. Florida A&M

Game Time: 7:01 PM
Game Duration: 2:04
Attendance: 13,768

Officials: Paul Sozio, Edwin Young, Tony Meeks

Florida A&M - 54

Record: 0-2

NO. Name	Min	FG	3P	FT	Rebounds	Fouls	TP	AS	TO	ST	Blocks	+	-
		M/A	M/A	M/A	OR DR TOT	PF					BS BA		
5 Keith Lamar	F 22:51	2-8	0-1	1-2	1 2 3	3 2	5	2	1	1	0 0	-18	
13 Shannon Grant	F 19:48	2-3	0-0	0-0	0 3 3	5 1	4	0	3	2	0 0	-10	
2 Jordan Chatman	G 10:11	0-3	0-1	0-0	0 0 0	4 0	0	0	1	1	0 1	-7	
4 Hantz Louis-Jeune	G 18:32	3-7	1-3	1-2	0 5 5	3 2	8	0	1	2	2 2	-21	
12 K'Jei Parker	36:54	5-20	1-6	2-2	1 5 6	1 3	13	3	2	0	0 0	-25	
11 Roderick Coffee III	20:38	0-6	0-4	2-4	1 1 2	1 3	2	2	0	0	0 0	-4	
24 Ja'Derrys Eatmon	18:21	3-7	0-0	2-2	3 1 4	2 3	8	0	2	1	1 1	-15	
10 Chase Barrs	15:08	0-1	0-0	1-2	3 1 4	5 1	1	1	1	0	0 0	-10	
23 Miles Hall	13:40	1-3	0-0	1-2	0 3 3	0 1	3	1	0	1	0 0	-14	
3 Morrell Schramm	22:05	4-7	2-4	0-1	1 2 3	2 1	10	1	2	1	0 0	-8	
34 Richard Mathews	01:52	0-1	0-1	0-0	0 0 0	0 0	0	0	0	0	0 0	-3	
Team					1 1 2	0	0	1					
Totals		20-66	4-20	10-17	11 24 35	26 17	54	10	14	8	3 5	-27	

Shooting By Period

1st FG%	9-31	29.0%
3PT%	2-9	22.2%
FT%	5-6	83.3%
2nd FG%	11-35	31.4%
3PT%	2-11	18.2%
FT%	5-11	45.5%
GM FG%	20-66	30.3%
3PT%	4-20	20.0%
FT%	10-17	58.8%

Dead Ball Rebounds: 3, 0

Technical Fouls: NONE

Nebraska - 81

Record: 2-0

NO. Name	Min	FG	3P	FT	Rebounds	Fouls	TP	AS	TO	ST	Blocks	+	-
		M/A	M/A	M/A	OR DR TOT	PF					BS BA		
51 Rienk Mast	F 27:21	6-14	2-5	6-6	5 11 16	2 4	20	2	2	0	0 0	26	
53 Josiah Allick	F 28:38	1-3	0-0	3-4	3 2 5	1 4	5	0	2	0	1 0	27	
0 C.J. Wilcher	G 19:51	2-6	1-4	1-2	0 1 1	4 1	6	2	0	1	0 1	19	
0 Bryce Williams	G 22:19	3-9	2-4	7-7	4 6 3	4 4	15	2	1	0	1 1	20	
10 Jamarques Lawrence	G 24:40	2-6	0-3	1-2	0 5 5	1 1	5	4	4	3	0 0	10	
1 Sam Holberg	22:37	1-3	1-3	0-0	1 2 3	1 2	3	1	2	4	0 0	14	
9 Jarron Coleman	17:54	1-3	1-3	1-3	0 3 3	0 3	4	3	3	0	1 0	11	
11 Eli Rice	22:18	4-9	3-6	5-8	0 4 4	1 5	16	0	0	0	0 0	11	
21 Matar Diop	05:17	0-0	0-0	0-0	0 1 1	4 0	0	0	3	0	1 0	-6	
31 Cale Jacobsen	05:05	1-1	0-0	1-2	0 0 0	0 1	3	1	1	0	0 0	0	
24 Jeff Grace	02:20	1-1	0-0	0-0	0 1 0	0 0	2	0	0	0	0 0	1	
35 Henry Burt	01:40	1-1	0-0	0-2	0 1 1	0 0	1	2	0	0	0 0	2	
Team					4 5 9	0	0	0					
Totals		23-56	10-28	25-36	16 39 55	17 26	81	15	18	7	5 3	27	

Shooting By Period

1st FG%	14-33	42.4%
3PT%	6-14	42.9%
FT%	7-10	70%
2nd FG%	9-23	39%
3PT%	4-14	28.6%
FT%	16-26	69.2%
GM FG%	23-56	41.1%
3PT%	10-28	35.7%
FT%	25-36	69.4%

Dead Ball Rebounds: 4, 0

Technical Fouls: NONE

Biggest lead	FAMU	NEB
1 (1st 15:38)	29 (2nd 12:39)	
Best Scoring Run	5 (2nd 10:54)	10 (1st 12:12)
Lead Changes	2	
Times Tied	0	
Time with Lead	00:18	39:12

Points from Turnovers	FAMU	NEB
9	11	
Paint	26	24
Second Chance	9	18
Fast Breaks	3	9
Bench	24	30

Period by Period Scoring	1st	2nd	TOT
FAMU	25	29	54
NEB	41	40	81

NEBRASKA 64, RIDER 50



Official Basketball Box Score - Final
Rider at Nebraska
11/13/23 Pinnacle Bank Arena, Lincoln
Nebraska vs. Rider

Game Time: 7:05 PM
Game Duration: 1:57
Attendance: 13,478

Officials: Keith Kirtle, Amy Bonner, Marques Pettigrew

Rider - 50

Record: 1-2

NO. Name	Min	FG	3P	FT	Rebounds	Fouls	TP	AS	TO	ST	Blocks	+	-
		M/A	M/A	M/A	OR DR TOT	PF					BS BA		
14 JT Langston Jr.	F 23:50	1-4	0-1	1-2	1 3 4	1 1	3	0	0	2	3 0	-8	
33 Tariq Ingraham	F 33:30	1-6	0-0	2-2	1 7 8	3 1							

2023-24 BOXSCORES

NEBRASKA 84, OREGON STATE 63



Official Basketball Box Score - Final
Oregon St. at Nebraska
11/18/23 Sanford Pavilion, Sioux Falls
2023-24 Men's Basketball

Game Time: 3:00 PM
Game Duration: 1:56
Attendance: 2,938

Officials: Kelly Pfeiffer, Rob Kueneman, Nate Harris

Box score table for Nebraska vs Oregon State. Columns include NO., Name, Min, FG, 3P, FT, Rebounds, Fouls, TP, AS, TO, ST, Blocks, +/-.

Shooting By Period table showing FG%, 3PT%, FT%, GMFG% for each quarter.

Dead Ball Rebounds: 0, 1

Technical Fouls: NONE

Box score table for Nebraska vs Oregon State (continued). Includes totals and team statistics.

Shooting By Period table for Nebraska vs Oregon State.

Dead Ball Rebounds: 5, 1

Technical Fouls: NONE

Summary statistics table for Nebraska vs Oregon State, including Biggest lead, Best Scoring Run, Lead Changes, Times Tied, Time with Lead.

NEBRASKA 89, DUQUESNE 79



Official Basketball Box Score - Final
Duquesne at Nebraska
11/22/23 Pinnacle Bank Arena, Lincoln
Nebraska vs. Duquesne

Game Time: 7:01 PM
Game Duration: 2:14
Attendance: 14,426

Officials: Rob Kueneman, Will Howard, Lewis Garrison

Box score table for Nebraska vs Duquesne. Columns include NO., Name, Min, FG, 3P, FT, Rebounds, Fouls, TP, AS, TO, ST, Blocks, +/-.

Shooting By Period table for Nebraska vs Duquesne.

Dead Ball Rebounds: 1, 0

Technical Fouls: Clark III 2, 10 Team 2, 10, 17

Box score table for Nebraska vs Duquesne (continued). Includes totals and team statistics.

Shooting By Period table for Nebraska vs Duquesne.

Dead Ball Rebounds: 0, 0

Technical Fouls: NONE

Summary statistics table for Nebraska vs Duquesne, including Biggest lead, Best Scoring Run, Lead Changes, Times Tied, Time with Lead.

NEBRASKA 85, CAL STATE FULLERTON 72



Official Basketball Box Score - Final
Cal St. Fullerton at Nebraska
11/22/23 Pinnacle Bank Arena, Lincoln
Nebraska vs. Cal State Fullerton

Game Time: 1:01 PM
Game Duration: 1:51
Attendance: 14,711

Officials: Bret Smith, Alfred Smith, Jordan Love

Box score table for Nebraska vs Cal State Fullerton. Columns include NO., Name, Min, FG, 3P, FT, Rebounds, Fouls, TP, AS, TO, ST, Blocks, +/-.

Shooting By Period table for Nebraska vs Cal State Fullerton.

Dead Ball Rebounds: 1, 0

Technical Fouls: NONE

Box score table for Nebraska vs Cal State Fullerton (continued). Includes totals and team statistics.

Shooting By Period table for Nebraska vs Cal State Fullerton.

Dead Ball Rebounds: 1, 0

Technical Fouls: NONE

Summary statistics table for Nebraska vs Cal State Fullerton, including Biggest lead, Best Scoring Run, Lead Changes, Times Tied, Time with Lead.

NO. 15 CREIGHTON 89, NEBRASKA 60



Official Basketball Box Score - Final
Creighton at Nebraska
12/02/23 Pinnacle Bank Arena, Lincoln
Nebraska vs. Creighton

Game Time: 3:01 PM
Game Duration: 1:53
Attendance: 15,838

Officials: Paul Szek, Kelly Pfeiffer, Earl Watson

Box score table for Creighton vs Nebraska. Columns include NO., Name, Min, FG, 3P, FT, Rebounds, Fouls, TP, AS, TO, ST, Blocks, +/-.

Shooting By Period table for Creighton vs Nebraska.

Dead Ball Rebounds: 2, 0

Technical Fouls: NONE

Box score table for Creighton vs Nebraska (continued). Includes totals and team statistics.

Shooting By Period table for Creighton vs Nebraska.

Dead Ball Rebounds: 3, 0

Technical Fouls: Tominaga 1, 8, 10, 29

Summary statistics table for Creighton vs Nebraska, including Biggest lead, Best Scoring Run, Lead Changes, Times Tied, Time with Lead.

2023-24 BOXSCORES

MINNESOTA 76, NEBRASKA 65



Official Basketball Box Score - Final
Nebraska at Minnesota
 12/02/23 Williams Arena, Minneapolis
 2023-24 Men's Basketball

Game Time: 8:00 PM
 Game Duration: 2:06
 Attendance: 6,899

Officials: D.J. Carstensen, Tony Oglesby, John Floyd

Nebraska - 65

Record: 7-2 (0-1)

NO. Name	Min	FG	3P	FT	Rebounds	Fouls	TP	AS	TO	ST	Blocks	+	-			
		M-A	M-A	M-A	OR DR TOT	PF					BS BA					
51 Rienk Mast	F 33:05	2-7	0-2	0-0	2	3	5	3	0	4	3	1	1	0	1	-11
53 Josiah Allick	F 21:30	1-2	0-0	1-2	0	3	0	1	3	1	2	0	0	0	1	-7
3 Brice Williams	G 30:28	8-16	1-3	1-2	3	3	6	5	18	4	4	3	1	1	0	-8
10 Jamarques Lawrence	G 32:56	5-9	3-5	3-4	1	6	7	3	2	16	1	7	1	0	1	-10
30 Keisei Tomioga	G 24:04	0-5	0-4	4-4	0	0	0	2	1	4	0	1	0	0	1	-11
0 C.J. Wilcher	18:07	3-6	1-2	2-2	1	2	3	2	2	9	2	1	0	0	1	2
4 Juwan Gary	30:54	5-7	0-1	1-1	2	2	4	3	1	11	2	2	2	0	0	-4
1 Sam Hoberg	08:28	0-0	0-0	0-0	0	0	0	0	0	0	2	0	0	0	0	-9
9 Jarron Coleman	03:25	0-1	0-1	0-0	0	0	0	0	0	0	0	0	0	0	0	0
31 Cale Jacobsen	00:03	0-0	0-0	0-0	0	0	0	0	0	0	0	0	0	0	0	-1
Team					1	3	4			0	0					
Totals		24-53	5-18	12-15	10	22	32	21	8	65	15	18	7	1	7	-11

Technical Fouls: NONE

Minnesota - 76

Record: 6-3 (1-1)

NO. Name	Min	FG	3P	FT	Rebounds	Fouls	TP	AS	TO	ST	Blocks	+	-			
		M-A	M-A	M-A	OR DR TOT	PF					BS BA					
1 Joshua Ola-Joseph	F 22:40	6-8	1-1	2-2	5	0	5	0	1	15	2	2	0	1	0	7
3 Dawson Garcia	F 06:45	0-0	0-0	0-0	0	2	2	0	0	0	0	0	0	0	0	1
0 Elijah Hawkins	G 34:50	2-4	2-3	6-10	1	5	6	2	6	12	11	4	1	1	0	22
4 Braeden Carrington	G 32:23	4-10	1-4	4-5	1	4	5	3	6	13	2	2	3	1	0	7
24 Cam Christie	G 25:04	3-8	2-7	1-2	0	3	3	1	1	9	1	1	0	1	0	4
21 Pharell Payne	05:19	5-6	0-0	2-6	1	3	4	2	4	12	1	3	1	2	1	11
2 Mike Mitchell Jr.	23:28	5-14	2-8	0-0	0	0	0	1	0	12	0	2	5	0	0	5
5 Isaiah Ihnen	09:29	0-2	0-2	1-2	2	1	3	0	2	1	0	0	0	0	0	-11
23 Parker Fox	10:02	0-1	0-0	2-2	0	0	0	0	1	2	1	2	0	0	1	9
Team					3	1	4			0	0					
Totals		25-53	8-25	18-29	13	19	32	9	21	76	16	16	10	7	1	41

Technical Fouls: Mitchell Jr. 2nd 7:42

	NEB	UMN
Biggest lead	17 (1 st 1:13)	11 (2 nd 0:32)
Best Scoring Run	9 (1 st 3:37)	13 (2 nd 13:14)
Lead Changes	9	9
Times Tied	5	5
Time with Lead	19:42	16:55

Points from Turnovers	NEB	UMN
	21	24
Paint	32	24
Second Chance	8	14
Fast Breaks	8	11
Bench	20	27

Period by Period Scoring	1st	2nd	TOT
NEB	39	26	65
UMN	24	52	76

NEBRASKA 77, MICHIGAN STATE 70



Official Basketball Box Score - Final
Nebraska St. at Nebraska
 12/02/23 Hruska Bank Arena, Lincoln
 Nebraska vs. Michigan State

Game Time: 5:37 PM
 Game Duration: 2:10
 Attendance: 14,585

Officials: Brian Dorsey, Tim Comer, Brent Smith

Michigan St. - 70

Record: 4-5 (0-2)

NO. Name	Min	FG	3P	FT	Rebounds	Fouls	TP	AS	TO	ST	Blocks	+	-			
		M-A	M-A	M-A	OR DR TOT	PF					BS BA					
25 Malik Hall	F 33:51	7-14	1-2	7-7	2	5	7	2	4	22	3	0	1	2	0	-8
22 Mady Sissoko	C 12:59	0-0	0-0	0-0	1	2	3	2	1	0	1	0	0	0	0	-4
2 Tyson Walker	F 35:01	7-18	3-8	0-0	4	4	2	2	17	2	2	1	0	0	0	-7
3 Jaden Atkins	G 28:14	4-7	2-4	0-0	1	3	4	2	0	0	1	0	0	0	0	-7
11 A.J. Hoggard	G 27:56	5-10	1-1	1-2	1	4	5	1	2	12	3	1	2	0	3	-11
15 Carson Cooper	12:01	1-2	0-0	0-0	0	0	0	0	0	1	2	0	1	0	0	0
1 Jeremy Fears Jr.	09:58	0-2	0-0	0-0	0	0	0	0	2	0	2	3	0	0	0	0
7 Tre Holloman	19:21	1-5	1-2	0-0	0	1	1	0	1	3	2	0	0	0	0	1
55 Coen Carr	20:39	2-3	0-0	0-0	1	2	3	1	0	4	1	1	1	0	1	-2
Team					2	2	4			0	0					
Totals		27-61	8-17	8-9	8	23	31	13	11	70	14	9	5	2	4	-7

Technical Fouls: NONE

Nebraska - 77

Record: 9-2 (1-1)

NO. Name	Min	FG	3P	FT	Rebounds	Fouls	TP	AS	TO	ST	Blocks	+	-			
		M-A	M-A	M-A	OR DR TOT	PF					BS BA					
4 Juwan Gary	F 35:59	8-11	2-4	2-3	0	3	3	2	3	20	1	1	3	2	0	10
51 Rienk Mast	F 34:25	4-9	0-2	0-0	3	11	14	3	0	8	6	3	0	1	0	8
3 Brice Williams	G 30:02	4-7	1-2	5-6	0	3	3	2	4	14	0	2	0	1	0	9
10 Jamarques Lawrence	G 25:54	1-5	0-1	0-0	0	0	3	2	0	2	4	2	0	0	0	0
30 Keisei Tomioga	G 29:48	5-12	3-7	2-2	0	0	0	1	2	15	1	0	1	0	0	4
0 C.J. Wilcher	15:00	3-5	2-4	2-2	1	1	2	0	2	10	1	0	0	0	0	-3
1 Sam Hoberg	16:38	1-4	1-2	2-2	0	3	3	1	1	5	2	0	1	0	2	0
21 Matar Diop	05:35	0-0	0-0	0-0	0	0	0	0	0	1	0	0	0	0	0	-1
11 Eli Rice	06:39	1-1	1-1	0-0	0	0	0	0	0	0	3	0	0	0	0	0
Team					1	2	3			0	1					
Totals		27-54	10-23	13-15	5	26	31	11	13	77	16	9	5	4	2	7

Technical Fouls: NONE

	MSU	NEB
Biggest lead	7 (1 st 12:19)	7 (2 nd 0:25)
Best Scoring Run	7 (1 st 12:19)	8 (1 st 10:23)
Lead Changes	15	15
Times Tied	6	6
Time with Lead	17:33	17:55

Points from Turnovers	MSU	NEB
	4	8
Paint	28	30
Second Chance	8	4
Fast Breaks	5	8
Bench	9	18

Period by Period Scoring	1st	2nd	TOT
MSU	34	36	70
NEB	31	46	77

NEBRASKA 62, KANSAS STATE 46



Official Basketball Box Score - Final
Nebraska at Kansas St.
 12/17/23 Bramlage Coliseum, Manhattan
 2023-24 Men's Basketball

Game Time: 2:01 PM
 Game Duration: 1:57
 Attendance: 10,206

Officials: Kipp Kissinger, Paul Selez, Marques Pettigrew

Nebraska - 62

Record: 9-2

NO. Name	Min	FG	3P	FT	Rebounds	Fouls	TP	AS	TO	ST	Blocks	+	-			
		M-A	M-A	M-A	OR DR TOT	PF					BS BA					
4 Juwan Gary	F 30:39	6-16	1-2	0-0	11	7	18	3	0	13	3	0	1	2	17	
51 Rienk Mast	F 36:23	8-15	3-4	0-1	4	8	12	1	2	19	3	3	0	0	3	18
3 Brice Williams	G 31:59	4-12	2-7	0-1	1	8	9	3	1	10	2	2	0	2	2	12
10 Jamarques Lawrence	G 24:23	1-6	0-3	0-0	1	3	4	2	1	2	2	4	0	0	1	13
30 Keisei Tomioga	G 26:30	3-11	3-9	0-0	1	2	3	2	2	9	4	0	5	0	1	20
53 Josiah Allick	10:50	1-2	0-0	1-2	0	0	0	3	3	0	0	0	0	0	0	-3
1 Sam Hoberg	25:33	1-3	1-2	0-0	0	3	3	1	0	3	2	0	2	0	0	0
0 C.J. Wilcher	08:15	0-4	0-2	0-0	1	2	3	1	1	0	0	1	0	1	0	-6
11 Eli Rice	05:28	1-3	1-2	0-0	0	0	0	1	1	0	0	0	0	0	0	0
Team					3	2	5			0	1					
Totals		25-72	11-31	1-4	22	35	57	17	11	62	14	14	7	4	9	16

Technical Fouls: NONE

Kansas St. - 46

Record: 8-3

NO. Name	Min	FG	3P	FT	Rebounds	Fouls	TP	AS	TO	ST	Blocks	+	-
		M-A	M-A	M-A	OR DR TOT	PF							

2023-24 BOXSCORES

NEBRASKA 91, SOUTH CAROLINA STATE 62



Official Basketball Box Score - Final
South Carolina St. at Nebraska
 12/29/24 Pinnacle Bank Arena, Lincoln
 2023-24 Men's Basketball

Game Time: 6:31 PM
 Game Duration: 2:01
 Attendance: 14,987

Officials: Bret Smith, Rob Kueneman, Steve Mclunkins

South Carolina St. - 62

Record: 4-11

NO. Name	Min	FG	3P	FT	Rebounds	Fouls	TP	AS	TO	ST	Blocks	+	-	
		M-A	M-A	M-A	OR DR TOT	PF					BS	BA		
1 Caleb McCarty	F 16:18	0-2	0-0	0-2	2	4	1	0	0	1	0	1	-30	
13 Drayton Jones	F 18:46	0-3	0-0	2-4	1	2	2	0	0	1	0	1	-16	
00 Omar Croskey	G 18:20	2-9	0-1	2-2	1	3	2	6	0	2	0	2	-21	
12 Mitchell Taylor	G 21:21	3-7	0-0	0-0	0	3	3	6	2	4	0	0	-2	
24 Shamon Alston	G 15:48	0-4	0-1	2-2	0	2	0	3	2	1	3	1	-6	
2 Jordan Simpson	15:42	7-11	1-1	2-2	1	2	3	17	1	1	2	0	10	
3 Michael Teal	20:58	4-9	2-6	1-1	1	1	2	0	11	0	4	1	-32	
55 Davion Everett	09:48	3-6	0-1	0-0	2	6	8	0	6	0	2	0	-17	
42 Dallas James	09:15	1-1	0-0	0-0	0	0	0	1	2	0	0	0	-1	
1 Aiba Taylor	11:40	0-6	0-1	0-0	0	0	0	1	1	1	1	2	-15	
11 Wilson Dubinsky	21:54	0-9	0-7	0-0	0	0	1	0	2	2	1	0	-19	
5 Raquan Brown	20:10	3-7	2-5	2-2	2	5	7	3	2	0	0	0	-1	
Team					2	2	4	0	1	1	0	0		
Totals	29:74	5-23	11-15	13	27	40	21	18	62	9	19	9	3	-29

Technical Fouls: Team 2nd 9:10

Nebraska - 91

Record: 11-2

NO. Name	Min	FG	3P	FT	Rebounds	Fouls	TP	AS	TO	ST	Blocks	+	-	
		M-A	M-A	M-A	OR DR TOT	PF					BS	BA		
4 Juwan Gary	F 15:42	1-3	0-2	3-4	2	1	3	0	2	5	4	0	24	
53 Josiah Alick	F 18:35	4-4	0-0	2-2	1	6	7	1	2	10	4	1	21	
3 Brice Williams	G 20:08	5-10	1-4	5-5	0	7	7	2	4	16	1	3	0	
10 Jamarques Lawrence	G 12:51	2-5	1-2	3-4	0	3	3	2	8	1	4	0	0	
30 Keisel Tomingaga	G 16:26	2-5	1-3	0-0	1	4	5	0	5	1	0	3	0	
1 Sam Hoberg	16:34	2-6	0-2	1-2	3	4	7	1	5	3	2	2	0	
0 C.J. Wilcher	18:31	7-9	2-4	2-2	0	2	2	0	1	18	0	2	0	
11 Eli Rice	24:18	2-8	2-6	4-6	0	2	2	4	4	1	0	2	0	
21 Matar Diop	20:20	0-1	0-0	0-3	1	3	4	3	2	0	0	1	0	
9 Jarron Coleman	19:30	3-7	2-5	0-0	0	0	0	1	8	6	1	0	0	
31 Cale Jacobsen	13:13	1-3	0-2	2-2	0	2	2	0	1	4	1	1	0	
24 Jeff Grace	03:52	0-0	0-0	2-2	1	0	1	0	2	0	0	0	-13	
Team					1	6	7	0	0	0	0	0		
Totals	29:61	9-30	24-32	10	40	50	18	21	91	22	20	16	7	3

Technical Fouls: NONE

Biggest lead

0 (1st 20:00)

Best Scoring Run

10 (2nd 2:21)

Lead Changes

0

Times Tied

0

Time with Lead

00:00

Points from	SCS	NEB
Turnovers	13	19
Paint	26	34
Second Chance	9	8
Fast Breaks	12	23
Bench	46	47

Period by Period Scoring	1st	2nd	TOT
SCS	11	51	62
NEB	50	41	91

NEBRASKA 86, INDIANA 70

Official Basketball Box Score - Final
Indiana at Nebraska
 01/03/24 Pinnacle Bank Arena, Lincoln
 Nebraska vs. Indiana

Game Time: 8:07 PM
 Game Duration: 2:03
 Attendance: 13,446

Officials: Terry Ojstby, Keith Kithin, Kaly Pfeifer

Indiana - 70

Record: 10-4 (2-1)

NO. Name	Min	FG	3P	FT	Rebounds	Fouls	TP	AS	TO	ST	Blocks	+	-
		M-A	M-A	M-A	OR DR TOT	PF					BS	BA	
5 Malik Reneau	F 29:25	4-9	2-3	4-4	1	5	6	5	4	0	0	0	0
21 Mackenzie Mgbako	F 20:28	2-8	2-4	0-0	0	1	1	3	1	6	3	1	0
1 Ke'el Ware	C 33:36	9-12	0-1	2-4	4	6	10	3	2	20	2	4	2
0 Xavier Johnson	G 14:31	0-3	0-0	0-0	1	1	2	3	2	0	3	4	1
32 Trey Galloway	G 30:40	4-10	2-6	0-0	0	1	1	1	1	10	2	3	1
2 Gabe Cupps	26:06	2-3	1-2	0-0	0	5	5	2	1	5	3	0	0
10 Kaleb Banks	10:28	0-0	0-0	1-2	0	2	2	2	1	1	0	1	0
4 Anthony Walker	16:59	1-2	0-0	6-8	1	0	1	1	5	8	1	2	0
3 Jarron Leal	11:50	1-1	1-1	0-1	0	3	0	2	3	0	0	0	0
11 C.J. Gunn	05:57	1-3	1-1	0-0	0	0	0	2	0	2	0	0	1
Team					2	3	5	0	0	0	0	0	
Totals	24:51	9-18	13-19	9	27	36	19	20	70	19	19	5	2

Technical Fouls: NONE

Nebraska - 86

Record: 12-2 (2-1)

NO. Name	Min	FG	3P	FT	Rebounds	Fouls	TP	AS	TO	ST	Blocks	+	-
		M-A	M-A	M-A	OR DR TOT	PF					BS	BA	
4 Juwan Gary	F 20:32	2-7	0-2	0-0	2	0	2	4	0	4	2	0	1
51 Rienk Mast	F 29:47	3-10	0-3	3-4	0	3	3	3	2	9	3	2	1
3 Brice Williams	G 23:32	5-10	3-4	2-3	3	6	2	3	15	1	3	4	0
10 Jamarques Lawrence	G 30:36	4-8	2-6	2-2	0	3	3	3	12	3	1	4	0
30 Keisel Tomingaga	G 26:46	9-15	4-10	6-7	0	1	1	4	28	1	0	0	0
53 Josiah Alick	28:43	0-0	0-0	2-5	1	7	8	3	5	2	1	2	0
1 Sam Hoberg	22:53	1-3	0-1	3-3	0	0	0	3	5	4	1	1	0
0 C.J. Wilcher	13:45	3-6	3-6	2-2	1	1	1	1	11	0	0	2	0
11 Eli Rice	03:26	0-0	0-0	0-0	0	0	0	0	0	0	0	0	0
Team					2	1	3	0	0	0	0	0	
Totals	27:59	12-32	20-26	9	20	29	19	36	16	8	15	0	2

Technical Fouls: NONE

Biggest lead

5 (1st 17:27)

Best Scoring Run

6 (2nd 4:04)

Lead Changes

3

Times Tied

5

Time with Lead

03:50

Points from	IND	NEB
Turnovers	6	27
Paint	26	24
Second Chance	10	11
Fast Breaks	1	10
Bench	20	18

Period by Period Scoring	1st	2nd	TOT
IND	33	37	70
NEB	41	45	86

NO. 21 WISCONSIN 88, NEBRASKA 72



Official Basketball Box Score - Final
Nebraska at Wisconsin
 01/06/24 Kohl Center, Madison
 2023-24 Men's Basketball

Game Time: 1:15 PM
 Game Duration: 1:52
 Attendance: 15,055

Officials: D.J. Carstensen, Earl Walton, Courtney Green

Nebraska - 72

Record: 12-3 (2-2)

NO. Name	Min	FG	3P	FT	Rebounds	Fouls	TP	AS	TO	ST	Blocks	+	-
		M-A	M-A	M-A	OR DR TOT	PF					BS	BA	
4 Juwan Gary	F 17:50	4-5	0-0	0-0	0	0	0	4	0	0	1	0	-11
51 Rienk Mast	F 32:06	6-14	2-7	2-4	1	5	6	2	0	1	1	0	-17
3 Brice Williams	G 31:48	3-9	1-3	3-3	0	4	4	1	3	10	6	1	0
10 Jamarques Lawrence	G 16:35	1-3	1-2	0-0	0	2	3	0	3	0	3	1	0
30 Keisel Tomingaga	G 31:51	7-10	3-6	0-0	0	0	1	1	17	2	2	0	-8
1 Sam Hoberg	19:52	1-4	1-2	2-2	0	6	6	2	5	2	0	1	0
53 Josiah Alick	22:30	1-3	1-1	1-2	3	5	1	2	4	2	2	0	-14
0 C.J. Wilcher	16:33	2-4	2-3	0-0	0	1	1	2	6	0	3	1	-11
11 Eli Rice	08:25	1-1	1-1	0-0	0	1	1	0	3	0	1	1	0
21 Matar Diop	01:15	0-0	0-0	0-0	0	0	0	0	0	0	0	0	5
31 Cale Jacobsen	01:15	0-0	0-0	0-0	0	0	0	0	0	0	0	0	5
Team					0	1	1	0	0	0	0	0	
Totals	26:53	12-26	8-11	3	23	26	16	13	72	16	12	4	0

Technical Fouls: NONE

Wisconsin - 88

Record: 11-3 (3-0)

NO. Name	Min	FG	3P	FT	Rebounds	Fouls	TP	AS	TO	ST	Blocks	+	-
		M-A	M-A	M-A	OR DR TOT	PF</							

2023-24 BOXSCORES

IOWA 94, NEBRASKA 76



Official Basketball Box Score - Final
Nebraska at Iowa
 01/12/24 Civic Center Arena, Iowa City, Iowa
 2023-24 Men's Basketball

Game Time: 8:37 PM
 Game Duration: 1:46
 Attendance: 9,670

Officials: Ronald Groover, Kipp Kissinger, Doug Simons

Nebraska - 76

Record: 13-4 (3-3)

NO. Name	Min	FG	3P	FT	Rebounds		Fouls		TP	AS	TO	ST	Blocks			+/-
					OR	DR	OR	DR					BS	BA	BL	
4 Juwan Gary	F 13:41	3-8	0-3	3-4	2	3	5	4	2	9	0	0	0	1	0	-13
51 Rienk Mast	F 27:39	6-9	1-2	1-1	1	4	5	1	2	14	2	1	1	0	0	-23
3 Brice Williams	G 30:20	3-11	0-6	0-0	0	4	4	2	0	6	2	2	1	0	0	-31
10 Jamarques Lawrence	G 09:31	0-2	0-2	0-0	0	1	1	2	1	0	1	0	0	0	0	0
30 Keisei Tominaga	G 30:55	6-10	1-5	0-0	0	1	2	1	13	1	3	0	0	0	0	-10
1 Sam Holberg	25:07	1-5	0-2	0-0	0	6	6	1	0	4	2	2	2	0	0	-17
53 Josiah Alick	20:44	5-6	0-0	4-6	3	2	5	1	5	14	1	0	1	0	0	-3
0 C.J. Wilcher	19:01	1-4	1-3	2-2	1	3	4	1	1	5	2	0	0	0	0	-1
11 Eli Rice	18:46	4-7	1-3	2-2	1	3	4	0	1	11	1	0	0	0	0	2
21 Matar Diop	02:08	1-1	0-0	0-0	0	0	0	0	0	2	0	0	0	0	0	3
31 Cale Jacobsen	02:08	0-0	0-0	0-0	0	0	0	0	0	0	0	0	0	0	0	3
Team					0	0	0	0	0	0	0	0	0	0	0	0
Totals		30-63	4-26	12-15	8	26	34	14	13	76	14	8	5	1	0	-18

Technical Fouls: NONE

Iowa - 94

Record: 10-6 (2-3)

NO. Name	Min	FG	3P	FT	Rebounds		Fouls		TP	AS	TO	ST	Blocks			+/-
					OR	DR	OR	DR					BS	BA	BL	
22 Patrick McCaffery	F 24:49	4-7	1-4	3-4	1	4	5	1	3	12	2	2	1	0	0	19
23 Ben Krikke	F 22:10	5-7	2-2	0-2	2	1	3	4	2	12	2	0	0	0	0	16
3 Owen Freeman	F 32:18	11-13	0-0	0-2	2	8	10	1	2	22	2	0	1	0	1	18
11 Tony Perkins	G 37:17	3-12	2-8	3-3	1	2	1	3	3	11	15	2	1	0	0	24
20 Payton Sandfort	G 35:22	6-15	5-12	2-2	1	9	10	1	2	19	5	1	0	0	0	21
4 Josh Dix	27:01	5-8	5-7	1-2	2	0	2	0	1	16	2	0	2	0	0	7
13 Ladji Dembele	04:26	0-0	0-0	0-0	0	0	0	0	0	0	1	0	0	0	0	-7
5 Dasonte Bowen	02:43	0-1	0-1	0-0	0	0	0	0	0	0	0	0	0	0	0	-6
2 Brock Harding	10:38	1-4	0-1	0-0	0	0	0	0	0	1	2	0	0	0	0	-3
0 Even Brauns	03:16	0-0	0-0	0-0	0	2	2	1	0	0	0	0	0	0	0	-1
Team					0	2	2	0	0	0	0	0	0	0	0	0
Totals		35-67	15-35	9-14	9	27	36	13	14	94	30	6	5	0	1	18

Technical Fouls: NONE

	NEB		IOWA		Points from Turnovers	NEB IOWA	Period by Period Scoring		
	1st	2nd	1st	2nd			1st	2nd	TOT
Biggest lead	1 (2 nd 17:13)	1 (2 nd 2:21)	2	8	7	8			
Best Scoring Run	6 (1 st 13:08)	15 (1 st 14:26)	4	32	46	32			
Lead Changes	4	1	2	10	12				
Times Tied	3	0	6	6	16				
Time with Lead	00:22	36:24	34	18					
			NEB	IOWA					
			36	40	76				
			IOWA	41	53	94			

RUTGERS 87, NEBRASKA 82 (OT)



Official Basketball Box Score - Final
Nebraska at Rutgers
 01/17/24 Jersey Mike's Arena, Piscataway
 2023-24 Men's Basketball

Game Time: 7:00 PM
 Game Duration: 2:38
 Attendance: 8,000

Officials: Eric Curry, Rob Riley, Kelly Pfeifer

Nebraska - 82

Record: 13-5 (3-4)

NO. Name	Min	FG	3P	FT	Rebounds		Fouls		TP	AS	TO	ST	Blocks			+/-
					OR	DR	OR	DR					BS	BA	BL	
4 Juwan Gary	F 22:32	4-8	1-3	0-0	3	3	6	0	0	9	0	0	1	1	1	13
51 Rienk Mast	F 36:15	2-12	0-3	0-1	3	5	8	5	2	4	2	2	2	1	2	-15
3 Brice Williams	G 39:12	6-13	4-8	6-8	0	6	6	4	4	22	2	3	0	0	1	-7
10 Jamarques Lawrence	G 34:03	2-8	0-5	3-3	0	6	6	3	2	7	5	2	0	0	0	-7
30 Keisei Tominaga	G 32:45	5-14	4-8	2-2	0	1	2	2	16	2	0	2	0	1	0	-12
0 C.J. Wilcher	18:28	3-6	2-5	4-4	0	2	2	3	2	12	3	0	1	0	0	2
1 Sam Holberg	18:58	2-2	2-2	0-0	0	1	1	2	1	6	1	2	0	0	0	0
53 Josiah Alick	20:05	1-3	0-1	3-4	1	4	5	5	3	5	0	1	0	0	0	13
11 Eli Rice	02:13	0-0	0-0	1-2	0	1	1	0	1	1	0	1	0	0	0	-8
21 Matar Diop	00:27	0-0	0-0	0-0	0	0	0	0	0	0	1	0	0	0	0	-2
31 Cale Jacobsen	00:02	0-0	0-0	0-0	0	0	0	0	0	0	0	0	0	0	0	-2
Team					4	2	6	0	0	0	0	0	0	0	0	0
Totals		25-66	13-35	19-24	11	31	42	24	17	82	13	8	6	5	0	-5

Technical Fouls: NONE

Rutgers - 87

Record: 10-7 (2-4)

NO. Name	Min	FG	3P	FT	Rebounds		Fouls		TP	AS	TO	ST	Blocks			+/-
					OR	DR	OR	DR					BS	BA	BL	
3 Mawot Mag	F 38:48	7-14	1-5	1-2	2	3	5	2	1	16	1	2	2	1	1	12
5 Aundre Hyatt	F 30:12	5-15	4-11	3-4	2	2	4	3	3	17	2	1	1	0	0	5
11 Clifford Omoruyi	C 31:18	6-11	0-0	2-7	6	9	15	3	7	14	0	3	0	4	1	-5
0 Derek Simpson	G 35:22	3-13	2-6	6-7	3	5	8	1	6	14	8	1	1	0	1	17
24 Austin Williams	G 35:09	5-11	1-2	0-6	3	3	6	3	4	11	2	2	1	0	2	15
9 Oskar Palmquist	04:19	0-1	0-1	0-0	0	0	0	0	0	0	0	0	0	0	0	-9
1 Jamichael Davis	09:20	0-1	0-0	0-0	0	2	2	1	0	0	0	0	0	0	0	-10
2 Noah Fernandes	19:28	2-6	1-2	2-2	1	1	2	1	1	7	2	0	1	0	1	-8
13 Antwone Woolfolk	13:42	0-1	0-0	2-2	3	1	4	2	1	2	1	2	0	0	0	10
10 Gavin Griffiths	07:22	2-5	2-2	0-0	0	0	0	0	1	6	0	1	0	0	0	-2
Team					5	5	10	0	0	1	1	1	0	0	0	0
Totals		30-78	11-29	16-30	25	31	56	18	24	87	16	13	6	5	6	5

Technical Fouls: Coach 2nd 15:39

	NEB		RUT		Points from Turnovers	NEB RUT	Period by Period Scoring		
	1st	2nd	1st	2nd			1st	2nd	OT
Biggest lead	12 (1 st 8:51)	5 (1 st OT 2:19)	16	17	24	34			
Best Scoring Run	10 (1 st 12:42)	9 (1 st 2:49)	8	20	28	34			
Lead Changes	14	0	36	33	13	82			
Times Tied	7	0	8	7					
Time with Lead	30:40	10:39	36	33	18	87			
			NEB	RUT					
			36	33	13	82			
			RUT	36	33	18	87		

NEBRASKA 75, NORTHWESTERN 69



Official Basketball Box Score - Final
Northwestern at Nebraska
 01/20/24 Pinnacle Bank Arena, Lincoln
 2023-24 Men's Basketball

Game Time: 1:16 PM
 Game Duration: 2:00
 Attendance: 14,977

Officials: Earl Watson, John Floyd, Andy O'Brien

Northwestern - 69

Record: 13-5 (4-3)

NO. Name	Min	FG	3P	FT	Rebounds		Fouls		TP	AS	TO	ST	Blocks			+/-
					OR	DR	OR	DR					BS	BA	BL	
33 Luke Hunger	F 12:46	0-1	0-0	0-0	2	0	2	1	3	0	0	1	1	0	0	-8
0 Boo Buie	G 37:26	2-15	1-6	4-5	0	0	0	2	4	9	7	2	2	0	0	1
3 Ty Berry	G 28:23	2-10	2-8	0-0	1	2	3	1	0	6	1	1	0	0	0	-13
5 Ryan Langborg	G 37:53	5-14	4-10	1-2	3	2	5	3	1	15	2	1	4	1	1	-5
13 Brooks Barnhizer	G 37:01	9-15	2-5	4-4	1	6	7	4	4	24	4	1	4	2	1	-4
34 Matthew Nicholson	27:14	4-4	0-0	1-4	2	3	5	3	3	9	2	0	1			

2023-24 BOXSCORES

NEBRASKA 79, MICHIGAN 59

NEBRASKA 68, PENN STATE 49



Official Basketball Box Score - Final
Michigan at Nebraska
02/10/24 Prineas Bank Arena, Lincoln
Nebraska vs. Michigan

Game Time: 5:31 PM
Game Duration: 1:52
Attendance: 15,828

Officials: Kaly Pfeifer, Bill Ek, John Floyd

Michigan - 59

Record: 8-16 (3-10)

NO. Name	Min	FG		3P		FT		Rebounds		Fouls		TP	AS	TO	ST	Blocks		+/-
		M	A	M	A	M	A	OR	DR	PF	FD					BS	BA	
5 Terrance Williams II	F 29:58	3-8	1-3	2-4	5	0	5	1	3	9	3	1	0	0	0	0	0	-17
13 Olivier Nkamhoua	F 32:03	1-10	0-3	1-2	4	6	10	3	2	3	2	3	3	2	1	1	-3	
32 Tarris Reed Jr.	F 29:36	3-9	0-0	3-3	4	5	9	2	4	9	1	2	1	1	1	-20		
3 Jaelin Llewellyn	G 33:40	3-12	2-7	0-0	1	2	3	2	2	8	2	2	0	0	0	-9		
4 Nimani Burnett	G 33:35	7-10	3-6	1-2	0	5	5	1	3	18	3	2	0	0	0	-11		
42 Will Tschetter	13:22	3-5	2-2	0-0	1	0	1	2	1	8	0	1	0	0	0	-14		
40 George Washington III	04:29	0-2	0-2	0-0	2	4	0	2	0	0	1	0	0	0	0	-8		
2 Tray Jackson	16:41	0-5	0-1	2-2	1	1	2	1	2	2	1	0	2	1	0	-14		
24 Youssef Khayat	01:39	0-1	0-0	0-0	0	0	0	0	0	0	0	1	0	0	0	-1		
31 Harrison Hochberg	01:39	0-0	0-0	0-0	0	0	0	0	0	0	0	0	0	0	0	-1		
34 Jackson Selvala	01:39	0-0	0-0	2-2	1	0	1	0	1	2	0	0	0	0	0	-1		
45 Cooper Smith	01:39	0-0	0-0	0-0	0	0	0	0	0	0	0	0	0	0	0	-1		
Team		1	2	3						0	2							
Totals		20-62	8-24	11-15	18	21	39	14	18	59	12	14	7	4	3	-20		

Technical Fouls: NONE

Nebraska - 79

Record: 17-8 (7-7)

NO. Name	Min	FG		3P		FT		Rebounds		Fouls		TP	AS	TO	ST	Blocks		+/-
		M	A	M	A	M	A	OR	DR	PF	FD					BS	BA	
4 Juwan Gary	F 26:20	2-5	1-2	0-2	3	4	7	3	1	5	2	1	2	1	0	1	14	
51 Rienk Mast	F 34:24	4-10	1-3	2-2	2	4	7	2	1	11	8	3	0	1	1	14		
53 Josiah Alick	F 22:09	7-10	0-0	2-4	4	8	2	4	16	1	1	1	1	1	8			
3 Brice Williams	G 25:51	5-9	1-1	2-4	1	3	4	3	4	13	0	1	0	0	1	29		
30 Keisel Tomnaga	G 28:10	8-14	3-6	0-0	0	1	2	0	19	0	2	0	2	0	1	16		
10 Jamarques Lawrence	23:05	2-9	1-5	0-0	1	5	6	1	5	1	1	1	0	0	-1			
0 C.J. Wilcher	16:48	1-4	1-4	0-0	0	2	2	3	0	3	0	0	0	0	0	9		
1 Sam Hobberg	17:15	0-2	0-1	4-4	1	3	4	2	3	4	3	1	1	0	0	7		
21 Metar Diop	01:39	1-1	1-1	0-0	0	0	0	0	0	0	0	0	0	0	0	1		
31 Cale Jacobsen	01:39	0-0	0-0	0-0	0	0	0	0	0	0	0	0	0	0	0	1		
24 Jeff Grace	01:20	0-0	0-0	0-0	0	0	0	0	0	0	0	0	0	0	0	1		
35 Henry Burt	01:20	0-0	0-0	0-0	0	1	1	0	0	0	0	0	0	0	0	1		
Team		4	0	4						0	0							
Totals		30-64	9-23	10-16	16	27	43	18	14	79	19	9	7	3	4	20		

Technical Fouls: NONE

	MIC	NEB
Biggest lead	2 (1 st 19:25)	30 (1 st 5:21)
Best Scoring Run	9 (2 nd 5:23)	13 (1 st 11:20)
Lead Changes	1	
Times Tied	2	
Time with Lead	00:39	37:16

Points from	MIC	NEB	Period by Period Scoring	
			1st	2nd
Turnovers	5	12		
Paint	18	38		
Second Chance	13	14		
Fast Breaks	13	6		
Bench	12	15		
	MIC	NEB	25	34
	NEB	MIC	45	34



Official Basketball Box Score - Final
Penn St. at Nebraska
02/17/24 Prineas Bank Arena, Lincoln
Nebraska vs. Penn State

Game Time: 11:01 AM
Game Duration: 1:49
Attendance: 15,751

Officials: Paul Szek, Kipp Kissinger, Rob Kuekenan

Penn St. - 49

Record: 12-14 (6-9)

NO. Name	Min	FG		3P		FT		Rebounds		Fouls		TP	AS	TO	ST	Blocks		+/-
		M	A	M	A	M	A	OR	DR	PF	FD					BS	BA	
22 Qudus Wahab	F 25:12	1-3	0-0	1-1	4	1	5	1	3	3	1	1	0	0	2	0	-8	
24 Zach Hicks	F 35:04	5-14	1-7	2-3	1	5	6	3	1	13	1	0	0	0	1	-14		
1 Ace Baldwin Jr.	G 37:05	4-11	2-5	0-0	1	2	3	2	3	10	2	3	5	0	0	-17		
2 D'Marco Dunn	G 25:55	3-11	1-5	2-3	0	3	3	2	3	9	1	1	1	0	0	-14		
3 Nick Kern	G 33:21	3-6	0-1	1-4	0	5	5	1	2	7	1	2	1	1	0	-15		
12 Favour Aire	08:46	0-1	0-0	0-2	1	2	3	1	0	0	4	2	3	0	0	-35		
5 Jameel Brown	21:09	2-7	1-5	2-3	0	2	2	1	1	7	0	2	1	0	0	-9		
4 Puff Johnson	08:54	0-1	0-0	0-0	0	2	2	2	1	0	0	0	0	0	0	-10		
11 Leo O'Boyle	04:34	0-0	0-0	0-0	0	0	0	0	0	0	0	0	0	0	0	-3		
Team		1	2	2						0	0							
Totals		18-54	5-23	8-16	8	23	31	13	15	49	6	14	10	7	0	-19		

Technical Fouls: Baldwin Jr. 2nd 2:55

Nebraska - 68

Record: 18-8 (8-7)

NO. Name	Min	FG		3P		FT		Rebounds		Fouls		TP	AS	TO	ST	Blocks		+/-
		M	A	M	A	M	A	OR	DR	PF	FD					BS	BA	
4 Juwan Gary	F 30:49	5-9	0-1	3-3	3	3	6	1	2	13	0	0	2	0	1	24		
51 Rienk Mast	F 26:25	5-7	1-2	1-2	2	7	9	2	1	12	1	2	0	0	0	11		
53 Josiah Alick	F 22:26	3-5	0-0	0-0	0	5	5	3	1	6	1	1	1	0	1	17		
3 Brice Williams	G 28:02	1-6	0-2	0-0	2	5	7	1	1	2	2	2	1	0	2	9		
30 Keisel Tomnaga	G 28:34	6-14	3-8	2-2	0	2	2	2	4	17	2	1	0	0	1	5		
0 C.J. Wilcher	15:50	1-6	0-4	2-2	0	2	2	2	1	4	0	2	0	0	0	16		
10 Jamarques Lawrence	20:52	3-8	0-2	2-2	0	1	1	2	2	8	1	2	1	0	2	8		
1 Sam Hobberg	24:26	2-5	0-2	0-0	2	4	6	2	0	4	1	2	2	0	0	6		
31 Cale Jacobsen	01:38	1-1	0-0	0-0	0	0	0	0	0	2	1	0	0	0	0	0		
24 Jeff Grace	00:29	0-0	0-0	0-0	0	0	0	0	0	0	0	0	0	0	0	-1		
35 Henry Burt	00:29	0-0	0-0	0-0	0	0	0	0	0	0	0	0	0	0	0	0		
Team		2	4	0						0	0							
Totals		27-61	4-21	10-11	11	31	42	15	12	68	10	13	7	0	7	19		

Technical Fouls: NONE

Biggest lead	PSU	NEB	Points from	PSU	NEB	Period by Period Scoring	
						Turnovers	10
Best Scoring Run	6 (2 nd 7:00)	8 (2 nd 16:43)	Paint	18	38		
Lead Changes	1		Second Chance	2	8	PSU	22
Times Tied	3		Fast Breaks	4	10	NEB	28
Time with Lead	03:03	34:13	Bench	7	18		40
							68

NEBRASKA 85, INDIANA 70

NEBRASKA 73, MINNESOTA 55



Official Basketball Box Score - Final
Nebraska at Indiana
02/21/24 Simon Skjott Assembly Hall, Bloomington, Indiana
2023-24 Men's Basketball

Game Time: 8:30 PM
Game Duration: 2:01
Attendance: 12,222

Officials: D.J. Carstensen, Kelly Pfeiler, Eric Curry

Nebraska - 85

Record: 19-8 (8-7)

NO. Name	Min	FG		3P		FT		Rebounds		Fouls		TP	AS	TO	ST	Blocks		+/-
		M	A	M	A	M	A	OR	DR	PF	FD					BS	BA	
4 Juwan Gary	F 34:01	6-12	2-4	1-5	3	3	6	3	5	15	1	0	1	0	1	17		
51 Rienk Mast	F 22:33	1-5	0-2	0-0	1	3	4	2	0	2	3	2	0	0	0	-1		
53 Josiah Alick	F 28:04	3-7	1-3	0-1	2	4	6	4	3	7	4	0	0	0	0	14		
3 Brice Williams	G 32:35	6-10	2-6	4-4	1	5	6	2	3	18	2	1	1	1	0	9		
30 Keisel Tomnaga	G 30:03	8-15	4-9	0-0	0	3	3	1	3	20	3	1	1	0	0	10		
0 C.J. Wilcher	11:09	1-6	0-4	0-0	0	1	1	2	0	2	0	2	0	0	0	-4		

OHIO STATE 78, NEBRASKA 69



Official Basketball Box Score - Final
Nebraska at Ohio State
 02/29/24 Value City Arena, Columbus, Ohio
 Ohio State vs. Nebraska

Game Time: 6:30 PM
 Game Duration: 1:55
 Attendance: 13,090

Officials: Brian Dorsey, D.J. Carstensen, Doug Simons

Nebraska - 69

Record: 20-9 (10-8)

NO. Name	Min	FG			3P			FT			Rebounds	Fouls	TP	AS	TO	ST	Blocks			+/-
		M/A	A/A	M/A	M/A	A/A	M/A	A/A	M/A	A/A							M/A	BS	BA	
4 Juwan Gary	F 27:11	3-12	0-6	2-2	0	6	6	4	2	8	1	1	1	1	0	1	0	1	1	-18
51 Rlenk Mast	F 31:30	5-14	2-5	2-2	3	9	12	3	1	14	1	2	0	0	1	0	0	1	-9	
53 Josiah Allick	F 20:09	2-2	0-0	0-0	2	2	2	3	4	2	1	1	0	0	0	0	0	0	-4	
3 Brice Williams	G 22:58	3-7	1-2	0-0	1	1	2	4	1	7	1	0	2	0	0	0	0	0	-6	
30 Keisei Tominaga	G 23:37	3-12	2-7	1-2	2	3	5	1	1	9	1	2	1	1	0	0	1	0	-11	
0 C.J. Wilcher	21:06	3-8	1-5	1-1	0	0	0	0	1	8	0	0	0	0	0	0	0	0	9	
10 Jamarques Lawrence	29:49	5-7	3-5	1-1	0	0	0	4	3	14	5	2	1	0	0	0	0	0	8	
1 Sam Hoberg	22:06	2-5	1-3	0-0	1	3	4	2	0	5	4	0	0	0	0	0	0	0	-5	
21 Matar Diop	00:27	0-0	0-0	0-0	0	0	0	0	0	0	0	0	0	0	0	0	0	0	0	
31 Cale Jacobsen	00:47	0-0	0-0	0-0	0	0	0	0	0	0	0	0	0	0	0	0	0	0	1	
24 Jeff Grace	00:20	0-0	0-0	0-0	0	0	0	0	0	0	0	0	0	0	0	0	0	0	0	
Team					1	1	2													
Totals		26-67	10-33	7-8	8	25	33	21	9	69	15	8	7	1	3	0	0	0	0	

Technical Fouls: NONE

Shooting By Period	
1 st FG%	14-32 43.8%
3PT%	5-15 33.3%
FT%	4-5 80%
2 nd FG%	12-35 34.3%
3PT%	5-18 27.8%
FT%	3-3 100%
GM FG%	26-67 38.8%
3PT%	10-33 30.3%
FT%	7-8 87.5%

Dead Ball Rebounds: 0, 0

Ohio State - 78

Record: 17-12 (7-11)

NO. Name	Min	FG			3P			FT			Rebounds	Fouls	TP	AS	TO	ST	Blocks			+/-
		M/A	A/A	M/A	M/A	A/A	M/A	A/A	M/A	A/A							M/A	BS	BA	
10 Jamison Battle	F 38:50	9-18	4-12	10-10	1	3	4	1	5	32	3	1	1	0	0	0	0	0	0	13
34 Felix Okpara	C 28:18	1-4	0-0	1-1	0	7	7	2	2	3	2	3	0	2	0	0	0	0	0	28
1 Roddy Gayle Jr.	G 24:51	4-8	0-0	8-12	3	7	10	2	6	16	1	4	0	0	0	0	0	0	0	10
4 Dale Bonner	G 33:07	0-6	0-2	0-0	4	4	4	0	2	0	3	2	0	0	0	0	0	0	0	-10
12 Evan Mahaffey	G 18:52	1-1	0-0	0-0	1	3	4	2	2	2	0	2	0	1	0	0	0	0	0	-6
23 Zed Key	09:55	0-1	0-0	0-0	2	2	4	0	1	0	1	0	0	0	0	0	0	0	0	-15
0 Scotty Middleton	20:39	3-8	3-5	0-0	2	2	2	0	0	9	0	0	0	0	0	0	0	0	0	-15
3 Taison Chatman	03:36	1-1	1-1	0-0	0	1	1	0	0	3	0	0	0	0	0	0	0	0	0	-1
15 Bowen Hardman	02:26	0-1	0-1	0-0	0	0	0	0	0	0	0	0	0	0	0	0	0	0	0	0
21 Devin Royal	21:26	4-6	0-0	5-5	2	3	5	2	4	13	1	1	1	1	0	0	0	0	0	14
Team					0	2	2													
Totals		23-54	8-21	24-28	9	34	43	9	21	78	13	13	2	3	1	9				

Technical Fouls: NONE

Shooting By Period	
1 st FG%	11-27 40.7%
3PT%	6-16 37.5%
FT%	11-12 91.7%
2 nd FG%	12-27 44.4%
3PT%	2-5 40.0%
FT%	13-16 81.3%
GM FG%	23-54 42.6%
3PT%	8-21 38.1%
FT%	24-28 85.7%

Dead Ball Rebounds: 1, 0

Biggest lead

NEB 7 (1st 5:07)

OSU 11 (2nd 0:27)

Points from Turnovers

NEB 12 OSU 12

Period by Period Scoring

1st 2nd TOT

NEB 37 32 69 OSU 39 39 78

Best Scoring Run

8 (1st 13:42)

9 (1st 0:51)

Second Chance

10 17

Fast Breaks

8 11

Bench

27 25

Lead Changes

5

2

Times Tied

11:29

26:54

Time with Lead

11:29

26:54

NEBRASKA 67, RUTGERS 56



Official Basketball Box Score - Final
Rutgers at Nebraska
 03/02/24 Pinnacle Bank Arena, Lincoln
 Nebraska vs. Rutgers

Game Time: 5:31 PM
 Game Duration: 2:02
 Attendance: 15,854

Officials: Jeffrey Anderson, Courtney Green, Steve McClunkin

Rutgers - 56

Record: 15-14 (7-11)

NO. Name	Min	FG			3P			FT			Rebounds	Fouls	TP	AS	TO	ST	Blocks			+/-
		M/A	A/A	M/A	M/A	A/A	M/A	A/A	M/A	A/A							M/A	BS	BA	
5 Audre Hyatt	F 17:10	1-6	0-5	0-2	0	4	4	1	2	0	1	0	0	0	0	0	0	0	0	-2
11 Clifford Omoreji	C 21:56	2-3	0-0	2-2	0	2	2	2	2	6	0	1	0	0	0	0	0	0	0	-11
0 Derek Simpson	G 29:59	2-10	0-0	0-0	2	3	5	2	0	4	1	1	1	0	0	0	0	0	-16	
1 Jamichael Davis	G 16:23	0-6	0-3	0-0	2	2	2	0	1	0	0	0	0	0	0	0	0	0	-11	
25 Jeremiah Williams	G 28:59	6-12	0-3	2-3	2	1	3	5	2	14	3	1	3	0	0	0	0	0	-16	
2 Noah Fernandes	23:27	2-8	2-7	1-2	1	1	2	1	2	7	3	1	2	0	0	0	0	0	-16	
9 Oskar Palmquist	07:16	0-0	0-0	0-0	0	0	0	0	0	0	0	0	0	0	0	0	0	0	-6	
13 Antwone Woolfolk	18:04	4-7	0-1	1-5	4	4	9	3	5	9	2	3	1	0	0	0	0	0	0	
24 Austin Williams	15:53	1-2	0-0	2-3	4	3	7	0	2	4	0	1	1	0	0	0	0	0	7	
10 Gavin Griffiths	20:53	3-10	2-6	2-2	2	1	3	1	1	10	0	0	2	0	0	0	0	0	3	
Team					1	1	2													
Totals		21-64	4-25	10-19	19	21	40	17	16	56	9	9	8	2	4	0	0	0	0	

Technical Fouls: NONE

Shooting By Period	
1 st FG%	11-32 34.4%
3PT%	2-13 15.4%
FT%	1-2 50%
2 nd FG%	10-32 31.3%
3PT%	2-12 16.7%
FT%	9-17 52.9%
GM FG%	21-64 32.8%
3PT%	4-25 16.0%
FT%	10-19 52.6%

Dead Ball Rebounds: 3, 0

Nebraska - 67

Record: 21-9 (11-8)

NO. Name	Min	FG			3P			FT			Rebounds	Fouls	TP	AS	TO	ST	Blocks			+/-
		M/A	A/A	M/A	M/A	A/A	M/A	A/A	M/A	A/A							M/A	BS	BA	
4 Juwan Gary	F 31:49	5-15	2-7	3-4	2	9	11	1	3	15	1	0	1	3	2	13				
21 Mackenzie Mgbako	F 30:01	4-14	1-5	7-7	3	4	7	4	3	16	0	1	1	2	3	0	0	0	2	
53 Josiah Allick	F 24:19	4-7	1-1	1-4	6	6	12	4	3	10	2	0	0	0	0	0	0	0	0	
3 Brice Williams	G 37:04	1-5	1-3	5-6	1	6	7	4	6	8	3	3	1	1	0	0	0	0	14	
30 Keisei Tominaga	G 28:43	6-13	1-6	5-6	2	1	3	1	4	18	1	2	0	0	0	0	0	0	20	
0 C.J. Wilcher	19:44	2-4	2-3	0-0	0	0	0	0	0	6	0	1	1	0	0	0	0	0	-4	
1 Sam Hoberg	23:19	0-2	0-2	0-0	2	2	2	0	0	2	0	0	0	0	0	0	0	0	1	
10 Jamarques Lawrence	10:52	1-2	1-2	0-0	0	3	3	2	0	3	0	0	4	1	0	0	0	0	-8	
Team					1	1	2													
Totals		22-54	9-27	14-20	14	30	44	16	17	67	12	14	5	4	2	11				

Technical Fouls: NONE

Biggest lead

RUT 0 (1st 20:00)

NEB 17 (1st 3:47)

Points from Turnovers

2023-24 BOXSCORES

NO. 13 ILLINOIS 98, NEBRASKA 87



Official Basketball Box Score - Final
Nebraska at Illinois
 03/16/24 Target Center, Minneapolis
 2023-24 Men's Basketball

Game Time: 2:30 PM
 Game Duration: 2:07
 Attendance: 14,138

Officials: Paul Szec, Earl Watson, DJ Carstensen

Nebraska - 87

Record: 23-10

NO.	Name	Min	FG	3P	FT	Rebounds	Fouls	TP	AS	TO	ST	Blocks	+	-
			M-A	M-A	M-A	OR DR TOT	PF FD					BS BA		
4	Juwan Gary	F 27:46	2-6	0-3	3-4	2 4 6	5 2	7	2	0	0	0	0	1
51	Rienik Mast	F 22:16	5-15	3-8	2-2	2 2 4	3 2	15	0	2	1	0	1	-8
53	Josiah Allick	F 26:31	3-4	0-0	1-1	4 3 7	2 3	6	2	1	0	0	1	-18
3	Brice Williams	G 35:14	8-17	2-5	5-7	0 5 5	2 4	23	3	2	0	1	1	-8
30	Keisei Tominaga	G 28:38	7-18	2-9	2-2	0 2 2	0 3	18	2	3	0	0	0	-15
1	Sam Hoberg	26:51	3-5	0-1	1-2	0 4 4	3 2	7	3	0	2	0	0	-4
10	Jamarques Lawrence	25:58	3-3	1-1	2-3	0 2 2	2 2	9	2	0	2	0	0	-6
21	Matar Diop	05:48	1-1	0-0	0-0	0 1 1	1 0	2	0	0	0	0	0	5
24	Jeff Grace	00:56	0-0	0-0	0-0	0 0 0	1 0	0	0	0	0	0	0	-2
Team						3 2 5	0	0	0	0	0	0	0	0
Totals			32-69	8-27	15-21	11 25 36	19 18	87	14	8	5	1	3	-11

Technical Fouls: NONE

Shooting By Period	
1 st FG%	19-33 57.6%
3PT%	6-16 37.5%
FT%	7-9 77.8%
2 nd FG%	13-36 36.1%
3PT%	2-11 18.2%
FT%	8-12 66.7%
GM FG%	32-69 46.4%
3PT%	8-27 29.6%
FT%	15-21 71.4%

Dead Ball Rebounds: 4, 0

Illinois - 98

Record: 25-8

NO.	Name	Min	FG	3P	FT	Rebounds	Fouls	TP	AS	TO	ST	Blocks	+	-
			M-A	M-A	M-A	OR DR TOT	PF FD					BS BA		
3	Marcus Domask	F 38:30	5-11	2-5	4-4	1 6 7	1 2	16	8	3	1	0	0	15
13	Quincy Guerrier	F 24:17	5-8	1-4	2-4	1 1 2	3 3	13	0	0	0	0	0	32
33	Coleman Hawkins	F 35:14	3-9	1-7	2-2	0 7 7	3 3	9	2	2	0	2	0	17
0	Terrence Shannon Jr.	G 33:36	11-22	5-9	13-16	0 2 2	4 10	40	1	0	2	0	1	10
20	Ty Rodgers	G 32:55	4-8	0-0	0-0	7 6 13	2 1	8	4	2	0	0	0	12
4	Justin Harmon	09:29	0-1	0-0	0-0	0 1 1	1 0	0	1	1	0	0	0	0
10	Luke Goode	14:34	4-9	4-9	0-0	4 2 6	3 0	12	2	1	0	1	0	-3
42	Dain Dainja	06:13	0-0	0-0	0-0	0 0 0	0 0	0	0	0	0	0	0	-5
11	Niccolo Moretti	00:45	0-0	0-0	0-0	0 0 0	0 0	0	0	0	0	0	0	-2
2	Dra Gibbs-Lawhorn	04:28	0-1	0-1	0-0	0 1 1	1 0	0	0	0	0	0	0	-1
Team						1 2 3	0	0	0	0	0	0	0	0
Totals			32-69	13-35	21-26	14 28 42	18 19	98	18	9	3	3	1	11

Technical Fouls: NONE

Shooting By Period	
1 st FG%	13-37 35.1%
3PT%	7-24 29.2%
FT%	7-8 87.5%
2 nd FG%	19-32 59.4%
3PT%	6-11 54.5%
FT%	14-18 77.8%
GM FG%	32-69 46.4%
3PT%	13-35 37.1%
FT%	21-26 80.8%

Dead Ball Rebounds: 3, 0

	NEB		ILL		Points from	NEB	ILL	Period by Period Scoring		
	1st	2nd	1st	2nd				TOT		
Biggest lead	15 (2 nd 19:01)	15 (2 nd 2:01)			Turnovers	11	9			
Best Scoring Run	7 (1 st 12:04)	10 (2 nd 13:27)			Paint	40	36			
Lead Changes	5				Second Chance	9	17	NEB	51	36
Times Tied	4				Fast Breaks	18	8	ILL	40	58
Time with Lead	29:06	08:54			Bench	18	12			98

POSTSEASON HISTORY

Year	Tournament/Round	Opponent	Result	Site	NU High Scorer	NU High Rebounds	NU High Assists
1948-49	*NCAA Playoff	Oklahoma State	L, 35-52	Kansas City, Mo.	N/A	N/A	N/A
1966-67	NIT/First Round	Bye					
	Quarterfinals	Marshall	L, 88-119	New York City	Tom Baack, 33	Tom Baack, 10	Tom Baack, 5
1977-78	NIT/First Round	Utah State	W, 67-66	Lincoln, Neb.	Andre Smith, 18	Carl McPipe, 7	Novak, Banks, 6
	Quarterfinals	Texas	L, 48-67	Austin, Texas	Carl McPipe, 16	Carl McPipe, 7	Terry Novak, 3
1979-80	NIT/First Round	Michigan	L, 69-76	Ann Arbor, Mich.	Andre Smith, 30	Andre Smith, 12	Jack Moore, 2
1982-83	NIT/First Round	Tulane	W, 72-65	Lincoln, Neb.	Stan Cloudy, 20	Stan Cloudy, 14	Stan Cloudy, 7
	Second Round	Iona	W, 85-73	Lincoln, Neb.	Stan Cloudy, 24	Stan Cloudy, 8	Cloudy, Williams, 5
	Quarterfinals	TCU	W, 67-57	Lincoln, Neb.	Stan Cloudy, 18	Stan Cloudy, 9	Ponce, Downing, 7
	Semifinals	DePaul	L, 58-68	New York City	Dave Hoppen, 15	Dave Hoppen, 9	Greg Downing, 5
1983-84	NIT/First Round	Creighton	W, 56-54	Omaha, Neb.	Dave Hoppen, 25	Dave Hoppen, 10	Carr, Ponce, 5
	Second Round	Xavier	L, 57-58	Cincinnati, Ohio	Dave Hoppen, 22	Dave Hoppen, 7	Eric Williams, 5
1984-85	NIT/First Round	Canisius	W, 79-66	Lincoln, Neb.	Dave Hoppen, 21	Bill Jackman, 10	Harvey Marshall, 5
	Second Round	UCLA	L, 63-82	Los Angeles, Calif.	Dave Hoppen, 23	Dave Hoppen, 9	Brian Carr, 6
1985-86	NCAA/First Round	Western Kentucky	L, 59-67	Charlotte, N.C.	Bernard Day, 18	Chris Logan, 12	Brian Carr, 5
1986-87	NIT/First Round	Marquette	W, 78-76	Lincoln, Neb.	Bernard Day, 18	Vick, Day, 6	Bernard Day, 5
	Second Round	Arkansas	W, 78-71	Lincoln, Neb.	Anthony Bailous, 20	Bill Jackman, 9	Henry T. Buchanan, 6
	Quarterfinals	Washington	W, 81-76	Lincoln, Neb.	Carr, Vick, 17	Derrick Vick, 8	Three with 3
	Semifinals	Southern Mississippi	L, 75-82	New York City	Derrick Vick, 19	Bill Jackman, 9	Brian Carr, 7
	Third Place	Arkansas-Little Rock	W, 76-67 (OT)	New York City	Brian Carr, 18	Derrick Vick, 12	Brian Carr, 9
1988-89	NIT/First Round	Arkansas State	W, 81-79	Lincoln, Neb.	Eric Johnson, 18	Pete Manning, 5	Clifford Scales, 10
	Second Round	Ohio State	L, 74-85	Columbus, Ohio	Eric Johnson, 23	Reid, Owens, 7	Reid, Johnson, 5
1990-91	NCAA/First Round	Xavier	L, 84-89	Minneapolis, Minn.	Rich King, 25	Rich King, 12	Rich King, 4
1991-92	NCAA/First Round	Connecticut	L, 65-86	Cincinnati, Ohio	Derrick Chandler, 17	Derrick Chandler, 11	Eric Piatkowski, 5
1992-93	NCAA/First Round	New Mexico State	L, 79-93	Syracuse, N.Y.	Eric Piatkowski, 29	Derrick Chandler, 10	Three with 3
1993-94	NCAA/First Round	Pennsylvania	L, 80-90	Uniondale, N.Y.	Eric Piatkowski, 23	Piatkowski, Chubbick, 8	Jamar Johnson, 5
1994-95	NIT/First Round	Georgia	W, 69-61	Lincoln, Neb.	Erick Strickland, 21	Erick Strickland, 10	Jaron Boone, 6
	Second Round	Penn State	L, 59-65	Lincoln, Neb.	Mikki Moore, 15	Erick Strickland, 7	Erick Strickland, 8
1995-96	NIT/First Round	Colorado State	W, 91-83	Fort Collins, Colo.	Erick Strickland, 19	Mikki Moore, 10	Tyronn Lue, 5
	Second Round	Washington State	W, 82-73	Lincoln, Neb.	Erick Strickland, 18	Venson Hamilton, 12	Boone, Strickland, 4
	Third Round	Fresno State	W, 83-71	Fresno, Calif.	Erick Strickland, 17	Moore, Garner, 10	Erick Strickland, 5
	Semifinals	Tulane	W, 90-78	New York City	Garner, Strickland, 20	Venson Hamilton, 9	Jaron Boone, 6
	Championship	St. Joseph's	W, 60-56	New York City	Erick Strickland, 13	Mikki Moore, 13	Lue, Boone, 4
1996-97	NIT/First Round	Washington	W, 67-63	Lincoln, Neb.	Tyronn Lue, 14	Venson Hamilton, 10	Moore, Lue, 4
	Second Round	Nevada	W, 78-68	Reno, Nev.	Mikki Moore, 21	Mikki Moore, 15	Tyronn Lue, 4
	Third Round	Connecticut	L, 67-76	Storrs, Conn.	Mikki Moore, 24	Venson Hamilton, 6	Belcher, Markowski 2
1997-98	NCAA/First Round	Arkansas	L, 65-74	Boise, Idaho	Tyronn Lue, 18	Venson Hamilton, 10	Tyronn Lue, 6
1998-99	NIT/First Round	UNLV	W, 68-55	Lincoln, Neb.	Cookie Belcher, 17	Andy Markowski, 11	Cookie Belcher, 5
	Second Round	TCU	L, 89-101	Fort Worth, Texas	Cary Cochran, 23	Venson Hamilton, 10	Three with 4
2003-04	NIT/Opening Round	Creighton	W, 71-70	Omaha, Neb.	Andrew Drevo, 20	Andrew Drevo, 9	Marcus Neal, 4
	First Round	Niagara	W, 78-70	Lincoln, Neb.	Turek, Johnson, 17	John Turek, 8	Brian Conklin, 4
	Second Round	Hawaii	L, 83-84	Honolulu, Hawaii	Nate Johnson, 26	Brian Conklin, 6	Marcus Neal, 3
2005-06	NIT/First Round	Hofstra	L, 62-73	Hempstead, N.Y.	Jason Dourisseau, 15	Aleks Maric, 12	Jamel White, 6
2007-08	NIT/First Round	Charlotte	W, 67-48	Lincoln, Neb.	Ade Dagunduro, 15	Aleks Maric, 10	Aleks Maric, 5
	NIT/Second Round	Mississippi	L, 75-87 (OT)	Oxford, Miss.	Aleks Maric, 18	Aleks Maric, 10	Sek Henry, 5
2008-09	NIT/First Round	New Mexico	L, 71-83	Albuquerque, N.M.	Sek Henry, 13	Ade Dagunduro, 5	Cookie Miller, 4
2010-11	NIT/First Round	Wichita State	L, 49-76	Wichita, Kan.	Jeter, Diaz, 12	Jorge Brian Diaz, 8	Lance Jeter, 3
2013-14	NCAA/Second Round	Baylor	L, 60-74	San Antonio, Texas	Terran Petteway, 18	Shields, Pitchford, 5	Ray Gallegos, 2
2017-18	NIT/First Round	Mississippi State	L, 59-66	Starkville, Miss.	James Palmer Jr., 13	Isaiah Roby, 8	James Palmer Jr., 5
2018-19	NIT/First Round	Butler	W, 80-76	Lincoln, Neb.	Isaiah Roby, 28	Isaiah Roby, 8	Johnny Trueblood, 5
	NIT/Second Round	TCU	L, 72-88	Fort Worth, Texas	James Palmer Jr., 19	Tanner Borchardt, 13	Glynn Watson Jr., 6



NEBRASKA IN THE POSTSEASON

All-Time Postseason Appearances*: 26 (7 NCAA, 19 NIT)

All-Time Postseason Record: 24-25

In the NCAA Tournament: 0-7 (1986, 1991, 1992, 1993, 1994, 1998, 2014, 2024)

In the NIT: 24-18 (1967, 1978, 1980, 1983, 1984, 1985, 1987, 1989, 1995, 1996, 1997, 1999, 2004, 2006, 2008, 2009, 2011, 2018, 2019)

In the NCAA Playoffs: 0-1* (1949)

*Playoff game between Big Seven and Missouri Valley Conference champions for berth in eight-team NCAA Tournament field. Not considered to be "official" participation in the NCAA Tournament.


NEBRASKA POSTSEASON RECORDS

INDIVIDUAL GAME

Points--33, Tom Baack vs. Marshall, March 13, 1967
 Opponent--46, George Stone, Marshall, March 13, 1967
 Field Goals--13, Tom Baack vs. Marshall, March 13, 1967 (24 att.)
 Opponent--20, George Stone, Marshall, March 13, 1967 (38 att.)
 Field Goal Attempts--25, James Palmer Jr. at TCU, March 24, 1967 (7 made)
 Opponent--38, George Stone, Marshall, March 13, 1967 (20 made)
 Field Goal Percentage (min. 5 att.)--1.000, Mikki Moore at Nevada, March 18, 1997 (9-9)
 Tanner Borchardt at TCU, March 24, 2019 (6-6)
 Opponent--1.000, Adrian Uter, Hofstra, March 16, 2006 (6-6)
 3-Point Field Goals--7, Cary Cochran at TCU, March 15, 1999 (7-9)
 Opponent--6, Jason Carter, Hawaii, March 22, 2004 (6-7); Desmond Bane, TCU, March 24, 2019 (6-9)
 3-Point Field Goal Attempts--12, Brian Conklin vs. Hawaii, March 22, 2004 (6 made)
 Opponent--17, Dominick Young, Fresno State, March 22, 1996 (5 made)
 3-Point Field Goal Pct.--.778, Cary Cochran at TCU, March 15, 1999 (7-9)
 Opponent--.857, Jason Carter, Hawaii, March 22, 2004 (6-7)
 Free Throws--13, Dave Hoppen vs. Canisius, March 13, 1985 (16 att.)
 Opponent--10, Brady Heslip, Baylor, March 21, 2014 (10 att.)
 Free Throw Attempts--16, Dave Hoppen vs. Canisius, March 13, 1985 (13 made)
 Opponent--11, Kevin Freeman, Connecticut, March 21, 1997 (7 made)
 Free Throws, No Misses--7, Sek Henry at New Mexico, March 17, 2009
 Opponent--10, Brady Heslip, Baylor, March 21, 2014
 Rebounds--15, Mikki Moore at Nevada, March 18, 1997
 Opponent--16, Bob Allen, Marshall, March 13, 1967;
 16, Tyrone Corbin, DePaul, March 28, 1983
 Assists--10, Clifford Scales vs. Arkansas State, March 16, 1989
 Opponent--16, Sam Crawford, New Mexico State, March 19, 1993
 Blocked Shots--5, Aleks Maric at Hofstra, March 16, 2006
 Opponent--8, Walter Downing, DePaul, March 28, 1983
 Steals--6, Brian Carr vs. Arkansas-Little Rock, March 26, 1987; Cookie Belcher vs. Washington, March 12, 1997; Cookie Belcher vs. Arkansas, March 12, 1998; Cookie Belcher vs. UNLV, March 10, 1999
 Opponent--8, Dominick Young, Fresno State, March 22, 1996

TEAM GAME

Points--91, vs. Colorado State, March 14, 1996
 Opponent--119, by Marshall, March 13, 1967
 Points in a Half--52, vs. Colorado State, March 14, 1996 (2nd)
 Opponent--61, by Marshall, March 13, 1967 (2nd)
 Field Goals--37, vs. Marshall, March 13, 1967 (90 att.)
 Opponent--46, by Marshall, March 13, 1967 (90 att.)
 Field Goal Attempts--90, vs. Marshall, March 13, 1967 (37 made)
 Opponent--90, by Marshall, March 13, 1967 (46 made)
 Field Goal Percentage--.588, vs. Washington State, March 19, 1996 (30-51)
 Opponent--.621, by TCU, March 15, 1999 (36-58)
 3-Point Field Goals--10, vs. Colorado State, March 14, 1996 (17 att.);
 10, at TCU, March 15, 1999 (19 att.)
 Opponent--12, by Penn State, March 21, 1995 (28 att.)
 3-Point Field Goal Attempts--27, at Hofstra, March 16, 2006 (9 made)
 Opponent--28, by Penn State, March 21, 1995 (12 made); Butler, March 21, 2019 (12 made);
 at TCU, March 24, 2019 (10 made)
 3-Point Field Goal Pct.--.588, vs. Colorado State, March 14, 1996 (10-17)
 Opponent--.571, by Arkansas State, March 16, 1989 (8-14)
 Free Throws--33, vs Canisius, March 13, 1985 (41 att.); vs. Tulane, March 26, 1996 (45 att.)
 Opponent--38, by Baylor, March 21, 2014 (48 att.)
 Free Throw Attempts--45, vs. Tulane, March 26, 1996 (33 made)
 Opponent--48, Baylor, March 21, 2014 (38 made)
 Free Throw Percentage--.900, at Ohio State, March 20, 1989 (9-10)
 Opponent--.905, Arkansas, March 12, 1998 (19-21)
 Rebounds--49, vs. Connecticut, March 19, 1992
 Opponent--63, by Marshall, March 13, 1967
 Assists--24, three times, most recently vs. Arkansas State, March 16, 1989
 Opponent--26, by TCU, March 15, 1999
 Blocked Shots--7, at Hofstra, March 16, 2006
 Opponent--10, by DePaul, March 28, 1983; by Connecticut, March 21, 1997;
 by TCU, March 15, 1999;
 Steals--15, vs. Washington, March 12, 1997
 Opponent--16, by Tulane, March 26, 1996



Mikki Moore led Nebraska to the 1996 NIT championship game, where the Huskers defeated St. Joseph's, 60-56, to earn their first-ever basketball title on the national level.



Cookie Belcher shares the school record with six steals in a postseason game. He accomplished the feat on three occasions as a Husker.

1986 NCAA TOURNAMENT*Western Kentucky 67, Nebraska 59**March 14--at Charlotte, N.C.*

Cornhuskers (59): Bernard Day 8-14 2-4 18, John Matzke 0-1 0-0 0, Chris Logan 3-5 4-8 10, Harvey Marshall 4-9 3-3 11, Brian Carr 4-12 2-2 0, Darren Brown 0-0 0-0 0, Anthony Bailous 4-6 2-2 10. Team 23-47 13-19 59.

Hilltoppers (67): Kannard Johnson 4-11 2-2 10, Ray Swogger 8-15 0-0 16, Clarence Martin 5-8 1-3 11, James McNary 0-8 8-8 8, Billy Gordon 6-16 0-0 12, Kurk Lee 0-0 0-0 0, Brett McNeal 2-4 0-0 4, Fred Tisdale 0-0 0-0 0, Tellis Frank 3-6 0-0 6. Team 28-68 11-13 67.

FG%: Nebraska 48.9, Western Kentucky 41.1. FT%: Nebraska 68.6, Western Kentucky 84.6. Rebounds: Nebraska 35 (Logan 12), Western Kentucky 35 (Martin 12). Total fouls: Nebraska 14, Western Kentucky 18. Fouled out: none. Assists: Nebraska 8 (Carr 5), Western Kentucky 11 (McNary 7). Turnovers: Nebraska 13, Western Kentucky 4. Blocked shots: Nebraska 0, Western Kentucky 0. Steals: Nebraska 2 (Marshall 1, Logan 1), Western Kentucky 1 (Gordon 1). Officials: Mark Reischling, Charlie Vacca, Sam Lickliter. Attendance: 11,666.

<i>Nebraska</i>	26	33	--	59
<i>Western Kentucky</i>	33	34	--	67

Game Notes: Nebraska's first official appearance in NCAA Tournament...Huskers trailed, 53-35, with 10:34 left, but outscored the Hilltoppers 20-6, to pull within 59-55 with 1:33 to go, and could get no closer...Huskers ended season with a 19-11 record... Coach Moe Iba resigned after game.

1991 NCAA TOURNAMENT*Xavier 89, Nebraska 84**March 14--at Minneapolis, Minn.*

Musketeers (89): Davenport 5-13 4-4 17, Williams 0-1 4-4 4, Grant 3-6 9-12 15, J. Walker 5-9 7-11 18, Gladden 9-15 0-0 20, Brantley 2-3 2-4 6, Wilson 2-2 1-2 5, Edwards 1-1 0-0 2, Parker 0-0 2-3 2. Team 27-50 29-40 89.

Cornhuskers (84): Tony Farmer 5-9 5-8 15, Beau Reid 2-12 2-4 6, Rich King 11-17 7-8 25, Keith Moody 1-3 0-0 2, Clifford Scales 4-5 3-4 12, Carl Hayes 7-12 1-3 15, Dapreis Owens 0-1 0-0 0, Eric Piatkowski 3-10 1-1 9. Team 33-69 14-27 84.

Three-point goals: Xavier 6-14 (Davenport 3-8, J. Walker 1-2, Gladden 2-3, Brantley 0-1), Nebraska 4-13 (Farmer 0-1, Reid 0-3, King 1-1, Scales 1-2, Piatkowski 2-6). FG%: Xavier 54.0, Nebraska 47.8. FT%: Xavier 72.5, Nebraska 51.9. Rebounds: Xavier 30 (Grant 10), Nebraska 41 (King 12). Personal fouls: Xavier 22, Nebraska 25. Fouled out: Williams, Farmer. Assists: Xavier 14 (J. Walker 8), Nebraska 17 (King 4). Blocked shots: Xavier 2 (Williams, Edwards), Nebraska 5 (King 2, Piatkowski 2). Steals: Xavier 9 (three with 2), Nebraska 8 (Farmer 2, King 2). Officials: Joseph Silvester, Donnee Gray, Bob Vetkoetter. Attendance: 25,348.

<i>Xavier</i>	45	44	--	89
<i>Nebraska</i>	42	42	--	84

Game Notes: Nebraska's best basketball season in memory ended in disappointment as regional third-seeded Huskers lost to tourney-veteran Xavier...underdog Musketeers jumped to 17-8 lead, and led by as many as 38-26 with 5:12 left in half before Huskers closed half with 16-7 run...making only its second NCAA appearance ever, and first in five years, NU came back to lead three times in second half, the last time at 72-71 on Scales' three-pointer with 7:22 to go...Xavier regained lead for good at 75-74 on J. Walker free throw with 6:03 left...Piatkowski three-pointer pulled NU within 80-79 at 3:12, but Musketeers, making sixth straight NCAA appearance, put on a 9-2 rally for insurmountable 89-81 lead in closing seconds...King's second career three-pointer just before buzzer created final margin...playing in school-record 124th game, King increased career rebound total to final of 761, passing Andre Smith to finish third on NU career chart...crowd was largest to ever see NU play basketball...Huskers' 51.9 percent free-throw shooting (14-of-27) was worst of season...Nebraska finished 26-8, while Xavier went to 22-9, as it lost to Connecticut in second round.

1992 NCAA TOURNAMENT*Connecticut 86, Nebraska 65**March 19--at Cincinnati, Ohio*

Huskies (86): Toraino Walker 3-3 1-2 7, Donyel Marshall 8-14 1-2 19, Dan Cyrulik 3-5 0-0 6, Chris Smith 9-22 3-3 24, Scott Burrell 9-16 0-1 20, Donny Marshall 2-4 2-2 6, Brian Fair 1-4 0-1 2, Nantambu Willingham 0-1 0-0 0, Kevin Ollie 0-3 0-0 0, Richie Ashmeade 1-1 0-0 2. Team Totals 36-73 7-11 86.

Cornhuskers (65): Carl Hayes 5-14 2-3 12, Bruce Chubick 2-7 0-2 4, Derrick Chandler 8-17 1-2 17, Jamar Johnson 1-5 2-2 4, Eric Piatkowski 1-12 0-0 3, Dapreis Owens 4-8 4-7 12, Michael Hughes 2-5 2-4 7, Chris Cresswell 2-4 0-0 6. Team Totals 25-72 11-20 65.

Three-point goals: Connecticut 7-18 (Marshall 2-3, Smith 3-9, Burrell 2-5, Fair 0-1), Nebraska 4-15 (Hayes 0-2, Johnson 0-2, Piatkowski 1-5, Hughes 1-2, Cresswell 2-4). FG%: Connecticut 49.3, Nebraska 34.7. FT%: Connecticut 63.6, Nebraska 55.0. Rebounds: Connecticut 40 (Burrell 11), Nebraska 49 (Chandler 11). Personal fouls: Connecticut 18, Nebraska 12. Fouled out: none. Assists: Connecticut 13 (Smith 4, Burrell 4), Nebraska 14 (Piatkowski 5). Blocked shots: Connecticut 3 (Marshall 2), Nebraska 5 (Chandler 2). Steals: Connecticut 5 (Burrell 3), Nebraska 2 (Hayes, Hughes). Officials: Jerry Donaghy, Michael Smith, Paul Andrejewski. Attendance: 16,002.

<i>Connecticut</i>	49	37	--	86
<i>Nebraska</i>	34	31	--	65

Game Notes: No. 8 seed Nebraska made back-to-back NCAA Tournament appearances for first time ever...game was tied at four-all with 18:38 left in first half, but ninth-seeded UConn scored 10 straight points to take a 14-4 lead at 15:59...NU rallied to within 22-20 at 9:45 on a Cresswell trey, but the Huskies went on a 19-6 run for 41-26 lead with 2:41 to go in half...Huskers trailed by as many as 26 in second half, as they shot 29.7 percent in second half...Chandler was named NU's Chevrolet Player of the Game.

1993 NCAA TOURNAMENT*New Mexico State 93, Nebraska 79**March 19--at Syracuse, N.Y.*

Aggies (93): Cliff Reed 11-13 2-3 24, James Dockery 2-4 0-0 4, Tracey Ware 8-12 2-3 18, Marc Thompson 2-6 1-2 5, Sam Crawford 5-10 7-8 20, Darrin Jackson 4-9 1-2 11, Corey Rogers 3-6 0-0 9, David Lofton 0-0 0-0 0, Chris Lopez 0-0 0-0 0, Mike Schultz 1-1 0-0 2, Juriad Hughes 0-0 0-0 0. Team Totals 36-61 13-18 93.

Cornhuskers (79): Terrance Badgett 2-4 0-0 4, Bruce Chubick 3-7 0-0 6, Derrick Chandler 7-9 1-1 15, Jamar Johnson 3-8 2-4 10, Eric Piatkowski 10-14 6-8 29, Amos Gregory 1-1 0-0 2, Erick Strickland 2-6 0-0 6, Tom Best 0-0 0-0 0, Jaron Boone 1-4 0-0 3, Andre Woolridge 2-8 0-0 4. Team Totals 31-61 9-13 79.

Three-point goals: New Mexico State 8-15 (Crawford 3-6, Jackson 2-3, Rogers 3-6), Nebraska 8-24 (Badgett 0-1, Piatkowski 3-5, Johnson 2-6, Strickland 2-6, Woolridge 0-3, Boone 1-3). FG%: New Mexico State 59.0, Nebraska 50.8. FT%: New Mexico State 72.2, Nebraska 69.2. Rebounds: New Mexico State 34 (Reed, Crawford 6), Nebraska 25 (Chandler 10). Personal fouls: New Mexico State 13, Nebraska 19. Fouled out: none. Assists: New Mexico State 25 (Crawford 16), Nebraska 15 (Woolridge, Boone, Strickland 3). Turnovers: New Mexico State 14, Nebraska 14. Blocked shots: New Mexico State 2 (Ware, Thompson), Nebraska 1 (Gregory). Steals: New Mexico State 10 (Crawford 3), Nebraska 11 (Piatkowski 3). Technical foul: Reed. Officials: Tom Harrington, George Watts, John Cahall. Attendance: 14,287.

<i>New Mexico State</i>	42	51	--	93
<i>Nebraska</i>	39	40	--	79

Game Notes: Nebraska, the East's 10th seed, earned third-straight NCAA Tournament bid...after 2-2 tie, seventh-seeded New Mexico State went on 19-9 run to take 21-11 lead...Aggies built lead to as many as 12 in first half, and were up 40-29 with 4:17 to play, but Cornhuskers' 10-2 run closed gap to 42-39 at halftime...NU tied the game three times in the final half, but after 52-all tie, Aggies scored seven straight points and Nebraska never got closer than five...Piatkowski had career-high 29 points, 17 of which came in the first half...Crawford's 16 assists were most ever in NCAA first or second round tournament game...loss ended Nebraska's season at 20-11, while New Mexico State, which lost in second round to Cincinnati, improved to 26-7...Piatkowski was named NU's Chevrolet Player of the Game.

NCAA TOURNAMENT BOXSCORES

1994 NCAA TOURNAMENT

Pennsylvania 90, Nebraska 80

March 17--at Uniondale, N.Y.

Quakers (90): Barry Pierce 11-15 3-3 25, Shawn Trice 0-0 0-0 0, Eric Moore 7-10 0-3 15, Matt Maloney 3-11 3-5 12, Jerome Allen 6-16 3-8 18, Donald Moxley 1-1 0-0 2, Andy Baratta 0-1 0-0 0, Scott Keglger 3-7 0-0 9, Tim Krug 4-7 0-0 9. Team Totals 35-68 9-19 90.

Cornhuskers (80): Terrance Badgett 4-9 2-6 10, Eric Piatkowski 10-22 3-4 23, Bruce Chubick 5-8 2-3 12, Jamar Johnson 3-10 4-4 11, Jaron Boone 3-5 2-4 8, Erick Strickland 3-9 0-0 7, Tom Best 1-4 2-2 4, Melvin Brooks 2-2 0-0 5. Team Totals 31-69 15-23 80.

Three-point goals: Pennsylvania 11-27 (Keglger 3-6, Maloney 3-8, Allen 3-9, Moore 1-2, Krug 1-2), Nebraska 3-20 (Brooks 1-1, Johnson 1-4, Strickland 1-7, Piatkowski 0-6, Boone 0-2). FG%: Pennsylvania 51.5, Nebraska 44.9. FT%: Pennsylvania 47.4, Nebraska 65.2. Rebounds: Pennsylvania 37 (Pierce 8), Nebraska 43 (Piatkowski, Chubick 8). Personal fouls: Pennsylvania 17, Nebraska 19. Fouled out: none. Assists: Pennsylvania 25 (Maloney, Allen 10), Nebraska 14 (Johnson 5). Turnovers: Pennsylvania 10, Nebraska 13. Blocked shots: Pennsylvania 1 (Trice), Nebraska 2 (Piatkowski, Chubick 1). Steals: Pennsylvania 7 (Moore, Maloney 2), Nebraska 6 (Johnson 2). Technical fouls: none. Officials: Larry Rose, Richard Cartmell, Charles Tanner. Attendance: 16,204.

Pennsylvania	46	44	--	90
Nebraska	34	46	--	80

Game Notes: Big Eight Tournament champion Huskers watched all-time NCAA record fall to 0-5, as Ivy League champion Quakers handed Huskers 10-point loss at Nassau Coliseum...Nebraska fell behind by 11 twice in game's first 3:34, but rallied to tie game at 19-all with 10:51 left in opening half...Penn regained lead on an Allen layup seconds later and led the rest of the way, as Huskers never had lead...Quakers led by as many as 15 in opening half, and held 46-34 halftime lead...NU pulled to within six, 50-44, with 15:15 to play, but three straight Penn treys put game away as Nebraska never got closer than eight...Huskers went into the game ranked 22nd in the final AP poll, while Penn was unranked in AP, but No. 25 in CNN/USA Today coaches poll...sixth-seeded Huskers, who recorded back-to-back 20-win seasons for first time and advanced to the NCAA Tournament for the fourth straight year, finished 20-10...Quakers, who entered as East's 11th seed, lost to eventual Final Four entrant Florida in second round after improving to 25-2 with win over NU...for second straight year, Piatkowski was named NU's Chevrolet Player of the Game.

1998 NCAA TOURNAMENT

Arkansas 74, Nebraska 65

March 12--at Boise, Idaho (West Regional)

Cornhuskers (65): Larry Florence 4-11 0-0 8, Tyronn Lue 6-14 4-4 18, Chad Johnson 1-2 0-0 2, Cookie Belcher 4-12 0-0 9, Andy Markowski 4-8 2-2 10, Troy Piatkowski 2-7 0-0 4, Venson Hamilton 6-7 2-5 14, Brant Harriman 0-0 0-0 0. Team Totals 27-61 8-11 65.

Razorbacks (74): Kareem Reid 6-12 4-5 17, Landis Williams 0-1 0-0 0, Pat Bradley 5-12 4-4 19, Nick Davis 3-4 2-2 8, Sunday Adebayo 3-4 2-2 8, Tarik Wallace 4-10 2-2 13, Guy Whitney 0-0 0-0 0, Ali Thompson 2-3 5-6 9, Brandon Davis 0-0 0-0 0, Chris Walker 0-0 0-0 0, Jason Jennings 0-0 0-0 0, Derek Hood 0-2 0-0 0. Team Totals 23-48 19-21 74.

Three-point goals: Nebraska 3-16 (Lue 2-6, Belcher 1-6, Piatkowski 0-4), Arkansas 9-20 (Bradley 5-10, Wallace 3-7, Reid 1-3). FG%: Nebraska 44.3, Arkansas 47.9. FT%: Nebraska 72.7, Arkansas 90.5. Turnovers: Nebraska 21, Arkansas 22. Rebounds: Nebraska 30 (Hamilton 10), Arkansas 29 (Adebayo, Wallace 6). Fouls: Nebraska 18, Arkansas 13. Assists: Nebraska 14 (Lue 6), Arkansas 7 (Wallace, Reid 2). Fouled out: Nebraska-Hamilton, Arkansas-none. Blocked shots: Nebraska 2 (Hamilton, Markowski 1), Arkansas 2 (Thompson, N. Davis 1). Steals: Nebraska 13 (Belcher 6), Arkansas 6 (Reid, Wallace 2). Technical fouls: none. Officials: Donnee Gray, Reggie Greenwood, Tim Hutchinson. Attendance: 12,159.

Nebraska	40	25	--	65
Arkansas	33	41	--	74

Game Notes: Nebraska dropped to 0-6 all-time in NCAA Tournament and 0-5 under Coach Danny Nee...Huskers lost for first time all season when leading with 5:00 left...NU had been 20-0 when leading at five-minute mark...Hamilton became Nebraska's single-season rebounding leader as his 10 boards gave him 315 in 1997-98, bettering Chuck Jura's previous school record of 305...Hamilton finished the season with 17 double-doubles...Lue reached double figures for 12th straight game and 51st time in his last 53 games...he finished the season with 678 points, second on the single-season scoring list and just 26 points behind Dave Hoppen's 1985 single-season record of 704 points...Nebraska's 20 wins tied for the seventh-most in school history...Nebraska failed to defeat

a nationally ranked team for first time in eight seasons...with 13 steals, NU upped its season total to 319, breaking the previous record of 315...Belcher tied his career high with six steals to finish season with 75 steals, third on Nebraska single-season chart, and moved into second on career steals list after just two seasons.

2014 NCAA TOURNAMENT

Baylor 74, Nebraska 60

March 21--at San Antonio, Texas

Huskers (60): Terran Petteway 5-15 8-10 18; Shavon Shields 7-13 1-4 16; Ray Gallegos 6-13 0-0 15; Benny Parker 2-3 1-1 5; David Rivers 2-3 0-0 4; Leslee Smith 1-2 0-0 2; Nathan Hawkins 0-0 0-0 0; Tai Webster 0-2 0-1 0; Walter Pitchford 0-3 0-0 0. Totals 23-54 10-16 60.

Bears (74): Cory Jefferson 6-12 4-6 16; Isaiah Austin 2-3 8-10 13; Brady Heslip 1-7 10-10 12; Gathers, Rico 4-5 3-6 11; Chery, Kenny 2-7 4-4 8; Franklin, Gary 1-3 5-6 8; Taurean Prince 0-1 3-4 3; Royce O'Neale 1-4 1-2 3; Ish Wainright 0-0 0-0 0; Logan Lowery 0-0 0-0 0; John Heard 0-0 0-0 0. Totals 17-42 38-48 74.

3-point goals--Nebraska 4-21 (Gallegos 3-9; Shields 1-1; Webster 0-2; Pitchford 0-2; Petteway 0-7), Baylor 2-13 (Franklin 1-3; Austin 1-1; Chery 0-1; O'Neale 0-1; Heslip 0-6; Jefferson 0-1). FG%: Baylor 40.5, Nebraska 42.6. FT%: Baylor 79.2, Nebraska 62.5. Rebounds--Nebraska 25 (Shields 5; Pitchford 5), Baylor 37 (O'Neale 10). Assists--Nebraska 7 (Gallegos 2), Baylor 9 (O'Neale 4). Blocked shots: Baylor 2 (Jefferson, Austin), Nebraska 7 (Rivers 2, Pitchford 2). Steals: Baylor 7 (Franklin 2), Nebraska 9 (Rivers 2, Petteway 2, Gallegos 2). Turnovers: Baylor 12, Nebraska 11, Total fouls--Nebraska 31, Baylor 16. Fouled out--Nebraska-Shields; Smith; Rivers, Baylor-None. Technical fouls--Nebraska-TEAM 2, Officials: Tim Clougherty, Brian Dorsey, Karl Hess. Attendance: 12,895

Nebraska	16	44	--	60
Baylor	29	45	--	74

Game Notes: Nebraska earned the No. 11 seed in the West Region and made its first NCAA appearance since 1998...The loss dropped the Huskers to 0-7 all-time in the NCAA Tournament...Shavon Shields opened the game with a basket, but Baylor went on a 12-1 run, as Nebraska went over nine minutes without a field goal...The Huskers pulled to within seven at 14-7 after a Leslee Smith basket with 9:58 left in the first half...Nebraska trailed 24-14 with 1:40 left, but the Bears went on a 8-2 run to extend the margin to 32-16 with 9:30 left...Nebraska Coach Tim Miles was ejected with 11:17 left in the game, the first time in his coaching career that he had been ejected...Nebraska used an 11-0 second half run to cut a 20-point deficit to 62-53 with 2:45 left, but could not get closer...Terran Petteway led Nebraska with 18 points and finished the season in seventh place on NU's single-season scoring list with 579 points...Ray Gallegos had 15 points in his final game at Nebraska...No. 23 Baylor advanced to the NCAA Sweet 16 and finished with a 26-12 record.

SINGLE SEASON RECORDS

POINTS SCORED

1.	James Palmer Jr. (2019)	708
2.	Dave Hoppen (1985)	704
3.	Tyronn Lue (1998)	678
4.	Eric Piatkowski (1994)	646
5.	Tyronn Lue (1997)	603
6.	Andre Smith (1980)	600
7.	Dave Hoppen (1984)	598
8.	Terran Petteway (2014)	579
9.	James Palmer Jr. (2018)	568
10.	Terran Petteway (2015)	564

SCORING AVERAGE (min. 400 pts.)

	G	Pts.	Avg.	
1.	Dave Hoppen (1985)	30	704	23.5
2.	Dave Hoppen (1986)	19	420	22.1
3.	Eric Piatkowski (1994)	30	646	21.5
4.	Marvin Stewart (1971)	26	556	21.4
5.	Chuck Jura (1972)	26	551	21.2
6.	Tyronn Lue (1998)	32	678	21.2
7.	Jerry Fort (1975)	26	525	20.2
8.	Dave Hoppen (1984)	30	598	19.9
9.	James Palmer Jr. (2019)	36	708	19.7
10.	Andre Smith (1980)	31	600	19.4

FIELD GOALS MADE

1.	Dave Hoppen (1985)	270
2.	Tyronn Lue (1998)	240
3.	Andre Smith (1980)	237
4.	Eric Piatkowski (1994)	226
5.	Dave Hoppen (1984)	220
	Chuck Jura (1972)	220
7.	Jerry Fort (1975)	218
8.	Marvin Stewart (1971)	215
	Tyronn Lue (1997)	215
10.	James Palmer Jr. (2019)	213

FIELD GOALS ATTEMPTED

1.	James Palmer Jr. (2019)	578
2.	Tyronn Lue (1998)	547
3.	Jerry Fort (1975)	508
4.	Jerry Fort (1974)	484
	Jim Buchanan (1952)	484
6.	Tyronn Lue (1997)	476
7.	Terran Petteway (2015)	465
8.	Eric Piatkowski (1994)	456
9.	Jaron Boone (1995)	455
10.	Jerry Fort (1976)	452

FIELD GOAL PCT. (min. 5 att./team game)

	FG-FGA	Pct.	
1.	Derrick Walker (2022)	129-189	.683
2.	Larry Cox (1976)	133-198	.672
3.	Dave Hoppen (1985)	270-418	.646
4.	Kimani Ffriend (2001)	144-231	.623
5.	Dave Hoppen (1986)	151-245	.616
6.	Andre Smith (1980)	237-388	.611
7.	Steffon Bradford (2001)	155-257	.603
8.	Dave Hoppen (1984)	220-367	.599
9.	Chuck Jura (1971)	181-306	.592
10.	Pete Manning (1988)	111-188	.590

3-POINT FIELD GOALS MADE

1.	Cary Cochran (2002)	89
2.	Andrew White III (2016)	87
3.	Ray Gallegos (2013)	83
4.	Glynn Watson Jr. (2019)	82
5.	Joe McCray (2005)	80
6.	Cary Cochran (2001)	78
	Tyronn Lue (1998)	78
8.	Keisei Tominaga (2024)	71
9.	Jaron Boone (1995)	70
10.	Terran Petteway (2015)	68

3-POINT FIELD GOALS ATTEMPTED

1.	Ray Gallegos (2013)	271
2.	Joe McCray (2005)	226
3.	Terran Petteway (2015)	217
4.	James Palmer Jr. (2019)	214
	Glynn Watson Jr. (2019)	214
6.	Andrew White III (2016)	211
7.	Tyronn Lue (1998)	209
8.	Cary Cochran (2002)	207
9.	Keisei Tominaga (2024)	191
10.	Bo Spencer (2012)	185

3-POINT PCT. (min. 25 made)

	3FG-Att.	Pct.	
1.	Brian Conklin (2004)	66-118	.559
2.	Cary Cochran (2001)	78-165	.473
3.	Jay-R Strowbridge (2007)	25-54	.473
4.	Clifford Scales (1991)	26-57	.456
5.	Henry T. Buchanan (1987)	28-62	.452
6.	Eshaunte Jones (2010)	40-92	.435
7.	Brian Conklin (2002)	65-150	.433
8.	Ryan Anderson (2007)	48-111	.432
9.	Cary Cochran (2002)	89-207	.430
10.	Ryan Anderson (2010)	54-126	.429

FREE THROWS MADE

1.	James Palmer Jr. (2019)	215
2.	Jack Moore (1980)	184
3.	Terran Petteway (2014)	167
4.	Dave Hoppen (1985)	164
5.	James Palmer Jr. (2018)	163
6.	Bryce McGowens (2022)	162
7.	Dave Hoppen (1984)	158
8.	Aleks Maric (2007)	147
9.	Bob Gratopp (1969)	141
10.	Tom Russell (1962)	140

FREE THROWS ATTEMPTED

1.	James Palmer Jr. (2019)	282
2.	Kimani Ffriend (2000)	227
3.	James Palmer Jr. (2018)	221
4.	Aleks Maric (2007)	216
5.	Kimani Ffriend (2001)	213
6.	Bill Johnson (1954)	212
7.	Jack Moore (1980)	211
8.	Dave Hoppen (1985)	210
9.	Dave Hoppen (1984)	208
10.	Aleks Maric (2008)	207

FREE THROW PCT. (min. 2 att./game)

	FT-FTA	Pct.	
1.	Jack Moore (1982)	123-131	.939
2.	Cary Cochran (2002)	71-77	.9221
3.	Jack Moore (1981)	118-128	.9219
4.	Bo Spencer (2012)	92-105	.876
-	Keisei Tominaga (2024)	68-78	.872
5.	Jack Moore (1980)	184-211	.872
6.	David Ponce (1984)	67-77	.870
7.	Nate Johnson (2004)	103-119	.866
8.	Kent Reckewey (1973)	35-41	.854
9.	Tom Baack (1966)	92-108	.852
10.	Brian Carr (1986)	79-93	.849

REBOUNDS

1.	Aleks Maric (2008)	335
	Venson Hamilton (1999)	335
3.	Venson Hamilton (1998)	315
4.	Chuck Jura (1972)	305
5.	Leroy Chalk (1971)	290
6.	Rich King (1991)	274
7.	Venson Hamilton (1997)	269
8.	Kimani Ffriend (2000)	263
9.	Aleks Maric (2007)	260
10.	Dave Hoppen (1985)	258

REBOUND AVG. (min. 175 rebounds)

	G	Reb.	Avg.	
1.	Chuck Jura (1972)	26	305	11.7
2.	Rex Ekwall (1955)	21	241	11.5
3.	Bill Johnson (1954)	21	236	11.2
4.	Leroy Chalk (1971)	26	290	11.1
5.	Rex Ekwall (1956)	21	224	10.7
6.	Aleks Maric (2008)	33	335	10.2
	Venson Hamilton (1999)	33	335	10.2
8.	Leroy Chalk (1969)	26	257	9.9
9.	Venson Hamilton (1998)	32	315	9.8
10.	Leroy Chalk (1970)	24	235	9.8

ASSISTS

1.	Brian Carr (1985)	237
2.	Brian Carr (1986)	201
3.	Charles Richardson Jr. (2007)	179
	Cam Mack (2020)	179
5.	Alonzo Verge Jr. (2022)	169
6.	Brian Carr (1987)	166
7.	Alonzo Verge Jr. (2022)	154
8.	Tyronn Lue (1998)	152
9.	Lance Jeter (2011)	145
	Jack Moore (1980)	145

ASSISTS PER GAME (min. 100 Assists)

	G	Assists	APG	
1.	Brian Carr (1985)	30	237	7.90
2.	Brian Carr (1986)	30	201	6.70
3.	Cam Mack (2020)	28	179	6.39
4.	Charles Richardson Jr. (2007)	31	179	5.77
5.	Alonzo Verge Jr. (2022)	31	169	5.45
6.	Brian Carr (1987)	33	166	5.03
7.	Tyronn Lue (1998)	32	152	4.75
8.	Jack Moore (1980)	31	145	4.68
9.	Jamar Johnson (1992)	28	130	4.64
10.	Lance Jeter (2011)	32	145	4.53

STEALS

1.	Cookie Belcher (1999)	102
2.	Erick Strickland (1995)	89
3.	Cookie Belcher (1997)	87
4.	Cookie Belcher (2001)	82
5.	Cookie Belcher (1998)	75
6.	Eric Johnson (1989)	68
7.	Venson Hamilton (1999)	67
	Brian Carr (1987)	67
9.	Clifford Scales (1991)	64
10.	Tyronn Lue (1998)	63

BLOCKED SHOTS

1.	Derrick Chandler (1992)	91
2.	Mikki Moore (1997)	88
3.	Kimani Ffriend (2000)	85
4.	Venson Hamilton (1999)	80
5.	Kimani Ffriend (2001)	74
6.	Mikki Moore (1996)	71
7.	Rich King (1991)	68
8.	Mikki Moore (1995)	67
9.	Isaiah Roby (2018)	66
	Venson Hamilton (1998)	66

MINUTES PLAYED

1.	James Palmer Jr. (2019)	1,269
2.	Glynn Watson Jr. (2019)	1,240
3.	Ray Gallegos (2013)	1,237
4.	Dylan Talley (2013)	1,173
5.	Dave Hoppen (1985)	1,155
6.	Tyronn Lue (1997)	1,150
7.	Tyronn Lue (1998)	1,149
8.	Jack Moore (1980)	1,143
9.	Andre Smith (1980)	1,141
10.	Charles Richardson Jr. (2007)	1,125

CAREER RECORDS

POINTS

1.	Dave Hoppen (1983-86)	2,167
2.	Eric Piatkowski (1991-94)	1,934
3.	Jerry Fort (1973-76)	1,882
4.	Andre Smith (1978-81)	1,717
5.	Aleks Maric (2005-08)	1,630
	Shavon Shields (2013-16)	1,630
7.	Jaron Boone (1993-96)	1,609
8.	Erick Strickland (1993-96)	1,586
9.	Tyronn Lue (1996-98)	1,577
10.	Cookie Belcher (1997-2001)	1,552

SCORING AVERAGE (min. 675 Points)

	G	Pts.	Avg.	
1.	Dave Hoppen (1983-86)	111	2,167	19.5
2.	James Palmer Jr. (2018-19)	69	1,276	18.5
3.	Terran Petteway (2014-15)	63	1,143	18.1
4.	Jerry Fort (1973-76)	105	1,882	17.9
5.	Tom Baack (1966-68)	75	1,299	17.3
6.	Marvin Stewart (1969-71)	75	1,138	17.2
7.	Stuart Lantz (1969-71)	75	1,269	16.9
8.	Chuck Jura (1970-72)	77	1,255	16.3
9.	Tyronn Lue (1996-98)	99	1,577	15.9
10.	Eric Piatkowski (1991-94)	123	1,934	15.7

FIELD GOALS MADE

1.	Dave Hoppen (1983-86)	804
2.	Jerry Fort (1973-76)	777
3.	Eric Piatkowski (1991-94)	676
4.	Andre Smith (1978-81)	673
5.	Aleks Maric (2005-08)	589
6.	Jaron Boone (1993-96)	575
7.	Rich King (1988-91)	564
8.	Shavon Shields (2013-16)	562
9.	Tyronn Lue (1996-98)	560
10.	Glynn Watson Jr. (2016-19)	557

FIELD GOALS ATTEMPTED

1.	Jerry Fort (1973-76)	1,793
2.	Eric Piatkowski (1991-94)	1,436
3.	Glynn Watson Jr. (2016-19)	1,417
4.	Dave Hoppen (1983-86)	1,341
5.	Jaron Boone (1993-96)	1,327
6.	Tyronn Lue (1996-98)	1,255
7.	Shavon Shields (2013-16)	1,236
8.	Erick Strickland (1993-96)	1,219
9.	Larry Florence (1997-2000)	1,150
10.	Andre Smith (1978-81)	1,148

FIELD GOAL PCT. (min. 400 att.)

	FG-FGA	Pct.	
1.	Larry Cox (1974-76)	270-432	.625
2.	Derrick Walker (2021-23)	335-540	.620
3.	Dave Hoppen (1983-86)	804-1,341	.600
4.	Andre Smith (1978-81)	673-1,148	.586
5.	Kimani Ffriend (2000-01)	267-460	.580
6.	Rich King (1988-91)	564-1,000	.564
7.	Bruce Chubick (1991-94)	303-540	.561
8.	Mikki Moore (1994-97)	274-676	.553
8.	Chuck Jura (1970-72)	500-910	.549
10.	Bernard Day (1985-86)	309-567	.545

3-POINT FIELD GOALS MADE

1.	Cary Cochran (1999-2002)	268
2.	Eric Piatkowski (1991-94)	202
3.	Ryan Anderson (2007-10)	185
4.	Glynn Watson Jr. (2016-19)	184
5.	Jaron Boone (1993-96)	181
6.	Erick Strickland (1993-96)	179
7.	Brian Conklin (2001-04)	176
8.	Keisei Tominaga (2022-24)	173
9.	Ray Gallegos (2010-14)	158
10.	Cookie Belcher (1997-2001)	146
-	C.J. Wilcher (2022-24)	144

3-POINT FIELD GOALS ATTEMPTED

1.	Cary Cochran (1999-2002)	630
2.	Eric Piatkowski (1991-94)	564
3.	Glynn Watson Jr. (2016-19)	527
4.	Ray Gallegos (2010-14)	517
5.	Erick Strickland (1993-96)	512
6.	Jaron Boone (1993-96)	501
7.	Ryan Anderson (2007-10)	470
8.	Keisei Tominaga (2022-24)	465
9.	Cookie Belcher (1997-2001)	450
10.	Brian Conklin (2001-04)	407
	Tyronn Lue (1996-98)	407

3-POINT FG PCT. (min. 100 att.)

	3FG-Att.	Pct.	
1.	Brian Conklin (2001-04)	176-407	.432
2.	Cary Cochran (1999-2002)	268-630	.425
3.	Jay-R Strowbridge (2007-08)	50-122	.410
4.	Clifford Scales (1988-91)	45-110	.409
5.	Henry T. Buchanan (1987-88)	67-165	.406
6.	Chris Cresswell (1990-92)	103-261	.395
7.	Ryan Anderson (2007-10)	185-470	.394
8.	Marcus Perry (2006-07)	98-249	.394
9.	Eshaunte Jones (2010-2011)	68-172	.390
10.	Paul Velander (2006-09)	128-329	.389

FREE THROWS MADE

1.	Dave Hoppen (1983-86)	559
2.	Aleks Maric (2005-08)	448
3.	Jack Moore (1979-82)	446
4.	Shavon Shields (2013-16)	429
5.	Eric Piatkowski (1991-94)	380
6.	James Palmer Jr. (2018-19)	378
7.	Andre Smith (1978-81)	371
8.	Venson Hamilton (1996-99)	360
9.	Rich King (1988-91)	345
10.	Erick Strickland (1993-96)	337

FREE THROW ATTEMPTS

1.	Dave Hoppen (1983-86)	724
2.	Aleks Maric (2005-08)	679
3.	Venson Hamilton (1996-99)	590
4.	Shavon Shields (2013-16)	565
5.	Andre Smith (1978-81)	562
6.	Rich King (1988-91)	510
7.	James Palmer Jr. (2018-19)	503
8.	Jack Moore (1979-82)	495
9.	Eric Piatkowski (1991-94)	489
10.	Jerry Fort (1973-76)	486

FREE THROW PCT. (min. 200 att.)

	FT-FTA	Pct.	
1.	Jack Moore (1979-82)	446-495	.901
2.	Tom Baack (1966-68)	247-297	.832
3.	Brandon Richardson (2009-12)	230-278	.827
4.	Brandon Ubel (2010-13)	240-299	.803
5.	Brian Carr (1984-87)	230-287	.801
6.	Nate Johnson (2003-04)	186-233	.798
7.	Jamar Johnson (1992-94)	166-210	.790
	Bob Gratopp (1968-70)	316-400	.790
9.	Tyronn Lue (1996-98)	312-396	.788
10.	Charles Richardson Jr. (2004-07)	156-200	.780

REBOUNDS (since 1952)

1.	Venson Hamilton (1996-99)	1,080
2.	Aleks Maric (2005-08)	1,015
3.	Leroy Chalk (1969-71)	782
4.	Dave Hoppen (1983-86)	773
5.	Rich King (1988-91)	761
6.	Andre Smith (1978-81)	753
7.	Chuck Jura (1970-72)	740
8.	Carl McPipe (1976-79)	723
9.	John Turek (2002-05)	682
10.	Rex Ekwall (1955-57)	679

REBOUND AVG. (min. 400 rebounds)

	G	Reb.	Avg.	
1.	Rex Ekwall (1955-57)	65	679	10.4
2.	Leroy Chalk (1969-71)	76	782	10.3
3.	Chuck Jura (1970-72)	77	740	9.6
4.	Bill Johnson (1952-54)	65	569	9.5
5.	Tom Russell (1961-62)	49	432	8.8
6.	Herschell Turner (1958-60)	72	626	8.7
7.	Kimani Ffriend (2000-01)	58	492	8.5
8.	Aleks Maric (2005-08)	121	1,015	8.4
9.	Venson Hamilton (1996-99)	129	1,080	8.4
10.	Derrick Chandler (1992-93)	60	490	8.2

ASSISTS (since 1974)

1.	Brian Carr (1984-87)	682
2.	Cookie Belcher (1997-2001)	477
3.	Jaron Boone (1993-96)	446
4.	Tyronn Lue (1996-98)	432
5.	Erick Strickland (1993-96)	414
6.	Charles Richardson Jr. (2004-07)	399
7.	Glynn Watson Jr. (2016-19)	382
	Jack Moore (1979-82)	382
9.	Jamar Johnson (1992-94)	355
10.	Clifford Scales (1988-91)	354

STEALS (since 1978)

1.	Cookie Belcher (1997-2001)	353
2.	Erick Strickland (1993-96)	257
3.	Venson Hamilton (1996-99)	186
4.	Glynn Watson Jr. (2016-19)	177
	Clifford Scales (1988-91)	177
6.	Ryan Anderson (2007-10)	166
7.	Brian Carr (1984-87)	159
8.	Tyronn Lue (1996-98)	154
9.	Brandon Richardson (2009-12)	145
10.	Benny Parker (2013-16)	137
	Larry Florence (1997-2000)	137
	Glynn Watson Jr. (2016-18)	137

BLOCKED SHOTS (since 1978)

1.	Venson Hamilton (1996-99)	241
2.	Mikki Moore (1994-97)	236
3.	Rich King (1988-91)	183
4.	John Turek (2002-05)	163
5.	Kimani Ffriend (2000-01)	159
6.	Isaiah Roby (2017-19)	154
7.	Aleks Maric (2005-08)	145
8.	Derrick Chandler (1992-93)	144
9.	Wes Wilkinson (2003-06)	113
10.	Jorge Brian Diaz (2010-12)	110

GAMES PLAYED

1.	Glynn Watson Jr. (2016-19)	134
2.	Cookie Belcher (1997-2001)	131
3.	Benny Parker (2013-16)	130
4.	Venson Hamilton (1996-99)	129
5.	Sek Henry (2007-10)	128
6.	Tai Webster (2014-17)	127
	Terrance Badgett (1993-96)	127
	Erick Strickland (1993-96)	127
	Jaron Boone (1993-96)	127
10.	Brandon Ubel (2010-13)	125

GAMES STARTED

1.	Cookie Belcher (1997-2001)	129
2.	Glynn Watson Jr. (2016-19)	113
3.	Shavon Shields (2013-16)	112
4.	Dave Hoppen (1983-86)	111
5.	Larry Florence (1997-2000)	105
6.	Jaron Boone (1993-96)	102
7.	Ryan Anderson (2007-10)	101
8.	Sek Henry (2007-10)	99
	Aleks Maric (2005-08)	99
10.	Jake Muhleisen (2002-05)	98

SINGLE SEASON TEAM RECORDS

VICTORIES

1.	1991	26
2.	2024	23
3.	2018	22
	1983	22
	1978	22
	1920	22
7.	1996	21
	1987	21
9.	2008	20
	1999	20
	1998	20
	1966	20
	1994	20
	1993	20

LOSSES

1.	2020	25
2.	2022	22
3.	2021	20
4.	1963	19
	2000	19
	2003	19
	2017	19
	2021	19
9.	1964	18
	1988	18
	1990	18
	2010	18
	2012	18
	2013	18
	2015	18
	2016	18

SCORING AVERAGE

1.	1991	87.6
2.	1994	87.3
3.	1990	80.7
4.	1992	80.5
	1993	80.5
6.	1996	80.2
7.	1967	78.9
8.	1995	78.4
9.	1968	78.2
-	2024	77.6
10.	1966	77.2

FIELD GOALS MADE

1.	1991	1,081
2.	1996	1,007
3.	1994	956
4.	1989	936
5.	2019	916
6.	1993	908
7.	1995	907
8.	1987	904
9.	1997	895
10.	2024	885

FIELD GOALS ATTEMPTED

1.	1991	2,185
2.	2019	2,133
3.	1996	2,089
4.	2020	2,011
5.	1989	1,991
6.	1994	1,978
7.	2016	1,976
8.	1993	1,975
9.	1995	1,947
10.	1998	1,938

FIELD GOAL PERCENTAGE

1.	1984	514
2.	1983	513
3.	1985	512
4.	1986	511
5.	1980	508
6.	1971	505
7.	1991	495
8.	1981	490
9.	1978	489
10.	2001	487

3-POINT FG MADE

1.	2024	312
2.	2019	270
3.	2002	267
4.	2020	253
5.	2007	244
6.	2018	232
7.	2021	228
8.	2022	224
9.	2006	221
10.	2016	220

3-POINT FG ATTEMPTED

1.	2024	871
2.	2019	800
3.	2020	796
4.	2002	729
5.	2022	701
6.	2021	684
7.	2018	670
8.	2023	657
9.	2007	650
10.	2006	637

3-POINT FG PERCENTAGE

1.	2010	397
2.	2004	389
3.	2001	383
4.	2007	375
5.	1992	374
6.	1987	369
7.	2002	366
8.	1989	364
9.	2009	361
10.	1988	358
-	2024	358

FREE THROWS MADE

1.	1991	690
2.	1996	618
3.	1987	544
4.	1989	541
5.	1969	527
6.	1993	523
	1995	523
8.	2018	514
	1994	514
10.	2014	511

FREE THROWS ATTEMPTED

1.	1991	981
2.	1996	897
3.	1989	808
4.	1953	795
5.	1987	778
6.	1954	772

7.	1995	766
8.	1993	765
9.	2006	758
10.	1997	752

FREE THROW PERCENTAGE

1.	2012	766
2.	1968	765
-	2024	754
3.	1981	750
4.	1980	749
5.	1994	745
6.	1986	743
7.	1982	741
8.	2022	731
9.	2016	730
10.	1967	727

REBOUNDS

1.	1991	1,454
2.	1996	1,353
3.	1994	1,320
4.	1992	1,305
5.	1997	1,295
6.	1989	1,292
7.	1993	1,283
8.	2006	1,277
	2019	1,277
10.	1998	1,263

REBOUND AVERAGE

1.	1961	48.8
	1960	48.8
3.	1962	45.1
4.	1992	45.0
5.	1959	44.9
6.	1963	44.0
7.	1974	43.4
8.	1991	42.8
9.	1964	42.5
10.	1966	42.4

ASSISTS (since 1974)

1.	1991	696
2.	1985	615
3.	1996	608
4.	1989	592
5.	1994	581
6.	1995	572
7.	1986	558
8.	1983	555
9.	1993	540
	1992	540

FEWEST TURNS (since 1977)

1.	1982	302
2.	2002	317
3.	1981	318
4.	1985	339
5.	1986	341

MOST TURNS (since 1977)

1.	1996	627
2.	1991	610
3.	1999	597
4.	1997	585
5.	1989	580

BLOCKED SHOTS (since 1978)

1.	1997	202
2.	1996	185
3.	2018	183
4.	1992	169
5.	1991	165
6.	1999	158
7.	1998	156
8.	2019	151
	1995	151
10.	2000	145

STEALS (since 1978)

1.	1999	359
2.	1998	319
3.	1991	315
4.	1995	299
5.	1997	298
6.	1996	292
7.	2008	277
8.	1988	274
9.	1994	267
10.	2009	265

FEWEST POINTS ALLOWED, SEASON

1.	1950	1,233
2.	1949	1,322
3.	1951	1,345
4.	1948	1,356
5.	1953	1,432
6.	1958	1,478
7.	1959	1,504
8.	1955	1,508
9.	1960	1,516
10.	1957	1,519

FEWEST POINTS ALLOWED PER GAME

1.	1949	50.8
2.	1950	53.6
3.	1982	55.3
4.	1948	56.5
5.	1951	58.5
6.	1959	60.2
7.	2009	60.4
8.	2011	60.5
9.	2008	60.7
10.	1983	60.9

MOST POINTS ALLOWED, SEASON

1.	1991	2,977
2.	1996	2,643
3.	1988	2,578
4.	2022	2,513
5.	2020	2,499

MOST POINTS ALLOWED PER GAME

1.	1990	86.1
2.	1994	80.6
3.	2022	78.5
4.	1991	78.2
5.	2020	78.1



2023-24 Nebraska Men's Basketball Combined Team Statistics In Conference games

Game Records

Record	Overall	Home	Away	Neutral
ALL GAMES	12-8	10-0	2-8	0-0
CONFERENCE	12-8	10-0	2-8	0-0
NON-CONFERENCE	0-0	0-0	0-0	0-0

Score by Periods

Team	1st	2nd	OT	TOT
Nebraska	741	735	37	1513
Opponents	692	715	37	1444

Team Box Score

No.	Player				Total			3-Point			F-Throw		Rebounds									
		GP-GS	MIN	AVG	FG-FGA	FG%	3FG-3FGA	3FG%	FT-FTA	FT%	OFF	DEF	TOT	AVG	PF	DQ	A	TO	BLK	STL	PTS	AVG
30	TOMINAGA, Keisei	20-20	541:32	27.1	105-225	.467	47-123	.382	44-48	.917	5	37	42	2.1	30	0	27	25	0	14	301	15.1
3	WILLIAMS, Brice	20-20	625:27	31.3	77-174	.443	27-67	.403	58-73	.795	17	96	113	5.7	58	3	51	41	9	28	239	12.0
51	MAST, Rienk	20-20	616:49	30.8	93-220	.423	26-77	.338	26-33	.788	30	105	135	6.8	42	1	62	38	13	12	238	11.9
4	GARY, Juwan	17-14	484:00	28.5	75-148	.507	14-48	.292	32-49	.653	31	63	94	5.5	40	1	17	13	13	18	196	11.5
0	WILCHER, C.J.	20-0	378:21	18.9	55-123	.447	35-83	.422	23-23	1.000	5	22	27	1.4	27	0	18	23	2	10	168	8.4
53	ALLICK, Josiah	19-14	438:19	23.1	47-80	.588	6-12	.500	33-56	.589	30	62	92	4.8	47	1	23	18	8	10	133	7.0
10	LAWRENCE, Jamarques	20-12	457:06	22.9	50-113	.442	24-58	.414	16-19	.842	3	58	61	3.1	45	0	50	44	0	18	140	7.0
11	RICE, Eli	8-0	80:23	10.0	9-17	.529	3-7	.429	10-12	.833	2	13	15	1.9	5	0	3	2	2	1	31	3.9
1	HOIBERG, Sam	20-0	411:17	20.6	17-51	.333	7-25	.280	19-24	.792	10	51	61	3.1	41	0	42	13	1	18	60	3.0
21	DIOP, Matar	9-0	15:52	1.8	2-3	.667	1-1	1.000	0-0	.000	0	2	2	0.2	1	0	2	1	1	0	5	0.6
31	JACOBSEN, Cale	11-0	11:33	1.1	1-1	1.000	0-0	.000	0-0	.000	0	0	0	0.0	2	0	2	0	0	0	2	0.2
9	COLEMAN, Jarron	2-0	05:26	2.7	0-1	.000	0-1	.000	0-0	.000	0	0	0	0.0	2	0	0	0	0	0	0	0.0
35	BURT, Henry	3-0	03:31	1.2	0-1	.000	0-1	.000	0-0	.000	0	1	1	0.3	1	0	0	0	0	0	0	0.0
24	GRACE, Jeff	7-0	05:23	0.8	0-0	.000	0-0	.000	0-2	.000	0	1	1	0.1	1	0	1	1	0	0	0	0.0
Team											24	26	50				9					
Total		20	4075		531-1157	.459	190-503	.378	261-339	.770	157	537	694	34.7	342	6	298	228	49	129	1513	75.7
Opponents		20	4075		507-1218	.416	180-518	.347	250-375	.667	238	501	739	37.0	289	3	296	231	69	124	1444	72.2

Team Statistics

	NEBR	OPP
Scoring	1513	1444
Points per game	75.7	72.2
Scoring margin	+3.5	-
Field goals-att	531-1157	507-1218
Field goal pct	.459	.416
3 point fg-att	190-503	180-518
3-point FG pct	.378	.347
3-pt FG made per game	9.5	9.0
Free throws-att	261-339	250-375
Free throw pct	.770	.667
F-Throws made per game	13.1	12.5
Rebounds	694	739
Rebounds per game	34.7	37.0
Rebounding margin	-2.3	-
Assists	298	296
Assists per game	14.9	14.8
Turnovers	228	231
Turnovers per game	11.4	11.6
Turnover margin	+0.2	-
Assist/turnover ratio	1.3	1.3
Steals	129	124
Steals per game	6.5	6.2
Blocks	49	69
Blocks per game	2.5	3.5
Winning streak	2	-
Home win streak	10	-
Attendance	150193	117648
Home games-Avg/Game	10-15019	10-11765
Neutral site-Avg/Game	-	0-0

Team Results

Date	Opponent	Score	Att.
12/06/2023	at Minnesota	L 65-76	6899
12/10/2023	Michigan St.	W 77-70	14585
01/03/2024	Indiana	W 86-70	13446
01/06/2024	at Wisconsin	L 72-88	15055
01/09/2024	Purdue	W 88-72	14106
01/12/2024	at Iowa	L 76-94	9670
01/17/2024	at Rutgers	Lot 82-87	8000
01/20/2024	Northwestern	W 75-69	14977
01/23/2024	Ohio St.	W 83-69	14408
01/27/2024	at Maryland	L 51-73	15481
02/01/2024	Wisconsin	Wot 80-72	15318
02/04/2024	at Illinois	Lot 84-87	15544
02/07/2024	at Northwestern	L 68-80	5681
02/10/2024	Michigan	W 79-59	15828
02/17/2024	Penn St.	W 68-49	15751
02/21/2024	at Indiana	W 85-70	17222
02/25/2024	Minnesota	W 73-55	15920
02/29/2024	at Ohio St.	L 69-78	13090
03/03/2024	Rutgers	W 67-56	15854
03/10/2024	at Michigan	W 85-70	11006



2023-24 Nebraska Men's Basketball Combined Team Statistics All games

Game Records

Record	Overall	Home	Away	Neutral
ALL GAMES	23-10	18-1	3-8	2-1
CONFERENCE	12-8	10-0	2-8	0-0
NON-CONFERENCE	11-2	8-1	1-0	2-1

Score by Periods

Team	1st	2nd	OT	TOT
Nebraska	1286	1237	37	2560
Opponents	1103	1173	37	2313

Team Box Score

No.	Player				Total		3-Point		F-Throw		Rebounds											
		GP-GS	MIN	AVG	FG-FGA	FG%	3FG-3FGA	3FG%	FT-FTA	FT%	OFF	DEF	TOT	AVG	PF	DQ	A	TO	BLK	STL	PTS	AVG
30	TOMINAGA, Keisei	31-31	806:40	26.0	162-346	.468	71-191	.372	68-78	.872	8	64	72	2.3	41	0	44	36	0	29	463	14.9
3	WILLIAMS, Brice	33-33	977:17	29.6	136-307	.443	49-125	.392	110-131	.840	30	152	182	5.5	84	3	80	60	20	36	431	13.1
51	MAST, Rienk	31-31	921:40	29.7	146-338	.432	41-120	.342	55-66	.833	60	177	237	7.6	60	1	93	56	16	13	388	12.5
4	GARY, Juwan	27-19	732:37	27.1	119-240	.496	26-85	.306	52-77	.675	62	106	168	6.2	57	2	32	19	21	28	316	11.7
0	WILCHER, C.J.	32-2	579:24	18.1	86-191	.450	50-126	.397	31-33	.939	12	37	49	1.5	39	0	28	32	6	16	253	7.9
53	ALLICK, Josiah	32-26	753:42	23.6	77-140	.550	8-22	.364	65-102	.637	61	107	168	5.3	63	1	41	33	12	19	227	7.1
10	LAWRENCE, Jamarques	33-23	776:27	23.5	80-190	.421	36-99	.364	33-44	.750	9	97	106	3.2	69	0	84	66	1	27	229	6.9
11	RICE, Eli	17-0	170:33	10.0	19-46	.413	10-27	.370	23-32	.719	4	23	27	1.6	14	0	6	4	4	3	71	4.2
1	HOIBERG, Sam	33-0	658:07	19.9	37-97	.381	15-48	.313	26-38	.684	19	79	98	3.0	65	0	59	24	3	31	115	3.5
9	COLEMAN, Jarron	12-0	143:53	12.0	9-36	.250	4-22	.182	7-11	.636	1	19	20	1.7	11	0	27	17	1	3	29	2.4
21	DIOP, Matar	18-0	70:11	3.9	6-12	.500	1-2	.500	3-9	.333	4	12	16	0.9	11	0	5	6	3	3	16	0.9
31	JACOBSEN, Cale	19-0	53:14	2.8	5-10	.500	1-3	.333	3-6	.500	0	3	3	0.2	5	0	5	2	0	1	14	0.7
24	GRACE, Jeff	15-0	21:24	1.4	2-3	.667	0-0	.000	2-5	.400	2	1	3	0.2	2	0	2	1	0	0	6	0.4
35	BURT, Henry	7-0	09:50	1.4	1-2	.500	0-1	.000	0-2	.000	0	3	3	0.4	1	0	0	0	0	0	2	0.3
Team											47	53	100							11		
Total		33	6675		885-1958	.452	312-871	.358	478-634	.754	319	933	1252	37.9	522	7	506	367	87	209	2560	77.6
Opponents		33	6675		819-2065	.397	275-862	.319	400-572	.699	400	828	1228	37.2	530	10	432	379	119	206	2313	70.1

Team Statistics

	NEBR	OPP
Scoring	2560	2313
Points per game	77.6	70.1
Scoring margin	+7.5	-
Field goals-att	885-1958	819-2065
Field goal pct	.452	.397
3 point fg-att	312-871	275-862
3-point FG pct	.358	.319
3-pt FG made per game	9.5	8.3
Free throws-att	478-634	400-572
Free throw pct	.754	.699
F-Throws made per game	14.5	12.1
Rebounds	1252	1228
Rebounds per game	37.9	37.2
Rebounding margin	+0.7	-
Assists	506	432
Assists per game	15.3	13.1
Turnovers	367	379
Turnovers per game	11.1	11.5
Turnover margin	+0.4	-
Assist/turnover ratio	1.4	1.1
Steals	209	206
Steals per game	6.3	6.2
Blocks	87	119
Blocks per game	2.6	3.6
Winning streak	0	-
Home win streak	12	-
Attendance	277338	127854
Home games-Avg/Game	19-14597	11-11623
Neutral site-Avg/Game	-	3-9900

Team Results

Date	Opponent		Score	Att.
11/06/2023	Lindenwood	W	84-52	13478
11/09/2023	Florida A&M	W	81-54	13766
11/13/2023	Rider	W	64-50	13478
11/15/2023	Stony Brook	W	84-63	13614
11/18/2023	vs Oregon St.	W	84-63	2938
11/22/2023	Duquesne	W	89-79	14426
11/26/2023	Cal St. Fullerton	W	85-72	14171
12/03/2023	Creighton	L	60-89	15838
12/06/2023	at Minnesota	L	65-76	6899
12/10/2023	Michigan St.	W	77-70	14585
12/17/2023	at Kansas St.	W	62-46	10206
12/20/2023	North Dakota	W	83-75	13387
12/29/2023	South Carolina St.	W	91-62	14987
01/03/2024	Indiana	W	86-70	13446
01/06/2024	at Wisconsin	L	72-88	15055
01/09/2024	Purdue	W	88-72	14106
01/12/2024	at Iowa	L	76-94	9670
01/17/2024	at Rutgers	Lot	82-87	8000
01/20/2024	Northwestern	W	75-69	14977
01/23/2024	Ohio St.	W	83-69	14408
01/27/2024	at Maryland	L	51-73	15481
02/01/2024	Wisconsin	Wot	80-72	15318
02/04/2024	at Illinois	Lot	84-87	15544
02/07/2024	at Northwestern	L	68-80	5681
02/10/2024	Michigan	W	79-59	15828
02/17/2024	Penn St.	W	68-49	15751
02/21/2024	at Indiana	W	85-70	17222
02/25/2024	Minnesota	W	73-55	15920
02/29/2024	at Ohio St.	L	69-78	13090
03/03/2024	Rutgers	W	67-56	15854
03/10/2024	at Michigan	W	85-70	11006
03/15/2024	vs Indiana	W	93-66	12625
03/16/2024	vs Illinois	L	87-98	14138