

NCAA Gymnastics Score Sheet

Teams: Home *Univ. of Illinois

Visitor Ohio State Univ.

Date Apr 5, 2024 Place Univ of Illinois - State Farm Center Attendance 0

Name	D	1	2	3	4	5	nd	AVE
1 Evan Manivong 109	5.3	8.5	8.5					13.800
2 Amari Sewell 117	5.2	8.4	8.4					13.600
3 Michael Fletcher 106	5.4	7.9	7.7					13.200
4 Tate Costa 103	5.3	8.6	8.3					13.750
5 Connor McCool 111	5.7	8.5	8.4					14.150

Name	D	1	2	3	4	5	nd	AVE
1 Zach Snyder 419	5.6	7.9	8.3					-0.1 13.600
2 Jesse Pakele 415	5.5	7.9	8.0					13.450
3 Chase Davenport-Mill 405	5.4	8.0	8.1					13.450
4 Kazuki Hayashi 408	5.3	8.3	8.5					13.700
5 Kameron Nelson 412	5.7	7.6	8.0					13.500

Floor Score: 68.500 Running Score: 68.500

Floor Score: 67.700 Running Score: 67.700

1 Sebastian Ingersoll 108	5.3	8.3	8.5					13.700
2 Connor Micklos 112	5.2	8.6	8.6					13.800
3 Preston Ngai 114	5.2	8.9	8.8					14.050
4 Will Hauke 107	5.2	9.0	9.0					14.200
5 Brandon Dang 104	6.4	7.6	7.9					14.150

1 Kristian Grahovski 406	5.4	6.9	7.2					12.450
2 Tyler Rockwood 418	4.7	8.2	8.5					13.050
3 Michael Nguyen 413	4.8	8.4	8.4					13.200
4 Parker Thackston 421	6.0	7.9	8.2					14.050
5 Jesse Pakele 415	5.0	8.2	8.2					13.200

Pommel Score: 69.900 Running Score: 138.400

Pommel Score: 65.950 Running Score: 133.650

1 Ryan Vanichtheerano 120	4.5	8.6	8.8					13.200
2 Sebastian Ingersoll 108	4.3	8.0	7.6					12.100
3 Logan Myers 113	5.0	9.1	9.2					14.150
4 Ethan Boder 102	4.7	9.2	9.3					13.950
5 Ashton Anava 101	5.7	9.3	9.4					15.050

1 Arthur Ashton 402	5.0	8.4	8.6					13.500
2 Tyler Rockwood 418	4.3	7.9	7.8					12.150
3 Kameron Nelson 412	5.4	8.6	8.8					14.100
4 Donovan Hewitt 409	5.4	8.2	8.5					13.750
5 Jesse Pakele 415	5.1	8.4	8.1					13.350

Rings Score: 68.450 Running Score: 206.850

Rings Score: 66.850 Running Score: 200.500

1 Connor McCool 111	5.2	9.2	9.1					14.350
2 Preston Ngai 114	5.3	9.5	9.7					14.900
3 Evan Manivong 109	5.2	9.3	9.1				-0.1	14.300
4 Michael Fletcher 106	5.2	9.2	9.2					14.400
5 Amari Sewell 117	5.2	9.6	9.6					14.800

1 Chase Davenport-Mill 405	4.8	9.4	9.4					14.200
2 Kazuki Hayashi 408	5.2	9.5	9.3					14.600
3 Zach Snyder 419	5.3	9.3	9.1					-0.1 14.400
4 Kameron Nelson 412	5.2	9.5	9.4					14.650
5 Justin Ciccone 404	5.2	9.2	9.2					14.400

Vault Score: 72.750 Running Score: 279.600

Vault Score: 72.250 Running Score: 272.750

1 Connor Micklos 112	4.6	9.0	9.1					13.650
2 Logan Myers 113	4.6	9.0	8.9					13.550
3 Tate Costa 103	4.8	9.2	9.0					13.900
4 Will Hauke 107	4.9	9.3	9.3					14.200
5 Michael Fletcher 106	5.0	9.1	9.1					14.100

1 Jakob Murray 411	5.0	8.9	9.1					14.000
2 Kristian Grahovski 406	4.9	6.8	7.2					11.900
3 Kazuki Hayashi 408	5.0	8.7	8.9					13.800
4 Tyler Rockwood 418	5.5	8.2	8.5					13.850
5 Caden Spencer 420	5.0	8.9	9.0					13.950

P. Bar Score: 69.400 Running Score: 349.000

P. Bar Score: 67.500 Running Score: 340.250

1 Evan Manivong 109	4.4	9.0	8.8					13.300
2 Logan Myers 113	5.0	7.0	7.2					12.100
3 Sebastian Ingersoll 108	4.8	8.8	9.0					13.700
4 Tate Costa 103	4.9	7.8	8.0					12.800
5 Ryan Vanichtheerano 120	4.6	8.3	8.2					12.850

1 Parker Thackston 421	4.8	8.8	8.9					13.650
2 Jacob Harmon 407	5.1	8.0	7.7					12.950
3 Chase Davenport-Mill 405	4.7	7.8	8.2					12.700
4 Kazuki Hayashi 408	5.5	8.1	8.3					13.700
5 Caden Spencer 420	4.9	8.4	8.4					13.300

H. Bar Score: 64.750 Running Score: 413.750

H. Bar Score: 66.300 Running Score: 406.550

Final Team Score: **413.750**

Final Team Score: **406.550**

All-Arounders

All-Arounders

FX	Costa											
PH	13.750											
SR	12.800											
VT	13.000											
PB	13.700											
HB	13.900											
AA	12.800											
	79.950											

Judge's Signatures * FX Nate Dodson * PH Adam Hattersley * SR Paul Evatt * VT Ed Yakachev * PB Billy Callahan * HB Francisco Rodriguez

* Head Judge Ben Anderson, Larry Byerly Tyler Ari, Tanner Dowell Dave Eppert, Russ Young Justin Kreit, Tony Mason Jonathan Conrad, Michael Kramer Mike Burns, Dave Contreras

Coach's Signature _____ Coach's Signature _____

NCAA Gymnastics Score Sheet

Teams: Home Univ. of Nebraska Visitor _____

Date Apr 5, 2024 Place Univ of Illinois - State Farm Center Attendance 0

		Name	D	1	2	3	4	5	nd	AVE			Name	D	1	2	3	4	5	nd	AVE	
FLOOR	1	Toby Liang	310	5.3	8.2	8.1				13.450												
	2	Luke James	308	5.7	8.1	8.1				13.800												
	3	Chase Mondt	311	5.4	8.3	8.6				13.850												
	4	Sam Phillips	317	5.5	8.2	8.4			-0.2	13.600												
	5	Taylor Christopoulos	301	5.9	8.7	8.5				14.500												

Floor Score: 69.200 Running Score: 69.200 Floor Score: 0.000 Running Score: 0.000

POMMEL	1	Nathan York	320	5.3	8.2	8.4				13.600											
	2	Travis Wong	319	5.3	7.1	7.5				12.600											
	3	Yanni Chronopoulos	302	5.2	7.7	7.7				12.900											
	4	Cooper Giles	306	5.6	8.6	8.6				14.200											
	5	Taylor Christopoulos	301	5.3	7.4	7.1				12.550											

Pommel Score: 65.850 Running Score: 135.050 Pommel Score: 0.000 Running Score: 0.000

RINGS	1	James Friedman	305	4.9	8.7	8.6				13.550											
	2	Travis Wong	319	5.0	8.8	8.7				13.750											
	3	Asher Cohen	303	5.2	8.8	8.7				13.950											
	4	Chris Hiser	307	5.5	7.8	8.2				13.500											
	5	Sam Phillips	317	4.7	9.2	9.0				13.800											

Rings Score: 68.550 Running Score: 203.600 Rings Score: 0.000 Running Score: 0.000

VAULT	1	Chase Mondt	311	5.2	9.4	9.1				14.450											
	2	Luke James	308	5.2	9.1	9.0				14.250											
	3	Sam Phillips	317	5.2	8.8	8.8				14.000											
	4	Zachary Tideman	318	5.2	8.1	8.2			-0.1	13.250											
	5	Taylor Christopoulos	301	5.2	9.4	9.4				14.600											

Vault Score: 70.550 Running Score: 274.150 Vault Score: 0.000 Running Score: 0.000

PBAR	1	James Friedman	305	4.8	8.0	8.3				12.950											
	2	Cole Partridge	315	5.0	8.8	8.8				13.800											
	3	Asher Cohen	303	5.0	7.4	7.8				12.600											
	4	Sam Phillips	317	5.3	7.3	7.6				12.750											
	5	Taylor Christopoulos	301	5.2	8.7	8.9				14.000											

P. Bar Score: 66.100 Running Score: 340.250 P. Bar Score: 0.000 Running Score: 0.000

HBAR	1	Max Odden	314	4.8	8.9	8.9				13.700											
	2	Cole Partridge	315	5.0	8.2	8.5				13.350											
	3	Zachary Tideman	318	4.8	8.1	8.2				12.950											
	4	Sam Phillips	317	5.4	7.5	7.9				13.100											
	5	Taylor Christopoulos	301	5.0	8.9	9.1				14.000											

H. Bar Score: 67.100 Running Score: 407.350 H. Bar Score: 0.000 Running Score: 0.000

Final Team Score: 407.350

Final Team Score: 0.000

All-Arounders

All-Arounders

	Christopoulos	Phillips								
FX	14.500	13.600								
PH	12.550	11.600								
SR	13.450	13.800								
VT	14.600	14.000								
PB	14.000	12.750								
HB	14.000	13.100								
AA	83.100	78.850								

Judge's Signatures * FX Nate Dodson * PH Adam Hattersley * SR Paul Evrat * VT Ed Yakachev * PB Billy Callahan * HB Francisco Rodriguez

* Head Judge Ben Anderson, Larry Byerly PH Tyler Ari, Tanner Dowell SR Dave Eppert, Russ Young VT Justin Kreit, Tony Mason PB Jonathan Conrad, Michael Kramer HB Mike Burns, Dave Contreras

Coach's Signature _____ Coach's Signature _____







2024 Big Ten Championships

Team Results

Men / 10

Apr 5, 2024

Session: 1







Rank	Gym	Team	Score						
1	Michigan	X	418.100	68.950	66.350	69.850	73.300	71.050	68.600
				2	2	1	1	1	1
	211 Paul Juda			14.750	14.050		15.050		13.100
	202 Landen Blixt			14.450	13.800		15.000	13.750	
	219 Fred Richard			13.950	12.800	14.350	14.450	14.750	13.600
	203 Crew Bold			13.650				14.600	14.100
	223 David Wolma			12.150			14.400		
	206 Zach Granados				13.200				
	204 Kevin Chow				12.500				
	217 Rithik Puri					14.000			
	218 Chris Read					13.950			
	216 Akshay Puri					13.900			
	201 Javier Alfonso					13.650			
	214 Lais Najjar						14.400		
	220 Evgeny Siminiuc							14.500	14.100
	213 Logan McKeown							13.450	
	215 Robert Noll								13.700
2	Illinois	X	413.750	68.500	69.900	68.450	72.750	69.400	64.750
				3	1	3	2	2	5
	111 Connor McCool			14.150			14.350		
	109 Evan Manivong			13.800			14.300		13.300
	103 Tate Costa			13.750				13.900	12.800
	117 Amari Sewell			13.600			14.800		
	106 Michael Fletcher			13.200			14.400	14.100	
	107 Will Hauke				14.200			14.200	
	104 Brandon Dang				14.150				
	114 Preston Ngai				14.050		14.900		
	112 Connor Micklos				13.800			13.650	
	108 Sebastian Ingersoll				13.700	12.100			13.700
	101 Ashton Anaya					15.050			
	113 Logan Myers					14.150		13.550	12.100
	102 Ethan Boder					13.950			
	120 Ryan Vanichtheeranont					13.200			12.850

2024 Big Ten Championships

Team Results

Men / 10
Session: 1

Apr 5, 2024







Rank	Gym	Team	Score						
3	Nebraska	X	407.350	69.200	65.850	68.550	70.550	66.100	67.100
				1	4	2	4	5	2
	301	Taylor Christophulos	14.500	12.550		14.600	14.000	14.000	
	311	Chase Mondl	13.850			14.450			
	308	Luke James	13.800			14.250			
	317	Sam Phillips	13.600		13.800	14.000	12.750	13.100	
	310	Toby Liang	13.450						
	306	Cooper Giles		14.200					
	320	Nathan York		13.600					
	302	Yanni Chronopoulos		12.900					
	319	Travis Wong		12.600	13.750				
	303	Asher Cohen			13.950		12.600		
	305	James Friedman			13.550		12.950		
	307	Chris Hiser			13.500				
	318	Zachary Tideman					13.250		12.950
	315	Cole Partridge						13.800	13.350
	314	Max Odden							13.700
4	Ohio State	X	406.550	67.700	65.950	66.850	72.250	67.500	66.300
				4	3	5	3	4	3T
	408	Kazuki Hayashi	13.700				14.600	13.800	13.700
	419	Zach Snyder	13.600				14.400		
	412	Kameron Nelson	13.500			14.100	14.650		
	405	Chase Davenport-Mills	13.450				14.200		12.700
	415	Jesse Pakele	13.450	13.200	13.350				
	421	Parker Thackston		14.050					13.650
	413	Michael Nguyen		13.200					
	418	Tyler Rockwood		13.050	12.150			13.850	
	406	Kristian Grahovski		12.450				11.900	
	409	Donovan Hewitt				13.750			
	402	Arthur Ashton				13.500			
	404	Justin Ciccone					14.400		
	411	Jakob Murray						14.000	
	420	Caden Spencer						13.950	13.300
	407	Jacob Harmon							12.950

2024 Big Ten Championships

Team Results

Apr 5, 2024

Men / 10
Session: 1

Rank	Gym	Team	Score						
5	Penn State	X	404.050	66.950	64.150	68.250	70.500	67.900	66.300
				5	5	4	5	3	3T
	510	Josh Karnes		14.000	13.500	13.300	14.000	15.100	13.100
	502	Michael Artlip		13.900	12.700		14.550	12.950	12.250
	506	Luke Esparo		13.450		13.800			
	508	Kacper Garnczarek		13.000				13.950	13.550
	507	Will Fleck		12.600					
	515	Landon Simpson			13.250		14.350	11.800	
	509	Michael Jaroh			12.600	13.750	13.050	14.100	13.800
	505	Ethan Dick			12.100				
	516	Matthew Underhill				14.150	14.550		
	517	Nathaniel Warren				13.250			
	511	Akseli Karsikas							13.600







2024 Big Ten Championships

Event Results - AA

Apr 5, 2024

Page: 1
Printed: 4/5/2024 9:23 PM

Men / 10
Session: 1

Rank	Num	Name	Gym							AA
1	219	Fred Richard	Michigan	13.950	12.800	14.350	14.450	14.750	13.600	83.900
2	301	Taylor Christopoulos	Nebraska	14.500	12.550	13.450	14.600	14.000	14.000	83.100
3	510	Josh Karnes	Penn State	14.000	13.500	13.300	14.000	15.100	13.100	83.000
4	509	Michael Jaroh	Penn State	13.050	12.600	13.750	13.050	14.100	13.800	80.350
5	103	Tate Costa	Illinois	13.750	12.800	13.000	13.700	13.900	12.800	79.950
6	502	Michael Artlip	Penn State	13.900	12.700	12.750	14.550	12.950	12.250	79.100
7	317	Sam Phillips	Nebraska	13.600	11.600	13.800	14.000	12.750	13.100	78.850

2024 Big Ten Championships

Event Results - Floor

Apr 5, 2024

Page: 1
Printed: 4/5/2024 9:23 PM

Men / 10
Session: 1



Rank	Num	Name	Gym	Diff	Exec	ND	Score	Out
1	211	Paul Juda	Michigan	5.900	8.850	..	14.750	0.000
2	301	Taylor Christopoulos	Nebraska	5.900	8.600	..	14.500	0.250
3	202	Landen Blixt	Michigan	5.600	8.850	..	14.450	0.300
4	111	Connor McCool	Illinois	5.700	8.450	..	14.150	0.600
5	510	Josh Karnes	Penn State	5.400	8.600	..	14.000	0.750
6	219	Fred Richard	Michigan	5.900	8.050	..	13.950	0.800
7	502	Michael Artlip	Penn State	5.200	8.700	..	13.900	0.850
8	311	Chase Mondi	Nebraska	5.400	8.450	..	13.850	0.900
9T	109	Evan Manivong	Illinois	5.300	8.500	..	13.800	0.950
9T	308	Luke James	Nebraska	5.700	8.100	..	13.800	0.950
11	103	Tate Costa	Illinois	5.300	8.450	..	13.750	1.000
12	408	Kazuki Hayashi	Ohio State	5.300	8.400	..	13.700	1.050
13	203	Crew Bold	Michigan	5.500	8.150	..	13.650	1.100
14T	117	Amari Sewell	Illinois	5.200	8.400	..	13.600	1.150
14T	317	Sam Phillips	Nebraska	5.500	8.300	-0.2	13.600	1.150
14T	419	Zach Snyder	Ohio State	5.600	8.100	-0.1	13.600	1.150
17	412	Kameron Nelson	Ohio State	5.700	7.800	..	13.500	1.250
18T	310	Toby Liang	Nebraska	5.300	8.150	..	13.450	1.300
18T	405	Chase Davenport-Mills	Ohio State	5.400	8.050	..	13.450	1.300
18*	506	Luke Esparo	Penn State	5.500	7.950	..	13.450	1.300
18*	415	Jesse Pakele	Ohio State	5.500	7.950	..	13.450	1.300
22	106	Michael Fletcher	Illinois	5.400	7.800	..	13.200	1.550
23	509	Michael Jaroh	Penn State	4.800	8.250	..	13.050	1.700
24	508	Kacper Garnczarek	Penn State	5.300	7.800	-0.1	13.000	1.750
25	507	Will Fleck	Penn State	4.900	7.700	..	12.600	2.150
26	223	David Wolma	Michigan	5.300	6.850	..	12.150	2.600

2024 Big Ten Championships

Event Results - Pommel

Apr 5, 2024

Page: 1
Printed: 4/5/2024 9:23 PM

Men / 10
Session: 1



Rank	Num	Name	Gym	Diff	Exec	ND	Score	Out
1T	107	Will Hauke	Illinois	5.200	9.000	..	14.200	0.000
1T	306	Cooper Giles	Nebraska	5.600	8.600	..	14.200	0.000
3	104	Brandon Dang	Illinois	6.400	7.750	..	14.150	0.050
4T	114	Preston Ngai	Illinois	5.200	8.850	..	14.050	0.150
4T	211	Paul Juda	Michigan	5.300	8.750	..	14.050	0.150
4T	421	Parker Thackston	Ohio State	6.000	8.050	..	14.050	0.150
7T	202	Landen Blixt	Michigan	5.000	8.800	..	13.800	0.400
7T	112	Connor Micklos	Illinois	5.200	8.600	..	13.800	0.400
9	108	Sebastian Ingersoll	Illinois	5.300	8.400	..	13.700	0.500
10	320	Nathan York	Nebraska	5.300	8.300	..	13.600	0.600
11	510	Josh Karnes	Penn State	5.300	8.200	..	13.500	0.700
12	515	Landon Simpson	Penn State	5.200	8.050	..	13.250	0.950
13T	413	Michael Nguyen	Ohio State	4.800	8.400	..	13.200	1.000
13T	415	Jesse Pakele	Ohio State	5.000	8.200	..	13.200	1.000
13T	206	Zach Granados	Michigan	5.300	7.900	..	13.200	1.000
16	418	Tyler Rockwood	Ohio State	4.700	8.350	..	13.050	1.150
17	302	Yanni Chronopoulos	Nebraska	5.200	7.700	..	12.900	1.300
18T	103	Tate Costa	Illinois	5.000	7.800	..	12.800	1.400
18T	219	Fred Richard	Michigan	5.500	7.300	..	12.800	1.400
20	502	Michael Artlip	Penn State	4.400	8.300	..	12.700	1.500
21T	509	Michael Jaroh	Penn State	5.000	7.600	..	12.600	1.600
21T	319	Travis Wong	Nebraska	5.300	7.300	..	12.600	1.600
23	301	Taylor Christopoulos	Nebraska	5.300	7.250	..	12.550	1.650
24	204	Kevin Chow	Michigan	5.300	7.200	..	12.500	1.700
25	406	Kristian Grahovski	Ohio State	5.400	7.050	..	12.450	1.750
26	505	Ethan Dick	Penn State	5.000	7.100	..	12.100	2.100
27	317	Sam Phillips	Nebraska	4.300	7.300	..	11.600	2.600

2024 Big Ten Championships

Event Results - Rings

Apr 5, 2024

Page: 1
Printed: 4/5/2024 9:23 PM

Men / 10
Session: 1



Rank	Num	Name	Gym	Diff	Exec	ND	Score	Out
1	101	Ashton Anaya	Illinois	5.700	9.350	..	15.050	0.000
2	219	Fred Richard	Michigan	5.300	9.050	..	14.350	0.700
3T	113	Logan Myers	Illinois	5.000	9.150	..	14.150	0.900
3T	516	Matthew Underhill	Penn State	5.500	8.650	..	14.150	0.900
5	412	Kameron Nelson	Ohio State	5.400	8.700	..	14.100	0.950
6	217	Rithik Puri	Michigan	5.200	8.800	..	14.000	1.050
7T	102	Ethan Boder	Illinois	4.700	9.250	..	13.950	1.100
7T	303	Asher Cohen	Nebraska	5.200	8.750	..	13.950	1.100
7T	218	Chris Read	Michigan	5.300	8.650	..	13.950	1.100
10	216	Akshay Puri	Michigan	5.100	8.800	..	13.900	1.150
11T	317	Sam Phillips	Nebraska	4.700	9.100	..	13.800	1.250
11T	506	Luke Esparo	Penn State	5.000	8.800	..	13.800	1.250
13*	509	Michael Jaroh	Penn State	5.000	8.750	..	13.750	1.300
13*	319	Travis Wong	Nebraska	5.000	8.750	..	13.750	1.300
13T	409	Donovan Hewitt	Ohio State	5.400	8.350	..	13.750	1.300
16	201	Javier Alfonso	Michigan	5.900	7.750	..	13.650	1.400
17	305	James Friedman	Nebraska	4.900	8.650	..	13.550	1.500
18T	402	Arthur Ashton	Ohio State	5.000	8.500	..	13.500	1.550
18T	307	Chris Hiser	Nebraska	5.500	8.000	..	13.500	1.550
20	301	Taylor Christopoulos	Nebraska	4.900	8.550	..	13.450	1.600
21	415	Jesse Pakele	Ohio State	5.100	8.250	..	13.350	1.700
22	510	Josh Karnes	Penn State	4.900	8.400	..	13.300	1.750
23	517	Nathaniel Warren	Penn State	4.800	8.450	..	13.250	1.800
24	120	Ryan Vanichtheeranont	Illinois	4.500	8.700	..	13.200	1.850
25	103	Tate Costa	Illinois	4.100	8.900	..	13.000	2.050
26	502	Michael Artlip	Penn State	4.200	8.550	..	12.750	2.300
27	418	Tyler Rockwood	Ohio State	4.300	7.850	..	12.150	2.900
28	108	Sebastian Ingersoll	Illinois	4.300	7.800	..	12.100	2.950

2024 Big Ten Championships

Event Results - Vault

Apr 5, 2024

Page: 1
Printed: 4/5/2024 9:23 PM

Men / 10
Session: 1



Rank	Num	Name	Gym	Diff	Exec	ND	Score	Out
1	211	Paul Juda	Michigan	5.300	9.750	..	15.050	0.000
2	202	Landen Blixt	Michigan	5.300	9.700	..	15.000	0.050
3	114	Preston Ngai	Illinois	5.300	9.600	..	14.900	0.150
4	117	Amari Sewell	Illinois	5.200	9.600	..	14.800	0.250
5	412	Kameron Nelson	Ohio State	5.200	9.450	..	14.650	0.400
6*	408	Kazuki Hayashi	Ohio State	5.200	9.400	..	14.600	0.450
6*	301	Taylor Christopoulos	Nebraska	5.200	9.400	..	14.600	0.450
8T	516	Matthew Underhill	Penn State	5.300	9.350	-0.1	14.550	0.500
8T	502	Michael Artlip	Penn State	5.200	9.350	..	14.550	0.500
10*	311	Chase Mondie	Nebraska	5.200	9.250	..	14.450	0.600
10*	219	Fred Richard	Michigan	5.200	9.250	..	14.450	0.600
12T	214	Lais Najjar	Michigan	4.900	9.500	..	14.400	0.650
12T	419	Zach Snyder	Ohio State	5.300	9.200	-0.1	14.400	0.650
12*	404	Justin Ciccone	Ohio State	5.200	9.200	..	14.400	0.650
12*	106	Michael Fletcher	Illinois	5.200	9.200	..	14.400	0.650
12*	223	David Wolma	Michigan	5.200	9.200	..	14.400	0.650
17*	515	Landon Simpson	Penn State	5.200	9.150	..	14.350	0.700
17*	111	Connor McCool	Illinois	5.200	9.150	..	14.350	0.700
19	109	Evan Manivong	Illinois	5.200	9.200	-0.1	14.300	0.750
20	308	Luke James	Nebraska	5.200	9.050	..	14.250	0.800
21	405	Chase Davenport-Mills	Ohio State	4.800	9.400	..	14.200	0.850
22*	510	Josh Karnes	Penn State	5.200	8.800	..	14.000	1.050
22*	317	Sam Phillips	Nebraska	5.200	8.800	..	14.000	1.050
24	103	Tate Costa	Illinois	4.400	9.300	..	13.700	1.350
25	318	Zachary Tideman	Nebraska	5.200	8.150	-0.1	13.250	1.800
26	509	Michael Jaroh	Penn State	5.200	8.150	-0.3	13.050	2.000

2024 Big Ten Championships

Event Results - P Bars

Apr 5, 2024

Page: 1
Printed: 4/5/2024 9:23 PM

Men / 10
Session: 1



Rank	Num	Name	Gym	Diff	Exec	ND	Score	Out
1	510	Josh Karnes	Penn State	6.100	9.000	..	15.100	0.000
2	219	Fred Richard	Michigan	5.900	8.850	..	14.750	0.350
3	203	Crew Bold	Michigan	5.700	8.900	..	14.600	0.500
4	220	Evgeny Siminiuc	Michigan	5.700	8.800	..	14.500	0.600
5	107	Will Hauke	Illinois	4.900	9.300	..	14.200	0.900
6T	106	Michael Fletcher	Illinois	5.000	9.100	..	14.100	1.000
6T	509	Michael Jaroh	Penn State	5.200	8.900	..	14.100	1.000
8T	411	Jakob Murray	Ohio State	5.000	9.000	..	14.000	1.100
8T	301	Taylor Christopulos	Nebraska	5.200	8.800	..	14.000	1.100
10T	420	Caden Spencer	Ohio State	5.000	8.950	..	13.950	1.150
10T	508	Kacper Garnczarek	Penn State	5.100	8.850	..	13.950	1.150
12	103	Tate Costa	Illinois	4.800	9.100	..	13.900	1.200
13	418	Tyler Rockwood	Ohio State	5.500	8.350	..	13.850	1.250
14*	408	Kazuki Hayashi	Ohio State	5.000	8.800	..	13.800	1.300
14*	315	Cole Partridge	Nebraska	5.000	8.800	..	13.800	1.300
16	202	Landen Blixt	Michigan	5.200	8.550	..	13.750	1.350
17	112	Connor Micklos	Illinois	4.600	9.050	..	13.650	1.450
18	113	Logan Myers	Illinois	4.600	8.950	..	13.550	1.550
19	213	Logan McKeown	Michigan	5.400	8.050	..	13.450	1.650
20T	502	Michael Artlip	Penn State	4.300	8.650	..	12.950	2.150
20T	305	James Friedman	Nebraska	4.800	8.150	..	12.950	2.150
22	317	Sam Phillips	Nebraska	5.300	7.450	..	12.750	2.350
23	303	Asher Cohen	Nebraska	5.000	7.600	..	12.600	2.500
24	406	Kristian Grahovski	Ohio State	4.900	7.000	..	11.900	3.200
25	515	Landon Simpson	Penn State	4.800	7.000	..	11.800	3.300

2024 Big Ten Championships

Event Results - H Bar

Apr 5, 2024

Page: 1
Printed: 4/5/2024 9:23 PM

Men / 10
Session: 1



Rank	Num	Name	Gym	Diff	Exec	ND	Score	Out
1T	220	Evgeny Siminiuc	Michigan	5.300	8.800	..	14.100	0.000
1T	203	Crew Bold	Michigan	5.500	8.600	..	14.100	0.000
3	301	Taylor Christopoulos	Nebraska	5.000	9.000	..	14.000	0.100
4	509	Michael Jaroh	Penn State	5.200	8.600	..	13.800	0.300
5T	215	Robert Noll	Michigan	4.700	9.000	..	13.700	0.400
5*	314	Max Odden	Nebraska	4.800	8.900	..	13.700	0.400
5*	108	Sebastian Ingersoll	Illinois	4.800	8.900	..	13.700	0.400
5T	408	Kazuki Hayashi	Ohio State	5.500	8.200	..	13.700	0.400
9	421	Parker Thackston	Ohio State	4.800	8.850	..	13.650	0.450
10T	511	Akseli Karsikas	Penn State	5.100	8.500	..	13.600	0.500
10T	219	Fred Richard	Michigan	5.600	8.000	..	13.600	0.500
12	508	Kacper Garnczarek	Penn State	4.700	8.850	..	13.550	0.550
13	315	Cole Partridge	Nebraska	5.000	8.350	..	13.350	0.750
14T	109	Evan Manivong	Illinois	4.400	8.900	..	13.300	0.800
14T	420	Caden Spencer	Ohio State	4.900	8.400	..	13.300	0.800
16T	211	Paul Juda	Michigan	5.000	8.100	..	13.100	1.000
16T	510	Josh Karnes	Penn State	5.300	7.800	..	13.100	1.000
16T	317	Sam Phillips	Nebraska	5.400	7.700	..	13.100	1.000
19T	318	Zachary Tiderman	Nebraska	4.800	8.150	..	12.950	1.150
19T	407	Jacob Harmon	Ohio State	5.100	7.850	..	12.950	1.150
21	120	Ryan Vanichtheeranont	Illinois	4.600	8.250	..	12.850	1.250
22	103	Tate Costa	Illinois	4.900	7.900	..	12.800	1.300
23	405	Chase Davenport-Mills	Ohio State	4.700	8.000	..	12.700	1.400
24	502	Michael Artlip	Penn State	4.500	7.750	..	12.250	1.850
25	113	Logan Myers	Illinois	5.000	7.100	..	12.100	2.000