

NCAA Gymnastics Score Sheet

Teams: Home California

Visitor Greenville

Date Apr 19, 2024

Place Covelli Center

Attendance 0

Name	D	1	2	3	4	5	nd	AVE
1 Khalen Curry	304	4.8	9.0	9.2	9.2	9.1	9.1	13.933
2 Yu-Chen Lee	309	4.8	8.3	7.9	8.3	8.0	8.0	12.900
3 Theodor Gadderud	305	5.3	7.7	8.1	7.7	7.5	7.7	13.000
4 Tyler Shimizu	318	5.3	8.6	8.4	8.6	8.7	8.6	13.900
5 Noah Newfeld	312	5.1	8.1	8.1	8.4	7.8	8.2	13.233

Name	D	1	2	3	4	5	nd	AVE
1 Aiden Nielson	417	4.7	8.8	8.7	8.6	8.3	8.6	13.333
2 Jaxon Clapper	407	4.8	8.5	8.5	8.8	8.5	8.8	13.400
3 Charles Kramer	414	5.0	8.4	8.3	8.7	9.0	8.7	13.600
4 Mac Pollock	418	4.7	8.8	8.8	8.8	8.9	8.7	13.500
5 Zach Connelly	408	5.2	8.2	8.7	8.6	8.5	8.3	13.666

Floor Score: **66.966** Running Score: **66.966**

Floor Score: **67.499** Running Score: **67.499**

Name	D	1	2	3	4	5	nd	AVE
1 Tyler Shimizu	318	5.1	7.4	7.6	7.2	7.2	7.5	12.466
2 Jasper Smith-Gordon	319	4.9	8.6	8.3	8.4	8.1	8.5	13.300
3 Noah Newfeld	312	5.5	8.2	7.6	8.1	8.0	7.8	13.466
4 Noah Sano	315	5.1	7.9	7.8	8.0	7.9	7.8	12.966
5 Aidan Li	310	5.8	9.2	9.1	8.9	8.8	9.0	14.800

Name	D	1	2	3	4	5	nd	AVE
1 Koby Cantu	406	4.0	8.5	8.8	8.7	8.6	8.7	12.666
2 Henry Silva	422	4.3	8.4	8.4	8.5	8.4	8.6	12.733
3 Matthew Roth	421	3.4	8.2	8.2	7.8	7.8	7.9	-3.0 8.366
4 Landon Benas	404	5.0	9.0	9.0	8.7	8.5	8.5	13.733
5 Jacob Foster	413	4.5	9.0	8.8	9.1	8.8	9.0	13.433

Pommel Score: **66.998** Running Score: **133.964**

Pommel Score: **60.931** Running Score: **128.430**

Name	D	1	2	3	4	5	nd	AVE
1 Jaxon Mitchell	311	5.1	8.6	8.0	8.7	8.6	8.4	13.633
2 Darren Wong	322	4.6	8.7	8.5	8.6	8.3	8.4	13.100
3 Noah Newfeld	312	5.0	8.4	8.3	8.4	8.3	8.5	13.366
4 Theodor Gadderud	305	4.8	8.5	8.5	8.6	8.8	8.3	13.333
5 Chris Scales	316	5.4	8.3	8.2	8.8	8.7	8.5	13.900

Name	D	1	2	3	4	5	nd	AVE
1 Ethan Poole	419	3.9	9.1	9.1	9.1	9.3	9.2	13.033
2 Mac Pollock	418	3.8	7.9	8.1	8.0	8.0	8.4	11.833
3 Sergey Popov	420	3.9	8.9	8.9	8.8	8.4	8.5	12.633
4 Landon Benas	404	4.1	8.5	8.6	8.9	8.0	8.4	12.600
5 Jacob Foster	413	3.6	8.7	8.4	8.5	8.8	9.0	12.266

Rings Score: **67.332** Running Score: **201.296**

Rings Score: **62.365** Running Score: **190.795**

Name	D	1	2	3	4	5	nd	AVE
1 Darren Wong	322	4.8	9.5	9.3	9.5	9.5	9.2	14.233
2 Theodor Gadderud	305	4.8	9.3	9.1	9.3	9.0	9.3	14.033
3 Tyler Shimizu	318	4.8	9.1	8.9	9.1	9.3	9.4	13.966
4 Khalen Curry	304	5.3	9.2	9.4	9.5	9.5	9.5	14.766
5 Jasper Smith-Gordon	319	5.2	9.3	9.3	9.4	9.4	9.4	14.566

Name	D	1	2	3	4	5	nd	AVE
1 Landon Benas	404	4.8	9.0	8.9	8.9	9.2	9.3	13.833
2 Koby Cantu	406	4.8	8.9	8.5	9.0	9.0	9.0	13.766
3 Beau Bice	405	5.2	9.0	9.1	9.1	9.3	9.2	14.333
4 Jaxon Clapper	407	4.8	9.1	8.9	9.1	9.2	9.4	13.933
5 Logan Watterson	423	5.2	9.2	9.2	9.4	9.4	9.3	14.500

Vault Score: **71.564** Running Score: **272.860**

Vault Score: **70.365** Running Score: **261.160**

Name	D	1	2	3	4	5	nd	AVE
1 Tyler Shimizu	318	4.7	8.5	8.4	8.7	8.6	8.3	13.200
2 Darren Wong	322	4.9	8.9	8.9	9.1	8.9	8.9	13.800
3 Theodor Gadderud	305	5.1	8.5	8.4	8.5	8.8	8.8	13.700
4 Noah Newfeld	312	5.2	8.9	8.8	8.8	9.1	9.0	14.100
5 Noah Sano	315	5.1	8.6	8.8	8.8	8.6	8.5	13.766

Name	D	1	2	3	4	5	nd	AVE
1 Jacob Foster	413	4.4	8.9	8.8	9.0	9.2	9.0	13.366
2 Sergey Popov	420	4.7	8.6	8.6	8.5	8.6	8.5	13.266
3 Donovan Diviney	411	4.4	8.5	8.3	8.6	8.4	8.7	12.900
4 Landon Benas	404	4.5	8.8	9.0	9.0	9.0	9.0	13.500
5 Jaxon Clapper	407	4.7	8.7	8.5	8.7	8.6	8.5	13.300

P. Bar Score: **68.566** Running Score: **341.426**

P. Bar Score: **66.332** Running Score: **327.492**

Name	D	1	2	3	4	5	nd	AVE
1 Jaxon Mitchell	311	4.4	8.7	8.6	8.4	8.3	8.9	12.966
2 Tyler Shimizu	318	4.2	8.8	8.4	8.7	8.6	8.8	12.900
3 Theodor Gadderud	305	4.1	8.8	8.7	8.7	8.6	8.8	12.833
4 Darren Wong	322	4.9	9.0	8.8	9.1	9.0	8.6	13.833
5 Collin Cunane	303	4.6	8.8	8.8	8.3	8.6	8.4	13.200

Name	D	1	2	3	4	5	nd	AVE
1 Koby Cantu	406	3.8	8.6	8.6	8.6	9.0	8.8	12.466
2 Mac Pollock	418	4.1	8.1	8.4	8.5	8.4	8.8	12.533
3 Logan Watterson	423	3.8	7.9	7.6	8.1	7.7	8.1	11.700
4 Jacob Foster	413	4.1	8.1	8.4	8.4	8.5	8.2	12.433
5 Donovan Diviney	411	4.4	8.2	8.1	8.2	7.6	8.1	12.533

H. Bar Score: **65.732** Running Score: **407.158**

H. Bar Score: **61.665** Running Score: **389.157**

Final Team Score: **407.158**

Final Team Score: **389.157**

All-Arounders

	Gadderud	Newfeld	Shimizu
FX	13.000	13.233	13.900
PH	11.366	13.466	12.466
SR	13.333	13.366	12.533
VT	14.033	14.000	13.966
PB	13.700	14.100	13.200
HB	12.833	12.533	12.900
AA	78.265	80.698	78.965

All-Arounders

FX			
PH			
SR			
VT			
PB			
HB			
AA			

Judge's Signatures * FX _____ * PH _____ * SR _____ * VT _____ * PB _____ * HB _____

* Head Judge FX _____ PH _____ SR _____ VT _____ PB _____ HB _____







Coach's Signature _____ Coach's Signature _____

2024 NCAA Championships - Qualifier

Team Results

Apr 19, 2024

Men / 10
Session: 1

Rank	Gym	Team	Score						
1	Stanford	X	417.389	67.998 3	70.299 1	69.698 1	71.998 2	71.698 1	65.698 3
2	Nebraska	X	413.123	69.965 1	68.032 3	67.699 2	72.231 1	67.832 3	67.364 1
3	Illinois	X	410.461	69.732 2	68.800 2	67.199 4	71.799 3	67.466 4	65.465 4
4	California	X	407.158	66.966 6	66.998 4	67.332 3	71.564 4	68.566 2	65.732 2
5	Navy	X	396.290	67.166 5	64.131 5	65.132 5	70.631 5	66.098 6	63.132 5
6	Greenville	X	389.157	67.499 4	60.931 6	62.365 6	70.365 6	66.332 5	61.665 6







2024 NCAA Championships - Qualifier

Event Results - AA

Apr 19, 2024

Page: 1
Printed: 4/19/2024 3:08:05 PM

Men / 10
Session: 1

Rank	Num	Name	Gym							AA
1	503	Tate Costa	Illinois	14.133	13.666	13.200	13.500	13.800	13.700	81.999
2	312	Noah Newfeld	California	13.233	13.466	13.366	14.000	14.100	12.533	80.698
3	318	Tyler Shimizu	California	13.900	12.466	12.533	13.966	13.200	12.900	78.965
4	305	Theodor Gadderud	California	13.000	11.366	13.333	14.033	13.700	12.833	78.265
5	203	Jaden Blank	Army	12.900	12.233	12.733	13.766	13.133	13.066	77.831
6	704	Isaiah Drake	Navy	13.100	10.800	13.633	14.433	13.333	11.800	77.099

2024 NCAA Championships - Qualifier

Event Results - Floor

Men / 10
Session: 1

Apr 19, 2024



Rank	Num	Name	Gym	Diff	Exec	ND	Score	Out
1	511	Connor McCool	Illinois	6.000	8.766	..	14.766	0.000
2	808	Luke James	Nebraska	5.800	8.566	..	14.366	0.400
3	811	Chase Mondl	Nebraska	5.500	8.800	..	14.300	0.466
4	503	Tate Costa	Illinois	5.400	8.733	..	14.133	0.633
5	1404	Taylor Burkhart	Stanford	5.600	8.533	..	14.133	0.633
6	1409	Kaien Orion J-Spencer	Stanford	5.300	8.733	..	14.033	0.733
7	801	Taylor Christopoulos	Nebraska	5.800	8.266	-0.1	13.966	0.800
8	304	Khalen Curry	California	4.800	9.133	..	13.933	0.833
9=	506	Michael Fletcher	Illinois	5.300	8.600	..	13.900	0.866
9=	318	Tyler Shimizu	California	5.300	8.600	..	13.900	0.866
11	817	Sam Phillips	Nebraska	5.500	8.400	-0.1	13.800	0.966
12	715	Colby Prince	Navy	5.000	8.700	..	13.700	1.066
13	408	Zach Connelly	Greenville	5.200	8.466	..	13.666	1.100
14	414	Charles Kramer	Greenville	5.000	8.600	..	13.600	1.166
15	1402	Jeremy Bischoff	Stanford	5.400	8.166	..	13.566	1.200
16	810	Toby Liang	Nebraska	5.300	8.233	..	13.533	1.233
17=	518	Dylan Shepard	Illinois	4.700	8.800	..	13.500	1.266
17=	418	Mac Pollock	Greenville	4.700	8.800	..	13.500	1.266
19	708	Daniel Gurevich	Navy	5.000	8.500	..	13.500	1.266
20	701	Syam Buradagunta	Navy	5.500	8.000	..	13.500	1.266
21	1417	Brandon Nguyen	Stanford	4.900	8.533	..	13.433	1.333
22	517	Amari Sewell	Illinois	5.300	8.233	-0.1	13.433	1.333
23	407	Jaxon Clapper	Greenville	4.800	8.600	..	13.400	1.366
24	703	Ian Dinmore	Navy	5.100	8.266	..	13.366	1.400
25	417	Aiden Nielson	Greenville	4.700	8.633	..	13.333	1.433
26	312	Noah Newfeld	California	5.100	8.133	..	13.233	1.533
27	210	Franco Peirano	Army	5.200	7.966	..	13.166	1.600
28	704	Isaiah Drake	Navy	5.400	8.000	-0.3	13.100	1.666
29	305	Theodor Gadderud	California	5.300	7.700	..	13.000	1.766
30	309	Yu-Chen Lee	California	4.800	8.100	..	12.900	1.866
31	203	Jaden Blank	Army	5.000	8.000	-0.1	12.900	1.866
32	1408	Asher Hong	Stanford	5.700	7.133	..	12.833	1.933
33	213	Max Rubin	Army	4.800	7.033	..	11.833	2.933
34	208	Steven Manolakis	Army	5.100	6.633	-0.3	11.433	3.333

2024 NCAA Championships - Qualifier

Event Results - Pommel

Men / 10
Session: 1

Apr 19, 2024



Rank	Num	Name	Gym	Diff	Exec	ND	Score	Out
1	504	Brandon Dang	Illinois	6.400	8.600	..	15.000	0.000
2	310	Aidan Li	California	5.800	9.000	..	14.800	0.200
3	1406	J.R. Chou	Stanford	5.900	8.833	..	14.733	0.267
4	806	Cooper Giles	Nebraska	5.600	8.933	..	14.533	0.467
5	514	Preston Ngai	Illinois	5.300	9.000	..	14.300	0.700
6	1420	Khoi Young	Stanford	6.600	7.700	..	14.300	0.700
7	819	Travis Wong	Nebraska	5.600	8.666	..	14.266	0.734
8	1411	Marcus Kushner	Stanford	5.300	8.733	..	14.033	0.967
9	1415	Luke McFarland	Stanford	5.600	8.433	..	14.033	0.967
10	507	Will Hauke	Illinois	5.200	8.800	..	14.000	1.000
11	801	Taylor Christopoulos	Nebraska	5.300	8.500	..	13.800	1.200
12	209	Maddox Pabellon	Army	5.700	8.100	..	13.800	1.200
13	404	Landon Benas	Greenville	5.000	8.733	..	13.733	1.267
14	714	Matthew Petros	Navy	4.800	8.900	..	13.700	1.300
15	503	Tate Costa	Illinois	5.000	8.666	..	13.666	1.334
16	516	Garrett Schooley	Illinois	5.200	8.400	..	13.600	1.400
17	708	Daniel Gurevich	Navy	5.000	8.566	..	13.566	1.434
18	312	Noah Newfeld	California	5.500	7.966	..	13.466	1.534
19	413	Jacob Foster	Greenville	4.500	8.933	..	13.433	1.567
20	319	Jasper Smith-Gordon	California	4.900	8.400	..	13.300	1.700
21	820	Nathan York	Nebraska	5.300	8.000	..	13.300	1.700
22	1419	Colt Walker	Stanford	5.100	8.100	..	13.200	1.800
23	315	Noah Sano	California	5.100	7.866	..	12.966	2.034
24	713	Ronan McQuillan	Navy	5.700	7.266	..	12.966	2.034
25	201	Gabe Almeida	Army	4.900	8.000	..	12.900	2.100
26	422	Henry Silva	Greenville	4.300	8.433	..	12.733	2.267
27	406	Koby Cantu	Greenville	4.000	8.666	..	12.666	2.334
28	318	Tyler Shimizu	California	5.100	7.366	..	12.466	2.534
29	203	Jaden Blank	Army	4.200	8.033	..	12.233	2.767
30	701	Syam Buradagunta	Navy	5.200	6.966	..	12.166	2.834
31	802	Yanni Chronopoulos	Nebraska	5.200	6.933	..	12.133	2.867
32	206	Blaze Kennedy	Army	4.600	7.466	..	12.066	2.934
33	505	Maksim Farkhadau	Illinois	5.100	6.800	..	11.900	3.100
34	703	Ian Dinmore	Navy	4.800	6.933	..	11.733	3.267
35	205	Noah Duran	Army	5.100	6.633	..	11.733	3.267
36	305	Theodor Gadderud	California	3.300	8.066	..	11.366	3.634
37	704	Isaiah Drake	Navy	4.700	6.100	..	10.800	4.200
38	421	Matthew Roth	Greenville	3.400	7.966	-3.0	8.366	6.634
39	1408	Asher Hong	Stanford	0.000	0.000	..	0.000	15.000

2024 NCAA Championships - Qualifier

Event Results - Rings

Men / 10
Session: 1

Apr 19, 2024



Rank	Num	Name	Gym	Diff	Exec	ND	Score	Out
1	1408	Asher Hong	Stanford	5.400	8.900	..	14.300	0.000
2	1401	Mark Berlaga	Stanford	5.400	8.766	..	14.166	0.134
3	501	Ashton Anaya	Illinois	5.600	8.533	..	14.133	0.167
4	803	Asher Cohen	Nebraska	5.200	8.766	..	13.966	0.334
5	1405	Arun Chhetri	Stanford	5.000	8.900	..	13.900	0.400
6	316	Chris Scales	California	5.400	8.500	..	13.900	0.400
7	1404	Taylor Burkhart	Stanford	4.800	9.066	..	13.866	0.434
8	817	Sam Phillips	Nebraska	4.700	9.000	..	13.700	0.600
9	704	Isaiah Drake	Navy	4.900	8.733	..	13.633	0.667
10	311	Jaxon Mitchell	California	5.100	8.533	..	13.633	0.667
11	807	Chris Hiser	Nebraska	5.000	8.600	..	13.600	0.700
12	516	Garrett Schooley	Illinois	4.600	8.900	..	13.500	0.800
13	1402	Jeremy Bischoff	Stanford	5.000	8.466	..	13.466	0.834
14	805	James Friedman	Nebraska	4.900	8.533	..	13.433	0.867
15	312	Noah Newfeld	California	5.000	8.366	..	13.366	0.934
16	508	Sebastian Ingersoll	Illinois	4.600	8.733	..	13.333	0.967
17	305	Theodor Gadderud	California	4.800	8.533	..	13.333	0.967
18	513	Logan Myers	Illinois	5.000	8.300	..	13.300	1.000
19	503	Tate Costa	Illinois	4.200	9.000	..	13.200	1.100
20	322	Darren Wong	California	4.600	8.500	..	13.100	1.200
21=	702	William Champagne	Navy	3.900	9.133	..	13.033	1.267
21=	419	Ethan Poole	Greenville	3.900	9.133	..	13.033	1.267
23	716	Riley Rose	Navy	4.400	8.633	..	13.033	1.267
24	819	Travis Wong	Nebraska	4.900	8.100	..	13.000	1.300
25	206	Blaze Kennedy	Army	4.000	8.933	..	12.933	1.367
26	520	Ryan Vanichtheeranont	Illinois	4.500	8.433	..	12.933	1.367
27	711	Vishal Mandava	Navy	4.100	8.800	..	12.900	1.400
28	203	Jaden Blank	Army	3.900	8.833	..	12.733	1.567
29	201	Gabe Almeida	Army	4.300	8.366	..	12.666	1.634
30	420	Sergey Popov	Greenville	3.900	8.733	..	12.633	1.667
31	404	Landon Benas	Greenville	4.100	8.500	..	12.600	1.700
32	318	Tyler Shimizu	California	4.100	8.433	..	12.533	1.767
33	705	Erik Engelke	Navy	4.600	7.933	..	12.533	1.767
34	413	Jacob Foster	Greenville	3.600	8.666	..	12.266	2.034
35	418	Mac Pollock	Greenville	3.800	8.033	..	11.833	2.467

2024 NCAA Championships - Qualifier

Event Results - Vault

Men / 10
Session: 1

Apr 19, 2024



Rank	Num	Name	Gym	Diff	Exec	ND	Score	Out
1	304	Khalen Curry	California	5.300	9.466	..	14.766	0.000
2=	1420	Khoi Young	Stanford	5.200	9.500	..	14.700	0.066
2=	801	Taylor Christopoulos	Nebraska	5.200	9.500	..	14.700	0.066
4=	1419	Colt Walker	Stanford	5.200	9.466	..	14.666	0.100
4=	818	Zachary Tiderman	Nebraska	5.200	9.466	..	14.666	0.100
6	319	Jasper Smith-Gordon	California	5.200	9.366	..	14.566	0.200
7=	516	Garrett Schooley	Illinois	5.200	9.300	..	14.500	0.266
7=	423	Logan Watterson	Greenville	5.200	9.300	..	14.500	0.266
9	714	Matthew Petros	Navy	5.200	9.266	..	14.466	0.300
10=	811	Chase Mondie	Nebraska	5.200	9.233	..	14.433	0.333
10=	704	Isaiah Drake	Navy	5.200	9.233	..	14.433	0.333
12	506	Michael Fletcher	Illinois	5.200	9.200	..	14.400	0.366
13	808	Luke James	Nebraska	5.200	9.266	-0.1	14.366	0.400
14=	517	Amari Sewell	Illinois	5.200	9.133	..	14.333	0.433
14=	511	Connor McCool	Illinois	5.200	9.133	..	14.333	0.433
14=	405	Beau Bice	Greenville	5.200	9.133	..	14.333	0.433
17	1408	Asher Hong	Stanford	5.200	9.166	-0.1	14.266	0.500
18=	1417	Brandon Nguyen	Stanford	4.800	9.433	..	14.233	0.533
18=	322	Darren Wong	California	4.800	9.433	..	14.233	0.533
20	514	Preston Ngai	Illinois	5.200	9.133	-0.1	14.233	0.533
21	1404	Taylor Burkhart	Stanford	5.400	9.033	-0.3	14.133	0.633
22	207	Nick Lester	Army	4.800	9.300	..	14.100	0.666
23	820	Nathan York	Nebraska	4.800	9.266	..	14.066	0.700
24	208	Steven Manolakis	Army	5.200	8.866	..	14.066	0.700
25	716	Riley Rose	Navy	4.500	9.533	..	14.033	0.733
26	305	Theodor Gadderud	California	4.800	9.233	..	14.033	0.733
27	312	Noah Newfeld	California	4.500	9.500	..	14.000	0.766
28	210	Franco Peirano	Army	4.800	9.200	..	14.000	0.766
29	318	Tyler Shimizu	California	4.800	9.166	..	13.966	0.800
30	407	Jaxon Clapper	Greenville	4.800	9.133	..	13.933	0.833
31	701	Syam Buradagunta	Navy	4.800	9.066	..	13.866	0.900
32	717	Matthew Rosendahl	Navy	4.400	9.433	..	13.833	0.933
33	404	Landon Benas	Greenville	4.800	9.033	..	13.833	0.933
34=	203	Jaden Blank	Army	4.800	8.966	..	13.766	1.000
34=	406	Koby Cantu	Greenville	4.800	8.966	..	13.766	1.000
36	503	Tate Costa	Illinois	4.400	9.200	-0.1	13.500	1.266

2024 NCAA Championships - Qualifier

Event Results - P Bars

Men / 10
Session: 1

Apr 19, 2024



Rank	Num	Name	Gym	Diff	Exec	ND	Score	Out
1	1408	Asher Hong	Stanford	6.100	8.600	..	14.700	0.000
2	1420	Khoi Young	Stanford	5.700	8.900	..	14.600	0.100
3	1404	Taylor Burkhart	Stanford	5.700	8.766	..	14.466	0.234
4	1419	Colt Walker	Stanford	6.200	8.266	..	14.466	0.234
5	506	Michael Fletcher	Illinois	5.000	9.100	..	14.100	0.600
6	312	Noah Newfeld	California	5.200	8.900	..	14.100	0.600
7	723	Danilo Viciano	Navy	4.700	9.200	..	13.900	0.800
8	714	Matthew Petros	Navy	5.000	8.833	..	13.833	0.867
9	503	Tate Costa	Illinois	4.700	9.100	..	13.800	0.900
10=	507	Will Hauke	Illinois	4.900	8.900	..	13.800	0.900
10=	322	Darren Wong	California	4.900	8.900	..	13.800	0.900
12	815	Cole Partridge	Nebraska	5.000	8.766	..	13.766	0.934
13	315	Noah Sano	California	5.100	8.666	..	13.766	0.934
14	817	Sam Phillips	Nebraska	5.300	8.466	..	13.766	0.934
15	305	Theodor Gadderud	California	5.100	8.600	..	13.700	1.000
16	516	Garrett Schooley	Illinois	4.500	9.066	..	13.566	1.134
17	404	Landon Benas	Greenville	4.500	9.000	..	13.500	1.200
18	805	James Friedman	Nebraska	4.800	8.700	..	13.500	1.200
19	1415	Luke McFarland	Stanford	5.400	8.066	..	13.466	1.234
20	803	Asher Cohen	Nebraska	5.000	8.400	..	13.400	1.300
21	801	Taylor Christopoulos	Nebraska	5.500	7.900	..	13.400	1.300
22	413	Jacob Foster	Greenville	4.400	8.966	..	13.366	1.334
23	704	Isaiah Drake	Navy	4.800	8.533	..	13.333	1.367
24	407	Jaxon Clapper	Greenville	4.700	8.600	..	13.300	1.400
25	206	Blaze Kennedy	Army	4.400	8.866	..	13.266	1.434
26	420	Sergey Popov	Greenville	4.700	8.566	..	13.266	1.434
27	709	Caleb Hickey	Navy	4.900	8.366	..	13.266	1.434
28	318	Tyler Shimizu	California	4.700	8.500	..	13.200	1.500
29	711	Vishal Mandava	Navy	4.600	8.566	..	13.166	1.534
30	203	Jaden Blank	Army	4.300	8.833	..	13.133	1.567
31	212	Jackson Pophal	Army	4.800	8.300	..	13.100	1.600
32	411	Donovan Diviney	Greenville	4.400	8.500	..	12.900	1.800
33	204	Jacob Brenner	Army	4.500	8.233	..	12.733	1.967
34	513	Logan Myers	Illinois	4.100	8.100	..	12.200	2.500
35	708	Daniel Gurevich	Navy	4.600	7.333	..	11.933	2.767

2024 NCAA Championships - Qualifier

Event Results - H Bar

Men / 10
Session: 1

Apr 19, 2024



Rank	Num	Name	Gym	Diff	Exec	ND	Score	Out
1	520	Ryan Vanichtheeranont	Illinois	5.000	8.966	..	13.966	0.000
2=	814	Max Odden	Nebraska	4.900	8.933	..	13.833	0.133
2=	322	Darren Wong	California	4.900	8.933	..	13.833	0.133
4	503	Tate Costa	Illinois	4.900	8.800	..	13.700	0.266
5	801	Taylor Christopoulos	Nebraska	5.600	8.066	..	13.666	0.300
6	1420	Khoi Young	Stanford	5.100	8.466	..	13.566	0.400
7	815	Cole Partridge	Nebraska	4.900	8.633	..	13.533	0.433
8	1419	Colt Walker	Stanford	5.400	8.133	..	13.533	0.433
9	1402	Jeremy Bischoff	Stanford	5.300	8.133	..	13.433	0.533
10	818	Zachary Tiderman	Nebraska	4.800	8.566	..	13.366	0.600
11	303	Collin Cunane	California	4.600	8.600	..	13.200	0.766
12	1417	Brandon Nguyen	Stanford	5.200	7.966	..	13.166	0.800
13	714	Matthew Petros	Navy	4.600	8.500	..	13.100	0.866
14	203	Jaden Blank	Army	4.400	8.666	..	13.066	0.900
15	510	Kyle Mayotte	Illinois	4.900	8.133	..	13.033	0.933
16	508	Sebastian Ingersoll	Illinois	4.700	8.300	..	13.000	0.966
17	311	Jaxon Mitchell	California	4.400	8.566	..	12.966	1.000
18	817	Sam Phillips	Nebraska	4.600	8.366	..	12.966	1.000
19	318	Tyler Shimizu	California	4.200	8.700	..	12.900	1.066
20	709	Caleb Hickey	Navy	4.500	8.366	..	12.866	1.100
21	305	Theodor Gadderud	California	4.100	8.733	..	12.833	1.133
22	711	Vishal Mandava	Navy	4.500	8.333	..	12.833	1.133
23	418	Mac Pollock	Greenville	4.100	8.433	..	12.533	1.433
24	716	Riley Rose	Navy	4.200	8.333	..	12.533	1.433
25=	312	Noah Newfeld	California	4.400	8.133	..	12.533	1.433
25=	411	Donovan Diviney	Greenville	4.400	8.133	..	12.533	1.433
27	406	Koby Cantu	Greenville	3.800	8.666	..	12.466	1.500
28	202	Tucker Blanchard	Army	4.600	7.866	..	12.466	1.500
29	413	Jacob Foster	Greenville	4.100	8.333	..	12.433	1.533
30	211	Zachary Perez	Army	4.800	7.633	..	12.433	1.533
31	1404	Taylor Burkhart	Stanford	5.100	6.900	..	12.000	1.966
32	704	Isaiah Drake	Navy	4.600	7.200	..	11.800	2.166
33	514	Preston Ngai	Illinois	4.000	7.766	..	11.766	2.200
34	423	Logan Watterson	Greenville	3.800	7.900	..	11.700	2.266