



# NEBRASKA<sup>®</sup> BASEBALL

3 CWS Appearances | 17 NCAA Regional Appearances | 12 Conference Champions  
48 First-Team All-Americans | 107 MLB Draft Picks



## 2024 SCHEDULE/RESULTS

Overall Record	25-13
Big Ten Record	8-4
at Hawks Field	13-5
Road Games	11-6
Neutral Games	1-2
Streak	L1
Last 10 Games	3-7

Date	Opponent	Time (CT)/Result
2/16	vs. Baylor <sup>^</sup>	W, 4-1
2/17	vs. No. 21 Texas Tech <sup>^</sup>	L, 6-3
2/18	vs. Oklahoma <sup>^</sup>	L, 7-6
2/22	at Grand Canyon	W, 7-2
2/23	at Grand Canyon	W, 11-1
2/24	at Grand Canyon	L, 7-5
2/25	at Grand Canyon	W, 10-8
2/29	at College of Charleston	W, 6-5 (10)
3/1	at College of Charleston	CANCELED
3/2	at College of Charleston	W, 5-4
3/3	at College of Charleston	W, 5-3
3/8	<b>SOUTH ALABAMA</b>	<b>L, 11-3</b>
3/9	<b>SOUTH ALABAMA</b>	<b>W, 13-2</b>
3/10	<b>SOUTH ALABAMA</b>	<b>W, 12-7</b>
3/12	at Wichita State	W, 8-6
3/13	at Wichita State	L, 9-3
3/15	<b>NICHOLLS</b>	<b>W, 7-6</b>
3/16	<b>NICHOLLS</b>	<b>W, 16-0</b>
3/17	<b>NICHOLLS</b>	<b>W, 11-4</b>
3/19	<b>OMAHA</b>	<b>W, 11-5</b>
3/20	<b>NORTH DAKOTA STATE</b>	<b>W, 3-1</b>
3/22	<b>NEW MEXICO STATE</b>	<b>W, 14-2</b>
3/23	<b>NEW MEXICO STATE</b>	<b>W, 2-1</b>
3/24	<b>NEW MEXICO STATE</b>	<b>CANCELED</b>
3/26	at Kansas State	CANCELED
3/29	at Northwestern*	W, 5-2
3/30	at Northwestern*	W, 9-5
3/31	at Northwestern*	W, 8-7 (10)
4/2	at Creighton	L, 5-3
4/5	<b>OHIO STATE*</b>	<b>W, 3-0</b>
4/6	<b>OHIO STATE*</b>	<b>W, 7-3</b>
4/7	<b>OHIO STATE*</b>	<b>L, 9-3</b>
4/9	at Kansas	L, 13-11
4/12	at Rutgers*	L, 7-6 (11)
4/13	at Rutgers*	W, 16-1
4/14	at Rutgers*	L, 6-4
4/16	<b>CREIGHTON</b>	<b>L, 6-4</b>
4/19	<b>MARYLAND*</b>	<b>W, 6-3</b>
4/20	<b>MARYLAND*</b>	<b>L, 11-2</b>
4/21	<b>MARYLAND*</b>	<b>W, 16-4 (7)</b>
4/23	<b>KANSAS</b>	<b>W, 9-4</b>
4/26	<b>IOWA*</b>	<b>6:05 PM</b>
4/27	<b>IOWA*</b>	<b>1:15 PM</b>
4/28	<b>IOWA*</b>	<b>1:05 PM</b>
4/30	at Creighton	6 PM
5/1	<b>KANSAS STATE</b>	<b>6:05 PM</b>
5/3	at Minnesota*	6 PM
5/4	at Minnesota*	2 PM
5/5	at Minnesota*	1 PM
5/8	<b>SOUTH DAKOTA STATE</b>	<b>6:05 PM</b>
5/10	<b>INDIANA*</b>	<b>6:05 PM</b>
5/11	<b>INDIANA*</b>	<b>6:05 PM</b>
5/12	<b>INDIANA*</b>	<b>1:05 PM</b>
5/16	at Michigan State*	5:05 PM
5/17	at Michigan State*	5:05 PM
5/18	at Michigan State*	12:05 PM

Home games = Red all caps

\* Big Ten games

<sup>^</sup> Shriners Children's College Showdown at Globe Life Field

## GAME 39-41 • NEBRASKA VS. IOWA • APRIL 26-28

LINCOLN, NEB. | HAWKS FIELD AT HAYMARKET PARK



25-13  
8-4 B1G



23-15  
9-6 B1G

### NEBRASKA HUSKERS

Ranking.....NR  
 Head Coach.....Will Bolt  
 Career Record ..... 122-88-1 (5th Year)  
 Record at Nebraska.....Same

### IOWA HAWKEYES

Ranking.....NR  
 Head Coach.....Rick Heller  
 Career Record ..... 1033-771-4 (37th Year)  
 Record at Iowa..... 343-206 (11th Year)

## MATCHUP AT A GLANCE

Nebraska		Iowa
.292	BA	.308
1303	AB	1317
272	R	338
381	H	405
72	2B	82
5	3B	13
39	HR	32
247	RBI	307
.445	SLG%	.462
178	BB	209
305	SO	264
.397	OB%	.421
65-84	SB-ATT	62-72
4.55	ERA	5.87
14	SV	6
112	BB	232
317	SO	413
.245	BAA	.237
.974	FLD%	.974
37	E	34

## SERIES HISTORY

All-Time Series: Iowa leads, 26-23  
 Last Game: Iowa, 6-1 in Iowa City (4/23/23)  
 Win Streak: Iowa, 4 games

## NUMBERS TO KNOW

- 9** Brett Sears comes into the weekend as the only pitcher in the country with an active streak of nine quality starts.
- 65** The Huskers have stolen 65 bases in 38 games, matching the 2021 season for the most by the Nebraska offense since joining the Big Ten in 2012.
- 13** Junior Riley Silva enters this weekend's series with a team-high 13-game on-base streak, which started in a midweek matchup earlier this month at Creighton.
- 10** The Nebraska pitching staff leads the Big Ten and sits 10th nationally with a WHIP of 1.26 coming into Friday's series opener.

## PROBABLE PITCHERS

### NEBRASKA

**Friday: Brett Sears - RHP - Sr.**  
 Stats: 7-0, 1.58 ERA, 10 GS, 68.1 IP, 12 BB, 68 K

**Saturday: Mason McConnaughey - RHP - So.**  
 Stats: 4-3, 3.41 ERA, 11 APP, 37.0 IP, 11 BB, 46 K

**Sunday: Will Walsh - LHP - R.Jr.**  
 Stats: 4-2, 4.97 ERA, 10 APP, 41.2 IP, 6 BB, 36 K

### IOWA

**Friday: TBD**  
 Stats: ---

**Saturday: TBD**  
 Stats: ---

**Sunday: TBD**  
 Stats: ---

## GAME COVERAGE

### FRIDAY, APRIL 26

First Pitch: 6:05 PM CT  
 TV/Stream: B1G+  
 Radio: Huskers Radio Network  
 Live Stats: Huskers.com

### SATURDAY, APRIL 27

First Pitch: 1:17 PM CT  
 TV/Stream: BTN  
 Radio: Huskers Radio Network  
 Live Stats: Huskers.com

### SUNDAY, APRIL 28

First Pitch: 1:05 PM CT  
 TV/Stream: B1G+  
 Radio: Huskers Radio Network  
 Live Stats: Huskers.com

**QUICK FACTS**

**General Information**

Location ..... Lincoln, Neb.  
 Population ..... 298,126  
 Enrollment ..... 25,390  
 Founded ..... 1869  
 Nickname ..... Cornhuskers, Huskers  
 Colors ..... Scarlet and Cream  
 Affiliation ..... NCAA Division I  
 Conference ..... Big Ten  
 Athletic Director ..... Troy Dannen

**Coaches and Staff**

Head Coach ..... Will Bolt  
 Alma Mater ..... Nebraska, 2003  
 NEB Record ..... 122-88-1 (5th Year)  
 Career Record ..... Same  
 Assistant Coach ..... Rob Childress  
 Alma Mater ..... Northwood, 1990  
 Assistant Coach ..... Lance Harvell  
 Alma Mater ..... Texas A&M, 2006  
 Assistant Coach ..... Mike Sirianni  
 Alma Mater ..... Arkansas State, 2006  
 Dir. of Program Development ..... Conor Behrens  
 Strength Coach ..... Bryce Siecko  
 Athletic Trainer ..... Tanner Fowler

**Baseball History**

Season of Nebraska Baseball in 2024 ..... 118th  
 First Season of Nebraska Baseball ..... 1889  
 All-Time Record ..... 2,350-1,715-18 (.577)  
 All-Time Conference Record ..... 917-853-2 (.516)  
 All-Time NCAA Tournament Record .. 36-35 (.507)  
 Conference Regular Season Titles ..... 8  
 Conference Tournament Titles ..... 4  
 NCAA Tournament Appearances ..... 17  
 Super Regionals Appearances ..... 4  
 College World Series Appearances ..... 3  
 All-America Certificates ..... 114  
 First-Team All-America Certificates ..... 48  
 Freshman All-America Certificates ..... 36  
 CoSIDA Academic All-Americans ..... 21  
 All-Big Ten Selections (Since 2012) ..... 46  
 Perfect Games Thrown ..... 1 (1980)  
 No-Hitters Thrown .. 8 (4 Individual, 4 Combined)  
 Huskers Who Have Played in the MLB ..... 39

**Hawks Field at Haymarket Park**

Capacity ..... 8,486  
 First Season ..... 2002  
 All-Time Record ..... 421-170-1  
 Playing Surface ..... Kentucky Bluegrass  
 Dimensions ..... 335 (LL); 403 (LC); 395 (CF); 400 (RC); 325 (RL)

**Team Information**

Letterwinners Returning/Lost ..... 13/20  
 Position Starters Returning/Lost ..... 4/4  
 Pitchers Returning/Lost ..... 8/12  
 Newcomers ..... 25 (11 Freshmen)  
 Overall Record ..... 25-13  
 Big Ten Record ..... 8-4

**Communications Information**

Baseball Contact ..... Jared Meister  
 Email ..... jmeister@huskers.com  
 Phone ..... (402) 472-7781  
 Fax ..... (402) 472-2005  
 Ticket Office ... 1-800-8 BIG RED or (402) 472-3111  
 Ticket Website ..... Huskers.com/Tickets  
 Radio ..... Huskers Radio Network

**SEASON NOTES**

**Follow the Game**

- All three games of this weekend's series vs. Iowa can be seen on B1G+, while Saturday's game will be broadcast on BTN with Shane Sparks and Jeff Leise on the call.
- Fans can also listen to Dave Gustafson and Ben McLaughlin call the action this weekend on the Huskers Radio Network.
- Every game this season can be heard for free on Huskers.com and the Official Nebraska Huskers App for both iOS and android devices.

**Nebraska vs. Iowa**

- Through 49 all-time meetings, the Hawkeyes hold a slim 26-23 advantage over the Huskers in the all-time series.
- Iowa swept the three-game series over the Big Red last season in Iowa City.
- In their last meeting in Lincoln, the Hawkeyes took two of three games from the Huskers, including Garrett Anglim's three-homer game in Nebraska's 12-1 run-rule victory over Iowa.

**Middle-Third Production Boosting the Big Red**

- Nebraska has been successful the second time through the lineup on the mound and in the batter's box, outcoring opponents 114-49 in the middle-third innings this season.
- The Huskers hold a 45-16 advantage in the fourth inning, while outscoring opponents 28-14 in the fifth inning and 41-19 in the sixth inning.
- The Husker offense is hitting .311 at the plate with 54 extra-base hits and 107 RBI in the fourth through sixth innings, while the NU pitching staff is limiting opponents to a .234 hitting clip and a 3.47 ERA in the middle-third innings.

Hitting

Innings	Avg.	AB	R	H	2B	3B	HR	RBI
1-3	.279	448	90	125	17	0	15	78
4-6	.311	454	114	141	38	3	13	107
7-9	.289	388	67	112	15	2	11	60
10+	.231	13	2	3	2	0	0	2
Overall	.292	1303	272	381	72	5	39	247

Pitching

Innings	ERA	IP	H	R	ER	BB	SO	AVG.
1-3	5.52	114	115	78	70	36	126	.260
4-6	3.47	114	99	49	44	29	90	.234
7-9	4.74	106.2	98	61	56	45	98	.209
10+	2.45	3.2	3	1	1	2	3	.231
Overall	4.55	338.1	315	189	171	112	317	.245

**Columbus Heating Up at the Plate**

- Ben Columbus has seen his offensive production begin to take shape since the first week of April.
- After just five hits in Nebraska's first 29 games this season, Columbus has hit 13-of-30 (.433) at the plate with a double, four home runs, 12 RBI and eight runs scored. The double and four homers are all of his extra-base hits this season and his first four career homers with the Big Red.

Games	Avg.	AB	R	H	2B	3B	HR	RBI
First 29	.217	23	1	5	0	0	0	5
Last 9	.433	30	8	13	1	0	4	12
Overall	.375	53	9	18	1	0	4	17

**Brumbaugh Sets the Tone in Leadoff Spot**

- Cayden Brumbaugh is hitting .345 in the leadoff spot with 14 extra-base hits and 18 RBI, recording knocks in nine of his last 12 games.
- The Edmond, Okla., native posted a pair of three-hit games against the Terrapins last weekend, and over his last four games has gone

8-for-18 (.444) with four doubles and seven RBI.

- Brumbaugh's 39 hits are the second most on the Huskers this season, while the sophomore's 13 multi-hit games lead the Big Red.

**Stone's Strong Impact in Return to NU Lineup**

- Tyler Stone is hitting .337 for the Huskers with six doubles, six home runs and 23 RBI, recording knocks in six of his last seven games.
- The Scottsdale, Ariz., native has posted back-to-back three-hit games against Maryland and Kansas, and over his last seven games is 10-for-21 (.476) with a pair of home runs and six RBI.
- At home, Stone is batting .390 (16-for-41) with an OPS of 1.029, including hits in 13 of Nebraska's 17 home games this season.

**Sanderson Finds Success Throughout NU Lineup**

- Freshman Case Sanderson is hitting .348 at the plate and has found success throughout the lineup for the Huskers, appearing in seven different spots in the lineup for the NU offense.
- The freshman is 17th nationally with a .521 on-base percentage and has totaled a double, a triple, two homers, 13 RBI and 17 runs scored this season.
- The freshman has hit .333 or better in six of the seven spots he's appeared in this season, while seeing most of his action in the leadoff spot with 18 at-bats.

Spot	GP-GS	Avg.	AB	R	H	RBI	BB	OBP
1	8-4	.333	18	3	6	6	5	.398
2	2-1	.333	6	0	2	1	1	.429
3	3-3	.222	9	3	2	2	2	.462
4	5-5	.412	17	6	7	2	4	.545
6	3-1	.333	3	2	1	0	2	.667
7	5-5	.357	14	3	5	1	3	.500
9	4-0	.500	2	0	1	1	2	.750

**Silva's Speed With Stolen Bases**

- Riley Silva is one of eight D1 players to steal 23-plus bases and be caught two-or-fewer times, including one of three Power Five players this season.
- Silva is the 10th NU player since 2000 to swipe at least 20 bases, and the first Husker with more than 20 stolen bases in a season since Alex Gordon in 2005.

Player (Season)	SB
Jamal Strong (2000)	35
John Cole (2001)	28
Adam Stern (2001)	27
Jeff Leise (2002)	25
Alex Gordon (2005)	23
Riley Silva (2024)	23
Brice Matthews (2023)	20
Jake Meyers (2017)	20
Ryan Boldt (2016)	20
Jeff Leise (2003)	20

**Caron Named to Buster Posey Award Watch List**

- Nebraska catcher Josh Caron was named to the Buster Posey National Collegiate Catcher of the Year Award Watch List, the Greater Wichita Area Sports Commission last week.
- Caron is hitting .293 at the plate for the Huskers with nine doubles, a triple, seven home runs and 40 RBI.

**Bats in the Nebraska Lineup**

- Cole Evans is hitting .280 with seven doubles, three home runs, and 32 RBI across 38 games, including 33 starts, while Rhett Stokes holds a .310 batting average with eight doubles and 10

RBI.  
 • Dylan Carey has hits in eight of his last nine games and leads the Big Red with 12 doubles, raising his batting average from .236 to .266.  
 • Garrett Anglim has posted knocks in four of his last five games, hitting .281 this season with five doubles, two homers and 20 RBI. Joshua Overbeek is batting .284 with five extra-base hits and 27 runs scored.

#### Huskers in the Pen

• Casey Daiss has a team-high four saves with a 1.80 ERA for the Huskers across 15.0 innings of work. Daiss has allowed just one earned run over his last 10 appearances dating back to the first weekend of the season vs. Oklahoma.  
 • Jalen Worthley is 2-0 with a 2.95 ERA and a trio of saves across a bullpen-high 21.1 innings, making a team-high seven multi-inning relief appearances for NU. The southpaw has punched out 17 batters while issuing just four walks.  
 • Kyle Perry's 18 relief appearances lead all NU relievers as the senior is 1-1 with a career-high tying three saves. Rans Sanders has a 3.18 ERA across 11.1 innings and a pair of saves.  
 • Evan Borst is limiting opponents to a .139 batting average (5-for-36) this season, while posting 11 strikeouts over 10.2 innings of work.  
 • Kyle Froehlich has appeared in 11 games for the Huskers, punching out 12 batters across 11.2 innings, while Tucker Timmerman leads all Nebraska freshmen with 14 relief appearances.

#### Rob Childress Pitching Factory

• Proven to be one of the nation's top pitching coaches at the collegiate level, Rob Childress has produced 24 All-Americans and 39 top-10 round draft picks in his 24 seasons directing the pitching at Nebraska and Texas A&M.  
 • Under his tutelage, 79 pitchers have been drafted or signed as free agents during his time with the Huskers and Aggies.  
 • Childress' pitching staffs have finished in the top-15 in the country in ERA eight times since 2000, including top-three finishes on three occasions. Five of his pitching staffs have finished in the top-25 nationally in strikeouts per nine innings since 2010, including four times in the top 10.  
 • In his first stint at Nebraska, the Huskers produced five of the top six single-season strikeout totals in school history, including a school-record 538 strikeouts in 2005, while issuing fewer than three walks per game in his final five seasons in Lincoln.

Category (25 Seasons with NEB/TAMU) Stat

ERA	3.44
Strikeouts/9 inn.	7.61
Hits/9 inn.	8.1
Strikeout-to-Walk Ratio	2.7
Strikeouts/Season	489.1

#### Six Huskers Among the National Leaders

• As of April 25, six Huskers rank among the top 50 nationally in 20 individual offensive and pitching statistics.

Category	Value	B1G	NCAA
<u>Brett Sears</u>			
Complete Games	1	1st	22nd
Earned Run Average	1.58	1st	4th
Games Started	10	4th	24th
Hits Allowed/9 inn.	4.87	1st	3rd
Strikeout-to-Walk Ratio	5.67	2nd	27th
Strikeouts	68	2nd	48th
Victories	7	1st	6th
WHIP	0.72	1st	1st
Walks Allowed/9 inn.	1.58	2nd	28th
<u>Riley Silva</u>			
Hit by Pitch	18	2nd	13th
Hit by Pitch/Game	0.49	2nd	15th
Sacrifice Bunts	10	1st	7th
Sacrifice Bunts/Game	0.27	1st	7th
Stolen Bases	23	1st	19th
Stolen Bases/Game	0.62	1st	22nd

<u>Case Sanderson</u>			
On-Base Percentage	.521	2nd	17th

<u>Cole Evans</u>			
Sacrifice Flies	6	1st	14th

<u>Will Walsh</u>			
Strikeout-to-Walk Ratio	6.0	1st	20th
Walks Allowed/9 inn.	1.30	1st	13th

<u>Cayden Brumbaugh</u>			
Triples/Game	0.10	1st	46th

#### Big Red Among the National Leaders

• Nebraska ranks among the Big Ten leaders and are top 50 nationally in nine statistical categories, including two in the top 10 as of April 25.

Category	Value	B1G	NCAA
Earned Run Average	4.55	1st	33rd
Hits Allowed/9 inn.	8.38	2nd	27th
Sacrifice Bunts	26	2nd	34th
Stolen Bases	65	3rd	50th
Stolen Bases/Game	1.71	3rd	46th
Strikeout-to-Walk Ratio	2.83	1st	12th
WHIP	1.26	1st	10th

W-L Pct.	.658	1st	45th
Walks Allowed/9 inn.	2.98	1st	6th

#### Stokes Makes History at Haymarket Park

• Junior Rhett Stokes had a hot start to his NU career in home games, becoming the first Husker in Haymarket Park history to post five consecutive three-hit games.  
 • The five-game streak surpassed the previous long of three games set by Michael Pritchard (2014) and Nick Jaros (2006).  
 • In the five-game span, Stokes hit a blistering 15-for-20 (.750) at the plate with four doubles, seven RBI and five runs scored.

#### Huskers by Month in 2024

	Feb.	March	April	May
Records	5-3	15-2	5-8	---
Runs	52	135	85	---
Runs/Game	6.5	7.9	6.5	---
Opp. Runs/Game	4.6	4.4	5.9	---
Hits	73	179	129	---
Hits/Game	9.1	10.5	9.9	---
ERA	3.89	3.82	5.94	---
Strikeouts	55	151	111	---
Strikeouts/Game	6.9	8.9	8.5	---

#### Timmerman Collects Rare Win on Opening Day

• Tucker Timmerman became the first Nebraska freshman to record a win on Opening Day since at least 1999.  
 • The Beatrice, Neb., native made his collegiate debut in a tied game in the bottom of the sixth inning against Baylor and hurled 1.2 scoreless innings in relief.  
 • Along with being the first freshman, Timmerman becomes the fourth underclassman to record a win in the season opener for the Huskers, joining sophomores Eric Rose (2009), Tony Watson (2006) and Zach Kroenke (2004).

#### #ProBigRed: Huskers in the Pros

• With the MLB season underway, Aaron Bummer (Braves), Jake Meyers (Astros) and Matt Waldron (Padres) represent the Huskers in the MLB.  
 • Along with Bummer, Meyers and Waldron, the Huskers have nine former players currently playing at the minor league level.

Player (Organization)	Level
Aaron Bummer (Braves)	MLB
Jake Meyers (Astros)	MLB
Matt Waldron (Padres)	MLB
Cade Povich (Orioles)	Triple-A
Aaron Palensky (Yankees)	Double-A
Jake McSteen (Braves)	Double-A
Spencer Schwellenbach (Braves)	High-A

### Huskers in the Pros

#### Hitters (Through April 24)

Player (Organization)	Age	League	AB	R	H	2B	3B	HR	TB	RBI	BB	SO	SB	AVG/OBP/SLG
Jake Meyers (Astros)	27	MLB	46	5	10	2	0	3	21	8	3	10	0	.217/.280/.457
Aaron Palensky (Yankees)	25	Double-A	30	4	8	3	0	0	11	3	7	8	2	.267/.436/.367
Brice Matthews (Astros)	22	High-A	27	4	7	2	0	0	9	4	7	10	4	.259/.417/.333
Max Anderson (Tigers)	22	High-A	58	6	15	1	0	1	19	5	8	11	0	.259/.343/.328

#### Pitchers (Through April 24)

Player (Organization)	Age	League	G	IP	H	R	ER	BB	SO	ERA	WHIP	W	L	SV
Aaron Bummer (Braves)	30	MLB	9	7.2	11	5	5	3	7	5.87	1.83	1	1	0
Matt Waldron (Padres)	27	MLB	5	25.0	26	12	11	10	23	3.96	1.44	1	2	0
Cade Povich (Orioles)	24	Triple-A	4	21.2	7	2	2	9	33	0.83	0.74	2	1	0
Jake McSteen (Braves)	28	Double-A	5	7.2	7	3	3	1	9	3.52	1.04	1	0	0
Spencer Schwellenbach (Braves)	23	High-A	3	16.2	9	4	3	4	15	1.62	0.78	2	0	0
Shay Schanaman (Braves)	24	High-A	6	8.0	12	8	6	8	10	6.75	2.50	0	2	0
Emmett Olson (Marlins)	21	Single-A	3	16.0	8	0	0	4	19	0.00	0.75	1	0	0
Jace Kaminska (Rockies)	22	Single-A	3	12.2	8	1	1	2	18	0.71	0.79	1	0	0

Shay Schanaman (Braves)	High-A
Max Anderson (Tigers)	High-A
Brice Matthews (Astros)	High-A
Jace Kaminska (Rockies)	Single-A
Emmett Olson (Marlins)	Single-A

**The Canadian Connection**

- Nebraska has bolstered its roster this season with six Canadian players, marking the third consecutive season with at least one player from the Great White North on the NU roster.
- The Huskers are one of five programs nationally with at least five Canadians on the roster and have the third most, trailing Niagara and Canisius with 14 and nine, respectively.

School	# of Players
Niagara	14
Canisius	9
Nebraska	6
North Dakota State	6
Utah	5

**JUCO Class Receives National Recognition**

- The Huskers were recognized in October with the top-ranked JUCO class in JBB's Made it to Campus Junior College Class Rankings.
- It marked the second consecutive season with a top-10 JUCO class for Nebraska after last year's class finished ninth, behind the likes of Arkansas, Tennessee, Ole Miss and Arizona.
- The class features Evan Borst (RHP), Casey Daiss (RHP), Dylan Hufft (INF), Aaron Manias (INF), Mason McConnaughey (RHP), Joshua Overbeek (INF), Riley Silva (OF), Rhett Stokes (INF) and Tyler Stone (INF).

**Mining the Junior College Ranks**

- Of the 42 Huskers on this year's team, 16 Huskers spent time playing at least one season at the junior college level at some time prior to arriving in Lincoln.
- Two players hail from Iowa Central CC, while Alvin CC, Barton County CC, Cisco College, Cloud County CC, Colby CC, College of Southern Nevada, Howard College, Iowa Western CC, Johnson County CC, New Mexico Military Institute, Parkland College, Pasco Hernandez JC and Wharton County JC all had one Husker come through their respective programs.

**Stars in the Making**

- Nebraska has nine players ranked in D1Baseball's Top MLB Draft Prospects and Impact Freshmen rankings in the Big Ten.

Top Big Ten Prospects - 2024 Draft Eligible

- Dylan Carey - No. 8
- Josh Caron - No. 18
- Gabe Swansen - No. 21
- Drew Christo - No. 22
- Riley Silva - No. 37

Top Big Ten Prospects - 2025 Draft Eligible

- Caleb Clark - No. 14

Top 25 Impact Freshmen List

- Tucker Timmerman - No. 12
- Case Sanderson - No. 15
- Ryan Harrahill - No. 19

**Major League Family Ties**

- Several members of the 2024 Husker roster have family members who have reached The Show or have heard their name called in the Major League Baseball draft.

Player	Relative	Organization
--------	----------	--------------

Brumbaugh	Cliff (Father)	Rangers/Rockies
Carey	Dave (Grandfather)	Expos
	Dan (Great Uncle)	Mets
	Scott Fries (Cousin)	Cubs
Cleavinger	Garrett (Brother)	Rays
Harrahill	Dwight Siebler (3rd Cousin)	Twins
Lewis	Peyton (Father)	Blue Jays

**Big Red Family Connection**

- Five Huskers on the NU roster have had at least one family member compete in a sport at Nebraska.
- Max Buettenback and Drew Christo have relatives who played on the gridiron for the Big Red, while Dylan Carey and Ryan Harrahill each have a family member who competed for the NU baseball program.
- Garrett Anglim's sister, Lauryn, is a member of the NU soccer program and helped the Huskers to their first Elite Eight appearance since 1999.

Player	Relative	Organization
Anglim	Lauryn (Sister)	Soccer
Buettenback	Ben (Father)	Football
	Matt Vrzal (Uncle)	Football
Carey	Scott Fries (Cousin)	Baseball
Christo	Monte (Father)	Football
Harrahill	Dwight Siebler (3rd Cousin)	Baseball

**NU Among Most Improved P5 Programs in 2023**

- Nebraska is one of 11 Power Five programs to record a win differential of +10 or better from 2022 to 2023.
- The Huskers saw a 10-win improvement and went 33-23-1 in 2023 after going 23-30 in 2022.

Team	2023	2022	Diff.
Boston College (ACC)	19	37	+18
Duke (ACC)	39	22	+17
Indiana (Big Ten)	43	27	+16
South Carolina (SEC)	42	27	+15
LSU (SEC)	54	40	+14
Wake Forest (ACC)	54	41	+13
Alabama (SEC)	43	31	+12
Florida (SEC)	54	42	+12
Virginia (ACC)	50	39	+11
Nebraska (Big Ten)	33	23	+10
Ohio State (Big Ten)	31	21	+10

**Four Huskers Taken in 2023 MLB Draft**

- The Huskers have had at least three players picked in the MLB Draft 10 times since 2010 after Brice Matthews, Max Anderson, Emmett Olson and Jace Kaminska had their names called in the 2023 MLB Draft.
- Last year's draft marked the fourth time in program history that the Huskers had at least four players picked in the top 10 rounds. The last time the Big Red had four Huskers go in the first 10 rounds was back in 2005.
- Matthews became the seventh first-round selection in NU history with the 28th overall pick by the Houston Astros. The NU junior was a Dick Howser Trophy semifinalist and second-team All-American by the NCBWA after batting .359 with 11 doubles, two triples, 20 home runs, 67 RBI and 61 runs scored in 2023.
- Anderson heard his name called with the 45th overall pick in the second round to become the fifth second-round selection in program history. The Omaha native was a semifinalist for the Golden Spikes Award and Dick Howser Trophy and a consensus second-team All-American by all media outlets after hitting .414 with 20 doubles, three triples, 21 home runs, 70 RBI and 51 runs scored in 2023.
- Olson was the third Husker to be taken, as he

was the 110th overall pick by the Miami Marlins in the fourth round. The NU junior went 6-3 with a 4.50 ERA in 15 starts as the starter on Friday night for the Huskers. Olson compiled 80 strikeouts with 30 walks in 82 innings and held opponents to a .227 batting average.

- Kaminska was taken by the Colorado Rockies in the 10th round of the MLB Draft. The Wichita State transfer went 7-3 with a 4.13 ERA in 14 starts for the Huskers. Kaminska totaled 57 strikeouts with 15 walks in 72 innings while holding opponents to a .235 hitting clip.

**Harvell, Sirianni Recognized by D1Baseball**

- Assistant coaches Lance Harvell and Mike Sirianni were recognized by D1Baseball as two of the "Top 100 Assistant Coaches on the Rise" in October of 2023.
- Nebraska is one of 20 programs nationally with at least two assistant coaches on the list, including one of three Big Ten programs.
- Entering his fifth season with the Huskers, Harvell coaches hitters and outfielders and serves as NU's third-base coach.
- Sirianni is in his first season with the Huskers after spending the previous four seasons as an assistant coach and recruiting coordinator at Wichita State.

**Coaches at the Alma Mater**

- Head coach Will Bolt is one of 54 DI coaches leading their alma mater this season. A member of Dave Van Horn's first recruiting class, Bolt was a four-year starter and team captain on Nebraska's 2001 and 2002 College World Series teams. He earned his bachelor's degree in communication studies in 2003 before earning his master's degree in 2006.

**NU Among Nation's Best in Attendance**

- Nebraska has led the Big Ten in attendance every season since joining the Big Ten in 2012 and ranks 10th nationally in average attendance in the last 12 seasons with 4,123 fans per game.
- The Big Red have ranked in the Top 20 in average attendance in each season since 2012, climbing as high as sixth in 2017 and 2021.
- The Huskers have finished in the top 15 in average attendance in every season since 2015, joining LSU, Ole Miss, Arkansas, South Carolina, Mississippi State, Texas and Florida as the only eight programs to accomplish the feat.

Team	Avg. Attendance Since 2012
1. LSU (SEC)	10,144
2. Ole Miss (SEC)	8,551
3. Arkansas (SEC)	8,282
4. Mississippi State (SEC)	7,881
5. South Carolina (SEC)	6,554
6. Texas (Big 12)	5,382
7. Texas A&M (SEC)	4,626
8. Florida State (ACC)	4,177
9. Clemson (ACC)	4,130
10. Nebraska	4,123

**Hawks Field Celebrates 23rd Year in 2024**

- The 2024 campaign marks Nebraska's 23rd year playing home games at Hawks Field at Haymarket Park. The Huskers moved to Hawks Field in 2002 after playing at Buck Beltzer Stadium for 23 years from 1979 to 2001.
- Nebraska enters 2024 with a 408-165-1 record at Hawks Field and hasn't had a losing season at home in each of the last 22 seasons. This season, the Huskers have 27 home games scheduled.



# N RIGHT-HANDED PITCHER

## BRETT SEARS 34

BATS  
**RIGHT**

THROWS  
**RIGHT**

HEIGHT  
**6-0**

WEIGHT  
**205**

CLASS  
**SENIOR**

HOMETOWN  
**WESTPHALIA, IOWA**

PREVIOUS SCHOOL  
**IOWA CENTRAL CC**

### CAREER STATISTICS (2020-21 at Western Illinois)

Year	ERA	W	L	App	GS	CG	SHO	CBO	SV	IP	H	R	ER	BB	SO	2B	3B	HR	BF	B/Avg	WP	HBP	BK	SFA	SHA
2020	12.27	0	1	3	2	0	0	0	0	7.1	13	10	10	6	6	3	0	1	45	-	1	6	0	0	1
2021	5.91	2	4	8	8	1	1	1	0	42.2	52	32	28	22	25	17	0	2	202	-	2	3	1	2	2
2023	5.29	0	0	11	0	0	0	0	0	17.0	23	10	10	4	23	6	0	3	79	.324	3	3	0	1	0
2024	1.58	7	0	10	10	1	1	1	0	68.1	37	12	12	12	68	6	0	4	253	.155	1	3	1	0	0
<b>TOTAL</b>	<b>3.99</b>	<b>9</b>	<b>5</b>	<b>32</b>	<b>20</b>	<b>2</b>	<b>2</b>	<b>2</b>	<b>0</b>	<b>135.1125</b>	<b>64</b>	<b>60</b>	<b>44</b>	<b>122</b>	<b>32</b>	<b>0</b>	<b>10</b>	<b>579</b>	<b>-</b>	<b>7</b>	<b>15</b>	<b>2</b>	<b>3</b>	<b>3</b>	

### SEASON HIGH

9.0 vs. Ohio State, 4/5/24  
 3 vs. Maryland, 4/19/24  
 3 vs. Maryland, 4/19/24  
 5 vs. Nicholls, 3/16/24  
 10 vs. Ohio State, 4/5/24

### CATEGORY

Innings ..... Same  
 Runs ..... 10 vs. Oral Roberts, 4/2/21  
 Earned Runs ..... 10 vs. Oral Roberts, 4/2/21  
 Walks ..... 5 (3x) last vs. Nicholls, 3/16/24  
 Strikeouts ..... Same

### CAREER HIGH

### 2024 GAME-BY-GAME STATISTICS

Date	Opponent	GS	IP	H	R	ER	BB	SO	2B	3B	HR	WP	BK	HBP	IBB	Score	W-L	Sv	ERA	NP
Feb 16	vs Baylor	*	5.1	3	1	1	0	7	0	0	0	0	0	0	0	4-1	0-0	0	1.69	72
Feb 23	at Grand Canyon	*	6.0	2	0	0	1	7	0	0	0	0	0	1	0	11-1	1-0	0	0.79	90
Mar 02	at Charleston	*	6.0	2	2	2	1	7	0	0	1	1	0	0	0	5-4	1-0	0	1.56	91
Mar 09	SOUTH ALABAMA	*	8.0	4	2	2	0	7	2	0	1	0	0	0	0	13-2	2-0	0	1.78	88
Mar 16	NICHOLLS	*	6.0	3	0	0	5	6	0	0	0	0	1	0	0	16-0	3-0	0	1.44	108
Mar 22	NEW MEXICO ST	*	8.0	2	0	0	0	9	0	0	0	0	0	0	0	14-2	4-0	0	1.14	104
Mar 29	at Northwestern	*	7.0	6	2	2	2	4	1	0	1	0	0	2	0	5-2	5-0	0	1.36	96
Apr 05	OHIO STATE	*	9.0	2	0	0	0	10	0	0	0	0	0	0	0	3-0	6-0	0	1.14	115
Apr 12	at Rutgers	*	6.0	6	2	2	1	3	2	0	0	0	0	0	0	6-7	6-0	0	1.32	89
Apr 19	MARYLAND	*	7.0	7	3	3	2	8	1	0	1	0	0	0	0	6-3	7-0	0	1.58	98
<b>Totals</b>			<b>10</b>	<b>68.1</b>	<b>37</b>	<b>12</b>	<b>12</b>	<b>68</b>	<b>6</b>	<b>0</b>	<b>4</b>	<b>1</b>	<b>1</b>	<b>3</b>	<b>0</b>	<b>83-22</b>	<b>7-0</b>	<b>0</b>	<b>1.58</b>	<b>-</b>

### Sears Twirls Two-Hit Complete-Game Shutout

- Brett Sears tossed a two-hit complete-game shutout to guide Nebraska to a 3-0 victory over Ohio State on April 6.
- The complete-game shutout was the first by a Husker since Will Walsh in the 2023 Big Ten Tournament.
- His two hits allowed marked the fewest in a complete game by a Nebraska pitcher since Matt Waldron against Michigan State in 2019.
- The right-hander punched out a career-high 10 batters without issuing a free pass, his fourth outing this season with seven-plus strikeouts and zero walks.
- Sears retired 14 of the first 16 batters he faced after working around a one-out single in the top of the fifth, and then set down the next 14 Buckeyes to preserve the complete-game shutout.

### Sears Among National Leaders

Category	Value	B1G	NCAA
Complete Games	1	1st	22nd
Earned Run Average	1.58	1st	4th
Games Started	10	4th	22nd
Hits Allowed/9 inn.	4.87	1st	5th
Strikeout-to-Walk Ratio	5.67	2nd	29th
Strikeouts	68	2nd	48th
Victories	7	1st	6th
WHIP	0.72	1st	1st
Walks Allowed/9 inn.	1.58	2nd	29th

### Sears With Quality Starts

- The Westphalia, Iowa, native allowed just three runs on seven hits to Maryland across seven innings last Friday, notching his ninth consecutive quality start for the Huskers.
- The nine consecutive quality starts are the most by a Nebraska hurler since at least 1999, and the longest active streak by any starting pitcher in Division I.
- The right-hander has punched out 68 batters with only 12 walks, posting a 5.7 strikeout-to-walk ratio over that span, which ranks second in the Big Ten behind teammate Will Walsh (6.0).
- Sears has allowed four-or-fewer hits in seven of his 10 outings, as opponents are hitting just .155 (37-for-239) against the senior.

### Sears' Quality Starts

Opponent	IP	H	ER	SO
at Grand Canyon	6.0	2	0	7
at College of Charleston	6.0	2	2	7
South Alabama	8.0	4	2	7
Nicholls	6.0	3	0	6
New Mexico State	8.0	2	0	9
at Northwestern	7.0	6	2	4
Ohio State	9.0	2	0	10
at Rutgers	6.0	6	2	3
Maryland	7.0	7	3	8

### Honors & Awards

- » NCBWA National Pitcher of the Week (4/1-7)
- » Big Ten Pitcher of the Week (4/8)
- » Golden Spikes Award Midseason Watch List
- » D1 Baseball Midseason 2nd-Team All-American

### 3rd NU Pitcher to Start 7-0 Since 1999

- Brett Sears is the third Nebraska pitcher since 1999 to start the season with a 7-0 record.
  - Sears is the first Husker to start 7-0 since Tony Watson in 2006, chasing only Brian Duensing who finished a perfect 8-0 in 2005.
- | Pitcher        | Record (Year) |
|----------------|---------------|
| Brian Duensing | 8-0 (2005)    |
| Tony Watson    | 7-0 (2006)    |
| Brett Sears    | 7-0 (2024)    |

### Sears Shines in Starting Role

- Brett Sears leads the nation in WHIP (0.72) and ranks among national leaders in hits allowed/9 inn. (4.87, 5th), allowing just 10 of his 37 hits to go for extra bases, victories (7, T-6th) and ERA (1.58, 4th).
- Nebraska is 9-1 this season in games that Sears has started, outscoring opponents 83-22 in those outings.
- Across 10 starts, Sears is 7-0 with a 1.58 ERA and is one of two starting pitchers in DI this season with 60-plus innings pitched, 65-plus strikeouts and 12 earned runs or fewer.

Pitcher (School)	IP	SO	ER
Brett Sears (Nebraska)	68.1	68	12
Jamie Arnold (Florida State)	60.1	90	11



# N HEAD COACH WILL BOLT 7

One of the catalysts in Nebraska baseball's rise to national prominence in his playing days, Will Bolt returned to his alma mater as former athletic director Bill Moos named Bolt the 24th head coach of the Husker baseball program on June 14, 2019. He enters his third season at the helm in 2022.

Bolt captained the Huskers' first two College World Series teams in 2001 and 2002, and has 12 years of NCAA Division I coaching experience, having served in assistant coaching roles at Texas A&M and Nebraska. Bolt also spent four years as the head coach at Texarkana College.

### Nebraska Head Coach

In 2023, the Huskers had four players picked in the first 10 rounds of the MLB Draft for the first time since 2005. Fueled by Second-Team All-American Max Anderson and first-round draft pick Brice Matthews, the Nebraska offense belted a school-record 97 home runs. Anderson became the first Husker since 2001 to hit above .400 at the plate with a .414 batting average while hitting the fifth-most homers in program history with 21 last season. Matthews became the first player in program history and second player all-time in the Big Ten to record 20 home runs and 20 stolen bases in a season.

The 2021 Big Ten Coach of the Year, Bolt guided Nebraska to its second Big Ten regular-season championship in 2021. The Huskers compiled a 34-14 record, including a 31-12 record in Big Ten play, with NU capturing the league crown by 3.5 games. Nebraska also advanced to its first regional final since 2007 while posting a 3-2 record in the NCAA Fayetteville Regional.

In addition to Bolt's coaching accolade, NU counted the Big Ten Player of the Year in Spencer Schwellenbach, the Big Ten Freshman of the Year in Max Anderson and four first-team All-Big Ten honorees -- its most since joining the league. Schwellenbach was also tabbed the John Olerud Two-Way Player of the Year and a first-team All-American, and Anderson picked up Freshman All-America recognition.

Three NU hurlers were selected in the 2021 MLB Draft, with Schwellenbach in the second round (59th overall) by the Atlanta Braves, Cade Povich going in the third round (98th overall) by the Minnesota Twins and Cam Wynne picked in the 20th round by the Philadelphia Phillies.

Bolt and his coaching staff have done impressive work in recruiting since their arrival in Lincoln. The Huskers' 15-member 2021 recruiting class, which included a trio of top-200 prospects, was ranked 20th by Perfect Game, 21st by Baseball America and 36th by Collegiate Baseball.

Nebraska's 2020 season -- Bolt's first at the helm -- was cut short due to the COVID-19 pandemic.

### Texas A&M Assistant Coach

Bolt spent five seasons as an assistant coach at Texas A&M under former NU assistant Rob Childress. In that span, the Aggies went 219-98-1 (.690) with five straight NCAA Regional appearances, three Regional titles, an SEC Tournament title in 2016 and an appearance in the 2017 College World Series.

Bolt's primary functions on the Aggie staff included coordinating the offensive game, mentoring the infielders and serving as third base coach. The Aggies finished in the top-25 nationally in batting average twice under his tutelage, and finished in the top five of the SEC in hitting or runs scored in four of his five seasons with the Aggies. He tutored 12 hitters who were selected in the MLB Draft during his tenure in College Station, including six players selected in the top-10 rounds, and seven players who earned first- or second-team All-SEC honors.

In 2019, the Aggie offense was led by Braden Shewmake, who was the No. 21 overall selection in the Major League Baseball Draft by the Atlanta Braves. Shewmake hit .313 with six homers, 47 RBI and 45 runs scored en route to becoming the school's first MLB first-round pick since 2012. The Aggies won 39 games and reached the championship game of the Morgantown Regional.

In 2018, the Aggies went 40-22 and reached an NCAA Regional behind the emergence of Michael Helman, who finished 15th in the nation in hits (92), and logged a .369 batting average, .451 on-base percentage and 61 runs to rank in the top 50 nationally.

The Aggies made a run to the College World Series in 2017, finishing the season with a 41-23 mark behind the rise of Shewmake, who earned All-America honors and was named National Freshman of the Year and SEC Freshman of the Year after hitting .328 with 11 homers and 69 RBI.

Bolt guided a prolific Texas A&M offense to 49 runs and an SEC Tournament title in 2016, as the Aggies led the SEC in batting average, runs scored, hits, home runs, on-base percentage and slugging percentage while ranking in the top-25 nationally in seven categories, including hits (712, second), runs (471, ninth), batting average (.311, 15th), doubles (129, 20th), home runs (62, 22nd), slugging percentage (.467, 22nd) and scoring offense (7.2 runs per game, 23rd). The Aggies were led by All-American Boomer White, who hit .386 with five homers, 46 RBI and 49 runs scored while striking out just 16 times in 259 plate appearances en route to SEC Player-of-the-Year honors.

Bolt made an immediate impact for the Texas A&M offense in his first season, as the Aggies ranked second in the SEC in hitting (.299) and third in runs scored (6.6) during his first season in College Station. The Aggies opened the season with an SEC-record 24-game win streak on their way to a 50-

### PLAYING CAREER

1999-02 Nebraska

### COACHING CAREER

2005	Nebraska	Volunteer Assistant
2006-07	Texas A&M	Volunteer Assistant
2008-11	Texarkana College	Head Coach
2012-14	Nebraska	Assoc. Head Coach
2015-19	Texas A&M	Assistant Coach
2020-Pres.	Nebraska	Head Coach

### YEAR-BY-YEAR COACHING RECORD

Yr.	Record	Pct.	Conf.	Postseason
2020	7-8	.467	-	-
2021	34-14	.708	31-12	NCAA Regional
2022	23-30	.434	10-14	-
2023	33-23-1	.588	15-9	
2024	25-13	.658	8-4	

### COACHING HONORS

2021 Big Ten Coach of the Year

### NCAA TOURNAMENTS

#### NEBRASKA

- » 2005 College World Series
- » 2014 NCAA Regional
- » 2021 NCAA Regional

#### TEXAS A&M

- » 2007 NCAA Super Regional
- » 2015 NCAA Super Regional
- » 2016 NCAA Super Regional
- » 2017 College World Series
- » 2018 NCAA Regional
- » 2019 NCAA Regional

### CONFERENCE CHAMPIONSHIPS

#### NEBRASKA

- » 2021 Big Ten Regular Season Champions
- » 2005 Big 12 Regular Season Champions
- » 2005 Big 12 Tournament Champions

#### TEXAS A&M

- » 2007 Big 12 Tournament Champions
- » 2016 SEC Tournament Champions

win season and a Super Regional appearance. That year, the Aggies ranked among the national leaders in home runs (third, 70), hits (655, seventh), runs (424, 15th) and slugging percentage (.457, 15th).

### Nebraska Associate Head Coach

Bolt was associate head coach for the Huskers from 2012 to 2014, serving under Darin Erstad. Bolt tutored four players to first-team All-Big Ten honors, including two-time selections Chad Christensen, Michael Pritchard and Pat Kelly.

Nebraska was one of the top offenses in the Big Ten during his final year in Lincoln in 2014, ranking 19th nationally in hits (623), 30th in triples (19) and 31st in batting average (.293) as Nebraska won 41 games and reached the NCAA Tournament for the first time since 2008. Nebraska's defense was also one of the best units in the country. With new starters at first base, third base, shortstop, left field and center field, the Huskers ranked 21st in the country with a .976 fielding percentage.

Under Bolt's watch in 2013, Nebraska's defense turned in its best performance in school history. The Huskers ranked second in the nation with a .981 fielding percentage, setting school and Big Ten records. The Husker offense improved under Bolt's tutelage in 2013, ranking in the top three in the Big Ten in eight offensive categories. In conference play, the Huskers led the conference in batting average (.335), on-base percentage (.401), runs (180), hits (307) and RBIs (159).

In Bolt's first season at Nebraska in 2012, he helped raise the team batting average by 45 points, as the Huskers ranked eighth nationally with a .315 clip as a squad. NU was eighth nationally in scoring offense, leading the Big Ten with 7.1 runs per game, while also topping the conference in homers (47), on-base percentage (.384) and runs scored (413). Pritchard, a third-team All-American, was one of six Husker hitters to earn all-conference recognition.

### Texarkana College Head Coach

Before joining Erstad's staff, Bolt served four years as head coach at Texarkana College from 2008 to 2011. He led the Bulldogs to a pair of Region XIV championships during his four-year stint. Bolt guided the Bulldogs to back-to-back Region XIV championships (2009 and 2010) during a stretch of four straight Regional Tournament appearances and four 30-plus win seasons. Bolt, who was 140-82 (.631) at Texarkana, helped over 20 players sign with Division I schools.

### Texas A&M Volunteer Assistant Coach

Bolt headed back to his home state in 2006 and spent two seasons as a volunteer assistant coach at Texas A&M. In 2007, he was on staff when the

Aggies advanced to the Super Regionals, while producing a 49-18 overall record and claiming the program's first Big 12 Tournament title. In College Station, Bolt specialized in infield work and helped tutor All-Americans Brandon Hicks and Blake Stouffer, who were each drafted in the first five rounds of the MLB Draft.

### Nebraska Volunteer Assistant Coach

Bolt began his collegiate coaching career as a volunteer assistant at Nebraska in 2005, working with the Husker infielders and hitters. Behind National Player of the Year Alex Gordon, the Huskers compiled a school-record 57 wins and swept the Big 12 regular-season and Tournament championships. Nebraska finished the season with a then-school record .975 fielding percentage and included an infield that featured Gordon, first-team All-Big 12 performer Curtis Ledbetter and Joe Simokaitis, a second-team All-Big 12 pick.

### Nebraska Playing Career

A member of Dave Van Horn's first recruiting class, Bolt was a four-year starter and team captain on Nebraska's 2001 and 2002 College World Series teams. The infielder played an instrumental role in helping Nebraska to four NCAA Regionals, three Super Regionals and back-to-back College World Series appearances.

Bolt was the Minneapolis Regional MVP as a sophomore, hitting .545 in three games to lead the Big Red to its first-ever NCAA Regional title. The following year, Bolt made one of the most memorable plays in school history, catching the final out of the 2001 Super Regional against Rice to send the Big Red to its first-ever College World Series.

Bolt finished his career holding six school records, including games played (251), games started (242), at-bats (922), hits (281), doubles (56) and assists (639). Bolt remains in the school's top five in several categories, including doubles (first, 56), games played (second, 251), assists (second, 639), hits (third, 281) and runs scored (fifth, 197).

Following his playing career, he began his coaching career as a graduate manager at Nebraska in 2004 before serving as head coach for the Parkville Sluggers (M.I.N.K. League) the following summer.

### Personal

A native of Conroe, Texas, Bolt and his wife, Lauren, were married in July 2005. They have two sons, Jaxon and Austin, and one daughter, Bella. Bolt graduated from Nebraska in 2003 with a degree in communication studies before earning his master's degree in 2006. Lauren graduated from Nebraska in 2005 with a degree in journalism.

## NEBRASKA IN 2024

	Overall	B1G
Overall	25-13	8-4
Home	13-5	4-2
Away	11-6	4-2
Neutral	1-2	0-0
Non-Conference	17-8	---
vs. Ranked Opponent	0-1	0-0
Day Games	16-6	6-3
Night Games	9-6	2-1
vs. Left-Handed Starter	9-6	3-2
vs. Right-Handed Starter	16-7	5-2
1-Run Games	5-2	1-1
2-Run Games	4-5	0-1
5+ Run Games	10-5	2-2
Extra Innings	2-1	1-1
Shutouts	2-0	1-0
Scoring 0-2 Runs	1-1	0-1
Scoring 3-5 Runs	6-9	2-2
Scoring 6-9 Runs	8-2	4-1
Scoring 10+ Runs	10-1	2-0
Opp. 0-2 Runs	11-0	3-0
Opp. 3-5 Runs	9-1	4-0
Opp. 6-9 Runs	5-9	1-3
Opp. 10+ Runs	0-3	0-1
Score in 1st Inning	10-3	4-0
Opp. Score in 1st Inning	7-5	3-2
Score First	17-5	5-2
Opp. Score First	8-8	3-2
After 6 Innings:		
Leading	19-3	7-1
Trailing	2-9	0-3
Tied	4-1	1-0
After 7 Innings:		
Leading	19-3	7-1
Trailing	2-9	0-3
Tied	3-1	0-0
After 8 Innings:		
Leading	20-3	6-1
Trailing	3-9	1-3
Tied	1-1	0-0
Hit 0 Home Runs	7-4	2-0
Hit 1 Home Run	11-7	3-4
Hit 2+ Home Runs	7-2	3-0
Opp. 0 Home Runs	14-2	3-1
Opp. 1 Home Run	9-3	4-0
Opp. 2+ Home Runs	2-8	1-3
Made 0 Errors	11-6	5-2
Made 1 Error	5-3	1-2
Made 2+ Errors	9-4	2-0
Opp. 0 Error	7-6	2-2
Opp. 1 Error	6-5	2-2
Opp. 2+ Errors	12-2	4-0
Out-Hit Opp.	18-0	6-0
Out-Hit by Opp.	4-11	0-3
Hits are tied	3-2	2-1

### BY MONTH

February	5-3	0-0
March	15-2	3-0
April	5-8	5-4
May	0-0	0-0

### BY DAY

Monday	0-0	0-0
Tuesday	2-4	0-0
Wednesday	1-1	0-0
Thursday	2-0	0-0
Friday	7-2	3-1
Saturday	7-3	3-1
Sunday	6-3	2-2

### BY UNIFORM

Cream	5-0	2-0
White	3-3	1-1
Pinstripes	2-1	0-0
Grey	0-1	0-0
Red	15-8	5-3

## COACHING STAFF



**Will Bolt**  
Head Coach  
Dugout



**Lance Harvell**  
Assistant Coach  
3rd Base/Dugout



**Rob Childress**  
Assistant Coach  
Mound Visits/Dugout



**Mike Sirianni**  
Volunteer Assistant  
1st Base/Dugout

## 2024 NEBRASKA BASEBALL ROSTER

No.	Player	Yr.	Pos.	Ht.	Wt.	B/T	Hometown / Previous School(s)
0	Cayden Brumbaugh	RSo.	INF	5-11	190	R/R	Edmond, Okla. / Sante Fe/ Oklahoma State
1	Riley Silva	Jr.	OF	6-0	180	L/R	Cambridge, Ontario / Barton County CC
2	Matt Evans	Fr.	OF	6-0	185	L/R	Tillsonburg, Ontario / Glendale
4	Joshua Overbeek	Jr.	INF	6-1	210	S/R	Cincinnati, Ohio / Anderson / Pitt / Cisco College
5	Josh Caron	Jr.	C	6-0	215	R/R	Sun Prairie, Wis. / Sun Prairie
6	Dylan Hufft	RSo.	INF	5-11	185	R/R	Parkville, Mo. / Park Hill / Kansas State / Johnson County CC
8	Evan Borst	Jr.	RHP	5-11	195	R/R	Des Moines, Iowa / Norwalk / Iowa Central CC
9	Rhett Stokes	Jr.	INF	5-10	190	R/R	Roswell, N.M. / Roswell / New Mexico Military Institute
10	Ben Columbus	Sr.	C	6-0	205	L/R	North Vancouver, B.C. / Sentinel Secondary School / Wharton County JC
11	Max Buettenback	Fr.	C	6-1	215	L/R	Lincoln, Neb. / Lincoln Southeast
12	Cole Evans	Sr.	OF	6-2	210	R/R	Grand Island, Neb. / Grand Island / Creighton / Parkland College
13	Will Jesske	Fr.	C/INF	6-1	215	R/R	Lincoln, Neb. / Lincoln Southeast
14	Case Sanderson	Fr.	OF	6-2	215	L/L	Nevada, Mo. / Nevada
15	Dylan Carey	So.	INF	6-3	210	R/R	Castle Rock, Colo. / Ponderosa
16	Aaron Manias	Jr.	INF	6-2	210	L/R	Uxbridge, Ontario / Howard College
17	Hayden Lewis	RFr.	UTIL	6-1	205	L/L	Yutan, Neb. / Yutan
18	Garrett Anglim	RJr.	OF	6-1	210	R/R	La Vista, Neb. / Papillion-La Vista
19	Kyle Perry	Gr.	LHP	6-0	200	L/L	Omaha, Neb. / Millard South
20	Ty Horn	Fr.	RHP	6-2	195	L/R	Halstead, Kan. / Eisenhower
21	Clay Bradford	Sr.	OF	6-3	215	L/L	Humble, Texas / Atascocita / Temple College / St. Mary's
23	Bryce Hughes	RJr.	INF	5-9	180	R/R	Channelview, Texas / Alvin CC
24	Caleb Clark	So.	LHP	6-2	205	L/L	Orillia, Ontario / Orillia Secondary School
25	Drew Christo	Jr.	RHP	6-5	235	R/R	Elkhorn, Neb. / Elkhorn
26	Kyle Froehlich	Sr.	RHP	6-0	200	L/R	Nipawin, Saskatchewan / L.P. Miller Comp. School / Colby CC / Northwestern St.
27	Noah Madsen	Fr.	RHP	6-2	210	R/R	Roseville, Calif. / Woodcreek
28	Bobby Olsen	Gr.	RHP	6-0	210	R/R	Powdersville, S.C. / Powdersville / Brown
30	Will Walsh	RJr.	UTIL	6-4	220	L/R	Leawood, Kan. / Rockhurst
32	Tucker Timmerman	Fr.	RHP	6-3	225	R/R	Beatrice, Neb. / Beatrice
33	Jackson Brockett	Jr.	LHP	6-1	205	L/L	Omaha, Neb. / Elkhorn South / Buford (Ga.)
34	Brett Sears	Sr.	RHP	6-0	205	R/R	Westphalia, Iowa / Harlan / Western Illinois / Iowa Central CC
35	Ryan Harrahill	Fr.	RHP	6-4	225	R/R	Elkhorn, Neb. / Elkhorn North
36	Grant Cleavinger	So.	LHP	6-5	225	L/L	Lawrence, Kan. / Lawrence / Tulane
37	Ian Regal	Fr.	LHP	6-2	195	L/L	Rochester, Minn. / Mayo
38	Brooks Kneifl	Fr.	LHP	6-1	210	L/L	Wayne, Neb. / Wayne
39	Carson Jasa	Fr.	RHP	6-7	230	R/R	Thornton, Colo. / Faith Christian Academy
42	Jalen Worthley	So.	LHP	5-10	180	L/L	Lincoln, Neb. / Lincoln East
44	Gabe Swansen	Jr.	OF	6-0	200	R/R	Johnston, Iowa / Johnston
45	Casey Daiss	Jr.	RHP	6-4	230	R/R	Webster, Fla. / Pasco Hernandez JC
48	Rans Sanders	Sr.	RHP	6-0	190	R/R	Grand Island, Neb. / Grand Island Northwest / Cloud County CC / Omaha
51	Mason McConnaughey	So.	RHP	6-3	225	R/R	Topeka, Kan. / Seaman / Cloud County CC
54	Trey Frahm	RJr.	RHP	6-0	240	R/R	Elkhorn, Neb. / Elkhorn / College of Southern Nevada
55	Tyler Stone	Jr.	INF	6-3	235	L/R	Scottsdale, Ariz. / Chaparral / Gonzaga / Iowa Western CC

### COACHING & SUPPORT STAFF

7	Will Bolt	Head Coach
22	Lance Harvell	Assistant Coach
29	Rob Childress	Assistant Coach
3	Mike Sirianni	Assistant Coach
	Conor Behrens	Dir. of Program Development
	Renee Brinkman	Baseball Office Manager
	Bryce Siecko	Strength Coach
	Tanner Fowler	Athletic Trainer

### PRONUNCIATIONS

Player	Pronunciation
Cayden Brumbaugh	Brum-baw
Josh Caron	Care-n
Max Buettenback	Bee-you-ten-back
Aaron Manias	Man-yes
Kyle Froehlich	Fray-lick
Grant Cleavinger	Clev-in-ger
Ian Regal	Ree-gul
Brooks Kneifl	Kuh-knife-ul
Carson Jasa	Yaw-saw
Casey Daiss	Dice
Rans Sanders	like fans
Trey Frahm	like mom

### ROSTER BREAKDOWN BY CLASS

**Graduate (2):** Olsen, Perry  
**Senior (6):** Bradford, Columbus, C. Evans, Froehlich, Sanders, Sears  
**R-Junior (4):** Anglim, Frahm, Hughes, Walsh  
**Junior (11):** Brockett, Borst, Caron, Christo, Daiss, Manias, Overbeek, Silva, Stokes, Stone, Swansen  
**R-Sophomore (2):** Brumbaugh, Hufft  
**Sophomore (5):** Carey, Clark, Cleavinger, McConnaughey, Worthley  
**R-Freshman (1):** Lewis  
**Freshman (11):** Buettenback, M. Evans, Harrahill, Horn, Jasa, Jesske, Kneifl, Madsen, Regal, Sanderson, Timmerman

### ROSTER BREAKDOWN BY POSITION

**Catcher (4):** Buettenback, Caron, Columbus, Jesske  
**Infielder (9):** Brumbaugh, Carey, Hufft, Hughes, Manias, Overbeek, Sanderson, Stokes, Stone  
**Outfielder (6):** Anglim, Bradford, C. Evans, M. Evans, Silva, Swansen  
**Left-Handed Pitcher (7):** Brockett, Clark, Cleavinger, Kneifl, Perry, Regal, Worthley  
**Right-Handed Pitcher (14):** Borst, Christo, Daiss, Frahm, Froehlich, Harrahill, Horn, Jasa, Madsen, McConnaughey, Olson, Sanders, Sears, Timmerman  
**Utility Player (2):** Lewis, Walsh



## 2024 BIG TEN STANDINGS (THROUGH APRIL 24)

Team	Big Ten Record	Pct.	GB	Overall Record	Pct.	Streak
Illinois	10-2	0.833	-	24-13	0.649	W8
Michigan	10-5	0.667	1.5	20-21	0.488	W1
Nebraska	8-4	0.667	2	25-13	0.658	L1
Purdue	8-4	0.667	2	26-15	0.634	W1
Iowa	9-6	0.600	2.5	23-15	0.605	W5
Indiana	7-5	0.583	3	22-18-1	0.537	T1
Ohio State	6-6	0.500	4	19-18	0.514	L2
Michigan State	5-7	0.417	5	17-20	0.459	L1
Maryland	6-9	0.400	5.5	26-16	0.619	W1
Penn State	6-9	0.400	5.5	19-17	0.528	W1
Minnesota	4-8	0.333	6	18-18	0.500	W2
Rutgers	3-9	0.250	7	24-16	0.600	W1
Northwestern	2-10	0.167	8	13-23	0.361	W1

## BIG TEN PLAYERS OF THE WEEK

Feb. 19	Player.....	Matt Maloney, Penn State
	Pitcher.....	Connor Foley, Indiana
	Freshman.....	Luke Gaffney, Purdue
Feb. 26	Player.....	Devin Taylor, Indiana
	Pitcher.....	Christian Coppola, Rutgers
	Freshman.....	Luke Gaffney, Purdue
March 4	Player.....	Drake Wescott, ILL/Nick Williams, MSU
	Pitcher.....	Mitch Voit, Michigan
	Freshman.....	Ryan McKay, Michigan State
March 11	Player.....	Rhett Stokes, Nebraska
	Pitcher.....	Cade Obermueller, Iowa
	Freshman.....	Kyle Remington, MINN/Luke Gaffney, Purdue
March 18	Player.....	Josh Kuroda-Grauer, Rutgers
	Pitcher.....	Kurt Barr, Michigan
	Freshman.....	Ty Doucette, Rutgers
March 25	Player.....	Drake Wescott, Illinois
	Pitcher.....	Justin Sinibaldi, Rutgers
	Freshman.....	Brayden Martin, Maryland
April 1	Player.....	Jacob Schroeder, Illinois
	Pitcher.....	Jacob Denner, Michigan
	Freshman.....	Jasen Oliver, Indiana
April 8	Player.....	Tyler Cerny, Indiana
	Pitcher.....	Brett Sears, Nebraska
	Freshman.....	Joey Brenzewski, Indiana
April 15	Player.....	Jacob Schroeder, Illinois
	Pitcher.....	Mason McConnaughey, Nebraska
	Freshman.....	Luke Gaffney, Purdue
April 22	Player.....	Connor Milton, Illinois
	Pitcher.....	Brody Brecht, Iowa/Jacob Denner, MICH
	Freshman.....	Luke Gaffney, Purdue
April 29	Player.....	
	Pitcher.....	
	Freshman.....	
May 6	Player.....	
	Pitcher.....	
	Freshman.....	
May 13	Player.....	
	Pitcher.....	
	Freshman.....	
May 20	Player.....	
	Pitcher.....	
	Freshman.....	

## RPI RANKINGS (THROUGH APRIL 24)

Rank	Team	Record	Road	Neutral	Home	Non-DI
23.	Nebraska	25-13	11-6	1-2	13-5	0-0
43.	Maryland	26-16	14-12	1-1	11-3	0-0
45.	Rutgers	24-16	14-11	0-0	10-5	0-0
58.	Ohio State	19-18	8-12	4-1	7-5	0-0
67.	Purdue	26-15	4-5	8-2	14-8	0-0
69.	Illinois	24-13	4-8	5-4	15-1	0-0
77.	Indiana	22-18	8-5	2-3	12-10	0-0
96.	Michigan	20-21	7-8	2-6	11-7	0-0
103.	Iowa	21-15	5-8	2-4	14-3	2-0
108.	Michigan State	17-20	3-5	5-9	9-6	0-0
109.	Northwestern	13-23	9-17	0-0	4-6	0-0
131.	Minnesota	17-18	8-10	3-4	6-4	1-0
153.	Penn State	19-17	6-10	5-2	8-5	0-0

## 2024 BIG TEN PRESEASON COACHES POLL

Rank	Team	2023 Overall Record (Big Ten Finish)
1.	Iowa	44-16 (3rd)
2.	Indiana	43-20 (2nd)
3.	Maryland	42-21 (1st)
4.	Rutgers	33-23 (5th)
5.	Nebraska	33-23-1 (4th)
6.	Michigan	28-28 (6th)

## 2024 BIG TEN PRESEASON HONORS LIST

Player	Pos.	Yr.	School
Jack Crowder	RHP	Jr.	Illinois
Ryan Moerman	OF	Jr.	Illinois
Logan Tabeling	RHP	Sr.	Illinois
Connor Foley	RHP	So.	Indiana
Devin Taylor	OF	So.	Indiana
Brock Tibbits	C	Jr.	Indiana
Brody Brecht	RHP	Jr.	Iowa
Marcus Morgan	RHP	Jr.	Iowa
Sam Petersen	OF	Jr.	Iowa
Alex Calarco	C/DH	Jr.	Maryland
Chris Hacopian	3B	Fr.	Maryland
Sam Hojnar	2B	Sr.	Maryland
Jonathan Kim	CF	So.	Michigan
Dylan Vigue	RHP	Fr.	Michigan
Mitch Voit	RHP/1B	So.	Michigan
Joseph Dzierwa	LHP	So.	Michigan State
Jack Frank	OF	Sr.	Michigan State
Nick Powers	LHP	Sr.	Michigan State
Brady Counsell	2B	Jr.	Minnesota
Weber Neels	C/1B	So.	Minnesota
Connor Wietgreffe	LHP	Jr.	Minnesota
Dylan Carey	SS	So.	Nebraska
Gabe Swansen	OF	Jr.	Nebraska
Will Walsh	UTIL	Jr.	Nebraska
Tyler Ganus	OF	Gr.	Northwestern
Owen McElfratrick	INF	So.	Northwestern
Garrett Shearer	RHP	Fr.	Northwestern
Landon Beidelschies	LHP	So.	Ohio State
Gavin Bruni	LHP	Jr.	Ohio State
Henry Kaczmar	SS	So.	Ohio State
Adam Cecere	OF	Gr.	Penn State
J.T. Marr	C	Gr.	Penn State
Bryce Molinaro	INF	So.	Penn State
Mike Bolton Jr.	OF	5th	Purdue
Connor Caskenette	C	Sr.	Purdue
Couper Cornblum	OF	Sr.	Purdue
Christian Coppola	RHP	So.	Rutgers
Josh Kuroda-Grauer	SS	Jr.	Rutgers
Tony Santa Maria	3B	So.	Rutgers

## GAME-BY-GAME STARTERS BY POSITION

Opponent	C	1B	2B	3B	SS	LF	CF	RF	DH	SP
vs. Baylor	Caron	Stone	Brumbaugh	Overbeek	Carey	Swansen	Silva	C. Evans	Sanderson	Sears
vs. Texas Tech	Caron	Stone	Brumbaugh	Overbeek	Carey	Swansen	Silva	Anglim	Sanderson	Walsh
vs. Oklahoma	Caron	Stone	Brumbaugh	Overbeek	Carey	Swansen	Silva	C. Evans	Bradford	Clark
at Grand Canyon	Caron	Stone	Brumbaugh	Columbus	Carey	Swansen	Silva	Anglim	Sanderson	Christo
at Grand Canyon	Caron	Stone	Brumbaugh	Stokes	Carey	Swansen	Silva	Anglim	Sanderson	Sears
at Grand Canyon	Caron	Stone	Brumbaugh	Hufft	Carey	C. Evans	Silva	Anglim	Buettenback	Walsh
at Grand Canyon	Columbus	Stone	Brumbaugh	Stokes	Carey	C. Evans	Silva	Anglim	Caron	Clark
at Charleston	Caron	Walsh	Brumbaugh	Stokes	Carey	Swansen	Silva	C. Evans	Jesske	Christo
at Charleston	Caron	Stone	Stokes	Columbus	Carey	Anglim	Silva	C. Evans	Brumbaugh	Sears
at Charleston	Caron	Stone	Jesske	Stokes	Carey	Swansen	Silva	C. Evans	Brumbaugh	Walsh
South Alabama	Caron	Stone	Hufft	Stokes	Carey	C. Evans	Silva	Swansen	Brumbaugh	Christo
South Alabama	Caron	Stone	Jesske	Stokes	Carey	Anglim	Silva	C. Evans	Sanderson	Sears
South Alabama	Caron	Stone	Columbus	Stokes	Carey	Anglim	Silva	Bradford	Sanderson	Horn
at Wichita State	Columbus	Stone	Hufft	Stokes	Carey	Anglim	Silva	C. Evans	Bradford	Walsh
at Wichita State	Caron	Stone	Stokes	Overbeek	Carey	Bradford	Anglim	C. Evans	Brumbaugh	Harrahill
Nicholls	Caron	Stone	Stokes	Overbeek	Carey	C. Evans	Silva	Bradford	Brumbaugh	Christo
Nicholls	Caron	Walsh	Stokes	Overbeek	Carey	C. Evans	Silva	Anglim	Brumbaugh	Sears
Nicholls	Caron	Walsh	Stokes	Overbeek	Hufft	C. Evans	Silva	Swansen	Brumbaugh	Horn
Omaha	Caron	Walsh	Stokes	Overbeek	Carey	C. Evans	Silva	Anglim	Bradford	McConnaughey
North Dakota	Columbus	Stone	Stokes	Overbeek	Carey	Anglim	Silva	Swansen	Sanderson	Walsh
New Mexico State	Caron	Walsh	Stokes	Overbeek	Carey	Anglim	Silva	C. Evans	Brumbaugh	Sears
New Mexico State	Caron	Stone	Stokes	Overbeek	Carey	Anglim	Silva	C. Evans	Sanderson	Christo
at Northwestern	Caron	Walsh	Stokes	Overbeek	Carey	Anglim	Silva	C. Evans	Brumbaugh	Sears
at Northwestern	Caron	Stone	Stokes	Overbeek	Carey	Anglim	Silva	C. Evans	Sanderson	Christo
at Northwestern	Caron	Stone	Stokes	Overbeek	Carey	Anglim	Silva	C. Evans	Sanderson	McConnaughey
at Creighton	Caron	Stone	Stokes	Overbeek	Carey	Anglim	Silva	C. Evans	Sanderson	Walsh
Ohio State	Caron	Walsh	Stokes	Overbeek	Carey	Anglim	Silva	C. Evans	Brumbaugh	Sears
Ohio State	Caron	Stone	Stokes	Overbeek	Carey	Swansen	Silva	C. Evans	Brumbaugh	McConnaughey
Ohio State	Caron	Stone	Stokes	Overbeek	Carey	C. Evans	Silva	Sanderson	Brumbaugh	Christo
Kansas	Columbus	Stone	Hufft	Overbeek	Carey	Sanderson	Silva	C. Evans	Caron	Horn
at Rutgers	Caron	Walsh	Brumbaugh	Overbeek	Carey	Swansen	Silva	C. Evans	Sanderson	Sears
at Rutgers	Caron	Columbus	Brumbaugh	Overbeek	Carey	Swansen	Silva	C. Evans	Sanderson	McConnaughey
at Rutgers	Columbus	Sanderson	Brumbaugh	Overbeek	Carey	Anglim	Silva	C. Evans	Caron	Christo
Creighton	Caron	Columbus	Brumbaugh	Stokes	Carey	Swansen	Silva	C. Evans	Sanderson	Clark
Maryland	Caron	Columbus	Brumbaugh	Overbeek	Carey	C. Evans	Silva	Sanderson	Bradford	Sears
Maryland	Caron	Columbus	Brumbaugh	Stokes	Carey	Anglim	Silva	E. Evans	Walsh	McConnaughey
Maryland	Caron	Columbus	Brumbaugh	Overbeek	Carey	C. Evans	Silva	Sanderson	Stone	Walsh
Kansas	Caron	Stone	Brumbaugh	Overbeek	Carey	Anglim	Silva	C. Evans	Columbus	Christo

### GAME-BY-GAME STARTING LINEUPS

Opponent	1	2	3	4	5	6	7	8	9
vs. Baylor	Brumbaugh	Overbeek	Carey	Caron	Stone	Swansen	Sanderson	C. Evans	Silva
vs. Texas Tech	Brumbaugh	Overbeek	Carey	Caron	Stone	Swansen	Sanderson	Anglim	Silva
vs. Oklahoma	Brumbaugh	Overbeek	Carey	Caron	Stone	Swansen	Bradford	C. Evans	Silva
at Grand Canyon	Brumbaugh	Silva	Carey	Caron	Stone	Swansen	Sanderson	Anglim	Columbus
at Grand Canyon	Brumbaugh	Silva	Carey	Caron	Stone	Swansen	Sanders	Anglim	Stokes
at Grand Canyon	Brumbaugh	Silva	Carey	Caron	Stone	Anglim	Buettenback	C. Evans	Hufft
at Grand Canyon	Brumbaugh	Silva	Carey	Caron	Stone	Anglim	Columbus	C. Evans	Stokes
at Charleston	Brumbaugh	Silva	Carey	Caron	Jesske	Swansen	C. Evans	Walsh	Stokes
at Charleston	Brumbaugh	Silva	Caron	Stone	C. Evans	Carey	Columbus	Anglim	Stokes
at Charleston	Brumbaugh	Silva	Caron	Stone	C. Evans	Carey	Jesske	Swansen	Stokes
South Alabama	Brumbaugh	Silva	Carey	Stone	Caron	C. Evans	Swansen	Stokes	Hufft
South Alabama	Silva	Jesske	Carey	Stone	Caron	C. Evans	Sanderson	Anglim	Stokes
South Alabama	Silva	Sanderson	Caron	Stone	Bradford	Anglim	Columbus	Carey	Stokes
at Wichita State	Stokes	Silva	C. Evans	Stone	Anglim	Bradford	Carey	Columbus	Hufft
at Wichita State	Brumbaugh	Overbeek	C. Evans	Stone	Caron	Bradford	Anglim	Carey	Stokes
Nicholls	Brumbaugh	Silva	Overbeek	C. Evans	Stone	Caron	Bradford	Carey	Stokes
Nicholls	Brumbaugh	Silva	Overbeek	C. Evans	Caron	Anglim	Walsh	Carey	Stokes
Nicholls	Brumbaugh	Silva	Overbeek	C. Evans	Caron	Walsh	Swansen	Stokes	Hufft
Omaha	Bradford	Silva	Overbeek	C. Evans	Caron	Walsh	Anglim	Stokes	Carey
North Dakota State	Overbeek	Silva	Sanderson	Stone	Anglim	Swansen	Columbus	Stokes	Carey
New Mexico State	Brumbaugh	Silva	C. Evans	Caron	Anglim	Walsh	Overbeek	Stokes	Carey
New Mexico State	Sanderson	Overbeek	C. Evans	Caron	Stone	Anglim	Silva	Stokes	Carey
at Northwestern	Brumbaugh	Silva	C. Evans	Caron	Anglim	Walsh	Overbeek	Carey	Stokes
at Northwestern	Sanderson	Silva	C. Evans	Stone	Caron	Anglim	Overbeek	Carey	Stokes
at Northwestern	Sanderson	Silva	C. Evans	Stone	Caron	Anglim	Overbeek	Carey	Stokes
at Creighton	Sanderson	Silva	C. Evans	Stone	Caron	Anglim	Overbeek	Carey	Stokes
Ohio State	Brumbaugh	Silva	C. Evans	Caron	Anglim	Walsh	Overbeek	Carey	Stokes
Ohio State	Brumbaugh	Silva	C. Evans	Stone	Caron	Swansen	Overbeek	Carey	Stokes
Ohio State	Brumbaugh	Silva	Sanderson	C. Evans	Stone	Caron	Overbeek	Carey	Stokes
at Kansas	Overbeek	Silva	C. Evans	Sanderson	Caron	Stone	Carey	Columbus	Hufft
at Rutgers	Brumbaugh	Overbeek	C. Evans	Sanderson	Caron	Swansen	Walsh	Carey	Silva
at Rutgers	Brumbaugh	Overbeek	C. Evans	Sanderson	Caron	Swansen	Columbus	Carey	Silva
at Rutgers	Brumbaugh	Overbeek	C. Evans	Sanderson	Caron	Columbus	Anglim	Carey	Silva
Creighton	Brumbaugh	Carey	Sanderson	Caron	C. Evans	Columbus	Swansen	Stokes	Silva
Maryland	Brumbaugh	Silva	C. Evans	Sanderson	Caron	Columbus	Carey	Bradford	Overbeek
Maryland	Brumbaugh	Silva	C. Evans	Caron	Anglim	Columbus	Walsh	Carey	Stokes
Maryland	Brumbaugh	Silva	Columbus	Stone	Caron	Sanderson	C. Evans	Carey	Overbeek
Kansas	Brumbaugh	Silva	Columbus	Caron	Stone	C. Evans	Anglim	Carey	Overbeek

# OVERALL RECORD: 25-13

**BIG: 8-4 | Home: 13-5 | Away: 11-6 | Neutral: 1-2**

Date	Opponent	W/L	Score	Overall	Big Ten	Pitcher of Record	Att.	Time
2/16	vs. Baylor	W	4-1	1-0	0-0	Timmerman, T. (1-0)	10,992	2:40
2/17	vs. No. 21 Texas Tech	L	6-3	1-1	0-0	McConnaughey, M. (0-1)	13,991	3:10
2/18	vs. Oklahoma	L	7-6	1-2	0-0	Daiss, C. (0-1)	10,977	3:22
2/22	at Grand Canyon	W	7-2	2-2	0-0	Christo, D. (1-0)	2,437	2:27
2/23	at Grand Canyon	W	11-1	3-2	0-0	Sears, B. (1-0)	2,531	2:33
2/24	at Grand Canyon	L	7-5	3-3	0-0	McConnaughey, M. (0-2)	2,952	2:15
2/25	at Grand Canyon	W	10-8	4-3	0-0	Worthley, J. (1-0)	2,724	2:58
2/29	at College of Charleston	W	6-5 (10)	5-3	0-0	Borst, E. (1-0)	558	2:45
3/2	at College of Charleston	W	5-4	6-3	0-0	Horn, T. (1-0)	849	2:26
3/3	at College of Charleston	W	5-3	7-3	0-0	Timmerman, T. (2-0)	812	2:39
3/8	South Alabama	L	11-3	7-4	0-0	Christo, D. (1-1)	4284	2:28
3/9	South Alabama	W	13-2	8-4	0-0	Sears, B. (2-0)	4955	2:14
3/10	South Alabama	W	12-7	9-4	0-0	McConnaughey, M. (1-2)	4953	3:12
3/12	at Wichita State	W	8-6	10-4	0-0	Walsh, W. (1-0)	2259	3:11
3/13	at Wichita State	L	9-3	10-5	0-0	Harrahill, R. (0-1)	2060	2:36
3/15	Nicholls	W	7-6	11-5	0-0	Borst, E. (2-0)	4268	3:15
3/16	Nicholls	W	16-0	12-5	0-0	Sears, B. (3-0)	4658	2:48
3/17	Nicholls	W	11-4	13-5	0-0	Brockett, J. (1-0)	4186	3:06
3/19	Omaha	W	11-5	14-5	0-0	McConnaughey, M. (2-2)	4668	3:15
3/20	North Dakota State	W	3-1	15-5	0-0	Walsh, W. (2-0)	3991	2:34
3/22	New Mexico State	W	14-2	16-5	0-0	Sears, B. (4-0)	4072	2:36
3/23	New Mexico State	W	2-1	17-5	0-0	Worthley, J. (2-0)	4201	2:44
3/29	at Northwestern	W	5-2	18-5	1-0	Sears, B. (5-0)	386	2:31
3/30	at Northwestern	W	9-5	19-5	2-0	Walsh, W. (3-0)	430	2:39
3/31	at Northwestern	W	8-7 (10)	20-5	3-0	Perry, K. (1-0)	321	2:57
4/2	at Creighton	L	5-3	20-6	3-0	Walsh, W. (3-1)	4003	3:03
4/5	Ohio State	W	3-0	21-6	4-0	Sears, B. (6-0)	5670	2:07
4/6	Ohio State	W	7-3	22-6	5-0	McConnaughey, M. (3-2)	5651	2:26
4/7	Ohio State	L	9-3	22-7	5-1	Christo, D. (1-2)	4972	3:01
4/9	at Kansas	L	13-11	22-8	5-1	Froehlich, K. (0-1)	1459	2:55
4/12	at Rutgers	L	7-6 (11)	22-9	5-2	Sanders, R. (0-1)	669	3:13
4/13	at Rutgers	W	16-1	23-9	6-2	McConnaughey, M. (4-2)	619	2:41
4/14	at Rutgers	L	6-4	23-10	6-3	Walsh, W. (3-2)	744	2:58
4/16	Creighton	L	6-4	23-11	6-3	Perry, K. (1-1)	5209	2:35
4/19	Maryland	W	6-3	24-11	7-3	Sears, B. (7-0)	5277	2:32
4/20	Maryland	L	11-2	24-12	7-4	McConnaughey, M. (4-3)	5734	2:46
4/21	Maryland	W	16-4 (7)	25-12	8-4	Walsh, W. (4-2)	5601	2:39
4/23	Kansas	L	9-4	25-13	8-4	Christo, D. (1-3)	5168	3:16



# NEBRASKA BASEBALL SCORIGAMI

A scorigami is a scoring combination that has never happened before. Generally associated with the NFL, the term was coined by SB Nation sportswriter Jon Bois in 2016. Through the 2023 season, there have been 1,084 unique scores ("scorigamis") in NFL history.

## NEBRASKA BASEBALL SCORIGAMI TRENDS

- Through 4,083 games in Nebraska baseball history, there have been 401 unique score combinations.
- The most common score is 3-2 (147 occurrences), followed by 4-3 (136 occurrences).
- Five of the six most common scores are one-run games, with the exception of 5-3 (101 times).
- With 78 occurrences, a 3-2 win is the most common result for Nebraska baseball, followed by defeats of 3-2 and 4-3 with 69 occurrences each.
- Since 2000, there have been 19 scorigami scores, including the most recent occurrence of the 16-16 tie last season in the series finale at San Diego.
- Five runs scored (406 occurrences) is the most common for the Huskers, while three runs scored (497 occurrences) is the most common for opponents.
- **26,637** runs scored, **21,000** runs allowed in **4,083** games in **118** seasons for an all-time record of **2,350-1715-18**.

## HOW MANY TIMES HAS...

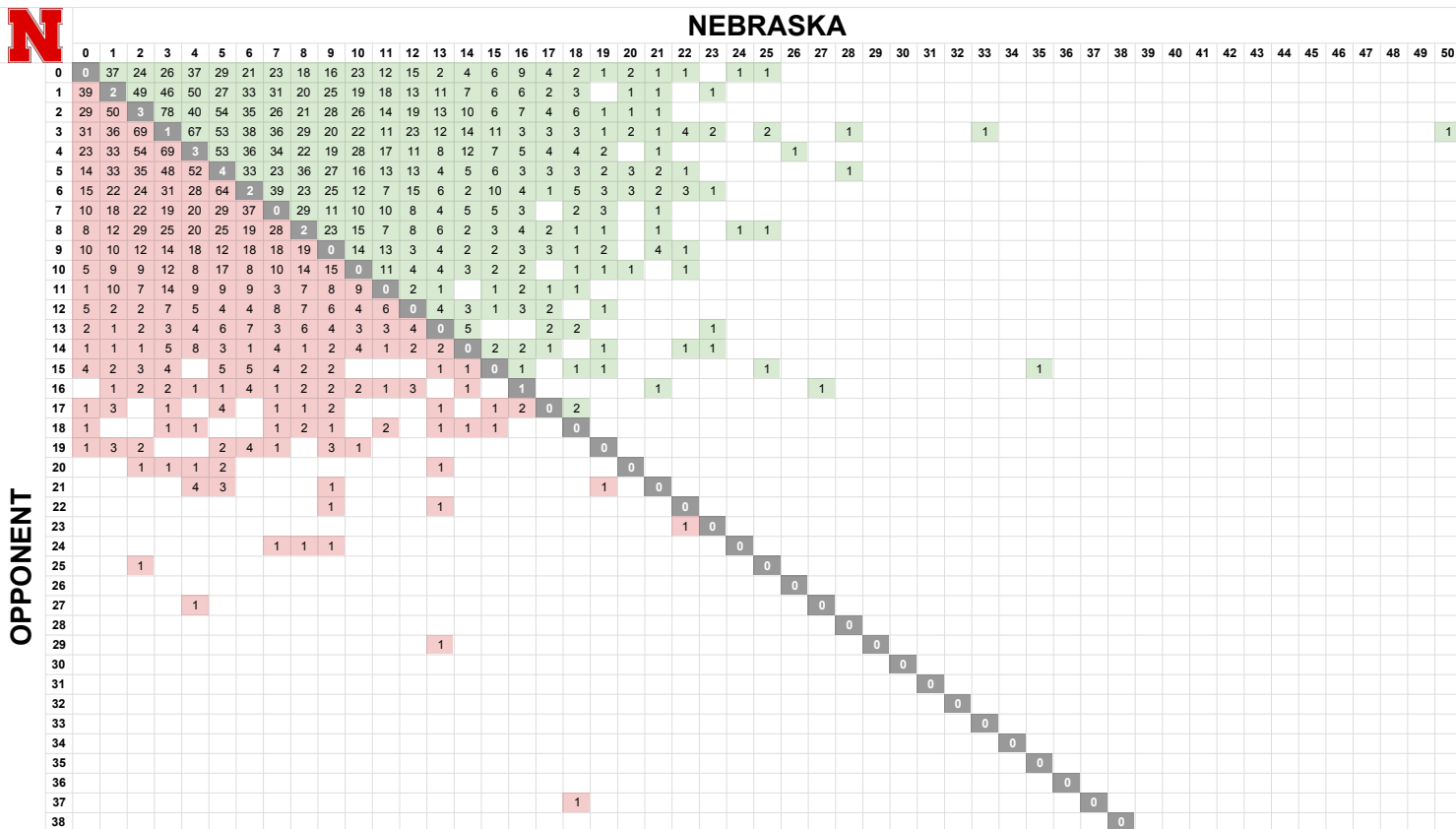
NEB SCORED	NEB ALLOWED
0 - 200 times (0-200)	0 - 315 times (315-0)
1 - 285 times (37-246-2)	1 - 410 times (369-39-2)
2 - 351 times (73-275-3)	2 - 472 times (390-79-3)
3 - 407 times (150-256-1)	3 - 497 times (360-136-1)
4 - 377 times (194-180-3)	4 - 446 times (264-179-3)
5 - 406 times (216-186-4)	5 - 380 times (194-182-4)
6 - 314 times (196-116-2)	6 - 347 times (161-184-2)
7 - 295 times (212-83)	7 - 246 times (91-155)
8 - 262 times (198-62-2)	8 - 243 times (75-166-2)
9 - 242 times (194-48)	9 - 183 times (52-131)
10 - 208 times (185-23)	10 - 137 times (30-107)
11 - 146 times (133-13)	11 - 94 times (8-86)
12 - 143 times (134-9)	12 - 74 times (14-60)
13 - 87 times (79-8)	13 - 58 times (10-48)
14 - 77 times (74-3)	14 - 44 times (8-36)
15 - 70 times (68-2)	15 - 38 times (5-33)
16 - 60 times (57-2-1)	16 - 26 times (2-23-1)
17 - 32 times (32-0)	17 - 19 times (2-17)
18 - 38 times (37-1)	18 - 12 times (0-12)
19 - 21 times (20-1)	19 - 17 times (0-17)
20 - 13 times (13-0)	20 - 6 times (0-6)
21 - 16 times (16-0)	21 - 9 times (0-9)
22 - 13 times (12-1)	22 - 2 times (0-2)
23 - 6 times (6-0)	23 - 1 time (0-1)
24 - 2 times (2-0)	24 - 3 times (0-3)
25 - 5 times (5-0)	25 - 1 time (0-1)
26 - 1 time (1-0)	27 - 1 time (0-1)
27 - 1 time (1-0)	29 - 1 time (0-1)
28 - 1 time (2-0)	37 - 1 time (0-1)
33 - 1 time (1-0)	
35 - 1 time (1-0)	
50 - 1 time (1-0)	

## TOP NEBRASKA RESULTS

Times	NEB	OPP	Most Recent
78	3	2	at Iowa, 4/21/19
69	2	3	BYU, 4/15/22
69	3	4	BYU, 4/16/22
67	4	3	NDSU, 4/20/22
64	5	6	NDSU, 5/3/23
54	2	4	vs. Maryland, 5/27/23
54	5	2	at Northwestern, 3/29/24
53	5	3	at Charleston, 3/3/24
53	5	4	at Charleston, 3/2/24
52	4	5	Illinois, 5/15/22
50	1	2	vs. Maryland, 5/25/23
50	4	1	vs. Baylor, 2/16/24
49	2	1	vs. NMSU, 3/23/24
48	3	5	at Creighton, 4/2/24
46	3	1	NDSU, 3/20/24
40	4	2	Penn State, 4/13/19
39	7	6	Nicholls, 3/15/24
39	0	1	Iowa, 4/29/22

## MOST RECENT OCCURRENCES

Result	Opponent	Date
T, 16-16	at San Diego	2/20/23
W, 18-10	at Arizona State	3/1/20
L, 14-1	at Arizona State	2/29/20
L, 16-1	vs. UConn	6/2/19
L, 15-14	at Ohio State	4/1/18
L, 14-8	Cal Poly	3/8/18
W, 21-3	at Penn State	5/20/17
W, 17-6	Omaha	4/16/14
L, 13-1	at UCLA	3/5/10
L, 17-7	at Stanford	2/22/08
L, 22-9	at Missouri	5/17/08
L, 19-7	at Arizona State	6/3/07
W, 19-3	vs. Northwestern	2/20/04
L, 16-11	at Missouri	4/17/04
W, 22-9	vs. Kent State	2/22/04
W, 23-1	Nebraska-Kearney	3/5/02
W, 12-9	at Southern Utah	3/6/01
W, 20-2	Oklahoma State	5/6/01



# OVERALL RECORD: 25-13

**BIG: 8-4 | Home: 13-5 | Away: 11-6 | Neutral: 1-2**

Player	avg	gp-gs	ab	r	h	2b	3b	hr	rbi	tb	slg%	bb	hp	so	gdp	ob%	sf	sh	sb-att	po	a	e	fld%	
Sanderson, Case	.348	30-19	69	17	24	1	1	2	13	33	.478	21	5	21	3	.521	1	0	0-1	21	1	1	.957	
Brumbaugh, Cayden	.345	30-28	113	26	39	11	3	0	18	56	.496	15	0	24	1	.412	3	2	10-13	27	34	2	.968	
Columbus, Ben	.340	20-14	53	9	18	1	0	4	17	31	.585	7	1	13	1	.419	1	1	0-0	70	6	2	.974	
Stone, Tyler	.337	32-25	101	17	34	6	0	6	23	58	.574	17	0	26	1	.429	1	0	0-1	184	12	3	.985	
Stokes, Rhett	.310	31-26	87	18	27	8	0	0	10	35	.402	8	1	20	1	.375	0	4	2-3	32	66	4	.961	
Caron, Josh	.293	36-36	147	27	43	9	1	7	40	75	.510	12	5	29	7	.366	0	0	1-1	272	33	2	.993	
Overbeek, Joshua	.284	27-25	88	27	25	3	0	2	10	34	.386	20	4	22	0	.438	0	1	10-12	20	40	4	.938	
Silva, Riley	.281	37-37	128	32	36	2	0	0	16	38	.297	14	18	19	1	.422	1	10	23-25	95	1	0	1.000	
Anglim, Garrett	.281	32-23	89	17	25	5	0	2	20	36	.404	10	4	20	4	.371	2	4	5-9	52	3	2	.965	
Evans, Cole	.280	38-33	125	29	35	7	0	3	32	51	.408	19	8	24	3	.392	6	0	6-9	65	3	3	.958	
Carey, Dylan	.266	37-37	143	18	38	12	0	4	18	62	.434	13	6	36	3	.352	0	2	2-4	55	77	6	.957	
Swansen, Gabe	.189	19-14	53	6	10	2	0	1	5	15	.283	4	2	16	0	.271	0	1	1-1	29	0	0	1.000	
-----																								
Hufft, Dylan	.294	19-5	17	4	5	0	0	0	1	5	.294	6	1	6	0	.500	0	1	1-1	15	18	0	1.000	
Jesske, Will	.286	16-3	21	5	6	1	0	0	4	7	.333	2	0	2	0	.348	0	0	0-0	3	4	1	.875	
Walsh, Will	.276	11-9	29	8	8	1	0	5	14	24	.828	2	2	10	0	.364	0	0	0-0	57	13	0	1.000	
Bradford, Clay	.226	20-7	31	8	7	3	0	2	4	16	.516	7	1	13	1	.385	0	0	2-2	3	1	1	.800	
Buettenback, Max	.167	6-1	6	1	1	0	0	1	1	4	.667	1	0	4	0	.286	0	0	0-0	0	0	0	.000	
Hughes, Bryce	.000	10-0	2	3	0	0	0	0	1	0	.000	0	0	0	0	.000	0	0	2-2	0	2	0	1.000	
Lewis, Hayden	.000	1-0	1	0	0	0	0	0	0	0	.000	0	0	0	0	.000	0	0	0-0	0	0	0	.000	
Totals	.292	38	1303	272	381	72	5	39	247	580	.445	178	58	305	26	.397	15	26	65-84	1015	362	37	.974	
Opponents	.245	38	1286	189	315	49	5	38	170	488	.379	112	41	317	20	.324	7	17	13-22	993	387	45	.968	

LOB - Team (315), Opp (259). DPs turned - Team (24), Opp (35). IBB - Team (2), Stone, T. 2, Opp (4). Picked off - Silva, R. 3, Carey, D. 3, Stokes, R. 1.

## (All games Sorted by Earned run avg)

Player	era	w-l	app	gs	cg	sho	sv	ip	h	r	er	bb	so	2b	3b	hr	b/avg	wp	hp	bks	sfa	sha		
Sears, Brett	1.58	7-0	10	10	1	1/1	0	68.1	37	12	12	12	68	6	0	4	.155	1	3	1	0	0		
McConnaughey, Maso	3.41	4-3	11	5	0	0/0	0	37.0	32	15	14	11	46	2	0	4	.237	3	4	0	1	2		
Walsh, Will	4.97	4-2	10	7	0	0/0	0	41.2	51	26	23	6	36	7	0	7	.309	4	6	0	2	5		
Christo, Drew	5.49	1-3	10	9	0	0/0	0	39.1	38	26	24	15	33	11	1	5	.247	9	5	0	0	2		
-----																								
Lewis, Hayden	0.00	0-0	1	0	0	0/0	0	0.1	1	0	0	1	1	0	0	0	.500	0	0	0	0	0		
Daiss, Casey	1.80	0-1	13	0	0	0/0	4	15.0	13	4	3	5	9	3	0	1	.241	0	2	0	1	1		
Worthley, Jalen	2.95	2-0	14	0	0	0/1	3	21.1	16	7	7	4	17	2	0	2	.208	1	1	0	0	3		
Sanders, Rans	3.18	0-1	14	0	0	0/0	2	11.1	8	5	4	4	7	1	0	2	.200	1	1	0	0	0		
Froehlich, Kyle	4.63	0-1	11	0	0	0/0	0	11.2	12	6	6	1	12	1	1	2	.255	0	1	0	0	0		
Cleavinger, Grant	4.91	0-0	5	0	0	0/0	0	3.2	0	2	2	3	5	0	0	0	.000	0	2	0	0	0		
Borst, Evan	5.06	2-0	12	0	0	0/0	0	10.2	5	7	6	9	11	1	1	0	.139	4	3	0	0	0		
Perry, Kyle	6.14	1-1	18	0	0	0/0	3	14.2	16	10	10	2	13	1	0	2	.267	1	1	0	0	0		
Horn, Ty	6.62	1-0	10	3	0	0/0	1	17.2	23	19	13	8	12	4	0	2	.299	2	1	0	1	1		
Brockett, Jackson	6.75	1-0	6	0	0	0/0	0	5.1	10	5	4	2	3	2	0	0	.435	2	1	0	1	1		
Timmerman, Tucker	8.62	2-0	14	0	0	0/0	1	15.2	21	15	15	12	16	3	0	3	.328	2	3	0	1	0		
Clark, Caleb	8.82	0-0	10	3	0	0/0	0	16.1	18	17	16	10	19	3	1	3	.277	3	4	1	0	2		
Olsen, Bobby	10.12	0-0	7	0	0	0/0	0	5.1	8	6	6	4	6	1	0	1	.348	2	3	0	0	0		
Frahm, Trey	13.50	0-0	4	0	0	0/0	0	2.0	2	3	3	2	1	1	0	0	.250	0	0	0	0	0		
Harrahill, Ryan	27.00	0-1	1	1	0	0/0	0	1.0	4	4	3	1	2	0	1	0	.500	0	0	0	0	0		
Totals	4.55	25-13	38	38	1	2/1	14	338.1	315	189	171	112	317	49	5	38	.245	35	41	2	7	17		
Opponents	6.63	13-25	38	38	0	0/0	6	331.0	381	272	244	178	305	72	5	39	.292	41	58	4	15	26		

PB - Team (4), Caron, J. 3, Columbus, B. 1, Opp (12). Pickoffs - Team (8), Caron, J. 3, Sears, B. 2, Walsh, W. 1, Christo, D. 1, McConnaughey 1, Opp (7). SBA/ATT - Caron, J. (9-13), Columbus, B. (4-6), Walsh, W. (2-4), Christo, D. (2-4), Sears, B. (1-3), Perry, K. (1-2), Sanders, R. (1-2), Borst, E. (1-1), Cleavinger (1-1), McConnaughey (1-1), Horn, T. (1-1), Harrahill, R (1-1), Froehlich, K (0-1), Worthley, J. (1-1).

# BIG TEN RECORD: 8-4

Home: 4-2 | Away: 4-2

Player	avg	gp-gs	ab	r	h	2b	3b	hr	rbi	tb	slg%	bb	hp	so	gdp	ob%	sf	sh	sb-att	po	a	e	fld%		
Columbus, Ben	.556	5-5	18	5	10	1	0	3	10	20	1.111	1	0	4	0	.550	1	0	0-0	27	1	0	1.000		
Brumbaugh, Cayden	.385	11-10	39	10	15	5	2	0	8	24	.615	6	0	6	0	.457	1	0	8-9	7	11	0	1.000		
Stone, Tyler	.375	8-5	24	4	9	2	0	1	4	14	.583	4	0	6	1	.464	0	0	0-0	37	2	1	.975		
Sanderson, Case	.345	10-8	29	10	10	1	0	2	5	17	.586	8	2	7	2	.513	0	0	0-0	18	0	1	.947		
Evans, Cole	.302	12-12	43	8	13	2	0	1	12	18	.419	9	1	11	0	.404	4	0	3-5	18	2	2	.909		
Caron, Josh	.292	12-12	48	7	14	1	0	1	12	18	.375	3	4	5	2	.382	0	0	1-1	93	11	0	1.000		
Carey, Dylan	.289	12-12	45	7	13	2	0	3	6	24	.533	4	1	10	1	.360	0	1	0-0	18	24	0	1.000		
Silva, Riley	.268	12-12	41	8	11	1	0	0	5	12	.293	4	4	8	1	.380	1	4	7-8	33	0	0	1.000		
Anglim, Garrett	.259	9-6	27	3	7	2	0	0	4	9	.333	1	1	6	0	.310	0	1	0-0	19	0	0	1.000		
Overbeek, Joshua	.237	12-11	38	13	9	0	0	1	2	12	.316	10	1	9	0	.408	0	0	4-5	6	19	2	.926		
Stokes, Rhett	.231	10-7	26	4	6	1	0	0	1	7	.269	2	0	4	0	.286	0	1	1-1	11	28	1	.975		
-----																									
Swansen, Gabe	.231	4-3	13	2	3	1	0	0	2	4	.308	1	1	2	0	.333	0	0	0-0	7	0	0	1.000		
Walsh, Will	.143	6-4	14	2	2	0	0	2	5	8	.571	0	0	5	0	.143	0	0	0-0	23	4	0	1.000		
Bradford, Clay	.125	6-1	8	2	1	0	0	0	0	1	.125	0	0	4	1	.125	0	0	1-1	0	0	0	.000		
Jesske, Will	.000	3-0	2	0	0	0	0	0	0	0	.000	0	0	1	0	.000	0	0	0-0	0	0	0	.000		
Buettenback, Max	.000	1-0	1	0	0	0	0	0	0	0	.000	0	0	0	0	.000	0	0	0-0	0	0	0	.000		
Hufft, Dylan	.000	3-0	1	0	0	0	0	0	0	0	.000	0	0	0	0	.000	0	0	0-0	1	2	0	1.000		
Totals	.295	12	417	85	123	19	2	14	76	188	.451	53	15	88	8	.388	7	7	25-30	323	117	7	.984		
Opponents	.246	12	406	58	100	12	1	14	56	156	.384	29	13	99	6	.316	1	7	6-10	315	117	14	.969		

LOB - Team (99), Opp (75). DPs turned - Team (8), Opp (11). IBB - Team (2), Stone, T. 2, Opp (1). Picked off - Carey, D. 1, Silva, R. 1.

## (Big Ten games only Sorted by Earned run avg)

Player	era	w-l	app	gs	cg	sho	sv	ip	h	r	er	bb	so	2b	3b	hr	b/avg	wp	hp	bks	sfa	sha	
Sears, Brett	2.17	3-0	4	4	1	1/0	0	29.0	21	7	7	5	25	4	0	2	.204	0	2	0	0	0	
McConaughy, Maso	4.79	2-1	4	4	0	0/0	0	20.2	21	11	11	4	21	1	0	4	.273	1	2	0	1	1	
Walsh, Will	5.74	2-1	4	1	0	0/0	0	15.2	19	11	10	3	14	2	0	2	.297	3	3	0	0	1	
-----																							
Daiss, Casey	0.00	0-0	2	0	0	0/0	0	2.2	2	0	0	1	0	1	0	0	.222	0	1	0	0	1	
Cleavinger, Grant	0.00	0-0	1	0	0	0/0	0	1.1	0	0	0	0	2	0	0	0	.000	0	0	0	0	0	
Borst, Evan	0.00	0-0	3	0	0	0/0	0	1.0	1	0	0	3	0	0	0	0	.250	1	0	0	0	0	
Frahm, Trey	0.00	0-0	1	0	0	0/0	0	0.2	0	0	0	0	0	0	0	0	.000	0	0	0	0	0	
Worthley, Jalen	4.50	0-0	5	0	0	0/0	2	10.0	7	5	5	1	12	0	0	1	.206	0	1	0	0	3	
Horn, Ty	4.50	0-0	2	0	0	0/0	0	2.0	4	1	1	0	1	0	0	0	.400	0	0	0	0	0	
Perry, Kyle	5.14	1-0	5	0	0	0/0	0	7.0	5	4	4	1	6	0	0	0	.200	0	1	0	0	0	
Christo, Drew	7.00	0-1	3	3	0	0/0	0	9.0	7	7	7	6	8	3	1	1	.189	2	3	0	0	1	
Clark, Caleb	8.31	0-0	2	0	0	0/0	0	4.1	4	4	4	2	5	1	0	1	.235	0	0	0	0	0	
Sanders, Rans	9.00	0-1	4	0	0	0/0	1	2.0	4	2	2	2	1	0	0	0	.444	0	0	0	0	0	
Froehlich, Kyle	18.00	0-0	2	0	0	0/0	0	1.0	2	2	2	0	3	0	0	1	.400	0	0	0	0	0	
Olsen, Bobby	18.00	0-0	1	0	0	0/0	0	1.0	2	2	2	0	1	0	0	1	.400	0	0	0	0	0	
Timmerman, Tucker	54.00	0-0	1	0	0	0/0	0	0.1	1	2	2	1	0	0	0	1	.500	0	0	0	0	0	
Totals	4.76	8-4	12	12	1	1/0	3	107.2	100	58	57	29	99	12	1	14	.246	7	13	0	1	7	
Opponents	6.60	4-8	12	12	0	0/0	2	105.0	123	85	77	53	88	19	2	14	.295	14	15	2	7	7	

PB - Team (2), Caron, J. 1, Columbus, B. 1, Opp (9). Pickoffs - Team (2), Caron, J. 1, Sears, B. 1, Opp (2). SBA/ATT - Columbus, B. (4-5), Caron, J. (2-4), Sanders, R. (1-2), Walsh, W. (2-2), Sears, B. (0-2), Perry, K. (1-2), Christo, D. (1-1), Worthley, J. (1-1).

# HOME RECORD: 13-5

Overall: 13-5 | BIG: 4-2

Player	avg	gp-gs	ab	r	h	2b	3b	hr	rbi	tb	slg%	bb	hp	so	gdp	ob%	sf	sh	sb-att	po	a	e	fld%
Hufft, Dylan	.625	7-2	8	3	5	0	0	0	1	5	.625	3	1	0	0	.750	0	0	0-0	8	9	0	1.000
Stone, Tyler	.422	15-10	45	8	19	2	0	3	10	30	.667	5	0	7	1	.480	0	0	0-0	85	4	0	1.000
Stokes, Rhett	.412	16-15	51	13	21	8	0	0	10	29	.569	4	1	8	1	.464	0	3	2-3	20	35	2	.965
Anglim, Garrett	.385	13-10	39	9	15	4	0	1	13	22	.564	4	3	11	1	.478	0	1	2-4	17	0	0	1.000
Caron, Josh	.343	17-17	67	15	23	9	0	3	18	41	.612	6	1	11	2	.405	0	1	1-1	146	23	2	.988
Overbeek, Joshua	.333	15-13	42	17	14	1	0	2	8	21	.500	13	3	9	0	.517	0	0	7-8	9	16	3	.893
Sanderson, Case	.333	15-8	33	7	11	1	0	1	9	15	.455	10	3	9	3	.511	1	0	0-1	5	1	0	1.000
Brumbaugh, Cayden	.320	13-13	50	12	16	5	2	0	12	25	.500	8	0	11	0	.414	0	0	5-6	5	5	0	1.000
Columbus, Ben	.308	11-7	26	4	8	0	0	2	5	14	.538	2	0	4	0	.345	1	0	0-0	39	3	1	.977
Walsh, Will	.300	7-6	20	6	6	1	0	3	9	16	.800	2	1	9	0	.391	0	0	0-0	31	4	0	1.000
Carey, Dylan	.279	17-17	61	8	17	4	0	2	8	27	.443	7	3	12	1	.380	0	1	1-2	20	33	3	.946
Silva, Riley	.271	18-18	59	11	16	1	0	0	10	17	.288	10	8	9	0	.436	1	3	9-11	38	0	0	1.000
Bradford, Clay	.231	10-4	13	3	3	1	0	1	3	7	.538	3	0	4	1	.375	0	0	1-1	1	1	1	.667
Evans, Cole	.208	18-16	53	14	11	3	0	1	10	17	.321	10	6	10	1	.380	2	0	4-4	34	1	1	.972
Jesske, Will	.200	5-1	5	2	1	0	0	0	0	1	.200	2	0	0	0	.429	0	0	0-0	1	1	0	1.000
Swansen, Gabe	.174	7-5	23	3	4	1	0	1	3	8	.348	0	0	6	0	.174	0	0	0-0	13	0	0	1.000
Buettenback, Max	.000	3-0	2	0	0	0	0	0	0	0	.000	1	0	2	0	.333	0	0	0-0	0	0	0	.000
Hughes, Bryce	.000	6-0	1	2	0	0	0	0	1	0	.000	0	0	0	0	.000	0	0	2-2	0	0	0	.000
Totals	.318	18	598	137	190	41	2	20	130	295	.493	90	30	122	11	.429	5	8	34-43	480	166	14	.979
Opponents	.215	18	591	84	127	18	2	21	76	212	.359	57	14	171	8	.298	3	3	7-13	441	169	19	.970

LOB - Team (153), Opp (104). DPs turned - Team (10), Opp (15). IBB - Team (0), Opp (1). Picked off - Silva, R. 3, Carey, D. 2.

## (Home games Sorted by Earned run avg)

Player	era	w-l	app	gs	cg	sho	sv	ip	h	r	er	bb	so	2b	3b	hr	b/avg	wp	hp	bk	sfa	sha
Brockett, Jackson	0.00	1-0	1	0	0	0/0	0	2.0	2	0	0	1	2	0	0	0	.250	1	0	0	0	0
Lewis, Hayden	0.00	0-0	1	0	0	0/0	0	0.1	1	0	0	1	1	0	0	0	.500	0	0	0	0	0
Sears, Brett	1.18	5-0	5	5	1	1/1	0	38.0	18	5	5	7	40	3	0	2	.140	0	0	1	0	0
Daiss, Casey	1.50	0-0	5	0	0	0/0	1	6.0	3	1	1	2	4	0	0	1	.150	0	0	0	0	0
Worthley, Jalen	1.59	1-0	7	0	0	0/1	3	11.1	4	2	2	1	9	1	0	1	.103	0	1	0	0	0
Froehlich, Kyle	2.00	0-0	7	0	0	0/0	0	9.0	8	2	2	1	10	1	1	1	.235	0	0	0	0	0
Walsh, Will	2.87	2-0	3	2	0	0/0	0	15.2	13	5	5	2	21	0	0	1	.224	4	2	0	0	1
Sanders, Rans	3.00	0-0	6	0	0	0/0	1	6.0	3	3	2	2	3	1	0	1	.150	0	0	0	0	0
McConnaughey, Maso	3.78	3-1	5	3	0	0/0	0	16.2	15	7	7	8	24	1	0	2	.250	2	2	0	1	1
Clark, Caleb	6.14	0-0	4	1	0	0/0	0	7.1	5	5	5	4	10	1	0	2	.185	2	1	0	0	0
Horn, Ty	6.43	0-0	4	2	0	0/0	0	7.0	7	9	5	4	4	1	0	1	.233	1	1	0	1	1
Perry, Kyle	7.50	0-1	8	0	0	0/0	1	6.0	8	5	5	1	5	0	0	1	.308	1	0	0	0	0
Cleavinger, Grant	7.71	0-0	3	0	0	0/0	0	2.1	0	2	2	3	4	0	0	0	.000	0	1	0	0	0
Christo, Drew	8.00	0-3	5	5	0	0/0	0	18.0	21	17	16	5	21	6	1	5	.284	7	3	0	0	0
Borst, Evan	8.10	1-0	4	0	0	0/0	0	3.1	1	4	3	4	3	0	0	0	.091	2	1	0	0	0
Timmerman, Tucker	12.91	0-0	7	0	0	0/0	0	7.2	13	11	11	9	9	2	0	2	.394	1	2	0	1	0
Olsen, Bobby	13.50	0-0	2	0	0	0/0	0	2.0	3	3	3	1	1	0	0	1	.375	0	0	0	0	0
Frahm, Trey	20.25	0-0	3	0	0	0/0	0	1.1	2	3	3	1	0	1	0	0	.333	0	0	0	0	0
Totals	4.33	13-5	18	18	1	2/1	6	160.0	127	84	77	57	171	18	2	21	.215	21	14	1	3	3
Opponents	8.14	5-13	18	18	0	0/0	1	147.0	190	137	133	90	122	41	2	20	.318	19	30	3	5	8

PB - Team (2), Caron, J. 2, Opp (2). Pickoffs - Team (5), Caron, J. 2, Christo, D. 1, McConnaughey 1, Sears, B. 1, Opp (5). SBA/ATT - Caron, J. (7-10), Christo, D. (1-3), Walsh, W. (1-2), Perry, K. (1-2), Sears, B. (1-2), Froehlich, K (0-1), Horn, T. (1-1), McConnaughey (1-1), Columbus, B. (0-1), Borst, E. (1-1).



# VS. MARYLAND: 2-1

**BIG: 2-1 | Home: 2-1 | Away: 0-0 | Neutral: 0-0**

Player	avg	gp-gs	ab	r	h	2b	3b	hr	rbi	tb	slg%	bb	hp	so	gdp	ob%	sf	sh	sb-att	po	a	e	fld%
Columbus, Ben	.667	3-3	9	3	6	0	0	2	4	12	1.333	1	0	1	0	.636	1	0	0-0	17	0	0	1.000
Brumbaugh, Cayden	.538	3-3	13	5	7	3	1	0	5	12	.923	2	0	1	0	.600	0	0	2-2	2	3	0	1.000
Stone, Tyler	.500	2-1	6	1	3	0	0	1	2	6	1.000	0	0	1	1	.500	0	0	0-0	0	0	0	.000
Overbeek, Joshua	.500	3-2	6	5	3	0	0	1	2	6	1.000	3	0	2	0	.667	0	0	1-1	2	2	1	.800
Anglim, Garrett	.375	3-1	8	0	3	1	0	0	2	4	.500	0	0	2	0	.375	0	0	0-0	5	0	0	1.000
Evans, Cole	.364	3-3	11	2	4	1	0	0	2	5	.455	1	0	4	0	.417	0	0	1-1	6	1	1	.875
Silva, Riley	.333	3-3	9	1	3	0	0	0	3	3	.333	1	0	3	0	.364	1	2	1-1	8	0	0	1.000
Carey, Dylan	.300	3-3	10	2	3	1	0	0	1	4	.400	2	0	3	0	.417	0	0	0-0	2	6	0	1.000
Bradford, Clay	.250	3-1	4	1	1	0	0	0	0	1	.250	0	0	1	1	.250	0	0	1-1	0	0	0	.000
Sanderson, Case	.200	3-2	5	2	1	1	0	0	0	2	.400	4	0	2	1	.556	0	0	0-0	3	0	0	1.000
Caron, Josh	.167	3-3	12	2	2	0	0	0	0	2	.167	0	1	2	0	.231	0	0	1-1	27	2	0	1.000
Walsh, Will	.000	2-1	4	0	0	0	0	0	0	0	.000	0	0	2	0	.000	0	0	0-0	0	0	0	.000
Stokes, Rhett	.000	2-1	2	0	0	0	0	0	0	0	.000	1	0	0	0	.333	0	0	0-0	1	5	0	1.000
Totals	.364	3	99	24	36	7	1	4	21	57	.576	15	1	24	3	.444	2	2	7-7	75	21	2	.980
Opponents	.263	3	95	18	25	2	0	5	17	42	.442	5	2	27	2	.311	1	1	0-1	69	20	6	.937

LOB - Team (26), Opp (11). DPs turned - Team (2), Opp (4).

## (Home games vs Maryland Sorted by Earned run avg)

Player	era	w-l	app	gs	cg	sho	sv	ip	h	r	er	bb	so	2b	3b	hr	b/avg	wp	hp	bks	sfa	sha
Worthley, Jalen	0.00	0-0	1	0	0	0/0	1	2.0	0	0	0	0	3	0	0	0	.000	0	0	0	0	0
Cleavinger, Grant	0.00	0-0	1	0	0	0/0	0	1.1	0	0	0	0	2	0	0	0	.000	0	0	0	0	0
Perry, Kyle	0.00	0-0	1	0	0	0/0	0	1.0	0	0	0	0	1	0	0	0	.000	0	0	0	0	0
Horn, Ty	0.00	0-0	1	0	0	0/0	0	1.0	2	0	0	0	0	0	0	0	.400	0	0	0	0	0
Frahm, Trey	0.00	0-0	1	0	0	0/0	0	0.2	0	0	0	0	0	0	0	0	.000	0	0	0	0	0
Froehlich, Kyle	0.00	0-0	1	0	0	0/0	0	0.2	0	0	0	0	2	0	0	0	.000	0	0	0	0	0
Sears, Brett	3.86	1-0	1	1	0	0/0	0	7.0	7	3	3	2	8	1	0	1	.269	0	0	0	0	0
Walsh, Will	6.75	1-0	1	1	0	0/0	0	5.1	6	4	4	0	7	0	0	1	.273	1	1	0	0	0
Clark, Caleb	10.80	0-0	1	0	0	0/0	0	3.1	3	4	4	2	2	1	0	1	.231	0	0	0	0	0
Olsen, Bobby	18.00	0-0	1	0	0	0/0	0	1.0	2	2	2	0	1	0	0	1	.400	0	0	0	0	0
McConnaughey, Maso	27.00	0-1	1	1	0	0/0	0	1.2	5	5	5	1	1	0	0	1	.625	1	1	0	1	1
Totals	6.48	2-1	3	3	0	0/0	1	25.0	25	18	18	5	27	2	0	5	.263	2	2	0	1	1
Opponents	9.39	1-2	3	3	0	0/0	1	23.0	36	24	24	15	24	7	1	4	.364	2	1	1	2	2

PB - Team (0), Opp (1). Pickoffs - Team (1), Sears, B. 1. SBA/ATT - Sears, B. (0-1).

## LAST FIVE GAMES: 2-3

**BIG: 2-1 | Home: 2-3 | Away: 0-0 | Neutral: 0-0**

Player	avg	gp-gs	ab	r	h	2b	3b	hr	rbi	tb	slg%	bb	hp	so	gdp	ob%	sf	sh	sb-att	po	a	e	fld%
Stone, Tyler	.636	4-2	11	2	7	0	0	2	4	13	1.182	1	0	1	1	.667	0	0	0-0	7	1	0	1.000
Overbeek, Joshua	.500	5-3	8	6	4	0	0	1	3	7	.875	5	0	2	0	.692	0	0	1-1	4	2	1	.857
Columbus, Ben	.412	5-5	17	4	7	0	0	2	4	13	.765	2	0	2	0	.450	1	0	0-0	24	2	0	1.000
Brumbaugh, Cayden	.364	5-5	22	5	8	4	1	0	7	14	.636	2	0	3	0	.417	0	0	2-2	5	5	0	1.000
Bradford, Clay	.333	5-1	6	2	2	1	0	0	0	3	.500	1	0	1	1	.429	0	0	1-1	0	0	0	.000
Anglim, Garrett	.300	4-2	10	1	3	1	0	0	2	4	.400	1	0	3	0	.364	0	0	0-0	5	0	0	1.000
Carey, Dylan	.294	5-5	17	3	5	1	0	0	1	6	.353	2	1	5	0	.400	0	0	1-1	3	11	0	1.000
Silva, Riley	.286	5-5	14	1	4	0	0	0	3	4	.286	3	1	4	0	.421	1	2	2-2	14	0	0	1.000
Evans, Cole	.267	5-5	15	2	4	1	0	0	3	5	.333	2	1	4	0	.368	1	0	1-1	12	1	1	.929
Caron, Josh	.238	5-5	21	3	5	2	0	1	2	10	.476	0	1	7	0	.273	0	0	1-1	47	4	0	1.000
Sanderson, Case	.111	5-3	9	3	1	1	0	0	0	2	.222	6	0	3	2	.467	0	0	0-0	3	0	0	1.000
Walsh, Will	.000	2-1	4	0	0	0	0	0	0	0	.000	0	0	2	0	.000	0	0	0-0	0	0	0	.000
Swansen, Gabe	.000	1-1	4	0	0	0	0	0	0	0	.000	0	0	1	0	.000	0	0	0-0	0	0	0	.000
Stokes, Rhett	.000	3-2	4	0	0	0	0	0	0	0	.000	2	0	0	0	.333	0	0	0-1	1	5	0	1.000
Buettenback, Max	.000	1-0	1	0	0	0	0	0	0	0	.000	0	0	1	0	.000	0	0	0-0	0	0	0	.000
Hughes, Bryce	.000	1-0	0	0	0	0	0	0	0	0	.000	0	0	0	0	.000	0	0	0-0	0	0	0	.000
Hufft, Dylan	.000	1-0	0	0	0	0	0	0	0	0	.000	0	0	0	0	.000	0	0	0-0	0	0	0	.000
Totals	.307	5	163	32	50	11	1	6	29	81	.497	27	4	39	4	.411	3	2	9-10	129	35	2	.988
Opponents	.268	5	168	33	45	4	0	11	31	82	.488	14	6	47	2	.344	1	1	0-1	123	42	7	.959

LOB - Team (44), Opp (28). DPs turned - Team (3), Opp (6).

### ( Sorted by Earned run avg )

Player	era	w-l	app	gs	cg	sho	sv	ip	h	r	er	bb	so	2b	3b	hr	b/avg	wp	hp	bk	sfa	sha
Worthley, Jalen	0.00	0-0	2	0	0	0/0	1	3.0	0	0	0	1	3	0	0	0	.000	0	0	0	0	0
Cleavinger, Grant	0.00	0-0	2	0	0	0/0	0	2.0	0	0	0	0	4	0	0	0	.000	0	0	0	0	0
Horn, Ty	0.00	0-0	2	0	0	0/0	0	2.0	2	0	0	0	0	0	0	0	.250	0	1	0	0	0
Frahm, Trey	0.00	0-0	2	0	0	0/0	0	1.0	0	0	0	0	0	0	0	0	.000	0	0	0	0	0
Froehlich, Kyle	2.70	0-0	3	0	0	0/0	0	3.1	3	1	1	0	5	0	0	1	.231	0	0	0	0	0
Daiss, Casey	3.00	0-0	2	0	0	0/0	0	3.0	3	1	1	1	2	0	0	1	.250	0	0	0	0	0
Sears, Brett	3.86	1-0	1	1	0	0/0	0	7.0	7	3	3	2	8	1	0	1	.269	0	0	0	0	0
Walsh, Will	6.75	1-0	1	1	0	0/0	0	5.1	6	4	4	4	7	0	0	1	.273	1	1	0	0	0
Clark, Caleb	7.11	0-0	3	1	0	0/0	0	6.1	4	5	5	3	8	1	0	2	.174	2	1	0	0	0
Perry, Kyle	11.57	0-1	3	0	0	0/0	0	2.1	4	3	3	1	1	0	0	0	.400	0	0	0	0	0
Timmerman, Tucker	13.50	0-0	2	0	0	0/0	0	1.1	3	2	2	3	2	0	0	1	.429	0	1	0	0	0
Sanders, Rans	13.50	0-0	1	0	0	0/0	0	0.2	1	1	1	0	0	0	0	1	.333	0	0	0	0	0
Christo, Drew	18.00	0-1	1	1	0	0/0	0	2.0	4	4	4	2	5	2	0	1	.400	1	0	0	0	0
Borst, Evan	18.00	0-0	1	0	0	0/0	0	1.0	1	2	2	0	0	0	0	0	.250	0	1	0	0	0
Olsen, Bobby	18.00	0-0	1	0	0	0/0	0	1.0	2	2	2	0	1	0	0	1	.400	0	0	0	0	0
McConnaughey, Maso	27.00	0-1	1	1	0	0/0	0	1.2	5	5	5	1	1	0	0	1	.625	1	1	0	1	1
Totals	6.91	2-3	5	5	0	0/0	1	43.0	45	33	33	14	47	4	0	11	.268	5	6	0	1	1
Opponents	7.02	3-2	5	5	0	0/0	1	41.0	50	32	32	27	39	11	1	6	.307	2	4	1	3	2

PB - Team (1), Caron, J. 1, Opp (2). Pickoffs - Team (1), Sears, B. 1. SBA/ATT - Sears, B. (0-1).

# LAST 10 GAMES: 3-7

**BIG: 3-4 | Home: 2-4 | Away: 1-3 | Neutral: 0-0**

Player	avg	gp-gs	ab	r	h	2b	3b	hr	rbi	tb	slg%	bb	hp	so	gdp	ob%	sf	sh	sb-att	po	a	e	fld%
Stone, Tyler	.529	6-4	17	3	9	1	0	2	5	16	.941	1	0	1	1	.556	0	0	0-0	17	2	0	1.000
Columbus, Ben	.433	8-8	30	8	13	1	0	4	12	26	.867	2	1	6	1	.471	1	0	0-0	41	3	0	1.000
Sanderson, Case	.345	10-8	29	10	10	1	0	2	4	17	.586	9	1	8	3	.513	0	0	0-0	20	0	1	.952
Overbeek, Joshua	.333	10-8	27	12	9	1	0	1	3	13	.481	10	0	7	0	.514	0	0	3-3	6	15	2	.913
Carey, Dylan	.324	10-10	37	7	12	2	0	2	5	20	.541	4	2	10	1	.419	0	0	1-1	10	21	0	1.000
Brumbaugh, Cayden	.306	9-9	36	7	11	5	1	0	8	18	.500	6	0	5	0	.395	1	0	7-8	10	13	0	1.000
Swansen, Gabe	.286	5-3	14	2	4	1	0	0	2	5	.357	1	1	2	0	.375	0	0	0-0	6	0	0	1.000
Caron, Josh	.279	10-10	43	7	12	3	0	1	5	18	.419	0	3	8	2	.326	0	0	1-1	75	7	0	1.000
Anglim, Garrett	.267	7-3	15	2	4	1	0	0	2	5	.333	2	0	5	0	.353	0	0	0-0	9	0	0	1.000
Stokes, Rhett	.250	7-3	12	0	3	1	0	0	1	4	.333	2	0	3	0	.357	0	0	0-1	5	11	0	1.000
Bradford, Clay	.250	7-1	8	2	2	1	0	0	0	3	.375	1	0	2	1	.333	0	0	1-1	0	0	0	.000
Silva, Riley	.233	10-10	30	4	7	0	0	0	4	7	.233	5	3	9	1	.385	1	3	4-4	29	0	0	1.000
Evans, Cole	.189	10-10	37	6	7	1	0	1	11	11	.297	5	1	10	0	.289	2	0	2-2	17	1	2	.900
Walsh, Will	.111	3-2	9	1	1	0	0	1	3	4	.444	0	0	3	0	.111	0	0	0-0	11	3	0	1.000
Jesske, Will	.000	4-0	3	1	0	0	0	0	0	0	.000	0	0	1	0	.000	0	0	0-0	0	0	0	.000
Hufft, Dylan	.000	4-1	2	0	0	0	0	0	0	0	.000	1	0	1	0	.333	0	0	0-0	3	3	0	1.000
Buettenback, Max	.000	2-0	2	0	0	0	0	0	0	0	.000	0	0	1	0	.000	0	0	0-0	0	0	0	.000
Hughes, Bryce	.000	1-0	0	0	0	0	0	0	0	0	.000	0	0	0	0	.000	0	0	0-0	0	0	0	.000
Totals	.296	10	351	72	104	19	1	14	65	167	.476	49	12	82	10	.396	5	3	19-21	263	89	5	.986
Opponents	.295	10	349	69	103	11	1	17	67	167	.479	32	14	85	5	.375	2	8	6-10	264	97	11	.970

LOB - Team (84), Opp (73). DPs turned - Team (6), Opp (13). IBB - Team (0), Opp (1). Picked off - Carey, D. 1.

### ( Sorted by Earned run avg )

Player	era	w-l	app	gs	cg	sho	sv	ip	h	r	er	bb	so	2b	3b	hr	b/avg	wp	hp	bksfa	sha	
Cleavinger, Grant	0.00	0-0	2	0	0	0/0	0	2.0	0	0	0	0	4	0	0	0	.000	0	0	0	0	0
Frahm, Trey	0.00	0-0	2	0	0	0/0	0	1.0	0	0	0	0	0	0	0	0	.000	0	0	0	0	0
Daiss, Casey	1.35	0-0	4	0	0	0/0	0	6.2	6	2	1	2	4	1	0	1	.250	0	1	0	1	1
Sears, Brett	3.46	1-0	2	2	0	0/0	0	13.0	13	5	5	3	11	3	0	1	.265	0	0	0	0	0
Worthley, Jalen	4.05	0-0	4	0	0	0/0	1	6.2	5	3	3	2	5	0	0	1	.227	0	0	0	0	3
McConnaughey, Maso	5.19	1-1	2	2	0	0/0	0	8.2	11	5	5	1	10	0	0	1	.324	1	2	0	1	1
Walsh, Will	5.84	1-1	3	1	0	0/0	0	12.1	14	8	8	3	12	0	0	2	.286	3	3	0	0	1
Borst, Evan	6.00	0-0	4	0	0	0/0	0	3.0	2	2	2	2	1	0	0	0	.200	1	2	0	0	0
Clark, Caleb	6.14	0-0	4	1	0	0/0	0	7.1	5	5	5	3	11	1	0	2	.185	2	1	0	0	0
Froehlich, Kyle	7.36	0-1	4	0	0	0/0	0	3.2	5	3	3	0	5	0	0	1	.313	0	1	0	0	0
Horn, Ty	11.57	0-0	4	1	0	0/0	0	4.2	9	6	6	1	3	1	0	1	.391	0	1	0	0	0
Sanders, Rans	12.00	0-1	5	0	0	0/0	0	3.0	5	4	4	2	1	0	0	2	.385	0	0	0	0	0
Christo, Drew	12.79	0-2	3	3	0	0/0	0	6.1	9	9	9	5	10	4	1	2	.300	3	1	0	0	1
Perry, Kyle	13.50	0-1	5	0	0	0/0	0	4.2	8	7	7	2	3	0	0	0	.400	0	0	0	0	0
Olsen, Bobby	18.00	0-0	2	0	0	0/0	0	2.0	4	4	4	2	2	0	0	1	.400	0	1	0	0	0
Brockett, Jackson	18.00	0-0	1	0	0	0/0	0	1.0	3	2	2	0	1	1	0	0	.600	1	0	0	0	1
Timmerman, Tucker	21.60	0-0	3	0	0	0/0	0	1.2	4	4	4	4	2	0	0	2	.444	0	1	0	0	0
Totals	6.98	3-7	10	10	0	0/0	1	87.2	103	69	68	32	85	11	1	17	.295	11	14	0	2	8
Opponents	6.85	7-3	10	10	0	0/0	3	88.0	104	72	67	49	82	19	1	14	.296	10	12	1	5	3

PB - Team (2), Columbus, B. 1, Caron, J. 1, Opp (9). Pickoffs - Team (1), Sears, B. 1, Opp (1). SBA/ATT - Columbus, B. (4-5), Caron, J. (2-4), Sanders, R. (1-2), Perry, K. (1-2), Walsh, W. (2-2), Sears, B. (0-2), Christo, D. (1-1), Worthley, J. (1-1).

## NEBRASKA GAME-BY-GAME HITTING

Date	Opponent	ab	r	h	rbi	2b	3b	hr	tb	bb	ibb	sb	cs	hbp	sac	sf	gdp	k	po	a	e	lob	avg
Feb 16	vs Baylor	30	4	5	4	2	0	1	10	5	0	1	1	1	1	0	1	14	27	8	1	6	.167
Feb 17	vs Texas Tech	32	3	10	2	0	0	0	10	4	0	1	1	1	2	0	1	7	27	5	0	9	.242
Feb 18	vs Oklahoma	34	6	7	4	1	0	0	8	4	0	3	0	0	1	0	0	13	26	8	2	6	.229
Feb 22	at Grand Canyon	33	7	9	6	2	2	1	18	4	0	3	1	4	0	1	1	13	27	12	0	8	.240
Feb 23	at Grand Canyon	42	11	17	10	2	0	2	25	3	0	1	1	1	1	0	1	11	27	9	2	9	.281
Feb 24	at Grand Canyon	32	5	11	5	1	0	1	15	4	0	0	0	1	2	2	2	11	24	12	2	9	.291
Feb 25	at Grand Canyon	35	10	9	5	1	0	0	10	5	0	2	0	2	2	0	0	7	27	6	1	7	.286
Feb 29	at Charleston	34	6	5	6	2	0	0	7	6	0	1	1	2	2	0	0	9	30	13	2	8	.268
Mar 02	at Charleston	35	5	13	5	1	0	0	14	4	0	1	1	0	1	1	2	5	27	6	2	9	.280
Mar 03	at Charleston	36	5	10	3	3	0	1	16	4	0	2	0	2	1	0	1	6	27	12	2	11	.280
Mar 08	SOUTH ALABAMA	34	3	9	3	3	0	0	12	3	0	0	0	2	0	0	1	5	27	9	0	9	.279
Mar 09	SOUTH ALABAMA	38	13	16	13	3	0	4	31	2	0	0	1	2	0	0	0	4	27	7	0	5	.292
Mar 10	SOUTH ALABAMA	35	12	15	12	5	0	1	23	9	0	1	0	0	0	0	2	4	27	12	5	8	.302
Mar 12	at Wichita State	40	8	11	7	2	0	1	16	6	0	3	0	1	1	1	0	14	27	10	0	14	.300
Mar 13	at Wichita State	32	3	5	3	3	0	2	14	2	0	0	0	1	0	0	0	10	24	7	2	5	.291
Mar 15	NICHOLLS	30	7	11	7	1	0	1	15	6	0	3	1	1	1	1	0	6	27	12	1	8	.295
Mar 16	NICHOLLS	33	16	11	16	1	0	2	18	9	0	2	0	7	1	0	1	4	27	8	0	10	.297
Mar 17	NICHOLLS	38	11	14	10	5	0	1	22	4	0	0	1	3	0	1	0	5	27	14	1	11	.302
Mar 19	OMAHA	34	11	9	10	3	0	1	15	9	0	4	1	3	0	0	0	11	27	13	2	11	.300
Mar 20	NORTH DAKOTA S	29	3	7	2	1	0	0	8	5	0	2	2	2	1	0	0	5	27	8	0	10	.297
Mar 22	NEW MEXICO STA	38	14	15	14	2	0	2	23	5	0	6	1	0	0	0	0	6	27	6	0	5	.302
Mar 23	NEW MEXICO STA	27	2	6	2	1	0	0	7	2	0	1	0	3	1	0	1	8	27	12	2	7	.300
Mar 29	at Northwestern	31	5	8	5	0	0	1	11	5	1	2	1	2	1	1	0	3	27	11	2	8	.298
Mar 30	at Northwestern	36	9	11	9	0	0	2	17	3	1	1	2	1	0	1	0	5	27	9	1	5	.298
Mar 31	at Northwestern	37	8	8	7	3	0	0	11	7	0	0	0	2	2	1	0	6	30	6	0	11	.295
Apr 02	at Creighton	34	3	7	3	2	1	0	11	3	0	1	0	0	0	0	1	14	24	18	2	7	.291
Apr 05	OHIO STATE	30	3	7	2	0	0	0	7	4	0	4	0	1	0	0	1	11	27	9	0	8	.289
Apr 06	OHIO STATE	33	7	11	7	3	1	1	19	2	0	1	1	1	2	0	0	6	27	11	0	7	.291
Apr 07	OHIO STATE	36	3	9	3	2	0	1	14	3	0	1	0	1	0	0	1	8	27	10	1	10	.289
Apr 09	at Kansas	37	11	12	11	2	0	2	20	5	0	0	0	1	1	0	2	10	24	4	1	6	.291
Apr 12	at Rutgers	42	6	10	6	2	0	1	15	3	0	2	0	1	0	1	1	9	32	13	0	8	.289
Apr 13	at Rutgers	40	16	14	13	2	0	3	25	5	0	5	0	4	0	0	1	10	27	10	0	6	.291
Apr 14	at Rutgers	33	4	9	3	0	0	1	12	6	0	2	1	1	0	1	1	6	24	17	1	10	.290
Apr 16	CREIGHTON	31	4	6	4	2	0	1	11	5	0	0	1	0	0	1	0	5	27	7	0	6	.288
Apr 19	MARYLAND	35	6	13	5	3	0	2	22	4	0	2	0	0	1	0	2	11	27	6	2	10	.290
Apr 20	MARYLAND	32	2	7	2	1	0	1	11	5	0	0	0	0	0	1	1	7	27	10	0	9	.288
Apr 21	MARYLAND	32	16	16	14	3	1	1	24	6	0	5	0	1	1	1	0	6	21	5	0	7	.294
Apr 23	KANSAS	33	4	8	4	2	0	1	13	7	0	2	0	3	0	0	1	10	27	7	0	12	.292
Totals		1303	272	381	247	72	5	39	580	178	2	65	19	58	26	15	26	305	1015	362	37	315	.292

## NEBRASKA GAME-BY-GAME PITCHING

Date	Opponent	ip	h	r	er	bb	so	2b	3b	hr	wp	bk	hbp	dp	ibb	score	w-l	sv	era
Feb 16	vs Baylor	9.0	7	1	1	0	9	1	0	0	0	0	0	1	0	4-1	1-0	1	1.00
Feb 17	vs Texas Tech	9.0	11	6	6	3	9	2	0	0	1	0	0	0	0	3-6	1-1	1	3.50
Feb 18	vs Oklahoma	8.2	11	7	7	6	10	2	0	1	2	0	2	1	1	6-7	1-2	1	4.72
Feb 22	at Grand Canyon	9.0	8	2	2	3	5	2	0	0	0	0	1	2	0	7-2	2-2	1	4.04
Feb 23	at Grand Canyon	9.0	4	1	0	2	9	0	0	0	0	0	1	1	0	11-1	3-2	2	3.22
Feb 24	at Grand Canyon	8.0	11	7	4	1	5	1	1	2	0	0	1	0	0	5-7	3-3	2	3.42
Feb 25	at Grand Canyon	9.0	12	8	8	2	3	2	1	1	2	0	3	0	0	10-8	4-3	3	4.09
Feb 29	at Charleston	10.0	7	5	3	4	5	3	0	0	3	0	0	0	0	6-5	5-3	4	3.89
Mar 02	at Charleston	9.0	6	4	3	3	9	1	0	1	2	0	0	0	0	5-4	6-3	5	3.79
Mar 03	at Charleston	9.0	7	3	3	3	10	3	0	1	0	1	0	2	0	5-3	7-3	6	3.71
Mar 08	SOUTH ALABAMA	9.0	12	11	11	3	7	2	0	4	2	0	0	1	0	3-11	7-4	6	4.38
Mar 09	SOUTH ALABAMA	9.0	5	2	2	0	8	2	0	1	0	0	0	0	0	13-2	8-4	6	4.18
Mar 10	SOUTH ALABAMA	9.0	8	7	3	3	16	0	0	2	1	0	0	0	0	12-7	9-4	6	4.09
Mar 12	at Wichita State	9.0	11	6	6	1	7	1	0	1	0	0	3	2	0	8-6	10-4	7	4.23
Mar 13	at Wichita State	8.0	10	9	8	3	9	1	1	1	0	0	3	0	0	3-9	10-5	7	4.51
Mar 15	NICHOLLS	9.0	8	6	5	6	8	2	0	0	6	0	0	1	1	7-6	11-5	8	4.54
Mar 16	NICHOLLS	9.0	4	0	0	5	7	1	0	0	0	1	0	0	0	16-0	12-5	9	4.27
Mar 17	NICHOLLS	9.0	6	4	4	7	4	1	0	0	1	0	0	1	0	11-4	13-5	9	4.26
Mar 19	OMAHA	9.0	6	5	4	4	12	2	0	0	2	0	2	0	0	11-5	14-5	9	4.24
Mar 20	NORTH DAKOTA S	9.0	6	1	1	0	13	0	1	0	1	0	1	0	0	3-1	15-5	10	4.08
Mar 22	NEW MEXICO STA	9.0	3	2	2	3	9	0	0	0	0	0	1	1	0	14-2	16-5	10	3.98
Mar 23	NEW MEXICO STA	9.0	7	1	0	5	10	3	0	0	0	0	2	0	0	2-1	17-5	11	3.80
*Mar 29	at Northwestern	9.0	8	2	2	3	4	1	0	1	0	0	3	1	0	5-2	18-5	12	3.72
*Mar 30	at Northwestern	9.0	7	5	4	3	5	3	0	0	0	0	2	0	0	9-5	19-5	12	3.73
*Mar 31	at Northwestern	10.0	8	7	7	0	13	1	0	3	0	0	0	0	0	8-7	20-5	12	3.85
Apr 02	at Creighton	8.0	11	5	4	4	7	1	0	1	1	0	1	1	1	3-5	20-6	12	3.87
*Apr 05	OHIO STATE	9.0	2	0	0	0	10	0	0	0	0	0	0	1	0	3-0	21-6	12	3.72
*Apr 06	OHIO STATE	9.0	6	3	3	3	9	0	0	1	0	0	1	2	0	7-3	22-6	13	3.70
*Apr 07	OHIO STATE	9.0	9	9	9	4	11	1	1	2	3	0	1	0	0	3-9	22-7	13	3.88
Apr 09	at Kansas	8.0	14	13	12	3	7	2	0	2	1	0	3	1	0	11-13	22-8	13	4.17
*Apr 12	at Rutgers	10.2	15	7	7	5	6	3	0	0	1	0	1	0	1	6-7	22-9	13	4.24
*Apr 13	at Rutgers	9.0	9	1	1	0	13	0	0	0	0	0	1	1	0	16-1	23-9	13	4.13
*Apr 14	at Rutgers	8.0	11	6	6	6	1	1	0	2	1	0	2	1	0	4-6	23-10	13	4.21
Apr 16	CREIGHTON	9.0	9	6	6	4	8	0	0	3	2	0	2	0	0	4-6	23-11	13	4.26
*Apr 19	MARYLAND	9.0	7	3	3	2	11	1	0	1	0	0	0	1	0	6-3	24-11	14	4.22
*Apr 20	MARYLAND	9.0	12	11	11	3	6	1	0	3	1	0	1	1	0	2-11	24-12	14	4.41
*Apr 21	MARYLAND	7.0	6	4	4	0	10	0	0	1	1	0	1	0	0	16-4	25-12	14	4.43
Apr 23	KANSAS	9.0	11	9	9	5	12	2	0	3	1	0	2	1	0	4-9	25-13	14	4.55
Totals		338.1	315	189	171	112	317	49	5	38	35	2	41	24	4	272-189	25-13	14	4.55

### TEAM BATTING

Category	Number	Game
At-Bats	42	at Grand Canyon, 2/23/24
	42	at Rutgers, 4/12/24
Runs Scored	16	vs. Nicholls, 3/16/24
	16	at Rutgers, 4/13/24
	16	vs. Maryland, 4/21/24
Hits	17	at Grand Canyon, 2/23/24
Runs Batted In	16	vs. Nicholls, 3/16/24
Doubles	5	vs. South Alabama, 3/10/24
	5	vs. Nicholls, 3/17/24
Triples	2	at Grand Canyon, 2/22/24
Home Runs	4	vs. South Alabama, 3/9/24
Total Bases	31	vs. South Alabama, 3/9/24
Walks	9	vs. South Alabama, 3/10/24
	9	vs. Nicholls, 3/16/24
	9	vs. Omaha, 3/19/24
Strikeouts	14	vs. Baylor, 2/16/24
	14	at Wichita State, 3/12/24
	14	at Creighton, 4/2/24
Sacrifice Hits	2	Six Times
Stolen Bases	6	vs. New Mexico State, 3/22/24
Hit by Pitch	7	vs. Nicholls, 3/16/24

### TEAM FIELDING

Category	Number	Game
Putouts	32	at Rutgers, 4/12/24
Assists	18	at Creighton, 4/2/24
Errors	5	vs. South Alabama, 3/10/24
Passed Balls	1	Four Times
Double Plays Turned	2	Four Times

### TEAM PITCHING

Category	Number	Game
Innings Pitched	10.2	at Rutgers, 4/12/24
Runs Allowed	13	at Kansas, 4/9/24
Earned Runs	12	at Kansas, 4/9/24
Walks Allowed	7	vs. Nicholls, 3/17/24
Strikeouts	16	vs. South Alabama, 3/10/24
Hits Allowed	15	at Rutgers, 4/12/24
Doubles Allowed	3	Five Times
Triples Allowed	1	Five Times
Home Runs Allowed	4	vs. South Alabama, 3/8/24
Wild Pitches	6	vs. Nicholls, 3/15/24
Hit Batters	3	Five Times

### INDIVIDUAL BATTING

Category	Number	Game
At-Bats	6	Four Times
Runs Scored	3	15 Times
Hits	4	J. Overbeek vs. Texas Tech, 2/17/24
	4	C. Evans at Wichita State, 3/12/24
Runs Batted In	5	Six Times
Doubles	2	Eight Times
Triples	1	Five Times
Home Runs	2	J. Caron at Grand Canyon, 2/23/24
Total Bases	8	J. Caron at Grand Canyon, 2/23/24
Walks	4	C. Brumbaugh vs. Nicholls, 3/15/24
Strikeouts	4	R. Stokes at Wichita State, 3/12/24
Sacrifice Hits	2	R. Silva at Northwestern, 3/31/24
Stolen Bases	2	Eight Times
Hit by Pitch	3	R. Silva at Grand Canyon, 2/22/24

### INDIVIDUAL FIELDING

Category	Number	Game
Putouts	14	C. Sanderson at Rutgers, 4/14/24
Assists	7	R. Stokes at Northwestern, 3/29/24
Errors	2	R. Stokes vs. South Alabama, 3/10/24
	2	D. Carey vs. South Alabama, 3/10/24
Passed Balls	1	J. Caron vs. New Mexico State, 3/22/24
	1	J. Caron at Northwestern, 3/20/24
	1	B. Columbus at Rutgers, 4/14/24

### INDIVIDUAL PITCHING

Category	Number	Game
Innings Pitched	9.0	B. Sears vs. Ohio State, 4/5/24
Runs Allowed	7	D. Christo vs. South Alabama, 3/8/24
Earned Runs	7	D. Christo vs. South Alabama, 3/8/24
Walks Allowed	5	B. Sears vs. Nicholls, 3/16/24
Strikeouts	10	B. Sears vs. Ohio State, 4/5/24
Hits Allowed	7	Four Times
Doubles Allowed	3	W. Walsh at Charleston, 3/3/24
Triples Allowed	1	Five Times
Home Runs Allowed	3	D. Christo vs. South Alabama, 3/8/24
Wild Pitches	3	D. Christo vs. Nicholls, 3/15/24
Hit Batters	2	Six Times

### HITTING BY SERIES

TEAM	W-L	AVG	R	H	2B	3B	HR	RBI	BB	SO	SB-ATT	W/RISP	2OUT
Baylor	1-0	.167	4	5	2	0	1	4	5	14	1-2	.375	.250
Texas Tech	0-1	.313	3	10	0	0	0	2	4	7	1-2	.083	.364
Oklahoma	0-1	.206	6	7	1	0	0	4	4	13	3-3	.167	.231
Grand Canyon	3-1	.324	33	46	6	2	4	26	16	42	6-8	.273	.353
Charleston	3-0	.267	16	28	6	0	1	14	14	20	4-6	.294	.242
South Alabama	2-1	.374	28	40	11	0	5	28	14	13	1-2	.417	.474
Wichita State	1-1	.222	11	16	5	0	3	10	8	24	3-3	.107	.250
Nicholls	3-0	.356	34	36	7	0	4	33	19	15	5-7	.302	.214
Omaha	1-0	.265	11	9	3	0	1	10	9	11	4-5	.429	.200
North Dakota State	1-0	.241	3	7	1	0	0	2	5	5	2-4	.182	.125
New Mexico State	2-0	.323	16	21	3	0	2	16	7	14	7-8	.524	.273
Northwestern	3-0	.260	22	27	3	0	3	21	15	14	3-6	.367	.257
Creighton	0-2	.200	7	13	4	1	1	7	8	19	1-2	.176	.261
Ohio State	2-1	.273	13	27	5	1	2	12	9	25	6-7	.206	.229
Kansas	0-2	.286	15	20	4	0	3	15	12	20	2-2	.450	.393
Rutgers	1-2	.287	26	33	4	0	5	22	14	25	9-10	.286	.325
Maryland	2-1	.364	24	36	7	1	4	21	15	24	7-7	.267	.355

### SITUATIONAL HITTING

Player	Overall	vs. Left	vs. Right	W/ Bases	W/ Runners	W/ Bases	With	Runners In	Reached
	AB/AVG	AB/AVG	AB/AVG	Empty	On Base	Loaded	2 Outs	Score Pos.	Leadoff
Sanderson, Case	69/.348	14/.286	55/.364	35/.314	34/.382	2/.000	19/.368	20/.300	20/.600
Brumbaugh, Cayden	113/.345	43/.395	70/.314	65/.338	48/.354	4/.000	32/.313	34/.382	49/.367
Columbus, Ben	53/.340	13/.462	40/.300	24/.375	29/.310	4/.250	21/.381	22/.273	13/.462
Stone, Tyler	101/.337	29/.241	72/.375	40/.200	61/.426	2/.500	38/.368	34/.324	23/.391
Stokes, Rhett	87/.310	27/.222	60/.350	51/.314	36/.306	2/.500	22/.318	26/.346	28/.321
Hufft, Dylan	17/.294	2/.000	15/.333	7/.286	10/.300	1/.000	9/.333	7/.286	6/.500
Caron, Josh	147/.293	50/.300	97/.289	59/.271	88/.307	8/.250	58/.345	57/.368	26/.308
Jesske, Will	21/.286	17/.294	4/.250	9/.222	12/.333	0/---	6/.333	8/.250	5/.200
Overbeek, Joshua	88/.284	22/.136	66/.333	37/.324	51/.255	3/.000	30/.267	39/.205	23/.565
Silva, Riley	128/.281	40/.375	88/.239	61/.246	67/.313	5/.200	34/.235	40/.300	36/.444
Anglim, Garrett	89/.281	23/.435	66/.227	36/.250	53/.302	4/.250	37/.189	35/.286	17/.529
Evans, Cole	125/.280	37/.243	88/.295	56/.304	69/.261	2/.500	47/.319	53/.283	31/.387
Walsh, Will	29/.276	19/.211	10/.400	12/.250	17/.294	1/1.000	14/.143	11/.364	5/.400
Carey, Dylan	143/.266	42/.310	101/.248	69/.246	74/.284	4/.250	41/.317	40/.250	32/.375
Bradford, Clay	31/.226	5/.000	26/.269	18/.222	13/.231	1/.000	8/.250	9/.111	10/.400
Swansen, Gabe	53/.189	18/.111	35/.229	27/.222	26/.154	1/.000	21/.286	16/.188	10/.200
Buettenback, Max	6/.167	0/---	6/.167	4/.250	2/.000	0/---	4/.250	2/.000	1/.000
Hughes, Bryce	2/.000	1/.000	1/.000	1/.000	1/.000	0/---	0/---	1/.000	1/.000
Lewis, Hayden	1/.000	1/.000	0/---	1/.000	0/---	0/---	1/.000	0/---	0/---

### MULTIPLE HIT GAMES

Player	2	3	4	5+	Total
Brumbaugh, Cayden	10	3	-	-	13
Caron, Josh	10	2	-	-	12
Carey, Dylan	8	2	-	-	10
Silva, Riley	8	2	-	-	10
Evans, Cole	7	1	1	-	9
Sanderson, Case	6	2	-	-	8
Stone, Tyler	4	4	-	-	8
Columbus, Ben	6	1	-	-	7
Stokes, Rhett	1	5	-	-	6
Overbeek, Joshua	5	-	1	-	6
Anglim, Garrett	3	2	-	-	5
Swansen, Gabe	2	-	-	-	2
Jesske, Will	2	-	-	-	2
Walsh, Will	1	1	-	-	2
Hufft, Dylan	2	-	-	-	2
Bradford, Clay	1	-	-	-	1
TEAM	76	25	2	0	103

### MULTIPLE RBI GAMES

Player	2	3	4	5+	Total
Caron, Josh	5	2	1	2	10
Evans, Cole	6	1	-	1	8
Stone, Tyler	5	1	-	-	6
Brumbaugh, Cayden	4	2	-	-	6
Anglim, Garrett	4	-	-	1	5
Carey, Dylan	3	1	-	-	4
Walsh, Will	1	2	-	1	4
Stokes, Rhett	3	1	-	-	4
Silva, Riley	3	1	-	-	4
Columbus, Ben	2	1	-	1	4
Sanderson, Case	3	-	-	-	3
Swansen, Gabe	1	1	-	-	2
Overbeek, Joshua	2	-	-	-	2
Jesske, Will	1	-	-	-	1
Bradford, Clay	-	1	-	-	1
TEAM	43	14	1	6	64

### HITTING STREAKS

Player	Season Long	Current
Caron, Josh	14	1
Overbeek, Joshua	9	3
Columbus, Ben	8	-
Brumbaugh, Cayden	8	4
Stone, Tyler	6	2
Evans, Cole	6	-
Silva, Riley	5	2
Carey, Dylan	5	3
Stokes, Rhett	4	-
Anglim, Garrett	4	-
Bradford, Clay	4	-
Sanderson, Case	3	-
Swansen, Gabe	3	-
Walsh, Will	3	-
Jesske, Will	2	-
Hufft, Dylan	2	-

### REACHED BASE STREAKS

Player	Season Long	Current
Brumbaugh, Cayden	20	4
Caron, Josh	16	5
Silva, Riley	13	13
Stone, Tyler	11	2
Sanderson, Case	10	10
Overbeek, Joshua	9	4
Columbus, Ben	8	-
Evans, Cole	7	2
Hufft, Dylan	6	-
Carey, Dylan	6	3
Bradford, Clay	6	1
Anglim, Garrett	5	5
Walsh, Will	4	-
Stokes, Rhett	4	4
Swansen, Gabe	3	-
Jesske, Will	2	-
Buettenback, Max	2	-

PLAYER	TOTAL	VS.		HOME	R/N	RUNNERS ON				OUTS			TIED GAME	GO-AHEAD
		LHP	RHP			0	1	2	3	0	1	2		
Anglim	2	0	2	1	1	1	0	1	0	1	1	0	0	0
Bradford	2	0	2	1	1	1	0	1	0	1	0	1	0	0
Buettenback	1	0	1	0	1	1	0	0	0	0	0	1	0	0
Carey	4	1	3	2	2	2	2	0	0	1	1	2	1	0
Caron	7	2	5	3	4	1	2	3	1	0	3	4	1	3
Columbus	4	2	2	2	2	2	1	1	0	1	0	3	2	0
C. Evans	3	1	2	1	2	2	0	0	1	0	2	1	0	1
Overbeek	2	1	1	2	0	2	0	0	0	2	0	0	1	1
Sanderson	2	0	2	1	1	0	2	0	0	0	1	1	0	0
Stone	6	3	3	3	3	3	3	0	0	2	3	1	0	2
Swansen	1	0	1	1	0	0	0	1	0	1	0	0	0	0
Walsh	5	4	1	3	2	1	1	2	1	1	2	2	1	1

Pinch-Hit	Last: Max Buettenback at Wichita State (March 13, 2024)	Season Total: 2
Grand Slam	Last: Cole Evans at Kansas (April 9, 2024)	Season Total: 3
Multi-Homer Game	Last: Josh Caron (2) at Grand Canyon (February 23, 2024)	Season Total: 1
Back-To-Back	Last: Ben Columbus/Dylan Carey at Rutgers (April 13, 2024)	Season Total: 1
Led off the Game	Last: Brice Matthews at Creighton (May 9, 2023)	Season Total: 0
Inside-The-Park	Last: Max Buettenback at Wichita State (March 13, 2024)	Season Total: 1
Walk-Off	Last: Steven Reveles vs. Loyola Marymount (March 11, 2016)	Season Total: 0

**HR BY POSITION**

C	1B	2B	3B	SS	LF	CF	RF	DH	P
8	13	0	2	4	4	1	5	2	0

**HR BY INNING**

1	2	3	4	5	6	7	8	9	10+
5	3	7	8	3	2	2	6	3	0

**HR BY BATTING ORDER**

1	2	3	4	5	6	7	8	9
1	0	3	9	5	10	5	5	1

**CAREER HOME RUN BREAKDOWN**

PLAYER	1R	2R	3R	GS	TOTAL
Swansen	6	8	6	-	20
Caron	5	4	4	1	14
Anglim	8	2	1	-	11
Carey	5	2	1	-	8
C. Evans	4	1	1	1	7
Walsh	1	3	2	1	7
Stone*	3	4	-	-	7
Bradford	1	-	1	-	2
Overbeek^	3	-	-	-	3
Sanderson	-	2	-	-	2
Columbus	2	1	1	-	4
Buettenback	1	-	-	-	1

\* - Includes solo home run with Gonzaga in 2021.

^ - Includes solo home run with Pitt in 2022.

**HOME RUN TRACKER**

#	PLAYER	OPPONENT (DATE)
1	Anglim (1)	vs. Baylor (2/16)
2	Stone (1)	at Grand Canyon (2/22)
3	Caron (1)	at Grand Canyon (2/23)
4	Caron (2)	at Grand Canyon (2/23)
5	Caron (3)	at Grand Canyon (2/24)
6	Stone (2)	at Charleston (3/3)
7	Caron (4)	South Alabama (3/9)
8	Stone (3)	South Alabama (3/9)
9	C. Evans (1)	South Alabama (3/9)
10	Bradford (1)	South Alabama (3/9)
11	Carey (1)	South Alabama (3/10)
12	Stone (4)	at Wichita State (3/12)
13	Bradford (2)	at Wichita State (3/13)
14	Buettenback (1)	at Wichita State (3/13)
15	Caron (5)	Nicholls (3/15)
16	Walsh (1)	Nicholls (3/16)
17	Swansen (1)	Nicholls (3/16)
18	Walsh (2)	Nicholls (3/17)
19	Walsh (3)	Omaha (3/19)
20	Overbeek (1)	New Mexico State (3/22)
21	Anglim (2)	New Mexico State (3/22)
22	Walsh (4)	at Northwestern (3/29)
23	C. Evans (2)	at Northwestern (3/30)
24	Caron (6)	at Northwestern (3/30)
25	Carey (2)	Ohio State (4/6)
26	Sanderson (1)	Ohio State (4/7)
27	Columbus (1)	at Kansas (4/9)
28	C. Evans (3)	at Kansas (4/9)
29	Walsh (5)	at Rutgers (4/12)
30	Sanderson (2)	at Rutgers (4/13)
31	Columbus (2)	at Rutgers (4/13)
32	Carey (3)	at Rutgers (4/13)
33	Carey (4)	at Rutgers (4/14)
34	Caron (7)	Creighton (4/16)
35	Overbeek (2)	Maryland (4/19)
36	Columbus (3)	Maryland (4/19)
37	Columbus (4)	Maryland (4/20)
38	Stone (5)	Maryland (4/21)
39	Stone (6)	Kansas (4/23)



## WHERE NEBRASKA RANKS

Through April 24

Category	Value	B1G	NCAA
Walks	178	9th	159th
Batting Average	.292	8th	82nd
Double Plays	24	12th	154th
Double Plays/Game	0.63	12th	153rd
Doubles	72	8th	128th
Doubles/Game	1.89	8th	115th
Earned Run Average	4.55	1st	33rd
Fielding Pct.	.974	6th	73rd
Hit Batters	41	10th	235th
Hit By Pitch	58	6th	106th
Hits	381	7th	121st
Home Runs	39	8th	163rd
Home Runs/Game	1.03	7th	161st
On-Base Pct.	.397	8th	89th
Runs	272	8th	136th
Sac Bunts	26	2nd	34th
Scoring	7.2	7th	112th
Slugging Pct.	.445	8th	142nd
Stolen Bases	65	3rd	50th
Triples	5	7th	210th
Triples/Game	0.13	10th	222nd
WHIP	1.26	1st	10th

## ACTIVE CAREER LEADERS

Games Played.....	Garrett Anglim - 114
Games Started.....	Josh Caron - 106
At-Bats.....	Josh Caron - 405
Runs.....	Josh Caron - 70
Hits.....	Garrett Anglim - 104
Doubles.....	Josh Caron - 23
Triples.....	Garrett Anglim - 5
Home Runs.....	Gabe Swansen - 20
Runs Batted In.....	Josh Caron - 76
Walks.....	Josh Caron - 42
Times Hit By Pitch.....	Garrett Anglim/Josh Caron - 24
Stolen Bases.....	Riley Silva - 23
Pitching Appearances.....	Kyle Perry - 61
Wins.....	Will Walsh - 9
Games Started.....	Kyle Perry - 18
Complete Games.....	Brett Sears - 2
Shutouts.....	Brett Sears - 2
Saves.....	Kyle Froehlich - 7
Innings Pitched.....	Bobby Olsen - 116.0
Strikeouts.....	Kyle Perry - 114

## GAMES STARTED (POSITION PLAYERS)

Player	'20	'21	'22	'23	'24	Total
Caron	-	-	22	48	36	106
Anglim	-	-	45	28	23	96
Carey	-	-	-	53	37	90
C. Evans	1	-	-	40	33	74
Swansen	-	-	9	49	14	72
Columbus	-	-	-	34	14	48
Silva	-	-	-	-	37	37
Stone	-	-	11	-	25	36
Overbeek	-	-	6	-	25	31
Brumbaugh	-	-	2	-	28	30
Stokes	-	-	-	-	26	26
Sanderson	-	-	-	-	19	19
Walsh	-	-	-	9	9	18
Bradford	-	-	-	-	7	7
Hufft	-	-	-	-	5	5
Jesske	-	-	-	-	3	3
Buettenback	-	-	-	-	1	1

## GAME-WINNING PLAYS

Date	Opponent	Play	Inn.	Final
2/16	vs. Baylor	Carey RBI Double	8th	4-1
2/22	at Grand Canyon	Stone 2-Run HR	4th	7-2
2/23	at Grand Canyon	Caron 2-Run HR	1st	11-1
2/25	at Grand Canyon	Stone on Passed Ball	8th	10-8
2/29	at Charleston	C. Evans RBI Fielder's Choice	10th	6-5
3/2	at Charleston	Stone Sacrifice Fly	9th	5-4
3/3	at Charleston	Silva Single & Error	9th	5-3
3/9	South Alabama	Caron 2-Run HR	3rd	13-2
3/10	South Alabama	C. Evans 2-RBI Double	6th	12-7
3/12	at Wichita State	Columbus Walk	4th	8-6
3/15	Nicholls	Caron 2-RBI Single	7th	7-6
3/16	Nicholls	Anglim Hit by Pitch	1st	16-0
3/17	Nicholls	Stokes RBI Double	6th	11-4
3/19	Omaha	Walsh Solo HR	5th	11-5
3/20	North Dakota State	Anglim RBI Single	3rd	3-1
3/22	New Mexico State	Brumbaugh 2-RBI Single	3rd	14-2
3/23	New Mexico State	Sanderson RBI Single	7th	2-1
3/29	at Northwestern	C. Evans Sacrifice Fly	7th	5-2
3/30	at Northwestern	Caron Grand Slam	2nd	9-5
3/31	at Northwestern	C. Evans Sacrifice Fly	10th	8-7
4/5	Ohio State	Caron Ground into Double Play	1st	3-0
4/6	Ohio State	Silva RBI Double	5th	7-3
4/13	at Rutgers	C. Evans 2-RBI Single	3rd	16-1
4/19	Maryland	Brumbaugh 2-RBI Double	4th	6-3
4/21	Maryland	Silva RBI Single	2nd	16-4

## BIG INNINGS (FOUR OR MORE RUNS)

Date	Opponent	Inn.	Batters	R	H	E	Result
2/25	at Grand Canyon	3rd	10	6	4	2	W, 10-8
2/29	at Charleston	9th	9	4	2	1	W, 6-5 (10)
3/10	South Alabama	5th	8	4	4	0	W, 12-7
3/10	South Alabama	6th	10	6	6	0	W, 12-7
3/12	at Wichita State	3rd	8	4	5	0	W, 8-6
3/16	Nicholls	1st	8	5	1	0	W, 16-0
3/16	Nicholls	3rd	10	5	5	1	W, 16-0
3/16	Nicholls	5th	8	4	2	1	W, 16-0
3/17	Nicholls	4th	7	4	4	2	W, 11-4
3/17	Nicholls	6th	10	5	5	0	W, 11-4
3/22	New Mexico State	3rd	9	5	5	0	W, 14-2
3/22	New Mexico State	8th	8	5	3	0	W, 14-2
3/30	at Northwestern	2nd	10	7	5	0	W, 9-5
3/31	at Northwestern	4th	10	5	1	2	W, 8-7 (10)
4/6	Ohio State	5th	11	6	7	1	W, 7-3
4/9	at Kansas	3rd	7	4	4	0	L, 13-11
4/9	at Kansas	6th	8	5	2	1	L, 13-11
4/13	at Rutgers	3rd	8	5	3	1	W, 16-1
4/13	at Rutgers	8th	8	5	4	0	W, 16-1
4/19	Maryland	4th	9	4	4	0	W, 6-3
4/21	Maryland	4th	10	5	7	2	W, 16-4
4/21	Maryland	6th	10	5	2	1	W, 16-4

## RUNS BY INNING

	1	2	3	4	5	6	7	8	9	EX	TOTAL
Nebraska	23	21	45	45	28	41	17	30	20	2	272
Opponents	28	24	26	16	14	19	19	18	24	1	189

## RECORD WHEN TEAM SCORES

Runs	0	1	2	3	4	5	6	7	8	9	10+
W-L	0-0	0-0	1-1	2-5	1-3	3-1	2-2	3-0	2-0	1-0	10-1

## RECORD WHEN OPPONENT SCORES

Runs	0	1	2	3	4	5	6	7	8	9	10+
W-L	2-0	5-0	4-0	3-0	3-0	3-1	2-3	2-3	1-0	0-3	0-3

## RECORD WHEN LEADING AFTER

Inn.	1	2	3	4	5	6	7	8
W-L	7-3	11-3	13-2	17-1	17-1	19-3	19-3	20-3

## RECORD WHEN TRAILING AFTER

Inn.	1	2	3	4	5	6	7	8
W-L	6-4	6-8	7-9	5-9	3-9	2-9	2-9	3-9

## RECORD WHEN TIED AFTER

Inn.	1	2	3	4	5	6	7	8
W-L	12-5	8-2	5-2	3-3	5-3	4-1	3-1	1-1

## STARTERS

Pitcher	Starts	QS	IP/Start	#P/Start	Run Support	Support/Start	Team Record
Christo	9	2	4.0	68	24	2.7	5-4
Clark	3	0	2.2	52	10	3.3	1-2
Harrahill	1	0	1.0	36	0	0.0	0-1
Horn	3	0	2.0	47	3	1.0	2-1
McConnaughey	5	2	5.0	76	35	7.0	4-1
Sears	10	9	6.2	95	67	6.7	9-1
Walsh	7	2	4.1	70	28	4.0	4-3

## STAFF BY SERIES

Opponent	W-L/S	ERA	IP	H	ER	BB	SO
Baylor	1-0/1	1.00	9.0	7	1	0	9
Texas Tech	0-1/0	6.00	9.0	11	6	3	9
Oklahoma	0-1/0	7.27	8.2	11	7	6	10
Grand Canyon	3-1/2	3.60	35.0	35	14	8	22
Charleston	3-0/3	2.89	28.0	20	9	10	24
South Alabama	2-1/0	5.33	27.0	25	16	6	31
Wichita State	1-1/1	7.41	17.0	21	14	4	16
Nicholls	3-0/2	3.00	27.0	18	9	18	19
Omaha	1-0/0	4.00	9.0	6	4	4	12
North Dakota State	1-0/0	1.00	9.0	6	1	0	13
New Mexico State	2-0/1	1.00	18.0	10	2	8	19
Northwestern	3-0/1	4.18	28.0	23	13	6	22
Creighton	0-2/0	5.29	17.0	20	10	8	15
Ohio State	2-1/1	4.00	27.0	17	12	7	30
Kansas	0-2/0	11.12	17.0	25	21	8	19
Rutgers	1-2/0	4.55	27.2	35	14	11	20
Maryland	2-1/1	6.48	25.0	25	18	5	27

## STARTER/BULLPEN SPLITS

	W/L/S	ERA	IP	H	R	ER	K/B
Starter	14/6	4.02	179.0	157	89	80	175/45
Bullpen	11/7/14	5.14	159.1	158	100	91	142/67
<b>TOTAL</b>	<b>25/13/14</b>	<b>4.55</b>	<b>338.1</b>	<b>315</b>	<b>189</b>	<b>171</b>	<b>317/112</b>

## STARTER/BULLPEN SPLITS - BIG TEN

	W/L/S	ERA	IP	H	R	ER	K/B
Starter	6/2	4.08	64.0	55	29	29	61/15
Bullpen	2/2/3	5.77	43.2	45	29	28	38/14
<b>TOTAL</b>	<b>8/4/3</b>	<b>4.76</b>	<b>107.2</b>	<b>100</b>	<b>58</b>	<b>57</b>	<b>99/29</b>

## STARTERS BY LOCATION

	W/L	ERA	IP	H	R	ER	K/B
Home	9/4	3.81	87.1	66	42	37	100/23
Away	5/2	4.38	78.0	78	42	38	61/19
Neutral	0/0	3.29	13.2	13	5	5	14/3
<b>TOTAL</b>	<b>14/6</b>	<b>4.02</b>	<b>179.0</b>	<b>157</b>	<b>89</b>	<b>80</b>	<b>175/45</b>

## RELIEVERS BY LOCATION

	W/L/S	ERA	IP	H	R	ER	K/B
Home	4/1/6	4.95	72.2	61	42	20	71/34
Away	6/4/7	5.13	73.2	81	49	42	57/27
Neutral	1/2/1	6.23	13.0	16	9	9	14/6
<b>TOTAL</b>	<b>11/7/14</b>	<b>5.14</b>	<b>159.1</b>	<b>158</b>	<b>100</b>	<b>91</b>	<b>142/67</b>

## MISCELLANEOUS STATS

Pitcher	K/9	WHIP	SV/OPP	FO/GO
Borst	9.3	1.59	0/0	13/7
Brockett	5.1	2.44	0/0	4/8
Christo	7.6	1.47	0/0	48/32
Clark	10.4	1.96	0/0	11/18
Cleavinger	12.2	1.36	0/0	3/2
Daiss	5.4	1.33	4/6	17/17
Frahm	4.5	2.00	0/0	5/0
Froehlich	9.3	1.20	0/0	10/12
Harrahill	18.0	5.00	0/0	1/0
Horn	6.1	1.81	1/1	20/20
Lewis	27.0	6.0	0/0	0/0
McConnaughey	11.1	1.27	0/0	28/31
Olsen	10.1	2.81	0/0	4/4
Perry	8.0	1.3	3/3	11/18
Sanders	5.6	1.15	2/3	10/15
Sears	9.0	0.76	0/0	73/54
Timmerman	9.2	2.30	1/1	11/16
Walsh	7.8	1.51	0/0	42/42
Worthley	7.2	0.98	3/3	26/20

## STARTERS BY MONTH

	W/L	ERA	IP	H	R	ER	K/B
February	2/0	3.20	39.1	38	17	14	31/7
March	7/2	3.59	85.1	64	40	34	82/23
April	5/4	5.30	54.1	55	32	32	62/15
May							
<b>TOTAL</b>	<b>14/6</b>	<b>4.02</b>	<b>179.0</b>	<b>157</b>	<b>89</b>	<b>80</b>	<b>175/45</b>

## RELIEVERS BY MONTH

	W/L/S	ERA	IP	H	R	ER	K/B
February	3/3/4	4.73	32.1	33	20	17	24/14
March	8/0/8	4.12	67.2	58	35	31	69/29
April	0/4/2	6.52	59.1	67	45	43	49/24
May							
<b>TOTAL</b>	<b>11/7/14</b>	<b>5.14</b>	<b>159.1</b>	<b>158</b>	<b>100</b>	<b>91</b>	<b>142/67</b>

### #8 EVAN BORST

Date	Opponent	S/R	W/L/S	IP	H	HR	R-ER	BB-K
2/18/24	vs. Oklahoma	R	-	1.1	0	0	0-0	0-1
2/24/24	at Grand Canyon	R	-	1.1	1	0	1-1	1-1
2/29/24	at Charleston	R	W	1.0	1	0	0-0	1-1
3/12/24	at Wichita State	R	-	1.2	1	0	2-2	0-4
3/15/24	Nicholls	R	W	0.2	0	0	1-1	2-1
3/19/24	Omaha	R	-	1.0	0	0	1-0	1-1
3/23/24	New Mexico State	R	-	0.2	0	0	0-0	1-1
3/29/24	at Northwestern	R	-	0.0	0	0	0-0	1-0
4/9/24	at Kansas	R	-	1.0	0	0	0-0	0-1
4/12/24	at Rutgers	R	-	1.0	1	0	0-0	1-0
4/14/24	at Rutgers	R	-	0.0	0	0	0-0	1-0
4/23/24	Kansas	R	-	1.0	1	0	2-2	0-0

### #17 HAYDEN LEWIS

Date	Opponent	S/R	W/L/S	IP	H	HR	R-ER	BB-K
3/8/24	South Alabama	R	-	0.1	1	0	0-0	1-1

### #19 KYLE PERRY

Date	Opponent	S/R	W/L/S	IP	H	HR	R-ER	BB-K
2/16/19	at UC Riverside (DH 2)	R	-	0.1	0	0	0-0	1-1
2/22/19	vs. Oregon St. (DH 2)	S	-	1.1	3	1	3-3	3-2
3/20/19	Air Force	S	W	4.0	6	0	1-1	1-9
3/26/19	at Creighton	S	-	3.2	3	0	1-1	1-4
4/2/19	at Kansas State	S	W	7.0	3	0	0-0	1-3
4/9/19	Creighton	S	L	2.1	4	1	5-5	1-4
4/17/19	at Omaha	S	-	0.2	1	0	3-3	4-1
4/23/19	at Creighton	R	-	0.0	0	0	0-0	1-0
4/26/19	Illinois	R	-	2.2	6	0	2-2	1-1
5/25/19	vs. Michigan (2)	S	-	3.1	2	0	1-1	3-2
6/2/19	vs. UConn	R	-	1.0	1	0	0-0	1-2

2/16/20	at Baylor	R	-	2.1	0	0	0-0	0-1
2/23/20	vs. Arizona	R	-	2.1	0	0	0-0	0-1
2/29/20	at Arizona State	R	-	4.0	5	0	5-5	2-2
3/6/20	Columbia	S	W	5.0	2	1	1-1	0-7

5/10/21	at Rutgers	S	-	1.0	3	0	2-2	0-1
5/23/21	vs. Ohio State	S	W	2.0	1	0	0-0	0-3
5/29/21	Michigan (DH2)	S	W	3.0	0	0	0-0	1-4
6/6/21	at Arkansas	S	-	4.1	3	0	3-2	3-7

2/18/22	at Sam Houston	S	-	1.1	2	0	5-5	5-2
2/25/22	vs. TCU	S	L	4.1	4	1	3-3	3-8
3/4/22	at UT Arlington	S	-	5.0	5	0	0-0	0-4
3/13/22	at Omaha	R	L	3.1	3	0	1-1	1-3
3/18/22	Texas A&M-CC	S	-	0.2	2	1	2-2	1-0

2/19/23	at San Diego	R	-	1.2	1	0	2-2	1-1
2/24/23	at South Alabama	R	S	1.0	0	0	0-0	0-0
3/5/23	vs. Ole Miss	R	-	2.0	1	0	2-1	1-2
3/14/23	Omaha	R	-	1.0	2	1	2-2	0-1
3/19/23	vs. Nicholls	R	-	2.2	3	1	1-1	0-1
3/25/23	Illinois	R	-	1.0	2	0	1-1	0-1
4/8/23	at Michigan	R	-	1.0	0	0	0-0	0-2
4/14/23	Northwestern	R	-	2.1	1	0	0-0	0-4
4/18/23	Creighton	S	-	3.0	2	1	2-2	2-2
4/23/23	at Iowa	R	-	3.0	4	1	3-3	0-1
4/26/23	South Dakota State	R	-	1.0	1	0	1-1	1-0
4/29/23	Minnesota	R	-	1.0	0	0	0-0	0-3
5/3/23	North Dakota State	S	L	1.0	5	1	5-3	1-0
5/9/23	at Creighton	R	W	4.1	2	0	1-1	3-4
5/14/23	Penn State	R	S	1.2	0	0	0-0	0-1
5/18/23	at Purdue	R	-	0.2	1	0	0-0	0-1
5/20/23	at Purdue	R	S	1.0	2	0	1-0	0-2
5/24/23	vs. Rutgers	R	-	0.1	2	0	1-1	1-0
5/27/23	vs. Maryland	R	-	1.2	2	1	1-1	1-3

2/16/24	vs. Baylor	R	-	1.0	1	0	0-0	0-1
2/18/24	vs. Oklahoma	R	-	0.2	3	1	2-2	0-2
2/24/24	at Grand Canyon	R	-	0.2	0	0	0-0	0-0
2/25/24	at Grand Canyon	R	S	0.2	1	0	0-0	0-0

2/29/24	at Charleston	R	-	0.2	0	0	0-0	0-0
3/3/24	at Charleston	R	S	0.2	0	0	0-0	0-2
3/10/24	South Alabama	R	-	0.2	1	1	1-1	0-1
3/15/24	Nicholls	R	-	0.1	1	0	0-0	0-0
3/19/24	Omaha	R	-	0.1	0	0	0-0	0-0
3/23/24	New Mexico State	R	S	0.1	0	0	0-0	0-1
3/29/24	at Northwestern	R	-	1.1	1	0	0-0	0-0
3/31/24	at Northwestern	R	W	2.1	0	0	0-0	0-3
4/2/24	at Creighton	R	-	0.1	0	0	0-0	0-0
4/7/24	Ohio State	R	-	2.0	2	0	1-1	0-2
4/12/24	at Rutgers	R	-	0.1	2	0	2-2	1-0
4/16/24	Creighton	R	L	0.1	2	0	3-3	1-0
4/21/24	Maryland	R	-	1.0	0	0	0-0	0-1
4/23/24	Kansas	R	-	1.0	2	0	0-0	0-0

### #20 TY HORN

Date	Opponent	S/R	W/L/S	IP	H	HR	R-ER	BB-K
2/17/24	vs. Texas Tech	R	-	1.2	1	0	0-0	0-2
2/23/24	at Grand Canyon	R	S	3.0	2	0	1-0	1-2
3/2/24	at Charleston	R	W	2.0	3	0	2-1	2-1
3/10/24	South Alabama	S	-	3.0	3	1	6-2	1-4
3/17/24	Nicholls	S	-	2.0	2	0	3-3	3-0
4/2/24	at Creighton	R	-	1.1	3	0	1-1	0-0
4/9/24	at Kansas	S	-	1.2	4	1	5-5	1-2
4/13/24	at Rutgers	R	-	1.0	2	0	1-1	0-1
4/16/24	Creighton	R	-	1.0	0	0	0-0	0-0
4/20/24	Maryland	R	-	1.0	2	0	0-0	0-0

### #24 CALEB CLARK

Date	Opponent	S/R	W/L/S	IP	H	HR	R-ER	BB-K
2/19/23	at San Diego	S	-	4.1	3	1	5-5	2-1
2/26/23	at South Alabama	S	-	3.0	7	1	3-3	2-1
3/4/23	vs. Hawaii	S	L	0.2	5	0	8-8	1-1
3/8/23	Northern Colorado	R	W	2.1	1	0	0-0	0-4
3/14/23	Omaha	R	-	0.0	2	0	4-4	2-0
4/4/23	at Kansas State	S	-	2.0	3	0	1-1	2-2
4/11/23	Omaha	S	-	2.0	5	1	4-3	1-1
4/16/23	Northwestern	R	-	1.0	2	1	1-1	1-0
5/7/23	at Maryland	R	-	1.2	2	0	0-0	0-4

2/18/24	vs. Oklahoma	S	-	2.2	3	0	1-1	3-3
2/25/24	at Grand Canyon	S	-	4.0	6	0	4-4	1-2
3/3/24	at Charleston	R	-	0.2	0	0	0-0	0-1
3/8/24	vs. South Alabama	R	-	1.0	1	0	0-0	1-2
3/13/24	at Wichita State	R	-	0.2	3	1	5-5	2-0
4/2/24	at Creighton	R	-	0.0	0	0	2-1	0-0
4/13/24	at Rutgers	R	-	1.0	1	0	0-0	0-3
4/16/24	Creighton	S	-	2.0	0	0	0-0	1-4
4/20/24	Maryland	R	-	3.1	3	1	4-4	2-2
4/23/24	Kansas	R	-	1.0	1	1	1-1	0-2

### #25 DREW CHRISTO

Date	Opponent	S/R	W/L/S	IP	H	HR	R-ER	BB-K
2/19/22	at Sam Houston	R	-	0.0	1	1	2-2	0-0
3/16/22	New Mexico State	S	-	0.2	1	0	0-0	3-0
3/20/22	Texas A&M-CC	R	-	1.0	2	1	2-0	0-2
4/6/22	at Omaha	S	L	2.0	4	0	3-3	1-1
4/10/22	Rutgers	R	-	1.2	2	1	5-0	1-2

2/20/23	at San Diego	R	-	1.0	0	0	3-1	2-1
3/4/23	vs. Hawaii	R	-	1.0	1	0	0-0	0-2
3/8/23	Northern Colorado	R	-	1.2	3	0	2-2	2-1
3/14/23	Omaha	R	-	1.0	0	0	0-0	0-1
4/11/23	Omaha	R	-	1.0	0	0	0-0	0-0
4/15/23	Northwestern	R	-	1.0	0	0	0-0	1-1
4/21/23	at Iowa	R	-	1.1	0	0	0-0	1-1
4/25/23	at Omaha	R	W	4.0	4	0	1-1	0-8
5/3/23	North Dakota State	R	-	2.0	1	0	1-0	1-3
5/7/23	at Maryland	R	L	0.2	1	1	2-2	1-0
5/19/23	at Purdue	R	-	2.0	1	0	0-0	0-0

2/18/24	vs. Oklahoma	R	-	2.0	2	0	2-2	2-2
2/22/24	at Grand Canyon	S	W	6.0	7	0	1-1	1-4
2/29/24	at Charleston	S	-	6.2	4	0	3-2	1-2

3/8/24	South Alabama	S	L	4.1	7	3	7-7	0-4
3/15/24	Nicholls	S	-	5.0	4	0	2-1	0-4
3/23/24	New Mexico State	S	-	4.1	3	0	0-0	3-4
3/30/24	at Northwestern	S	-	4.2	2	0	2-2	3-3
4/7/24	Ohio State	S	L	2.1	2	1	4-4	0-4
4/14/24	at Rutgers	S	-	2.0	2	0	1-1	3-1
4/23/24	Kansas	S	L	2.0	4	1	4-4	2-5

### #26 KYLE FROEHLICH

Date	Opponent	S/R	W/L/S	IP	H	HR	R-ER	BB-K
2/18/23	at UAB	R	-	1.2	0	0	0-0	0-2
2/21/23	LSU-Alexandria	R	W	2.0	2	0	0-0	0-2
2/25/23	vs. New Mexico State	R	S	0.2	0	0	0-0	0-2
3/4/23	UT Arlington	R	W	2.2	4	1	2-2	0-3
3/8/23	at UL-Monroe	R	S	2.0	2	0	0-0	0-2
3/12/23	Alabama A&M	R	S	0.2	0	0	0-0	0-2
3/14/23	UL-Monroe	R	-	1.0	0	0	0-0	0-0
3/19/23	Little Rock	R	-	2.0	1	0	0-0	0-2
3/26/23	at Oregon	R	-	2.0	0	0	1-0	1-2
3/31/23	at New Orleans	R	S	1.0	0	0	0-0	0-1
4/4/23	Louisiana Tech	R	-	2.0	2	0	3-3	2-4
4/8/23	Lamar	R	W	3.2	4	0	2-2	2-0
4/14/23	at Houston Christian	R	L	1.0	2	0	1-1	0-2
4/23/23	Incarnate Word	R	-	1.0	0	0	0-0	1-0
4/28/23	Nicholls	R	S	1.0	1	0	0-0	0-1
4/29/23	Nicholls	R	S	1.0	0	0	0-0	0-2
5/2/23	at Louisiana Tech	R	W	2.0	2	1	1-1	0-3
5/7/23	at Texas A&M-CC	R	-	1.0	2	0	1-0	0-0
5/12/23	McNeese	R	S	1.0	1	0	0-0	0-1
5/14/23	McNeese	R	-	2.0	2	0	0-0	0-1
5/18/23	at Southeastern La.	R	L	0.2	2	0	1-0	0-0
5/20/23	at Southeastern La.	R	L	1.1	4	0	2-2	0-0
5/26/23	vs. New Orleans	R	-	3.1	4	0	0-0	1-3

2/18/24	vs. Oklahoma	R	-	1.0	0	0	0-0	0-1
3/9/24	South Alabama	R	-	1.0	1	0	0-0	0-1
3/13/24	at Wichita State	R	-	1.0	0	0	0-0	0-0
3/17/24	Nicholls	R	-	2.0	1	0	0-0	1-1
3/20/24	North Dakota State	R	-	1.2	2	0	1-1	0-2
3/23/24	New Mexico State	R	-	1.0	1	0	0-0	0-1
3/31/24	at Northwestern	R	-	0.1	2	1	2-2	0-1
4/9/24	at Kansas	R	L	0.1	2	0	2-2	0-0
4/16/24	Creighton	R	-	2.0	3	1	1-1	0-2
4/21/24	Maryland	R	-	0.2	0	0	0-0	0-2
4/23/24	Kansas	R	-	0.2	0	0	0-0	0-1

### #28 BOBBY OLSEN

Date	Opponent	S/R	W/L/S	IP	H	HR	R-ER	BB-K
2/22/20	at Wofford	S	L	2.1	3	0	6-6	4-0
2/29/20	at Wake Forest	R	-	1.0	1	0	0-0	0-1
3/7/20	at Kennesaw State	R	-	3.0	3	0	3-2	3-2
2/25/22	at Memphis	R	-	4.0	2	0	2-2	2-3
3/4/22	at USF	R	-	1.1	1	0	0-0	0-2
3/6/22	at USF	R	-	4.1	3	0	1-1	1-2
3/11/22	at Gardner-Webb	S	-	6.1	7	0	5-3	2-8
3/20/22	Holy Cross	S	-	6.0	4	0	1-1	3-7
3/26/22	at Dartmouth	S	L	7.0	8	1	5-3	0-5
4/2/22	at Harvard	S	L	0.2	11	0	11-11	1-1
4/5/22	Holy Cross	S	-	3.0	0	0	0-0	1-1
4/9/22	Columbia	S	-	6.0	6	0	3-3	2-3
4/16/22	at Yale	S	-	6.2	6	1	2-2	1-2
4/23/22	at Penn	S	L	4.0	7	1	5-5	2-2
4/30/22	Princeton	S	-	5.0	6	1	5-4	2-6
5/7/22	Cornell	S	L	4.1	7	1	3-3	2-6

2/25/23	Georgia State	S	L	3.2	4	1	4-4	6-2
3/5/23	at New Orleans	R	-	3.0	3	1	2-1	1-2
3/11/23	vs. Penn State	S	W	5.0	3	0	1-1	2-4
3/18/23	Bryant	S	W	6.0	5	0	2-2	4-6
3/26/23	at Columbia	S	L	4.0	8	1	6-4	1-6
4/2/23	Yale	S	L	1.1	2	0	5-5	4-2
4/8/23	at Cornell	R	W	4.1	5	0	1-1	2-7
4/15/23	Penn	R	-	6.2	5	2	2-2	1-11

4/22/23	Harvard	R	-	2.0	2	0	1-1	1-3
4/29/23	Dartmouth	S	L	6.2	3	0	2-2	2-6
5/6/23	at Princeton	R	S	2.0	1	0	0-0	1-3
5/7/23	at Princeton	R	-	2.0	0	0	0-0	0-4
2/17/14	vs. Texas Tech	R	-	0.1	0	0	0-0	0-1
2/25/24	at Grand Canyon	R	-	0.2	0	0	0-0	0-1
2/29/24	at Charleston	R	-	0.0	2	0	1-1	1-0
3/13/24	at Wichita State	R	-	1.1	2	0	0-0	0-2
3/17/24	Nicholls	R	-	1.0	1	0	1-1	1-0
4/9/24	at Kansas	R	-	1.0	2	0	2-2	2-1
4/20/24	Maryland	R	-	1.0	2	1	2-2	0-1

### #30 WILL WALSH

Date	Opponent	S/R	W/L/S	IP	H	HR	R-ER	BB-K
4/10/22	Rutgers	R	-	0.2	3	0	1-1	0-1
2/20/23	at San Diego	R	-	0.1	1	1	1-0	0-0
3/8/23	Northern Colorado	R	-	1.0	1	1	1-1	0-2
3/21/23	at Creighton	R	L	6.0	2	0	3-3	0-4
3/28/23	North Dakota State	S	W	7.0	2	0	1-1	2-11
4/4/23	at Kansas State	R	-	1.1	2	0	0-0	0-0
4/9/23	at Michigan	S	-	3.0	7	1	3-3	1-2
4/16/23	Northwestern	S	W	5.0	2	0	0-0	1-5
4/18/23	Creighton	R	-	1.1	0	0	0-0	0-3
4/23/23	at Iowa	S	L	1.1	3	0	3-3	3-0
4/30/23	Minnesota	S	W	6.0	7	1	3-3	1-5
5/7/23	at Maryland	S	-	2.1	4	0	3-3	0-1
5/14/23	Penn State	S	-	4.0	5	1	3-2	0-2
5/19/23	at Purdue	R	-	1.2	5	1	5-5	0-1
5/24/23	vs. Rutgers	R	W	1.2	1	0	0-0	0-1
5/27/23	vs. Michigan State	S	W	9.0	4	0	0-0	0-7

2/17/24	vs. Texas Tech	S	-	5.2	7	0	3-3	0-4
2/24/24	at Grand Canyon	S	-	3.0	6	2	4-2	0-2
3/3/24	at Charleston	S	-	3.1	5	1	3-3	1-2
3/12/24	at Wichita State	S	W	6.0	6	1	3-3	1-2
3/20/24	North Dakota State	S	W	6.0	4	0	0-0	0-9
3/30/24	at Northwestern	R	W	3.1	5	0	3-2	0-2
4/2/24	at Creighton	S	L	2.0	4	1	2-2	1-3
4/7/24	Ohio State	R	-	4.1	3	0	1-1	2-5
4/14/24	at Rutgers	R	L	2.2	5	1	3-3	1-0
4/21/24	Maryland	S	W	5.1	6	1	4-3	0-7

### #32 TUCKER TIMMERMAN

Date	Opponent	S/R	W/L/S	IP	H	HR	R-ER	BB-K
2/16/24	vs. Baylor	R	W	1.2	2	0	0-0	0-0
2/18/24	vs. Oklahoma	R	-	0.1	0	0	0-0	0-1
2/22/24	at Grand Canyon	R	-	1.1	0	0	0-0	1-1
2/25/24	at Grand Canyon	R	-	0.0	2	1	4-4	1-0
2/29/24	at Charleston	R	S	0.1	0	0	0-0	0-0
3/3/24	at Charleston	R	W	1.2	1	0	0-0	0-3
3/10/24	South Alabama	R	-	2.1	2	0	0-0	1-4
3/15/24	Nicholls	R	-	1.1	2	0	3-3	3-1
3/19/24	Omaha	R	-	1.2	4	0	4-4	1-2
3/22/24	New Mexico State	R	-	0.2	1	0	0-0	0-0
4/2/24	at Creighton	R	-	2.2	3	0	0-0	1-2
4/7/24	Ohio State	R	-	0.1	1	1	2-2	1-0
4/16/24	Creighton	R	-	1.0	1	0	0-0	2-1
4/23/24	Kansas	R	-	0.1	2	1	2-2	1-1

### #33 JACKSON BROCKETT

Date	Opponent	S/R	W/L/S	IP	H	HR	R-ER	BB-K
2/20/22	at Sam Houston	R	-	1.0	0	0	0-0	1-1
2/26/22	vs. TCU	R	-	0.1	0	0	2-2	2-0
3/16/22	New Mexico State	R	-	1.1	3	0	2-2	1-3
3/20/22	Texas A&M-CC	R	-	1.0	2	0	2-2	0-2
3/28/22	at Creighton	R	-	1.2	1	0	1-0	2-3
4/6/22	at Omaha	R	-	2.1	1	0	1-1	1-2
4/10/22	Rutgers	R	-	4.1	4	1	1-1	0-4
4/16/22	BYU	S	-	5.1	4	1	2-2	1-2
4/26/22	K-State	S	-	3.1	2	0	4-4	3-3
5/8/22	at Minnesota	S	-	5.1	4	0	1-1	1-7
5/15/22	at Illinois	S	-	2.0	1	0	0-0	2-0

5/19/22	Michigan State	S	L	3.0	4	1	3-3	1-2
2/20/23	at San Diego	S	-	2.0	1	0	1-1	1-2
2/25/23	at South Alabama	R	-	2.2	1	0	0-0	0-1
3/7/23	Northern Colorado	S	W	4.0	2	0	0-0	0-5
3/17/23	vs. Nicholls	R	-	2.0	0	0	0-0	0-1
3/21/23	at Creighton	S	-	1.0	3	0	3-3	3-2
3/26/23	Illinois	R	-	3.2	3	0	2-2	1-4
4/1/23	at Abilene Christian	R	-	1.2	1	0	0-0	1-2
4/8/23	at Michigan	R	-	5.0	3	0	2-2	2-4
4/15/23	Northwestern	S	W	6.0	3	0	0-0	3-4
4/22/23	at Iowa	R	-	1.2	1	0	0-0	4-2
4/26/23	South Dakota State	S	L	2.0	4	1	4-4	1-2
5/3/23	North Dakota State	R	-	1.0	1	0	0-0	0-1
5/7/23	at Maryland	R	-	1.1	3	0	5-5	3-1
5/12/23	Penn State	R	-	2.0	1	0	1-1	0-1
5/20/23	at Purdue	S	-	2.2	4	0	3-0	3-2
5/27/23	vs. Maryland	S	L	2.0	5	0	3-3	2-1
2/17/24	vs. Texas Tech	R	-	0.1	0	0	0-0	0-0
2/22/24	at Grand Canyon	R	-	1.2	1	0	1-1	1-0
2/29/24	at Charleston	R	-	0.1	1	0	1-0	0-0
3/12/24	at Wichita State	R	-	0.0	3	0	1-1	0-0
3/17/24	Nicholls	R	W	2.0	2	0	0-0	1-2
4/9/24	at Kansas	R	-	1.0	3	0	2-2	0-1

**#34 BRETT SEARS**

Date	Opponent	S/R	W/L/S	IP	H	HR	R-ER	BB-K
2/23/20	at Butler	R	-	1.1	1	0	2-2	3-2
2/29/20	at Memphis	S	-	4.2	4	0	2-2	1-3
3/7/20	at Missouri	S	L	1.1	8	1	6-6	2-1
2/26/21	at Louisville	S	W	5.0	2	0	3-3	5-4
3/5/21	at Evansville	S	L	5.0	8	0	4-4	2-5
3/12/21	at Saint Louis	S	-	7.0	7	0	3-2	1-3
3/19/21	North Dakota State	S	L	6.0	12	0	8-5	1-0
3/26/21	South Dakota State	S	W	7.0	3	0	0-0	3-3
4/2/21	Oral Roberts	S	L	5.2	12	1	10-10	2-3
5/7/21	at Oral Roberts	S	-	2.0	2	0	2-2	3-2
5/20/21	Omaha	S	L	5.0	6	1	2-2	5-5
2/19/23	at San Diego	R	-	0.0	2	0	2-2	1-0
3/4/23	vs. Hawaii	R	-	1.1	5	2	3-3	0-1
3/7/23	Northern Colorado	R	-	1.0	2	0	0-0	0-2
3/19/23	vs. Nicholls	R	-	1.0	1	0	0-0	1-2
3/21/23	at Creighton	R	-	0.1	0	0	0-0	0-0
4/16/23	Northwestern	R	-	1.0	1	0	0-0	1-2
4/22/23	at Iowa	R	-	2.2	2	0	0-0	1-2
4/26/23	South Dakota State	R	-	4.0	4	0	2-2	0-7
5/3/23	North Dakota State	R	-	3.0	0	0	0-0	0-4
5/7/23	at Maryland	R	-	0.2	4	1	3-3	0-1
5/20/23	at Purdue	R	-	2.0	2	0	0-0	0-2

2/16/24	vs. Baylor	S	-	5.1	3	0	1-1	0-7
2/23/24	at Grand Canyon	S	W	6.0	2	0	0-0	1-7
3/2/24	at Charleston	S	-	6.0	2	1	2-2	1-7
3/9/24	South Alabama	S	W	8.0	4	1	2-2	0-7
3/16/24	Nicholls	S	W	6.0	3	0	0-0	5-6
3/22/24	New Mexico State	S	W	8.0	2	0	0-0	0-9
3/29/24	at Northwestern	S	W	7.0	6	1	2-2	2-4
4/5/24	Ohio State	S	W	9.0	2	0	0-0	0-10
4/12/24	at Rutgers	S	-	6.0	6	0	2-2	1-3
4/19/24	Maryland	S	W	7.0	7	1	3-3	2-8

**#35 RYAN HARRAHILL**

Date	Opponent	S/R	W/L/S	IP	H	HR	R-ER	BB-K
3/13/24	at Wichita State	R	L	1.0	4	0	4-3	1-2

**#36 GRANT CLEAVINGER**

Date	Opponent	S/R	W/L/S	IP	H	HR	R-ER	BB-K
2/21/23	at Cal State Fullerton	R	-	0.0	1	0	1-1	0-0
3/1/23	New Orleans	R	-	1.1	3	1	3-3	2-1
3/3/23	at UCLA	R	-	1.0	1	0	1-1	1-1
3/6/23	Campbell	R	-	1.2	2	1	3-3	2-2

3/29/23	New Orleans	R	-	1.2	1	1	1-1	1-2
4/4/23	at Louisiana	R	-	1.0	0	0	0-0	0-2
4/7/23	at USF	R	-	2.0	2	0	3-3	2-4
4/11/23	LSU	R	-	1.0	2	0	0-0	0-1
4/16/23	Wichita State	R	L	1.1	3	0	1-1	0-1
4/18/23	at New Orleans	R	-	1.2	1	0	0-0	2-4
4/22/23	at Cincinnati	R	W	1.2	0	0	0-0	2-5
4/25/23	Southern Miss	S	-	1.0	0	0	0-0	0-0
4/28/23	at ECU	R	-	0.2	2	0	2-2	2-2
5/2/23	at Southern Miss	R	-	0.2	1	0	2-2	2-1
5/6/23	UCF	R	-	1.0	0	0	0-0	0-2
5/7/23	UCF	R	-	0.0	1	0	1-1	1-0
5/14/23	Houston	R	-	0.1	1	0	4-3	1-1
5/19/23	at Memphis	R	-	1.1	1	0	0-0	1-2
5/28/23	vs. ECU	S	-	1.0	1	0	4-2	4-1
6/2/23	at LSU	R	-	0.0	0	0	0-0	1-0
2/25/24	at Grand Canyon	R	-	0.1	0	0	0-0	0-0
3/13/24	at Wichita State	R	-	1.0	0	0	0-0	0-1
3/22/24	New Mexico State	R	-	0.1	0	0	2-2	3-0
4/20/24	Maryland	R	-	1.1	0	0	0-0	0-2
4/23/24	Kansas	R	-	0.2	0	0	0-0	0-2

**#42 JALEN WORTHLEY**

Date	Opponent	S/R	W/L/S	IP	H	HR	R-ER	BB-K
2/19/23	at San Diego	R	-	1.2	0	0	0-0	0-2
2/24/23	at South Alabama	R	-	0.1	0	0	0-0	0-0
3/5/23	vs. Ole Miss	R	-	1.0	2	0	3-3	2-0
3/11/23	Illinois State	R	-	1.0	1	0	0-0	1-3
3/19/23	vs. Nicholls	R	-	2.0	3	0	1-1	0-0
4/15/23	Northwestern	R	-	1.1	0	0	0-0	0-1
4/25/23	at Omaha	R	-	0.0	1	0	0-0	0-0
4/26/23	South Dakota State	R	-	1.1	3	0	1-1	0-2
4/30/23	Minnesota	R	-	1.0	1	0	1-1	1-0
5/7/23	at Maryland	R	-	0.1	3	1	3-3	3-0
2/17/24	vs. Texas Tech	R	-	0.0	2	0	1-1	2-0
2/25/24	at Grand Canyon	R	W	3.0	3	0	0-0	0-0
3/8/24	South Alabama	R	-	1.1	1	0	1-1	0-0
3/13/24	at Wichita State	R	-	1.0	1	0	0-0	0-2
3/16/24	Nicholls	R	S	3.0	1	0	0-0	0-1
3/20/24	North Dakota State	R	-	0.1	0	0	0-0	0-1
3/23/24	New Mexico State	R	W	1.0	1	0	0-0	0-0
3/31/24	at Northwestern	R	-	1.2	1	0	1-1	0-0
4/2/24	at Creighton	R	-	0.2	0	0	0-0	0-1
4/6/24	Ohio State	R	S	2.2	1	0	1-1	0-4
4/12/24	at Rutgers	R	-	1.0	2	0	1-1	0-2
4/14/24	at Rutgers	R	-	2.2	3	1	2-2	1-0
4/19/24	Maryland	R	S	2.0	0	0	0-0	0-3
4/23/24	Kansas	R	-	1.0	0	0	0-0	1-0

**#45 CASEY DAISS**

Date	Opponent	S/R	W/L/S	IP	H	HR	R-ER	BB-K
2/16/24	vs. Baylor	R	S	1.0	1	0	0-0	0-1
2/18/24	vs. Oklahoma	R	L	0.2	3	0	2-2	1-0
3/2/24	at Charleston	R	S	1.0	1	0	0-0	0-1
3/12/24	at Wichita State	R	S	1.1	1	0	0-0	0-1
3/15/24	Nicholls	R	S	1.0	0	0	0-0	0-0
3/19/24	Omaha	R	-	1.0	0	0	0-0	0-0
3/23/24	New Mexico State	R	-	1.0	0	0	0-0	1-2
3/20/24	at Northwestern	R	-	1.0	0	0	0-0	0-0
4/2/24	at Creighton	R	-	0.1	0	0	0-0	1-0
4/9/24	at Kansas	R	-	2.0	1	0	1-0	0-2
4/12/24	at Rutgers	R	-	1.2	2	0	0-0	1-0
4/16/24	Creighton	R	-	2.0	2	1	1-1	0-1
4/23/24	Kansas	R	-	1.0	1	0	0-0	1-1

**#48 RANS SANDERS**

Date	Opponent	S/R	W/L/S	IP	H	HR	R-ER	BB-K
2/18/23	at UCLA	R	-	3.1	7	0	5-5	0-4
2/23/23	at Fresno State	R	-	2.0	3	0	1-1	0-0
2/28/23	Kansas State	R	S	1.0	1	0	0-0	0-1
3/2/23	at BYU	R	L	2.0	4	0	1-1	0-2
3/14/23	at Nebraska	R	S	2.0	0	0	0-0	1-4

3/25/23	North Dakota State	R	S	2.0	1	0	0-0	0-3
3/31/23	Northern Colorado	R	W	1.2	2	0	0-0	1-1
4/4/23	Creighton	R	S	2.0	2	0	0-0	0-2
4/6/23	Oral Roberts	R	-	1.0	1	0	0-0	0-0
4/8/23	Oral Roberts	R	-	1.2	2	0	1-0	1-3
4/11/23	at Nebraska	R	W	2.0	2	1	2-2	1-2
4/25/23	Nebraska	R	-	1.0	2	1	1-1	0-1
5/25/23	at North Dakota State	R	-	2.0	0	0	0-0	0-2

2/25/24	at Grand Canyon	R	-	0.1	0	0	0-0	0-0
2/29/24	at Charleston	R	-	0.1	0	0	0-0	0-1
3/8/24	vs. South Alabama	R	-	1.2	0	0	0-0	0-0
3/13/24	at Wichita State	R	-	1.0	0	0	0-0	0-0
3/17/24	Nicholls	R	-	2.0	0	0	0-0	1-1
3/20/24	North Dakota State	R	S	1.0	0	0	0-0	0-1
3/23/24	New Mexico State	R	-	0.2	2	0	1-0	0-1
3/29/24	at Northwestern	R	S	0.2	1	0	0-0	0-0
4/2/24	at Creighton	R	-	0.2	0	0	0-0	1-1
4/7/24	Ohio State	R	-	0.0	0	0	1-1	1-0
4/9/24	at Kansas	R	-	1.0	1	1	1-1	0-0
4/12/24	at Rutgers	R	L	0.2	2	0	1-1	1-1
4/14/24	at Rutgers	R	-	0.2	1	0	0-0	0-0
4/16/24	Creighton	R	-	0.2	1	1	1-1	0-0

### #51 MASON MCCONNAUGHEY

Date	Opponent	S/R	W/L/S	IP	H	HR	R-ER	BB-K
2/17/24	vs. Texas Tech	R	L	1.0	1	0	2-2	1-2
2/24/24	at Grand Canyon	R	L	3.0	4	0	2-1	0-2
3/3/24	at Charleston	R	-	2.2	1	0	0-0	2-2
3/10/24	South Alabama	R	W	3.0	2	0	0-0	1-7
3/13/24	at Wichita State	R	-	1.0	0	0	0-0	0-1
3/15/24	Nicholls	R	-	0.2	1	0	0-0	1-2
3/19/24	Omaha	S	W	5.0	2	0	0-0	2-9
3/31/24	at Northwestern	S	-	5.2	5	2	4-4	0-6
4/6/24	Ohio State	S	W	6.1	5	1	2-2	3-5
4/13/24	at Rutgers	S	W	7.0	6	0	0-0	0-9
4/20/24	Maryland	S	L	1.2	5	1	5-5	1-1

### #54 TREY FRAHM

Date	Opponent	S/R	W/L/S	IP	H	HR	R-ER	BB-K
2/29/24	at Charleston	R	-	0.2	0	0	0-0	1-1
3/8/24	South Alabama	R	-	0.1	2	0	3-3	1-0
4/20/24	Maryland	R	-	0.2	0	0	0-0	0-0
4/23/24	Kansas	R	-	0.1	0	0	0-0	0-0

**#0 CAYDEN BRUMBAUGH**

**SEASON HIGH**  
**Hits:**.....3 (3x) last vs. Maryland, 4/21/24  
**Runs:**.....3 vs. Maryland, 4/21/24  
**Doubles:**.....2 at Wichita State, 3/13/24  
**Triples:**...1 (3x) last vs. Maryland, 4/21/24  
**Home Runs:**.....  
**RBI:**.....3 (2x) last vs. Maryland, 4/21/24  
**Stolen Bases:**...2 (2x) last at Rutgers, 4/14/24  
**CAREER HIGH**  
**Hits:**.....3 (4x) last vs. Maryland, 4/21/24  
**Runs:**.....Same  
**Doubles:**.....Same  
**Triples:**...1 (4x) last vs. Maryland, 4/21/24  
**Home Runs:**.....  
**RBI:**.....Same  
**Stolen Bases:**.....Same

**#1 RILEY SILVA**

**SEASON HIGH**  
**Hits:**.....3 (2x) last at Charleston, 3/2/24  
**Runs:**.....3 (2x) last at GCU, 2/23/24  
**Doubles:**...1 (2x) last vs. Ohio State, 4/6/24  
**Triples:**.....  
**Home Runs:**.....  
**RBI:**.....3 vs. Maryland, 4/21/24  
**Stolen Bases:**..2 (4x) last vs. OSU, 4/5/24  
**CAREER HIGH**  
**Hits:**.....Same  
**Runs:**.....Same  
**Doubles:**.....Same  
**Triples:**.....  
**Home Runs:**.....  
**RBI:**.....Same  
**Stolen Bases:**.....Same

**#4 JOSHUA OVERBEEK**

**SEASON HIGH**  
**Hits:**.....4 vs. Texas Tech, 2/17/24  
**Runs:**...3 (2x) last vs. Maryland, 4/21/24  
**Doubles:**.....1 (3x) last at Kansas, 4/9/24  
**Triples:**.....  
**Home Runs:**...1 (2x) last vs. Maryland, 4/19/24  
**RBI:**.....2 (2x) last vs. NMSU, 3/22/24  
**Stolen Bases:**.....2 vs. Omaha, 3/19/24  
**CAREER HIGH**  
**Hits:**.....Same  
**Runs:**.....Same  
**Doubles:**.....Same  
**Triples:**.....  
**Home Runs:**...1 (3x) last vs. Maryland, 4/19/24  
**RBI:**.....Same  
**Stolen Bases:**.....Same

**#5 JOSH CARON**

**SEASON HIGH**  
**Hits:**.....3 (2x) last vs. Ohio State, 4/7/24  
**Runs:**.....3 (3x) last at Rutgers, 4/13/24  
**Doubles:**.....1 (9x) last vs. KU, 4/23/24  
**Triples:**.....1 at Grand Canyon, 2/22/24  
**Home Runs:**...2 at Grand Canyon, 2/23/24  
**RBI:**.....5 (2x) last vs. Nicholls, 3/15/24  
**Stolen Bases:**.....  
**CAREER HIGH**  
**Hits:**.....3 (4x) last vs. Ohio State, 4/7/24  
**Runs:**.....Same  
**Doubles:**.....2 at Michigan, 4/9/23  
**Triples:**.....Same  
**Home Runs:**...2 (2x) last at GCU, 2/23/24  
**RBI:**.....5 (3x) last vs. Nicholls, 3/15/24  
**Stolen Bases:**..1 (2x) last at USD, 2/19/23

**#6 DYLAN HUFFT**

**SEASON HIGH**  
**Hits:**.....2 (2x) last vs. Nicholls, 3/17/24  
**Runs:**.....1 (4x) last vs. Nicholls, 3/17/24  
**Doubles:**.....  
**Triples:**.....  
**Home Runs:**.....  
**RBI:**.....1 vs. South Alabama, 3/10/24  
**Stolen Bases:**..1 at Wichita State, 3/12/24  
**CAREER HIGH**  
**Hits:**.....Same  
**Runs:**.....Same  
**Doubles:**.....  
**Triples:**.....  
**Home Runs:**.....  
**RBI:**.....Same  
**Stolen Bases:**.....Same

**#9 RHETT STOKES**

**SEASON HIGH**  
**Hits:**.....3 (5x) last vs. Nicholls, 3/16/24  
**Runs:**.....3 (2x) last vs. Omaha, 3/19/24  
**Doubles:**...2 (3x) last vs. Nicholls, 3/17/24  
**Triples:**.....  
**Home Runs:**.....  
**RBI:**.....3 vs. South Alabama, 3/9/24  
**Stolen Bases:**..1 (2x) last vs. OSU, 4/6/24  
**CAREER HIGH**  
**Hits:**.....Same  
**Runs:**.....Same  
**Doubles:**.....Same  
**Triples:**.....  
**Home Runs:**.....  
**RBI:**.....Same  
**Stolen Bases:**.....Same

**#10 BEN COLUMBUS**

**SEASON HIGH**  
**Hits:**.....3 vs. Maryland, 4/19/24  
**Runs:**.....2 at Kansas, 4/9/24  
**Doubles:**.....1 at Rutgers, 4/13/24  
**Triples:**.....  
**Home Runs:**...1 (4x) last vs. Maryland, 4/20/24  
**RBI:**.....5 at Rutgers, 4/13/24  
**Stolen Bases:**...1 (2x) last vs. RU, 5/24/23  
**CAREER HIGH**  
**Hits:**.....Same  
**Runs:**.....2 (6x) last at Kansas, 4/9/24  
**Doubles:**.....2 at Creighton, 5/9/23  
**Triples:**.....  
**Home Runs:**.....Same  
**RBI:**.....Same  
**Stolen Bases:**.....Same

**#11 MAX BUETTENBACK**

**SEASON HIGH**  
**Hits:**.....1 at Wichita State, 3/13/24  
**Runs:**.....1 at Wichita State, 3/13/24  
**Doubles:**.....  
**Triples:**.....  
**Home Runs:**...1 at Wichita State, 3/13/24  
**RBI:**.....1 at Wichita State, 3/13/24  
**Stolen Bases:**.....  
**CAREER HIGH**  
**Hits:**.....Same  
**Runs:**.....Same  
**Doubles:**.....  
**Triples:**.....  
**Home Runs:**.....Same  
**RBI:**.....Same  
**Stolen Bases:**.....

**#12 COLE EVANS**

**SEASON HIGH**  
**Hits:**.....4 at Wichita State, 3/12/24  
**Runs:**...3 vs. New Mexico State, 3/22/24  
**Doubles:**...1 (7x) last vs. Maryland, 4/19/24  
**Triples:**.....  
**Home Runs:**...1 (3x) last at Kansas, 4/9/24  
**RBI:**.....5 at Kansas, 4/9/24  
**Stolen Bases:**.....2 vs. NMSU, 3/22/24  
**CAREER HIGH**  
**Hits:**....4 (2x) last at Wichita State, 3/12/24  
**Runs:**.....Same  
**Doubles:**.....2 vs. Illinois State, 3/11/23  
**Triples:**.....  
**Home Runs:**...2 vs. No. Colorado, 3/8/23  
**RBI:**.....Same  
**Stolen Bases:**...2 (2x) last vs. NMSU, 3/22/24

**#13 WILL JESSKE**

**SEASON HIGH**  
**Hits:**.....2 (2x) last at GCU, 2/24/24  
**Runs:**.....1 (5x) last at Kansas, 4/9/24  
**Doubles:**....1 at Grand Canyon, 2/23/24  
**Triples:**.....  
**Home Runs:**.....  
**RBI:**.....2 at Charleston, 3/3/24  
**Stolen Bases:**.....  
**CAREER HIGH**  
**Hits:**.....Same  
**Runs:**.....Same  
**Doubles:**.....Same  
**Triples:**.....  
**Home Runs:**.....  
**RBI:**.....Same  
**Stolen Bases:**.....

**#14 CASE SANDERSON**

**SEASON HIGH**  
**Hits:**.....3 (2x) last at Rutgers, 4/13/24  
**Runs:**.....3 at Rutgers, 4/13/24  
**Doubles:**.....1 vs. Maryland, 4/21/24  
**Triples:**...1 at Grand Canyon, 2/22/24  
**Home Runs:**...1 (2x) last at Rutgers, 4/13/24  
**RBI:**.....2 (3x) last at Rutgers, 4/13/24  
**Stolen Bases:**.....  
**CAREER HIGH**  
**Hits:**.....Same  
**Runs:**.....Same  
**Doubles:**.....Same  
**Triples:**.....Same  
**Home Runs:**.....Same  
**RBI:**.....Same  
**Stolen Bases:**.....

**#15 DYLAN CAREY**

**SEASON HIGH**  
**Hits:**.....3 (2x) last at Rutgers, 4/13/24  
**Runs:**...3 vs. New Mexico State, 3/22/24  
**Doubles:**...2 (2x) last at Charleston, 3/3/24  
**Triples:**.....  
**Home Runs:**...1 (4x) last at Rutgers, 4/14/24  
**RBI:**.....3 vs. South Alabama, 3/10/24  
**Stolen Bases:**...1 (2x) last vs. KU, 4/23/24  
**CAREER HIGH**  
**Hits:**.....4 vs. Hawaii, 3/4/23  
**Runs:**.....3 (3x) last vs. NMSU, 3/22/24  
**Doubles:**...2 (4x) last at Charleston, 3/3/24  
**Triples:**.....1 (2x) last vs. PSU, 5/12/23  
**Home Runs:**...1 (8x) last at Rutgers, 4/14/24  
**RBI:**.....4 at Omaha, 4/25/23  
**Stolen Bases:**.....1 (6x) last vs. KU, 4/23/24

**#18 GARRETT ANGLIM**

**SEASON HIGH**  
**Hits:**.....3 (2x) last vs. NMSU, 3/22/24  
**Runs:**.....2 (5x) last vs. NMSU, 3/22/24  
**Doubles:**...2 vs. South Alabama, 3/9/24  
**Triples:**.....  
**Home Runs:**...1 (2x) last vs. NMSU, 3/22/24  
**RBI:**.....5 vs. New Mexico State, 3/22/24  
**Stolen Bases:**..1 (5x) last vs. NMSU, 3/22/24  
**CAREER HIGH**  
**Hits:**.....4 at Minnesota, 5/6/22  
**Runs:**.....3 (5x) last vs. Hawaii, 3/4/23  
**Doubles:**.....2 (2x) last vs. USA, 3/9/24  
**Triples:**.....2 at UT Arlington, 3/5/22  
**Home Runs:**.....3 vs. Iowa, 5/1/22  
**RBI:**.....6 vs. Michigan, 3/25/22  
**Stolen Bases:**..1 (15x) last vs. NMSU, 3/22/24

**#21 CLAY BRADFORD**

**SEASON HIGH**  
**Hits:**.....2 at Wichita State, 3/12/24  
**Runs:**.....2 at Charleston, 2/29/24  
**Doubles:**...1 (3x) last at Creighton, 4/16/24  
**Triples:**.....  
**Home Runs:**...1 (2x) last at WSU, 3/13/24  
**RBI:**.....3 vs. South Alabama, 3/9/24  
**Stolen Bases:**...1 (2x) last vs. Maryland, 4/19/24  
**CAREER HIGH**  
**Hits:**.....Same  
**Runs:**.....Same  
**Doubles:**.....Same  
**Triples:**.....  
**Home Runs:**.....Same  
**RBI:**.....Same  
**Stolen Bases:**.....Same

**#23 BRYCE HUGHES**

**SEASON HIGH**  
**Hits:**.....  
**Runs:**.....1 (3x) last vs. NMSU, 3/22/24  
**Doubles:**.....  
**Triples:**.....  
**Home Runs:**.....  
**RBI:**.....1 vs. South Alabama, 3/8/24  
**Stolen Bases:**..1 (2x) last vs. NMSU, 3/23/24  
**CAREER HIGH**  
**Hits:**.....  
**Runs:**.....Same  
**Doubles:**.....  
**Triples:**.....  
**Home Runs:**.....  
**RBI:**.....Same  
**Stolen Bases:**.....Same

**#30 WILL WALSH**

**SEASON HIGH**  
**Hits:**.....3 vs. Nicholls, 3/16/24  
**Runs:**.....3 vs. Nicholls, 3/16/24  
**Doubles:**.....1 vs. Nicholls, 3/16/24  
**Triples:**.....  
**Home Runs:**...1 (5x) last at Rutgers, 4/12/24  
**RBI:**.....5 vs. Nicholls, 3/16/24  
**Stolen Bases:**.....  
**CAREER HIGH**  
**Hits:**.....Same  
**Runs:**.....3 (2x) last vs. Nicholls, 3/16/24  
**Doubles:**.....1 (2x) last vs. Nicholls, 3/16/24  
**Triples:**.....  
**Home Runs:**...1 (7x) last at Rutgers, 4/12/24  
**RBI:**.....Same  
**Stolen Bases:**.....

**#44 GABE SWANSEN**

**SEASON HIGH**  
 Hits:.....2 (2x) last at Rutgers, 4/12/24  
 Runs:.....2 vs. Nicholls, 3/16/24  
 Doubles:..1 (2x) last at Rutgers, 4/13/24  
 Triples:.....  
 Home Runs:.....1 vs. Nicholls, 3/16/24  
 RBI:.....3 vs. Nicholls, 3/16/24  
 Stolen Bases:.....1 vs. OU, 2/18/24  
**CAREER HIGH**  
 Hits:.....4 vs. Northwestern, 4/16/23  
 Runs: ..3 (5x) last vs. Penn State, 5/12/23  
 Doubles:.....2 (2x) last vs. NW, 4/16/23  
 Triples:.....  
 Home Runs: ..2 (2x) last vs. NW, 4/16/23  
 RBI:.....6 vs. Northwestern, 4/16/23  
 Stolen Bases:.....2 vs. Minn., 4/29/23

**#55 TYLER STONE**

**SEASON HIGH**  
 Hits:.....3 (4x) last vs. Kansas, 4/23/24  
 Runs:.....3 vs. South Alabama, 3/10/24  
 Doubles:.....1 (6x) last at KU, 4/9/24  
 Triples:.....  
 Home Runs:.....1 (6x) last vs. Kansas, 4/23/24  
 RBI:.....3 at Grand Canyon, 2/22/24  
 Stolen Bases:.....  
**CAREER HIGH**  
 Hits:.....Same  
 Runs:.....Same  
 Doubles:.....1 (7x) last at NW, 3/31/24  
 Triples:.....  
 Home Runs:.....1 (7x) last vs. Kansas, 4/23/24  
 RBI:.....Same  
 Stolen Bases:.....

**#8 EVAN BORST**

**SEASON HIGH**  
 Innings: ....1.2 at Wichita State, 3/12/24  
 Runs: .....2 (2x) last vs. Kansas, 4/23/24  
 Earned Runs:.....2 (2x) last vs. KU, 4/23/24  
 Walks:.....2 vs. Nicholls, 3/15/24  
 Strikeouts:.....4 at Wichita State, 3/12/24  
**CAREER HIGH**  
 Innings:.....Same  
 Runs:.....Same  
 Earned Runs:.....Same  
 Walks:.....Same  
 Strikeouts:.....Same

**#17 HAYDEN LEWIS**

**SEASON HIGH**  
 Innings: ...0.1 vs. South Alabama, 3/8/24  
 Runs:.....  
 Earned Runs:.....  
 Walks:.....1 vs. South Alabama, 3/8/24  
 Strikeouts:..1 vs. South Alabama, 3/8/24  
**CAREER HIGH**  
 Innings:.....Same  
 Runs:.....Same  
 Earned Runs:.....Same  
 Walks:.....Same  
 Strikeouts:.....Same

**#19 KYLE PERRY**

**SEASON HIGH**  
 Innings: ...2.1 at Northwestern, 3/31/24  
 Runs: .....3 (2x) last vs. CU, 4/16/24  
 Earned Runs:..3 (2x) last vs. CU, 4/16/24  
 Walks:.....1 at Rutgers, 4/13/24  
 Strikeouts:.....3 at Northwestern, 3/31/24  
**CAREER HIGH**  
 Innings:.....5.0 at UT Arlington, 3/4/22  
 Runs: .....5 (4x) last vs. NDSU, 5/3/23  
 Earned Runs: ..5 (3x) last at SHSU, 2/18/12  
 Walks:.....5 at Sam Houston, 2/18/12  
 Strikeouts:.....9 vs. Air Force, 3/20/19

**#20 TY HORN**

**SEASON HIGH**  
 Innings: ....3.0 (2x) last vs. USA, 3/10/24  
 Runs: .....6 vs. South Alabama, 3/10/24  
 Earned Runs:.....5 at Kansas, 4/9/24  
 Walks:.....3 vs. Nicholls, 3/17/24  
 Strikeouts:....4 vs. South Alabama, 3/10/24  
**CAREER HIGH**  
 Innings:.....Same  
 Runs:.....Same  
 Earned Runs:.....Same  
 Walks:.....Same  
 Strikeouts:.....Same

**#24 CALEB CLARK**

**SEASON HIGH**  
 Innings: ....4.0 at Grand Canyon, 2/25/24  
 Runs: .....5 at Wichita State, 3/13/24  
 Earned Runs: ..5 at Wichita State, 3/13/24  
 Walks:.....3 vs. Oklahoma, 2/18/24  
 Strikeouts:.....4 vs. Creighton, 4/16/24  
**CAREER HIGH**  
 Innings:.....4.1 at San Diego, 2/19/23  
 Runs: .....8 vs. Ole Miss, 3/5/23  
 Earned Runs:.....8 vs. Ole Miss, 3/5/23  
 Walks:.....Same  
 Strikeouts:.....4 (3x) last vs. CU, 4/16/24

**#25 DREW CHRISTO**

**SEASON HIGH**  
 Innings: .....6.2 at Charleston, 2/29/24  
 Runs: .....7 vs. South Alabama, 3/8/24  
 Earned Runs:..7 vs. South Alabama, 3/8/24  
 Walks:.....3 (3x) last at Rutgers, 4/14/24  
 Strikeouts:.....5 vs. Kansas, 4/23/24  
**CAREER HIGH**  
 Innings:.....Same  
 Runs:.....Same  
 Earned Runs:.....Same  
 Walks:.....3 (4x) last at Rutgers, 4/14/24  
 Strikeouts:.....8 at Omaha, 4/25/23

**#26 KYLE FROELICH**

**SEASON HIGH**  
 Innings:..2.0 (2x) last vs. Creighton, 4/16/24  
 Runs: .....2 (2x) last at Kansas, 4/9/24  
 Earned Runs: ...2 (2x) last at KU, 4/9/24  
 Walks:.....1 vs. Nicholls, 3/17/24  
 Strikeouts:..2 (3x) last vs. Maryland, 4/21/24  
**CAREER HIGH**  
 Innings:.....3.2 vs. Lamar, 3/26/22  
 Runs: .....3 vs. La. Tech, 4/4/23  
 Earned Runs:.....3 vs. La. Tech, 4/4/23  
 Walks:.....2 (2x) last vs. Lamar, 4/8/23  
 Strikeouts:.....4 vs. La. Tech, 4/4/23

**#28 BOBBY OLSEN**

**SEASON HIGH**  
 Innings: ....1.1 at Wichita State, 3/13/24  
 Runs: ...2 (2x) last vs. Maryland, 4/20/24  
 Earned Runs:..2 (2x) last vs. Maryland, 4/20/24  
 Walks:.....2 at Kansas, 4/9/24  
 Strikeouts:.....2 at Wichita State, 3/13/24  
**CAREER HIGH**  
 Innings:.....7.0 at Dartmouth, 3/26/22  
 Runs: .....11 at Harvard, 4/2/22  
 Earned Runs:.....11 at Harvard, 4/2/22  
 Walks:.....6 at Georgia State, 2/25/23  
 Strikeouts:.....11 vs. Penn, 4/15/23

**#30 WILL WALSH**

**SEASON HIGH**  
 Innings: ..6.0 (2x) last vs. NDSU, 3/20/24  
 Runs: ...4 (2x) last vs. Maryland, 4/21/24  
 Earned Runs: ...4 vs. Maryland, 4/21/24  
 Walks:.....2 vs. Ohio State, 4/7/24  
 Strikeouts:.....9 vs. NDSU, 3/20/24  
**CAREER HIGH**  
 Innings:.....9.0 vs. Michigan State, 5/26/23  
 Runs: .....5 at Purdue, 5/19/23  
 Earned Runs:.....5 at Purdue, 5/19/23  
 Walks:.....3 at Iowa, 4/23/23  
 Strikeouts:.....11 vs. NDSU, 3/28/23

**#32 TUCKER TIMMERMAN**

**SEASON HIGH**  
 Innings: .....2.2 at Creighton, 4/2/24  
 Runs: .....4 (2x) last vs. Omaha, 3/19/24  
 Earned Runs:..4 (2x) last vs. UNO, 3/19/24  
 Walks:.....3 vs. Nicholls, 3/15/24  
 Strikeouts:....4 vs. South Alabama, 3/10/24  
**CAREER HIGH**  
 Innings:.....Same  
 Runs:.....Same  
 Earned Runs:.....Same  
 Walks:.....Same  
 Strikeouts:.....Same

**#33 JACKSON BROCKETT**

**SEASON HIGH**  
 Innings: .....2.0 vs. Nicholls, 3/17/24  
 Runs: .....2 at Kansas, 4/9/24  
 Earned Runs:.....2 at Kansas, 4/9/24  
 Walks:.....1 (2x) last vs. Nicholls, 3/17/24  
 Strikeouts:.....2 vs. Nicholls, 3/17/24  
**CAREER HIGH**  
 Innings: ..6.0 vs. Northwestern, 4/15/23  
 Runs: .....5 at Maryland, 5/7/23  
 Earned Runs:.....5 at Maryland, 5/7/23  
 Walks:.....4 at Iowa, 4/22/23  
 Strikeouts:.....7 at Minnesota, 5/8/22

**#34 BRETT SEARS**

**SEASON HIGH**  
 Innings: .....9.0 vs. Ohio State, 4/5/24  
 Runs: .....3 vs. Maryland, 4/19/24  
 Earned Runs: ...3 vs. Maryland, 4/19/24  
 Walks:.....5 vs. Nicholls, 3/16/24  
 Strikeouts:.....10 vs. Ohio State, 4/5/24  
**CAREER HIGH**  
 Innings:.....Same  
 Runs:.....10 vs. Oral Roberts, 4/2/21  
 Earned Runs: ..10 vs. Oral Roberts, 4/2/21  
 Walks:.....5 (3x) last vs. Nicholls, 3/16/24  
 Strikeouts:.....Same

**#35 RYAN HARRAHILL**

**SEASON HIGH**  
 Innings: ....1.0 at Wichita State, 3/13/24  
 Runs: .....4 at Wichita State, 3/13/24  
 Earned Runs: ..3 at Wichita State, 3/13/24  
 Walks:.....1 at Wichita State, 3/13/24  
 Strikeouts:.....2 at Wichita State, 3/13/24  
**CAREER HIGH**  
 Innings:.....Same  
 Runs:.....Same  
 Earned Runs:.....Same  
 Walks:.....Same  
 Strikeouts:.....Same

**#36 GRANT CLEAVINGER**

**SEASON HIGH**  
 Innings: .....1.1 vs. Maryland, 4/20/24  
 Runs: .....2 vs. NMSU, 3/22/24  
 Earned Runs:.....2 vs. NMSU, 3/22/24  
 Walks:.....3 vs. NMSU, 3/22/24  
 Strikeouts:.....2 (2x) last vs. KU, 4/23/24  
**CAREER HIGH**  
 Innings: .....2.0 at USF, 4/7/23  
 Runs: .....4 (2x) last vs. ECU, 5/28/23  
 Earned Runs:....3 (4x) last vs. HOU, 5/14/23  
 Walks:.....4 vs. ECU, 5/28/23  
 Strikeouts:.....5 at Cincinnati, 4/22/23

**#42 JALEN WORTHLEY**

**SEASON HIGH**  
 Innings:....3.0 (2x) last vs. Nicholls, 3/16/24  
 Runs: .....2 at Rutgers, 4/14/24  
 Earned Runs:.....2 at Rutgers, 4/14/24  
 Walks:.....2 vs. Texas Tech, 2/17/24  
 Strikeouts:.....4 vs. Ohio State, 4/6/24  
**CAREER HIGH**  
 Innings:.....Same  
 Runs:.....3 (2x) last at Maryland, 5/7/23  
 Earned Runs:....3 (2x) last at Maryland, 5/7/23  
 Walks:.....3 at Maryland, 5/7/23  
 Strikeouts:.....Same

**#45 CASEY DAISS**

**SEASON HIGH**  
 Innings:..2.0 (2x) last vs. Creighton, 4/16/24  
 Runs: .....2 vs. Oklahoma, 2/18/24  
 Earned Runs:....2 vs. Oklahoma, 2/18/24  
 Walks:.....1 (4x) last vs. Kansas, 4/23/24  
 Strikeouts: ...2 (2x) last at Kansas, 4/9/24  
**CAREER HIGH**  
 Innings:.....Same  
 Runs:.....Same  
 Earned Runs:.....Same  
 Walks:.....Same  
 Strikeouts:.....Same

**#48 RANS SANDERS**

**SEASON HIGH**  
 Innings: .....2.0 vs. Nicholls, 3/17/24  
 Runs: .....1 (4x) last at Rutgers, 4/12/24  
 Earned Runs:..1 (3x) last at Rutgers, 4/12/24  
 Walks:.....1 (4x) last at Rutgers, 4/12/24  
 Strikeouts:....1 (7x) last at Rutgers, 4/12/24  
**CAREER HIGH**  
 Innings:.....3.1 at UCLA, 2/18/23  
 Runs: .....5 at UCLA, 2/18/23  
 Earned Runs:.....5 at UCLA, 2/18/23  
 Walks:.....1 (4x) last at Nebraska, 4/11/23  
 Strikeouts:.....4 (2x) last at NEB, 3/14/23

**#51 MASON MCCONNAUGHEY**

**SEASON HIGH**  
 Innings: .....7.0 at Rutgers, 4/13/24  
 Runs: .....5 vs. Maryland, 4/20/24  
 Earned Runs:.....5 vs. Maryland, 4/20/24  
 Walks:.....3 vs. Ohio State, 4/6/24  
 Strikeouts:....9 (2x) last at Rutgers, 4/13/24  
**CAREER HIGH**  
 Innings:.....Same  
 Runs:.....Same  
 Earned Runs:.....Same  
 Walks:.....Same  
 Strikeouts:.....Same

**#54 TREY FRAHM**

**SEASON HIGH**  
 Innings:..0.2 (2x) last vs. Maryland, 4/20/24  
 Runs: .....3 vs. South Alabama, 3/8/24  
 Earned Runs: ...3 vs. South Alabama, 3/8/24  
 Walks:.....1 (2x) last vs. USA, 3/8/24  
 Strikeouts:.....1 at Charleston, 2/29/24  
**CAREER HIGH**  
 Innings:.....Same  
 Runs:.....Same  
 Earned Runs:.....Same  
 Walks:.....Same  
 Strikeouts:.....Same



Anglim, Garrett

Year	avg	gp-gs	ab	r	h	2b	3b	hr	rbi	tb	slg%	bb	hbp	so	gdp	ob%	sf	sh	sb-att	po	a	e	fld%
2022	.303	49-45	178	28	54	11	4	4	28	85	.478	16	9	40	5	.387	1	0	6-9	67	1	1	.986
2023	.248	33-28	101	24	25	3	1	5	13	45	.446	10	11	40	1	.374	1	1	4-5	32	1	0	1.000
2024	.281	32-23	89	17	25	5	0	2	20	36	.404	10	4	20	4	.371	2	4	5-9	52	3	2	.965
TOTAL	.283	114-96	368	69	104	19	5	11	61	166	.451	36	24	100	10	.380	4	5	15-23	151	5	3	.981

Borst, Evan

Year	avg	gp-gs	ab	r	h	2b	3b	hr	rbi	tb	slg%	bb	hbp	so	gdp	ob%	sf	sh	sb-att	po	a	e	fld%
2024	.000	0-0	0	0	0	0	0	0	0	0	.000	0	0	0	0	.000	0	0	0-0	1	3	0	1.000
TOTAL	.000	0-0	0	0	0	0	0	0	0	0	.000	0	0	0	0	.000	0	0	0-0	1	3	0	1.000

Year	era	w-l	app	gs	cq	sho	sv	ip	h	r	er	bb	so	2b	3b	hr	bf	bavg	wp	hbp	bk	sfa	sha
2024	5.06	2-0	12	0	0	0/0	0	10.2	5	7	6	9	11	1	1	0	48	.139	4	3	0	0	0
TOTAL	5.06	2-0	12	0	0	0/0	0	10.2	5	7	6	9	11	1	1	0	48	.139	4	3	0	0	0

Bradford, Clay

Year	avg	gp-gs	ab	r	h	2b	3b	hr	rbi	tb	slg%	bb	hbp	so	gdp	ob%	sf	sh	sb-att	po	a	e	fld%
2024	.226	20-7	31	8	7	3	0	2	4	16	.516	7	1	13	1	.385	0	0	2-2	3	1	1	.800
TOTAL	.226	20-7	31	8	7	3	0	2	4	16	.516	7	1	13	1	.385	0	0	2-2	3	1	1	.800

Brockett, Jackson

Year	avg	gp-gs	ab	r	h	2b	3b	hr	rbi	tb	slg%	bb	hbp	so	gdp	ob%	sf	sh	sb-att	po	a	e	fld%
2022	.000	0-0	0	0	0	0	0	0	0	0	.000	0	0	0	0	.000	0	0	0-0	2	5	0	1.000
2023	.000	0-0	0	0	0	0	0	0	0	0	.000	0	0	0	0	.000	0	0	0-0	1	4	0	1.000
2024	.000	0-0	0	0	0	0	0	0	0	0	.000	0	0	0	0	.000	0	0	0-0	0	1	0	1.000
TOTAL	.000	0-0	0	0	0	0	0	0	0	0	.000	0	0	0	0	.000	0	0	0-0	3	10	0	1.000

Year	era	w-l	app	gs	cq	sho	sv	ip	h	r	er	bb	so	2b	3b	hr	bf	bavg	wp	hbp	bk	sfa	sha
2022	5.23	0-1	12	5	0	0/0	0	31.0	28	19	18	15	29	5	2	3	138	.237	5	4	0	1	0
2023	4.65	2-2	16	7	0	0/0	0	40.2	36	24	21	24	35	9	2	1	183	.234	5	2	0	1	2
2024	6.75	1-0	6	0	0	0/0	0	5.1	10	5	4	2	3	2	0	0	28	.435	2	1	0	1	1
TOTAL	5.03	3-3	34	12	0	0/0	0	77.0	74	48	43	41	67	16	4	4	349	.251	12	7	0	3	3

Brumbaugh, Cayden

Year	avg	gp-gs	ab	r	h	2b	3b	hr	rbi	tb	slg%	bb	hbp	so	gdp	ob%	sf	sh	sb-att	po	a	e	fld%
2022*	.318	13-4	22	1	7	0	1	0	1	9	.409	1	0	7	1	.348	0	0	0-0	3	8	1	.917
2024	.345	30-28	113	26	39	11	3	0	18	56	.496	15	0	24	1	.412	3	2	10-13	27	34	2	.968
TOTAL	.345	30-28	113	26	39	11	3	0	18	56	.496	15	0	24	1	.412	3	2	10-13	27	34	2	.968
All*	.341	43-32	135	27	46	11	4	0	19	65	.481	16	0	31	2	.403	3	2	10-13	30	42	3	.960

\* Statistics from prior team/school

Buettenback, Max

Year	avg	gp-gs	ab	r	h	2b	3b	hr	rbi	tb	slg%	bb	hbp	so	gdp	ob%	sf	sh	sb-att	po	a	e	fld%
2024	.167	6-1	6	1	1	0	0	1	1	4	.667	1	0	4	0	.286	0	0	0-0	0	0	0	.000
TOTAL	.167	6-1	6	1	1	0	0	1	1	4	.667	1	0	4	0	.286	0	0	0-0	0	0	0	.000

Carey, Dylan

Year	avg	gp-gs	ab	r	h	2b	3b	hr	rbi	tb	slg%	bb	hbp	so	gdp	ob%	sf	sh	sb-att	po	a	e	fld%
2023	.275	53-53	207	33	57	9	2	4	30	82	.396	16	8	49	2	.348	2	7	4-5	33	97	5	.963
2024	.266	37-37	143	18	38	12	0	4	18	62	.434	13	6	36	3	.352	0	2	2-4	55	77	6	.957
TOTAL	.271	90-90	350	51	95	21	2	8	48	144	.411	29	14	85	5	.349	2	9	6-9	88	174	11	.960

Caron, Josh

Year	avg	gp-gs	ab	r	h	2b	3b	hr	rbi	tb	slg%	bb	hbp	so	gdp	ob%	sf	sh	sb-att	po	a	e	fld%
2022	.179	26-22	78	10	14	3	0	0	7	17	.218	11	5	19	3	.316	1	0	1-1	93	13	1	.991
2023	.256	48-48	180	33	46	11	0	7	29	78	.433	19	14	31	4	.366	3	0	1-1	327	29	2	.994
2024	.293	36-36	147	27	43	9	1	7	40	75	.510	12	5	29	7	.366	0	0	1-1	272	33	2	.993
TOTAL	.254	110-106	405	70	103	23	1	14	76	170	.420	42	24	79	14	.356	4	0	3-3	692	75	5	.994

Christo, Drew

Year	avg	gp-gs	ab	r	h	2b	3b	hr	rbi	tb	slg%	bb	hbp	so	gdp	ob%	sf	sh	sb-att	po	a	e	fld%
2023	.000	0-0	0	0	0	0	0	0	0	0	.000	0	0	0	0	.000	0	0	0-0	0	1	1	.500
2024	.000	0-0	0	0	0	0	0	0	0	0	.000	0	0	0	0	.000	0	0	0-0	2	7	0	1.000
TOTAL	.000	0-0	0	0	0	0	0	0	0	0	.000	0	0	0	0	.000	0	0	0-0	2	8	1	.909

Year	era	w-l	app	qs	cq	sho	sv	ip	h	r	er	bb	so	2b	3b	hr	bf	bavg	wp	hbp	bk	sfa	sha
2022	8.44	0-1	5	2	0	0/0	0	5.1	10	12	5	5	5	3	0	3	35	.370	1	2	0	0	0
2023	3.24	1-1	11	1	0	0/0	0	16.2	11	9	6	8	18	2	0	1	75	.190	4	5	0	2	2
2024	5.49	1-3	10	9	0	0/0	0	39.1	38	26	24	15	33	11	1	5	176	.247	9	5	0	0	2
TOTAL	5.14	2-5	26	12	0	0/0	0	61.1	59	47	35	28	56	16	1	9	286	.247	14	12	0	2	4

Clark, Caleb

Year	avg	gp-gs	ab	r	h	2b	3b	hr	rbi	tb	slg%	bb	hbp	so	gdp	ob%	sf	sh	sb-att	po	a	e	fld%
2023	.000	0-0	0	0	0	0	0	0	0	0	.000	0	0	0	0	.000	0	0	0-0	2	4	0	1.000
2024	.000	0-0	0	0	0	0	0	0	0	0	.000	0	0	0	0	.000	0	0	0-0	1	2	2	.600
TOTAL	.000	0-0	0	0	0	0	0	0	0	0	.000	0	0	0	0	.000	0	0	0-0	3	6	2	.818

Year	era	w-l	app	qs	cq	sho	sv	ip	h	r	er	bb	so	2b	3b	hr	bf	bavg	wp	hbp	bk	sfa	sha
2023	13.24	1-1	9	5	0	0/0	0	17.0	30	26	25	11	14	2	3	4	98	.380	1	7	0	1	0
2024	8.82	0-0	10	3	0	0/0	0	16.1	18	17	16	10	19	3	1	3	81	.277	3	4	1	0	2
TOTAL	11.07	1-1	19	8	0	0/0	0	33.1	48	43	41	21	33	5	4	7	179	.333	4	11	1	1	2

Cleavinger, Grant

Year	avg	gp-gs	ab	r	h	2b	3b	hr	rbi	tb	slg%	bb	hbp	so	gdp	ob%	sf	sh	sb-att	po	a	e	fld%
------	-----	-------	----	---	---	----	----	----	-----	----	------	----	-----	----	-----	-----	----	----	--------	----	---	---	------

Year	era	w-l	app	qs	cq	sho	sv	ip	h	r	er	bb	so	2b	3b	hr	bf	bavg	wp	hbp	bk	sfa	sha
2023*	10.18	1-1	20	2	0	0/0	0	20.1	23	26	23	24	32	4	0	3	115	99.00	7	5	0	1	0
2024	4.91	0-0	5	0	0	0/0	0	3.2	0	2	2	3	5	0	0	0	15	.000	0	2	0	0	0
TOTAL	4.91	0-0	5	0	0	0/0	0	3.2	0	2	2	3	5	0	0	0	15	.000	0	2	0	0	0
All*	9.38	1-1	25	2	0	0/0	0	24.0	23	28	25	27	37	4	0	3	130	2.300	7	7	0	1	0

\* Statistics from prior team/school

Columbus, Ben

Year	avg	gp-gs	ab	r	h	2b	3b	hr	rbi	tb	slg%	bb	hbp	so	gdp	ob%	sf	sh	sb-att	po	a	e	fld%
2023	.262	47-38	141	24	37	8	0	0	19	45	.319	25	4	40	1	.382	3	3	2-2	269	15	1	.996
2024	.340	20-14	53	9	18	1	0	4	17	31	.585	7	1	13	1	.419	1	1	0-0	70	6	2	.974
TOTAL	.284	67-52	194	33	55	9	0	4	36	76	.392	32	5	53	2	.391	4	4	2-2	339	21	3	.992

Daiss, Casey

Year	avg	gp-gs	ab	r	h	2b	3b	hr	rbi	tb	slg%	bb	hbp	so	gdp	ob%	sf	sh	sb-att	po	a	e	fld%
2024	.000	0-0	0	0	0	0	0	0	0	0	.000	0	0	0	0	.000	0	0	0-0	0	3	0	1.000
TOTAL	.000	0-0	0	0	0	0	0	0	0	0	.000	0	0	0	0	.000	0	0	0-0	0	3	0	1.000

Year	era	w-l	app	qs	cq	sho	sv	ip	h	r	er	bb	so	2b	3b	hr	bf	bavg	wp	hbp	bk	sfa	sha
2024	1.80	0-1	13	0	0	0/0	4	15.0	13	4	3	5	9	3	0	1	63	.241	0	2	0	1	1
TOTAL	1.80	0-1	13	0	0	0/0	4	15.0	13	4	3	5	9	3	0	1	63	.241	0	2	0	1	1

Evans, Cole

Year	avg	gp-gs	ab	r	h	2b	3b	hr	rbi	tb	slg%	bb	hbp	so	gdp	ob%	sf	sh	sb-att	po	a	e	fld%
2020*	.000	8-1	12	0	0	0	0	0	0	0	.000	0	1	7	0	.077	0	0	0-0	2	0	0	1.000
2023	.305	47-41	141	34	43	9	0	4	27	64	.454	22	6	40	3	.415	2	2	9-12	79	0	3	.963
2024	.280	38-33	125	29	35	7	0	3	32	51	.408	19	8	24	3	.392	6	0	6-9	65	3	3	.958
TOTAL	.293	85-74	266	63	78	16	0	7	59	115	.432	41	14	64	6	.404	8	2	15-21	144	3	6	.961
All*	.281	93-75	278	63	78	16	0	7	59	115	.414	41	15	71	6	.392	8	2	15-21	146	3	6	.961

\* Statistics from prior team/school

Frahm, Trey

Year	avg	gp-gs	ab	r	h	2b	3b	hr	rbi	tb	slg%	bb	hbp	so	gdp	ob%	sf	sh	sb-att	po	a	e	fld%
2024	13.50	0-0	4	0	0	0/0	0	2.0	2	3	3	2	1	1	0	0	10	.250	0	0	0	0	0
TOTAL	13.50	0-0	4	0	0	0/0	0	2.0	2	3	3	2	1	1	0	0	10	.250	0	0	0	0	0

Froehlich, Kyle

Year	avg	gp-gs	ab	r	h	2b	3b	hr	rbi	tb	slg%	bb	hbp	so	gdp	ob%	sf	sh	sb-att	po	a	e	fld%
2024	.000	0-0	0	0	0	0	0	0	0	0	.000	0	0	0	0	.000	0	0	0-0	1	2	0	1.000
TOTAL	.000	0-0	0	0	0	0	0	0	0	0	.000	0	0	0	0	.000	0	0	0-0	1	2	0	1.000
All*	.000	0-0	0	0	0	0	0	0	0	0	.000	0	0	0	0	.000	0	0	0-0	1	2	0	1.000

Year	era	w-l	app	gs	cg	sho	sv	ip	h	r	er	bb	so	2b	3b	hr	bf	bavg	wp	hbp	bk	sfa	sha
2023*	2.70	4-3	23	0	0	0/0	7	36.2	35	14	11	7	35	6	0	2	155	99.00	4	3	0	1	2
2024	4.63	0-1	11	0	0	0/0	0	11.2	12	6	6	1	12	1	1	2	49	.255	0	1	0	0	0
TOTAL	4.63	0-1	11	0	0	0/0	0	11.2	12	6	6	1	12	1	1	2	49	.255	0	1	0	0	0
All*	3.17	4-4	34	0	0	0/0	7	48.1	47	20	17	8	47	7	1	4	204	1.000	4	4	0	1	2

\* Statistics from prior team/school

Harrahill, Ryan

Year	avg	gp-gs	ab	r	h	2b	3b	hr	rbi	tb	slg%	bb	hbp	so	gdp	ob%	sf	sh	sb-att	po	a	e	fld%
2024	27.00	0-1	1	1	0	0/0	0	1.0	4	4	3	1	2	0	1	0	9	.500	0	0	0	0	0
TOTAL	27.00	0-1	1	1	0	0/0	0	1.0	4	4	3	1	2	0	1	0	9	.500	0	0	0	0	0

Horn, Ty

Year	avg	gp-gs	ab	r	h	2b	3b	hr	rbi	tb	slg%	bb	hbp	so	gdp	ob%	sf	sh	sb-att	po	a	e	fld%
2024	.000	0-0	0	0	0	0	0	0	0	0	.000	0	0	0	0	.000	0	0	0-0	0	2	0	1.000
TOTAL	.000	0-0	0	0	0	0	0	0	0	0	.000	0	0	0	0	.000	0	0	0-0	0	2	0	1.000

Year	era	w-l	app	gs	cg	sho	sv	ip	h	r	er	bb	so	2b	3b	hr	bf	bavg	wp	hbp	bk	sfa	sha
2024	6.62	1-0	10	3	0	0/0	1	17.2	23	19	13	8	12	4	0	2	88	.299	2	1	0	1	1
TOTAL	6.62	1-0	10	3	0	0/0	1	17.2	23	19	13	8	12	4	0	2	88	.299	2	1	0	1	1

Hufft, Dylan

Year	avg	gp-gs	ab	r	h	2b	3b	hr	rbi	tb	slg%	bb	hbp	so	gdp	ob%	sf	sh	sb-att	po	a	e	fld%
2024	.294	19-5	17	4	5	0	0	0	1	5	.294	6	1	6	0	.500	0	1	1-1	15	18	0	1.000
TOTAL	.294	19-5	17	4	5	0	0	0	1	5	.294	6	1	6	0	.500	0	1	1-1	15	18	0	1.000

Hughes, Bryce

Year	avg	gp-gs	ab	r	h	2b	3b	hr	rbi	tb	slg%	bb	hbp	so	gdp	ob%	sf	sh	sb-att	po	a	e	fld%
2024	.000	10-0	2	3	0	0	0	0	1	0	.000	0	0	0	0	.000	0	0	2-2	0	2	0	1.000
TOTAL	.000	10-0	2	3	0	0	0	0	1	0	.000	0	0	0	0	.000	0	0	2-2	0	2	0	1.000

Jesske, Will

Year	avg	gp-gs	ab	r	h	2b	3b	hr	rbi	tb	slg%	bb	hbp	so	gdp	ob%	sf	sh	sb-att	po	a	e	fld%
2024	.286	16-3	21	5	6	1	0	0	4	7	.333	2	0	2	0	.348	0	0	0-0	3	4	1	.875
TOTAL	.286	16-3	21	5	6	1	0	0	4	7	.333	2	0	2	0	.348	0	0	0-0	3	4	1	.875

Lewis, Hayden

Year	avg	gp-gs	ab	r	h	2b	3b	hr	rbi	tb	slg%	bb	hbp	so	gdp	ob%	sf	sh	sb-att	po	a	e	fld%
2024	.000	1-0	1	0	0	0	0	0	0	0	.000	0	0	0	0	.000	0	0	0-0	0	0	0	.000
TOTAL	.000	1-0	1	0	0	0	0	0	0	0	.000	0	0	0	0	.000	0	0	0-0	0	0	0	.000

Year	era	w-l	app	qs	cq	sho	sv	ip	h	r	er	bb	so	2b	3b	hr	bf	bavg	wp	hbp	bk	sfa	sha
2024	0.00	0-0	1	0	0	0/0	0	0.1	1	0	0	1	1	0	0	0	3	.500	0	0	0	0	0
TOTAL	0.00	0-0	1	0	0	0/0	0	0.1	1	0	0	1	1	0	0	0	3	.500	0	0	0	0	0

McConnaughey, Mason

Year	avg	gp-gs	ab	r	h	2b	3b	hr	rbi	tb	slg%	bb	hbp	so	gdp	ob%	sf	sh	sb-att	po	a	e	fld%
2024	.000	0-0	0	0	0	0	0	0	0	0	.000	0	0	0	0	.000	0	0	0-0	1	3	1	.800
TOTAL	.000	0-0	0	0	0	0	0	0	0	0	.000	0	0	0	0	.000	0	0	0-0	1	3	1	.800

Year	era	w-l	app	qs	cq	sho	sv	ip	h	r	er	bb	so	2b	3b	hr	bf	bavg	wp	hbp	bk	sfa	sha
2024	3.41	4-3	11	5	0	0/0	0	37.0	32	15	14	11	46	2	0	4	153	.237	3	4	0	1	2
TOTAL	3.41	4-3	11	5	0	0/0	0	37.0	32	15	14	11	46	2	0	4	153	.237	3	4	0	1	2

Olsen, Bobby

Year	avg	gp-gs	ab	r	h	2b	3b	hr	rbi	tb	slg%	bb	hbp	so	gdp	ob%	sf	sh	sb-att	po	a	e	fld%
2020*	.000	3-1	0	0	0	0	0	0	0	0	.000	0	0	0	0	.000	0	0	0-0	0	0	0	.000
2022*	.000	13-10	0	0	0	0	0	0	0	0	.000	0	0	0	0	.000	0	0	0-0	0	0	0	.000
2023*	.000	12-6	0	0	0	0	0	0	0	0	.000	0	0	0	0	.000	0	0	0-0	0	0	0	.000
2024	.000	0-0	0	0	0	0	0	0	0	0	.000	0	0	0	0	.000	0	0	0-0	0	1	1	.500
TOTAL	.000	0-0	0	0	0	0	0	0	0	0	.000	0	0	0	0	.000	0	0	0-0	0	1	1	.500
All*	.000	28-17	0	0	0	0	0	0	0	0	.000	0	0	0	0	.000	0	0	0-0	0	1	1	.500

Year	era	w-l	app	qs	cq	sho	sv	ip	h	r	er	bb	so	2b	3b	hr	bf	bavg	wp	hbp	bk	sfa	sha
2020*	11.37	0-1	3	1	0	0/0	0	6.1	7	9	8	7	3	2	0	0	34	99.00	2	1	0	1	0
2022*	5.83	0-4	13	10	0	0/0	0	58.2	68	43	38	19	48	18	2	5	274	99.00	7	13	0	1	4
2023*	4.44	3-4	12	6	0	0/0	1	46.2	41	26	23	25	56	10	0	5	210	99.00	7	7	0	6	2
2024	10.12	0-0	7	0	0	0/0	0	5.1	8	6	6	4	6	1	0	1	30	.348	2	3	0	0	0
TOTAL	10.12	0-0	7	0	0	0/0	0	5.1	8	6	6	4	6	1	0	1	30	.348	2	3	0	0	0
All*	5.77	3-9	35	17	0	0/0	1	117.0	124	84	75	55	113	31	2	11	548	5.391	18	24	0	8	6

\* Statistics from prior team/school

Overbeek, Joshua

Year	avg	gp-gs	ab	r	h	2b	3b	hr	rbi	tb	slg%	bb	hbp	so	gdp	ob%	sf	sh	sb-att	po	a	e	fld%
2022*	.200	21-6	35	8	7	0	0	1	2	10	.286	8	0	11	0	.341	1	0	0-0	15	2	1	.944
2024	.284	27-25	88	27	25	3	0	2	10	34	.386	20	4	22	0	.438	0	1	10-12	20	40	4	.938
TOTAL	.284	27-25	88	27	25	3	0	2	10	34	.386	20	4	22	0	.438	0	1	10-12	20	40	4	.938
All*	.260	48-31	123	35	32	3	0	3	12	44	.358	28	4	33	0	.410	1	1	10-12	35	42	5	.939

\* Statistics from prior team/school

Perry, Kyle

Year avg gp-gs ab r h 2b 3b hr rbi tb slg% bb hbp so gdp ob% sf sh sb-att po a e fld%

Year era w-l app gs cg sho sv ip h r er bb so 2b 3b hr bf bavq wp hbp bk sfa sha

Sanders, Rans

Year avg gp-gs ab r h 2b 3b hr rbi tb slg% bb hbp so gdp ob% sf sh sb-att po a e fld%

Year era w-l app gs cg sho sv ip h r er bb so 2b 3b hr bf bavq wp hbp bk sfa sha

\* Statistics from prior team/school

Sanderson, Case

Year avg gp-gs ab r h 2b 3b hr rbi tb slg% bb hbp so gdp ob% sf sh sb-att po a e fld%

Sears, Brett

Year avg gp-gs ab r h 2b 3b hr rbi tb slg% bb hbp so gdp ob% sf sh sb-att po a e fld%

Year era w-l app gs cg sho sv ip h r er bb so 2b 3b hr bf bavq wp hbp bk sfa sha

\* Statistics from prior team/school

Silva, Riley

Year avg gp-gs ab r h 2b 3b hr rbi tb slg% bb hbp so gdp ob% sf sh sb-att po a e fld%

Stokes, Rhett

Year	avg	gp-gs	ab	r	h	2b	3b	hr	rbi	tb	slg%	bb	hbp	so	gdp	ob%	sf	sh	sb-att	po	a	e	fld%
2024	.310	31-26	87	18	27	8	0	0	10	35	.402	8	1	20	1	.375	0	4	2-3	32	66	4	.961
TOTAL	.310	31-26	87	18	27	8	0	0	10	35	.402	8	1	20	1	.375	0	4	2-3	32	66	4	.961

Stone, Tyler

Year	avg	gp-gs	ab	r	h	2b	3b	hr	rbi	tb	slg%	bb	hbp	so	gdp	ob%	sf	sh	sb-att	po	a	e	fld%
2021*	.208	21-11	48	4	10	3	0	1	4	16	.333	2	0	23	0	.240	0	0	0-0	76	3	3	.963
2024	.337	32-25	101	17	34	6	0	6	23	58	.574	17	0	26	1	.429	1	0	0-1	184	12	3	.985
TOTAL	.337	32-25	101	17	34	6	0	6	23	58	.574	17	0	26	1	.429	1	0	0-1	184	12	3	.985
All*	.295	53-36	149	21	44	9	0	7	27	74	.497	19	0	49	1	.373	1	0	0-1	260	15	6	.979

\* Statistics from prior team/school

Swansen, Gabe

Year	avg	gp-gs	ab	r	h	2b	3b	hr	rbi	tb	slg%	bb	hbp	so	gdp	ob%	sf	sh	sb-att	po	a	e	fld%
2022	.154	20-9	39	6	6	1	0	1	6	10	.256	5	1	9	2	.267	0	0	0-0	3	0	1	.750
2023	.291	52-49	179	45	52	11	0	18	57	117	.654	24	15	43	3	.410	4	0	3-5	81	1	1	.988
2024	.189	19-14	53	6	10	2	0	1	5	15	.283	4	2	16	0	.271	0	1	1-1	29	0	0	1.000
TOTAL	.251	91-72	271	57	68	14	0	20	68	142	.524	33	18	68	5	.365	4	1	4-6	113	1	2	.983

Timmerman, Tucker

Year	avg	gp-gs	ab	r	h	2b	3b	hr	rbi	tb	slg%	bb	hbp	so	gdp	ob%	sf	sh	sb-att	po	a	e	fld%
2024	.000	0-0	0	0	0	0	0	0	0	0	.000	0	0	0	0	.000	0	0	0-0	2	4	1	.857
TOTAL	.000	0-0	0	0	0	0	0	0	0	0	.000	0	0	0	0	.000	0	0	0-0	2	4	1	.857

Year	era	w-l	app	gs	cg	sho	sv	ip	h	r	er	bb	so	2b	3b	hr	bf	bavg	wp	hbp	bk	sfa	sha
2024	8.62	2-0	14	0	0	0/0	1	15.2	21	15	15	12	16	3	0	3	80	.328	2	3	0	1	0
TOTAL	8.62	2-0	14	0	0	0/0	1	15.2	21	15	15	12	16	3	0	3	80	.328	2	3	0	1	0

Walsh, Will

Year	avg	gp-gs	ab	r	h	2b	3b	hr	rbi	tb	slg%	bb	hbp	so	gdp	ob%	sf	sh	sb-att	po	a	e	fld%
2022	.000	2-0	2	0	0	0	0	0	0	0	.000	0	0	2	0	.000	0	0	0-0	0	0	0	.000
2023	.176	17-9	34	5	6	1	0	2	4	13	.382	3	2	12	0	.282	0	0	0-0	67	13	1	.988
2024	.276	11-9	29	8	8	1	0	5	14	24	.828	2	2	10	0	.364	0	0	0-0	57	13	0	1.000
TOTAL	.215	30-18	65	13	14	2	0	7	18	37	.569	5	4	24	0	.311	0	0	0-0	124	26	1	.993

Year	era	w-l	app	gs	cg	sho	sv	ip	h	r	er	bb	so	2b	3b	hr	bf	bavg	wp	hbp	bk	sfa	sha
2022	13.50	0-0	1	0	0	0/0	0	0.2	3	1	1	0	1	0	0	0	5	.600	1	0	0	0	0
2023	4.24	5-3	15	8	1	1/0	0	51.0	46	26	24	8	44	4	2	6	206	.241	4	4	0	2	1
2024	4.97	4-2	10	7	0	0/0	0	41.2	51	26	23	6	36	7	0	7	184	.309	4	6	0	2	5
TOTAL	4.63	9-5	26	15	1	1/0	0	93.1	100	53	48	14	81	11	2	13	395	.277	9	10	0	4	6

Worthley, Jalen

Year	avg	gp-gs	ab	r	h	2b	3b	hr	rbi	tb	slg%	bb	hbp	so	gdp	ob%	sf	sh	sb-att	po	a	e	fld%
2023	.000	0-0	0	0	0	0	0	0	0	0	.000	0	0	0	0	.000	0	0	0-0	0	3	0	1.000
2024	.000	0-0	0	0	0	0	0	0	0	0	.000	0	0	0	0	.000	0	0	0-0	0	7	0	1.000
TOTAL	.000	0-0	0	0	0	0	0	0	0	0	.000	0	0	0	0	.000	0	0	0-0	0	10	0	1.000

Year	era	w-l	app	gs	cg	sho	sv	ip	h	r	er	bb	so	2b	3b	hr	bf	bavg	wp	hbp	bk	sfa	sha
2023	8.10	0-0	10	0	0	0/1	0	10.0	14	9	9	7	8	0	0	1	53	.333	1	3	0	1	0
2024	2.95	2-0	14	0	0	0/1	3	21.1	16	7	7	4	17	2	0	2	85	.208	1	1	0	0	3
TOTAL	4.60	2-0	24	0	0	0/2	3	31.1	30	16	16	11	25	2	0	3	138	.252	2	4	0	1	3

### LAST TIME A NEBRASKA HITTER HAD...

Five Consecutive 3-Hit Games at Hawks Field: .....Rhett Stokes (2024)  
 4 Hits in a Game: ..... Cole Evans (4) at Wichita State (3/12/24)  
 Consecutive 4-Hit Games: ..... Ben Miller (4 & 4) vs. Maryland (4/8-9/17)  
 5 Hits in a Game: ..... Gunner Hellstrom (5) at Rutgers (4/21/18)  
 6 Hits in a Game: ..... Steve Edlefsen (6) vs. Iowa (4/11/06)

2 Hits in an Inning: ..... Josh Caron (2B/HR) vs. Minnesota (4/29/23)  
 2 Extra-Base Hits in an Inning: ..... Josh Caron (2B/HR) vs. Minnesota (4/29/23)

7 At Bats in a Game: ..... C. Chick/G. Everitt/M. Anderson (7) at Minnesota (5/7/22)  
 8 At Bats in a Game: ..... DJ Belfonte (8) at UL-Lafayette (15 inn.) (2/20/08)  
 9 At Bats in a Game: ..... P. Kelly/C. Christensen (9) vs. Northwestern (16 inn.) (3/29/13)

4 Runs in a Game: ..... Cam Chick (4) at Ohio State (4/3/22)  
 5 Runs in a Game: ..... Steve Edlefsen at Iowa (4/11/06)  
 6 Runs in a Game: ..... Craig Moore vs. Chicago State (3/16/99)

3 Doubles in a Game: ..... Casey Burnham (3) vs. Vanderbilt (3/3/23)

2 Triples in a Game: ..... Garrett Anglim (2) at UT Arlington (3/5/22)  
 2 Triples in Consecutive Games: ..... Blake Headley vs. Northern Colo. (3/10-11/15)

2 HRs in a Game: ..... Josh Caron at Grand Canyon (2/23/24)  
 3 HRs in a Game: ..... Garrett Anglim vs. Iowa (DH 1) (5/1/22)  
 2 HRs in an Inning: ..... C. Ledbetter/B. Fusilier vs. SDSU (4th inn.) (3/13/05)  
 HRs in Consecutive At Bats: ..... Gabe Swansen vs. Northwestern (2) (4/16/23)  
 HRs in Consecutive Innings: ...Gabe Swansen vs. Northwestern (6th, 7th) (4/16/23)  
 Grand Slam: ..... Cole Evans at Kansas (4/9/24)  
 A Pinch-Hit Home Run: ..... Max Buettenback at Wichita State (3/13/24)  
 An Inside-the-Park Home Run: ...Max Buettenback at Wichita State (3/13/24)  
 An Inside-the-Park Grand Slam: ..... Jaxon Hallmark at Kansas State (4/2/19)  
 Led Off Game with Home Run (Away): ..... Brice Matthews at Creighton (5/9/23)  
 Led Off Game with Home Run (Home): ..... Brice Matthews vs. Illinois (3/25/23)  
 A Walk-Off Home Run to Win a Game: ..... Steven Reveles vs. Loyola Marymount (3/11/16)  
 Had a Homer and a Win, Same Game: ..... Ben Miller vs. Creighton (4/4/17)  
 Homered in First Career At-Bat: ..... Max Anderson vs. Purdue (3/5/21)  
 Homered in First Career Game: ..... Max Anderson vs. Purdue (3/5/21)  
 Freshman Homered in First Career Game: ...Max Anderson vs. Purdue (3/5/21)  
 Back-to-Back Multi-HR Games: ..... Scott Schreiber vs. Penn State & at Creighton (5/15-17/16)  
 Homered in Three-Straight Games: ..... Will Walsh (3) (vs. Nicholls/Omaha) (3-16-19/24)

Hit For the Cycle: ..... Steve Edlefsen at Iowa (4/11/06)

6 RBI in a Game: ..... Gabe Swansen vs. Northwestern (4/16/23)  
 7 RBI in a Game: ..... Josh Scheffert (7) at Ohio State (4/15/12)  
 8 RBI in a Game: ..... Adam Bailey (8) vs. Creighton (5/18/10)  
 9 or more RBI in a Game: ..... Craig Moore (10) vs. Chicago State (3/16/99)

10 or More Total Bases: ..... Max Anderson (10) vs. Minnesota, (4/29/23)

4 Walks in a Game: ..... Cayden Brumbaugh (4) vs. Nicholls (3/15/24)  
 5 Walks in a Game: ..... Cam Chick at Ohio State (4/3/22)

5 Strikeouts in a Game: ..... Kurt Farmer vs. UCLA (3/5/11)

3 Stolen Bases: ..... Jaxon Hallmark (3) at Rutgers (5/9/21)  
 4 Stolen Bases: ..... John Cole vs. Texas-San Antonio (2/26/00)  
 Stole Home: ..... Dylan Carey at Grand Canyon (2/25/24)  
 3 HBP in a Game: ..... Riley Silva (3) at Grand Canyon (2/22/24)

4 Sacrifice Bunts in Game: ..... Andrew Sawyers vs. Kansas State, April 4, 1998 (NCAA Record)

### LAST TIME A NEBRASKA PITCHER HAD...

An Individual No-Hitter - 9 Innings: ..... Richard Geier vs. Kansas (4/20/54)  
 An Individual No-Hitter - 7 Innings: ..... Anthony Kelley vs. Oklahoma (4/5/81)  
 Note: Nate Fisher pitched 8.0 no-hit innings on March 9, 2019 at Baylor (not complete game)

A Combined No-Hitter: ..... K. Kubat (5.0), T. Niederklein (2.1), D. Vogt (1.2) vs. Arkansas (4/16/13)

A 2-Hit Game (individual): ..... Brett Sears vs. Ohio State (4/5/24)  
 A 1-Hit Game (individual): . Michael Mariot vs. Houston Baptist (Game 2) (3/13/10)  
 A 1-Hit Game (combined): .Koty Frank (6.2), Tyler Martin (1.1), Braxton Bragg (1.0) vs. BYU (4/14/22)

Picked off Two Base Runners in an Inning: ..... Aaron Bummer at The Citadel (3/1/14)

A Complete Game - 9 innings: ..... Brett Sears vs. Ohio State (4/5/24)  
 A Complete Game - less than 9 inn.: Emmett Olson vs. Nicholls (7 Inn.) (3/17/23)  
 A Complete Game by a Freshman: ..... Matt Waldron (9 inn.) vs. Penn State (5/14/16)  
 A Complete Game by a Freshman - 9 inn.: ..... Matt Waldron vs. Penn State (5/14/16)  
 Consecutive Complete Games - 9 inn.: . C. DeLeon vs. Ohio State & Minn. (4/4-12/14)

A Complete-Game Shutout - 9 Inn.: ..... Brett Sears vs. Ohio State (4/5/24)  
 A Complete-Game Shutout - less than 9 inn.: Tom Lemke (7 inn.) vs. Oklahoma (3/28/10)  
 Consecutive Shutouts: ..... Shane Komine vs. Iowa State & at Texas (4/28-5/6/00)  
 A Complete-Game Shutout by a Freshman: ..... Matt Waldron vs. Penn State (5/14/16)

Immaculate Inning: ..... Cade Povich vs. Michigan (1st Inning) (5/28/21)  
 A Three-Pitch Inning: ..... Colton Howell vs. Northwestern (4/19/14)

Hit 4 or More Batters in a Game: .... Matt Freeman (4) vs. No. Colorado (3/24/09)  
 Hit 5 or More Batters in a Game: ....Shane Komine (5) vs. Nicholls State (2/19/99)

10 Strikeouts in a Game: ..... Brett Sears (10) vs. Ohio State (4/5/24)  
 10+ Strikeouts in a Game: ..... Will Walsh (11) vs. North Dakota State (3/28/23)  
 15+ Strikeouts in a Game: ..... Joba Chamberlain (15) vs. New Mexico (2/25/05)

Struck out 4 Batters in an Inning: .... Michael Mariot (6th inn.) vs. Texas A&M (4/30/10)

Lost a Game Without Giving Up an Earned Run: ..... Shay Schanaman vs. BYU (4/15/22)

### LAST TIME NEBRASKA HAD...

**25+ Runs:**..... 50 vs. Chicago State (3/16/99)  
**20+ Runs:**..... 21 at UC Riverside (2/15/99)  
**10 Runs in an Inning:**..... 11 at Baylor (1st) (2/14/20)  
  
**20+ Hits:**..... 20 vs. Northwestern (4/16/23)  
  
**Every Husker Starter Had a Hit:**..... vs. Nicholls (3/17/24)  
**Every Husker Starter Scored a Run:**..... vs. Northern Colorado (3/8/23)  
**Every Husker Starter Had a Hit and Scored a Run:**.. vs. No. Colorado (3/8/23)  
  
**0 Strikeouts on Offense:**..... vs. UNLV (3/30/14)  
  
**0 Walks on Offense:**..... vs. TCU (2/27/22)  
  
**10+ Doubles:**..... vs. Creighton (11) (5/18/10)  
**9+ Doubles:**..... vs. Creighton (11) (5/18/10)  
**8+ Doubles:**..... vs. Vanderbilt (8) (3/3/23)  
**7+ Doubles:**..... vs. Vanderbilt (8) (3/3/23)  
**3 Consecutive Doubles:**..... M. Waldron, J. Acker, M. Hagege at Cal Poly (3/25/17)  
  
**3 Triples:**..... at UT Arlington (3) (3/5/22)  
  
**9 HRs:**..... vs. Chicago State, March 16, 1999  
**7 HRs:**..... vs. Northwestern (4/16/23)  
**6 HRs:**..... vs. Northwestern (4/16/23)  
**5 HRs:**..... vs. Northwestern (4/16/23)  
**Back-to-Back Homers:**..... B. Columbus/D. Carey (8th inn.) at Rutgers (4/13/24)  
**3 Consecutive Homers:**..... J. Dalton/D. Erstad/D. Dukart vs. Iowa State (5/15/94)  
**2 Homers in an Inning:**..... B. Columbus/D. Carey (8th inn.) at Rutgers (4/13/24)  
**3 Homers in an Inning:** M. Anderson/G. Swansen/E. Cervantes (3rd inn.) at Maryland (5/6/23)  
  
**3 Triples:**..... at UT Arlington (3) (3/5/22)  
  
**2 Grand Slams in a Game:**..... Dan Wright/Jeff Leise vs. Western Illinois (4/19/00)  
**Grand Slams in Back-to-Back Games:**..... M. Anderson/L. Sartori at Ohio State (4/2-3/22)  
  
**10+ Stolen Bases:**..... 10 vs. Peru State (5/6/96)  
**7+ Stolen Bases:**..... 7 vs. Kansas State (4/26/22)  
  
**Rallied from a 10-run deficit:**..... vs. North Dakota (Trailed 10-0, won 11-10) (3/30/10)  
**Rallied from a deficit of 7 runs/greater:**..... vs. Ohio State (Trailed 9-2, won 11-9) (5/22/21)  
**Rallied from a deficit of 6 runs/greater:**..... vs. Ohio State (Trailed 9-2, won 11-9) (5/22/21)  
**Rallied from a deficit of 5 runs/greater:** vs. South Alabama (Trailed 6-1, won 12-7) (3/10/24)  
  
**Was shut out – General:**..... at Iowa (8-0) (4/22/23)  
**Was shut out – At Home:**..... vs. Iowa (1-0) (4/29/22)  
**Was shut out – On the Road:**..... at Iowa (8-0) (4/22/23)  
  
**Held to 2 or fewer hits:**..... 2 vs. Iowa (4/29/22)  
  
**Swept a Conference Series:**..... at Northwestern (3-0) (3/29-31/24)  
**Were Swept in a Conference Series:**..... at Iowa (3-0) (4/21-23/23)  
**Were Swept in a Conference Series at Home:** Rutgers (0-3), April 8-10, 2022  
  
**Allowed 2 hits or less:**..... at Michigan (10 inn.) (4/7/23)  
**Walked 10+:**..... at Maryland (11) (5/7/23)  
**Walked 15+:**..... Wichita State (17) (3/18/16)  
  
**Struck out 15+ Batters:**..... vs. South Alabama (16 in 9 inn.) (3/10/24)  
**Struck out 30+ in a 3-Game Series:**..... vs. Ohio State (30) (4/5-7/24)  
  
**Walk-Off Win:**..... Griffin Everitt, 6-5 vs. Omaha (9 inn.) (3/14/22)  
**2-Straight Walk-Off Wins:**..... Pat Kelly (Illinois) & Tanner Lubach (Ohio St.) (3/17-21/14)  
  
**2-Straight Complete Games:**..... Chance Sinclair & Aaron Bummer (Ohio State) (4/4-5/14)  
**3-Straight Complete Games:**..... C. DeLeon, C. Sinclair & A. Bummer (Ohio St.), (4/4-6/14)  
  
**A Player Ejection:**..... Michael Pritchard vs. UC Irvine (DH 1) (3/15/14)  
**A Head Coach Ejection:**..... Will Bolt at Kansas (4/9/24)  
**An Assistant Coach Ejection:**..... Eric Newman vs. Kansas (4/20/08)  
  
**Turned a Triple Play:**..... vs. Northern Colorado (3/27/07)  
**Had a Triple Play Turned Against:**..... vs. Michigan State (5/13/17)  
  
**7 Errors in a Game:**..... vs. Kansas State (3/11/97)  
**6 Errors in a Game:**..... vs. Michigan (6) (5/25/19)  
**5 Errors in a Game:**..... vs. South Alabama (5) (3/10/24)  
  
**Scored in every inning (9 inn.):**..... vs. Texas Tech (W, 12-8) (5/23/02)  
**Lost a game without giving up an earned run:**..... vs. BYU (Lost 3-2) (4/25/22)

### LAST TIME A NEBRASKA OPPONENT HAD...

**4 Hits in a Game:**..... Matt Woods (5) at Maryland (5/7/23)  
**5 Hits in a Game:**..... Matt Woods (5) at Maryland (5/7/23)  
  
**7 RBI in a Game:**..... Nick Lorusso (8) at Maryland (5/7/23)  
  
**Hit for the Cycle:**..... Parker Coddou vs. Nicholls (3/19/23)  
  
**2 Home Runs:**..... Teddy Deters vs. Creighton (4/16/24)  
**3 Home Runs:**..... Jeff Larish at Arizona State (6/21/05)  
**3 Home Runs in a Series:**..... Nick Lorusso at Maryland (5/5-7/23)  
  
**A Grand Slam:**..... Teddy Deters vs. Creighton (4/16/24)  
**2 Grand Slams in a Game:**..... at Wichita State (3/2/18)  
**3 Grand Slams in a Series:**..... at Wichita State (3/2-4/18)  
  
**Back-to-Back Homers:**..... Z. Yorke/B. Ankeney at Grand Canyon (3rd inn.) (2/24/24)  
**Back-to-Back-to-Back Homers:**..... Michigan (5th inn.) (3/25/22)  
**Back-to-Back-to-Back-to-Back Homers:**..... Michigan (5th inn.) (3/25/22)  
**A Walk-Off Homer:**..... Eli Wilson at Minnesota (3/29/19)  
**Team Hit 9 HR in a Game:**..... at Missouri (4/1/98)  
  
**10+ Runs in an Inning:**..... Rutgers (10 in the 7th) (4/10/22)  
  
**20+ Hits in a Game:**..... at Maryland (20) (5/7/23)  
  
**Stole Home:**..... Bobby Whalen, at Indiana (4/23/22)  
  
**A One-Hitter:**..... Matt Smith, Oklahoma State (4/24/98)  
**A No-Hitter:**..... Jim Maddock, Missouri (13-0) (5/3/81)  
  
**A Complete Game (9 innings):**..... Adam Mazur, vs. Iowa (4/29/22)  
  
**10 Strikeouts in a Game:**..... Mason Marriott, vs. Baylor (2/16/24)  
  
**Walk-Off Win:**..... at Rutgers, 7-6 (RBI Single in 11th) (4/12/24)  
**Two Walk-Off Wins in a Series:**..... at Minnesota [Games 1 (HR) & 3 (WP)] (3/29-31/19)  
  
**7 Errors in a Game:**..... vs. Northwestern (7) (3/31/13)





0  
Cayden Brumbaugh  
RSo. • INF



1  
Riley Silva  
Jr. • OF



2  
Matt Evans  
Fr. • OF



4  
Joshua Overbeek  
Jr. • INF



5  
Josh Caron  
Jr. • C



6  
Dylan Hufft  
RSo. • INF



8  
Evan Borst  
Jr. • RHP



9  
Rhett Stokes  
Jr. • INF



10  
Ben Columbus  
Sr. • C



11  
Max Buettenback  
Fr. • C



12  
Cole Evans  
Sr. • OF



13  
Will Jesske  
Fr. • C



14  
Case Sanderson  
Fr. • INF



15  
Dylan Carey  
So. • INF



16  
Aaron Manias  
Jr. • INF




17  
Hayden Lewis  
RFr. • UTIL



18  
Garrett Anglim  
R Jr. • OF



19  
Kyle Perry  
Gr. • LHP



20  
Ty Horn  
Fr. • RHP



21  
Clay Bradford  
Sr. • OF



23  
Bryce Hughes  
R Jr. • INF



24  
Caleb Clark  
So. • LHP



25  
Drew Christo  
Jr. • RHP



26  
Kyle Froehlich  
Sr. • RHP



27  
Noah Madsen  
Fr. • RHP



28  
Bobby Olsen  
Gr. • RHP



30  
Will Walsh  
R Jr. • UTIL



32  
Tucker Timmerman  
Fr. • RHP



33  
Jackson Brockett  
Jr. • LHP



34  
Brett Sears  
Jr. • RHP



35  
Ryan Harrhill  
Fr. • RHP



36  
Grant Cleavinger  
So. • LHP



37  
Ian Regal  
Fr. • LHP



38  
Brooks Kneifl  
Fr. • LHP



39  
Carson Jasa  
Fr. • RHP




42  
Jalen Worthley  
So. • LHP



44  
Gabe Swansen  
Jr. • OF



45  
Casey Dais  
Jr. • RHP



48  
Rans Sanders  
Sr. • RHP



51  
Mason McConaughy  
So. • RHP



54  
Trey Frahm  
R Jr. • RHP



55  
Tyler Stone  
Jr. • INF



7  
Will Bolt  
Head Coach



29  
Rob Childress  
Assistant Coach



22  
Lance Harvell  
Assistant Coach



3  
Mike Sirianni  
Assistant Coach