



NEBRASKA[®] BASEBALL

3 CWS Appearances | 17 NCAA Regional Appearances | 12 Conference Champions
48 First-Team All-Americans | 107 MLB Draft Picks



2024 SCHEDULE/RESULTS

Overall Record	32-18
Big Ten Record	14-7
at Hawks Field	18-8
Road Games	13-8
Neutral Games	1-2
Streak	W2
Last 10 Games	5-5

Date	Opponent	Time (CT)/Result
2/16	vs. Baylor [^]	W, 4-1
2/17	vs. No. 21 Texas Tech [^]	L, 6-3
2/18	vs. Oklahoma [^]	L, 7-6
2/22	at Grand Canyon	W, 7-2
2/23	at Grand Canyon	W, 11-1
2/24	at Grand Canyon	L, 7-5
2/25	at Grand Canyon	W, 10-8
2/29	at College of Charleston	W, 6-5 (10)
3/1	at College of Charleston	CANCELED
3/2	at College of Charleston	W, 5-4
3/3	at College of Charleston	W, 5-3
3/8	SOUTH ALABAMA	L, 11-3
3/9	SOUTH ALABAMA	W, 13-2
3/10	SOUTH ALABAMA	W, 12-7
3/12	at Wichita State	W, 8-6
3/13	at Wichita State	L, 9-3
3/15	NICHOLLS	W, 7-6
3/16	NICHOLLS	W, 16-0
3/17	NICHOLLS	W, 11-4
3/19	OMAHA	W, 11-5
3/20	NORTH DAKOTA STATE	W, 3-1
3/22	NEW MEXICO STATE	W, 14-2
3/23	NEW MEXICO STATE	W, 2-1
3/24	NEW MEXICO STATE	CANCELED
3/26	at Kansas State	CANCELED
3/29	at Northwestern*	W, 5-2
3/30	at Northwestern*	W, 9-5
3/31	at Northwestern*	W, 8-7 (10)
4/2	at Creighton	L, 5-3
4/5	OHIO STATE*	W, 3-0
4/6	OHIO STATE*	W, 7-3
4/7	OHIO STATE*	L, 9-3
4/9	at Kansas	L, 13-11
4/12	at Rutgers*	L, 7-6 (11)
4/13	at Rutgers*	W, 16-1
4/14	at Rutgers*	L, 6-4
4/16	CREIGHTON	L, 6-4
4/19	MARYLAND*	W, 6-3
4/20	MARYLAND*	L, 11-2
4/21	MARYLAND*	W, 16-4 (7)
4/23	KANSAS	L, 9-4
4/26	IOWA*	W, 7-4
4/27	IOWA*	W, 12-2 (7)
4/28	IOWA*	L, 4-1
4/30	at Creighton	L, 9-5
5/1	KANSAS STATE	W, 8-0
5/3	at Minnesota*	W, 10-7
5/4	at Minnesota*	W, 7-3
5/5	at Minnesota*	L, 6-2
5/8	SOUTH DAKOTA STATE	L, 10-6
5/10	INDIANA*	L, 10-5
5/11	INDIANA*	W, 5-2 (10)
5/12	INDIANA*	W, 4-2
5/16	at Michigan State*	5:02 PM
5/17	at Michigan State*	4:02 PM
5/18	at Michigan State*	11:02 AM

Home games = Red all caps

* Big Ten games

[^] Shriners Children's College Showdown at
Globe Life Field

GAME 51-53 • NEBRASKA at MICHIGAN STATE • MAY 16-18

EAST LANSING, MICH. | MCLANE STADIUM AT KOBS FIELD



32-18
14-7 B1G



23-25
10-11 B1G

NEBRASKA HUSKERS

Ranking.....NR
Head Coach.....Will Bolt
Career Record129-93-1 (5th Year)
Record at Nebraska.....Same

MICHIGAN STATE SPARTANS

Ranking.....NR
Head Coach.....Jake Boss
Career Record464-413 (17th Year)
Record at Michigan State439-379 (16th Year)

MATCHUP AT A GLANCE

Nebraska		Michigan State
.290	BA	.294
1702	AB	1672
344	R	323
494	H	492
97	2B	91
7	3B	5
53	HR	46
313	RBI	290
.449	SLG%	.437
233	BB	222
421	SO	312
.395	OB%	.388
86-110	SB-ATT	55-71
4.38	ERA	6.50
16	SV	8
144	BB	220
424	SO	393
.244	BAA	.281
.975	FLD%	.967
46	E	58

SERIES HISTORY

All-Time Series: Nebraska leads, 18-10
Last Game: Nebraska, 4-0 in Omaha (5/26/23)
Win Streak: Nebraska, 3 games

NUMBERS TO KNOW

7 Brett Sears is one of seven Husker pitchers since 2000 to post double-digit quality starts in a single season, the first since Chance Sinclair (12) in 2014.

8 Josh Caron is one of eight catchers nationally this season with a .310-plus batting average and at least 24 extra-base hits and 52 runs driven in.

10 Mason McConnaughey set career highs in innings pitched (7.1) and strikeouts (10) last Saturday vs. Indiana, becoming the third Husker this season to post a 10+ strikeout effort.

30 Junior Riley Silva is the first Husker to steal 30-or-more bases in a single season since Jamal Strong (35) in 2000.

PROBABLE PITCHERS

NEBRASKA

Thursday: Brett Sears - RHP - Sr.

Stats: 7-0, 2.11 ERA, 13 GS, 85.1 IP, 15 BB, 83 K

Friday: Mason McConnaughey - RHP - So.

Stats: 6-3, 3.09 ERA, 14 APP, 55.1 IP, 19 BB, 65 K

Saturday: Jackson Brockett - LHP - Jr.

Stats: 2-0, 2.82 ERA, 9 APP, 22.1 IP, 6 BB, 20 K

MICHIGAN STATE

Thursday: Joseph Dzierwa - LHP - So.

Stats: 6-2, 3.86 ERA, 13 GS, 77.0 IP, 25 BB, 80 K

Friday: Nick Powers - LHP - Sr.

Stats: 6-4, 5.69 ERA, 13 GS, 74.1 IP, 18 BB, 59 K

Saturday: TBD

Stats: ---

GAME COVERAGE

THURSDAY, MAY 16

First Pitch: 5:02 PM CT

TV/Stream: B1G+

Radio: Huskers Radio Network

Live Stats: Huskers.com

FRIDAY, MAY 17

First Pitch: 4:02 PM CT

TV/Stream: BTN

Radio: Huskers Radio Network

Live Stats: Huskers.com

SATURDAY, MAY 18

First Pitch: 11:02 AM CT

TV/Stream: BTN

Radio: Huskers Radio Network

Live Stats: Huskers.com

QUICK FACTS

General Information

Location Lincoln, Neb.
 Population 298,126
 Enrollment 25,390
 Founded 1869
 Nickname Cornhuskers, Huskers
 Colors Scarlet and Cream
 Affiliation NCAA Division I
 Conference Big Ten
 Athletic Director Troy Dannen

Coaches and Staff

Head Coach Will Bolt
 Alma Mater Nebraska, 2003
 NEB Record 129-93-1 (5th Year)
 Career Record Same
 Assistant Coach Rob Childress
 Alma Mater Northwood, 1990
 Assistant Coach Lance Harvell
 Alma Mater Texas A&M, 2006
 Assistant Coach Mike Sirianni
 Alma Mater Arkansas State, 2006
 Dir. of Program Development Conor Behrens
 Strength Coach Bryce Siecko
 Athletic Trainer Tanner Fowler

Baseball History

Season of Nebraska Baseball in 2024 118th
 First Season of Nebraska Baseball 1889
 All-Time Record 2,357-1,720-18 (.577)
 All-Time Conference Record 923-856-2 (.516)
 All-Time NCAA Tournament Record .. 36-35 (.507)
 Conference Regular Season Titles 8
 Conference Tournament Titles 4
 NCAA Tournament Appearances 17
 Super Regionals Appearances 4
 College World Series Appearances 3
 All-America Certificates 114
 First-Team All-America Certificates 48
 Freshman All-America Certificates 36
 CoSIDA Academic All-Americans 21
 All-Big Ten Selections (Since 2012) 46
 Perfect Games Thrown 1 (1980)
 No-Hitters Thrown .. 10 (5 Ind., 4 Comb., 1 Perf. Game)
 Huskers Who Have Played in the MLB 39

Hawks Field at Haymarket Park

Capacity 8,486
 First Season 2002
 All-Time Record 426-173-1
 Playing Surface Kentucky Bluegrass
 Dimensions 335 (LL); 403 (LC); 395 (CF); 400 (RC); 325 (RL)

Team Information

Letterwinners Returning/Lost 13/20
 Position Starters Returning/Lost 4/4
 Pitchers Returning/Lost 8/12
 Newcomers 25 (11 Freshmen)
 Overall Record 32-18
 Big Ten Record 14-7

Communications Information

Baseball Contact Jared Meister
 Email jmeister@huskers.com
 Phone (402) 472-7781
 Fax (402) 472-2005
 Ticket Office ... 1-800-8 BIG RED or (402) 472-3111
 Ticket Website Huskers.com/Tickets
 Radio Huskers Radio Network

SEASON NOTES

Follow the Game

- Thursday's series opener can be seen on B1G+, while the games on Friday and Saturday will be broadcast live on BTN, with Connor Onion and Scott Pose on the call.
- Fans can also listen to Ben McLaughlin call the action this weekend on the Huskers Radio Network.
- Every game this season can be heard for free on Huskers.com and the Official Nebraska Huskers App for both iOS and android devices.

Nebraska vs. Michigan State

- Through 28 all-time meetings, Nebraska holds an 18-10 advantage over Michigan in the all-time series.
- The two teams last met in the Big Ten Tournament last season. Will Walsh pitched a complete-game four-hit shutout over the Spartans in a 4-0 win for the Huskers.
- Nebraska makes its first trip to East Lansing since the 2021 campaign, where the Big Red took two of three games over the Spartans.

Title Scenarios

- Nebraska enters the final weekend of the regular season in the race for the regular-season title, sitting one game back of Illinois in the team standings.

Nebraska Clinches Outright

- Nebraska wins three AND Illinois loses two.

Nebraska Clinches a Share - Scenario 1

- Nebraska wins three and Illinois loses one.

Nebraska Clinches a Share - Scenario 2

- Nebraska wins two and Illinois loses two.

Weekend Rotation

- Brett Sears is set to toe the rubber on Thursday night. Sears is 7-0 this season in 13 starts, posting a 2.11 ERA and 83 strikeouts in 85.1 innings, while holding opponents to a .176 hitting clip.
- Mason McConaughy takes the mound on Friday for his eighth start this season. The sophomore set career highs with 7.1 innings pitched and 10 strikeouts last Saturday vs. Indiana, becoming the third Husker to post a 10-plus strikeout effort this season.
- Jackson Brockett gets the nod for the second straight series finale on Saturday. Brockett is 2-0 with a 2.82 ERA this season, allowing just three hits and three earned runs in 17 innings over his last three starts.

Clark's Mid-Season Evolution on the Mound

- It's been a tale of two seasons in 2024 for Caleb Clark. After a slow start to the year, the southpaw has come on strong, providing key outings in crucial moments for the NU pitching staff in the last month.
- The sophomore has made nine outings since Nebraska's series at Rutgers in mid-April, allowing just eight earned runs in 18.2 innings for a 3.86 ERA.
- Clark has limited opposing hitters to a .179 hitting clip since making the change on the mound and has tallied 23 punchouts to eight walks.

Clark's Outings in 2024

APP	ERA	IP	H	R	ER	BB	K	Avg.
First 6	11.00	9.0	13	12	11	7	8	.342
Last 9	3.86	18.2	12	8	8	8	23	.179
Overall	6.18	27.2	25	20	19	15	31	.238

Middle-Third Production Boosting the Big Red

- Nebraska has been successful the second time through the lineup on the mound and in the batter's box, outscoring opponents 146-68 in the middle-third innings this season.
- The Huskers hold a 53-18 advantage in the fourth inning, while outscoring opponents 45-20 in the fifth inning and 48-30 in the sixth inning.
- The Husker offense is hitting .309 at the plate with 75 extra-base hits and 137 RBI in the fourth through sixth innings, while the NU pitching staff is limiting opponents to a .230 hitting clip and a 3.71 ERA in the middle-third innings.

Hitting

Innings	Avg.	AB	R	H	2B	3B	HR	RBI
1-3	.270	582	101	157	25	0	16	87
4-6	.309	596	146	184	50	5	20	137
7-9	.292	507	93	148	19	2	16	84
10+	.294	17	5	5	3	0	1	5
Overall	.290	1702	344	494	97	7	53	313

Pitching

Innings	ERA	IP	H	R	ER	BB	SO	AVG.
1-3	4.92	150	153	97	82	41	156	.260
4-6	3.71	150	127	68	62	44	130	.230
7-9	4.75	138.2	131	82	73	56	135	.244
10+	1.93	4.2	3	1	1	3	3	.188
Overall	4.38	443.1	414	248	216	144	424	.244

Efficient Running Game for NU Offense

- With 86 stolen bases on the season, the Big Red have recorded the most swipes in a season since compiling 90 steals in 2003.
- The Huskers have been stealing bases with high efficiency this season, recording the seventh-highest success rate by a Husker offense since 2000.

No.	Season (SB-SBA)	Pct.
1.	2001 (124-138)	89.9
2.	2017 (42-50)	84.0
3.	2021 (65-80)	81.3
4.	2018 (34-42)	81.0
5.	2023 (58-73)	79.5
6.	2002 (73-93)	78.5
7.	2024 (86-110)	78.2
8.	2000 (126-162)	77.8

Sanderson's Early Impact at Collegiate Level

- Freshman Case Sanderson leads the Huskers with a .356 batting average along with four doubles, a triple, two home runs and 17 RBI across 42 games, including 31 starts.
- The Nevada, Mo., native has reached base in 21 of his last 22 games and is hitting .359 (23-for-64) with six extra-base hits and eight RBI over that span.
- Sanderson has reached base at a .511 clip this season for the Huskers, which ranks 21st in the nation and second in the Big Ten.

Caron Named to Buster Posey Award Watch List

- Nebraska catcher Josh Caron was named to the Buster Posey National Collegiate Catcher of the Year Award Watch List, the Greater Wichita Area Sports Commission last month.
- Caron is hitting .311 at the plate for the Huskers with 14 doubles, a triple, nine home runs and 52 RBI.
- The junior is one of eight catchers nationally with a .310-plus batting average and at least 24 extra-base hits and 52 runs driven in this season.

Silva's Speed With Stolen Bases

- Riley Silva is one of seven D1 players to steal 30-plus bases and be caught three-or-fewer

times, joining K-State's Brendan Jones as the only Power Five players this season.

- Silva is the 10th NU player since 2000 to swipe at least 20 bases, and the first Husker to steal 30-or-more bases in a season since Jamal Strong (35) in 2000.

Player (Season)	SB
Jamal Strong (2000)	35
Riley Silva (2024)	30
John Cole (2001)	28
Adam Stern (2001)	27
Jeff Leise (2002)	25
Alex Gordon (2005)	23
Brice Matthews (2023)	20
Jake Meyers (2017)	20
Ryan Boldt (2016)	20
Jeff Leise (2003)	20

Silva Plunked Third-Most Times in Season

- Riley Silva has been hit by pitch 22 times this season, which is third-most in program history.
- Silva is two away from tying Corey Miller (1996) in second and six shy of the program record of 28 set by Daniel Bruce in 2002.

No.	Player (Season)	HBP
1.	Daniel Bruce (2002)	28
2.	Corey Miller (1996)	24
3.	Riley Silva (2024)	22
4.	Casey Burnham (2023)	21
	Kash Kalkowski (2013)	21
	Dave Crain (1995)	21
	Derek Dukart (1994)	21
8.	Four Huskers Tied	18

First Nine-Inning No-Hitter Since 1954

- Junior Jackson Brockett tossed the sixth individual no-hitter in Nebraska baseball history, and the first nine-inning no-hitter since 1954, in Nebraska's 8-0 win over Kansas State earlier this month at Hawks Field at Haymarket Park.
- With the no-hitter, Brockett was named the Big Ten's Pitcher of the Week and earned National Pitcher of the Week recognition from D1Baseball, Perfect Game and NCBWA.
- It marked NU's first individual no-hitter since 1981, when Anthony Kelley didn't allow a hit over seven innings against the Oklahoma Sooners. It was just the second ever nine-inning individual no-hitter, joining Richard Geier's no-hitter in 1954 against the Kansas Jayhawks.
- In his first start of the season, Brockett posted a career-high 12 strikeouts on 107 pitches which is the most punchouts by a Husker hurler since Will Walsh last season. The outing was the second complete-game shutout by a Nebraska pitcher this season, joining Brett Sears who tossed a two-hitter against Ohio State earlier this season.

Worthley, Daiss Holding Down the Husker Bullpen

- NU's set-up man, Jalen Worthley, is 3-0 with a 3.81 ERA and four saves across a bullpen-high 28.1 innings. The southpaw has made a team-high 10 multi-inning relief appearances for NU and punched out 27 batters while issuing just five walks.
- The Huskers' closer, Casey Daiss, leads the Big Red in saves (5) and boasts a 3.66 ERA across 19.2 innings of work. Daiss has held opponents scoreless in 14 of his 18 appearances this season for the Big Red.

Evans Belts First Walk-Off Homer Since 2016

- Cole Evans is hitting .282 this season with nine doubles, four home runs, and 36 RBI over a team-high 50 games played, including 43 starts.

- Evans' three-run walk-off homer last Saturday vs. Indiana was the first for the Huskers since Steven Reveles vs. Loyola Marymount on March 11, 2016.

- The Grand Island, Neb., native also delivered the go-ahead RBI double in the sixth inning on Sunday to power NU to a 4-2 victory.

Bats in the Nebraska Lineup

- Tyler Stone is batting .315 with eight home runs and 32 RBI for the Big Red, while Ben Columbus has posted a .310 average this season with four doubles, five home runs and 24 RBI.
- Dylan Carey has hits in 14 of his last 21 games and is tied for the team lead on the Big Red with 14 doubles, raising his batting average from .236 to .258 over that span.
- Rhett Stokes holds a .333 batting average with 10 doubles, a home run and 14 RBI, while Cole Evans is hitting .282 with nine doubles, four home runs, and 36 RBI.
- Rhett Stokes holds a .333 batting average with 10 doubles, a home run and 15 RBI, while Cayden Brumbaugh is hitting .320 with 11 doubles, three triples and 18 RBI.
- Garrett Anglim holds a .265 batting average this season with seven doubles, two homers and 22 RBI. Joshua Overbeek is batting .274 with eight extra-base hits, 17 RBI and 33 runs scored.

Huskers in the Pen

- Rans Sanders has a 4.05 ERA for the Huskers across 13.1 innings with a pair of saves, allowing six earned runs this season.
- Kyle Perry's 22 relief appearances lead all NU relievers as the senior is 1-2 with a 6.23 ERA and a career-high tying three saves.
- Evan Borst is limiting opponents to a .167 batting average (7-for-42) this season, posting 15 strikeouts over 12.0 innings of work.
- Kyle Froehlich has appeared in 17 games for the Huskers, punching out 17 batters while issuing five walks across 17.0 innings.

Rob Childress Pitching Factory

- Proven to be one of the nation's top pitching coaches at the collegiate level, Rob Childress has produced 24 All-Americans and 39 top-10 round draft picks in his 24 seasons directing the pitching at Nebraska and Texas A&M.
- Under his tutelage, 79 pitchers have been drafted or signed as free agents during his time with the Huskers and Aggies.
- Childress' pitching staffs have finished in the top-15 in the country in ERA eight times since 2000, including top-three finishes on three occasions. Five of his pitching staffs have finished in the top-25 nationally in strikeouts per nine innings since 2010, including four times in the top 10.

- In his first stint at Nebraska, the Huskers produced five of the top six single-season strikeout totals in school history, including a school-record 538 strikeouts in 2005, while issuing fewer than three walks per game in his final five seasons in Lincoln.

Category (25 Seasons with NEB/TAMU)	Stat
ERA	3.44
Strikeouts/9 inn.	7.61
Hits/9 inn.	8.1
Strikeout-to-Walk Ratio	2.7
Strikeouts/Season	489.1

Five Huskers Among the National Leaders

- As of May 15, five Huskers rank among the top 50 nationally in 17 individual offensive and pitching statistics.

Category	Value	B1G	NCAA
<u>Jackson Brockett</u>			
Complete Games	1	1st	42nd

Brett Sears

Complete Games	1	1st	42nd
Earned Run Average	2.11	1st	5th
Games Started	13	1st	17th
Hits Allowed/9 inn.	5.70	3rd	15th
Strikeout-to-Walk Ratio	5.53	1st	18th
Victories	7	1st	41st
WHIP	0.81	1st	1st
Walks Allowed/9 inn.	1.58	1st	20th

Riley Silva

Hit by Pitch	22	2nd	10th
Hit by Pitch/Game	0.45	2nd	15th
Sacrifice Bunts	15	1st	2nd
Sacrifice Bunts/Game	0.31	1st	2nd
Stolen Bases	30	1st	13th
Stolen Bases/Game	0.61	1st	15th

Case Sanderson

On-Base Percentage	.511	2nd	22nd
--------------------	------	-----	------

Cole Evans

Sacrifice Flies	6	1st	27th
-----------------	---	-----	------

Big Red Among the National Leaders

- Nebraska ranks among the Big Ten leaders and are top 50 nationally in nine statistical categories, including three in the top 10 as of May 15.

Category	Value	B1G	NCAA
Earned Run Average	4.38	1st	23rd
Hits Allowed/9 inn.	8.40	2nd	31st
Sacrifice Bunts	37	2nd	25th
Shutouts	3	2nd	44th
Stolen Bases	86	1st	35th
Stolen Bases/Game	1.72	1st	37th
Strikeout-to-Walk Ratio	2.94	1st	8th
WHIP	1.26	1st	7th
Walks Allowed/9 inn.	2.92	1st	3rd

Huskers by Month in 2024

	Feb.	March	April	May
Records	5-3	15-2	7-10	5-3
Runs	52	135	110	47
Runs/Game	6.5	7.9	6.5	5.9
Opp. Runs/Game	4.6	4.4	5.6	5.0
Hits	73	179	161	81
Hits/Game	9.1	10.5	9.5	10.1
ERA	3.89	3.82	5.40	4.00
Strikeouts	55	151	144	74
Strikeouts/Game	6.9	8.9	8.5	9.3

Stokes Makes History at Haymarket Park

- Junior Rhett Stokes had a hot start to his NU career in home games, becoming the first Husker in Haymarket Park history to post five consecutive three-hit games.
- The five-game streak surpassed the previous long of three games set by Michael Pritchard (2014) and Nick Jaros (2006).
- In the five-game span, Stokes hit a blistering 15-for-20 (.750) at the plate with four doubles, seven RBI and five runs scored.

The Canadian Connection

- Nebraska has bolstered its roster this season with six Canadian players, marking the third consecutive season with at least one player from

the Great White North on the NU roster.

- The Huskers are one of five programs nationally with at least five Canadians on the roster and have the third most, trailing Niagara and Canisius with 14 and nine, respectively.

School	# of Players
Niagara	14
Canisius	9
Nebraska	6
North Dakota State	6
Utah	5

JUCO Class Receives National Recognition

- The Huskers were recognized in October with the top-ranked JUCO class in JBB's Made it to Campus Junior College Class Rankings.
- It marked the second consecutive season with a top-10 JUCO class for Nebraska after last year's class finished ninth, behind the likes of Arkansas, Tennessee, Ole Miss and Arizona.
- The class features Evan Borst (RHP), Casey Daiss (RHP), Dylan Hufft (INF), Aaron Manias (INF), Mason McConaughy (RHP), Joshua Overbeek (INF), Riley Silva (OF), Rhett Stokes (INF) and Tyler Stone (INF).

Mining the Junior College Ranks

- Of the 42 Huskers on this year's team, 16 Huskers spent time playing at least one season at the junior college level at some time prior to arriving in Lincoln.
- Two players hail from Iowa Central CC, while Alvin CC, Barton County CC, Cisco College, Cloud County CC, Colby CC, College of Southern Nevada, Howard College, Iowa Western CC, Johnson County CC, New Mexico Military Institute, Parkland College, Pasco Hernandez JC and Wharton County JC all had one Husker come through their respective programs.

Stars in the Making

- Nebraska has nine players ranked in D1Baseball's Top MLB Draft Prospects and Impact Freshmen rankings in the Big Ten.

Top Big Ten Prospects - 2024 Draft Eligible

- Dylan Carey - No. 8
- Josh Caron - No. 18
- Gabe Swansen - No. 21
- Drew Christo - No. 22
- Riley Silva - No. 37

Top Big Ten Prospects - 2025 Draft Eligible

- Caleb Clark - No. 14

Top 25 Impact Freshmen List

- Tucker Timmerman - No. 12
- Case Sanderson - No. 15
- Ryan Harrahill - No. 19

Major League Family Ties

- Several members of the 2024 Husker roster have family members who have reached The Show or have heard their name called in the Major League Baseball draft.

Player	Relative	Organization
Brumbaugh	Cliff (Father)	Rangers/Rockies
Carey	Dave (Grandfather)	Expos
	Dan (Great Uncle)	Mets
	Scott Fries (Cousin)	Cubs
Cleavinger	Garrett (Brother)	Rays
Harrahill	Dwight Siebler (3rd Cousin)	Twins
Lewis	Peyton (Father)	Blue Jays

Big Red Family Connection

- Five Huskers on the NU roster have had at least one family member compete in a sport at Nebraska.
- Max Buettenback and Drew Christo have relatives who played on the gridiron for the Big Red, while Dylan Carey and Ryan Harrahill each have a family member who competed for the NU baseball program.
- Garrett Anglim's sister, Lauryn, is a member of the NU soccer program and helped the Huskers to their first Elite Eight appearance since 1999.

Player	Relative	Organization
Anglim	Lauryn (Sister)	Soccer
Buettenback	Ben (Father)	Football
	Matt Vrzal (Uncle)	Football
Carey	Scott Fries (Cousin)	Baseball
Christo	Monte (Father)	Football
Harrahill	Dwight Siebler (3rd Cousin)	Baseball

NU Among Most Improved P5 Programs in 2023

- Nebraska is one of 11 Power Five programs to record a win differential of +10 or better from 2022 to 2023.
- The Huskers saw a 10-win improvement and went 33-23-1 in 2023 after going 23-30 in 2022.

Team	2023	2022	Diff.
Boston College (ACC)	37	19	+18
Duke (ACC)	39	22	+17
Indiana (Big Ten)	43	27	+16
South Carolina (SEC)	42	27	+15
LSU (SEC)	54	40	+14
Wake Forest (ACC)	54	41	+13
Alabama (SEC)	43	31	+12
Florida (SEC)	54	42	+12
Virginia (ACC)	50	39	+11
Nebraska (Big Ten)	33	23	+10
Ohio State (Big Ten)	31	21	+10

Four Huskers Taken in 2023 MLB Draft

- The Huskers have had at least three players picked in the MLB Draft 10 times since 2010 after Brice Matthews, Max Anderson, Emmett Olson and Jace Kaminska had their names called in the 2023 MLB Draft.

- Last year's draft marked the fourth time in program history that the Huskers had at least four players picked in the top 10 rounds. The last time the Big Red had four Huskers go in the first 10 rounds was back in 2005.

- Matthews became the seventh first-round selection in NU history with the 28th overall pick by the Houston Astros. The NU junior was a Dick Howser Trophy semifinalist and second-team All-American by the NCBWA after batting .359 with 11 doubles, two triples, 20 home runs, 67 RBI and 61 runs scored in 2023.

- Anderson heard his name called with the 45th overall pick in the second round to become the fifth second-round selection in program history. The Omaha native was a semifinalist for the Golden Spikes Award and Dick Howser Trophy and a consensus second-team All-American by all media outlets after hitting .414 with 20 doubles, three triples, 21 home runs, 70 RBI and 51 runs scored in 2023.

- Olson was the third Husker to be taken, as he was the 110th overall pick by the Miami Marlins in the fourth round. The NU junior went 6-3 with a 4.50 ERA in 15 starts as the starter on Friday night for the Huskers. Olson compiled 80 strikeouts with 30 walks in 82 innings and held opponents to a .227 batting average.

- Kaminska was taken by the Colorado Rockies in the 10th round of the MLB Draft. The Wichita

State transfer went 7-3 with a 4.13 ERA in 14 starts for the Huskers. Kaminska totaled 57 strikeouts with 15 walks in 72 innings while holding opponents to a .235 hitting clip.

Harvell, Sirianni Recognized by D1Baseball

- Assistant coaches Lance Harvell and Mike Sirianni were recognized by D1Baseball as two of the "Top 100 Assistant Coaches on the Rise" in October of 2023.
- Nebraska is one of 20 programs nationally with at least two assistant coaches on the list, including one of three Big Ten programs.
- Entering his fifth season with the Huskers, Harvell coaches hitters and outfielders and serves as NU's third-base coach.
- Sirianni is in his first season with the Huskers after spending the previous four seasons as an assistant coach and recruiting coordinator at Wichita State.

Coaches at the Alma Mater

- Head coach Will Bolt is one of 54 DI coaches leading their alma mater this season. A member of Dave Van Horn's first recruiting class, Bolt was a four-year starter and team captain on Nebraska's 2001 and 2002 College World Series teams. He earned his bachelor's degree in communication studies in 2003 before earning his master's degree in 2006.


NU Among Nation's Best in Attendance

- Nebraska has led the Big Ten in attendance every season since joining the Big Ten in 2012 and ranks 10th nationally in average attendance in the last 12 seasons with 4,123 fans per game.
- The Big Red have ranked in the Top 20 in average attendance in each season since 2012, climbing as high as sixth in 2017 and 2021.
- The Huskers have finished in the top 15 in average attendance in every season since 2015, joining LSU, Ole Miss, Arkansas, South Carolina, Mississippi State, Texas and Florida as the only eight programs to accomplish the feat.

Team	Avg. Attendance Since 2012
1. LSU (SEC)	10,144
2. Ole Miss (SEC)	8,551
3. Arkansas (SEC)	8,282
4. Mississippi State (SEC)	7,881
5. South Carolina (SEC)	6,554
6. Texas (Big 12)	5,382
7. Texas A&M (SEC)	4,626
8. Florida State (ACC)	4,177
9. Clemson (ACC)	4,130
10. Nebraska	4,123

Hawks Field Celebrates 23rd Year in 2024

- The 2024 campaign marks Nebraska's 23rd year playing home games at Hawks Field at Haymarket Park. The Huskers moved to Hawks Field in 2002 after playing at Buck Beltzer Stadium for 23 years from 1979 to 2001.
- Nebraska enters 2024 with a 408-165-1 record at Hawks Field and hasn't had a losing season at home in each of the last 22 seasons.



N RIGHT-HANDED PITCHER

BRETT SEARS 34

BATS
RIGHT

THROWS
RIGHT

HEIGHT
6-0

WEIGHT
205

CLASS
SENIOR

HOMETOWN
WESTPHALIA, IOWA

PREVIOUS SCHOOL
IOWA CENTRAL CC

CAREER STATISTICS (2020-21 at Western Illinois)

Year	ERA	W	L	App	GS	CG	SHO	CBO	SV	IP	H	R	ER	BB	SO	2B	3B	HR	BF	B/Avg	WP	HBP	BK	SFA	SHA
2020	12.27	0	1	3	2	0	0	0	0	7.1	13	10	10	6	6	3	0	1	45	-	1	6	0	0	1
2021	5.91	2	4	8	8	1	1	1	0	42.2	52	32	28	22	25	17	0	2	202	-	2	3	1	2	2
2023	5.29	0	0	11	0	0	0	0	0	17.0	23	10	10	4	23	6	0	3	79	.324	3	3	0	1	0
2024	2.11	7	0	13	13	1	1	1	0	85.1	54	23	20	15	83	9	1	7	330	.176	1	7	1	1	0
TOTAL	4.02	9	5	35	23	2	2	2	0	152.1	142	75	68	47	137	35	1	13	656		7	19	2	4	3

SEASON HIGH

9.0 vs. Ohio State, 4/5/24

5 at Minnesota, 5/3/24

4 at Minnesota, 5/3/24

5 vs. Nicholls, 3/16/24

10 vs. Ohio State, 4/5/24

CATEGORY

Innings

Runs

Earned Runs

Walks

Strikeouts

CAREER HIGH

Same

10 vs. Oral Roberts, 4/2/21

10 vs. Oral Roberts, 4/2/21

5 (3x) last vs. Nicholls, 3/16/24

Same

2024 GAME-BY-GAME STATISTICS

Date	Opponent	GS	IP	H	R	ER	BB	SO	2B	3B	HR	WP	BK	HBP	IBB	Score	W-L	Sv	ERA	NP
Feb 16	vs Baylor	*	5.1	3	1	1	0	7	0	0	0	0	0	0	0	4-1	0-0	0	1.69	72
Feb 23	at Grand Canyon	*	6.0	2	0	0	1	7	0	0	0	0	0	1	0	11-1	1-0	0	0.79	90
Mar 02	at Charleston	*	6.0	2	2	2	1	7	0	0	1	1	0	0	0	5-4	1-0	0	1.56	91
Mar 09	SOUTH ALABAMA	*	8.0	4	2	2	0	7	2	0	1	0	0	0	0	13-2	2-0	0	1.78	88
Mar 16	NICHOLLS	*	6.0	3	0	0	5	6	0	0	0	0	1	0	0	16-0	3-0	0	1.44	108
Mar 22	NEW MEXICO ST	*	8.0	2	0	0	0	9	0	0	0	0	0	0	0	14-2	4-0	0	1.14	104
Mar 29	at Northwestern	*	7.0	6	2	2	2	4	1	0	1	0	0	2	0	5-2	5-0	0	1.36	96
Apr 05	OHIO STATE	*	9.0	2	0	0	0	10	0	0	0	0	0	0	0	3-0	6-0	0	1.14	115
Apr 12	at Rutgers	*	6.0	6	2	2	1	3	2	0	0	0	0	0	0	6-7	6-0	0	1.32	89
Apr 19	MARYLAND	*	7.0	7	3	3	2	8	1	0	1	0	0	0	0	6-3	7-0	0	1.58	98
Apr 26	IOWA	*	5.0	8	4	3	1	4	1	1	0	0	0	2	0	7-4	7-0	0	1.84	97
May 03	at Minnesota	*	5.0	6	5	4	2	5	1	0	2	0	0	1	0	10-7	7-0	0	2.18	81
May 10	INDIANA	*	7.0	3	2	1	0	6	1	0	1	0	0	1	0	5-10	7-0	0	2.11	107
Totals		13	85.1	54	23	20	15	83	9	1	7	1	1	7	0	105-43	7-0	0	2.11	-

Sears Twirls Two-Hit Complete-Game Shutout

• Brett Sears tossed a two-hit complete-game shutout to guide Nebraska to a 3-0 win over Ohio State on April 6.

• The senior punched out a career-high 10 batters without a walk, his fourth outing this season with seven-plus strikeouts and zero walks.

• Sears retired 14 of the first 16 batters he faced after working around a one-out single in the top of the fifth, and then set down the next 14 Buckeyes to preserve the complete-game shutout.

Sears Among National Leaders

Category	Value	B1G	NCAA
Complete Games	1	1st	42nd
Earned Run Average	2.11	1st	5th
Games Started	13	1st	16th
Hits Allowed/9 inn.	5.70	3rd	15th
Strikeout-to-Walk Ratio	5.53	1st	18th
Victories	7	1st	41st
WHIP	0.81	1st	1st
Walks Allowed/9 inn.	1.58	1st	20th

Honors & Awards

- » NCBWA National Pitcher of the Week (4/1-7)
- » Big Ten Pitcher of the Week (4/8)
- » Golden Spikes Award Midseason Watch List
- » D1 Baseball Midseason 2nd-Team All-American

Sears With Quality Starts

• The Westphalia, Iowa, native allowed two runs, one earned, on three hits to Indiana across seven innings last Friday to gather his 10th quality start of the year.

• Earlier this season, Sears' nine consecutive quality starts were the most by a Nebraska hurler since at least 1999, and the longest streak this season by any starting pitcher in Division I.

• The right-hander has punched out 83 batters with only 15 walks, posting a 5.53 strikeout-to-walk ratio over that span, which leads the Big Ten.

• Sears has allowed four-or-fewer hits in eight of his 13 outings, as opponents are hitting just .176 (54-for-307) against the senior.

Opponent	IP	H	ER	SO
at Grand Canyon	6.0	2	0	7
at College of Charleston	6.0	2	2	7
South Alabama	8.0	4	2	7
Nicholls	6.0	3	0	6
New Mexico State	8.0	2	0	9
at Northwestern	7.0	6	2	4
Ohio State	9.0	2	0	10
at Rutgers	6.0	6	2	3
Maryland	7.0	7	3	8
Indiana	7.0	3	1	6

10-Plus Quality Starts in a Season Since 2000

• Brett Sears is one of seven Husker pitchers since 2000 to post 10-plus quality starts in a season, and the first since Chance Sinclair (12) in 2014.

3rd NU Pitcher to Start 7-0 Since 1999

• Brett Sears is the third Nebraska pitcher since 1999 to start the season with a 7-0 record, chasing only Brian Duensing who finished a perfect 8-0 in 2005.

Pitcher	Record (Year)
Brian Duensing	8-0 (2005)
Tony Watson	7-0 (2006)
Brett Sears	7-0 (2024)

Sears Shines in Starting Role

• Brett Sears leads the nation in WHIP (0.81) and ranks among national leaders in hits allowed/9 inn. (5.70, 15th), allowing just 17 of his 54 hits to go for extra bases, walks allowed/9 inn. (1.58, 20th) and ERA (2.11, 5th).

• Nebraska is 11-2 this season in games that Sears has started, outscoring opponents 105-43 in those outings.

• Across 13 starts, Sears is 7-0 with a 2.11 ERA and is one of four starting pitchers in DI this season with 80-plus innings pitched, 80-plus strikeouts and 20 earned runs or fewer.

Pitcher (School)	IP	SO	ER
Ryan Johnson (Dallas Baptist)	90.1	137	18
Brett Sears (Nebraska)	85.1	83	20
Brooks Caple (Lamar)	83.1	88	20
Trey Yesavage (ECU)	80.1	132	19



N HEAD COACH WILL BOLT 7

One of the catalysts in Nebraska baseball's rise to national prominence in his playing days, Will Bolt returned to his alma mater as former athletic director Bill Moos named Bolt the 24th head coach of the Husker baseball program on June 14, 2019. He enters his third season at the helm in 2022.

Bolt captained the Huskers' first two College World Series teams in 2001 and 2002, and has 12 years of NCAA Division I coaching experience, having served in assistant coaching roles at Texas A&M and Nebraska. Bolt also spent four years as the head coach at Texarkana College.

Nebraska Head Coach

In 2023, the Huskers had four players picked in the first 10 rounds of the MLB Draft for the first time since 2005. Fueled by Second-Team All-American Max Anderson and first-round draft pick Brice Matthews, the Nebraska offense belted a school-record 97 home runs. Anderson became the first Husker since 2001 to hit above .400 at the plate with a .414 batting average while hitting the fifth-most homers in program history with 21 last season. Matthews became the first player in program history and second player all-time in the Big Ten to record 20 home runs and 20 stolen bases in a season.

The 2021 Big Ten Coach of the Year, Bolt guided Nebraska to its second Big Ten regular-season championship in 2021. The Huskers compiled a 34-14 record, including a 31-12 record in Big Ten play, with NU capturing the league crown by 3.5 games. Nebraska also advanced to its first regional final since 2007 while posting a 3-2 record in the NCAA Fayetteville Regional.

In addition to Bolt's coaching accolade, NU counted the Big Ten Player of the Year in Spencer Schwellenbach, the Big Ten Freshman of the Year in Max Anderson and four first-team All-Big Ten honorees -- its most since joining the league. Schwellenbach was also tabbed the John Olerud Two-Way Player of the Year and a first-team All-American, and Anderson picked up Freshman All-America recognition.

Three NU hurlers were selected in the 2021 MLB Draft, with Schwellenbach in the second round (59th overall) by the Atlanta Braves, Cade Povich going in the third round (98th overall) by the Minnesota Twins and Cam Wynne picked in the 20th round by the Philadelphia Phillies.

Bolt and his coaching staff have done impressive work in recruiting since their arrival in Lincoln. The Huskers' 15-member 2021 recruiting class, which included a trio of top-200 prospects, was ranked 20th by Perfect Game, 21st by Baseball America and 36th by Collegiate Baseball.

Nebraska's 2020 season -- Bolt's first at the helm -- was cut short due to the COVID-19 pandemic.

Texas A&M Assistant Coach

Bolt spent five seasons as an assistant coach at Texas A&M under former NU assistant Rob Childress. In that span, the Aggies went 219-98-1 (.690) with five straight NCAA Regional appearances, three Regional titles, an SEC Tournament title in 2016 and an appearance in the 2017 College World Series.

Bolt's primary functions on the Aggie staff included coordinating the offensive game, mentoring the infielders and serving as third base coach. The Aggies finished in the top-25 nationally in batting average twice under his tutelage, and finished in the top five of the SEC in hitting or runs scored in four of his five seasons with the Aggies. He tutored 12 hitters who were selected in the MLB Draft during his tenure in College Station, including six players selected in the top-10 rounds, and seven players who earned first- or second-team All-SEC honors.

In 2019, the Aggie offense was led by Braden Shewmake, who was the No. 21 overall selection in the Major League Baseball Draft by the Atlanta Braves. Shewmake hit .313 with six homers, 47 RBI and 45 runs scored en route to becoming the school's first MLB first-round pick since 2012. The Aggies won 39 games and reached the championship game of the Morgantown Regional.

In 2018, the Aggies went 40-22 and reached an NCAA Regional behind the emergence of Michael Helman, who finished 15th in the nation in hits (92), and logged a .369 batting average, .451 on-base percentage and 61 runs to rank in the top 50 nationally.

The Aggies made a run to the College World Series in 2017, finishing the season with a 41-23 mark behind the rise of Shewmake, who earned All-America honors and was named National Freshman of the Year and SEC Freshman of the Year after hitting .328 with 11 homers and 69 RBI.

Bolt guided a prolific Texas A&M offense to 49 runs and an SEC Tournament title in 2016, as the Aggies led the SEC in batting average, runs scored, hits, home runs, on-base percentage and slugging percentage while ranking in the top-25 nationally in seven categories, including hits (712, second), runs (471, ninth), batting average (.311, 15th), doubles (129, 20th), home runs (62, 22nd), slugging percentage (.467, 22nd) and scoring offense (7.2 runs per game, 23rd). The Aggies were led by All-American Boomer White, who hit .386 with five homers, 46 RBI and 49 runs scored while striking out just 16 times in 259 plate appearances en route to SEC Player-of-the-Year honors.

Bolt made an immediate impact for the Texas A&M offense in his first season, as the Aggies ranked second in the SEC in hitting (.299) and third in runs scored (6.6) during his first season in College Station. The Aggies opened the season with an SEC-record 24-game win streak on their way to a 50-

PLAYING CAREER

1999-02 Nebraska

COACHING CAREER

2005	Nebraska	Volunteer Assistant
2006-07	Texas A&M	Volunteer Assistant
2008-11	Texarkana College	Head Coach
2012-14	Nebraska	Assoc. Head Coach
2015-19	Texas A&M	Assistant Coach
2020-Pres.	Nebraska	Head Coach

YEAR-BY-YEAR COACHING RECORD

Yr.	Record	Pct.	Conf.	Postseason
2020	7-8	.467	-	-
2021	34-14	.708	31-12	NCAA Regional
2022	23-30	.434	10-14	-
2023	33-23-1	.588	15-9	
2024	32-18	.640	14-7	

COACHING HONORS

2021 Big Ten Coach of the Year

NCAA TOURNAMENTS

NEBRASKA

- » 2005 College World Series
- » 2014 NCAA Regional
- » 2021 NCAA Regional

TEXAS A&M

- » 2007 NCAA Super Regional
- » 2015 NCAA Super Regional
- » 2016 NCAA Super Regional
- » 2017 College World Series
- » 2018 NCAA Regional
- » 2019 NCAA Regional

CONFERENCE CHAMPIONSHIPS

NEBRASKA

- » 2021 Big Ten Regular Season Champions
- » 2005 Big 12 Regular Season Champions
- » 2005 Big 12 Tournament Champions

TEXAS A&M

- » 2007 Big 12 Tournament Champions
- » 2016 SEC Tournament Champions

win season and a Super Regional appearance. That year, the Aggies ranked among the national leaders in home runs (third, 70), hits (655, seventh), runs (424, 15th) and slugging percentage (.457, 15th).

Nebraska Associate Head Coach

Bolt was associate head coach for the Huskers from 2012 to 2014, serving under Darin Erstad. Bolt tutored four players to first-team All-Big Ten honors, including two-time selections Chad Christensen, Michael Pritchard and Pat Kelly.

Nebraska was one of the top offenses in the Big Ten during his final year in Lincoln in 2014, ranking 19th nationally in hits (623), 30th in triples (19) and 31st in batting average (.293) as Nebraska won 41 games and reached the NCAA Tournament for the first time since 2008. Nebraska's defense was also one of the best units in the country. With new starters at first base, third base, shortstop, left field and center field, the Huskers ranked 21st in the country with a .976 fielding percentage.

Under Bolt's watch in 2013, Nebraska's defense turned in its best performance in school history. The Huskers ranked second in the nation with a .981 fielding percentage, setting school and Big Ten records. The Husker offense improved under Bolt's tutelage in 2013, ranking in the top three in the Big Ten in eight offensive categories. In conference play, the Huskers led the conference in batting average (.335), on-base percentage (.401), runs (180), hits (307) and RBIs (159).

In Bolt's first season at Nebraska in 2012, he helped raise the team batting average by 45 points, as the Huskers ranked eighth nationally with a .315 clip as a squad. NU was eighth nationally in scoring offense, leading the Big Ten with 7.1 runs per game, while also topping the conference in homers (47), on-base percentage (.384) and runs scored (413). Pritchard, a third-team All-American, was one of six Husker hitters to earn all-conference recognition.

Texarkana College Head Coach

Before joining Erstad's staff, Bolt served four years as head coach at Texarkana College from 2008 to 2011. He led the Bulldogs to a pair of Region XIV championships during his four-year stint. Bolt guided the Bulldogs to back-to-back Region XIV championships (2009 and 2010) during a stretch of four straight Regional Tournament appearances and four 30-plus win seasons. Bolt, who was 140-82 (.631) at Texarkana, helped over 20 players sign with Division I schools.

Texas A&M Volunteer Assistant Coach

Bolt headed back to his home state in 2006 and spent two seasons as a volunteer assistant coach at Texas A&M. In 2007, he was on staff when the

Aggies advanced to the Super Regionals, while producing a 49-18 overall record and claiming the program's first Big 12 Tournament title. In College Station, Bolt specialized in infield work and helped tutor All-Americans Brandon Hicks and Blake Stouffer, who were each drafted in the first five rounds of the MLB Draft.

Nebraska Volunteer Assistant Coach

Bolt began his collegiate coaching career as a volunteer assistant at Nebraska in 2005, working with the Husker infielders and hitters. Behind National Player of the Year Alex Gordon, the Huskers compiled a school-record 57 wins and swept the Big 12 regular-season and Tournament championships. Nebraska finished the season with a then-school record .975 fielding percentage and included an infield that featured Gordon, first-team All-Big 12 performer Curtis Ledbetter and Joe Simokaitis, a second-team All-Big 12 pick.

Nebraska Playing Career

A member of Dave Van Horn's first recruiting class, Bolt was a four-year starter and team captain on Nebraska's 2001 and 2002 College World Series teams. The infielder played an instrumental role in helping Nebraska to four NCAA Regionals, three Super Regionals and back-to-back College World Series appearances.

Bolt was the Minneapolis Regional MVP as a sophomore, hitting .545 in three games to lead the Big Red to its first-ever NCAA Regional title. The following year, Bolt made one of the most memorable plays in school history, catching the final out of the 2001 Super Regional against Rice to send the Big Red to its first-ever College World Series.

Bolt finished his career holding six school records, including games played (251), games started (242), at-bats (922), hits (281), doubles (56) and assists (639). Bolt remains in the school's top five in several categories, including doubles (first, 56), games played (second, 251), assists (second, 639), hits (third, 281) and runs scored (fifth, 197).

Following his playing career, he began his coaching career as a graduate manager at Nebraska in 2004 before serving as head coach for the Parkville Sluggers (M.I.N.K. League) the following summer.

Personal

A native of Conroe, Texas, Bolt and his wife, Lauren, were married in July 2005. They have two sons, Jaxon and Austin, and one daughter, Bella. Bolt graduated from Nebraska in 2003 with a degree in communication studies before earning his master's degree in 2006. Lauren graduated from Nebraska in 2005 with a degree in journalism.

NEBRASKA IN 2024

	Overall	B1G
Overall	32-18	14-7
Home	18-8	8-4
Away	13-8	6-3
Neutral	1-2	0-0
Non-Conference	18-10	---
vs. Ranked Opponent	0-1	0-0
Day Games	19-8	9-5
Night Games	13-9	5-2
vs. Left-Handed Starter	11-8	5-4
vs. Right-Handed Starter	21-10	9-3
1-Run Games	5-2	1-1
2-Run Games	4-5	0-1
5+ Run Games	12-6	3-3
Extra Innings	3-1	2-1
Shutouts	2-0	1-0
Scoring 0-2 Runs	1-3	0-3
Scoring 3-5 Runs	8-11	4-3
Scoring 6-9 Runs	11-3	6-1
Scoring 10+ Runs	12-1	4-0
Opp. 0-2 Runs	15-0	6-0
Opp. 3-5 Runs	11-2	6-1
Opp. 6-9 Runs	6-11	2-4
Opp. 10+ Runs	0-5	0-2
Score in 1st Inning	11-5	4-0
Opp. Score in 1st Inning	10-9	6-5
Score First	20-7	7-2
Opp. Score First	12-11	7-5
After 6 Innings:		
Leading	23-4	10-1
Trailing	2-13	0-6
Tied	7-1	4-0
After 7 Innings:		
Leading	25-5	12-2
Trailing	2-12	0-5
Tied	3-1	0-0
After 8 Innings:		
Leading	25-5	10-2
Trailing	3-12	1-5
Tied	2-1	1-0
Hit 0 Home Runs	8-6	3-2
Hit 1 Home Run	15-9	6-5
Hit 2+ Home Runs	9-3	5-0
Opp. 0 Home Runs	16-2	4-1
Opp. 1 Home Run	12-3	7-0
Opp. 2+ Home Runs	4-13	3-6
Made 0 Errors	14-7	8-3
Made 1 Error	9-6	4-3
Made 2+ Errors	9-5	2-1
Opp. 0 Error	10-11	5-5
Opp. 1 Error	6-5	2-2
Opp. 2+ Errors	15-2	6-0
Out-Hit Opp.	24-1	11-1
Out-Hit by Opp.	5-15	1-5
Hits are tied	3-2	2-1

BY MONTH

February	5-3	0-0
March	15-2	3-0
April	7-10	7-6
May	5-3	4-2

BY DAY

Monday	0-0	0-0
Tuesday	2-5	0-0
Wednesday	2-2	0-0
Thursday	2-0	0-0
Friday	9-3	5-2
Saturday	10-3	6-1
Sunday	7-5	3-4

BY UNIFORM

Cream	6-1	3-1
White	5-3	3-1
Pinstripes	3-2	0-0
Grey	0-1	0-0
Red	18-11	8-5

COACHING STAFF



Will Bolt
Head Coach
Dugout



Lance Harvell
Assistant Coach
3rd Base/Dugout



Rob Childress
Assistant Coach
Mound Visits/Dugout



Mike Sirianni
Volunteer Assistant
1st Base/Dugout

2024 NEBRASKA BASEBALL ROSTER

No.	Player	Yr.	Pos.	Ht.	Wt.	B/T	Hometown / Previous School(s)
0	Cayden Brumbaugh	RSo.	INF	5-11	190	R/R	Edmond, Okla. / Sante Fe/ Oklahoma State
1	Riley Silva	Jr.	OF	6-0	180	L/R	Cambridge, Ontario / Barton County CC
2	Matt Evans	Fr.	OF	6-0	185	L/R	Tillsonburg, Ontario / Glendale
4	Joshua Overbeek	Jr.	INF	6-1	210	S/R	Cincinnati, Ohio / Anderson / Pitt / Cisco College
5	Josh Caron	Jr.	C	6-0	215	R/R	Sun Prairie, Wis. / Sun Prairie
6	Dylan Hufft	RSo.	INF	5-11	185	R/R	Parkville, Mo. / Park Hill / Kansas State / Johnson County CC
8	Evan Borst	Jr.	RHP	5-11	195	R/R	Des Moines, Iowa / Norwalk / Iowa Central CC
9	Rhett Stokes	Jr.	INF	5-10	190	R/R	Roswell, N.M. / Roswell / New Mexico Military Institute
10	Ben Columbus	Sr.	C	6-0	205	L/R	North Vancouver, B.C. / Sentinel Secondary School / Wharton County JC
11	Max Buettenback	Fr.	C	6-1	215	L/R	Lincoln, Neb. / Lincoln Southeast
12	Cole Evans	Sr.	OF	6-2	210	R/R	Grand Island, Neb. / Grand Island / Creighton / Parkland College
13	Will Jesske	Fr.	C/INF	6-1	215	R/R	Lincoln, Neb. / Lincoln Southeast
14	Case Sanderson	Fr.	OF	6-2	215	L/L	Nevada, Mo. / Nevada
15	Dylan Carey	So.	INF	6-3	210	R/R	Castle Rock, Colo. / Ponderosa
16	Aaron Manias	Jr.	INF	6-2	210	L/R	Uxbridge, Ontario / Howard College
17	Hayden Lewis	RFr.	UTIL	6-1	205	L/L	Yutan, Neb. / Yutan
18	Garrett Anglim	RJr.	OF	6-1	210	R/R	La Vista, Neb. / Papillion-La Vista
19	Kyle Perry	Gr.	LHP	6-0	200	L/L	Omaha, Neb. / Millard South
20	Ty Horn	Fr.	RHP	6-2	195	L/R	Halstead, Kan. / Eisenhower
21	Clay Bradford	Sr.	OF	6-3	215	L/L	Humble, Texas / Atascocita / Temple College / St. Mary's
23	Bryce Hughes	RJr.	INF	5-9	180	R/R	Channelview, Texas / Alvin CC
24	Caleb Clark	So.	LHP	6-2	205	L/L	Orillia, Ontario / Orillia Secondary School
25	Drew Christo	Jr.	RHP	6-5	235	R/R	Elkhorn, Neb. / Elkhorn
26	Kyle Froehlich	Sr.	RHP	6-0	200	L/R	Nipawin, Saskatchewan / L.P. Miller Comp. School / Colby CC / Northwestern St.
27	Noah Madsen	Fr.	RHP	6-2	210	R/R	Roseville, Calif. / Woodcreek
28	Bobby Olsen	Gr.	RHP	6-0	210	R/R	Powdersville, S.C. / Powdersville / Brown
30	Will Walsh	RJr.	UTIL	6-4	220	L/R	Leawood, Kan. / Rockhurst
32	Tucker Timmerman	Fr.	RHP	6-3	225	R/R	Beatrice, Neb. / Beatrice
33	Jackson Brockett	Jr.	LHP	6-1	205	L/L	Omaha, Neb. / Elkhorn South / Buford (Ga.)
34	Brett Sears	Sr.	RHP	6-0	205	R/R	Westphalia, Iowa / Harlan / Western Illinois / Iowa Central CC
35	Ryan Harrahill	Fr.	RHP	6-4	225	R/R	Elkhorn, Neb. / Elkhorn North
36	Grant Cleavinger	So.	LHP	6-5	225	L/L	Lawrence, Kan. / Lawrence / Tulane
37	Ian Regal	Fr.	LHP	6-2	195	L/L	Rochester, Minn. / Mayo
38	Brooks Kneifl	Fr.	LHP	6-1	210	L/L	Wayne, Neb. / Wayne
39	Carson Jasa	Fr.	RHP	6-7	230	R/R	Thornton, Colo. / Faith Christian Academy
42	Jalen Worthley	So.	LHP	5-10	180	L/L	Lincoln, Neb. / Lincoln East
44	Gabe Swansen	Jr.	OF	6-0	200	R/R	Johnston, Iowa / Johnston
45	Casey Daiss	Jr.	RHP	6-4	230	R/R	Webster, Fla. / Pasco Hernandez JC
48	Rans Sanders	Sr.	RHP	6-0	190	R/R	Grand Island, Neb. / Grand Island Northwest / Cloud County CC / Omaha
51	Mason McConnaughey	So.	RHP	6-3	225	R/R	Topeka, Kan. / Seaman / Cloud County CC
54	Trey Frahm	RJr.	RHP	6-0	240	R/R	Elkhorn, Neb. / Elkhorn / College of Southern Nevada
55	Tyler Stone	Jr.	INF	6-3	235	L/R	Scottsdale, Ariz. / Chaparral / Gonzaga / Iowa Western CC

COACHING & SUPPORT STAFF

7	Will Bolt	Head Coach
22	Lance Harvell	Assistant Coach
29	Rob Childress	Assistant Coach
3	Mike Sirianni	Assistant Coach
	Conor Behrens	Dir. of Program Development
	Renee Brinkman	Baseball Office Manager
	Bryce Siecko	Strength Coach
	Tanner Fowler	Athletic Trainer

PRONUNCIATIONS

Player	Pronunciation
Cayden Brumbaugh	Brum-baw
Josh Caron	Care-n
Max Buettenback	Bee-you-ten-back
Aaron Manias	Man-yes
Kyle Froehlich	Fray-lick
Grant Cleavinger	Clev-in-ger
Ian Regal	Ree-gul
Brooks Kneifl	Kuh-knife-ul
Carson Jasa	Yaw-saw
Casey Daiss	Dice
Rans Sanders	like fans
Trey Frahm	like mom

ROSTER BREAKDOWN BY CLASS

Graduate (2): Olsen, Perry
Senior (6): Bradford, Columbus, C. Evans, Froehlich, Sanders, Sears
R-Junior (4): Anglim, Frahm, Hughes, Walsh
Junior (11): Brockett, Borst, Caron, Christo, Daiss, Manias, Overbeek, Silva, Stokes, Stone, Swansen
R-Sophomore (2): Brumbaugh, Hufft
Sophomore (5): Carey, Clark, Cleavinger, McConnaughey, Worthley
R-Freshman (1): Lewis
Freshman (11): Buettenback, M. Evans, Harrahill, Horn, Jasa, Jesske, Kneifl, Madsen, Regal, Sanderson, Timmerman

ROSTER BREAKDOWN BY POSITION

Catcher (4): Buettenback, Caron, Columbus, Jesske
Infielder (9): Brumbaugh, Carey, Hufft, Hughes, Manias, Overbeek, Sanderson, Stokes, Stone
Outfielder (6): Anglim, Bradford, C. Evans, M. Evans, Silva, Swansen
Left-Handed Pitcher (7): Brockett, Clark, Cleavinger, Kneifl, Perry, Regal, Worthley
Right-Handed Pitcher (14): Borst, Christo, Daiss, Frahm, Froehlich, Harrahill, Horn, Jasa, Madsen, McConnaughey, Olson, Sanders, Sears, Timmerman
Utility Player (2): Lewis, Walsh

2024 BIG TEN STANDINGS (THROUGH MAY 14)

Team	Big Ten Record	Pct.	GB	Overall Record	Pct.	Streak
Illinois	15-6	0.714	-	30-17	0.638	W1
Nebraska	14-7	0.667	1	32-18	0.640	W2
Purdue	13-8	0.619	2	33-19	0.635	L2
Indiana	13-8	0.619	2	28-21-1	0.570	L2
Michigan	13-8	0.619	2	29-24	0.547	W3
Iowa	14-10	0.583	2.5	29-20	0.592	L1
Maryland	10-11	0.476	5	34-19	0.642	L1
Ohio State	10-11	0.476	5	26-23	0.531	L1
Michigan State	10-11	0.476	5	22-25	0.468	L2
Minnesota	9-12	0.429	6	23-22	0.511	W2
Penn State	9-12	0.429	6	23-23	0.500	L1
Rutgers	5-16	0.238	10	27-23	0.540	L1
Northwestern	3-18	.143	12	17-32	.347	W2

BIG TEN PLAYERS OF THE WEEK

Feb. 19	Player.....	Matt Maloney, Penn State
	Pitcher.....	Connor Foley, Indiana
	Freshman.....	Luke Gaffney, Purdue
Feb. 26	Player.....	Devin Taylor, Indiana
	Pitcher.....	Christian Coppola, Rutgers
	Freshman.....	Luke Gaffney, Purdue
March 4	Player.....	Drake Wescott, ILL/Nick Williams, MSU
	Pitcher.....	Mitch Voit, Michigan
	Freshman.....	Ryan McKay, Michigan State
March 11	Player.....	Rhett Stokes, Nebraska
	Pitcher.....	Cade Obermueller, Iowa
	Freshman.....	Kyle Remington, MINN/Luke Gaffney, Purdue
March 18	Player.....	Josh Kuroda-Grauer, Rutgers
	Pitcher.....	Kurt Barr, Michigan
	Freshman.....	Ty Doucette, Rutgers
March 25	Player.....	Drake Wescott, Illinois
	Pitcher.....	Justin Sinibaldi, Rutgers
	Freshman.....	Brayden Martin, Maryland
April 1	Player.....	Jacob Schroeder, Illinois
	Pitcher.....	Jacob Denner, Michigan
	Freshman.....	Jasen Oliver, Indiana
April 8	Player.....	Tyler Cerny, Indiana
	Pitcher.....	Brett Sears, Nebraska
	Freshman.....	Joey Brenzewski, Indiana
April 15	Player.....	Jacob Schroeder, Illinois
	Pitcher.....	Mason McConaughy, Nebraska
	Freshman.....	Luke Gaffney, Purdue
April 22	Player.....	Connor Milton, Illinois
	Pitcher.....	Brody Brecht, Iowa/Jacob Denner, MICH
	Freshman.....	Luke Gaffney, Purdue
April 29	Player.....	Hunter Rosson, OSU/Connor Caskenette, PUR
	Pitcher.....	Brody Brecht, Iowa
	Freshman.....	Will Whelan, Minnesota
May 6	Player.....	Jack Frank, Michigan State
	Pitcher.....	Jackson Brockett, Nebraska
	Freshman.....	Ryan McKay, Michigan State
May 13	Player.....	Ike Mezzenga, Minnesota
	Pitcher.....	Jordan Morales, Purdue
	Freshman.....	Collin Priest, Michigan
May 20	Player.....	
	Pitcher.....	
	Freshman.....	

RPI RANKINGS (THROUGH MAY 13)

Rank	Team	Record	Road	Neutral	Home	Non-DI
30.	Nebraska	32-18	13-8	1-2	18-8	0-0
35.	Maryland	34-19	19-14	1-1	14-4	0-0
56.	Indiana	28-21	11-8	2-3	15-10	0-0
58.	Illinois	30-17	5-10	5-4	20-3	0-0
66.	Rutgers	27-23	15-16	0-0	12-7	0-0
68.	Purdue	32-19	9-7	8-2	15-10	1-0
72.	Ohio State	26-23	9-14	4-1	13-8	0-0
86.	Michigan	28-24	8-10	2-6	18-8	0-0
92.	Iowa	27-20	7-12	2-4	18-4	2-0
105.	Michigan State	22-25	6-8	5-9	11-8	0-0
117.	Minnesota	22-22	10-11	3-4	9-7	1-0
135.	Northwestern	16-32	10-23	0-0	6-9	0-0
143.	Penn State	23-22	7-12	5-2	11-8	0-0

2024 BIG TEN PRESEASON COACHES POLL

Rank	Team	2023 Overall Record (Big Ten Finish)
1.	Iowa	44-16 (3rd)
2.	Indiana	43-20 (2nd)
3.	Maryland	42-21 (1st)
4.	Rutgers	33-23 (5th)
5.	Nebraska	33-23-1 (4th)
6.	Michigan	28-28 (6th)

2024 BIG TEN PRESEASON HONORS LIST

Player	Pos.	Yr.	School
Jack Crowder	RHP	Jr.	Illinois
Ryan Moerman	OF	Jr.	Illinois
Logan Tabeling	RHP	Sr.	Illinois
Connor Foley	RHP	So.	Indiana
Devin Taylor	OF	So.	Indiana
Brock Tibbits	C	Jr.	Indiana
Brody Brecht	RHP	Jr.	Iowa
Marcus Morgan	RHP	Jr.	Iowa
Sam Petersen	OF	Jr.	Iowa
Alex Calarco	C/DH	Jr.	Maryland
Chris Hacopian	3B	Fr.	Maryland
Sam Hojnar	2B	Sr.	Maryland
Jonathan Kim	CF	So.	Michigan
Dylan Vigue	RHP	Fr.	Michigan
Mitch Voit	RHP/1B	So.	Michigan
Joseph Dzierwa	LHP	So.	Michigan State
Jack Frank	OF	Sr.	Michigan State
Nick Powers	LHP	Sr.	Michigan State
Brady Counsell	2B	Jr.	Minnesota
Weber Neels	C/1B	So.	Minnesota
Connor Wietgreffe	LHP	Jr.	Minnesota
Dylan Carey	SS	So.	Nebraska
Gabe Swansen	OF	Jr.	Nebraska
Will Walsh	UTIL	Jr.	Nebraska
Tyler Ganus	OF	Gr.	Northwestern
Owen McElpatrick	INF	So.	Northwestern
Garrett Shearer	RHP	Fr.	Northwestern
Landon Beidelschies	LHP	So.	Ohio State
Gavin Bruni	LHP	Jr.	Ohio State
Henry Kaczmar	SS	So.	Ohio State
Adam Cecere	OF	Gr.	Penn State
J.T. Marr	C	Gr.	Penn State
Bryce Molinaro	INF	So.	Penn State
Mike Bolton Jr.	OF	5th	Purdue
Connor Caskenette	C	Sr.	Purdue
Couper Cornblum	OF	Sr.	Purdue
Christian Coppola	RHP	So.	Rutgers
Josh Kuroda-Grauer	SS	Jr.	Rutgers
Tony Santa Maria	3B	So.	Rutgers

GAME-BY-GAME STARTERS BY POSITION

Opponent	C	1B	2B	3B	SS	LF	CF	RF	DH	SP
vs. Baylor	Caron	Stone	Brumbaugh	Overbeek	Carey	Swansen	Silva	C. Evans	Sanderson	Sears
vs. Texas Tech	Caron	Stone	Brumbaugh	Overbeek	Carey	Swansen	Silva	Anglim	Sanderson	Walsh
vs. Oklahoma	Caron	Stone	Brumbaugh	Overbeek	Carey	Swansen	Silva	C. Evans	Bradford	Clark
at Grand Canyon	Caron	Stone	Brumbaugh	Columbus	Carey	Swansen	Silva	Anglim	Sanderson	Christo
at Grand Canyon	Caron	Stone	Brumbaugh	Stokes	Carey	Swansen	Silva	Anglim	Sanderson	Sears
at Grand Canyon	Caron	Stone	Brumbaugh	Hufft	Carey	C. Evans	Silva	Anglim	Buettenback	Walsh
at Grand Canyon	Columbus	Stone	Brumbaugh	Stokes	Carey	C. Evans	Silva	Anglim	Caron	Clark
at Charleston	Caron	Walsh	Brumbaugh	Stokes	Carey	Swansen	Silva	C. Evans	Jesske	Christo
at Charleston	Caron	Stone	Stokes	Columbus	Carey	Anglim	Silva	C. Evans	Brumbaugh	Sears
at Charleston	Caron	Stone	Jesske	Stokes	Carey	Swansen	Silva	C. Evans	Brumbaugh	Walsh
South Alabama	Caron	Stone	Hufft	Stokes	Carey	C. Evans	Silva	Swansen	Brumbaugh	Christo
South Alabama	Caron	Stone	Jesske	Stokes	Carey	Anglim	Silva	C. Evans	Sanderson	Sears
South Alabama	Caron	Stone	Columbus	Stokes	Carey	Anglim	Silva	Bradford	Sanderson	Horn
at Wichita State	Columbus	Stone	Hufft	Stokes	Carey	Anglim	Silva	C. Evans	Bradford	Walsh
at Wichita State	Caron	Stone	Stokes	Overbeek	Carey	Bradford	Anglim	C. Evans	Brumbaugh	Harrahill
Nicholls	Caron	Stone	Stokes	Overbeek	Carey	C. Evans	Silva	Bradford	Brumbaugh	Christo
Nicholls	Caron	Walsh	Stokes	Overbeek	Carey	C. Evans	Silva	Anglim	Brumbaugh	Sears
Nicholls	Caron	Walsh	Stokes	Overbeek	Hufft	C. Evans	Silva	Swansen	Brumbaugh	Horn
Omaha	Caron	Walsh	Stokes	Overbeek	Carey	C. Evans	Silva	Anglim	Bradford	McConnaughey
North Dakota	Columbus	Stone	Stokes	Overbeek	Carey	Anglim	Silva	Swansen	Sanderson	Walsh
New Mexico State	Caron	Walsh	Stokes	Overbeek	Carey	Anglim	Silva	C. Evans	Brumbaugh	Sears
New Mexico State	Caron	Stone	Stokes	Overbeek	Carey	Anglim	Silva	C. Evans	Sanderson	Christo
at Northwestern	Caron	Walsh	Stokes	Overbeek	Carey	Anglim	Silva	C. Evans	Brumbaugh	Sears
at Northwestern	Caron	Stone	Stokes	Overbeek	Carey	Anglim	Silva	C. Evans	Sanderson	Christo
at Northwestern	Caron	Stone	Stokes	Overbeek	Carey	Anglim	Silva	C. Evans	Sanderson	McConnaughey
at Creighton	Caron	Stone	Stokes	Overbeek	Carey	Anglim	Silva	C. Evans	Sanderson	Walsh
Ohio State	Caron	Walsh	Stokes	Overbeek	Carey	Anglim	Silva	C. Evans	Brumbaugh	Sears
Ohio State	Caron	Stone	Stokes	Overbeek	Carey	Swansen	Silva	C. Evans	Brumbaugh	McConnaughey
Ohio State	Caron	Stone	Stokes	Overbeek	Carey	C. Evans	Silva	Sanderson	Brumbaugh	Christo
Kansas	Columbus	Stone	Hufft	Overbeek	Carey	Sanderson	Silva	C. Evans	Caron	Horn
at Rutgers	Caron	Walsh	Brumbaugh	Overbeek	Carey	Swansen	Silva	C. Evans	Sanderson	Sears
at Rutgers	Caron	Columbus	Brumbaugh	Overbeek	Carey	Swansen	Silva	C. Evans	Sanderson	McConnaughey
at Rutgers	Columbus	Sanderson	Brumbaugh	Overbeek	Carey	Anglim	Silva	C. Evans	Caron	Christo
Creighton	Caron	Columbus	Brumbaugh	Stokes	Carey	Swansen	Silva	C. Evans	Sanderson	Clark
Maryland	Caron	Columbus	Brumbaugh	Overbeek	Carey	C. Evans	Silva	Sanderson	Bradford	Sears
Maryland	Caron	Columbus	Brumbaugh	Stokes	Carey	Anglim	Silva	E. Evans	Walsh	McConnaughey
Maryland	Caron	Columbus	Brumbaugh	Overbeek	Carey	C. Evans	Silva	Sanderson	Stone	Walsh
Kansas	Caron	Stone	Brumbaugh	Overbeek	Carey	Anglim	Silva	C. Evans	Columbus	Christo
Iowa	Caron	Stone	Brumbaugh	Overbeek	Carey	C. Evans	Silva	Sanderson	Columbus	Sears
Iowa	Caron	Stone	Stokes	Overbeek	Carey	C. Evans	Silva	Sanderson	Columbus	McConnaughey
Iowa	Caron	Stone	Stokes	Overbeek	Carey	C. Evans	Silva	Sanderson	Columbus	Walsh
at Creighton	Caron	Stone	Stokes	Overbeek	Carey	Bradford	Silva	C. Evans	Sanderson	Horn
Kansas State	Columbus	Stone	Stokes	Overbeek	Carey	Anglim	Silva	Sanderson	Caron	Brockett
at Minnesota	Caron	Columbus	Stokes	Overbeek	Carey	C. Evans	Silva	Sanderson	Stone	Sears
at Minnesota	Caron	Columbus	Stokes	Overbeek	Carey	C. Evans	Silva	Sanderson	Stone	McConnaughey
at Minnesota	Caron	Columbus	Stokes	Overbeek	Carey	C. Evans	Silva	Sanderson	Stone	Walsh
South Dakota State	Columbus	Stone	Stokes	Overbeek	Carey	Anglim	Silva	Sanderson	Bradford	Brockett
Indiana	Caron	Columbus	Brumbaugh	Overbeek	Carey	C. Evans	Silva	Sanderson	Swansen	Sears
Indiana	Caron	Stone	Brumbaugh	Overbeek	Carey	C. Evans	Silva	Sanderson	Columbus	McConnaughey
Indiana	Caron	Stone	Stokes	Overbeek	Carey	C. Evans	Silva	Sanderson	Swansen	Brockett

GAME-BY-GAME STARTING LINEUPS

Opponent	1	2	3	4	5	6	7	8	9
vs. Baylor	Brumbaugh	Overbeek	Carey	Caron	Stone	Swansen	Sanderson	C. Evans	Silva
vs. Texas Tech	Brumbaugh	Overbeek	Carey	Caron	Stone	Swansen	Sanderson	Anglim	Silva
vs. Oklahoma	Brumbaugh	Overbeek	Carey	Caron	Stone	Swansen	Bradford	C. Evans	Silva
at Grand Canyon	Brumbaugh	Silva	Carey	Caron	Stone	Swansen	Sanderson	Anglim	Columbus
at Grand Canyon	Brumbaugh	Silva	Carey	Caron	Stone	Swansen	Sanders	Anglim	Stokes
at Grand Canyon	Brumbaugh	Silva	Carey	Caron	Stone	Anglim	Buettenback	C. Evans	Hufft
at Grand Canyon	Brumbaugh	Silva	Carey	Caron	Stone	Anglim	Columbus	C. Evans	Stokes
at Charleston	Brumbaugh	Silva	Carey	Caron	Jesske	Swansen	C. Evans	Walsh	Stokes
at Charleston	Brumbaugh	Silva	Caron	Stone	C. Evans	Carey	Columbus	Anglim	Stokes
at Charleston	Brumbaugh	Silva	Caron	Stone	C. Evans	Carey	Jesske	Swansen	Stokes
South Alabama	Brumbaugh	Silva	Carey	Stone	Caron	C. Evans	Swansen	Stokes	Hufft
South Alabama	Silva	Jesske	Carey	Stone	Caron	C. Evans	Sanderson	Anglim	Stokes
South Alabama	Silva	Sanderson	Caron	Stone	Bradford	Anglim	Columbus	Carey	Stokes
at Wichita State	Stokes	Silva	C. Evans	Stone	Anglim	Bradford	Carey	Columbus	Hufft
at Wichita State	Brumbaugh	Overbeek	C. Evans	Stone	Caron	Bradford	Anglim	Carey	Stokes
Nicholls	Brumbaugh	Silva	Overbeek	C. Evans	Stone	Caron	Bradford	Carey	Stokes
Nicholls	Brumbaugh	Silva	Overbeek	C. Evans	Caron	Anglim	Walsh	Carey	Stokes
Nicholls	Brumbaugh	Silva	Overbeek	C. Evans	Caron	Walsh	Swansen	Stokes	Hufft
Omaha	Bradford	Silva	Overbeek	C. Evans	Caron	Walsh	Anglim	Stokes	Carey
North Dakota State	Overbeek	Silva	Sanderson	Stone	Anglim	Swansen	Columbus	Stokes	Carey
New Mexico State	Brumbaugh	Silva	C. Evans	Caron	Anglim	Walsh	Overbeek	Stokes	Carey
New Mexico State	Sanderson	Overbeek	C. Evans	Caron	Stone	Anglim	Silva	Stokes	Carey
at Northwestern	Brumbaugh	Silva	C. Evans	Caron	Anglim	Walsh	Overbeek	Carey	Stokes
at Northwestern	Sanderson	Silva	C. Evans	Stone	Caron	Anglim	Overbeek	Carey	Stokes
at Northwestern	Sanderson	Silva	C. Evans	Stone	Caron	Anglim	Overbeek	Carey	Stokes
at Creighton	Sanderson	Silva	C. Evans	Stone	Caron	Anglim	Overbeek	Carey	Stokes
Ohio State	Brumbaugh	Silva	C. Evans	Caron	Anglim	Walsh	Overbeek	Carey	Stokes
Ohio State	Brumbaugh	Silva	C. Evans	Stone	Caron	Swansen	Overbeek	Carey	Stokes
Ohio State	Brumbaugh	Silva	Sanderson	C. Evans	Stone	Caron	Overbeek	Carey	Stokes
at Kansas	Overbeek	Silva	C. Evans	Sanderson	Caron	Stone	Carey	Columbus	Hufft
at Rutgers	Brumbaugh	Overbeek	C. Evans	Sanderson	Caron	Swansen	Walsh	Carey	Silva
at Rutgers	Brumbaugh	Overbeek	C. Evans	Sanderson	Caron	Swansen	Columbus	Carey	Silva
at Rutgers	Brumbaugh	Overbeek	C. Evans	Sanderson	Caron	Columbus	Anglim	Carey	Silva
Creighton	Brumbaugh	Carey	Sanderson	Caron	C. Evans	Columbus	Swansen	Stokes	Silva
Maryland	Brumbaugh	Silva	C. Evans	Sanderson	Caron	Columbus	Carey	Bradford	Overbeek
Maryland	Brumbaugh	Silva	C. Evans	Caron	Anglim	Columbus	Walsh	Carey	Stokes
Maryland	Brumbaugh	Silva	Columbus	Stone	Caron	Sanderson	C. Evans	Carey	Overbeek
Kansas	Brumbaugh	Silva	Columbus	Caron	Stone	C. Evans	Anglim	Carey	Overbeek
Iowa	Brumbaugh	Silva	Columbus	Stone	Caron	Sanderson	C. Evans	Carey	Overbeek
Iowa	Sanderson	Silva	Stone	Caron	Columbus	C. Evans	Carey	Overbeek	Stokes
Iowa	Sanderson	Silva	Stone	Caron	Columbus	C. Evans	Carey	Overbeek	Stokes
at Creighton	Overbeek	Silva	Stone	Caron	Sanderson	C. Evans	Bradford	Carey	Stokes
Kansas State	Overbeek	Silva	Stone	Caron	Sanderson	Anglim	Columbus	Carey	Stokes
at Minnesota	Overbeek	Silva	Caron	Stone	Columbus	C. Evans	Sanderson	Carey	Stokes
at Minnesota	Overbeek	Silva	Caron	Stone	Columbus	C. Evans	Sanderson	Carey	Stokes
at Minnesota	Overbeek	Silva	Caron	Stone	Columbus	C. Evans	Sanderson	Carey	Stokes
South Dakota State	Overbeek	Sanderson	Columbus	Stone	Carey	Bradford	Anglim	Silva	Stokes
Indiana	Brumbaugh	Sanderson	Caron	Columbus	C. Evans	Swansen	Carey	Silva	Overbeek
Indiana	Brumbaugh	Sanderson	Caron	Stone	Columbus	C. Evans	Carey	Silva	Overbeek
Indiana	Overbeek	Sanderson	Caron	Swansen	Stone	C. Evans	Carey	Silva	Stokes

OVERALL RECORD: 32-18

BIG: 14-7 | Home: 18-8 | Away: 13-8 | Neutral: 1-2

Date	Opponent	W/L	Score	Overall	Big Ten	Pitcher of Record	Att.	Time
2/16	vs. Baylor	W	4-1	1-0	0-0	Timmerman, T. (1-0)	10,992	2:40
2/17	vs. No. 21 Texas Tech	L	6-3	1-1	0-0	McConnaughey, M. (0-1)	13,991	3:10
2/18	vs. Oklahoma	L	7-6	1-2	0-0	Daiss, C. (0-1)	10,977	3:22
2/22	at Grand Canyon	W	7-2	2-2	0-0	Christo, D. (1-0)	2,437	2:27
2/23	at Grand Canyon	W	11-1	3-2	0-0	Sears, B. (1-0)	2,531	2:33
2/24	at Grand Canyon	L	7-5	3-3	0-0	McConnaughey, M. (0-2)	2,952	2:15
2/25	at Grand Canyon	W	10-8	4-3	0-0	Worthley, J. (1-0)	2,724	2:58
2/29	at College of Charleston	W	6-5 (10)	5-3	0-0	Borst, E. (1-0)	558	2:45
3/2	at College of Charleston	W	5-4	6-3	0-0	Horn, T. (1-0)	849	2:26
3/3	at College of Charleston	W	5-3	7-3	0-0	Timmerman, T. (2-0)	812	2:39
3/8	South Alabama	L	11-3	7-4	0-0	Christo, D. (1-1)	4284	2:28
3/9	South Alabama	W	13-2	8-4	0-0	Sears, B. (2-0)	4955	2:14
3/10	South Alabama	W	12-7	9-4	0-0	McConnaughey, M. (1-2)	4953	3:12
3/12	at Wichita State	W	8-6	10-4	0-0	Walsh, W. (1-0)	2259	3:11
3/13	at Wichita State	L	9-3	10-5	0-0	Harrahill, R. (0-1)	2060	2:36
3/15	Nicholls	W	7-6	11-5	0-0	Borst, E. (2-0)	4268	3:15
3/16	Nicholls	W	16-0	12-5	0-0	Sears, B. (3-0)	4658	2:48
3/17	Nicholls	W	11-4	13-5	0-0	Brockett, J. (1-0)	4186	3:06
3/19	Omaha	W	11-5	14-5	0-0	McConnaughey, M. (2-2)	4668	3:15
3/20	North Dakota State	W	3-1	15-5	0-0	Walsh, W. (2-0)	3991	2:34
3/22	New Mexico State	W	14-2	16-5	0-0	Sears, B. (4-0)	4072	2:36
3/23	New Mexico State	W	2-1	17-5	0-0	Worthley, J. (2-0)	4201	2:44
3/29	at Northwestern	W	5-2	18-5	1-0	Sears, B. (5-0)	386	2:31
3/30	at Northwestern	W	9-5	19-5	2-0	Walsh, W. (3-0)	430	2:39
3/31	at Northwestern	W	8-7 (10)	20-5	3-0	Perry, K. (1-0)	321	2:57
4/2	at Creighton	L	5-3	20-6	3-0	Walsh, W. (3-1)	4003	3:03
4/5	Ohio State	W	3-0	21-6	4-0	Sears, B. (6-0)	5670	2:07
4/6	Ohio State	W	7-3	22-6	5-0	McConnaughey, M. (3-2)	5651	2:26
4/7	Ohio State	L	9-3	22-7	5-1	Christo, D. (1-2)	4972	3:01
4/9	at Kansas	L	13-11	22-8	5-1	Froehlich, K. (0-1)	1459	2:55
4/12	at Rutgers	L	7-6 (11)	22-9	5-2	Sanders, R. (0-1)	669	3:13
4/13	at Rutgers	W	16-1	23-9	6-2	McConnaughey, M. (4-2)	619	2:41
4/14	at Rutgers	L	6-4	23-10	6-3	Walsh, W. (3-2)	744	2:58
4/16	Creighton	L	6-4	23-11	6-3	Perry, K. (1-1)	5209	2:35
4/19	Maryland	W	6-3	24-11	7-3	Sears, B. (7-0)	5277	2:32
4/20	Maryland	L	11-2	24-12	7-4	McConnaughey, M. (4-3)	5734	2:46
4/21	Maryland	W	16-4 (7)	25-12	8-4	Walsh, W. (4-2)	5601	2:39
4/23	Kansas	L	9-4	25-13	8-4	Christo, D. (1-3)	5168	3:16
4/26	Iowa	W	7-4	26-13	9-4	Froehlich, K. (1-1)	5824	3:05
4/27	Iowa	W	12-1 (7)	27-13	10-4	McConnaughey, M. (5-3)	7127	2:25
4/28	Iowa	L	4-1	27-14	10-5	Walsh, W. (4-3)	5317	2:38
4/30	at Creighton	L	9-5	27-15	10-5	Horn, T. (1-1)	4356	2:59
5/1	Kansas State	W	8-0	28-15	10-5	Brockett, J. (2-0)	4929	2:31
5/3	at Minnesota	W	10-7	29-15	11-5	Worthley, J. (3-0)	853	3:06
5/4	at Minnesota	W	7-3	30-15	12-5	McConnaughey, M. (6-3)	1435	2:38
5/5	at Minnesota	L	6-2	30-16	12-6	Walsh, W. (4-4)	961	2:29
5/8	South Dakota State	L	10-6	30-17	12-6	Daiss, C. (0-2)	5467	3:33
5/10	Indiana	L	10-5	30-18	12-7	Perry, K. (1-2)	6573	3:13
5/11	Indiana	W	5-2 (10)	31-18	13-7	Clark, C. (1-0)	6786	3:11
5/12	Indiana	W	4-2	32-18	14-7	Christo, D. (2-3)	6193	2:28



NEBRASKA BASEBALL SCORIGAMI

A scorigami is a scoring combination that has never happened before. Generally associated with the NFL, the term was coined by SB Nation sportswriter Jon Bois in 2016. Through the 2023 season, there have been 1,084 unique scores ("scorigamis") in NFL history.

NEBRASKA BASEBALL SCORIGAMI TRENDS

- Through 4,095 games in Nebraska baseball history, there have been 401 unique score combinations.
- The most common score is 3-2 (147 occurrences), followed by 4-3 (136 occurrences).
- Five of the six most common scores are one-run games, with the exception of 5-3 (101 times).
- With 78 occurrences, a 3-2 win is the most common result for Nebraska baseball, followed by defeats of 3-2 and 4-3 with 69 occurrences each.
- Since 2000, there have been 19 scorigami scores, including the most recent occurrence of the 16-16 tie last season in the series finale at San Diego.
- Five runs scored (409 occurrences) is the most common for the Huskers, while three runs scored (498 occurrences) is the most common for opponents.
- **26,709** runs scored, **21,059** runs allowed in **4,095** games in **118** seasons for an all-time record of **2,357-1720-18**.

TOP NEBRASKA RESULTS

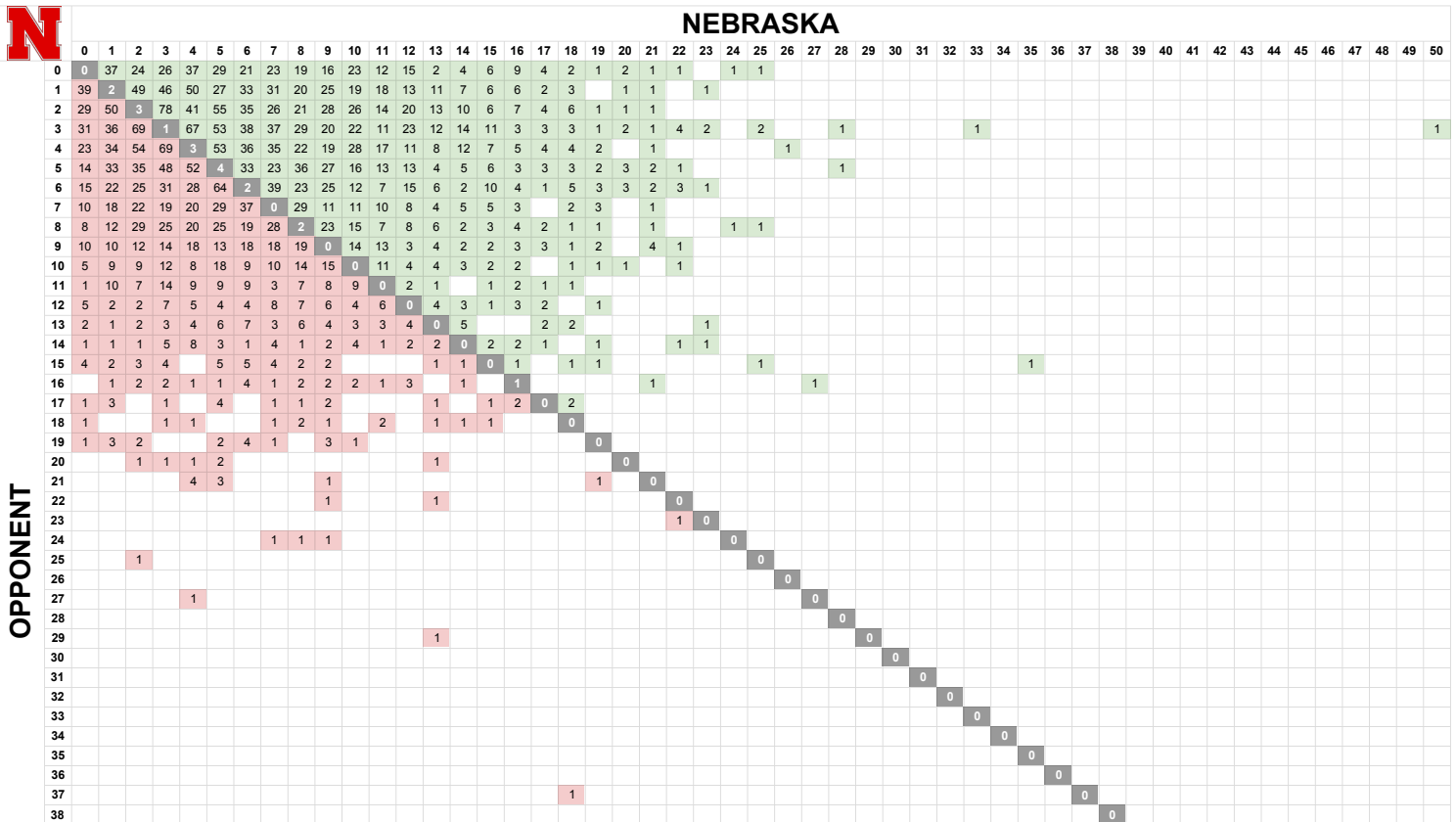
Times	NEB	OPP	Most Recent
78	3	2	at Iowa, 4/21/19
69	2	3	BYU, 4/15/22
69	3	4	BYU, 4/16/22
67	4	3	NDSU, 4/20/22
64	5	6	NDSU, 5/3/23
54	5	2	Indiana, 5/11/24
54	2	4	vs. Maryland, 5/27/23
53	5	3	at Charleston, 3/3/24
53	5	4	at Charleston, 3/2/24
52	4	5	Illinois, 5/15/22
50	1	2	vs. Maryland, 5/25/23
50	4	1	vs. Baylor, 2/16/24
49	2	1	vs. NMSU, 3/23/24
48	3	5	at Creighton, 4/2/24
46	3	1	NDSU, 3/20/24
41	4	2	Indiana, 5/12/24
39	7	6	Nicholls, 3/15/24
39	0	1	Iowa, 4/29/22

MOST RECENT OCCURRENCES

Result	Opponent	Date
T, 16-16	at San Diego	2/20/23
W, 18-10	at Arizona State	3/1/20
L, 14-1	at Arizona State	2/29/20
L, 16-1	vs. UConn	6/2/19
L, 15-14	at Ohio State	4/1/18
L, 14-8	Cal Poly	3/8/18
W, 21-3	at Penn State	5/20/17
W, 17-6	Omaha	4/16/14
L, 13-1	at UCLA	3/5/10
L, 17-7	at Stanford	2/22/08
L, 22-9	at Missouri	5/17/08
L, 19-7	at Arizona State	6/3/07
W, 19-3	vs. Northwestern	2/20/04
L, 16-11	at Missouri	4/17/04
W, 22-9	vs. Kent State	2/22/04
W, 23-1	Nebraska-Kearney	3/5/02
W, 12-9	at Southern Utah	3/6/01
W, 20-2	Oklahoma State	5/6/01

HOW MANY TIMES HAS...

NEB SCORED	NEB ALLOWED
0 - 200 times (0-200)	0 - 316 times (316-0)
1 - 286 times (37-247-2)	1 - 410 times (369-39-2)
2 - 352 times (73-276-3)	2 - 475 times (393-79-3)
3 - 407 times (150-256-1)	3 - 498 times (361-136-1)
4 - 378 times (195-180-3)	4 - 448 times (265-180-3)
5 - 409 times (217-188-4)	5 - 380 times (194-182-4)
6 - 315 times (196-117-2)	6 - 348 times (161-185-2)
7 - 297 times (214-83)	7 - 247 times (92-155)
8 - 263 times (199-62-2)	8 - 243 times (75-166-2)
9 - 242 times (194-48)	9 - 184 times (52-132)
10 - 209 times (186-23)	10 - 139 times (30-109)
11 - 146 times (133-13)	11 - 94 times (8-86)
12 - 144 times (135-9)	12 - 74 times (14-60)
13 - 87 times (79-8)	13 - 58 times (10-48)
14 - 77 times (74-3)	14 - 44 times (8-36)
15 - 70 times (68-2)	15 - 38 times (5-33)
16 - 60 times (57-2-1)	16 - 26 times (2-23-1)
17 - 32 times (32-0)	17 - 19 times (2-17)
18 - 38 times (37-1)	18 - 12 times (0-12)
19 - 21 times (20-1)	19 - 17 times (0-17)
20 - 13 times (13-0)	20 - 6 times (0-6)
21 - 16 times (16-0)	21 - 9 times (0-9)
22 - 13 times (12-1)	22 - 2 times (0-2)
23 - 6 times (6-0)	23 - 1 time (0-1)
24 - 2 times (2-0)	24 - 3 times (0-3)
25 - 5 times (5-0)	25 - 1 time (0-1)
26 - 1 time (1-0)	27 - 1 time (0-1)
27 - 1 time (1-0)	29 - 1 time (0-1)
28 - 1 time (2-0)	37 - 1 time (0-1)
33 - 1 time (1-0)	
35 - 1 time (1-0)	
50 - 1 time (1-0)	



OVERALL RECORD: 32-18

BIG: 14-7 | Home: 18-8 | Away: 13-8 | Neutral: 1-2

Player	avg	gp-gs	ab	r	h	2b	3b	hr	rbi	tb	slg%	bb	hp	so	gdp	ob%	sf	sh	sb-att	po	a	e	fld%
Sanderson, Case	.356	42-31	104	22	37	4	1	2	17	49	.471	28	7	28	3	.511	2	0	0-2	34	1	1	.972
Stokes, Rhett	.333	42-35	120	25	40	10	0	1	15	53	.442	9	1	29	1	.382	1	4	4-5	48	88	5	.965
Brumbaugh, Cayden	.320	33-31	122	28	39	11	3	0	18	56	.459	19	0	29	1	.403	3	3	11-14	32	36	2	.971
Stone, Tyler	.315	44-36	146	24	46	8	0	8	32	78	.534	23	1	41	2	.407	2	0	0-1	251	15	4	.985
Caron, Josh	.311	48-47	193	36	60	14	1	9	52	103	.534	19	5	40	7	.385	1	0	2-3	351	38	2	.995
Columbus, Ben	.310	32-24	87	15	27	4	0	5	24	46	.529	14	4	24	1	.417	3	2	0-0	126	9	4	.971
Silva, Riley	.278	49-49	169	41	47	5	2	0	19	56	.331	19	22	27	2	.417	1	15	30-33	127	1	0	1.000
Evans, Cole	.278	50-43	162	37	45	10	0	5	40	70	.432	23	11	33	3	.391	6	1	8-12	82	3	3	.966
Overbeek, Joshua	.274	39-37	135	33	37	3	0	5	17	55	.407	25	6	38	0	.410	0	1	15-17	24	62	4	.956
Anglim, Garrett	.265	42-25	102	21	27	7	0	2	22	40	.392	12	5	23	4	.364	2	6	6-11	59	4	2	.969
Carey, Dylan	.258	49-49	186	24	48	14	0	6	25	80	.430	15	7	50	3	.335	1	3	2-4	66	109	8	.956
Swansen, Gabe	.220	24-16	59	6	13	2	0	1	5	18	.305	5	3	18	0	.313	0	1	3-3	29	0	0	1.000

Jesske, Will	.286	16-3	21	5	6	1	0	0	4	7	.333	2	0	2	0	.348	0	0	0-0	3	4	1	.875
Hufft, Dylan	.278	21-5	18	4	5	0	0	0	1	5	.278	6	1	7	0	.480	0	1	1-1	16	21	0	1.000
Walsh, Will	.250	13-9	32	8	8	1	0	5	14	24	.750	3	2	11	0	.351	0	0	0-0	57	15	1	.986
Bradford, Clay	.216	26-9	37	11	8	3	0	3	6	20	.541	10	1	17	1	.396	0	0	2-2	3	1	2	.667
Buettenback, Max	.167	6-1	6	1	1	0	0	1	1	4	.667	1	0	4	0	.286	0	0	0-0	0	0	0	.000
Hughes, Bryce	.000	12-0	2	3	0	0	0	0	1	0	.000	0	0	0	0	.000	0	0	2-2	0	2	0	1.000
Lewis, Hayden	.000	1-0	1	0	0	0	0	0	0	0	.000	0	0	0	0	.000	0	0	0-0	0	0	0	.000
Totals	.290	50	1702	344	494	97	7	53	313	764	.449	233	76	421	28	.395	22	37	86-110	1330	466	46	.975
Opponents	.244	50	1694	248	414	72	7	57	227	671	.396	144	50	424	24	.320	10	19	18-29	1303	484	55	.970

LOB - Team (423), Opp (339). DPs turned - Team (29), Opp (38). IBB - Team (4), Stone, T. 3, Caron, J. 1, Opp (6). Picked off - Carey, D. 3, Silva, R. 3, Stokes, R. 2, Anglim, G. 1.

(All games Sorted by Earned run avg)

Player	era	w-l	app	gs	cg	sho	sv	ip	h	r	er	bb	so	2b	3b	hr	b/avg	wp	hp	bk	sfa	sha
Sears, Brett	2.11	7-0	13	13	1	1/1	0	85.1	54	23	20	15	83	9	1	7	.176	1	7	1	1	0
McConnaughey, Maso	3.09	6-3	14	8	0	0/0	0	55.1	50	20	19	19	65	7	0	6	.245	5	5	0	1	3
Christo, Drew	5.05	2-3	13	9	0	0/0	0	46.1	41	28	26	17	41	12	1	5	.229	9	6	0	0	2
Walsh, Will	5.36	4-4	12	9	0	0/0	0	48.2	60	32	29	8	37	10	0	10	.309	4	6	0	2	5

Lewis, Hayden	0.00	0-0	1	0	0	0/0	0	0.1	1	0	0	1	1	0	0	0	.500	0	0	0	0	0
Brockett, Jackson	2.82	2-0	9	3	1	1/0	0	22.1	16	8	7	6	20	3	0	2	.200	3	2	0	1	1
Daiss, Casey	3.66	0-2	18	0	0	0/0	5	19.2	20	9	8	6	15	4	0	1	.267	0	2	0	1	1
Worthley, Jalen	3.81	3-0	19	0	0	0/1	4	28.1	25	12	12	5	27	4	0	5	.236	2	1	0	0	4
Sanders, Rans	4.05	0-1	17	0	0	0/0	2	13.1	10	8	6	5	9	1	0	3	.208	1	1	0	0	0
Borst, Evan	4.50	2-0	14	0	0	0/0	0	12.0	7	7	6	10	15	2	1	0	.167	4	3	0	0	0
Froehlich, Kyle	5.19	1-1	17	0	0	0/0	0	17.1	20	12	10	5	17	3	1	4	.286	0	1	0	2	0
Cleavinger, Grant	5.40	0-0	9	0	0	0/0	0	5.0	1	3	3	3	7	0	0	1	.067	2	2	0	0	0
Clark, Caleb	6.18	1-0	15	3	0	0/0	0	27.2	25	20	19	15	31	4	1	4	.238	4	5	1	0	2
Perry, Kyle	6.23	1-2	22	0	0	0/0	3	17.1	20	13	12	2	16	3	0	2	.278	1	1	0	0	0
Horn, Ty	6.87	1-1	11	4	0	0/0	1	18.1	29	25	14	8	13	5	1	3	.337	2	1	0	1	1
Olsen, Bobby	7.36	0-0	11	0	0	0/0	0	7.1	8	6	6	4	8	1	0	1	.276	2	4	0	0	0
Timmerman, Tucker	8.62	2-0	14	0	0	0/0	1	15.2	21	15	15	12	16	3	0	3	.328	2	3	0	1	0
Frahm, Trey	13.50	0-0	4	0	0	0/0	0	2.0	2	3	3	2	1	1	0	0	.250	0	0	0	0	0
Harrahill, Ryan	27.00	0-1	1	1	0	0/0	0	1.0	4	4	3	1	2	0	1	0	.500	0	0	0	0	0
Totals	4.38	32-18	50	50	2	3/1	16	443.1	414	248	216	144	424	72	7	57	.244	42	50	2	10	19
Opponents	6.34	18-32	50	50	0	0/0	8	434.1	494	344	306	233	421	97	7	53	.290	58	76	6	22	37

PB - Team (6), Caron, J. 5, Columbus, B. 1, Opp (16). Pickoffs - Team (8), Caron, J. 3, Sears, B. 2, Walsh, W. 1, Christo, D. 1, McConnaughey 1, Opp (9). SBA/ATT - Caron, J. (14-20), Sears, B. (4-6), Columbus, B. (4-6), Walsh, W. (2-4), Christo, D. (2-4), Froehlich, K (0-2), Worthley, J. (2-2), Borst, E. (2-2), McConnaughey (1-2), Perry, K. (1-2), Sanders, R. (1-2), Horn, T. (1-1), Harrahill, R (1-1), Cleavinger (1-1).

BIG TEN RECORD: 14-7

Home: 8-4 | Away: 6-3

Player	avg	gp-gs	ab	r	h	2b	3b	hr	rbi	tb	slg%	bb	hp	so	gdp	ob%	sf	sh	sb-att	po	a	e	fld%
Sanderson, Case	.351	19-17	57	13	20	3	0	2	9	29	.509	12	3	14	2	.479	1	0	0-1	30	0	1	.968
Caron, Josh	.345	21-21	84	16	29	5	0	3	23	43	.512	9	4	12	2	.429	1	0	2-2	161	15	0	1.000
Columbus, Ben	.326	14-13	46	10	15	3	0	3	14	27	.587	6	3	15	0	.421	2	0	0-0	57	3	2	.968
Brumbaugh, Cayden	.313	14-13	48	12	15	5	2	0	8	24	.500	10	0	11	0	.424	1	1	9-10	12	13	0	1.000
Stone, Tyler	.293	17-13	58	9	17	4	0	3	10	30	.517	7	0	18	1	.364	1	0	0-0	81	3	2	.977
Evans, Cole	.284	21-21	74	15	21	5	0	3	19	35	.473	13	4	19	0	.400	4	1	4-7	33	2	2	.946
Carey, Dylan	.278	21-21	79	13	22	4	0	5	11	41	.519	5	2	20	1	.337	0	2	0-0	26	50	1	.987
Stokes, Rhett	.277	18-13	47	9	13	2	0	0	4	15	.319	2	0	9	0	.300	1	1	2-2	23	44	1	.985
Silva, Riley	.257	21-21	70	12	18	3	0	0	7	21	.300	8	7	13	2	.384	1	8	12-14	62	0	0	1.000
Overbeek, Joshua	.250	21-20	72	16	18	0	0	3	7	27	.375	14	1	22	0	.379	0	0	9-10	10	35	2	.957
Anglim, Garrett	.242	16-6	33	5	8	3	0	0	4	11	.333	2	1	7	0	.306	0	2	1-1	23	1	0	1.000
Swansen, Gabe	.235	8-5	17	2	4	1	0	0	2	5	.294	2	2	4	0	.381	0	0	1-1	7	0	0	1.000
Walsh, Will	.125	7-4	16	2	2	0	0	2	5	8	.500	0	0	6	0	.125	0	0	0-0	23	6	1	.967
Bradford, Clay	.111	10-1	9	4	1	0	0	0	1	1	.111	2	0	5	1	.273	0	0	1-1	0	0	0	.000
Jesske, Will	.000	3-0	2	0	0	0	0	0	0	0	.000	0	0	1	0	.000	0	0	0-0	0	0	0	.000
Hufft, Dylan	.000	4-0	1	0	0	0	0	0	0	0	.000	0	0	0	0	.000	0	0	0-0	2	5	0	1.000
Buettgenback, Max	.000	1-0	1	0	0	0	0	0	0	0	.000	0	0	0	0	.000	0	0	0-0	0	0	0	.000
Totals	.284	21	714	138	203	38	2	24	124	317	.444	92	27	176	9	.381	12	15	41-49	560	197	13	.983
Opponents	.243	21	707	98	172	30	2	28	94	290	.410	55	22	167	9	.316	4	9	11-17	547	188	22	.971

LOB - Team (175), Opp (139). DPs turned - Team (12), Opp (13). IBB - Team (4), Stone, T. 3, Caron, J. 1, Opp (3). Picked off

- Carey, D. 1, Silva, R. 1, Anglim, G. 1.

(Big Ten games only Sorted by Earned run avg)

Player	era	w-l	app	gs	cg	sho	sv	ip	h	r	er	bb	so	2b	3b	hr	b/avg	wp	hp	bk	sfa	sha
Borst, Evan	0.00	0-0	4	0	0	0/0	0	2.0	2	0	0	4	3	0	0	0	.250	1	0	0	0	0
Cleavinger, Grant	0.00	0-0	3	0	0	0/0	0	2.0	0	0	0	0	3	0	0	0	.000	2	0	0	0	0
Frahm, Trey	0.00	0-0	1	0	0	0/0	0	0.2	0	0	0	0	0	0	0	0	.000	0	0	0	0	0
Daiss, Casey	1.50	0-0	5	0	0	0/0	1	6.0	5	1	1	2	3	2	0	0	.227	0	1	0	0	1
Sears, Brett	2.93	3-0	7	7	1	1/0	0	46.0	38	18	15	8	40	7	1	5	.221	0	6	0	1	0
Brockett, Jackson	3.60	0-0	1	1	0	0/0	0	5.0	4	2	2	2	3	0	0	2	.211	1	1	0	0	0
McConnaughey, Maso	3.69	4-1	7	7	0	0/0	0	39.0	39	16	16	12	40	6	0	6	.267	3	3	0	1	2
Horn, Ty	4.50	0-0	2	0	0	0/0	0	2.0	4	1	1	0	1	0	0	0	.400	0	0	0	0	0
Clark, Caleb	4.76	1-0	5	0	0	0/0	0	11.1	8	6	6	6	10	2	0	2	.195	1	1	0	0	0
Worthley, Jalen	4.91	1-0	8	0	0	0/0	3	14.2	14	8	8	2	19	2	0	3	.259	1	1	0	0	4
Sanders, Rans	4.91	0-1	6	0	0	0/0	1	3.2	4	2	2	2	2	0	0	0	.308	0	0	0	0	0
Christo, Drew	5.40	1-1	5	3	0	0/0	0	15.0	9	9	9	7	14	3	1	1	.155	2	4	0	0	1
Perry, Kyle	6.00	1-1	8	0	0	0/0	0	9.0	9	7	6	1	7	2	0	0	.257	0	1	0	0	0
Walsh, Will	6.35	2-3	6	3	0	0/0	0	22.2	28	17	16	5	15	5	0	5	.301	3	3	0	0	1
Froehlich, Kyle	8.44	1-0	6	0	0	0/0	0	5.1	5	7	5	3	5	1	0	2	.263	0	0	0	2	0
Olsen, Bobby	9.00	0-0	3	0	0	0/0	0	2.0	2	2	2	0	2	0	0	1	.250	0	1	0	0	0
Timmerman, Tucker	54.00	0-0	1	0	0	0/0	0	0.1	1	2	2	1	0	0	0	1	.500	0	0	0	0	0
Totals	4.29	14-7	21	21	1	1/0	5	186.2	172	98	89	55	167	30	2	28	.243	14	22	0	4	9
Opponents	5.97	7-14	21	21	0	0/0	4	182.1	203	138	121	92	176	38	2	24	.284	25	27	4	12	15

PB - Team (4), Caron, J. 3, Columbus, B. 1, Opp (12). Pickoffs - Team (2), Caron, J. 1, Sears, B. 1, Opp (3). SBA/ATT -

Caron, J. (7-11), Columbus, B. (4-5), Sears, B. (3-5), Perry, K. (1-2), Worthley, J. (2-2), Walsh, W. (2-2), Sanders, R.

(1-2), Froehlich, K (0-1), Christo, D. (1-1), Borst, E. (1-1), McConnaughey (0-1).

ROAD & NEUTRAL RECORD: 14-10

Overall: 14-10 | BIG: 6-3 | Road: 13-8 | Neutral: 1-2

Player	avg	gp-gs	ab	r	h	2b	3b	hr	rbi	tb	slg%	bb	hp	so	gdp	ob%	sf	sh	sb-att	po	a	e	fld%
Sanderson, Case	.391	19-15	46	11	18	1	1	1	7	24	.522	13	3	14	0	.540	1	0	0-1	22	0	1	.957
Brumbaugh, Cayden	.365	17-15	63	14	23	6	1	0	6	31	.492	7	0	13	1	.411	3	2	5-7	22	29	2	.962
Columbus, Ben	.333	13-10	39	7	13	3	0	2	14	22	.564	7	2	13	1	.449	1	1	0-0	55	5	2	.968
Evans, Cole	.326	24-21	86	19	28	5	0	2	23	39	.453	11	4	17	2	.410	4	1	2-5	37	2	2	.951
Jesske, Will	.313	11-2	16	3	5	1	0	0	4	6	.375	0	0	2	0	.313	0	0	0-0	2	3	1	.833
Caron, Josh	.290	23-23	100	15	29	2	1	4	26	45	.450	6	4	23	5	.355	0	0	0-0	159	13	0	1.000
Silva, Riley	.277	23-23	83	23	23	2	0	0	6	25	.301	6	12	13	2	.406	0	9	16-17	64	1	0	1.000
Carey, Dylan	.271	24-24	96	13	26	9	0	3	14	44	.458	7	4	30	2	.346	0	1	1-2	38	51	3	.967
Stone, Tyler	.250	21-19	72	11	18	4	0	3	15	31	.431	13	0	24	0	.356	2	0	0-1	108	8	3	.975
Overbeek, Joshua	.250	16-16	64	13	16	2	0	1	5	21	.328	9	1	18	0	.351	0	1	3-4	14	30	1	.978
Buettenback, Max	.250	3-1	4	1	1	0	0	1	1	4	1.000	0	0	2	0	.250	0	0	0-0	0	0	0	.000
Bradford, Clay	.238	13-4	21	7	5	2	0	2	2	13	.619	6	1	10	0	.429	0	0	1-1	2	0	1	.667
Stokes, Rhett	.200	19-15	50	7	10	0	0	1	1	13	.260	5	0	16	0	.273	0	1	0-0	17	40	2	.966
Swansen, Gabe	.200	12-9	30	3	6	1	0	0	2	7	.233	4	2	10	0	.333	0	1	1-1	16	0	0	1.000
Anglim, Garrett	.189	22-13	53	8	10	1	0	1	7	14	.264	6	1	10	3	.274	2	4	4-6	38	3	2	.953
Walsh, Will	.167	6-3	12	2	2	0	0	2	5	8	.667	1	1	2	0	.286	0	0	0-0	26	9	0	1.000
Hufft, Dylan	.000	14-3	10	1	0	0	0	0	0	0	.000	3	0	7	0	.231	0	1	1-1	8	12	0	1.000
Lewis, Hayden	.000	1-0	1	0	0	0	0	0	0	0	.000	0	0	0	0	.000	0	0	0-0	0	0	0	.000
Hughes, Bryce	.000	5-0	1	1	0	0	0	0	0	0	.000	0	0	0	0	.000	0	0	0-0	0	2	0	1.000
Totals	.275	24	847	159	233	39	3	23	138	347	.410	104	35	224	16	.372	13	22	34-46	637	231	25	.972
Opponents	.271	24	833	130	226	43	4	26	119	355	.426	65	29	181	13	.343	5	15	7-11	660	248	29	.969

LOB - Team (202), Opp (180). DPs turned - Team (15), Opp (21). IBB - Team (2), Stone, T. 2, Opp (3). Picked off - Stokes, R. 1, Carey, D. 1.

(Sorted by Earned run avg)

Player	era	w-l	app	gs	cg	sho	sv	ip	h	r	er	bb	so	2b	3b	hr	b/avg	wp	hp	bk	sfa	sha
Cleavinger, Grant	0.00	0-0	4	0	0	0/0	0	2.1	0	0	0	0	2	0	0	0	.000	1	1	0	0	0
Frahm, Trey	0.00	0-0	1	0	0	0/0	0	0.2	0	0	0	1	1	0	0	0	.000	0	0	0	0	0
Daiss, Casey	1.54	0-1	10	0	0	0/0	4	11.2	11	3	2	3	8	3	0	0	.256	0	2	0	1	1
McConnaughey, Maso	2.77	2-2	7	3	0	0/0	0	26.0	24	9	8	6	27	4	0	2	.245	3	2	0	0	1
Sears, Brett	2.80	2-0	6	6	0	0/0	0	35.1	25	12	11	7	33	4	0	4	.191	1	4	0	0	0
Sanders, Rans	3.00	0-1	9	0	0	0/0	1	6.0	5	2	2	2	4	0	0	1	.238	1	1	0	0	0
Borst, Evan	3.68	1-0	8	0	0	0/0	0	7.1	4	3	3	5	8	1	1	0	.160	2	2	0	0	0
Christo, Drew	3.70	1-0	7	4	0	0/0	0	24.1	18	11	10	12	18	6	0	0	.200	2	3	0	0	2
Timmerman, Tucker	4.50	2-0	7	0	0	0/0	1	8.0	8	4	4	3	7	1	0	1	.258	1	1	0	0	0
Perry, Kyle	4.66	1-0	11	0	0	0/0	2	9.2	8	5	5	1	8	1	0	1	.216	0	1	0	0	0
Worthley, Jalen	6.23	2-0	9	0	0	0/0	0	13.0	18	9	9	3	13	3	0	3	.346	1	0	0	0	4
Olsen, Bobby	6.23	0-0	7	0	0	0/0	0	4.1	5	3	3	3	6	1	0	0	.278	2	3	0	0	0
Walsh, Will	6.67	2-3	8	6	0	0/0	0	28.1	42	24	21	4	15	9	0	7	.356	0	4	0	2	4
Horn, Ty	7.15	1-1	7	2	0	0/0	1	11.1	22	16	9	4	9	4	1	2	.393	1	0	0	0	0
Clark, Caleb	7.98	0-0	8	2	0	0/0	0	14.2	17	14	13	8	14	3	1	2	.288	1	3	1	0	2
Froehlich, Kyle	10.80	0-1	6	0	0	0/0	0	5.0	7	6	6	1	5	1	0	3	.318	0	1	0	1	0
Brockett, Jackson	10.80	0-0	5	0	0	0/0	0	3.1	8	5	4	1	1	2	0	0	.533	1	1	0	1	1
Harrahill, Ryan	27.00	0-1	1	1	0	0/0	0	1.0	4	4	3	1	2	0	1	0	.500	0	0	0	0	0
Totals	4.79	14-10	24	24	0	0/0	9	212.1	226	130	113	65	181	43	4	26	.271	17	29	1	5	15
Opponents	5.32	10-14	24	24	0	0/0	6	220.0	233	159	130	104	224	39	3	23	.275	27	35	1	13	22

PB - Team (3), Caron, J. 2, Columbus, B. 1, Opp (13). Pickoffs - Team (3), Caron, J. 1, Walsh, W. 1, Sears, B. 1, Opp (2). SBA/ATT - Caron, J. (3-5), Columbus, B. (4-5), Sanders, R. (1-2), Worthley, J. (2-2), Walsh, W. (1-2), Sears, B. (0-1), Harrahill, R (1-1), Cleavinger (1-1), McConnaughey (0-1), Christo, D. (1-1).

VS. INDIANA: 2-1

BIG: 2-1 | Home: 2-1 | Away: 0-0 | Neutral: 0-0

Player	avg	gp-gs	ab	r	h	2b	3b	hr	rbi	tb	slg%	bb	hp	so	gdp	ob%	sf	sh	sb-att	po	a	e	fld%
Anglim, Garrett	.500	3-0	2	1	1	1	0	0	0	2	1.000	0	0	0	0	.500	0	0	0-0	0	0	0	.000
Caron, Josh	.400	3-3	10	3	4	0	0	1	4	7	.700	4	0	0	0	.571	0	0	1-1	25	0	0	1.000
Stokes, Rhett	.333	2-1	3	2	1	0	0	0	1	1	.333	0	0	0	0	.250	1	0	1-1	1	6	0	1.000
Sanderson, Case	.300	3-3	10	2	3	1	0	0	1	4	.400	1	1	4	0	.417	0	0	0-0	3	0	0	1.000
Stone, Tyler	.300	3-2	10	1	3	1	0	1	1	7	.700	1	0	3	0	.364	0	0	0-0	19	1	1	.952
Carey, Dylan	.250	3-3	12	2	3	1	0	1	1	7	.583	0	0	2	0	.250	0	0	0-0	2	9	0	1.000
Swansen, Gabe	.250	3-2	4	0	1	0	0	0	0	1	.250	0	1	2	0	.400	0	0	0-0	0	0	0	.000
Evans, Cole	.231	3-3	13	1	3	1	0	1	4	7	.538	1	0	3	0	.286	0	0	0-1	8	0	0	1.000
Silva, Riley	.222	3-3	9	0	2	1	0	0	0	3	.333	1	0	2	0	.300	0	1	1-1	16	0	0	1.000
Overbeek, Joshua	.167	3-3	12	0	2	0	0	0	1	2	.167	0	0	5	0	.167	0	0	2-2	0	3	0	1.000
Columbus, Ben	.100	3-2	10	0	1	0	0	0	0	1	.100	0	1	4	0	.182	0	0	0-0	6	0	1	.857
Brumbaugh, Cayden	.000	2-2	6	1	0	0	0	0	0	0	.000	2	0	4	0	.250	0	1	0-0	2	2	0	1.000
Bradford, Clay	.000	1-0	0	1	0	0	0	0	0	0	.000	0	0	0	0	.000	0	0	0-0	0	0	0	.000
Totals	.238	3	101	14	24	6	0	4	13	42	.416	10	3	29	0	.322	1	2	5-6	84	23	3	.973
Opponents	.217	3	106	14	23	4	0	5	13	42	.396	9	5	24	0	.303	2	1	1-1	80	25	3	.972

LOB - Team (23), Opp (25). DPs turned - Team (0), Opp (1). IBB - Team (2), Stone, T. 1, Caron, J. 1, Opp (1). Picked off - Anglim, G. 1.

(All games vs Indiana Sorted by Earned run avg)

Player	era	w-l	app	gs	cg	sho	sv	ip	h	r	er	bb	so	2b	3b	hr	b/avg	wp	hp	bk	sfa	sha
Christo, Drew	0.00	1-0	1	0	0	0/0	0	4.0	2	0	0	0	2	0	0	0	.133	0	0	0	0	0
Clark, Caleb	0.00	1-0	1	0	0	0/0	0	2.2	1	0	0	1	2	0	0	0	.111	1	1	0	0	0
Daiss, Casey	0.00	0-0	1	0	0	0/0	0	0.1	1	0	0	0	1	0	0	0	.500	0	0	0	0	0
Olsen, Bobby	0.00	0-0	1	0	0	0/0	0	0.1	0	0	0	0	0	0	0	0	.000	0	1	0	0	0
Sears, Brett	1.29	0-0	1	1	0	0/0	0	7.0	3	2	1	0	6	1	0	1	.125	0	1	0	1	0
McConnaughey, Maso	2.45	0-0	1	1	0	0/0	0	7.1	5	2	2	3	10	1	0	1	.192	0	1	0	0	1
Brockett, Jackson	3.60	0-0	1	1	0	0/0	0	5.0	4	2	2	2	3	0	0	2	.211	1	1	0	0	0
Worthley, Jalen	13.50	0-0	1	0	0	0/0	0	0.2	2	1	1	1	0	0	0	1	.500	1	0	0	0	0
Froehlich, Kyle	54.00	0-0	1	0	0	0/0	0	0.1	2	4	2	2	0	1	0	0	1.000	0	0	0	1	0
Perry, Kyle	54.00	0-1	1	0	0	0/0	0	0.1	3	3	2	0	0	1	0	0	.750	0	0	0	0	0
Totals	2.57	2-1	3	3	0	0/0	0	28.0	23	14	8	9	24	4	0	5	.217	3	5	0	2	1
Opponents	3.71	1-2	3	3	0	0/0	0	26.2	24	14	11	10	29	6	0	4	.238	3	3	2	1	2

Pickoffs - Team (0), Opp (1). SBA/ATT - Caron, J. (1-1), Sears, B. (1-1).

LAST FIVE GAMES: 2-3

BIG: 2-2 | Home: 2-2 | Away: 0-1 | Neutral: 0-0

Player	avg	gp-gs	ab	r	h	2b	3b	hr	rbi	tb	slg%	bb	hp	so	gdp	ob%	sf	sh	sb-att	po	a	e	fld%
Swansen, Gabe	.500	4-2	6	0	3	0	0	0	0	3	.500	0	1	2	0	.571	0	0	1-1	0	0	0	.000
Sanderson, Case	.438	5-5	16	3	7	1	0	0	2	8	.500	4	1	4	0	.571	0	0	0-1	7	0	0	1.000
Caron, Josh	.400	5-4	15	5	6	1	0	1	4	10	.667	4	0	3	0	.526	0	0	1-1	31	0	0	1.000
Stokes, Rhett	.364	4-3	11	2	4	1	0	0	2	5	.455	0	0	1	0	.333	1	0	2-2	4	8	0	1.000
Columbus, Ben	.267	5-4	15	0	4	1	0	0	1	5	.333	2	2	6	0	.400	1	0	0-0	29	0	1	.967
Evans, Cole	.235	5-4	17	1	4	2	0	1	4	9	.529	1	0	4	0	.278	0	0	0-1	11	0	0	1.000
Stone, Tyler	.235	5-4	17	1	4	1	0	1	2	8	.471	2	0	4	1	.300	1	0	0-0	23	2	1	.962
Overbeek, Joshua	.200	5-5	20	2	4	0	0	1	3	7	.350	1	1	8	0	.273	0	0	2-2	0	7	0	1.000
Anglim, Garrett	.200	4-1	5	2	1	1	0	0	0	2	.400	1	0	1	0	.333	0	1	0-0	2	0	0	1.000
Silva, Riley	.188	5-5	16	2	3	1	1	0	1	6	.375	1	1	4	0	.278	0	2	1-1	20	0	0	1.000
Carey, Dylan	.158	5-5	19	2	3	1	0	1	2	7	.368	2	0	6	0	.238	0	0	0-0	3	13	1	.941
Brumbaugh, Cayden	.000	2-2	6	1	0	0	0	0	0	0	.000	2	0	4	0	.250	0	1	0-0	2	2	0	1.000
Bradford, Clay	.000	3-1	4	1	0	0	0	0	0	0	.000	0	0	4	0	.000	0	0	0-0	0	0	0	.000
Hughes, Bryce	.000	1-0	0	0	0	0	0	0	0	0	.000	0	0	0	0	.000	0	0	0-0	0	0	0	.000
Totals	.257	5	167	22	43	10	1	5	21	70	.419	20	6	51	1	.352	3	4	7-9	135	36	4	.977
Opponents	.239	5	176	30	42	8	0	9	29	77	.438	12	6	45	0	.305	3	1	1-1	134	41	3	.983

LOB - Team (44), Opp (33). DPs turned - Team (0), Opp (2). IBB - Team (2), Stone, T. 1, Caron, J. 1, Opp (1). Picked off - Stokes, R. 1, Anglim, G. 1.

(Sorted by Earned run avg)

Player	era	w-l	app	gs	cg	sho	sv	ip	h	r	er	bb	so	2b	3b	hr	b/avg	wp	hp	bk	sfa	sha
Olsen, Bobby	0.00	0-0	3	0	0	0/0	0	1.2	0	0	0	0	2	0	0	0	.000	0	1	0	0	0
Borst, Evan	0.00	0-0	1	0	0	0/0	0	0.1	1	0	0	0	1	1	0	0	.500	0	0	0	0	0
Sears, Brett	1.29	0-0	1	1	0	0/0	0	7.0	3	2	1	0	6	1	0	1	.125	0	1	0	1	0
Clark, Caleb	2.25	1-0	2	0	0	0/0	0	4.0	2	1	1	2	6	0	0	0	.143	1	1	0	0	0
McConnaughey, Maso	2.45	0-0	1	1	0	0/0	0	7.1	5	2	2	3	10	1	0	1	.192	0	1	0	0	1
Christo, Drew	3.00	1-0	2	0	0	0/0	0	6.0	2	2	2	1	6	0	0	0	.095	0	1	0	0	0
Brockett, Jackson	3.38	0-0	2	2	0	0/0	0	8.0	6	3	3	2	5	1	0	2	.200	1	1	0	0	0
Worthley, Jalen	4.50	0-0	2	0	0	0/0	0	2.0	2	1	1	1	2	0	0	1	.250	1	0	0	0	0
Perry, Kyle	9.00	0-1	3	0	0	0/0	0	2.0	3	3	2	0	2	1	0	0	.333	0	0	0	0	0
Froehlich, Kyle	10.12	0-0	3	0	0	0/0	0	2.2	6	5	3	2	2	1	0	1	.500	0	0	0	2	0
Walsh, Will	11.57	0-1	1	1	0	0/0	0	2.1	4	3	3	0	0	2	0	1	.364	0	0	0	0	0
Cleavinger, Grant	27.00	0-0	2	0	0	0/0	0	0.1	1	1	1	0	0	0	0	1	.500	1	0	0	0	0
Daiss, Casey	36.00	0-1	2	0	0	0/0	0	1.0	5	4	4	0	2	0	0	0	.625	0	0	0	0	0
Sanders, Rans	54.00	0-0	1	0	0	0/0	0	0.1	2	3	2	1	1	0	0	1	.500	0	0	0	0	0
Totals	4.60	2-3	5	5	0	0/0	0	45.0	42	30	23	12	45	8	0	9	.239	4	6	0	3	1
Opponents	3.83	3-2	5	5	0	0/0	1	44.2	43	22	19	20	51	10	1	5	.257	8	6	2	3	4

PB - Team (1), Caron, J. 1, Opp (1). Pickoffs - Team (0), Opp (2). SBA/ATT - Caron, J. (1-1), Sears, B. (1-1).

LAST 10 GAMES: 5-5

BIG: 4-3 | Home: 3-3 | Away: 2-2 | Neutral: 0-0

Player	avg	gp-gs	ab	r	h	2b	3b	hr	rbi	tb	slg%	bb	hp	so	gdp	ob%	sf	sh	sb-att	po	a	e	fld%
Swansen, Gabe	.500	4-2	6	0	3	0	0	0	0	3	.500	0	1	2	0	.571	0	0	1-1	0	0	0	.000
Sanderson, Case	.414	10-10	29	5	12	3	0	0	4	15	.517	6	2	7	0	.526	1	0	0-1	11	0	0	1.000
Stokes, Rhett	.345	9-8	29	5	10	1	0	1	3	14	.483	1	0	9	0	.355	1	0	2-2	13	22	1	.972
Caron, Josh	.342	10-9	38	6	13	2	0	1	9	18	.474	5	0	9	0	.409	1	0	1-2	66	3	0	1.000
Columbus, Ben	.267	10-8	30	3	8	3	0	1	5	14	.467	4	2	9	0	.368	2	1	0-0	56	3	2	.967
Evans, Cole	.267	10-8	30	6	8	2	0	1	5	13	.433	4	2	8	0	.389	0	1	2-3	15	0	0	1.000
Stone, Tyler	.250	10-9	36	4	9	2	0	1	5	14	.389	5	1	10	1	.349	1	0	0-0	54	3	1	.983
Carey, Dylan	.250	10-10	36	5	9	2	0	2	7	17	.472	2	1	12	0	.300	1	0	0-0	8	25	1	.971
Silva, Riley	.235	10-10	34	7	8	2	2	0	1	14	.412	4	3	8	1	.366	0	4	5-6	27	0	0	1.000
Overbeek, Joshua	.220	10-10	41	5	9	0	0	2	6	15	.366	3	2	14	0	.304	0	0	2-2	3	18	0	1.000
Anglim, Garrett	.182	8-2	11	3	2	2	0	0	2	4	.364	1	1	3	0	.308	0	2	1-2	5	0	0	1.000
Bradford, Clay	.167	5-2	6	3	1	0	0	1	1	4	.667	2	0	4	0	.375	0	0	0-0	0	0	1	.000
Brumbaugh, Cayden	.000	2-2	6	1	0	0	0	0	0	0	.000	2	0	4	0	.250	0	1	0-0	2	2	0	1.000
Walsh, Will	.000	2-0	3	0	0	0	0	0	0	0	.000	1	0	1	0	.250	0	0	0-0	0	2	1	.667
Hufft, Dylan	.000	2-0	1	0	0	0	0	0	0	0	.000	0	0	1	0	.000	0	0	0-0	1	3	0	1.000
Hughes, Bryce	.000	2-0	0	0	0	0	0	0	0	0	.000	0	0	0	0	.000	0	0	0-0	0	0	0	.000
Totals	.274	10	336	53	92	19	2	10	48	145	.432	40	15	101	2	.369	7	9	14-19	267	89	8	.978
Opponents	.239	10	347	53	83	21	1	18	51	160	.461	28	7	94	3	.306	3	2	3-4	266	84	8	.978

LOB - Team (88), Opp (67). DPs turned - Team (3), Opp (3). IBB - Team (2), Stone, T. 1, Caron, J. 1, Opp (2). Picked off - Stokes, R. 1, Anglim, G. 1.

(Sorted by Earned run avg)

Player	era	w-l	app	gs	cg	sho	sv	ip	h	r	er	bb	so	2b	3b	hr	b/avg	wp	hp	bk	sfa	sha
Olsen, Bobby	0.00	0-0	4	0	0	0/0	0	2.0	0	0	0	0	2	0	0	0	.000	0	1	0	0	0
Borst, Evan	0.00	0-0	2	0	0	0/0	0	1.1	2	0	0	1	4	1	0	0	.333	0	0	0	0	0
Brockett, Jackson	1.59	1-0	3	3	1	1/0	0	17.0	6	3	3	4	17	1	0	2	.105	1	1	0	0	0
McConnaughey, Maso	2.08	1-0	2	2	0	0/0	0	13.0	12	3	3	6	15	4	0	1	.245	2	1	0	0	1
Christo, Drew	2.57	1-0	3	0	0	0/0	0	7.0	3	2	2	2	8	1	0	0	.120	0	1	0	0	0
Clark, Caleb	2.79	1-0	4	0	0	0/0	0	9.2	6	3	3	4	11	1	0	1	.171	1	1	0	0	0
Sears, Brett	3.75	0-0	2	2	0	0/0	0	12.0	9	7	5	2	11	2	0	3	.196	0	2	0	1	0
Perry, Kyle	6.75	0-1	4	0	0	0/0	0	2.2	4	3	2	0	3	2	0	0	.333	0	0	0	0	0
Cleavinger, Grant	6.75	0-0	4	0	0	0/0	0	1.1	1	1	1	0	2	0	0	1	.200	2	0	0	0	0
Walsh, Will	7.71	0-2	2	2	0	0/0	0	7.0	9	6	6	2	1	3	0	3	.310	0	0	0	0	0
Worthley, Jalen	9.00	1-0	4	0	0	0/0	0	5.0	8	5	5	1	7	2	0	3	.364	1	0	0	0	1
Sanders, Rans	9.00	0-0	3	0	0	0/0	0	2.0	2	3	2	1	2	0	0	1	.250	0	0	0	0	0
Daiss, Casey	9.64	0-1	5	0	0	0/0	1	4.2	7	5	5	1	6	1	0	0	.333	0	0	0	0	0
Froehlich, Kyle	9.82	0-0	5	0	0	0/0	0	3.2	8	6	4	4	4	2	0	2	.471	0	0	0	2	0
Horn, Ty	13.50	0-1	1	1	0	0/0	0	0.2	6	6	1	0	1	1	1	1	.667	0	0	0	0	0
Totals	4.04	5-5	10	10	1	1/0	1	89.0	83	53	40	28	94	21	1	18	.239	7	7	0	3	2
Opponents	4.47	5-5	10	10	0	0/0	2	88.2	92	53	44	40	101	19	2	10	.274	14	15	2	7	9

PB - Team (1), Caron, J. 1, Opp (4). Pickoffs - Team (0), Opp (2). SBA/ATT - Caron, J. (3-4), Worthley, J. (1-1), Sears, B. (1-1), McConnaughey (0-1), Borst, E. (1-1).

NEBRASKA GAME-BY-GAME HITTING

Date	Opponent	ab	r	h	rbi	2b	3b	hr	tb	bb	ibb	sb	cs	hbp	sac	sf	gdp	k	po	a	e	lob	avg
Feb 16	vs Baylor	30	4	5	4	2	0	1	10	5	0	1	1	1	1	0	1	14	27	8	1	6	.167
Feb 17	vs Texas Tech	32	3	10	2	0	0	0	10	4	0	1	1	1	2	0	1	7	27	5	0	9	.242
Feb 18	vs Oklahoma	34	6	7	4	1	0	0	8	4	0	3	0	0	1	0	0	13	26	8	2	6	.229
Feb 22	at Grand Canyon	33	7	9	6	2	2	1	18	4	0	3	1	4	0	1	1	13	27	12	0	8	.240
Feb 23	at Grand Canyon	42	11	17	10	2	0	2	25	3	0	1	1	1	1	0	1	11	27	9	2	9	.281
Feb 24	at Grand Canyon	32	5	11	5	1	0	1	15	4	0	0	0	1	2	2	2	11	24	12	2	9	.291
Feb 25	at Grand Canyon	35	10	9	5	1	0	0	10	5	0	2	0	2	2	0	0	7	27	6	1	7	.286
Feb 29	at Charleston	34	6	5	6	2	0	0	7	6	0	1	1	2	2	0	0	9	30	13	2	8	.268
Mar 02	at Charleston	35	5	13	5	1	0	0	14	4	0	1	1	0	1	1	2	5	27	6	2	9	.280
Mar 03	at Charleston	36	5	10	3	3	0	1	16	4	0	2	0	2	1	0	1	6	27	12	2	11	.280
Mar 08	SOUTH ALABAMA	34	3	9	3	3	0	0	12	3	0	0	0	2	0	0	1	5	27	9	0	9	.279
Mar 09	SOUTH ALABAMA	38	13	16	13	3	0	4	31	2	0	0	1	2	0	0	0	4	27	7	0	5	.292
Mar 10	SOUTH ALABAMA	35	12	15	12	5	0	1	23	9	0	1	0	0	0	0	2	4	27	12	5	8	.302
Mar 12	at Wichita State	40	8	11	7	2	0	1	16	6	0	3	0	1	1	1	0	14	27	10	0	14	.300
Mar 13	at Wichita State	32	3	5	3	3	0	2	14	2	0	0	0	1	0	0	0	10	24	7	2	5	.291
Mar 15	NICHOLLS	30	7	11	7	1	0	1	15	6	0	3	1	1	1	1	0	6	27	12	1	8	.295
Mar 16	NICHOLLS	33	16	11	16	1	0	2	18	9	0	2	0	7	1	0	1	4	27	8	0	10	.297
Mar 17	NICHOLLS	38	11	14	10	5	0	1	22	4	0	0	1	3	0	1	0	5	27	14	1	11	.302
Mar 19	OMAHA	34	11	9	10	3	0	1	15	9	0	4	1	3	0	0	0	11	27	13	2	11	.300
Mar 20	NDSU	29	3	7	2	1	0	0	8	5	0	2	2	2	1	0	0	5	27	8	0	10	.297
Mar 22	NEW MEXICO STA	38	14	15	14	2	0	2	23	5	0	6	1	0	0	0	0	6	27	6	0	5	.302
Mar 23	NEW MEXICO STA	27	2	6	2	1	0	0	7	2	0	1	0	3	1	0	1	8	27	12	2	7	.300
Mar 29	at Northwestern	31	5	8	5	0	0	1	11	5	1	2	1	2	1	1	0	3	27	11	2	8	.298
Mar 30	at Northwestern	36	9	11	9	0	0	2	17	3	1	1	2	1	0	1	0	5	27	9	1	5	.298
Mar 31	at Northwestern	37	8	8	7	3	0	0	11	7	0	0	0	2	2	1	0	6	30	6	0	11	.295
Apr 02	at Creighton	34	3	7	3	2	1	0	11	3	0	1	0	0	0	0	1	14	24	18	2	7	.291
Apr 05	OHIO STATE	30	3	7	2	0	0	0	7	4	0	4	0	1	0	0	1	11	27	9	0	8	.289
Apr 06	OHIO STATE	33	7	11	7	3	1	1	19	2	0	1	1	1	2	0	0	6	27	11	0	7	.291
Apr 07	OHIO STATE	36	3	9	3	2	0	1	14	3	0	1	0	1	0	0	1	8	27	10	1	10	.289
Apr 09	at Kansas	37	11	12	11	2	0	2	20	5	0	0	0	1	1	0	2	10	24	4	1	6	.291
Apr 12	at Rutgers	42	6	10	6	2	0	1	15	3	0	2	0	1	0	1	1	9	32	13	0	8	.289
Apr 13	at Rutgers	40	16	14	13	2	0	3	25	5	0	5	0	4	0	0	1	10	27	10	0	6	.291
Apr 14	at Rutgers	33	4	9	3	0	0	1	12	6	0	2	1	1	0	1	1	6	24	17	1	10	.290
Apr 16	CREIGHTON	31	4	6	4	2	0	1	11	5	0	0	1	0	0	1	0	5	27	7	0	6	.288
Apr 19	MARYLAND	35	6	13	5	3	0	2	22	4	0	2	0	0	1	0	2	11	27	6	2	10	.290
Apr 20	MARYLAND	32	2	7	2	1	0	1	11	5	0	0	0	0	0	1	1	7	27	10	0	9	.288
Apr 21	MARYLAND	32	16	16	14	3	1	1	24	6	0	5	0	1	1	1	0	6	21	5	0	7	.294
Apr 23	KANSAS	33	4	8	4	2	0	1	13	7	0	2	0	3	0	0	1	10	27	7	0	12	.292
Apr 26	IOWA	32	7	8	6	3	0	1	14	8	0	5	0	2	0	0	0	9	27	5	1	11	.291
Apr 27	IOWA	31	12	13	12	3	0	3	25	7	0	2	0	1	2	0	0	6	21	10	0	9	.294
Apr 28	IOWA	27	1	2	1	1	0	0	3	3	0	1	0	0	0	1	0	15	27	14	1	3	.290
Apr 30	at Creighton	36	5	9	5	2	0	2	17	5	0	0	0	1	0	0	0	12	24	7	1	10	.289
May 01	KANSAS STATE	31	8	12	7	3	1	1	20	3	0	3	2	3	2	1	0	5	27	11	1	8	.291
May 03	at Minnesota	40	10	14	8	1	0	1	18	7	0	1	1	1	1	1	0	10	27	8	1	13	.293
May 04	at Minnesota	35	7	12	6	2	0	1	17	2	0	2	0	4	2	1	1	8	27	13	0	10	.294
May 05	at Minnesota	31	2	7	2	3	0	0	10	2	0	0	1	1	1	1	0	11	24	7	0	7	.292
May 08	SDSU	35	6	12	6	1	1	1	18	8	0	2	0	2	1	1	1	11	27	6	1	14	.294
May 10	INDIANA	33	5	9	5	1	0	1	13	4	0	1	0	1	2	1	0	9	27	5	2	9	.293
May 11	INDIANA	36	5	7	5	2	0	3	18	5	1	3	0	1	0	0	0	14	30	7	0	8	.291
May 12	INDIANA	32	4	8	3	3	0	0	11	1	1	1	1	1	0	0	0	6	27	11	1	6	.290
Totals		1702	344	494	313	97	7	53	764	233	4	86	24	76	37	22	28	421	1330	466	46	423	.290

NEBRASKA GAME-BY-GAME PITCHING

Date	Opponent	ip	h	r	er	bb	so	2b	3b	hr	wp	bk	hbp	dp	ibb	score	w-l	sv	era
Feb 16	vs Baylor	9.0	7	1	1	0	9	1	0	0	0	0	0	1	0	4-1	1-0	1	1.00
Feb 17	vs Texas Tech	9.0	11	6	6	3	9	2	0	0	1	0	0	0	0	3-6	1-1	1	3.50
Feb 18	vs Oklahoma	8.2	11	7	7	6	10	2	0	1	2	0	2	1	1	6-7	1-2	1	4.72
Feb 22	at Grand Canyon	9.0	8	2	2	3	5	2	0	0	0	0	1	2	0	7-2	2-2	1	4.04
Feb 23	at Grand Canyon	9.0	4	1	0	2	9	0	0	0	0	0	1	1	0	11-1	3-2	2	3.22
Feb 24	at Grand Canyon	8.0	11	7	4	1	5	1	1	2	0	0	1	0	0	5-7	3-3	2	3.42
Feb 25	at Grand Canyon	9.0	12	8	8	2	3	2	1	1	2	0	3	0	0	10-8	4-3	3	4.09
Feb 29	at Charleston	10.0	7	5	3	4	5	3	0	0	3	0	0	0	0	6-5	5-3	4	3.89
Mar 02	at Charleston	9.0	6	4	3	3	9	1	0	1	2	0	0	0	0	5-4	6-3	5	3.79
Mar 03	at Charleston	9.0	7	3	3	3	10	3	0	1	0	1	0	2	0	5-3	7-3	6	3.71
Mar 08	SOUTH ALABAMA	9.0	12	11	11	3	7	2	0	4	2	0	0	1	0	3-11	7-4	6	4.38
Mar 09	SOUTH ALABAMA	9.0	5	2	2	0	8	2	0	1	0	0	0	0	0	13-2	8-4	6	4.18
Mar 10	SOUTH ALABAMA	9.0	8	7	3	3	16	0	0	2	1	0	0	0	0	12-7	9-4	6	4.09
Mar 12	at Wichita State	9.0	11	6	6	1	7	1	0	1	0	0	3	2	0	8-6	10-4	7	4.23
Mar 13	at Wichita State	8.0	10	9	8	3	9	1	1	1	0	0	3	0	0	3-9	10-5	7	4.51
Mar 15	NICHOLLS	9.0	8	6	5	6	8	2	0	0	6	0	0	1	1	7-6	11-5	8	4.54
Mar 16	NICHOLLS	9.0	4	0	0	5	7	1	0	0	0	1	0	0	0	16-0	12-5	9	4.27
Mar 17	NICHOLLS	9.0	6	4	4	7	4	1	0	0	1	0	0	1	0	11-4	13-5	9	4.26
Mar 19	OMAHA	9.0	6	5	4	4	12	2	0	0	2	0	2	0	0	11-5	14-5	9	4.24
Mar 20	NDSU	9.0	6	1	1	0	13	0	1	0	1	0	1	0	0	3-1	15-5	10	4.08
Mar 22	NEW MEXICO STA	9.0	3	2	2	3	9	0	0	0	0	0	1	1	0	14-2	16-5	10	3.98
Mar 23	NEW MEXICO STA	9.0	7	1	0	5	10	3	0	0	0	0	2	0	0	2-1	17-5	11	3.80
*Mar 29	at Northwestern	9.0	8	2	2	3	4	1	0	1	0	0	3	1	0	5-2	18-5	12	3.72
*Mar 30	at Northwestern	9.0	7	5	4	3	5	3	0	0	0	0	2	0	0	9-5	19-5	12	3.73
*Mar 31	at Northwestern	10.0	8	7	7	0	13	1	0	3	0	0	0	0	0	8-7	20-5	12	3.85
Apr 02	at Creighton	8.0	11	5	4	4	7	1	0	1	1	0	1	1	1	3-5	20-6	12	3.87
*Apr 05	OHIO STATE	9.0	2	0	0	0	10	0	0	0	0	0	0	1	0	3-0	21-6	12	3.72
*Apr 06	OHIO STATE	9.0	6	3	3	3	9	0	0	1	0	0	1	2	0	7-3	22-6	13	3.70
*Apr 07	OHIO STATE	9.0	9	9	9	4	11	1	1	2	3	0	1	0	0	3-9	22-7	13	3.88
Apr 09	at Kansas	8.0	14	13	12	3	7	2	0	2	1	0	3	1	0	11-13	22-8	13	4.17
*Apr 12	at Rutgers	10.2	15	7	7	5	6	3	0	0	1	0	1	0	1	6-7	22-9	13	4.24
*Apr 13	at Rutgers	9.0	9	1	1	0	13	0	0	0	0	0	1	1	0	16-1	23-9	13	4.13
*Apr 14	at Rutgers	8.0	11	6	6	6	1	1	0	2	1	0	2	1	0	4-6	23-10	13	4.21
Apr 16	CREIGHTON	9.0	9	6	6	4	8	0	0	3	2	0	2	0	0	4-6	23-11	13	4.26
*Apr 19	MARYLAND	9.0	7	3	3	2	11	1	0	1	0	0	0	1	0	6-3	24-11	14	4.22
*Apr 20	MARYLAND	9.0	12	11	11	3	6	1	0	3	1	0	1	1	0	2-11	24-12	14	4.41
*Apr 21	MARYLAND	7.0	6	4	4	0	10	0	0	1	1	0	1	0	0	16-4	25-12	14	4.43
Apr 23	KANSAS	9.0	11	9	9	5	12	2	0	3	1	0	2	1	0	4-9	25-13	14	4.55
*Apr 26	IOWA	9.0	9	4	3	1	8	1	1	0	0	0	2	0	0	7-4	26-13	15	4.51
*Apr 27	IOWA	7.0	7	2	2	3	5	1	0	1	0	0	0	2	0	12-2	27-13	15	4.47
*Apr 28	IOWA	9.0	8	4	4	5	8	3	0	2	1	0	0	1	1	1-4	27-14	15	4.46
Apr 30	at Creighton	8.0	13	9	4	2	12	3	1	3	0	0	0	0	0	5-9	27-15	15	4.46
May 01	KANSAS STATE	9.0	0	0	0	2	12	0	0	0	0	0	0	1	0	8-0	28-15	15	4.35
*May 03	at Minnesota	9.0	11	7	6	2	10	3	0	3	0	0	1	0	0	10-7	29-15	16	4.39
*May 04	at Minnesota	9.0	9	3	3	5	7	4	0	1	2	0	0	1	0	7-3	30-15	16	4.36
*May 05	at Minnesota	8.0	5	6	6	1	6	2	0	2	1	0	1	0	0	2-6	30-16	16	4.41
May 08	SDSU	9.0	14	10	9	2	15	2	0	2	0	0	0	0	0	6-10	30-17	16	4.51
*May 10	INDIANA	9.0	11	10	4	3	7	3	0	2	1	0	2	0	1	5-10	30-18	16	4.50
*May 11	INDIANA	10.0	6	2	2	4	12	1	0	1	1	0	2	0	0	5-2	31-18	16	4.43
*May 12	INDIANA	9.0	6	2	2	2	5	0	0	2	1	0	1	0	0	4-2	32-18	16	4.38
Totals		443.1	414	248	216	144	424	72	7	57	42	2	50	29	6	344-248	32-18	16	4.38

TEAM BATTING

Category	Number	Game
At-Bats	42	at Grand Canyon, 2/23/24
	42	at Rutgers, 4/12/24
Runs Scored	16	vs. Nicholls, 3/16/24
	16	at Rutgers, 4/13/24
	16	vs. Maryland, 4/21/24
Hits	17	at Grand Canyon, 2/23/24
Runs Batted In	16	vs. Nicholls, 3/16/24
Doubles	5	vs. South Alabama, 3/10/24
	5	vs. Nicholls, 3/17/24
Triples	2	at Grand Canyon, 2/22/24
Home Runs	4	vs. South Alabama, 3/9/24
Total Bases	31	vs. South Alabama, 3/9/24
Walks	9	vs. South Alabama, 3/10/24
	9	vs. Nicholls, 3/16/24
	9	vs. Omaha, 3/19/24
Strikeouts	15	vs. Iowa, 4/28/24
Sacrifice Hits	2	Ten Times
Stolen Bases	6	vs. New Mexico State, 3/22/24
Hit by Pitch	7	vs. Nicholls, 3/16/24

TEAM FIELDING

Category	Number	Game
Putouts	32	at Rutgers, 4/12/24
Assists	18	at Creighton, 4/2/24
Errors	5	vs. South Alabama, 3/10/24
Passed Balls	1	Six Times
Double Plays Turned	2	Five Times

TEAM PITCHING

Category	Number	Game
Innings Pitched	10.2	at Rutgers, 4/12/24
Runs Allowed	13	at Kansas, 4/9/24
Earned Runs	12	at Kansas, 4/9/24
Walks Allowed	7	vs. Nicholls, 3/17/24
Strikeouts	16	vs. South Alabama, 3/10/24
Hits Allowed	15	at Rutgers, 4/12/24
Doubles Allowed	4	at Minnesota, 5/4/24
Triples Allowed	1	Seven Times
Home Runs Allowed	4	vs. South Alabama, 3/8/24
Wild Pitches	6	vs. Nicholls, 3/15/24
Hit Batters	3	Five Times

INDIVIDUAL BATTING

Category	Number	Game
At-Bats	6	Six Times
Runs Scored	3	16 Times
Hits	4	J. Overbeek vs. Texas Tech, 2/17/24
	4	C. Evans at Wichita State, 3/12/24
Runs Batted In	5	Six Times
Doubles	2	Nine Times
Triples	1	Seven Times
Home Runs	2	J. Caron at Grand Canyon, 2/23/24
Total Bases	8	J. Caron at Grand Canyon, 2/23/24
	8	J. Caron vs. Iowa, 4/27/24
Walks	4	C. Brumbaugh vs. Nicholls, 3/15/24
	4	J. Caron vs. Indiana, 5/11/24
Strikeouts	4	R. Stokes at Wichita State, 3/12/24
	4	J. Caron vs. Kansas, 4/23/24
Sacrifice Hits	2	R. Silva at Northwestern, 3/31/24
Stolen Bases	2	10 Times
Hit by Pitch	3	R. Silva at Grand Canyon, 2/22/24

INDIVIDUAL FIELDING

Category	Number	Game
Putouts	15	B. Columbus vs. SDSU, 5/8/24
Assists	7	R. Stokes at Northwestern, 3/29/24
Errors	2	R. Stokes vs. South Alabama, 3/10/24
	2	D. Carey vs. South Alabama, 3/10/24
Passed Balls	1	Six Times

INDIVIDUAL PITCHING

Category	Number	Game
Innings Pitched	9.0	B. Sears vs. Ohio State, 4/5/24
	9.0	J. Brockett vs. Kansas State, 5/1/24
Runs Allowed	7	D. Christo vs. South Alabama, 3/8/24
Earned Runs	7	D. Christo vs. South Alabama, 3/8/24
Walks Allowed	5	B. Sears vs. Nicholls, 3/16/24
Strikeouts	12	J. Brockett vs. Kansas State, 5/1/24
Hits Allowed	8	B. Sears vs. Iowa, 4/26/24
Doubles Allowed	3	W. Walsh at Charleston, 3/3/24
	3	M. McConaughy at Minnesota, 5/4/24
Triples Allowed	1	Seven Times
Home Runs Allowed	3	D. Christo vs. South Alabama, 3/8/24
Wild Pitches	3	D. Christo vs. Nicholls, 3/15/24
Hit Batters	2	Seven Times

HITTING BY SERIES

TEAM	W-L	AVG	R	H	2B	3B	HR	RBI	BB	SO	SB-ATT	W/RISP	2OUT
Baylor	1-0	.167	4	5	2	0	1	4	5	14	1-2	.375	.250
Texas Tech	0-1	.313	3	10	0	0	0	2	4	7	1-2	.083	.364
Oklahoma	0-1	.206	6	7	1	0	0	4	4	13	3-3	.167	.231
Grand Canyon	3-1	.324	33	46	6	2	4	26	16	42	6-8	.273	.353
Charleston	3-0	.267	16	28	6	0	1	14	14	20	4-6	.294	.242
South Alabama	2-1	.374	28	40	11	0	5	28	14	13	1-2	.417	.474
Wichita State	1-1	.222	11	16	5	0	3	10	8	24	3-3	.107	.250
Nicholls	3-0	.356	34	36	7	0	4	33	19	15	5-7	.302	.214
Omaha	1-0	.265	11	9	3	0	1	10	9	11	4-5	.429	.200
North Dakota State	1-0	.241	3	7	1	0	0	2	5	5	2-4	.182	.125
New Mexico State	2-0	.323	16	21	3	0	2	16	7	14	7-8	.524	.273
Northwestern	3-0	.260	22	27	3	0	3	21	15	14	3-6	.367	.257
Creighton	0-2	.200	7	13	4	1	1	7	8	19	1-2	.176	.261
Ohio State	2-1	.273	13	27	5	1	2	12	9	25	6-7	.206	.229
Kansas	0-2	.286	15	20	4	0	3	15	12	20	2-2	.450	.393
Rutgers	1-2	.287	26	33	4	0	5	22	14	25	9-10	.286	.325
Maryland	2-1	.364	24	36	7	1	4	21	15	24	7-7	.267	.355
Iowa	2-1	.256	20	23	7	0	4	19	18	30	8-8	.250	.214
Kansas State	1-0	.387	8	12	3	1	1	7	3	5	3-5	.300	.300
Minnesota	2-1	.311	19	33	6	0	2	16	11	29	3-5	.242	.325
South Dakota State	0-1	.343	6	12	1	1	1	6	8	11	2-2	.071	.357
Indiana	2-1	.238	14	24	6	0	4	13	10	29	5-6	.188	.303

SITUATIONAL HITTING

Player	Overall AB/AVG	vs. Left AB/AVG	vs. Right AB/AVG	W/ Bases Empty	W/ Runners On Base	W/ Bases Loaded	With 2 Outs	Runners In Score Pos.	Reached Leadoff
Sanderson, Case	104/.356	26/.385	78/.346	53/.321	51/.392	2/.000	33/.424	29/.276	31/.516
Stokes, Rhett	120/.333	37/.243	83/.373	68/.338	52/.327	3/.333	38/.316	35/.314	32/.313
Brumbaugh, Cayden	122/.320	45/.378	77/.286	69/.319	53/.321	4/.000	34/.294	37/.351	53/.358
Stone, Tyler	146/.315	44/.250	102/.343	56/.232	90/.367	3/.333	47/.340	52/.288	32/.375
Caron, Josh	193/.311	69/.333	124/.298	78/.269	115/.339	11/.273	79/.354	73/.370	35/.343
Columbus, Ben	87/.310	21/.429	66/.273	45/.311	42/.310	4/.250	30/.333	33/.273	25/.400
Jesske, Will	21/.286	17/.294	4/.250	9/.222	12/.333	0/---	6/.333	8/.250	5/.200
Silva, Riley	169/.278	55/.327	114/.254	87/.264	82/.293	7/.143	41/.220	48/.292	48/.375
Evans, Cole	162/.278	48/.250	114/.289	73/.288	89/.270	2/.500	67/.313	67/.284	37/.459
Hufft, Dylan	18/.278	2/.000	16/.313	8/.250	10/.300	1/.000	9/.333	7/.286	6/.500
Overbeek, Joshua	135/.274	38/.237	97/.289	68/.309	67/.239	3/.000	39/.282	51/.176	44/.455
Anglim, Garrett	102/.265	28/.357	74/.230	40/.250	62/.274	5/.200	43/.163	42/.262	20/.500
Carey, Dylan	186/.258	53/.302	133/.241	88/.239	98/.276	4/.250	62/.290	55/.236	41/.366
Walsh, Will	32/.250	21/.190	11/.364	13/.231	19/.263	1/1.000	15/.133	13/.308	6/.333
Swansen, Gabe	59/.220	21/.143	38/.263	29/.276	30/.167	1/.000	22/.273	18/.167	12/.333
Bradford, Clay	37/.216	7/.000	30/.267	21/.238	16/.188	2/.000	8/.250	11/.091	12/.417
Buettenback, Max	6/.167	0/---	6/.167	4/.250	2/.000	0/---	4/.250	2/.000	1/.000
Hughes, Bryce	2/.000	1/.000	1/.000	1/.000	1/.000	0/---	0/---	1/.000	1/.000
Lewis, Hayden	1/.000	1/.000	0/---	1/.000	0/---	0/---	1/.000	0/---	0/---

MULTIPLE HIT GAMES

Player	2	3	4	5+	Total
Caron, Josh	15	4	-	-	19
Silva, Riley	11	2	-	-	13
Carey, Dylan	10	3	-	-	13
Brumbaugh, Cayden	10	3	-	-	13
Sanderson, Case	10	2	-	-	12
Evans, Cole	8	1	1	-	10
Stokes, Rhett	2	8	-	-	10
Stone, Tyler	6	4	-	-	10
Columbus, Ben	8	1	-	-	9
Overbeek, Joshua	6	1	1	-	8
Anglim, Garrett	3	2	-	-	5
Swansen, Gabe	3	-	-	-	3
Jesske, Will	2	-	-	-	2
Hufft, Dylan	2	-	-	-	2
Walsh, Will	1	1	-	-	2
Bradford, Clay	1	-	-	-	1
TEAM	98	32	2	0	132

MULTIPLE RBI GAMES

Player	2	3	4	5+	Total
Caron, Josh	6	4	1	2	13
Evans, Cole	7	2	-	1	10
Stone, Tyler	6	2	-	-	8
Columbus, Ben	4	1	-	1	6
Brumbaugh, Cayden	4	2	-	-	6
Anglim, Garrett	5	-	-	1	6
Carey, Dylan	3	2	-	-	5
Stokes, Rhett	4	1	-	-	5
Overbeek, Joshua	3	1	-	-	4
Silva, Riley	3	1	-	-	4
Walsh, Will	1	2	-	1	4
Sanderson, Case	3	-	-	-	3
Swansen, Gabe	1	1	-	-	2
Bradford, Clay	-	1	-	-	1
Jesske, Will	1	-	-	-	1
TEAM	51	20	1	6	78

HITTING STREAKS

Player	Season Long	Current
Caron, Josh	14	1
Overbeek, Joshua	9	-
Brumbaugh, Cayden	8	-
Columbus, Ben	8	-
Stone, Tyler	8	4
Evans, Cole	6	2
Sanderson, Case	6	1
Silva, Riley	5	-
Carey, Dylan	5	-
Stokes, Rhett	4	1
Anglim, Garrett	4	1
Bradford, Clay	4	-
Walsh, Will	3	-
Swansen, Gabe	3	-
Jesske, Will	2	-
Hufft, Dylan	2	-

REACHED BASE STREAKS

Player	Season Long	Current
Sanderson, Case	20	1
Brumbaugh, Cayden	20	7
Caron, Josh	16	3
Silva, Riley	15	-
Evans, Cole	13	13
Stone, Tyler	11	4
Overbeek, Joshua	9	-
Columbus, Ben	8	-
Carey, Dylan	7	-
Bradford, Clay	6	-
Hufft, Dylan	6	-
Stokes, Rhett	5	1
Anglim, Garrett	5	1
Walsh, Will	4	-
Swansen, Gabe	4	-
Jesske, Will	2	-
Buettenback, Max	2	-

PLAYER	TOTAL	VS.		HOME	R/N	RUNNERS ON				OUTS			TIED GAME	GO-AHEAD
		LHP	RHP			0	1	2	3	0	1	2		
Anglim	2	0	2	1	1	1	0	1	0	1	1	0	0	0
Bradford	3	0	3	1	2	2	0	1	0	2	0	1	0	0
Buettenback	1	0	1	0	1	1	0	0	0	0	0	1	0	0
Carey	6	1	5	3	3	3	3	0	0	2	2	2	1	2
Caron	9	2	7	5	4	1	4	3	1	0	5	4	1	4
Columbus	5	2	3	3	2	2	2	1	0	1	1	3	2	0
C. Evans	5	1	4	3	2	2	1	1	1	0	3	2	0	2
Overbeek	5	1	4	4	1	4	0	1	0	2	1	2	1	2
Sanderson	2	0	2	1	1	0	2	0	0	0	1	1	0	0
Stokes	1	0	1	0	1	1	0	0	0	0	1	0	0	0
Stone	8	3	5	5	3	4	3	1	0	2	4	2	2	2
Swansen	1	0	1	1	0	0	0	1	0	1	0	0	0	0
Walsh	5	4	1	3	2	1	1	2	1	1	2	2	1	1

Pinch-Hit
Grand Slam
Multi-Homer Game
Back-To-Back
Led off the Game
Inside-The-Park
Walk-Off

Last: Max Buettenback at Wichita State (March 13, 2024)
Last: Cole Evans at Kansas (April 9, 2024)
Last: Josh Caron (2) at Grand Canyon (February 23, 2024)
Last: Ben Columbus/Dylan Carey at Rutgers (April 13, 2024)
Last: Brice Matthews at Creighton (May 9, 2023)
Last: Max Buettenback at Wichita State (March 13, 2024)
Last: Cole Evans vs. Indiana (May 11, 2024)

Season Total: 2
Season Total: 3
Season Total: 1
Season Total: 1
Season Total: 0
Season Total: 1
Season Total: 1

HR BY POSITION

C	1B	2B	3B	SS	LF	CF	RF	DH	P
11	15	1	5	6	7	1	5	2	0

HR BY INNING

1	2	3	4	5	6	7	8	9	10+
5	4	7	10	7	3	6	7	3	1

HR BY BATTING ORDER

1	2	3	4	5	6	7	8	9
3	0	4	12	5	12	8	7	2

CAREER HOME RUN BREAKDOWN

PLAYER	1R	2R	3R	GS	TOTAL
Swansen	6	8	6	-	20
Caron	5	6	4	1	16
Anglim	8	2	1	-	11
Carey	6	3	1	-	10
C. Evans	4	2	2	1	9
Stone*	4	4	1	-	9
Walsh	1	3	2	1	7
Overbeek^	5	-	1	-	6
Columbus	2	2	1	-	5
Bradford	2	-	1	-	3
Sanderson	-	2	-	-	2
Buettenback	1	-	-	-	1
Stokes	1	-	-	-	1

* - Includes solo home run with Gonzaga in 2021.

^ - Includes solo home run with Pitt in 2022.

HOME RUN TRACKER

#	PLAYER	OPPONENT (DATE)
1	Anglim (1)	vs. Baylor (2/16)
2	Stone (1)	at Grand Canyon (2/22)
3	Caron (1)	at Grand Canyon (2/23)
4	Caron (2)	at Grand Canyon (2/23)
5	Caron (3)	at Grand Canyon (2/24)
6	Stone (2)	at Charleston (3/3)
7	Caron (4)	South Alabama (3/9)
8	Stone (3)	South Alabama (3/9)
9	C. Evans (1)	South Alabama (3/9)
10	Bradford (1)	South Alabama (3/9)
11	Carey (1)	South Alabama (3/10)
12	Stone (4)	at Wichita State (3/12)
13	Bradford (2)	at Wichita State (3/13)
14	Buettenback (1)	at Wichita State (3/13)
15	Caron (5)	Nicholls (3/15)
16	Walsh (1)	Nicholls (3/16)
17	Swansen (1)	Nicholls (3/16)
18	Walsh (2)	Nicholls (3/17)
19	Walsh (3)	Omaha (3/19)
20	Overbeek (1)	New Mexico State (3/22)
21	Anglim (2)	New Mexico State (3/22)
22	Walsh (4)	at Northwestern (3/29)
23	C. Evans (2)	at Northwestern (3/30)
24	Caron (6)	at Northwestern (3/30)
25	Carey (2)	Ohio State (4/6)
26	Sanderson (1)	Ohio State (4/7)
27	Columbus (1)	at Kansas (4/9)
28	C. Evans (3)	at Kansas (4/9)
29	Walsh (5)	at Rutgers (4/12)
30	Sanderson (2)	at Rutgers (4/13)
31	Columbus (2)	at Rutgers (4/13)
32	Carey (3)	at Rutgers (4/13)
33	Carey (4)	at Rutgers (4/14)
34	Caron (7)	Creighton (4/16)
35	Overbeek (2)	Maryland (4/19)
36	Columbus (3)	Maryland (4/19)
37	Columbus (4)	Maryland (4/20)
38	Stone (5)	Maryland (4/21)
39	Stone (6)	Kansas (4/23)
40	Stone (7)	Iowa (4/26)
41	Caron (8)	Iowa (4/27)
42	C. Evans (4)	Iowa (4/27)
43	Overbeek (3)	Iowa (4/28)
44	Bradford (3)	at Creighton (4/30)
45	Stokes (1)	at Creighton (4/30)
46	Columbus (5)	Kansas State (5/1)
47	Carey (5)	at Minnesota (5/3)
48	Overbeek (4)	at Minnesota (5/4)
49	Overbeek (5)	South Dakota St. (5/8)
50	Caron (9)	Indiana (5/10)
51	Stone (8)	Indiana (5/11)
52	Carey (6)	Indiana (5/11)
53	C. Evans (5)	Indiana (5/11)

WHERE NEBRASKA RANKS

Through May 13

Category	Value	B1G	NCAA
Walks	233	8th	132nd
Batting Average	.290	8th	93rd
Double Plays	29	12th	189th
Double Plays/Game	0.58	12th	210th
Doubles	97	6th	91st
Doubles/Game	1.94	8th	96th
Earned Run Average	4.38	1st	23rd
Fielding Pct.	.975	7th	61st
Hit Batters	50	11th	245th
Hit By Pitch	76	6th	89th
Hits	494	5th	91st
Home Runs	53	8th	146th
Home Runs/Game	1.06	9th	158th
On-Base Pct.	.395	8th	94th
Runs	344	9th	135th
Sac Bunts	37	2nd	24th
Scoring	6.9	9th	140th
Slugging Pct.	.449	9th	138th
Stolen Bases	86	1st	35th
Triples	7	6th	196th
Triples/Game	0.14	7th	212th
WHIP	1.26	1st	7th

ACTIVE CAREER LEADERS

Games Played.....	Garrett Anglim - 124
Games Started.....	Josh Caron - 117
At-Bats.....	Josh Caron - 451
Runs.....	Josh Caron - 79
Hits.....	Josh Caron - 120
Doubles.....	Josh Caron - 28
Triples.....	Garrett Anglim - 5
Home Runs.....	Gabe Swansen - 20
Runs Batted In.....	Josh Caron - 88
Walks.....	Josh Caron - 49
Times Hit By Pitch.....	Garrett Anglim - 25
Stolen Bases.....	Riley Silva - 30
Pitching Appearances.....	Kyle Perry - 65
Wins.....	Brett Sears - 10
Games Started.....	Brett Sears - 23
Complete Games.....	Brett Sears - 2
Shutouts.....	Brett Sears - 2
Saves.....	Kyle Froehlich - 7
Innings Pitched.....	Bobby Olsen - 119.0
Strikeouts.....	Kyle Perry - 117

GAMES STARTED (POSITION PLAYERS)

Player	'20	'21	'22	'23	'24	Total
Caron	-	-	22	48	47	117
Carey	-	-	-	53	49	102
Anglim	-	-	45	28	25	98
C. Evans	1	-	-	40	43	84
Swansen	-	-	9	49	16	74
Columbus	-	-	-	34	24	58
Silva	-	-	-	-	49	49
Stone	-	-	11	-	36	47
Overbeek	-	-	6	-	37	43
Stokes	-	-	-	-	35	35
Brumbaugh	-	-	2	-	31	33
Sanderson	-	-	-	-	31	31
Walsh	-	-	-	9	9	18
Bradford	-	-	-	-	9	9
Hufft	-	-	-	-	5	5
Jesske	-	-	-	-	3	3
Buettenback	-	-	-	-	1	1

GAME-WINNING PLAYS

Date	Opponent	Play	Inn.	Final
2/16	vs. Baylor	Carey RBI Double	8th	4-1
2/22	at Grand Canyon	Stone 2-Run HR	4th	7-2
2/23	at Grand Canyon	Caron 2-Run HR	1st	11-1
2/25	at Grand Canyon	Stone on Passed Ball	8th	10-8
2/29	at Charleston	C. Evans RBI Fielder's Choice	10th	6-5
3/2	at Charleston	Stone Sacrifice Fly	9th	5-4
3/3	at Charleston	Silva Single & Error	9th	5-3
3/9	South Alabama	Caron 2-Run HR	3rd	13-2
3/10	South Alabama	C. Evans 2-RBI Double	6th	12-7
3/12	at Wichita State	Columbus Walk	4th	8-6
3/15	Nicholls	Caron 2-RBI Single	7th	7-6
3/16	Nicholls	Anglim Hit by Pitch	1st	16-0
3/17	Nicholls	Stokes RBI Double	6th	11-4
3/19	Omaha	Walsh Solo HR	5th	11-5
3/20	North Dakota State	Anglim RBI Single	3rd	3-1
3/22	New Mexico State	Brumbaugh 2-RBI Single	3rd	14-2
3/23	New Mexico State	Sanderson RBI Single	7th	2-1
3/29	at Northwestern	C. Evans Sacrifice Fly	7th	5-2
3/30	at Northwestern	Caron Grand Slam	2nd	9-5
3/31	at Northwestern	C. Evans Sacrifice Fly	10th	8-7
4/5	Ohio State	Caron Ground into Double Play	1st	3-0
4/6	Ohio State	Silva RBI Double	5th	7-3
4/13	at Rutgers	C. Evans 2-RBI Single	3rd	16-1
4/19	Maryland	Brumbaugh 2-RBI Double	4th	6-3
4/21	Maryland	Silva RBI Single	2nd	16-4
4/26	Iowa	C. Evans RBI Double	7th	7-4
4/27	Iowa	Stokes 2-RBI Single	4th	12-2 (7)
5/1	Kansas State	Silva Wild Pitch	1st	8-0
5/3	at Minnesota	Carey 2-Run HR	7th	10-7
5/4	at Minnesota	Overbeek 3-Run HR	8th	7-3
5/11	Indiana	C. Evans 3-Run HR	10th	5-2 (10)
5/12	Indiana	C. Evans RBI Double	6th	4-2

BIG INNINGS (FOUR OR MORE RUNS)

Date	Opponent	Inn.	Batters	R	H	E	Result
2/25	at Grand Canyon	3rd	10	6	4	2	W, 10-8
2/29	at Charleston	9th	9	4	2	1	W, 6-5 (10)
3/10	South Alabama	5th	8	4	4	0	W, 12-7
3/10	South Alabama	6th	10	6	6	0	W, 12-7
3/12	at Wichita State	3rd	8	4	5	0	W, 8-6
3/16	Nicholls	1st	8	5	1	0	W, 16-0
3/16	Nicholls	3rd	10	5	5	1	W, 16-0
3/16	Nicholls	5th	8	4	2	1	W, 16-0
3/17	Nicholls	4th	7	4	4	2	W, 11-4
3/17	Nicholls	6th	10	5	5	0	W, 11-4
3/22	New Mexico State	3rd	9	5	5	0	W, 14-2
3/22	New Mexico State	8th	8	5	3	0	W, 14-2
3/30	at Northwestern	2nd	10	7	5	0	W, 9-5
3/31	at Northwestern	4th	10	5	1	2	W, 8-7 (10)
4/6	Ohio State	5th	11	6	7	1	W, 7-3
4/9	at Kansas	3rd	7	4	4	0	L, 13-11
4/9	at Kansas	6th	8	5	2	1	L, 13-11
4/13	at Rutgers	3rd	8	5	3	1	W, 16-1
4/13	at Rutgers	8th	8	5	4	0	W, 16-1
4/19	Maryland	4th	9	4	4	0	W, 6-3
4/21	Maryland	4th	10	5	7	2	W, 16-4
4/21	Maryland	6th	10	5	2	1	W, 16-4
4/27	Iowa	5th	8	4	3	0	W, 12-2 (7)
5/1	Kansas State	5th	7	4	3	0	W, 8-0
5/3	at Minnesota	5th	10	4	3	3	W, 10-7
5/4	at Minnesota	8th	8	4	2	0	W, 7-3

RUNS BY INNING

	1	2	3	4	5	6	7	8	9	EX	TOTAL
Nebraska	26	23	51	53	45	48	31	39	23	5	344
Opponents	43	26	28	18	20	30	21	23	38	1	248

RECORD WHEN TEAM SCORES

Runs	0	1	2	3	4	5	6	7	8	9	10+
W-L	0-0	0-1	1-2	2-5	2-3	4-3	2-3	5-0	3-0	1-0	12-1

RECORD WHEN OPPONENT SCORES

Runs	0	1	2	3	4	5	6	7	8	9	10+
W-L	3-0	5-0	7-0	4-0	4-1	3-1	2-4	3-3	1-0	0-4	0-5

RECORD WHEN LEADING AFTER

Inn.	1	2	3	4	5	6	7	8
W-L	8-4	12-4	17-3	22-2	21-2	23-4	25-5	25-5

RECORD WHEN TRAILING AFTER

Inn.	1	2	3	4	5	6	7	8
W-L	9-8	8-12	9-13	7-13	4-13	2-13	2-12	3-12

RECORD WHEN TIED AFTER

Inn.	1	2	3	4	5	6	7	8
W-L	15-6	12-2	6-2	3-3	7-3	7-1	3-1	2-1

STARTERS

Pitcher	Starts	QS	IP/Start	#P/Start	Run Support	Support/Start	Team Record
Brockett	3	1	6.2	71	12	4.0	2-1
Christo	9	2	4.0	68	24	2.7	5-4
Clark	3	0	2.2	52	10	3.3	1-2
Harrahill	1	0	1.0	36	0	0.0	0-1
Horn	4	0	1.2	42	4	1.0	2-2
McConnaughey	8	3	5.1	81	47	5.9	7-1
Sears	13	10	6.1	95	80	6.2	11-2
Walsh	9	2	4.1	67	29	3.2	4-5

STAFF BY SERIES

Opponent	W-L/S	ERA	IP	H	ER	BB	SO
Baylor	1-0/1	1.00	9.0	7	1	0	9
Texas Tech	0-1/0	6.00	9.0	11	6	3	9
Oklahoma	0-1/0	7.27	8.2	11	7	6	10
Grand Canyon	3-1/2	3.60	35.0	35	14	8	22
Charleston	3-0/3	2.89	28.0	20	9	10	24
South Alabama	2-1/0	5.33	27.0	25	16	6	31
Wichita State	1-1/1	7.41	17.0	21	14	4	16
Nicholls	3-0/2	3.00	27.0	18	9	18	19
Omaha	1-0/0	4.00	9.0	6	4	4	12
North Dakota St.	1-0/0	1.00	9.0	6	1	0	13
New Mexico State	2-0/1	1.00	18.0	10	2	8	19
Northwestern	3-0/1	4.18	28.0	23	13	6	22
Creighton	0-2/0	5.29	17.0	20	10	8	15
Ohio State	2-1/1	4.00	27.0	17	12	7	30
Kansas	0-2/0	11.12	17.0	25	21	8	19
Rutgers	1-2/0	4.55	27.2	35	14	11	20
Maryland	2-1/1	6.48	25.0	25	18	5	27
Iowa	2-1/1	3.24	25.0	24	9	9	21
Kansas State	1-0/0	0.00	9.0	0	0	2	12
Minnesota	2-1/1	5.19	26.0	25	15	8	23
South Dakota St.	0-1/0	9.00	9.0	14	9	2	15
Indiana	2-1/0	2.57	28.0	23	8	9	24

STARTER/BULLPEN SPLITS

	W/L/S	ERA	IP	H	R	ER	K/B
Starter	17/9	3.88	239.0	213	120	103	228/62
Bullpen	15/9/16	4.98	204.1	201	128	113	196/82
TOTAL	30/18/16	4.38	443.1	414	248	216	424/144

STARTER/BULLPEN SPLITS - BIG TEN

	W/L/S	ERA	IP	H	R	ER	K/B
Starter	8/4	4.04	111.1	103	53	50	99/30
Bullpen	6/3/5	4.66	75.1	69	45	39	68/25
TOTAL	14/7/5	4.29	186.2	172	98	89	167/55

STARTERS BY LOCATION

	W/L	ERA	IP	H	R	ER	K/B
Home	11/5	3.43	133.2	99	58	51	142/35
Away	6/4	4.61	91.2	101	57	47	72/24
Neutral	0/0	3.29	13.2	13	5	5	14/3
TOTAL	17/9	3.88	239.0	213	120	103	228/62

RELIEVERS BY LOCATION

	W/L/S	ERA	IP	H	R	ER	K/B
Home	7/3/7	4.81	97.1	89	60	52	101/44
Away	7/4/8	4.98	94.0	96	59	52	81/32
Neutral	1/2/1	6.23	13.0	16	9	9	14/6
TOTAL	15/9/16	4.98	204.1	201	128	113	196/82

MISCELLANEOUS STATS

Pitcher	K/9	WHIP	SV/OPP	FO/GO
Borst	11.2	1.67	0/0	13/7
Brockett	8.1	1.07	0/0	17/28
Christo	8.0	1.38	0/0	56/37
Clark	10.0	1.63	0/0	19/31
Cleavinger	12.6	1.20	0/0	4/3
Daiss	6.9	1.42	5/8	19/23
Frahm	4.5	2.00	0/0	5/0
Froehlich	8.8	1.50	0/1	18/15
Harrahill	18.0	5.00	0/0	1/0
Horn	6.4	2.07	1/1	21/20
Lewis	27.0	6.0	0/0	0/0
McConnaughey	10.5	1.34	0/0	41/51
Olsen	9.8	2.18	0/0	6/6
Perry	8.3	1.33	3/3	12/22
Sanders	6.1	1.20	2/3	10/18
Sears	8.8	0.89	0/0	98/65
Timmerman	9.2	2.30	1/1	11/16
Walsh	6.8	1.52	0/0	51/52
Worthley	8.6	1.09	4/4	32/25

STARTERS BY MONTH

	W/L	ERA	IP	H	R	ER	K/B
February	2/0	3.20	39.1	38	17	14	31/7
March	7/2	3.59	85.1	64	40	34	82/23
April	6/6	5.27	70.0	80	47	41	72/20
May	2/1	2.84	44.1	31	16	14	43/12
TOTAL	17/9	3.88	239.0	213	120	103	228/62

RELIEVERS BY MONTH

	W/L/S	ERA	IP	H	R	ER	K/B
February	3/3/4	4.73	32.1	33	20	17	24/14
March	8/0/8	4.12	67.2	58	35	31	69/29
April	1/4/3	5.52	76.2	79	49	47	72/30
May	3/2/1	5.86	27.2	31	24	18	31/9
TOTAL	15/9/16	4.98	204.1	201	128	113	196/82

#8 EVAN BORST

Date	Opponent	S/R	W/L/S	IP	H	HR	R-ER	BB-K
2/18/24	vs. Oklahoma	R	-	1.1	0	0	0-0	0-1
2/24/24	at Grand Canyon	R	-	1.1	1	0	1-1	1-1
2/29/24	at Charleston	R	W	1.0	1	0	0-0	1-1
3/12/24	at Wichita State	R	-	1.2	1	0	2-2	0-4
3/15/24	Nicholls	R	W	0.2	0	0	1-1	2-1
3/19/24	Omaha	R	-	1.0	0	0	1-0	1-1
3/23/24	New Mexico State	R	-	0.2	0	0	0-0	1-1
3/29/24	at Northwestern	R	-	0.0	0	0	0-0	1-0
4/9/24	at Kansas	R	-	1.0	0	0	0-0	0-1
4/12/24	at Rutgers	R	-	1.0	1	0	0-0	1-0
4/14/24	at Rutgers	R	-	0.0	0	0	0-0	1-0
4/23/24	Kansas	R	-	1.0	1	0	2-2	0-0
4/28/24	Iowa	R	-	1.0	1	0	0-0	1-3
5/8/24	South Dakota State	R	-	0.1	1	0	0-0	0-1

#17 HAYDEN LEWIS

Date	Opponent	S/R	W/L/S	IP	H	HR	R-ER	BB-K
3/8/24	South Alabama	R	-	0.1	1	0	0-0	1-1

#19 KYLE PERRY

Date	Opponent	S/R	W/L/S	IP	H	HR	R-ER	BB-K
2/16/19	at UC Riverside (DH 2)	R	-	0.1	0	0	0-0	1-1
2/22/19	vs. Oregon St. (DH 2)	S	-	1.1	3	1	3-3	3-2
3/20/19	Air Force	S	W	4.0	6	0	1-1	1-9
3/26/19	at Creighton	S	-	3.2	3	0	1-1	1-4
4/2/19	at Kansas State	S	W	7.0	3	0	0-0	1-3
4/9/19	Creighton	S	L	2.1	4	1	5-5	1-4
4/17/19	at Omaha	S	-	0.2	1	0	3-3	4-1
4/23/19	at Creighton	R	-	0.0	0	0	0-0	1-0
4/26/19	Illinois	R	-	2.2	6	0	2-2	1-1
5/25/19	vs. Michigan (2)	S	-	3.1	2	0	1-1	3-2
6/2/19	vs. UConn	R	-	1.0	1	0	0-0	1-2

2/16/20	at Baylor	R	-	2.1	0	0	0-0	0-1
2/23/20	vs. Arizona	R	-	2.1	0	0	0-0	0-1
2/29/20	at Arizona State	R	-	4.0	5	0	5-5	2-2
3/6/20	Columbia	S	W	5.0	2	1	1-1	0-7

5/10/21	at Rutgers	S	-	1.0	3	0	2-2	0-1
5/23/21	vs. Ohio State	S	W	2.0	1	0	0-0	0-3
5/29/21	Michigan (DH2)	S	W	3.0	0	0	0-0	1-4
6/6/21	at Arkansas	S	-	4.1	3	0	3-2	3-7

2/18/22	at Sam Houston	S	-	1.1	2	0	5-5	5-2
2/25/22	vs. TCU	S	L	4.1	4	1	3-3	3-8
3/4/22	at UT Arlington	S	-	5.0	5	0	0-0	0-4
3/13/22	at Omaha	R	L	3.1	3	0	1-1	1-3
3/18/22	Texas A&M-CC	S	-	0.2	2	1	2-2	1-0

2/19/23	at San Diego	R	-	1.2	1	0	2-2	1-1
2/24/23	at South Alabama	R	S	1.0	0	0	0-0	0-0
3/5/23	vs. Ole Miss	R	-	2.0	1	0	2-1	1-2
3/14/23	Omaha	R	-	1.0	2	1	2-2	0-1
3/19/23	vs. Nicholls	R	-	2.2	3	1	1-1	0-1
3/25/23	Illinois	R	-	1.0	2	0	1-1	0-1
4/8/23	at Michigan	R	-	1.0	0	0	0-0	0-2
4/14/23	Northwestern	R	-	2.1	1	0	0-0	0-4
4/18/23	Creighton	S	-	3.0	2	1	2-2	2-2
4/23/23	at Iowa	R	-	3.0	4	1	3-3	0-1
4/26/23	South Dakota State	R	-	1.0	1	0	1-1	1-0
4/29/23	Minnesota	R	-	1.0	0	0	0-0	0-3
5/3/23	North Dakota State	S	L	1.0	5	1	5-3	1-0
5/9/23	at Creighton	R	W	4.1	2	0	1-1	3-4
5/14/23	Penn State	R	S	1.2	0	0	0-0	0-1
5/18/23	at Purdue	R	-	0.2	1	0	0-0	0-1
5/20/23	at Purdue	R	S	1.0	2	0	1-0	0-2
5/24/23	vs. Rutgers	R	-	0.1	2	0	1-1	1-0
5/27/23	vs. Maryland	R	-	1.2	2	1	1-1	1-3

2/16/24	vs. Baylor	R	-	1.0	1	0	0-0	0-1
2/18/24	vs. Oklahoma	R	-	0.2	3	1	2-2	0-2

2/24/24	at Grand Canyon	R	-	0.2	0	0	0-0	0-0
2/25/24	at Grand Canyon	R	S	0.2	1	0	0-0	0-0
2/29/24	at Charleston	R	-	0.2	0	0	0-0	0-0
3/3/24	at Charleston	R	S	0.2	0	0	0-0	0-2
3/10/24	South Alabama	R	-	0.2	1	1	1-1	0-1
3/15/24	Nicholls	R	-	0.1	1	0	0-0	0-0
3/19/24	Omaha	R	-	0.1	0	0	0-0	0-0
3/23/24	New Mexico State	R	S	0.1	0	0	0-0	0-1
3/29/24	at Northwestern	R	-	1.1	1	0	0-0	0-0
3/31/24	at Northwestern	R	W	2.1	0	0	0-0	0-3
4/2/24	at Creighton	R	-	0.1	0	0	0-0	0-0
4/7/24	Ohio State	R	-	2.0	2	0	1-1	0-2
4/12/24	at Rutgers	R	-	0.1	2	0	2-2	1-0
4/16/24	Creighton	R	L	0.1	2	0	3-3	1-0
4/21/24	Maryland	R	-	1.0	0	0	0-0	0-1
4/23/24	Kansas	R	-	1.0	2	0	0-0	0-0
4/28/24	Iowa	R	-	0.2	1	0	0-0	0-1
5/5/24	at Minnesota	R	-	1.0	0	0	0-0	0-0
5/8/24	South Dakota State	R	-	0.2	0	0	0-0	0-2
5/10/24	Indiana	R	L	0.1	3	0	3-2	0-0

#20 TY HORN

Date	Opponent	S/R	W/L/S	IP	H	HR	R-ER	BB-K
2/17/24	vs. Texas Tech	R	-	1.2	1	0	0-0	0-2
2/23/24	at Grand Canyon	R	S	3.0	2	0	1-0	1-2
3/2/24	at Charleston	R	W	2.0	3	0	2-1	2-1
3/10/24	South Alabama	S	-	3.0	3	1	6-2	1-4
3/17/24	Nicholls	S	-	2.0	2	0	3-3	3-0
4/2/24	at Creighton	R	-	1.1	3	0	1-1	0-0
4/9/24	at Kansas	S	-	1.2	4	1	5-5	1-2
4/13/24	at Rutgers	R	-	1.0	2	0	1-1	0-1
4/16/24	Creighton	R	-	1.0	0	0	0-0	0-0
4/20/24	Maryland	R	-	1.0	2	0	0-0	0-0
4/30/24	at Creighton	S	L	0.2	6	1	6-1	0-1

#24 CALEB CLARK

Date	Opponent	S/R	W/L/S	IP	H	HR	R-ER	BB-K
2/19/23	at San Diego	S	-	4.1	3	1	5-5	2-1
2/26/23	at South Alabama	S	-	3.0	7	1	3-3	2-1
3/4/23	vs. Hawaii	S	L	0.2	5	0	8-8	1-1
3/8/23	Northern Colorado	R	W	2.1	1	0	0-0	0-4
3/14/23	Omaha	R	-	0.0	2	0	4-4	2-0
4/4/23	at Kansas State	S	-	2.0	3	0	1-1	2-2
4/11/23	Omaha	S	-	2.0	5	1	4-3	1-1
4/16/23	Northwestern	R	-	1.0	2	1	1-1	1-0
5/7/23	at Maryland	R	-	1.2	2	0	0-0	0-4

2/18/24	vs. Oklahoma	S	-	2.2	3	0	1-1	3-3
2/25/24	at Grand Canyon	S	-	4.0	6	0	4-4	1-2
3/3/24	at Charleston	R	-	0.2	0	0	0-0	0-1
3/8/24	vs. South Alabama	R	-	1.0	1	0	0-0	1-2
3/13/24	at Wichita State	R	-	0.2	3	1	5-5	2-0
4/2/24	at Creighton	R	-	0.0	0	0	2-1	0-0
4/13/24	at Rutgers	R	-	1.0	1	0	0-0	0-3
4/16/24	Creighton	S	-	2.0	0	0	0-0	1-4
4/20/24	Maryland	R	-	3.1	3	1	4-4	2-2
4/23/24	Kansas	R	-	1.0	1	1	1-1	0-2
4/26/24	Iowa	R	-	1.2	1	0	0-0	1-1
4/30/24	at Creighton	R	-	3.0	2	0	0-0	0-3
5/4/24	at Minnesota	R	-	2.2	2	1	2-2	2-2
5/8/24	South Dakota State	R	-	1.1	1	0	1-1	1-4
5/11/24	Indiana	R	W	2.2	1	0	0-0	1-2

#25 DREW CHRISTO

Date	Opponent	S/R	W/L/S	IP	H	HR	R-ER	BB-K
2/19/22	at Sam Houston	R	-	0.0	1	1	2-2	0-0
3/16/22	New Mexico State	S	-	0.2	1	0	0-0	3-0
3/20/22	Texas A&M-CC	R	-	1.0	2	1	2-0	0-2
4/6/22	at Omaha	S	L	2.0	4	0	3-3	1-1
4/10/22	Rutgers	R	-	1.2	2	1	5-0	1-2

2/20/23	at San Diego	R	-	1.0	0	0	3-1	2-1
3/4/23	vs. Hawaii	R	-	1.0	1	0	0-0	0-2
3/8/23	Northern Colorado	R	-	1.2	3	0	2-2	2-1

3/14/23	Omaha	R	-	1.0	0	0	0-0	0-1
4/11/23	Omaha	R	-	1.0	0	0	0-0	0-0
4/15/23	Northwestern	R	-	1.0	0	0	0-0	1-1
4/21/23	at Iowa	R	-	1.1	0	0	0-0	1-1
4/25/23	at Omaha	R	W	4.0	4	0	1-1	0-8
5/3/23	North Dakota State	R	-	2.0	1	0	1-0	1-3
5/7/23	at Maryland	R	L	0.2	1	1	2-2	1-0
5/19/23	at Purdue	R	-	2.0	1	0	0-0	0-0

2/18/24	vs. Oklahoma	R	-	2.0	2	0	2-2	2-2
2/22/24	at Grand Canyon	S	W	6.0	7	0	1-1	1-4
2/29/24	at Charleston	S	-	6.2	4	0	3-2	1-2
3/8/24	South Alabama	S	L	4.1	7	3	7-7	0-4
3/15/24	Nicholls	S	-	5.0	4	0	2-1	0-4
3/23/24	New Mexico State	S	-	4.1	3	0	0-0	3-4
3/30/24	at Northwestern	S	-	4.2	2	0	2-2	3-3
4/7/24	Ohio State	S	L	2.1	2	1	4-4	0-4
4/14/24	at Rutgers	S	-	2.0	2	0	1-1	3-1
4/23/24	Kansas	S	L	2.0	4	1	4-4	2-5
4/30/24	at Creighton	R	-	1.0	1	0	0-0	1-2
5/5/24	at Minnesota	R	-	2.0	0	0	2-2	1-4
5/12/24	Indiana	R	W	4.0	2	0	0-0	0-2

#26 KYLE FROEHLICH

Date	Opponent	S/R	W/L/S	IP	H	HR	R-ER	BB-K
2/18/23	at UAB	R	-	1.2	0	0	0-0	0-2
2/21/23	LSU-Alexandria	R	W	2.0	2	0	0-0	0-2
2/25/23	vs. New Mexico State	R	S	0.2	0	0	0-0	0-2
3/4/23	UT Arlington	R	W	2.2	4	1	2-2	0-3
3/8/23	at UL-Monroe	R	S	2.0	2	0	0-0	0-2
3/12/23	Alabama A&M	R	S	0.2	0	0	0-0	0-2
3/14/23	UL-Monroe	R	-	1.0	0	0	0-0	0-0
3/19/23	Little Rock	R	-	2.0	1	0	0-0	0-2
3/26/23	at Oregon	R	-	2.0	0	0	1-0	1-2
3/31/23	at New Orleans	R	S	1.0	0	0	0-0	0-1
4/4/23	Louisiana Tech	R	-	2.0	2	0	3-3	2-4
4/8/23	Lamar	R	W	3.2	4	0	2-2	2-0
4/14/23	at Houston Christian	R	L	1.0	2	0	1-1	0-2
4/23/23	Incarinate Word	R	-	1.0	0	0	0-0	1-0
4/28/23	Nicholls	R	S	1.0	1	0	0-0	0-1
4/29/23	Nicholls	R	S	1.0	0	0	0-0	0-2
5/2/23	at Louisiana Tech	R	W	2.0	2	1	1-1	0-3
5/7/23	at Texas A&M-CC	R	-	1.0	2	0	1-0	0-0
5/12/23	McNeese	R	S	1.0	1	0	0-0	0-1
5/14/23	McNeese	R	-	2.0	2	0	0-0	0-1
5/18/23	at Southeastern La.	R	L	0.2	2	0	1-0	0-0
5/20/23	at Southeastern La.	R	L	1.1	4	0	2-2	0-0
5/26/23	vs. New Orleans	R	-	3.1	4	0	0-0	1-3

2/18/24	vs. Oklahoma	R	-	1.0	0	0	0-0	0-1
3/9/24	South Alabama	R	-	1.0	1	0	0-0	0-1
3/13/24	at Wichita State	R	-	1.0	0	0	0-0	0-0
3/17/24	Nicholls	R	-	2.0	1	0	0-0	1-1
3/20/24	North Dakota State	R	-	1.2	2	0	1-1	0-2
3/23/24	New Mexico State	R	-	1.0	1	0	0-0	0-1
3/31/24	at Northwestern	R	-	0.1	2	1	2-2	0-1
4/9/24	at Kansas	R	L	0.1	2	0	2-2	0-0
4/16/24	Creighton	R	-	2.0	3	1	1-1	0-2
4/21/24	Maryland	R	-	0.2	0	0	0-0	0-2
4/23/24	Kansas	R	-	0.2	0	0	0-0	0-1
4/26/24	Iowa	R	W	2.0	0	0	0-0	0-1
4/28/24	Iowa	R	-	0.1	0	0	0-0	1-0
4/30/24	at Creighton	R	-	0.2	2	1	1-1	1-2
5/5/24	at Minnesota	R	-	1.2	1	1	1-1	0-1
5/8/24	South Dakota State	R	-	0.2	3	0	0-0	0-1
5/10/24	Indiana	R	-	0.1	2	0	4-2	2-0

#28 BOBBY OLSEN

Date	Opponent	S/R	W/L/S	IP	H	HR	R-ER	BB-K
2/22/20	at Wofford	S	L	2.1	3	0	6-6	4-0
2/29/20	at Wake Forest	R	-	1.0	1	0	0-0	0-1
3/7/20	at Kennesaw State	R	-	3.0	3	0	3-2	3-2
2/25/22	at Memphis	R	-	4.0	2	0	2-2	2-3

3/4/22	at USF	R	-	1.1	1	0	0-0	0-2
3/6/22	at USF	R	-	4.1	3	0	1-1	1-2
3/11/22	at Gardner-Webb	S	-	6.1	7	0	5-3	2-8
3/20/22	Holy Cross	S	-	6.0	4	0	1-1	3-7
3/26/22	at Dartmouth	S	L	7.0	8	1	5-3	0-5
4/2/22	at Harvard	S	L	0.2	11	0	11-11	1-1
4/5/22	Holy Cross	S	-	3.0	0	0	0-0	1-1
4/9/22	Columbia	S	-	6.0	6	0	3-3	2-3
4/16/22	at Yale	S	-	6.2	6	1	2-2	1-2
4/23/22	at Penn	S	L	4.0	7	1	5-5	2-2
4/30/22	Princeton	S	-	5.0	6	1	5-4	2-6
5/7/22	Cornell	S	L	4.1	7	1	3-3	2-6
2/25/23	Georgia State	S	L	3.2	4	1	4-4	6-2
3/5/23	at New Orleans	R	-	3.0	3	1	2-1	1-2
3/11/23	vs. Penn State	S	W	5.0	3	0	1-1	2-4
3/18/23	Bryant	S	W	6.0	5	0	2-2	4-6
3/26/23	at Columbia	S	L	4.0	8	1	6-4	1-6
4/2/23	Yale	S	L	1.1	2	0	5-5	4-2
4/8/23	at Cornell	R	W	4.1	5	0	1-1	2-7
4/15/23	Penn	R	-	6.2	5	2	2-2	1-11
4/22/23	Harvard	R	-	2.0	2	0	1-1	1-3
4/29/23	Dartmouth	S	L	6.2	3	0	2-2	2-6
5/6/23	at Princeton	R	S	2.0	1	0	0-0	1-3
5/7/23	at Princeton	R	-	2.0	0	0	0-0	0-4

2/17/14	vs. Texas Tech	R	-	0.1	0	0	0-0	0-1
2/25/24	at Grand Canyon	R	-	0.2	0	0	0-0	0-1
2/29/24	at Charleston	R	-	0.0	2	0	1-1	1-0
3/13/24	at Wichita State	R	-	1.1	2	0	0-0	0-2
3/17/24	Nicholls	R	-	1.0	1	0	1-1	1-0
4/9/24	at Kansas	R	-	1.0	2	0	2-2	2-1
4/20/24	Maryland	R	-	1.0	2	1	2-2	0-1
4/30/24	at Creighton	R	-	0.1	0	0	0-0	0-0
5/5/24	at Minnesota	R	-	0.2	0	0	0-0	0-1
5/8/24	South Dakota State	R	-	0.2	0	0	0-0	0-1
5/10/24	Indiana	R	-	0.1	0	0	0-0	0-0

#30 WILL WALSH

Date	Opponent	S/R	W/L/S	IP	H	HR	R-ER	BB-K
4/10/22	Rutgers	R	-	0.2	3	0	1-1	0-1
2/20/23	at San Diego	R	-	0.1	1	1	1-0	0-0
3/8/23	Northern Colorado	R	-	1.0	1	1	1-1	0-2
3/21/23	at Creighton	R	L	6.0	2	0	3-3	0-4
3/28/23	North Dakota State	S	W	7.0	2	0	1-1	2-11
4/4/23	at Kansas State	R	-	1.1	2	0	0-0	0-0
4/9/23	at Michigan	S	-	3.0	7	1	3-3	1-2
4/16/23	Northwestern	S	W	5.0	2	0	0-0	1-5
4/18/23	Creighton	R	-	1.1	0	0	0-0	0-3
4/23/23	at Iowa	S	L	1.1	3	0	3-3	3-0
4/30/23	Minnesota	S	W	6.0	7	1	3-3	1-5
5/7/23	at Maryland	S	-	2.1	4	0	3-3	0-1
5/14/23	Penn State	S	-	4.0	5	1	3-2	0-2
5/19/23	at Purdue	R	-	1.2	5	1	5-5	0-1
5/24/23	vs. Rutgers	R	W	1.2	1	0	0-0	0-1
5/27/23	vs. Michigan State	S	W	9.0	4	0	0-0	0-7

2/17/24	vs. Texas Tech	S	-	5.2	7	0	3-3	0-4
2/24/24	at Grand Canyon	S	-	3.0	6	2	4-2	0-2
3/3/24	at Charleston	S	-	3.1	5	1	3-3	1-2
3/12/24	at Wichita State	S	W	6.0	6	1	3-3	1-2
3/20/24	North Dakota State	S	W	6.0	4	0	0-0	0-9
3/30/24	at Northwestern	R	W	3.1	5	0	3-2	0-2
4/2/24	at Creighton	S	L	2.0	4	1	2-2	1-3
4/7/24	Ohio State	R	-	4.1	3	0	1-1	2-5
4/14/24	at Rutgers	R	L	2.2	5	1	3-3	1-0
4/21/24	Maryland	S	W	5.1	6	1	4-3	0-7
4/28/24	Iowa	S	L	4.2	5	2	3-3	2-1
5/5/24	at Minnesota	S	L	2.1	4	1	3-3	0-0

#32 TUCKER TIMMERMAN

Date	Opponent	S/R	W/L/S	IP	H	HR	R-ER	BB-K
2/16/24	vs. Baylor	R	W	1.2	2	0	0-0	0-0
2/18/24	vs. Oklahoma	R	-	0.1	0	0	0-0	0-1

2/22/24	at Grand Canyon	R	-	1.1	0	0	0-0	1-1
2/25/24	at Grand Canyon	R	-	0.0	2	1	4-4	1-0
2/29/24	at Charleston	R	S	0.1	0	0	0-0	0-0
3/3/24	at Charleston	R	W	1.2	1	0	0-0	0-3
3/10/24	South Alabama	R	-	2.1	2	0	0-0	1-4
3/15/24	Nicholls	R	-	1.1	2	0	3-3	3-1
3/19/24	Omaha	R	-	1.2	4	0	4-4	1-2
3/22/24	New Mexico State	R	-	0.2	1	0	0-0	0-0
4/2/24	at Creighton	R	-	2.2	3	0	0-0	1-2
4/7/24	Ohio State	R	-	0.1	1	1	2-2	1-0
4/16/24	Creighton	R	-	1.0	1	0	0-0	2-1
4/23/24	Kansas	R	-	0.1	2	1	2-2	1-1

#33 JACKSON BROCKETT

Date	Opponent	S/R	W/L/S	IP	H	HR	R-ER	BB-K
2/20/22	at Sam Houston	R	-	1.0	0	0	0-0	1-1
2/26/22	vs. TCU	R	-	0.1	0	0	2-2	2-0
3/16/22	New Mexico State	R	-	1.1	3	0	2-2	1-3
3/20/22	Texas A&M-CC	R	-	1.0	2	0	2-2	0-2
3/28/22	at Creighton	R	-	1.2	1	0	1-0	2-3
4/6/22	at Omaha	R	-	2.1	1	0	1-1	1-2
4/10/22	Rutgers	R	-	4.1	4	1	1-1	0-4
4/16/22	BYU	S	-	5.1	4	1	2-2	1-2
4/26/22	K-State	S	-	3.1	2	0	4-4	3-3
5/8/22	at Minnesota	S	-	5.1	4	0	1-1	1-7
5/15/22	at Illinois	S	-	2.0	1	0	0-0	2-0
5/19/22	Michigan State	S	L	3.0	4	1	3-3	1-2

2/20/23	at San Diego	S	-	2.0	1	0	1-1	1-2
2/25/23	at South Alabama	R	-	2.2	1	0	0-0	0-1
3/7/23	Northern Colorado	S	W	4.0	2	0	0-0	0-5
3/17/23	vs. Nicholls	R	-	2.0	0	0	0-0	0-1
3/21/23	at Creighton	S	-	1.0	3	0	3-3	3-2
3/26/23	Illinois	R	-	3.2	3	0	2-2	1-4
4/1/23	at Abilene Christian	R	-	1.2	1	0	0-0	1-2
4/8/23	at Michigan	R	-	5.0	3	0	2-2	2-4
4/15/23	Northwestern	S	W	6.0	3	0	0-0	3-4
4/22/23	at Iowa	R	-	1.2	1	0	0-0	4-2
4/26/23	South Dakota State	S	L	2.0	4	1	4-4	1-2
5/3/23	North Dakota State	R	-	1.0	1	0	0-0	0-1
5/7/23	at Maryland	R	-	1.1	3	0	5-5	3-1
5/12/23	Penn State	R	-	2.0	1	0	1-1	0-1
5/20/23	at Purdue	S	-	2.2	4	0	3-0	3-2
5/27/23	vs. Maryland	S	L	2.0	5	0	3-3	2-1

2/17/24	vs. Texas Tech	R	-	0.1	0	0	0-0	0-0
2/22/24	at Grand Canyon	R	-	1.2	1	0	1-1	1-0
2/29/24	at Charleston	R	-	0.1	1	0	1-0	0-0
3/12/24	at Wichita State	R	-	0.0	3	0	1-1	0-0
3/17/24	Nicholls	R	W	2.0	2	0	0-0	1-2
4/9/24	at Kansas	R	-	1.0	3	0	2-2	0-1
4/30/24	Kansas State	S	W	9.0	0	0	0-0	2-12
5/8/24	South Dakota State	S	-	3.0	2	0	1-1	0-2
5/12/24	Indiana	S	-	5.0	4	2	2-2	2-3

#34 BRETT SEARS

Date	Opponent	S/R	W/L/S	IP	H	HR	R-ER	BB-K
2/23/20	at Butler	R	-	1.1	1	0	2-2	3-2
2/29/20	at Memphis	S	-	4.2	4	0	2-2	1-3
3/7/20	at Missouri	S	L	1.1	8	1	6-6	2-1

2/26/21	at Louisville	S	W	5.0	2	0	3-3	5-4
3/5/21	at Evansville	S	L	5.0	8	0	4-4	2-5
3/12/21	at Saint Louis	S	-	7.0	7	0	3-2	1-3
3/19/21	North Dakota State	S	L	6.0	12	0	8-5	1-0
3/26/21	South Dakota State	S	W	7.0	3	0	0-0	3-3
4/2/21	Oral Roberts	S	L	5.2	12	1	10-10	2-3
5/7/21	at Oral Roberts	S	-	2.0	2	0	2-2	3-2
5/20/21	Omaha	S	L	5.0	6	1	2-2	5-5

2/19/23	at San Diego	R	-	0.0	2	0	2-2	1-0
3/4/23	vs. Hawaii	R	-	1.1	5	2	3-3	0-1
3/7/23	Northern Colorado	R	-	1.0	2	0	0-0	0-2
3/19/23	vs. Nicholls	R	-	1.0	1	0	0-0	1-2

3/21/23	at Creighton	R	-	0.1	0	0	0-0	0-0
4/16/23	Northwestern	R	-	1.0	1	0	0-0	1-2
4/22/23	at Iowa	R	-	2.2	2	0	0-0	1-2
4/26/23	South Dakota State	R	-	4.0	4	0	2-2	0-7
5/3/23	North Dakota State	R	-	3.0	0	0	0-0	0-4
5/7/23	at Maryland	R	-	0.2	4	1	3-3	0-1
5/20/23	at Purdue	R	-	2.0	2	0	0-0	0-2

2/16/24	vs. Baylor	S	-	5.1	3	0	1-1	0-7
2/23/24	at Grand Canyon	S	W	6.0	2	0	0-0	1-7
3/2/24	at Charleston	S	-	6.0	2	1	2-2	1-7
3/9/24	South Alabama	S	W	8.0	4	1	2-2	0-7
3/16/24	Nicholls	S	W	6.0	3	0	0-0	5-6
3/22/24	New Mexico State	S	W	8.0	2	0	0-0	0-9
3/29/24	at Northwestern	S	W	7.0	6	1	2-2	2-4
4/5/24	Ohio State	S	W	9.0	2	0	0-0	0-10
4/12/24	at Rutgers	S	-	6.0	6	0	2-2	1-3
4/19/24	Maryland	S	W	7.0	7	1	3-3	2-8
4/26/24	Iowa	S	-	5.0	8	0	4-3	1-4
5/3/24	at Minnesota	S	-	5.0	6	2	5-4	2-5
5/10/24	Indiana	S	-	7.0	3	1	2-1	0-6

#35 RYAN HARRAHILL

Date	Opponent	S/R	W/L/S	IP	H	HR	R-ER	BB-K
3/13/24	at Wichita State	R	L	1.0	4	0	4-3	1-2

#36 GRANT CLEAVINGER

Date	Opponent	S/R	W/L/S	IP	H	HR	R-ER	BB-K
2/21/23	at Cal State Fullerton	R	-	0.0	1	0	1-1	0-0
3/1/23	New Orleans	R	-	1.1	3	1	3-3	2-1
3/3/23	at UCLA	R	-	1.0	1	0	1-1	1-1
3/6/23	Campbell	R	-	1.2	2	1	3-3	2-2
3/29/23	New Orleans	R	-	1.2	1	1	1-1	1-2
4/4/23	at Louisiana	R	-	1.0	0	0	0-0	0-2
4/7/23	at USF	R	-	2.0	2	0	3-3	2-4
4/11/23	LSU	R	-	1.0	2	0	0-0	0-1
4/16/23	Wichita State	R	L	1.1	3	0	1-1	0-1
4/18/23	at New Orleans	R	-	1.2	1	0	0-0	2-4
4/22/23	at Cincinnati	R	W	1.2	0	0	0-0	2-5
4/25/23	Southern Miss	S	-	1.0	0	0	0-0	0-0
4/28/23	at ECU	R	-	0.2	2	0	2-2	2-2
5/2/23	at Southern Miss	R	-	0.2	1	0	2-2	2-1
5/6/23	UCF	R	-	1.0	0	0	0-0	0-2
5/7/23	UCF	R	-	0.0	1	0	1-1	1-0
5/14/23	Houston	R	-	0.1	1	0	4-3	1-1
5/19/23	at Memphis	R	-	1.1	1	0	0-0	1-2
5/28/23	vs. ECU	S	-	1.0	1	0	4-2	4-1
6/2/23	at LSU	R	-	0.0	0	0	0-0	1-0

2/25/24	at Grand Canyon	R	-	0.1	0	0	0-0	0-0
3/13/24	at Wichita State	R	-	1.0	0	0	0-0	0-1
3/22/24	New Mexico State	R	-	0.1	0	0	2-2	3-0
4/20/24	Maryland	R	-	1.1	0	0	0-0	0-2
4/23/24	Kansas	R	-	0.2	0	0	0-0	0-2
4/28/24	Iowa	R	-	0.1	0	0	0-0	0-1
4/30/24	at Creighton	R	-	0.2	0	0	0-0	0-1
5/5/24	at Minnesota	R	-	0.1	0	0	0-0	0-0
5/8/24	South Dakota State	R	-	0.0	1	1	1-1	0-0

#42 JALEN WORTHLEY

Date	Opponent	S/R	W/L/S	IP	H	HR	R-ER	BB-K
2/19/23	at San Diego	R	-	1.2	0	0	0-0	0-2
2/24/23	at South Alabama	R	-	0.1	0	0	0-0	0-0
3/5/23	vs. Ole Miss	R	-	1.0	2	0	3-3	2-0
3/11/23	Illinois State	R	-	1.0	1	0	0-0	1-3
3/19/23	vs. Nicholls	R	-	2.0	3	0	1-1	0-0
4/15/23	Northwestern	R	-	1.1	0	0	0-0	0-1
4/25/23	at Omaha	R	-	0.0	1	0	0-0	0-0
4/26/23	South Dakota State	R	-	1.1	3	0	1-1	0-2
4/30/23	Minnesota	R	-	1.0	1	0	1-1	1-0
5/7/23	at Maryland	R	-	0.1	3	1	3-3	3-0

2/17/24	vs. Texas Tech	R	-	0.0	2	0	1-1	2-0
2/25/24	at Grand Canyon	R	W	3.0	3	0	0-0	0-0

3/8/24	South Alabama	R	-	1.1	1	0	1-1	0-0
3/13/24	at Wichita State	R	-	1.0	1	0	0-0	0-2
3/16/24	Nicholls	R	S	3.0	1	0	0-0	0-1
3/20/24	North Dakota State	R	-	0.1	0	0	0-0	0-1
3/23/24	New Mexico State	R	W	1.0	1	0	0-0	0-0
3/31/24	at Northwestern	R	-	1.2	1	0	1-1	0-0
4/2/24	at Creighton	R	-	0.2	0	0	0-0	0-1
4/6/24	Ohio State	R	S	2.2	1	0	1-1	0-4
4/12/24	at Rutgers	R	-	1.0	2	0	1-1	0-2
4/14/24	at Rutgers	R	-	2.2	3	1	2-2	1-0
4/19/24	Maryland	R	S	2.0	0	0	0-0	0-3
4/23/24	Kansas	R	-	1.0	0	0	0-0	1-0
4/26/24	Iowa	R	S	2.0	1	0	0-0	0-3
4/30/24	at Creighton	R	-	1.0	2	1	2-2	0-1
5/3/24	at Minnesota	R	W	2.0	4	1	2-2	0-4
5/8/24	South Dakota State	R	-	1.1	0	0	0-0	0-2
5/10/24	Indiana	R	-	0.2	2	1	1-1	1-0

#45 CASEY DAISS

Date	Opponent	S/R	W/L/S	IP	H	HR	R-ER	BB-K
2/16/24	vs. Baylor	R	S	1.0	1	0	0-0	0-1
2/18/24	vs. Oklahoma	R	L	0.2	3	0	2-2	1-0
3/2/24	at Charleston	R	S	1.0	1	0	0-0	0-1
3/12/24	at Wichita State	R	S	1.1	1	0	0-0	0-1
3/15/24	Nicholls	R	S	1.0	0	0	0-0	0-0
3/19/24	Omaha	R	-	1.0	0	0	0-0	0-0
3/23/24	New Mexico State	R	-	1.0	0	0	0-0	1-2
3/20/24	at Northwestern	R	-	1.0	0	0	0-0	0-0
4/2/24	at Creighton	R	-	0.1	0	0	0-0	1-0
4/9/24	at Kansas	R	-	2.0	1	0	1-0	0-2
4/12/24	at Rutgers	R	-	1.2	2	0	0-0	1-0
4/16/24	Creighton	R	-	2.0	2	1	1-1	0-1
4/23/24	Kansas	R	-	1.0	1	0	0-0	1-1
4/28/24	Iowa	R	-	1.0	1	0	1-1	1-1
4/30/24	at Creighton	R	-	0.2	0	0	0-0	0-2
5/3/24	at Minnesota	R	S	2.0	1	0	0-0	0-1
5/8/24	South Dakota State	R	L	0.2	4	0	4-4	0-1
5/10/24	Indiana	R	-	0.1	1	0	0-0	0-1

#48 RANS SANDERS

Date	Opponent	S/R	W/L/S	IP	H	HR	R-ER	BB-K
2/18/23	at UCLA	R	-	3.1	7	0	5-5	0-4
2/23/23	at Fresno State	R	-	2.0	3	0	1-1	0-0
2/28/23	Kansas State	R	S	1.0	1	0	0-0	0-1
3/2/23	at BYU	R	L	2.0	4	0	1-1	0-2
3/14/23	at Nebraska	R	S	2.0	0	0	0-0	1-4
3/25/23	North Dakota State	R	S	2.0	1	0	0-0	0-3
3/31/23	Northern Colorado	R	W	1.2	2	0	0-0	1-1
4/4/23	Creighton	R	S	2.0	2	0	0-0	0-2
4/6/23	Oral Roberts	R	-	1.0	1	0	0-0	0-0
4/8/23	Oral Roberts	R	-	1.2	2	0	1-0	1-3
4/11/23	at Nebraska	R	W	2.0	2	1	2-2	1-2
4/25/23	Nebraska	R	-	1.0	2	1	1-1	0-1
5/25/23	at North Dakota State	R	-	2.0	0	0	0-0	0-2
2/25/24	at Grand Canyon	R	-	0.1	0	0	0-0	0-0
2/29/24	at Charleston	R	-	0.1	0	0	0-0	0-1
3/8/24	vs. South Alabama	R	-	1.2	0	0	0-0	0-0
3/13/24	at Wichita State	R	-	1.0	0	0	0-0	0-0
3/17/24	Nicholls	R	-	2.0	0	0	0-0	1-1
3/20/24	North Dakota State	R	S	1.0	0	0	0-0	0-1
3/23/24	New Mexico State	R	-	0.2	2	0	1-0	0-1
3/29/24	at Northwestern	R	S	0.2	1	0	0-0	0-0
4/2/24	at Creighton	R	-	0.2	0	0	0-0	1-1
4/7/24	Ohio State	R	-	0.0	0	0	1-1	1-0
4/9/24	at Kansas	R	-	1.0	1	1	1-1	0-0
4/12/24	at Rutgers	R	L	0.2	2	0	1-1	1-1
4/14/24	at Rutgers	R	-	0.2	1	0	0-0	0-0
4/16/24	Creighton	R	-	0.2	1	1	1-1	0-0
4/28/24	Iowa	R	-	1.0	0	0	0-0	0-1
5/4/24	at Minnesota	R	-	0.2	0	0	0-0	0-0
5/8/24	South Dakota State	R	-	0.1	2	1	3-2	1-1

#51 MASON MCCONNAUGHEY

Date	Opponent	S/R	W/L/S	IP	H	HR	R-ER	BB-K
2/17/24	vs. Texas Tech	R	L	1.0	1	0	2-2	1-2
2/24/24	at Grand Canyon	R	L	3.0	4	0	2-1	0-2
3/3/24	at Charleston	R	-	2.2	1	0	0-0	2-2
3/10/24	South Alabama	R	W	3.0	2	0	0-0	1-7
3/13/24	at Wichita State	R	-	1.0	0	0	0-0	0-1
3/15/24	Nicholls	R	-	0.2	1	0	0-0	1-2
3/19/24	Omaha	S	W	5.0	2	0	0-0	2-9
3/31/24	at Northwestern	S	-	5.2	5	2	4-4	0-6
4/6/24	Ohio State	S	W	6.1	5	1	2-2	3-5
4/13/24	at Rutgers	S	W	7.0	6	0	0-0	0-9
4/20/24	Maryland	S	L	1.2	5	1	5-5	1-1
4/27/24	Iowa	S	W	5.1	6	1	2-2	2-4
5/4/24	at Minnesota	S	W	5.2	7	0	1-1	3-5
5/11/24	Indiana	S	-	7.1	5	1	2-2	3-10

#54 TREY FRAHM

Date	Opponent	S/R	W/L/S	IP	H	HR	R-ER	BB-K
2/29/24	at Charleston	R	-	0.2	0	0	0-0	1-1
3/8/24	South Alabama	R	-	0.1	2	0	3-3	1-0
4/20/24	Maryland	R	-	0.2	0	0	0-0	0-0
4/23/24	Kansas	R	-	0.1	0	0	0-0	0-0

#0 CAYDEN BRUMBAUGH

SEASON HIGH

Hits:.....3 (3x) last vs. Maryland, 4/21/24
Runs:.....3 vs. Maryland, 4/21/24
Doubles:.....2 at Wichita State, 3/13/24
Triples:.....1 (3x) last vs. Maryland, 4/21/24
Home Runs:.....
RBI:.....3 (2x) last vs. Maryland, 4/21/24
Stolen Bases:.....2 (2x) last at Rutgers, 4/14/24
CAREER HIGH
Hits:.....3 (4x) last vs. Maryland, 4/21/24
Runs:.....Same
Doubles:.....Same
Triples:.....1 (4x) last vs. Maryland, 4/21/24
Home Runs:.....
RBI:.....Same
Stolen Bases:.....Same

#1 RILEY SILVA

SEASON HIGH

Hits:.....3 (2x) last at Charleston, 3/2/24
Runs:.....3 (2x) last at GCU, 2/23/24
Doubles:.....1 (5x) last vs. Indiana, 5/11/24
Triples:.....1 (2x) last vs. SDSU, 5/8/24
Home Runs:.....
RBI:.....3 vs. Maryland, 4/21/24
Stolen Bases:.....2 (4x) last vs. K-State, 5/1/24
CAREER HIGH
Hits:.....Same
Runs:.....Same
Doubles:.....Same
Triples:.....Same
Home Runs:.....
RBI:.....Same
Stolen Bases:.....Same

#4 JOSHUA OVERBEEK

SEASON HIGH

Hits:.....4 vs. Texas Tech, 2/17/24
Runs:.....3 (2x) last vs. Maryland, 4/21/24
Doubles:.....1 (3x) last at Kansas, 4/9/24
Triples:.....
Home Runs:.....1 (5x) last vs. SDSU, 5/8/24
RBI:.....3 at Minnesota, 5/4/24
Stolen Bases:.....2 vs. Omaha, 3/19/24
CAREER HIGH
Hits:.....Same
Runs:.....Same
Doubles:.....Same
Triples:.....
Home Runs:.....1 (6x) last vs. SDSU, 5/8/24
RBI:.....Same
Stolen Bases:.....Same

#5 JOSH CARON

SEASON HIGH

Hits:.....3 (4x) last at Minnesota, 5/4/24
Runs:.....3 (3x) last at Rutgers, 4/13/24
Doubles:.....2 vs. Iowa, 4/27/24
Triples:.....1 at Grand Canyon, 2/22/24
Home Runs:.....2 at Grand Canyon, 2/23/24
RBI:.....5 (2x) last vs. Nicholls, 3/15/24
Stolen Bases:.....1 (2x) last vs. IND, 5/11/24
CAREER HIGH
Hits:.....3 (5x) last vs. Iowa, 4/27/24
Runs:.....Same
Doubles:.....2 (2x) last vs. Iowa, 4/27/24
Triples:.....Same
Home Runs:.....2 (2x) last at GCU, 2/23/24
RBI:.....5 (3x) last vs. Nicholls, 3/15/24
Stolen Bases:.....1 (4x) last vs. IND, 5/11/24

#6 DYLAN HUFFT

SEASON HIGH

Hits:.....2 (2x) last vs. Nicholls, 3/17/24
Runs:.....1 (4x) last vs. Nicholls, 3/17/24
Doubles:.....
Triples:.....
Home Runs:.....
RBI:.....1 vs. South Alabama, 3/10/24
Stolen Bases:.....1 at Wichita State, 3/12/24
CAREER HIGH
Hits:.....Same
Runs:.....Same
Doubles:.....
Triples:.....
Home Runs:.....
RBI:.....Same
Stolen Bases:.....Same

#9 RHETT STOKES

SEASON HIGH

Hits:.....3 (8x) last vs. SDSU, 5/8/24
Runs:.....3 (2x) last vs. Omaha, 3/19/24
Doubles:.....2 (3x) last vs. Nicholls, 3/17/24
Triples:.....
Home Runs:.....1 at Creighton, 4/30/24
RBI:.....3 vs. South Alabama, 3/9/24
Stolen Bases:.....1 (2x) last vs. OSU, 4/6/24
CAREER HIGH
Hits:.....Same
Runs:.....Same
Doubles:.....Same
Triples:.....
Home Runs:.....Same
RBI:.....Same
Stolen Bases:.....Same

#10 BEN COLUMBUS

SEASON HIGH

Hits:.....3 vs. Maryland, 4/19/24
Runs:.....2 (3x) last at Minnesota, 5/4/24
Doubles:.....1 (4x) last at MINN, 5/5/24
Triples:.....
Home Runs:.....1 (5x) last vs. K-State, 5/1/24
RBI:.....5 at Rutgers, 4/13/24
Stolen Bases:.....1 (2x) last vs. RU, 5/24/23
CAREER HIGH
Hits:.....Same
Runs:.....2 (8x) last at Minnesota, 5/4/24
Doubles:.....2 at Creighton, 5/9/23
Triples:.....
Home Runs:.....Same
RBI:.....Same
Stolen Bases:.....Same

#11 MAX BUETTENBACK

SEASON HIGH

Hits:.....1 at Wichita State, 3/13/24
Runs:.....1 at Wichita State, 3/13/24
Doubles:.....
Triples:.....
Home Runs:.....1 at Wichita State, 3/13/24
RBI:.....1 at Wichita State, 3/13/24
Stolen Bases:.....
CAREER HIGH
Hits:.....Same
Runs:.....Same
Doubles:.....
Triples:.....
Home Runs:.....Same
RBI:.....Same
Stolen Bases:.....

#12 COLE EVANS

SEASON HIGH

Hits:.....4 at Wichita State, 3/12/24
Runs:.....3 (2x) last at MINN, 5/3/24
Doubles:.....1 (10x) last vs. IND, 5/11/24
Triples:.....
Home Runs:.....1 (5x) last vs. IND, 5/11/24
RBI:.....5 at Kansas, 4/9/24
Stolen Bases:.....2 vs. NMSU, 3/22/24
CAREER HIGH
Hits:.....4 (2x) last at Wichita State, 3/12/24
Runs:.....Same
Doubles:.....2 vs. Illinois State, 3/11/23
Triples:.....
Home Runs:.....2 vs. No. Colorado, 3/8/23
RBI:.....Same
Stolen Bases:.....2 (2x) last vs. NMSU, 3/22/24

#13 WILL JESSKE

SEASON HIGH

Hits:.....2 (2x) last at GCU, 2/24/24
Runs:.....1 (5x) last at Kansas, 4/9/24
Doubles:.....1 at Grand Canyon, 2/23/24
Triples:.....
Home Runs:.....
RBI:.....2 at Charleston, 3/3/24
Stolen Bases:.....
CAREER HIGH
Hits:.....Same
Runs:.....Same
Doubles:.....Same
Triples:.....
Home Runs:.....
RBI:.....Same
Stolen Bases:.....

#14 CASE SANDERSON

SEASON HIGH

Hits:.....3 (2x) last at Rutgers, 4/13/24
Runs:.....3 at Rutgers, 4/13/24
Doubles:.....1 (4x) last vs. IND, 5/12/24
Triples:.....1 at Grand Canyon, 2/22/24
Home Runs:.....1 (2x) last at Rutgers, 4/13/24
RBI:.....2 (3x) last at Rutgers, 4/13/24
Stolen Bases:.....
CAREER HIGH
Hits:.....Same
Runs:.....Same
Doubles:.....Same
Triples:.....Same
Home Runs:.....Same
RBI:.....Same
Stolen Bases:.....

#15 DYLAN CAREY

SEASON HIGH

Hits:.....3 (3x) last at Minnesota, 5/3/24
Runs:.....3 vs. New Mexico State, 3/22/24
Doubles:.....2 (2x) last at Charleston, 3/3/24
Triples:.....
Home Runs:.....1 (5x) last at MINN, 5/3/24
RBI:.....3 (2x) last at Minnesota, 5/3/24
Stolen Bases:.....1 (2x) last vs. KU, 4/23/24
CAREER HIGH
Hits:.....4 vs. Hawaii, 3/4/23
Runs:.....3 (3x) last vs. NMSU, 3/22/24
Doubles:.....2 (4x) last at Charleston, 3/3/24
Triples:.....1 (2x) last vs. PSU, 5/12/23
Home Runs:.....1 (9x) last at MINN, 5/3/24
RBI:.....4 at Omaha, 4/25/23
Stolen Bases:.....1 (6x) last vs. KU, 4/23/24

#18 GARRETT ANGLIM

SEASON HIGH

Hits:.....3 (2x) last vs. NMSU, 3/22/24
Runs:.....2 (5x) last vs. NMSU, 3/22/24
Doubles:.....2 vs. South Alabama, 3/9/24
Triples:.....
Home Runs:.....1 (2x) last vs. NMSU, 3/22/24
RBI:.....5 vs. New Mexico State, 3/22/24
Stolen Bases:.....1 (6x) last at MINN, 5/4/24
CAREER HIGH
Hits:.....4 at Minnesota, 5/6/22
Runs:.....3 (5x) last vs. Hawaii, 3/4/23
Doubles:.....2 (2x) last vs. USA, 3/9/24
Triples:.....2 at UT Arlington, 3/5/22
Home Runs:.....3 vs. Iowa, 5/1/22
RBI:.....6 vs. Michigan, 3/25/22
Stolen Bases:.....1 (16x) last at MINN, 5/4/24

#21 CLAY BRADFORD

SEASON HIGH

Hits:.....2 at Wichita State, 3/12/24
Runs:.....2 at Charleston, 2/29/24
Doubles:.....1 (3x) last at Creighton, 4/16/24
Triples:.....
Home Runs:.....1 (3x) last at Creighton, 4/30/24
RBI:.....3 vs. South Alabama, 3/9/24
Stolen Bases:.....1 (2x) last vs. Maryland, 4/19/24
CAREER HIGH
Hits:.....Same
Runs:.....Same
Doubles:.....Same
Triples:.....
Home Runs:.....Same
RBI:.....Same
Stolen Bases:.....Same

#23 BRYCE HUGHES

SEASON HIGH

Hits:.....
Runs:.....1 (3x) last vs. NMSU, 3/22/24
Doubles:.....
Triples:.....
Home Runs:.....
RBI:.....1 vs. South Alabama, 3/8/24
Stolen Bases:.....1 (2x) last vs. NMSU, 3/23/24
CAREER HIGH
Hits:.....
Runs:.....Same
Doubles:.....
Triples:.....
Home Runs:.....
RBI:.....Same
Stolen Bases:.....Same

#30 WILL WALSH

SEASON HIGH

Hits:.....3 vs. Nicholls, 3/16/24
Runs:.....3 vs. Nicholls, 3/16/24
Doubles:.....1 vs. Nicholls, 3/16/24
Triples:.....
Home Runs:.....1 (5x) last at Rutgers, 4/12/24
RBI:.....5 vs. Nicholls, 3/16/24
Stolen Bases:.....
CAREER HIGH
Hits:.....Same
Runs:.....3 (2x) last vs. Nicholls, 3/16/24
Doubles:.....1 (2x) last vs. Nicholls, 3/16/24
Triples:.....
Home Runs:.....1 (7x) last at Rutgers, 4/12/24
RBI:.....Same
Stolen Bases:.....

#44 GABE SWANSEN

SEASON HIGH

Hits:2 (3x) last vs. SDSU, 5/8/24
Runs:2 vs. Nicholls, 3/16/24
Doubles: ..1 (2x) last at Rutgers, 4/13/24
Triples:
Home Runs:1 vs. Nicholls, 3/16/24
RBI:3 vs. Nicholls, 3/16/24
Stolen Bases: ..1 (2x) last vs. Iowa, 4/26/24
CAREER HIGH
Hits:4 vs. Northwestern, 4/16/23
Runs: ...3 (5x) last vs. Penn State, 5/12/23
Doubles:2 (2x) last vs. NW, 4/16/23
Triples:
Home Runs: ...2 (2x) last vs. NW, 4/16/23
RBI:6 vs. Northwestern, 4/16/23
Stolen Bases:2 vs. Minn., 4/29/23

#55 TYLER STONE

SEASON HIGH

Hits:3 (4x) last vs. Kansas, 4/23/24
Runs:3 vs. South Alabama, 3/10/24
Doubles:1 (8x) last vs. IND, 5/12/24
Triples:
Home Runs:1 (7x) last vs. IND, 5/11/24
RBI:3 (2x) last vs. Iowa, 4/26/24
Stolen Bases:
CAREER HIGH
Hits:Same
Runs:Same
Doubles:1 (9x) last vs. IND, 5/12/24
Triples:
Home Runs:1 (8x) last vs. IND, 5/11/24
RBI:Same
Stolen Bases:Same

#8 EVAN BORST

SEASON HIGH

Innings:1.2 at Wichita State, 3/12/24
Runs:2 (2x) last vs. Kansas, 4/23/24
Earned Runs:2 (2x) last vs. KU, 4/23/24
Walks:2 vs. Nicholls, 3/15/24
Strikeouts:4 at Wichita State, 3/12/24
CAREER HIGH
Innings:Same
Runs:Same
Earned Runs:Same
Walks:Same
Strikeouts:Same

#17 HAYDEN LEWIS

SEASON HIGH

Innings: ...0.1 vs. South Alabama, 3/8/24
Runs:
Earned Runs:
Walks:1 vs. South Alabama, 3/8/24
Strikeouts: ..1 vs. South Alabama, 3/8/24
CAREER HIGH
Innings:Same
Runs:
Earned Runs:
Walks:Same
Strikeouts:Same

#19 KYLE PERRY

SEASON HIGH

Innings: ...2.1 at Northwestern, 3/31/24
Runs:3 (3x) last vs. IND, 5/10/24
Earned Runs: ...3 (2x) last vs. CU, 4/16/24
Walks:1 at Rutgers, 4/13/24
Strikeouts: ...3 at Northwestern, 3/31/24
CAREER HIGH
Innings:5.0 at UT Arlington, 3/4/22
Runs:5 (4x) last vs. NDSU, 5/3/23
Earned Runs: ...5 (3x) last at SHSU, 2/18/12
Walks:5 at Sam Houston, 2/18/12
Strikeouts:9 vs. Air Force, 3/20/19

#20 TY HORN

SEASON HIGH

Innings:3.0 (2x) last vs. USA, 3/10/24
Runs:6 (2x) last at Creighton, 4/30/24
Earned Runs:5 at Kansas, 4/9/24
Walks:3 vs. Nicholls, 3/17/24
Strikeouts:4 vs. South Alabama, 3/10/24
CAREER HIGH
Innings:Same
Runs:Same
Earned Runs:Same
Walks:Same
Strikeouts:Same

#24 CALEB CLARK

SEASON HIGH

Innings: ...4.0 at Grand Canyon, 2/25/24
Runs:5 at Wichita State, 3/13/24
Earned Runs: ...5 at Wichita State, 3/13/24
Walks:3 vs. Oklahoma, 2/18/24
Strikeouts:4 (2x) last vs. SDSU, 5/8/24
CAREER HIGH
Innings:4.1 at San Diego, 2/19/23
Runs:8 vs. Ole Miss, 3/5/23
Earned Runs:8 vs. Ole Miss, 3/5/23
Walks:Same
Strikeouts:4 (4x) last vs. SDSU, 5/8/24

#25 DREW CHRISTO

SEASON HIGH

Innings:6.2 at Charleston, 2/29/24
Runs:7 vs. South Alabama, 3/8/24
Earned Runs: ...7 vs. South Alabama, 3/8/24
Walks:3 (3x) last at Rutgers, 4/14/24
Strikeouts:5 vs. Kansas, 4/23/24
CAREER HIGH
Innings:Same
Runs:Same
Earned Runs:Same
Walks:3 (4x) last at Rutgers, 4/14/24
Strikeouts:8 at Omaha, 4/25/23

#26 KYLE FROELICH

SEASON HIGH

Innings:2.0 (3x) last vs. Iowa, 4/26/24
Runs:4 vs. Indiana, 5/10/24
Earned Runs: ...2 (3x) last vs. IND, 5/10/24
Walks:2 vs. Indiana, 5/10/24
Strikeouts: ...2 (4x) last at Creighton, 4/30/24
CAREER HIGH
Innings:3.2 vs. Lamar, 3/26/22
Runs:Same
Earned Runs:3 vs. La. Tech, 4/4/23
Walks:2 (3x) last vs. IND, 5/10/24
Strikeouts:4 vs. La. Tech, 4/4/23

#28 BOBBY OLSEN

SEASON HIGH

Innings:1.1 at Wichita State, 3/13/24
Runs: ...2 (2x) last vs. Maryland, 4/20/24
Earned Runs: ...2 (2x) last vs. Maryland, 4/20/24
Walks:2 at Kansas, 4/9/24
Strikeouts: ...2 at Wichita State, 3/13/24
CAREER HIGH
Innings:7.0 at Dartmouth, 3/26/22
Runs:11 at Harvard, 4/2/22
Earned Runs:11 at Harvard, 4/2/22
Walks:6 at Georgia State, 2/25/23
Strikeouts:11 vs. Penn, 4/15/23

#30 WILL WALSH

SEASON HIGH

Innings: ...6.0 (2x) last vs. NDSU, 3/20/24
Runs: ...4 (2x) last vs. Maryland, 4/21/24
Earned Runs: ...4 vs. Maryland, 4/21/24
Walks:2 (2x) last vs. Iowa, 4/28/24
Strikeouts:9 vs. NDSU, 3/20/24
CAREER HIGH
Innings: ...9.0 vs. Michigan State, 5/26/23
Runs:5 at Purdue, 5/19/23
Earned Runs:5 at Purdue, 5/19/23
Walks:3 at Iowa, 4/23/23
Strikeouts:11 vs. NDSU, 3/28/23

#32 TUCKER TIMMERMAN

SEASON HIGH

Innings:2.2 at Creighton, 4/2/24
Runs:4 (2x) last vs. Omaha, 3/19/24
Earned Runs: ...4 (2x) last vs. UNO, 3/19/24
Walks:3 vs. Nicholls, 3/15/24
Strikeouts:4 vs. South Alabama, 3/10/24
CAREER HIGH
Innings:Same
Runs:Same
Earned Runs:Same
Walks:Same
Strikeouts:Same

#33 JACKSON BROCKETT

SEASON HIGH

Innings:9.0 vs. Kansas State, 5/1/24
Runs:2 at Kansas, 4/9/24
Earned Runs:2 at Kansas, 4/9/24
Walks:2 vs. Indiana, 5/12/24
Strikeouts: ...12 vs. Kansas State, 5/1/24
CAREER HIGH
Innings:Same
Runs:5 at Maryland, 5/7/23
Earned Runs:5 at Maryland, 5/7/23
Walks:4 at Iowa, 4/22/23
Strikeouts:Same

#34 BRETT SEARS

SEASON HIGH

Innings:9.0 vs. Ohio State, 4/5/24
Runs:5 at Minnesota, 5/3/24
Earned Runs:4 at Minnesota, 5/3/24
Walks:5 vs. Nicholls, 3/16/24
Strikeouts:10 vs. Ohio State, 4/5/24
CAREER HIGH
Innings:Same
Runs:10 vs. Oral Roberts, 4/2/21
Earned Runs: ..10 vs. Oral Roberts, 4/2/21
Walks:5 (3x) last vs. Nicholls, 3/16/24
Strikeouts:Same

#35 RYAN HARRAHILL

SEASON HIGH

Innings:1.0 at Wichita State, 3/13/24
Runs:4 at Wichita State, 3/13/24
Earned Runs: ...3 at Wichita State, 3/13/24
Walks:1 at Wichita State, 3/13/24
Strikeouts: ...2 at Wichita State, 3/13/24
CAREER HIGH
Innings:Same
Runs:Same
Earned Runs:Same
Walks:Same
Strikeouts:Same

#36 GRANT CLEAVINGER

SEASON HIGH

Innings:1.1 vs. Maryland, 4/20/24
Runs:2 vs. NMSU, 3/22/24
Earned Runs:2 vs. NMSU, 3/22/24
Walks:3 vs. NMSU, 3/22/24
Strikeouts: ...2 (2x) last vs. KU, 4/23/24
CAREER HIGH
Innings:2.0 at USF, 4/7/23
Runs:4 (2x) last vs. ECU, 5/28/23
Earned Runs: ...3 (4x) last vs. HOU, 5/14/23
Walks:4 vs. ECU, 5/28/23
Strikeouts:5 at Cincinnati, 4/22/23

#42 JALEN WORTHLEY

SEASON HIGH

Innings: ...3.0 (2x) last vs. Nicholls, 3/16/24
Runs:2 (3x) last at MINN, 5/3/24
Earned Runs: ...2 (3x) last at MINN, 5/3/24
Walks:2 vs. Texas Tech, 2/17/24
Strikeouts: ...4 (2x) last at MINN, 5/3/24
CAREER HIGH
Innings:Same
Runs:3 (2x) last at Maryland, 5/7/23
Earned Runs: ...3 (2x) last at Maryland, 5/7/23
Walks:3 at Maryland, 5/7/23
Strikeouts:Same

#45 CASEY DAISS

SEASON HIGH

Innings:2.0 (3x) last at Minnesota, 5/3/24
Runs:4 vs. SDSU, 5/8/24
Earned Runs:4 vs. SDSU, 5/8/24
Walks:1 (4x) last vs. Kansas, 4/23/24
Strikeouts: ...2 (3x) last at Creighton, 4/30/24
CAREER HIGH
Innings:Same
Runs:Same
Earned Runs:Same
Walks:Same
Strikeouts:Same

#48 RANS SANDERS

SEASON HIGH

Innings:2.0 vs. Nicholls, 3/17/24
Runs:3 vs. SDSU, 5/8/24
Earned Runs:2 vs. SDSU, 5/8/24
Walks:1 (5x) last vs. SDSU, 5/8/24
Strikeouts:1 (8x) last vs. Iowa, 4/28/24
CAREER HIGH
Innings:3.1 at UCLA, 2/18/23
Runs:5 at UCLA, 2/18/23
Earned Runs:5 at UCLA, 2/18/23
Walks:1 (9x) last vs. SDSU, 5/8/24
Strikeouts:4 (2x) last at NEB, 3/14/23

#51 MASON MCCONNAUGHEY

SEASON HIGH

Innings:7.1 vs. Indiana, 5/11/24
Runs:5 vs. Maryland, 4/20/24
Earned Runs:5 vs. Maryland, 4/20/24
Walks:3 (3x) last vs. IND, 5/11/24
Strikeouts:10 vs. Indiana, 5/11/24
CAREER HIGH
Innings:Same
Runs:Same
Earned Runs:Same
Walks:Same
Strikeouts:Same

#54 TREY FRAHM

SEASON HIGH

Innings: ...0.2 (2x) last vs. Maryland, 4/20/24
Runs:3 vs. South Alabama, 3/8/24
Earned Runs: ...3 vs. South Alabama, 3/8/24
Walks:1 (2x) last vs. USA, 3/8/24
Strikeouts:1 at Charleston, 2/29/24
CAREER HIGH
Innings:Same
Runs:Same
Earned Runs:Same
Walks:Same
Strikeouts:Same

Anglim, Garrett

Year	avg	gp-gs	ab	r	h	2b	3b	hr	rbi	tb	slg%	bb	hbp	so	gdp	ob%	sf	sh	sb-att	po	a	e	fld%
2022	.303	49-45	178	28	54	11	4	4	28	85	.478	16	9	40	5	.387	1	0	6-9	67	1	1	.986
2023	.248	33-28	101	24	25	3	1	5	13	45	.446	10	11	40	1	.374	1	1	4-5	32	1	0	1.000
2024	.265	42-25	102	21	27	7	0	2	22	40	.392	12	5	23	4	.364	2	6	6-11	59	4	2	.969
TOTAL	.278	124-98	381	73	106	21	5	11	63	170	.446	38	25	103	10	.377	4	7	16-25	158	6	3	.982

Borst, Evan

Year	avg	gp-gs	ab	r	h	2b	3b	hr	rbi	tb	slg%	bb	hbp	so	gdp	ob%	sf	sh	sb-att	po	a	e	fld%
2024	.000	0-0	0	0	0	0	0	0	0	0	.000	0	0	0	0	.000	0	0	0-0	1	3	0	1.000
TOTAL	.000	0-0	0	0	0	0	0	0	0	0	.000	0	0	0	0	.000	0	0	0-0	1	3	0	1.000

Year	era	w-l	app	qs	cq	sho	sv	ip	h	r	er	bb	so	2b	3b	hr	bf	bavq	wp	hbp	bk	sfa	sha
2024	4.50	2-0	14	0	0	0/0	0	12.0	7	7	6	10	15	2	1	0	55	.167	4	3	0	0	0
TOTAL	4.50	2-0	14	0	0	0/0	0	12.0	7	7	6	10	15	2	1	0	55	.167	4	3	0	0	0

Bradford, Clay

Year	avg	gp-gs	ab	r	h	2b	3b	hr	rbi	tb	slg%	bb	hbp	so	gdp	ob%	sf	sh	sb-att	po	a	e	fld%
2024	.216	26-9	37	11	8	3	0	3	6	20	.541	10	1	17	1	.396	0	0	2-2	3	1	2	.667
TOTAL	.216	26-9	37	11	8	3	0	3	6	20	.541	10	1	17	1	.396	0	0	2-2	3	1	2	.667

Brockett, Jackson

Year	avg	gp-gs	ab	r	h	2b	3b	hr	rbi	tb	slg%	bb	hbp	so	gdp	ob%	sf	sh	sb-att	po	a	e	fld%
2022	.000	0-0	0	0	0	0	0	0	0	0	.000	0	0	0	0	.000	0	0	0-0	2	5	0	1.000
2023	.000	0-0	0	0	0	0	0	0	0	0	.000	0	0	0	0	.000	0	0	0-0	1	4	0	1.000
2024	.000	0-0	0	0	0	0	0	0	0	0	.000	0	0	0	0	.000	0	0	0-0	2	3	0	1.000
TOTAL	.000	0-0	0	0	0	0	0	0	0	0	.000	0	0	0	0	.000	0	0	0-0	5	12	0	1.000

Year	era	w-l	app	qs	cq	sho	sv	ip	h	r	er	bb	so	2b	3b	hr	bf	bavq	wp	hbp	bk	sfa	sha
2022	5.23	0-1	12	5	0	0/0	0	31.0	28	19	18	15	29	5	2	3	138	.237	5	4	0	1	0
2023	4.65	2-2	16	7	0	0/0	0	40.2	36	24	21	24	35	9	2	1	183	.234	5	2	0	1	2
2024	2.82	2-0	9	3	1	1/0	0	22.1	16	8	7	6	20	3	0	2	90	.200	3	2	0	1	1
TOTAL	4.40	4-3	37	15	1	1/0	0	94.0	80	51	46	45	84	17	4	6	411	.227	13	8	0	3	3

Brumbaugh, Cayden

Year	avg	gp-gs	ab	r	h	2b	3b	hr	rbi	tb	slg%	bb	hbp	so	gdp	ob%	sf	sh	sb-att	po	a	e	fld%
2022*	.318	13-4	22	1	7	0	1	0	1	9	.409	1	0	7	1	.348	0	0	0-0	3	8	1	.917
2024	.320	33-31	122	28	39	11	3	0	18	56	.459	19	0	29	1	.403	3	3	11-14	32	36	2	.971
TOTAL	.320	33-31	122	28	39	11	3	0	18	56	.459	19	0	29	1	.403	3	3	11-14	32	36	2	.971
All*	.319	46-35	144	29	46	11	4	0	19	65	.451	20	0	36	2	.395	3	3	11-14	35	44	3	.963

* Statistics from prior team/school

Buettenback, Max

Year	avg	gp-gs	ab	r	h	2b	3b	hr	rbi	tb	slg%	bb	hbp	so	gdp	ob%	sf	sh	sb-att	po	a	e	fld%
2024	.167	6-1	6	1	1	0	0	1	1	4	.667	1	0	4	0	.286	0	0	0-0	0	0	0	.000
TOTAL	.167	6-1	6	1	1	0	0	1	1	4	.667	1	0	4	0	.286	0	0	0-0	0	0	0	.000

Carey, Dylan

Year	avg	gp-gs	ab	r	h	2b	3b	hr	rbi	tb	slg%	bb	hbp	so	gdp	ob%	sf	sh	sb-att	po	a	e	fld%
2023	.275	53-53	207	33	57	9	2	4	30	82	.396	16	8	49	2	.348	2	7	4-5	33	97	5	.963
2024	.258	49-49	186	24	48	14	0	6	25	80	.430	15	7	50	3	.335	1	3	2-4	66	109	8	.956
TOTAL	.267	102-102	393	57	105	23	2	10	55	162	.412	31	15	99	5	.342	3	10	6-9	99	206	13	.959

Caron, Josh

Year	avg	gp-gs	ab	r	h	2b	3b	hr	rbi	tb	slg%	bb	hbp	so	gdp	ob%	sf	sh	sb-att	po	a	e	fld%
2022	.179	26-22	78	10	14	3	0	0	7	17	.218	11	5	19	3	.316	1	0	1-1	93	13	1	.991
2023	.256	48-48	180	33	46	11	0	7	29	78	.433	19	14	31	4	.366	3	0	1-1	327	29	2	.994
2024	.311	48-47	193	36	60	14	1	9	52	103	.534	19	5	40	7	.385	1	0	2-3	351	38	2	.995
TOTAL	.266	122-117	451	79	120	28	1	16	88	198	.439	49	24	90	14	.365	5	0	4-5	771	80	5	.994

Christo, Drew

Year	avg	gp-gs	ab	r	h	2b	3b	hr	rbi	tb	slg%	bb	hbp	so	gdp	ob%	sf	sh	sb-att	po	a	e	fld%
2023	.000	0-0	0	0	0	0	0	0	0	0	.000	0	0	0	0	.000	0	0	0-0	0	1	1	.500
2024	.000	0-0	0	0	0	0	0	0	0	0	.000	0	0	0	0	.000	0	0	0-0	2	8	0	1.000
TOTAL	.000	0-0	0	0	0	0	0	0	0	0	.000	0	0	0	0	.000	0	0	0-0	2	9	1	.917

Year	era	w-l	app	qs	cq	sho	sv	ip	h	r	er	bb	so	2b	3b	hr	bf	bavg	wp	hbp	bk	sfa	sha
2022	8.44	0-1	5	2	0	0/0	0	5.1	10	12	5	5	5	3	0	3	35	.370	1	2	0	0	0
2023	3.24	1-1	11	1	0	0/0	0	16.2	11	9	6	8	18	2	0	1	75	.190	4	5	0	2	2
2024	5.05	2-3	13	9	0	0/0	0	46.1	41	28	26	17	41	12	1	5	204	.229	9	6	0	0	2
TOTAL	4.87	3-5	29	12	0	0/0	0	68.1	62	49	37	30	64	17	1	9	314	.235	14	13	0	2	4

Clark, Caleb

Year	avg	gp-gs	ab	r	h	2b	3b	hr	rbi	tb	slg%	bb	hbp	so	gdp	ob%	sf	sh	sb-att	po	a	e	fld%
2023	.000	0-0	0	0	0	0	0	0	0	0	.000	0	0	0	0	.000	0	0	0-0	2	4	0	1.000
2024	.000	0-0	0	0	0	0	0	0	0	0	.000	0	0	0	0	.000	0	0	0-0	2	4	2	.750
TOTAL	.000	0-0	0	0	0	0	0	0	0	0	.000	0	0	0	0	.000	0	0	0-0	4	8	2	.857

Year	era	w-l	app	qs	cq	sho	sv	ip	h	r	er	bb	so	2b	3b	hr	bf	bavg	wp	hbp	bk	sfa	sha
2023	13.24	1-1	9	5	0	0/0	0	17.0	30	26	25	11	14	2	3	4	98	.380	1	7	0	1	0
2024	6.18	1-0	15	3	0	0/0	0	27.2	25	20	19	15	31	4	1	4	127	.238	4	5	1	0	2
TOTAL	8.87	2-1	24	8	0	0/0	0	44.2	55	46	44	26	45	6	4	8	225	.299	5	12	1	1	2

Cleavinger, Grant

Year	avg	gp-gs	ab	r	h	2b	3b	hr	rbi	tb	slg%	bb	hbp	so	gdp	ob%	sf	sh	sb-att	po	a	e	fld%
2024	.000	0-0	0	0	0	0	0	0	0	0	.000	0	0	0	0	.000	0	0	0-0	0	1	0	1.000
TOTAL	.000	0-0	0	0	0	0	0	0	0	0	.000	0	0	0	0	.000	0	0	0-0	0	1	0	1.000
All*	.000	0-0	0	0	0	0	0	0	0	0	.000	0	0	0	0	.000	0	0	0-0	0	1	0	1.000

Year	era	w-l	app	qs	cq	sho	sv	ip	h	r	er	bb	so	2b	3b	hr	bf	bavg	wp	hbp	bk	sfa	sha
2023*	10.18	1-1	20	2	0	0/0	0	20.1	23	26	23	24	32	4	0	3	115	99.00	7	5	0	1	0
2024	5.40	0-0	9	0	0	0/0	0	5.0	1	3	3	3	7	0	0	1	20	.067	2	2	0	0	0
TOTAL	5.40	0-0	9	0	0	0/0	0	5.0	1	3	3	3	7	0	0	1	20	.067	2	2	0	0	0

Columbus, Ben

Year	avg	gp-gs	ab	r	h	2b	3b	hr	rbi	tb	slg%	bb	hbp	so	gdp	ob%	sf	sh	sb-att	po	a	e	fld%
2023	.262	47-38	141	24	37	8	0	0	19	45	.319	25	4	40	1	.382	3	3	2-2	269	15	1	.996
2024	.310	32-24	87	15	27	4	0	5	24	46	.529	14	4	24	1	.417	3	2	0-0	126	9	4	.971
TOTAL	.281	79-62	228	39	64	12	0	5	43	91	.399	39	8	64	2	.395	6	5	2-2	395	24	5	.988

Daiss, Casey

Year	avg	gp-gs	ab	r	h	2b	3b	hr	rbi	tb	slg%	bb	hbp	so	gdp	ob%	sf	sh	sb-att	po	a	e	fld%
2024	.000	0-0	0	0	0	0	0	0	0	0	.000	0	0	0	0	.000	0	0	0-0	1	3	0	1.000
TOTAL	.000	0-0	0	0	0	0	0	0	0	0	.000	0	0	0	0	.000	0	0	0-0	1	3	0	1.000

Year	era	w-l	app	qs	cq	sho	sv	ip	h	r	er	bb	so	2b	3b	hr	bf	bavg	wp	hbp	bk	sfa	sha
2024	3.66	0-2	18	0	0	0/0	5	19.2	20	9	8	6	15	4	0	1	85	.267	0	2	0	1	1
TOTAL	3.66	0-2	18	0	0	0/0	5	19.2	20	9	8	6	15	4	0	1	85	.267	0	2	0	1	1

Evans, Cole

Year	avg	gp-gs	ab	r	h	2b	3b	hr	rbi	tb	slg%	bb	hbp	so	gdp	ob%	sf	sh	sb-att	po	a	e	fld%
2020*	.000	8-1	12	0	0	0	0	0	0	0	.000	0	1	7	0	.077	0	0	0-0	2	0	0	1.000
2023	.305	47-41	141	34	43	9	0	4	27	64	.454	22	6	40	3	.415	2	2	9-12	79	0	3	.963
2024	.278	50-43	162	37	45	10	0	5	40	70	.432	23	11	33	3	.391	6	1	8-12	82	3	3	.966
TOTAL	.290	97-84	303	71	88	19	0	9	67	134	.442	45	17	73	6	.402	8	3	17-24	161	3	6	.965
All*	.279	105-85	315	71	88	19	0	9	67	134	.425	45	18	80	6	.391	8	3	17-24	163	3	6	.965

* Statistics from prior team/school

Frahm, Trey

Year	avg	gp-gs	ab	r	h	2b	3b	hr	rbi	tb	slg%	bb	hbp	so	gdp	ob%	sf	sh	sb-att	po	a	e	fld%
2024	13.50	0-0	4	0	0	0/0	0	2.0	2	3	3	2	1	1	0	0	10	.250	0	0	0	0	0
TOTAL	13.50	0-0	4	0	0	0/0	0	2.0	2	3	3	2	1	1	0	0	10	.250	0	0	0	0	0

Froehlich, Kyle

Year	avg	gp-gs	ab	r	h	2b	3b	hr	rbi	tb	slg%	bb	hbp	so	gdp	ob%	sf	sh	sb-att	po	a	e	fld%
2024	.000	0-0	0	0	0	0	0	0	0	0	.000	0	0	0	0	.000	0	0	0-0	1	2	1	.750
TOTAL	.000	0-0	0	0	0	0	0	0	0	0	.000	0	0	0	0	.000	0	0	0-0	1	2	1	.750
All*	.000	0-0	0	0	0	0	0	0	0	0	.000	0	0	0	0	.000	0	0	0-0	1	2	1	.750

Year	era	w-l	app	gs	cq	sho	sv	ip	h	r	er	bb	so	2b	3b	hr	bf	bavg	wp	hbp	bk	sfa	sha
2023*	2.70	4-3	23	0	0	0/0	7	36.2	35	14	11	7	35	6	0	2	155	99.00	4	3	0	1	2
2024	5.19	1-1	17	0	0	0/0	0	17.1	20	12	10	5	17	3	1	4	78	.286	0	1	0	2	0
TOTAL	5.19	1-1	17	0	0	0/0	0	17.1	20	12	10	5	17	3	1	4	78	.286	0	1	0	2	0
All*	3.50	5-4	40	0	0	0/0	7	54.0	55	26	21	12	52	9	1	6	233	.786	4	4	0	3	2

* Statistics from prior team/school

Harrahill, Ryan

Year	avg	gp-gs	ab	r	h	2b	3b	hr	rbi	tb	slg%	bb	hbp	so	gdp	ob%	sf	sh	sb-att	po	a	e	fld%
2024	27.00	0-1	1	1	0	0/0	0	1.0	4	4	3	1	2	0	1	0	9	.500	0	0	0	0	0
TOTAL	27.00	0-1	1	1	0	0/0	0	1.0	4	4	3	1	2	0	1	0	9	.500	0	0	0	0	0

Horn, Ty

Year	avg	gp-gs	ab	r	h	2b	3b	hr	rbi	tb	slg%	bb	hbp	so	gdp	ob%	sf	sh	sb-att	po	a	e	fld%
2024	.000	0-0	0	0	0	0	0	0	0	0	.000	0	0	0	0	.000	0	0	0-0	0	2	0	1.000
TOTAL	.000	0-0	0	0	0	0	0	0	0	0	.000	0	0	0	0	.000	0	0	0-0	0	2	0	1.000

Year	era	w-l	app	gs	cq	sho	sv	ip	h	r	er	bb	so	2b	3b	hr	bf	bavg	wp	hbp	bk	sfa	sha
2024	6.87	1-1	11	4	0	0/0	1	18.1	29	25	14	8	13	5	1	3	97	.337	2	1	0	1	1
TOTAL	6.87	1-1	11	4	0	0/0	1	18.1	29	25	14	8	13	5	1	3	97	.337	2	1	0	1	1

Hufft, Dylan

Year	avg	gp-gs	ab	r	h	2b	3b	hr	rbi	tb	slg%	bb	hbp	so	gdp	ob%	sf	sh	sb-att	po	a	e	fld%
2024	.278	21-5	18	4	5	0	0	0	1	5	.278	6	1	7	0	.480	0	1	1-1	16	21	0	1.000
TOTAL	.278	21-5	18	4	5	0	0	0	1	5	.278	6	1	7	0	.480	0	1	1-1	16	21	0	1.000

Hughes, Bryce

Year	avg	gp-gs	ab	r	h	2b	3b	hr	rbi	tb	slg%	bb	hbp	so	gdp	ob%	sf	sh	sb-att	po	a	e	fld%
2024	.000	12-0	2	3	0	0	0	0	1	0	.000	0	0	0	0	.000	0	0	2-2	0	2	0	1.000
TOTAL	.000	12-0	2	3	0	0	0	0	1	0	.000	0	0	0	0	.000	0	0	2-2	0	2	0	1.000

Jesske, Will

Year	avg	gp-gs	ab	r	h	2b	3b	hr	rbi	tb	slg%	bb	hbp	so	gdp	ob%	sf	sh	sb-att	po	a	e	fld%
2024	.286	16-3	21	5	6	1	0	0	4	7	.333	2	0	2	0	.348	0	0	0-0	3	4	1	.875
TOTAL	.286	16-3	21	5	6	1	0	0	4	7	.333	2	0	2	0	.348	0	0	0-0	3	4	1	.875

Lewis, Hayden

Year	avg	gp-gs	ab	r	h	2b	3b	hr	rbi	tb	slg%	bb	hbp	so	gdp	ob%	sf	sh	sb-att	po	a	e	fld%
2024	.000	1-0	1	0	0	0	0	0	0	0	.000	0	0	0	0	.000	0	0	0-0	0	0	0	.000
TOTAL	.000	1-0	1	0	0	0	0	0	0	0	.000	0	0	0	0	.000	0	0	0-0	0	0	0	.000

Year	era	w-l	app	gs	cq	sho	sv	ip	h	r	er	bb	so	2b	3b	hr	bf	bavg	wp	hbp	bk	sfa	sha
2024	0.00	0-0	1	0	0	0/0	0	0.1	1	0	0	1	1	0	0	0	3	.500	0	0	0	0	0
TOTAL	0.00	0-0	1	0	0	0/0	0	0.1	1	0	0	1	1	0	0	0	3	.500	0	0	0	0	0

McConnaughey, Mason

Year	avg	gp-gs	ab	r	h	2b	3b	hr	rbi	tb	slg%	bb	hbp	so	gdp	ob%	sf	sh	sb-att	po	a	e	fld%
2024	.000	0-0	0	0	0	0	0	0	0	0	.000	0	0	0	0	.000	0	0	0-0	2	5	1	.875
TOTAL	.000	0-0	0	0	0	0	0	0	0	0	.000	0	0	0	0	.000	0	0	0-0	2	5	1	.875

Year	era	w-l	app	gs	cq	sho	sv	ip	h	r	er	bb	so	2b	3b	hr	bf	bavg	wp	hbp	bk	sfa	sha
2024	3.09	6-3	14	8	0	0/0	0	55.1	50	20	19	19	65	7	0	6	232	.245	5	5	0	1	3
TOTAL	3.09	6-3	14	8	0	0/0	0	55.1	50	20	19	19	65	7	0	6	232	.245	5	5	0	1	3

Olsen, Bobby

Year	avg	gp-gs	ab	r	h	2b	3b	hr	rbi	tb	slg%	bb	hbp	so	gdp	ob%	sf	sh	sb-att	po	a	e	fld%
2020*	.000	3-1	0	0	0	0	0	0	0	0	.000	0	0	0	0	.000	0	0	0-0	0	0	0	.000
2022*	.000	13-10	0	0	0	0	0	0	0	0	.000	0	0	0	0	.000	0	0	0-0	0	0	0	.000
2023*	.000	12-6	0	0	0	0	0	0	0	0	.000	0	0	0	0	.000	0	0	0-0	0	0	0	.000
2024	.000	0-0	0	0	0	0	0	0	0	0	.000	0	0	0	0	.000	0	0	0-0	0	1	1	.500
TOTAL	.000	0-0	0	0	0	0	0	0	0	0	.000	0	0	0	0	.000	0	0	0-0	0	1	1	.500
All*	.000	28-17	0	0	0	0	0	0	0	0	.000	0	0	0	0	.000	0	0	0-0	0	1	1	.500

Year	era	w-l	app	gs	cq	sho	sv	ip	h	r	er	bb	so	2b	3b	hr	bf	bavg	wp	hbp	bk	sfa	sha
2020*	11.37	0-1	3	1	0	0/0	0	6.1	7	9	8	7	3	2	0	0	34	99.00	2	1	0	1	0
2022*	5.83	0-4	13	10	0	0/0	0	58.2	68	43	38	19	48	18	2	5	274	99.00	7	13	0	1	4
2023*	4.44	3-4	12	6	0	0/0	1	46.2	41	26	23	25	56	10	0	5	210	99.00	7	7	0	6	2
2024	7.36	0-0	11	0	0	0/0	0	7.1	8	6	6	4	8	1	0	1	37	.276	2	4	0	0	0
TOTAL	7.36	0-0	11	0	0	0/0	0	7.1	8	6	6	4	8	1	0	1	37	.276	2	4	0	0	0
All*	5.67	3-9	39	17	0	0/0	1	119.0	124	84	75	55	115	31	2	11	555	4.276	18	25	0	8	6

* Statistics from prior team/school

Overbeek, Joshua

Year	avg	gp-gs	ab	r	h	2b	3b	hr	rbi	tb	slg%	bb	hbp	so	gdp	ob%	sf	sh	sb-att	po	a	e	fld%
2022*	.200	21-6	35	8	7	0	0	1	2	10	.286	8	0	11	0	.341	1	0	0-0	15	2	1	.944
2024	.274	39-37	135	33	37	3	0	5	17	55	.407	25	6	38	0	.410	0	1	15-17	24	62	4	.956
TOTAL	.274	39-37	135	33	37	3	0	5	17	55	.407	25	6	38	0	.410	0	1	15-17	24	62	4	.956
All*	.259	60-43	170	41	44	3	0	6	19	65	.382	33	6	49	0	.395	1	1	15-17	39	64	5	.954

* Statistics from prior team/school

Perry, Kyle

Year	avg	gp-gs	ab	r	h	2b	3b	hr	rbi	tb	slg%	bb	hbp	so	gdp	ob%	sf	sh	sb-att	po	a	e	fld%
2019	.000	2-2	0	0	0	0	0	0	0	0	.000	0	0	0	0	.000	0	0	0-0	1	2	1	.750
2020	.000	0-0	0	0	0	0	0	0	0	0	.000	0	0	0	0	.000	0	0	0-0	1	1	0	1.000
2022	.000	0-0	0	0	0	0	0	0	0	0	.000	0	0	0	0	.000	0	0	0-0	0	1	0	1.000
2023	.000	0-0	0	0	0	0	0	0	0	0	.000	0	0	0	0	.000	0	0	0-0	2	7	1	.900
2024	.000	0-0	0	0	0	0	0	0	0	0	.000	0	0	0	0	.000	0	0	0-0	4	1	0	1.000
TOTAL	.000	2-2	0	0	0	0	0	0	0	0	.000	0	0	0	0	.000	0	0	0-0	8	12	2	.909

Year	era	w-l	app	gs	cq	sho	sv	ip	h	r	er	bb	so	2b	3b	hr	bf	bavg	wp	hbp	bk	sfa	sha
2019	5.47	2-1	11	7	0	0/1	0	26.1	29	16	16	18	29	7	1	2	129	.282	2	6	1	1	1
2020	5.06	1-0	4	1	0	0/0	0	10.2	7	6	6	2	11	3	0	1	41	.179	0	0	0	0	0
2021	3.48	2-0	4	4	0	0/1	0	10.1	7	5	4	4	15	1	0	0	42	.184	1	0	0	0	0
2022	6.75	0-2	5	4	0	0/0	0	14.2	16	11	11	10	17	4	0	2	72	.276	1	3	0	0	1
2023	5.46	1-1	19	2	0	0/1	3	31.1	31	23	19	11	29	5	1	6	144	.261	3	6	0	3	5
2024	6.23	1-2	22	0	0	0/0	3	17.1	20	13	12	2	16	3	0	2	75	.278	1	1	0	0	0
TOTAL	5.53	7-6	65	18	0	0/3	6	110.2	110	74	68	47	117	23	2	13	503	.256	8	16	1	4	7

Sanders, Rans

Year	avg	gp-gs	ab	r	h	2b	3b	hr	rbi	tb	slg%	bb	hbp	so	gdp	ob%	sf	sh	sb-att	po	a	e	fld%
2024	.000	0-0	0	0	0	0	0	0	0	0	.000	0	0	0	0	.000	0	0	0-0	1	3	1	.800
TOTAL	.000	0-0	0	0	0	0	0	0	0	0	.000	0	0	0	0	.000	0	0	0-0	1	3	1	.800
All*	.000	0-0	0	0	0	0	0	0	0	0	.000	0	0	0	0	.000	0	0	0-0	1	3	1	.800

Year	era	w-l	app	gs	cq	sho	sv	ip	h	r	er	bb	so	2b	3b	hr	bf	bavg	wp	hbp	bk	sfa	sha
2023*	3.80	2-1	13	0	0	0/0	4	23.2	27	11	10	4	25	5	1	2	105	99.00	0	2	0	1	0
2024	4.05	0-1	17	0	0	0/0	2	13.1	10	8	6	5	9	1	0	3	54	.208	1	1	0	0	0
TOTAL	4.05	0-1	17	0	0	0/0	2	13.1	10	8	6	5	9	1	0	3	54	.208	1	1	0	0	0
All*	3.89	2-2	30	0	0	0/0	6	37.0	37	19	16	9	34	6	1	5	159	.771	1	3	0	1	0

* Statistics from prior team/school

Sanderson, Case

Year	avg	gp-gs	ab	r	h	2b	3b	hr	rbi	tb	slg%	bb	hbp	so	gdp	ob%	sf	sh	sb-att	po	a	e	fld%
2024	.356	42-31	104	22	37	4	1	2	17	49	.471	28	7	28	3	.511	2	0	0-2	34	1	1	.972
TOTAL	.356	42-31	104	22	37	4	1	2	17	49	.471	28	7	28	3	.511	2	0	0-2	34	1	1	.972

Sears, Brett

Year	avg	gp-gs	ab	r	h	2b	3b	hr	rbi	tb	slg%	bb	hbp	so	gdp	ob%	sf	sh	sb-att	po	a	e	fld%
2023	.000	0-0	0	0	0	0	0	0	0	0	.000	0	0	0	0	.000	0	0	0-0	3	1	0	1.000
2024	.000	0-0	0	0	0	0	0	0	0	0	.000	0	0	0	0	.000	0	0	0-0	3	10	0	1.000
TOTAL	.000	0-0	0	0	0	0	0	0	0	0	.000	0	0	0	0	.000	0	0	0-0	6	11	0	1.000
All*	.000	0-0	0	0	0	0	0	0	0	0	.000	0	0	0	0	.000	0	0	0-0	6	11	0	1.000

Year	era	w-l	app	gs	cq	sho	sv	ip	h	r	er	bb	so	2b	3b	hr	bf	bavg	wp	hbp	bk	sfa	sha
2020*	12.27	0-1	3	2	0	0/0	0	7.1	13	10	10	6	6	3	0	1	45	99.00	1	6	0	0	1
2021*	5.91	2-4	8	8	1	1/0	0	42.2	52	32	28	22	25	17	0	2	202	99.00	2	3	1	2	2
2023	5.29	0-0	11	0	0	0/0	0	17.0	23	10	10	4	23	6	0	3	79	.324	3	3	0	1	0
2024	2.11	7-0	13	13	1	1/1	0	85.1	54	23	20	15	83	9	1	7	330	.176	1	7	1	1	0
TOTAL	2.64	7-0	24	13	1	1/1	0	102.1	77	33	30	19	106	15	1	10	409	.204	4	10	1	2	0
All*	4.02	9-5	35	23	2	2/1	0	152.1	142	75	68	47	137	35	1	13	656	.376	7	19	2	4	3

* Statistics from prior team/school

Silva, Riley

Year	avg	gp-gs	ab	r	h	2b	3b	hr	rbi	tb	slg%	bb	hbp	so	gdp	ob%	sf	sh	sb-att	po	a	e	fld%
2024	.278	49-49	169	41	47	5	2	0	19	56	.331	19	22	27	2	.417	1	15	30-33	127	1	0	1.000
TOTAL	.278	49-49	169	41	47	5	2	0	19	56	.331	19	22	27	2	.417	1	15	30-33	127	1	0	1.000

Stokes, Rhett

Year	avg	gp-gs	ab	r	h	2b	3b	hr	rbi	tb	slg%	bb	hbp	so	gdp	ob%	sf	sh	sb-att	po	a	e	fld%
2024	.333	42-35	120	25	40	10	0	1	15	53	.442	9	1	29	1	.382	1	4	4-5	48	88	5	.965
TOTAL	.333	42-35	120	25	40	10	0	1	15	53	.442	9	1	29	1	.382	1	4	4-5	48	88	5	.965

Stone, Tyler

Year	avg	gp-gs	ab	r	h	2b	3b	hr	rbi	tb	slg%	bb	hbp	so	gdp	ob%	sf	sh	sb-att	po	a	e	fld%
2021*	.208	21-11	48	4	10	3	0	1	4	16	.333	2	0	23	0	.240	0	0	0-0	76	3	3	.963
2024	.315	44-36	146	24	46	8	0	8	32	78	.534	23	1	41	2	.407	2	0	0-1	251	15	4	.985
TOTAL	.315	44-36	146	24	46	8	0	8	32	78	.534	23	1	41	2	.407	2	0	0-1	251	15	4	.985
All*	.289	65-47	194	28	56	11	0	9	36	94	.485	25	1	64	2	.369	2	0	0-1	327	18	7	.980

* Statistics from prior team/school

Swansen, Gabe

Year	avg	gp-gs	ab	r	h	2b	3b	hr	rbi	tb	slg%	bb	hbp	so	gdp	ob%	sf	sh	sb-att	po	a	e	fld%
2022	.154	20-9	39	6	6	1	0	1	6	10	.256	5	1	9	2	.267	0	0	0-0	3	0	1	.750
2023	.291	52-49	179	45	52	11	0	18	57	117	.654	24	15	43	3	.410	4	0	3-5	81	1	1	.988
2024	.220	24-16	59	6	13	2	0	1	5	18	.305	5	3	18	0	.313	0	1	3-3	29	0	0	1.000
TOTAL	.256	96-74	277	57	71	14	0	20	68	145	.523	34	19	70	5	.371	4	1	6-8	113	1	2	.983

Timmerman, Tucker

Year	avg	gp-gs	ab	r	h	2b	3b	hr	rbi	tb	slg%	bb	hbp	so	gdp	ob%	sf	sh	sb-att	po	a	e	fld%
2024	.000	0-0	0	0	0	0	0	0	0	0	.000	0	0	0	0	.000	0	0	0-0	2	4	1	.857
TOTAL	.000	0-0	0	0	0	0	0	0	0	0	.000	0	0	0	0	.000	0	0	0-0	2	4	1	.857

Year	era	w-l	app	gs	cq	sho	sv	ip	h	r	er	bb	so	2b	3b	hr	bf	bavg	wp	hbp	bk	sfa	sha
2024	8.62	2-0	14	0	0	0/0	1	15.2	21	15	15	12	16	3	0	3	80	.328	2	3	0	1	0
TOTAL	8.62	2-0	14	0	0	0/0	1	15.2	21	15	15	12	16	3	0	3	80	.328	2	3	0	1	0

Walsh, Will

Year	avg	gp-gs	ab	r	h	2b	3b	hr	rbi	tb	slg%	bb	hbp	so	gdp	ob%	sf	sh	sb-att	po	a	e	fld%
2022	.000	2-0	2	0	0	0	0	0	0	0	.000	0	0	2	0	.000	0	0	0-0	0	0	0	.000
2023	.176	17-9	34	5	6	1	0	2	4	13	.382	3	2	12	0	.282	0	0	0-0	67	13	1	.988
2024	.250	13-9	32	8	8	1	0	5	14	24	.750	3	2	11	0	.351	0	0	0-0	57	15	1	.986
TOTAL	.206	32-18	68	13	14	2	0	7	18	37	.544	6	4	25	0	.308	0	0	0-0	124	28	2	.987

Year	era	w-l	app	gs	cq	sho	sv	ip	h	r	er	bb	so	2b	3b	hr	bf	bavg	wp	hbp	bk	sfa	sha
2022	13.50	0-0	1	0	0	0/0	0	0.2	3	1	1	0	1	0	0	0	5	.600	1	0	0	0	0
2023	4.24	5-3	15	8	1	1/0	0	51.0	46	26	24	8	44	4	2	6	206	.241	4	4	0	2	1
2024	5.36	4-4	12	9	0	0/0	0	48.2	60	32	29	8	37	10	0	10	215	.309	4	6	0	2	5
TOTAL	4.84	9-7	28	17	1	1/0	0	100.1	109	59	54	16	82	14	2	16	426	.279	9	10	0	4	6

Worthley, Jalen

Year	avg	gp-gs	ab	r	h	2b	3b	hr	rbi	tb	slg%	bb	hbp	so	gdp	ob%	sf	sh	sb-att	po	a	e	fld%
2023	.000	0-0	0	0	0	0	0	0	0	0	.000	0	0	0	0	.000	0	0	0-0	0	3	0	1.000
2024	.000	0-0	0	0	0	0	0	0	0	0	.000	0	0	0	0	.000	0	0	0-0	1	7	0	1.000
TOTAL	.000	0-0	0	0	0	0	0	0	0	0	.000	0	0	0	0	.000	0	0	0-0	1	10	0	1.000

Year	era	w-l	app	gs	cq	sho	sv	ip	h	r	er	bb	so	2b	3b	hr	bf	bavg	wp	hbp	bk	sfa	sha
2023	8.10	0-0	10	0	0	0/1	0	10.0	14	9	9	7	8	0	0	1	53	.333	1	3	0	1	0
2024	3.81	3-0	19	0	0	0/1	4	28.1	25	12	12	5	27	4	0	5	116	.236	2	1	0	0	4
TOTAL	4.93	3-0	29	0	0	0/2	4	38.1	39	21	21	12	35	4	0	6	169	.264	3	4	0	1	4

LAST TIME A NEBRASKA HITTER HAD...

Five Consecutive 3-Hit Games at Hawks Field:Rhett Stokes (2024)
 4 Hits in a Game: Cole Evans (4) at Wichita State (3/12/24)
 Consecutive 4-Hit Games: Ben Miller (4 & 4) vs. Maryland (4/8-9/17)
 5 Hits in a Game: Gunner Hellstrom (5) at Rutgers (4/21/18)
 6 Hits in a Game: Steve Edlefsen (6) vs. Iowa (4/11/06)

 2 Hits in an Inning: Josh Caron (2B/HR) vs. Minnesota (4/29/23)
 2 Extra-Base Hits in an Inning: Josh Caron (2B/HR) vs. Minnesota (4/29/23)

 7 At Bats in a Game: C. Chick/G. Everitt/M. Anderson (7) at Minnesota (5/7/22)
 8 At Bats in a Game: DJ Belfonte (8) at UL-Lafayette (15 inn.) (2/20/08)
 9 At Bats in a Game: P. Kelly/C. Christensen (9) vs. Northwestern (16 inn.) (3/29/13)

 4 Runs in a Game: Cam Chick (4) at Ohio State (4/3/22)
 5 Runs in a Game: Steve Edlefsen at Iowa (4/11/06)
 6 Runs in a Game: Craig Moore vs. Chicago State (3/16/99)

 3 Doubles in a Game: Casey Burnham (3) vs. Vanderbilt (3/3/23)

 2 Triples in a Game: Garrett Anglim (2) at UT Arlington (3/5/22)
 2 Triples in Consecutive Games: Blake Headley vs. Northern Colo. (3/10-11/15)

 2 HRs in a Game: Josh Caron at Grand Canyon (2/23/24)
 3 HRs in a Game: Garrett Anglim vs. Iowa (DH 1) (5/1/22)
 2 HRs in an Inning: C. Ledbetter/B. Fusilier vs. SDSU (4th inn.) (3/13/05)
 HRs in Consecutive At Bats: Gabe Swansen vs. Northwestern (2) (4/16/23)
 HRs in Consecutive Innings: ...Gabe Swansen vs. Northwestern (6th, 7th) (4/16/23)
 Grand Slam: Cole Evans at Kansas (4/9/24)
 A Pinch-Hit Home Run: Max Buettenback at Wichita State (3/13/24)
 An Inside-the-Park Home Run: ...Max Buettenback at Wichita State (3/13/24)
 An Inside-the-Park Grand Slam: Jaxon Hallmark at Kansas State (4/2/19)
 Led Off Game with Home Run (Away): Brice Matthews at Creighton (5/9/23)
 Led Off Game with Home Run (Home): Brice Matthews vs. Illinois (3/25/23)
 A Walk-Off Home Run to Win a Game: ...Cole Evans vs. Indiana (5/11/24)
 Had a Homer and a Win, Same Game: Ben Miller vs. Creighton (4/4/17)
 Homered in First Career At-Bat: Max Anderson vs. Purdue (3/5/21)
 Homered in First Career Game: Max Anderson vs. Purdue (3/5/21)
 Freshman Homered in First Career Game: ...Max Anderson vs. Purdue (3/5/21)
 Back-to-Back Multi-HR Games: Scott Schreiber vs. Penn State & at Creighton (5/15-17/16)
 Homered in Three-Straight Games: Tyler Stone (3) (vs. Maryland/Kansas/Iowa) (4/21-26/24)

 Hit For the Cycle: Steve Edlefsen at Iowa (4/11/06)

 6 RBI in a Game: Gabe Swansen vs. Northwestern (4/16/23)
 7 RBI in a Game: Josh Scheffert (7) at Ohio State (4/15/12)
 8 RBI in a Game: Adam Bailey (8) vs. Creighton (5/18/10)
 9 or more RBI in a Game: Craig Moore (10) vs. Chicago State (3/16/99)

 10 or More Total Bases: Max Anderson (10) vs. Minnesota, (4/29/23)

 4 Walks in a Game: Josh Caron (4) vs. Indiana (5/11/24)
 5 Walks in a Game: Cam Chick at Ohio State (4/3/22)

 5 Strikeouts in a Game: Kurt Farmer vs. UCLA (3/5/11)

 3 Stolen Bases: Jaxon Hallmark (3) at Rutgers (5/9/21)
 4 Stolen Bases: John Cole vs. Texas-San Antonio (2/26/00)
 Stole Home: Dylan Carey at Grand Canyon (2/25/24)
 3 HBP in a Game: Riley Silva (3) at Grand Canyon (2/22/24)

 4 Sacrifice Bunts in Game: Andrew Sawyers vs. Kansas State, April 4, 1998 (NCAA Record)

LAST TIME A NEBRASKA PITCHER HAD...

An Individual No-Hitter - 9 Innings: Jackson Brockett vs. K-State (5/1/24)
 An Individual No-Hitter - 7 Innings: Anthony Kelley vs. Oklahoma (4/5/81)
 Note: Nate Fisher pitched 8.0 no-hit innings on March 9, 2019 at Baylor (not complete game)

 A Combined No-Hitter: K. Kubat (5.0), T. Niederklein (2.1), D. Vogt (1.2) vs. Arkansas (4/16/13)

 A 2-Hit Game (individual): Brett Sears vs. Ohio State (4/5/24)
 A 1-Hit Game (individual): . Michael Mariot vs. Houston Baptist (Game 2) (3/13/10)
 A 1-Hit Game (combined): .Koty Frank (6.2), Tyler Martin (1.1), Braxton Bragg (1.0) vs. BYU (4/14/22)

 Picked off Two Base Runners in an Inning: Aaron Bummer at The Citadel (3/1/14)

 A Complete Game - 9 innings: Jackson Brockett vs. Kansas State (5/1/24)
 A Complete Game - less than 9 inn.: Emmett Olson vs. Nicholls (7 Inn.) (3/17/23)
 A Complete Game by a Freshman: Matt Waldron (9 inn.) vs. Penn State (5/14/16)
 A Complete Game by a Freshman - 9 inn.: Matt Waldron vs. Penn State (5/14/16)
 Consecutive Complete Games - 9 inn.: . C. DeLeon vs. Ohio State & Minn. (4/4-12/14)

 A Complete-Game Shutout - 9 Inn.: Jackson Brockett vs. Kansas State (5/1/24)
 A Complete-Game Shutout - less than 9 inn.: Tom Lemke (7 inn.) vs. Oklahoma (3/28/10)
 Consecutive Shutouts: Shane Komine vs. Iowa State & at Texas (4/28-5/6/00)
 A Complete-Game Shutout by a Freshman: Matt Waldron vs. Penn State (5/14/16)

 Immaculate Inning: Cade Povich vs. Michigan (1st Inning) (5/28/21)
 A Three-Pitch Inning: Colton Howell vs. Northwestern (4/19/14)

 Hit 4 or More Batters in a Game: Matt Freeman (4) vs. No. Colorado (3/24/09)
 Hit 5 or More Batters in a Game: Shane Komine (5) vs. Nicholls State (2/19/99)

 10 Strikeouts in a Game: Mason McConnaughey (10) vs. Indiana (5/11/24)
 10+ Strikeouts in a Game: Jackson Brockett (12) vs. Kansas State (5/1/24)
 15+ Strikeouts in a Game: Joba Chamberlain (15) vs. New Mexico (2/25/05)

 Struck out 4 Batters in an Inning: Michael Mariot (6th inn.) vs. Texas A&M (4/30/10)

 Lost a Game Without Giving Up an Earned Run: Shay Schanaman vs. BYU (4/15/22)

LAST TIME NEBRASKA HAD...

25+ Runs:..... 50 vs. Chicago State (3/16/99)
 20+ Runs:..... 21 at UC Riverside (2/15/99)
 10 Runs in an Inning:..... 11 at Baylor (1st) (2/14/20)
 20+ Hits:..... 20 vs. Northwestern (4/16/23)
 Every Husker Starter Had a Hit:..... vs. Nicholls (3/17/24)
 Every Husker Starter Scored a Run:..... vs. Northern Colorado (3/8/23)
 Every Husker Starter Had a Hit and Scored a Run:.. vs. No. Colorado (3/8/23)
 0 Strikeouts on Offense:..... vs. UNLV (3/30/14)
 0 Walks on Offense:..... vs. TCU (2/27/22)
 10+ Doubles:..... vs. Creighton (11) (5/18/10)
 9+ Doubles:..... vs. Creighton (11) (5/18/10)
 8+ Doubles:..... vs. Vanderbilt (8) (3/3/23)
 7+ Doubles:..... vs. Vanderbilt (8) (3/3/23)
 3 Consecutive Doubles:..... M. Waldron, J. Acker, M. Hagge at Cal Poly (3/25/17)
 3 Triples:..... at UT Arlington (3) (3/5/22)
 9 HRs:..... vs. Chicago State, March 16, 1999
 7 HRs:..... vs. Northwestern (4/16/23)
 6 HRs:..... vs. Northwestern (4/16/23)
 5 HRs:..... vs. Northwestern (4/16/23)
 Back-to-Back Homers:..... B. Columbus/D. Carey (8th inn.) at Rutgers (4/13/24)
 3 Consecutive Homers:..... J. Dalton/D. Erstad/D. Dukart vs. Iowa State (5/15/94)
 2 Homers in an Inning:..... C. Bradford/R. Stokes (4th inn.) at Creighton (4/30/24)
 3 Homers in an Inning: M. Anderson/G. Swansen/E. Cervantes (3rd inn.) at Maryland (5/6/23)
 3 Triples:..... at UT Arlington (3) (3/5/22)
 2 Grand Slams in a Game:..... Dan Wright/Jeff Leise vs. Western Illinois (4/19/00)
 Grand Slams in Back-to-Back Games:..... M. Anderson/L. Sartori at Ohio State (4/2-3/22)
 10+ Stolen Bases:..... 10 vs. Peru State (5/6/96)
 7+ Stolen Bases:..... 7 vs. Kansas State (4/26/22)
 Rallied from a 10-run deficit:..... vs. North Dakota (Trailed 10-0, won 11-10) (3/30/10)
 Rallied from a deficit of 7 runs/greater:..... vs. Ohio State (Trailed 9-2, won 11-9) (5/22/21)
 Rallied from a deficit of 6 runs/greater:..... vs. Ohio State (Trailed 9-2, won 11-9) (5/22/21)
 Rallied from a deficit of 5 runs/greater: vs. South Alabama(Trailed 6-1, won 12-7) (3/10/24)
 Was shut out – General:..... at Iowa (8-0) (4/22/23)
 Was shut out – At Home:..... vs. Iowa (1-0) (4/29/22)
 Was shut out – On the Road:..... at Iowa (8-0) (4/22/23)
 Held to 2 or fewer hits:..... 2 vs. Iowa (4/28/24)
 Swept a Conference Series:..... at Northwestern (3-0) (3/29-31/24)
 Were Swept in a Conference Series:..... at Iowa (3-0) (4/21-23/23)
 Were Swept in a Conference Series at Home: Rutgers (0-3), April 8-10, 2022
 Allowed 2 hits or less:..... vs. Kansas State (0) (5/1/24)
 Walked 10+:..... at Maryland (11) (5/7/23)
 Walked 15+:..... Wichita State (17) (3/18/16)
 Struck out 15+ Batters:..... vs. South Alabama (16 in 9 inn.) (3/10/24)
 Struck out 30+ in a 3-Game Series:..... vs. Ohio State (30) (4/5-7/24)
 Walk-Off Win:..... Cole Evans, 5-2 vs. Indiana (10 inn.) (5/11/24)
 2-Straight Walk-Off Wins:..... Pat Kelly (Illinois) & Tanner Lubach (Ohio St.) (3/17-21/14)
 2-Straight Complete Games:..... Chance Sinclair & Aaron Bummer (Ohio State) (4/4-5/14)
 3-Straight Complete Games:..... C. DeLeon, C. Sinclair & A. Bummer (Ohio St.), (4/4-6/14)
 A Player Ejection:..... Michael Pritchard vs. UC Irvine (DH 1) (3/15/14)
 A Head Coach Ejection:..... Will Bolt at Kansas (4/9/24)
 An Assistant Coach Ejection:..... Eric Newman vs. Kansas (4/20/08)
 Turned a Triple Play:..... vs. Northern Colorado (3/27/07)
 Had a Triple Play Turned Against:..... vs. Michigan State (5/13/17)
 7 Errors in a Game:..... vs. Kansas State (3/11/97)
 6 Errors in a Game:..... vs. Michigan (6) (5/25/19)
 5 Errors in a Game:..... vs. South Alabama (5) (3/10/24)
 Scored in every inning (9 inn.):..... vs. Texas Tech (W, 12-8) (5/23/02)
 Lost a game without giving up an earned run:..... vs. BYU (Lost 3-2) (4/25/22)

LAST TIME A NEBRASKA OPPONENT HAD...

4 Hits in a Game:..... Thatcher Kozal (4) vs. South Dakota State (5/8/24)
 5 Hits in a Game:..... Matt Woods (5) at Maryland (5/7/23)
 7 RBI in a Game:..... Nick Lorusso (8) at Maryland (5/7/23)
 Hit for the Cycle:..... Parker Coddou vs. Nicholls (3/19/23)
 2 Home Runs:..... Thatcher Kozal vs. South Dakota State (5/8/24)
 3 Home Runs:..... Jeff Larish at Arizona State (6/21/05)
 3 Home Runs in a Series:..... Nick Lorusso at Maryland (5/5-7/23)
 A Grand Slam:..... Teddy Deters vs. Creighton (4/16/24)
 2 Grand Slams in a Game:..... at Wichita State (3/2/18)
 3 Grand Slams in a Series:..... at Wichita State (3/2-4/18)
 Back-to-Back Homers:..... Z. Yorke/B. Ankeney at Grand Canyon (3rd inn.) (2/24/24)
 Back-to-Back-to-Back Homers:..... Michigan (5th inn.) (3/25/22)
 Back-to-Back-to-Back-to-Back Homers:..... Michigan (5th inn.) (3/25/22)
 A Walk-Off Homer:..... Eli Wilson at Minnesota (3/29/19)
 Team Hit 9 HR in a Game:..... at Missouri (4/1/98)
 10+ Runs in an Inning:..... Rutgers (10 in the 7th) (4/10/22)
 20+ Hits in a Game:..... at Maryland (20) (5/7/23)
 Stole Home:..... Bobby Whalen, at Indiana (4/23/22)
 A One-Hitter:..... Matt Smith, Oklahoma State (4/24/98)
 A No-Hitter:..... Jim Maddock, Missouri (13-0) (5/3/81)
 A Complete Game (9 innings):..... Adam Mazur, vs. Iowa (4/29/22)
 10 Strikeouts in a Game:..... Brody Brecht (11), vs. Iowa (4/28/24)
 Walk-Off Win:..... at Rutgers, 7-6 (RBI Single in 11th) (4/12/24)
 Two Walk-Off Wins in a Series:..... at Minnesota [Games 1 (HR) & 3 (WP)] (3/29-31/19)
 7 Errors in a Game:..... vs. Northwestern (7) (3/31/13)



0
Cayden Brumbaugh
RSo. • INF



1
Riley Silva
Jr. • OF



2
Matt Evans
Fr. • OF



4
Joshua Overbeek
Jr. • INF



5
Josh Caron
Jr. • C



6
Dylan Hufft
RSo. • INF



8
Evan Borst
Jr. • RHP



9
Rhett Stokes
Jr. • INF



10
Ben Columbus
Sr. • C



11
Max Buettenback
Fr. • C



12
Cole Evans
Sr. • OF



13
Will Jesske
Fr. • C



14
Case Sanderson
Fr. • INF



15
Dylan Carey
So. • INF



16
Aaron Manias
Jr. • INF



17
Hayden Lewis
RFr. • UTIL



18
Garrett Anglim
R Jr. • OF



19
Kyle Perry
Gr. • LHP



20
Ty Horn
Fr. • RHP



21
Clay Bradford
Sr. • OF



23
Bryce Hughes
R Jr. • INF



24
Caleb Clark
So. • LHP



25
Drew Christo
Jr. • RHP



26
Kyle Froehlich
Sr. • RHP



27
Noah Madsen
Fr. • RHP



28
Bobby Olsen
Gr. • RHP



30
Will Walsh
R Jr. • UTIL



32
Tucker Timmerman
Fr. • RHP



33
Jackson Brockett
Jr. • LHP



34
Brett Sears
Jr. • RHP



35
Ryan Harrahill
Fr. • RHP



36
Grant Cleavinger
So. • LHP



37
Ian Regal
Fr. • LHP



38
Brooks Kneifl
Fr. • LHP



39
Carson Jasa
Fr. • RHP




42
Jalen Worthley
So. • LHP



44
Gabe Swansen
Jr. • OF



45
Casey Dais
Jr. • RHP



48
Rans Sanders
Sr. • RHP



51
Mason McConnaughey
So. • RHP



54
Trey Frahm
R Jr. • RHP



55
Tyler Stone
Jr. • INF



7
Will Bolt
Head Coach



29
Rob Childress
Assistant Coach



22
Lance Harvell
Assistant Coach



3
Mike Sirianni
Assistant Coach