



# NEBRASKA<sup>®</sup> BASEBALL

3 CWS Appearances | 17 NCAA Regional Appearances | 12 Conference Champions  
48 First-Team All-Americans | 107 MLB Draft Picks



## 2024 SCHEDULE/RESULTS

Overall Record	34-19
Big Ten Record	16-8
at Hawks Field	18-8
Road Games	15-9
Neutral Games	1-2
Streak	L1
Last 10 Games	6-4

Date	Opponent	Time (CT)/Result
2/16	vs. Baylor <sup>^</sup>	W, 4-1
2/17	vs. No. 21 Texas Tech <sup>^</sup>	L, 6-3
2/18	vs. Oklahoma <sup>^</sup>	L, 7-6
2/22	at Grand Canyon	W, 7-2
2/23	at Grand Canyon	W, 11-1
2/24	at Grand Canyon	L, 7-5
2/25	at Grand Canyon	W, 10-8
2/29	at College of Charleston	W, 6-5 (10)
3/1	at College of Charleston	CANCELED
3/2	at College of Charleston	W, 5-4
3/3	at College of Charleston	W, 5-3
3/8	<b>SOUTH ALABAMA</b>	<b>L, 11-3</b>
3/9	<b>SOUTH ALABAMA</b>	<b>W, 13-2</b>
3/10	<b>SOUTH ALABAMA</b>	<b>W, 12-7</b>
3/12	at Wichita State	W, 8-6
3/13	at Wichita State	L, 9-3
3/15	<b>NICHOLLS</b>	<b>W, 7-6</b>
3/16	<b>NICHOLLS</b>	<b>W, 16-0</b>
3/17	<b>NICHOLLS</b>	<b>W, 11-4</b>
3/19	<b>OMAHA</b>	<b>W, 11-5</b>
3/20	<b>NORTH DAKOTA STATE</b>	<b>W, 3-1</b>
3/22	<b>NEW MEXICO STATE</b>	<b>W, 14-2</b>
3/23	<b>NEW MEXICO STATE</b>	<b>W, 2-1</b>
3/24	<b>NEW MEXICO STATE</b>	CANCELED
3/26	at Kansas State	CANCELED
3/29	at Northwestern*	W, 5-2
3/30	at Northwestern*	W, 9-5
3/31	at Northwestern*	W, 8-7 (10)
4/2	at Creighton	L, 5-3
4/5	<b>OHIO STATE*</b>	<b>W, 3-0</b>
4/6	<b>OHIO STATE*</b>	<b>W, 7-3</b>
4/7	<b>OHIO STATE*</b>	<b>L, 9-3</b>
4/9	at Kansas	L, 13-11
4/12	at Rutgers*	L, 7-6 (11)
4/13	at Rutgers*	W, 16-1
4/14	at Rutgers*	L, 6-4
4/16	<b>CREIGHTON</b>	<b>L, 6-4</b>
4/19	<b>MARYLAND*</b>	<b>W, 6-3</b>
4/20	<b>MARYLAND*</b>	<b>L, 11-2</b>
4/21	<b>MARYLAND*</b>	<b>W, 16-4 (7)</b>
4/23	<b>KANSAS</b>	<b>L, 9-4</b>
4/26	<b>IOWA*</b>	<b>W, 7-4</b>
4/27	<b>IOWA*</b>	<b>W, 12-2 (7)</b>
4/28	<b>IOWA*</b>	<b>L, 4-1</b>
4/30	at Creighton	L, 9-5
5/1	<b>KANSAS STATE</b>	<b>W, 8-0</b>
5/3	at Minnesota*	W, 10-7
5/4	at Minnesota*	W, 7-3
5/5	at Minnesota*	L, 6-2
5/8	<b>SOUTH DAKOTA STATE</b>	<b>L, 10-6</b>
5/10	<b>INDIANA*</b>	<b>L, 10-5</b>
5/11	<b>INDIANA*</b>	<b>W, 5-2 (10)</b>
5/12	<b>INDIANA*</b>	<b>W, 4-2</b>
5/16	at Michigan State*	W, 2-1
5/17	at Michigan State*	W, 11-3
5/18	at Michigan State*	L, 11-6
5/21	vs. Ohio State&	2 PM
TBD	TBD&	TBD

Home games = Red all caps

\* Big Ten games

<sup>^</sup> Shriners Children's College Showdown at  
Globe Life Field

& Big Ten Tournament (Omaha, Neb.)

## GAME 54 • BIG TEN BASEBALL TOURNAMENT • MAY 21-26

OMAHA, NEB. | CHARLES SCHWAB FIELD



### NEBRASKA HUSKERS

Ranking.....NR  
Head Coach.....Will Bolt  
Career Record .....131-94-1 (5th Year)  
Record at Nebraska.....Same

### MATCHUP AT A GLANCE

Nebraska		Ohio State
.292	BA	.280
1807	AB	1757
363	R	376
527	H	492
101	2B	101
7	3B	19
55	HR	56
330	RBI	347
.447	SLG%	.455
248	BB	288
448	SO	449
.396	OB%	.399
89-115	SB-ATT	87-116
4.37	ERA	6.21
17	SV	9
152	BB	247
443	SO	399
.246	BAA	.275
.975	FLD%	.973
49	E	52



### OHIO STATE BUCKEYES

Ranking.....NR  
Head Coach.....Bill Mosiello  
Career Record .....59-49 (2nd Year)  
Record at Ohio State.....Same

### PROBABLE PITCHERS

#### NEBRASKA

Tuesday: Jackson Brockett - LHP - Jr.

Stats: 2-1, 3.70 ERA, 10 APP, 24.1 IP, 6 BB, 21 K

#### OHIO STATE

Tuesday: Landon Beidelschies - LHP - So.

Stats: 5-7, 4.29 ERA, 14 APP, 79.2 IP, 30 BB, 83 K

### GAME COVERAGE

#### TUESDAY, MAY 21

First Pitch: 2:00 PM CT

TV/Stream: BTN

Radio: Huskers Radio Network

Live Stats: Huskers.com

### SERIES HISTORY

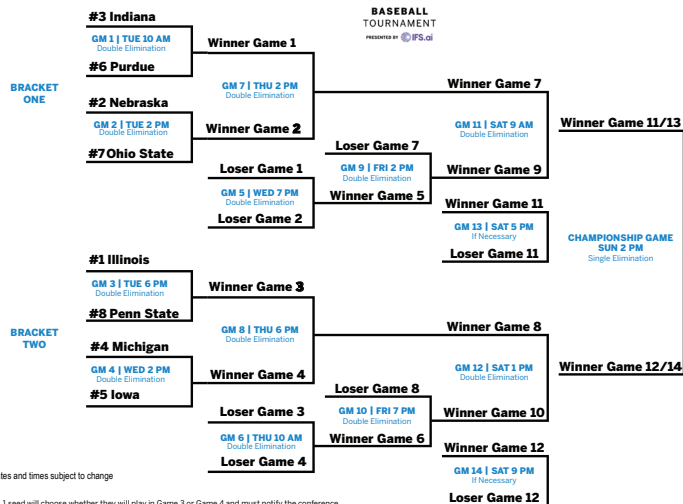
All-Time Series: Nebraska leads, 21-14

Last Game: Ohio State, 9-3 in Lincoln (4/7/24)

Win Streak: Ohio State, 1 game



2024



## QUICK FACTS

## General Information

Location ..... Lincoln, Neb.  
 Population ..... 298,126  
 Enrollment ..... 25,390  
 Founded ..... 1869  
 Nickname ..... Cornhuskers, Huskers  
 Colors ..... Scarlet and Cream  
 Affiliation ..... NCAA Division I  
 Conference ..... Big Ten  
 Athletic Director ..... Troy Dannen

## Coaches and Staff

Head Coach ..... Will Bolt  
 Alma Mater ..... Nebraska, 2003  
 NEB Record ..... 131-94-1 (5th Year)  
 Career Record ..... Same  
 Assistant Coach ..... Rob Childress  
 Alma Mater ..... Northwood, 1990  
 Assistant Coach ..... Lance Harvell  
 Alma Mater ..... Texas A&M, 2006  
 Assistant Coach ..... Mike Sirianni  
 Alma Mater ..... Arkansas State, 2006  
 Dir. of Program Development ..... Conor Behrens  
 Strength Coach ..... Bryce Siecko  
 Athletic Trainer ..... Tanner Fowler

## Baseball History

Season of Nebraska Baseball in 2024 ..... 118th  
 First Season of Nebraska Baseball ..... 1889  
 All-Time Record ..... 2,359-1,721-18 (.577)  
 All-Time Conference Record ..... 925-857-2 (.516)  
 All-Time NCAA Tournament Record ..... 36-35 (.507)  
 Conference Regular Season Titles ..... 8  
 Conference Tournament Titles ..... 4  
 NCAA Tournament Appearances ..... 17  
 Super Regionals Appearances ..... 4  
 College World Series Appearances ..... 3  
 All-America Certificates ..... 114  
 First-Team All-America Certificates ..... 48  
 Freshman All-America Certificates ..... 36  
 CoSIDA Academic All-Americans ..... 21  
 All-Big Ten Selections (Since 2012) ..... 46  
 Perfect Games Thrown ..... 1 (1980)  
 No-Hitters Thrown .. 10 (5 Ind., 4 Comb., 1 Perf. Game)  
 Huskers Who Have Played in the MLB ..... 39

## Hawks Field at Haymarket Park

Capacity ..... 8,486  
 First Season ..... 2002  
 All-Time Record ..... 426-173-1  
 Playing Surface ..... Kentucky Bluegrass  
 Dimensions ..... 335 (LL); 403 (LC); 395 (CF); 400 (RC); 325 (RL)

## Team Information

Letterwinners Returning/Lost ..... 13/20  
 Position Starters Returning/Lost ..... 4/4  
 Pitchers Returning/Lost ..... 8/12  
 Newcomers ..... 25 (11 Freshmen)  
 Overall Record ..... 34-19  
 Big Ten Record ..... 16-8

## Communications Information

Baseball Contact ..... Jared Meister  
 Email ..... jmeister@huskers.com  
 Phone ..... (402) 472-7781  
 Fax ..... (402) 472-2005  
 Ticket Office ... 1-800-8 BIG RED or (402) 472-3111  
 Ticket Website ..... Huskers.com/Tickets  
 Radio ..... Huskers Radio Network

## SEASON NOTES

## Follow the Game

• Every game of the 2024 Big Ten Baseball Tournament can be seen on Big Ten Network. Connor Onion and Danan Hughes will be on the call on BTN on Tuesday afternoon.  
 • Fans can also listen to Dave Gustafson and Ben McLaughlin call the action this week on the Huskers Radio Network.  
 • Every game this season can be heard for free on Huskers.com and the Official Nebraska Huskers App for both iOS and android devices.

## Nebraska vs. Ohio State

• Through 35 all-time meetings, Nebraska holds an 21-14 advantage over the Buckeyes in the all-time series.  
 • The Huskers took two of three games from Ohio State in a weekend series earlier this season in Lincoln.  
 • Tuesday's matchup marks the sixth meeting between the two programs in the Big Ten Tournament. The Buckeyes have won three of the five meetings in the Big Ten Tournament after picking up a 3-1 win against the Big Red in 2019.

## Huskers in the Big Ten Tournament

• This week marks the ninth Big Ten Tournament the Huskers have appeared in since joining the Big Ten in 2012.  
 • Nebraska holds a 14-15 record in 29 all-time games in the Big Ten Tournament, including an 8-7 mark in the four seasons the tournament has been played in Omaha.

Season (Location)	Record
2023 (Omaha, Neb.)	2-2
2019 (Omaha, Neb.)	3-2
2017 (Bloomington, Ind.)	1-2
2016 (Omaha, Neb.)	0-2
2015 (Minneapolis, Minn.)	0-2
2014 (Omaha, Neb.)	3-1
2013 (Minneapolis, Minn.)	4-2
2012 (Columbus, Ohio)	1-2

## Clark's Mid-Season Evolution on the Mound

• It's been a tale of two seasons in 2024 for Caleb Clark. After a slow start to the year, the southpaw has come on strong, providing key outings in crucial moments for the NU pitching staff in the last month.  
 • The sophomore has made 10 outings since Nebraska's series at Rutgers in mid-April, allowing just eight earned runs in 21 innings for a 3.43 ERA.  
 • Clark has limited opposing hitters to a .173 hitting clip since making the change on the mound and has tallied 24 punchouts to nine walks.

## Clark's Outings in 2024

APP	ERA	IP	H	R	ER	BB	K	Avg.
First 6	11.00	9.0	13	12	11	7	8	.342
Last 10	3.43	21.0	13	8	8	9	24	.173
Overall	5.70	30.0	26	20	19	16	32	.230

## Middle-Third Production Boosting the Big Red

• Nebraska has been successful the second time through the lineup on the mound and in the batter's box, outscoring opponents 151-75 in the middle-third innings this season.  
 • The Huskers hold a 54-20 advantage in the fourth inning, while outscoring opponents 45-20 in the fifth inning and 52-35 in the sixth inning.  
 • The Husker offense is hitting .306 at the plate with 76 extra-base hits and 141 RBI in the fourth

through sixth innings, while the NU pitching staff is limiting opponents to a .237 hitting clip and a 3.84 ERA in the middle-third innings.

## Hitting

Innings	Avg.	AB	R	H	2B	3B	HR	RBI
1-3	.269	614	107	165	27	0	17	92
4-6	.306	630	151	193	51	5	20	141
7-9	.300	546	101	164	20	2	17	92
10+	.294	17	5	5	3	0	1	5
Overall	.292	1807	363	527	101	7	55	330

## Pitching

Innings	ERA	IP	H	R	ER	BB	SO	AVG.
1-3	4.86	159	162	102	86	42	161	.260
4-6	3.84	159	140	75	68	45	136	.237
7-9	4.60	146.2	136	85	75	62	143	.241
10+	1.93	4.2	3	1	1	3	3	.188
Overall	4.37	469.1	441	263	228	152	443	.246

## Husker Duo Climb Strikeout List in Big Ten Era

• Brett Sears and Mason McConnaughey rank among leaders in single-season strikeouts by an NU pitcher since the Huskers joined the Big Ten in 2012.  
 • Sears has 87 strikeouts this season, which are third-most by a Husker in the Big Ten era and just one away from tying Cade Povich (2021) in second.  
 • McConnaughey ranks tied for seventh on the list with 70 strikeouts this year, just two shy of tying Shay Schanaman in sixth.

Player (Season)	Strikeouts
Matt Waldron (2019)	93
Cade Povich (2021)	88
Brett Sears (2024)	87
Emmett Olson (2023)	80
Shay Schanaman (2022)	76
Shay Schanaman (2021)	72
Mason McConnaughey (2024)	70
Koty Frank (2022)	70

## Efficient Running Game for NU Offense

• With 89 stolen bases on the season, the Big Red have recorded the most swipes in a season since compiling 90 steals in 2003.  
 • The Huskers have been stealing bases with high efficiency this season, recording the eighth-highest success rate by a Husker offense since 2000.

No.	Season (SB-SBA)	Pct.
1.	2001 (124-138)	89.9
2.	2017 (42-50)	84.0
3.	2021 (65-80)	81.3
4.	2018 (34-42)	81.0
5.	2023 (58-73)	79.5
6.	2002 (73-93)	78.5
7.	2000 (126-162)	77.8
8.	2024 (89-115)	77.4

## Sanderson's Early Impact at Collegiate Level

• Freshman Case Sanderson leads the Huskers with a .373 batting average along with four doubles, a triple, two home runs and 21 RBI across 45 games, including 34 starts.  
 • The Nevada, Mo., native has reached base in 24 of his last 25 games and is hitting .385 (30-for-78) with six extra-base hits and 12 RBI over that span.  
 • Sanderson has reached base at a .510 clip this season for the Huskers, which ranks 19th in the nation and second in the Big Ten.

### Caron Named to Buster Posey Award Watch List

- Nebraska catcher Josh Caron was named to the Buster Posey National Collegiate Catcher of the Year Award Watch List, the Greater Wichita Area Sports Commission last month.
- Caron is hitting .311 at the plate for the Huskers with 14 doubles, a triple, 10 home runs and 54 RBI.
- The junior is one of 11 catchers nationally with a .310-plus batting average and at least 25 extra-base hits and 54 runs driven in this season.

### Silva's Speed With Stolen Bases

- Riley Silva is one of five D1 players to steal 31-plus bases and be caught three-or-fewer times, joining K-State's Brendan Jones as the only Power Five players this season.
- Silva is the 10th NU player since 2000 to swipe at least 20 bases, and the first Husker to steal 30-or-more bases in a season since Jamal Strong (35) in 2000.

Player (Season)	SB
Jamal Strong (2000)	35
Riley Silva (2024)	31
John Cole (2001)	28
Adam Stern (2001)	27
Jeff Leise (2002)	25
Alex Gordon (2005)	23
Brice Matthews (2023)	20
Jake Meyers (2017)	20
Ryan Boldt (2016)	20
Jeff Leise (2003)	20

### Silva Plunked Third-Most Times in Season

- Riley Silva has been hit by pitch 23 times this season, which is third-most in program history.
- Silva is one away from tying Corey Miller (1996) in second and five shy of the program record of 28 set by Daniel Bruce in 2002.

No.	Player (Season)	HBP
1.	Daniel Bruce (2002)	28
2.	Corey Miller (1996)	24
3.	Riley Silva (2024)	23
4.	Casey Burnham (2023)	21
	Kash Kalkowski (2013)	21
	Dave Crain (1995)	21
	Derek Dukart (1994)	21
8.	Four Huskers Tied	18

### First Nine-Inning No-Hitter Since 1954

- Junior Jackson Brockett tossed the sixth individual no-hitter in Nebraska baseball history, and the first nine-inning no-hitter since 1954, in Nebraska's 8-0 win over Kansas State earlier this month at Hawks Field at Haymarket Park.
- With the no-hitter, Brockett was named the Big Ten's Pitcher of the Week and earned National Pitcher of the Week recognition from D1Baseball, Perfect Game and NCBWA.
- It marked NU's first individual no-hitter since 1981, when Anthony Kelley didn't allow a hit over seven innings against the Oklahoma Sooners. It was just the second ever nine-inning individual no-hitter, joining Richard Geier's no-hitter in 1954 against the Kansas Jayhawks.
- In his first start of the season, Brockett posted a career-high 12 strikeouts on 107 pitches which is the most punchouts by a Husker hurler since Will Walsh last season. The outing was the second complete-game shutout by a Nebraska pitcher this season, joining Brett Sears who tossed a two-hitter against Ohio State earlier this season.

### Worthley, Daiss Holding Down the Husker Bullpen

- NU's set-up man, Jalen Worthley, is 3-0 with a 3.64 ERA and four saves across a bullpen-high 29.1 innings. The southpaw has made a team-high 10 multi-inning relief appearances for NU and punched out 28 batters while issuing just six walks.
- The Huskers' closer, Casey Daiss, leads the Big Red in saves (5) and boasts a 3.48 ERA across 20.2 innings of work. Daiss has held opponents scoreless in 15 of his 19 appearances this season for the Big Red.

### Bats in the Nebraska Lineup

- Tyler Stone is batting .313 with eight home runs and 33 RBI for the Big Red, while Ben Columbus has posted a .309 average this season with four doubles, five home runs and 26 RBI.
- Cole Evans is hitting .265 this season with 10 doubles, five home runs, and 40 RBI over a team-high 53 games played, including 46 starts.
- Dylan Carey has hits in 16 of his last 24 games and leads the Big Red with 15 doubles, raising his batting average from .236 to .261 over that span.
- Rhett Stokes holds a .339 batting average with 11 doubles, a home run and 15 RBI, while Cayden Brumbaugh is hitting .323 with 11 doubles, three triples and 19 RBI.
- Garrett Anglim holds a .255 batting average this season with seven doubles, two homers and 22 RBI. Joshua Overbeek is batting .282 with 10 extra-base hits, 22 RBI and 34 runs scored.

### Huskers in the Pen

- Rans Sanders has a 4.05 ERA for the Huskers across 13.1 innings with a pair of saves, allowing six earned runs this season.
- Kyle Perry's 23 relief appearances lead all NU relievers as the senior is 1-2 with a 5.89 ERA and a career-high tying three saves.
- Evan Borst is limiting opponents to a .182 batting average (8-for-44) this season, posting 15 strikeouts over 12.1 innings of work.
- Kyle Froehlich has appeared in 18 games for the Huskers, punching out 18 batters while issuing five walks across 18.1 innings.

### Rob Childress Pitching Factory

- Proven to be one of the nation's top pitching coaches at the collegiate level, Rob Childress has produced 24 All-Americans and 39 top-10 round draft picks in his 24 seasons directing the pitching at Nebraska and Texas A&M.
- Under his tutelage, 79 pitchers have been drafted or signed as free agents during his time with the Huskers and Aggies.
- Childress' pitching staffs have finished in the top-15 in the country in ERA eight times since 2000, including top-three finishes on three occasions. Five of his pitching staffs have finished in the top-25 nationally in strikeouts per nine innings since 2010, including four times in the top 10.
- In his first stint at Nebraska, the Huskers produced five of the top six single-season strikeout totals in school history, including a school-record 538 strikeouts in 2005, while issuing fewer than three walks per game in his final five seasons in Lincoln.

Category (25 Seasons with NEB/TAMU)	Stat
ERA	3.44
Strikeouts/9 inn.	7.61
Hits/9 inn.	8.1
Strikeout-to-Walk Ratio	2.7
Strikeouts/Season	489.1

### Five Huskers Among the National Leaders

- As of May 20, five Huskers rank among the top 50 nationally in 15 individual offensive and pitching statistics.

Category	Value	B1G	NCAA
<u>Jackson Brockett</u>			
Complete Games	1	1st	45th
<u>Brett Sears</u>			
Complete Games	1	1st	45th
Earned Run Average	2.05	1st	4th
Games Started	14	1st	16th
Hits Allowed/9 inn.	5.87	3rd	18th
Strikeout-to-Walk Ratio	5.44	1st	19th
Victories	8	1st	22nd
WHIP	0.83	1st	3rd
Walks Allowed/9 inn.	1.57	1st	19th

### Case Sanderson

On-Base Percentage	.510	2nd	19th
--------------------	------	-----	------

### Riley Silva

Sacrifice Bunts	15	1st	2nd
Sacrifice Bunts/Game	0.29	1st	3rd
Stolen Bases	31	1st	16th
Stolen Bases/Game	0.60	1st	19th

### Cole Evans

Sacrifice Flies	6	1st	35th
-----------------	---	-----	------

### Big Red Among the National Leaders

- Nebraska ranks among the Big Ten leaders and are top 50 nationally in 10 statistical categories, including three in the top 10 as of May 20.

Category	Value	B1G	NCAA
Earned Run Average	4.37	1st	22nd
Hits Allowed/9 inn.	8.46	2nd	32nd
Sacrifice Bunts	38	2nd	27th
Shutouts	3	2nd	49th
Stolen Bases	89	1st	37th
Stolen Bases/Game	1.68	1st	39th
Strikeout-to-Walk Ratio	2.91	1st	8th
WHIP	1.26	1st	8th
W-L Pct.	.642	2nd	48th
Walks Allowed/9 inn.	2.91	1st	2nd

### Huskers by Month in 2024

	Feb.	March	April	May
Records	5-3	15-2	7-10	7-4
Runs	52	135	110	66
Runs/Game	6.5	7.9	6.5	6.0
Opp. Runs/Game	4.6	4.4	5.6	5.0
Hits	73	179	161	114
Hits/Game	9.1	10.5	9.5	10.4
ERA	3.89	3.82	5.40	4.04
Strikeouts	55	151	144	93
Strikeouts/Game	6.9	8.9	8.5	8.5

### Stokes Makes History at Haymarket Park

- Junior Rhett Stokes had a hot start to his NU career in home games, becoming the first Husker in Haymarket Park history to post five consecutive three-hit games.
- The five-game streak surpassed the previous long of three games set by Michael Pritchard (2014) and Nick Jaros (2006).
- In the five-game span, Stokes hit a blistering 15-for-20 (.750) at the plate with four doubles, seven RBI and five runs scored.

### The Canadian Connection

- Nebraska has bolstered its roster this season with six Canadian players, marking the third consecutive season with at least one player from the Great White North on the NU roster.
- The Huskers are one of five programs nationally



with at least five Canadians on the roster and have the third most, trailing Niagara and Canisius with 14 and nine, respectively.

School	# of Players
Niagara	14
Canisius	9
Nebraska	6
North Dakota State	6
Utah	5

#### JUCO Class Receives National Recognition

- The Huskers were recognized in October with the top-ranked JUCO class in JBB's Made it to Campus Junior College Class Rankings.
- It marked the second consecutive season with a top-10 JUCO class for Nebraska after last year's class finished ninth, behind the likes of Arkansas, Tennessee, Ole Miss and Arizona.
- The class features Evan Borst (RHP), Casey Daiss (RHP), Dylan Hufft (INF), Aaron Manias (INF), Mason McConaughy (RHP), Joshua Overbeek (INF), Riley Silva (OF), Rhett Stokes (INF) and Tyler Stone (INF).

#### Mining the Junior College Ranks

- Of the 42 Huskers on this year's team, 16 Huskers spent time playing at least one season at the junior college level at some time prior to arriving in Lincoln.
- Two players hail from Iowa Central CC, while Alvin CC, Barton County CC, Cisco College, Cloud County CC, Colby CC, College of Southern Nevada, Howard College, Iowa Western CC, Johnson County CC, New Mexico Military Institute, Parkland College, Pasco Hernandez JC and Wharton County JC all had one Husker come through their respective programs.

#### Stars in the Making

- Nebraska has nine players ranked in D1Baseball's Top MLB Draft Prospects and Impact Freshmen rankings in the Big Ten.

#### Top Big Ten Prospects - 2024 Draft Eligible

- Dylan Carey - No. 8
- Josh Caron - No. 18
- Gabe Swansen - No. 21
- Drew Christo - No. 22
- Riley Silva - No. 37

#### Top Big Ten Prospects - 2025 Draft Eligible

- Caleb Clark - No. 14

#### Top 25 Impact Freshmen List

- Tucker Timmerman - No. 12
- Case Sanderson - No. 15
- Ryan Harrahill - No. 19

#### Major League Family Ties

- Several members of the 2024 Husker roster have family members who have reached The Show or have heard their name called in the Major League Baseball draft.

Player	Relative	Organization
Brumbaugh	Cliff (Father)	Rangers/Rockies
Carey	Dave (Grandfather)	Expos
	Dan (Great Uncle)	Mets
	Scott Fries (Cousin)	Cubs
Cleavinger	Garrett (Brother)	Rays
Harrahill	Dwight Siebler (3rd Cousin)	Twins
Lewis	Peyton (Father)	Blue Jays

#### Big Red Family Connection

- Five Huskers on the NU roster have had at least one family member compete in a sport at

Nebraska.

- Max Buettenback and Drew Christo have relatives who played on the gridiron for the Big Red, while Dylan Carey and Ryan Harrahill each have a family member who competed for the NU baseball program.

- Garrett Anglim's sister, Lauryn, is a member of the NU soccer program and helped the Huskers to their first Elite Eight appearance since 1999.

Player	Relative	Organization
Anglim	Lauryn (Sister)	Soccer
Buettenback	Ben (Father)	Football
	Matt Vrzal (Uncle)	Football
Carey	Scott Fries (Cousin)	Baseball
Christo	Monte (Father)	Football
Harrahill	Dwight Siebler (3rd Cousin)	Baseball

#### NU Among Most Improved P5 Programs in 2023

- Nebraska is one of 11 Power Five programs to record a win differential of +10 or better from 2022 to 2023.

- The Huskers saw a 10-win improvement and went 33-23-1 in 2023 after going 23-30 in 2022.

Team	2023	2022	Diff.
Boston College (ACC)	37	19	+18
Duke (ACC)	39	22	+17
Indiana (Big Ten)	43	27	+16
South Carolina (SEC)	42	27	+15
LSU (SEC)	54	40	+14
Wake Forest (ACC)	54	41	+13
Alabama (SEC)	43	31	+12
Florida (SEC)	54	42	+12
Virginia (ACC)	50	39	+11
Nebraska (Big Ten)	33	23	+10
Ohio State (Big Ten)	31	21	+10

#### Four Huskers Taken in 2023 MLB Draft

- The Huskers have had at least three players picked in the MLB Draft 10 times since 2010 after Brice Matthews, Max Anderson, Emmett Olson and Jace Kaminska had their names called in the 2023 MLB Draft.

- Last year's draft marked the fourth time in program history that the Huskers had at least four players picked in the top 10 rounds. The last time the Big Red had four Huskers go in the first 10 rounds was back in 2005.

- Matthews became the seventh first-round selection in NU history with the 28th overall pick by the Houston Astros. The NU junior was a Dick Howser Trophy semifinalist and second-team All-American by the NCBWA after batting .359 with 11 doubles, two triples, 20 home runs, 67 RBI and 61 runs scored in 2023.

- Anderson heard his name called with the 45th overall pick in the second round to become the fifth second-round selection in program history. The Omaha native was a semifinalist for the Golden Spikes Award and Dick Howser Trophy and a consensus second-team All-American by all media outlets after hitting .414 with 20 doubles, three triples, 21 home runs, 70 RBI and 51 runs scored in 2023.

- Olson was the third Husker to be taken, as he was the 110th overall pick by the Miami Marlins in the fourth round. The NU junior went 6-3 with a 4.50 ERA in 15 starts as the starter on Friday night for the Huskers. Olson compiled 80 strikeouts with 30 walks in 82 innings and held opponents to a .227 batting average.

- Kaminska was taken by the Colorado Rockies in the 10th round of the MLB Draft. The Wichita State transfer went 7-3 with a 4.13 ERA in 14 starts for the Huskers. Kaminska totaled 57 strikeouts with 15 walks in 72 innings while

holding opponents to a .235 hitting clip.

#### Harvell, Sirianni Recognized by D1Baseball

- Assistant coaches Lance Harvell and Mike Sirianni were recognized by D1Baseball as two of the "Top 100 Assistant Coaches on the Rise" in October of 2023.

- Nebraska is one of 20 programs nationally with at least two assistant coaches on the list, including one of three Big Ten programs.

- Entering his fifth season with the Huskers, Harvell coaches hitters and outfielders and serves as NU's third-base coach.

- Sirianni is in his first season with the Huskers after spending the previous four seasons as an assistant coach and recruiting coordinator at Wichita State.

#### Coaches at the Alma Mater

- Head coach Will Bolt is one of 54 DI coaches leading their alma mater this season. A member of Dave Van Horn's first recruiting class, Bolt was a four-year starter and team captain on Nebraska's 2001 and 2002 College World Series teams. He earned his bachelor's degree in communication studies in 2003 before earning his master's degree in 2006.

#### NU Among Nation's Best in Attendance

- Nebraska has led the Big Ten in attendance every season since joining the Big Ten in 2012 and ranks 10th nationally in average attendance in the last 12 seasons with 4,123 fans per game.

- The Big Red have ranked in the Top 20 in average attendance in each season since 2012, climbing as high as sixth in 2017 and 2021.

- The Huskers have finished in the top 15 in average attendance in every season since 2015, joining LSU, Ole Miss, Arkansas, South Carolina, Mississippi State, Texas and Florida as the only eight programs to accomplish the feat.


#### Team Avg. Attendance Since 2012

Team	Avg. Attendance Since 2012
1. LSU (SEC)	10,144
2. Ole Miss (SEC)	8,551
3. Arkansas (SEC)	8,282
4. Mississippi State (SEC)	7,881
5. South Carolina (SEC)	6,554
6. Texas (Big 12)	5,382
7. Texas A&M (SEC)	4,626
8. Florida State (ACC)	4,177
9. Clemson (ACC)	4,130
10. Nebraska	4,123

#### Hawks Field Celebrates 23rd Year in 2024

- The 2024 campaign marks Nebraska's 23rd year playing home games at Hawks Field at Haymarket Park. The Huskers moved to Hawks Field in 2002 after playing at Buck Beltzer Stadium for 23 years from 1979 to 2001.

- Nebraska enters 2024 with a 408-165-1 record at Hawks Field and hasn't had a losing season at home in each of the last 22 seasons.



# N RIGHT-HANDED PITCHER

## BRETT SEARS 34

BATS  
**RIGHT**

THROWS  
**RIGHT**

HEIGHT  
**6-0**

WEIGHT  
**205**

CLASS  
**SENIOR**

HOMETOWN  
**WESTPHALIA, IOWA**

PREVIOUS SCHOOL  
**IOWA CENTRAL CC**

### CAREER STATISTICS (2020-21 at Western Illinois)

Year	ERA	W	L	App	GS	CG	SHO	CBO	SV	IP	H	R	ER	BB	SO	2B	3B	HR	BF	B/Avg	WP	HBP	BK	SFA	SHA
2020	12.27	0	1	3	2	0	0	0	0	7.1	13	10	10	6	6	3	0	1	45	-	1	6	0	0	1
2021	5.91	2	4	8	8	1	1	1	0	42.2	52	32	28	22	25	17	0	2	202	-	2	3	1	2	2
2023	5.29	0	0	11	0	0	0	0	0	17.0	23	10	10	4	23	6	0	3	79	.324	3	3	0	1	0
2024	2.05	8	0	14	14	1	1	1	0	92.0	60	24	21	16	87	11	1	7	355	.182	1	7	1	2	1
<b>TOTAL</b>	<b>3.91</b>	<b>10</b>	<b>5</b>	<b>36</b>	<b>24</b>	<b>2</b>	<b>2</b>	<b>2</b>	<b>0</b>	<b>159.0</b>	<b>148</b>	<b>76</b>	<b>69</b>	<b>48</b>	<b>141</b>	<b>37</b>	<b>1</b>	<b>13</b>	<b>681</b>	<b>-</b>	<b>7</b>	<b>19</b>	<b>2</b>	<b>5</b>	<b>4</b>

### SEASON HIGH

9.0 vs. Ohio State, 4/5/24

5 at Minnesota, 5/3/24

4 at Minnesota, 5/3/24

5 vs. Nicholls, 3/16/24

10 vs. Ohio State, 4/5/24

### CATEGORY

Innings

Runs

Earned Runs

Walks

Strikeouts

### CAREER HIGH

Same

10 vs. Oral Roberts, 4/2/21

10 vs. Oral Roberts, 4/2/21

5 (3x) last vs. Nicholls, 3/16/24

Same

### 2024 GAME-BY-GAME STATISTICS

Date	Opponent	GS	IP	H	R	ER	BB	SO	2B	3B	HR	WP	BK	HBP	IBB	Score	W-L	Sv	ERA	NP
Feb 16	vs Baylor	*	5.1	3	1	1	0	7	0	0	0	0	0	0	0	4-1	0-0	0	1.69	72
Feb 23	at Grand Canyon	*	6.0	2	0	0	1	7	0	0	0	0	0	1	0	11-1	1-0	0	0.79	90
Mar 02	at Charleston	*	6.0	2	2	2	1	7	0	0	1	1	0	0	0	5-4	1-0	0	1.56	91
Mar 09	SOUTH ALABAMA	*	8.0	4	2	2	0	7	2	0	1	0	0	0	0	13-2	2-0	0	1.78	88
Mar 16	NICHOLLS	*	6.0	3	0	0	5	6	0	0	0	0	1	0	0	16-0	3-0	0	1.44	108
Mar 22	NEW MEXICO ST	*	8.0	2	0	0	0	9	0	0	0	0	0	0	0	14-2	4-0	0	1.14	104
Mar 29	at Northwestern	*	7.0	6	2	2	2	4	1	0	1	0	0	2	0	5-2	5-0	0	1.36	96
Apr 05	OHIO STATE	*	9.0	2	0	0	0	10	0	0	0	0	0	0	0	3-0	6-0	0	1.14	115
Apr 12	at Rutgers	*	6.0	6	2	2	1	3	2	0	0	0	0	0	0	6-7	6-0	0	1.32	89
Apr 19	MARYLAND	*	7.0	7	3	3	2	8	1	0	1	0	0	0	0	6-3	7-0	0	1.58	98
Apr 26	IOWA	*	5.0	8	4	3	1	4	1	1	0	0	0	2	0	7-4	7-0	0	1.84	97
May 03	at Minnesota	*	5.0	6	5	4	2	5	1	0	2	0	0	1	0	10-7	7-0	0	2.18	81
May 10	INDIANA	*	7.0	3	2	1	0	6	1	0	1	0	0	1	0	5-10	7-0	0	2.11	107
May 16	at Michigan State	*	6.2	6	1	1	1	4	2	0	0	0	0	0	0	2-1	8-0	0	2.05	94
Totals		14	92.0	60	24	21	16	87	11	1	7	1	1	7	0	107-44	8-0	0	2.05	-

### Sears Twirls Two-Hit Complete-Game Shutout

- Brett Sears tossed a two-hit complete-game shutout to guide Nebraska to a 3-0 win over Ohio State on April 6.
- The senior punched out a career-high 10 batters without a walk, his fourth outing this season with seven-plus strikeouts and zero walks.
- Sears retired 14 of the first 16 batters he faced after working around a one-out single in the top of the fifth, and then set down the next 14 Buckeyes to preserve the complete-game shutout.

### Sears Among National Leaders

Category	Value	B1G	NCAA
Complete Games	1	1st	45th
Earned Run Average	2.05	1st	4th
Games Started	14	1st	16th
Hits Allowed/9 inn.	5.87	3rd	18th
Strikeout-to-Walk Ratio	5.44	1st	19th
Victories	8	1st	22nd
WHIP	0.83	1st	3rd
Walks Allowed/9 inn.	1.57	1st	19th

### Honors & Awards

- » NCBWA National Pitcher of the Week (4/1-7)
- » Big Ten Pitcher of the Week (4/8)
- » Golden Spikes Award Midseason Watch List
- » D1 Baseball Midseason 2nd-Team All-American
- » National Pitcher of the Year Semifinalist
- » Dick Howser Trophy Semifinalist

### Sears With Quality Starts

- The Westphalia, Iowa, native allowed one earned run on six hits to Michigan State across 6.2 innings last Thursday to gather his 11th quality start of the year.
- Earlier this season, Sears' nine consecutive quality starts were the most by a Nebraska hurler since at least 1999, and the longest streak this season by any starting pitcher in Division I.
- The right-hander has punched out 87 batters with only 16 walks, posting a 5.55 strikeout-to-walk ratio over that span, which leads the Big Ten.
- Sears has allowed four-or-fewer hits in eight of his 14 outings, as opponents are hitting just .182 (60-for-330) against the senior.

### 10-Plus Quality Starts in a Season Since 2000

- Brett Sears is one of five Husker pitchers since 2000 to post 11-or-more quality starts in a season, as Sears' 11 this season are the most since Chance Sinclair (12) in 2014.
- | Pitcher (Season)        | QS |
|-------------------------|----|
| Shane Komine (2000)     | 14 |
| Chance Sinclair (2014)  | 12 |
| Johnny Dorn (2008)      | 12 |
| Joba Chamberlain (2005) | 11 |

### Second NU Pitcher to Start 8-0 Since 1999

- Brett Sears is just the second Nebraska starting pitcher since 1999 to start the season with an 8-0 record.
- Sears joins Brian Duensing in 2005, as the only Husker hurlers to post an 8-0 mark since 1999.

### Sears Shines in Starting Role

- Brett Sears ranks among the national leaders in WHIP (0.83, 3rd), hits allowed/9 inn. (5.87, 18th), allowing just 19 of his 60 hits to go for extra bases, walks allowed/9 inn. (1.57, 19th) and ERA (2.05, 5th)
- Nebraska is 12-2 this season in games that Sears has started, outscoring opponents 107-44 in those outings.
- Across 14 starts, Sears is 8-0 with a 2.05 ERA and is one of four starting pitchers in DI this season with 85-plus innings pitched, 85-plus strikeouts and 25 earned runs or fewer.

Pitcher (School)	IP	SO	ER
Ryan Johnson (Dallas Baptist)	94.1	141	19
Brett Sears (Nebraska)	92.0	87	21
Brooks Caple (Lamar)	90.1	96	23
Trey Yesavage (ECU)	86.0	139	20



## PLAYING CAREER

1999-02 Nebraska

## COACHING CAREER

2005	Nebraska	Volunteer Assistant
2006-07	Texas A&M	Volunteer Assistant
2008-11	Texarkana College	Head Coach
2012-14	Nebraska	Assoc. Head Coach
2015-19	Texas A&M	Assistant Coach
2020-Pres.	Nebraska	Head Coach

## YEAR-BY-YEAR COACHING RECORD

Yr.	Record	Pct.	Conf.	Postseason
2020	7-8	.467	-	-
2021	34-14	.708	31-12	NCAA Regional
2022	23-30	.434	10-14	-
2023	33-23-1	.588	15-9	
2024	34-19	.642	16-8	

## COACHING HONORS

2021 Big Ten Coach of the Year

## NCAA TOURNAMENTS

### NEBRASKA

- » 2005 College World Series
- » 2014 NCAA Regional
- » 2021 NCAA Regional

### TEXAS A&M

- » 2007 NCAA Super Regional
- » 2015 NCAA Super Regional
- » 2016 NCAA Super Regional
- » 2017 College World Series
- » 2018 NCAA Regional
- » 2019 NCAA Regional

## CONFERENCE CHAMPIONSHIPS

### NEBRASKA

- » 2021 Big Ten Regular Season Champions
- » 2005 Big 12 Regular Season Champions
- » 2005 Big 12 Tournament Champions

### TEXAS A&M

- » 2007 Big 12 Tournament Champions
- » 2016 SEC Tournament Champions

# N HEAD COACH WILL BOLT 7

One of the catalysts in Nebraska baseball's rise to national prominence in his playing days, Will Bolt returned to his alma mater as former athletic director Bill Moos named Bolt the 24th head coach of the Husker baseball program on June 14, 2019. He enters his third season at the helm in 2022.

Bolt captained the Huskers' first two College World Series teams in 2001 and 2002, and has 12 years of NCAA Division I coaching experience, having served in assistant coaching roles at Texas A&M and Nebraska. Bolt also spent four years as the head coach at Texarkana College.

### Nebraska Head Coach

In 2023, the Huskers had four players picked in the first 10 rounds of the MLB Draft for the first time since 2005. Fueled by Second-Team All-American Max Anderson and first-round draft pick Brice Matthews, the Nebraska offense belted a school-record 97 home runs. Anderson became the first Husker since 2001 to hit above .400 at the plate with a .414 batting average while hitting the fifth-most homers in program history with 21 last season. Matthews became the first player in program history and second player all-time in the Big Ten to record 20 home runs and 20 stolen bases in a season.

The 2021 Big Ten Coach of the Year, Bolt guided Nebraska to its second Big Ten regular-season championship in 2021. The Huskers compiled a 34-14 record, including a 31-12 record in Big Ten play, with NU capturing the league crown by 3.5 games. Nebraska also advanced to its first regional final since 2007 while posting a 3-2 record in the NCAA Fayetteville Regional.

In addition to Bolt's coaching accolade, NU counted the Big Ten Player of the Year in Spencer Schwellenbach, the Big Ten Freshman of the Year in Max Anderson and four first-team All-Big Ten honorees -- its most since joining the league. Schwellenbach was also tabbed the John Olerud Two-Way Player of the Year and a first-team All-American, and Anderson picked up Freshman All-America recognition.

Three NU hurlers were selected in the 2021 MLB Draft, with Schwellenbach in the second round (59th overall) by the Atlanta Braves, Cade Povich going in the third round (98th overall) by the Minnesota Twins and Cam Wynne picked in the 20th round by the Philadelphia Phillies.

Bolt and his coaching staff have done impressive work in recruiting since their arrival in Lincoln. The Huskers' 15-member 2021 recruiting class, which included a trio of top-200 prospects, was ranked 20th by Perfect Game, 21st by Baseball America and 36th by Collegiate Baseball.

Nebraska's 2020 season -- Bolt's first at the helm -- was cut short due to the COVID-19 pandemic.

### Texas A&M Assistant Coach

Bolt spent five seasons as an assistant coach at Texas A&M under former NU assistant Rob Childress. In that span, the Aggies went 219-98-1 (.690) with five straight NCAA Regional appearances, three Regional titles, an SEC Tournament title in 2016 and an appearance in the 2017 College World Series.

Bolt's primary functions on the Aggie staff included coordinating the offensive game, mentoring the infielders and serving as third base coach. The Aggies finished in the top-25 nationally in batting average twice under his tutelage, and finished in the top five of the SEC in hitting or runs scored in four of his five seasons with the Aggies. He tutored 12 hitters who were selected in the MLB Draft during his tenure in College Station, including six players selected in the top-10 rounds, and seven players who earned first- or second-team All-SEC honors.

In 2019, the Aggie offense was led by Braden Shewmake, who was the No. 21 overall selection in the Major League Baseball Draft by the Atlanta Braves. Shewmake hit .313 with six homers, 47 RBI and 45 runs scored en route to becoming the school's first MLB first-round pick since 2012. The Aggies won 39 games and reached the championship game of the Morgantown Regional.

In 2018, the Aggies went 40-22 and reached an NCAA Regional behind the emergence of Michael Helman, who finished 15th in the nation in hits (92), and logged a .369 batting average, .451 on-base percentage and 61 runs to rank in the top 50 nationally.

The Aggies made a run to the College World Series in 2017, finishing the season with a 41-23 mark behind the rise of Shewmake, who earned All-America honors and was named National Freshman of the Year and SEC Freshman of the Year after hitting .328 with 11 homers and 69 RBI.

Bolt guided a prolific Texas A&M offense to 49 runs and an SEC Tournament title in 2016, as the Aggies led the SEC in batting average, runs scored, hits, home runs, on-base percentage and slugging percentage while ranking in the top-25 nationally in seven categories, including hits (712, second), runs (471, ninth), batting average (.311, 15th), doubles (129, 20th), home runs (62, 22nd), slugging percentage (.467, 22nd) and scoring offense (7.2 runs per game, 23rd). The Aggies were led by All-American Boomer White, who hit .386 with five homers, 46 RBI and 49 runs scored while striking out just 16 times in 259 plate appearances en route to SEC Player-of-the-Year honors.

Bolt made an immediate impact for the Texas A&M offense in his first season, as the Aggies ranked second in the SEC in hitting (.299) and third in runs scored (6.6) during his first season in College Station. The Aggies opened the season with an SEC-record 24-game win streak on their way to a 50-



win season and a Super Regional appearance. That year, the Aggies ranked among the national leaders in home runs (third, 70), hits (655, seventh), runs (424, 15th) and slugging percentage (.457, 15th).

#### Nebraska Associate Head Coach

Bolt was associate head coach for the Huskers from 2012 to 2014, serving under Darin Erstad. Bolt tutored four players to first-team All-Big Ten honors, including two-time selections Chad Christensen, Michael Pritchard and Pat Kelly.

Nebraska was one of the top offenses in the Big Ten during his final year in Lincoln in 2014, ranking 19th nationally in hits (623), 30th in triples (19) and 31st in batting average (.293) as Nebraska won 41 games and reached the NCAA Tournament for the first time since 2008. Nebraska's defense was also one of the best units in the country. With new starters at first base, third base, shortstop, left field and center field, the Huskers ranked 21st in the country with a .976 fielding percentage.

Under Bolt's watch in 2013, Nebraska's defense turned in its best performance in school history. The Huskers ranked second in the nation with a .981 fielding percentage, setting school and Big Ten records. The Husker offense improved under Bolt's tutelage in 2013, ranking in the top three in the Big Ten in eight offensive categories. In conference play, the Huskers led the conference in batting average (.335), on-base percentage (.401), runs (180), hits (307) and RBIs (159).

In Bolt's first season at Nebraska in 2012, he helped raise the team batting average by 45 points, as the Huskers ranked eighth nationally with a .315 clip as a squad. NU was eighth nationally in scoring offense, leading the Big Ten with 7.1 runs per game, while also topping the conference in homers (47), on-base percentage (.384) and runs scored (413). Pritchard, a third-team All-American, was one of six Husker hitters to earn all-conference recognition.

#### Texarkana College Head Coach

Before joining Erstad's staff, Bolt served four years as head coach at Texarkana College from 2008 to 2011. He led the Bulldogs to a pair of Region XIV championships during his four-year stint. Bolt guided the Bulldogs to back-to-back Region XIV championships (2009 and 2010) during a stretch of four straight Regional Tournament appearances and four 30-plus win seasons. Bolt, who was 140-82 (.631) at Texarkana, helped over 20 players sign with Division I schools.

#### Texas A&M Volunteer Assistant Coach

Bolt headed back to his home state in 2006 and spent two seasons as a volunteer assistant coach at Texas A&M. In 2007, he was on staff when the

Aggies advanced to the Super Regionals, while producing a 49-18 overall record and claiming the program's first Big 12 Tournament title. In College Station, Bolt specialized in infield work and helped tutor All-Americans Brandon Hicks and Blake Stouffer, who were each drafted in the first five rounds of the MLB Draft.

#### Nebraska Volunteer Assistant Coach

Bolt began his collegiate coaching career as a volunteer assistant at Nebraska in 2005, working with the Husker infielders and hitters. Behind National Player of the Year Alex Gordon, the Huskers compiled a school-record 57 wins and swept the Big 12 regular-season and Tournament championships. Nebraska finished the season with a then-school record .975 fielding percentage and included an infield that featured Gordon, first-team All-Big 12 performer Curtis Ledbetter and Joe Simokaitis, a second-team All-Big 12 pick.

#### Nebraska Playing Career

A member of Dave Van Horn's first recruiting class, Bolt was a four-year starter and team captain on Nebraska's 2001 and 2002 College World Series teams. The infielder played an instrumental role in helping Nebraska to four NCAA Regionals, three Super Regionals and back-to-back College World Series appearances.

Bolt was the Minneapolis Regional MVP as a sophomore, hitting .545 in three games to lead the Big Red to its first-ever NCAA Regional title. The following year, Bolt made one of the most memorable plays in school history, catching the final out of the 2001 Super Regional against Rice to send the Big Red to its first-ever College World Series.

Bolt finished his career holding six school records, including games played (251), games started (242), at-bats (922), hits (281), doubles (56) and assists (639). Bolt remains in the school's top five in several categories, including doubles (first, 56), games played (second, 251), assists (second, 639), hits (third, 281) and runs scored (fifth, 197).

Following his playing career, he began his coaching career as a graduate manager at Nebraska in 2004 before serving as head coach for the Parkville Sluggers (M.I.N.K. League) the following summer.

#### Personal

A native of Conroe, Texas, Bolt and his wife, Lauren, were married in July 2005. They have two sons, Jaxon and Austin, and one daughter, Bella. Bolt graduated from Nebraska in 2003 with a degree in communication studies before earning his master's degree in 2006. Lauren graduated from Nebraska in 2005 with a degree in journalism.

### NEBRASKA IN 2024

	Overall	B1G
Overall	34-19	16-8
Home	18-8	8-4
Away	15-9	8-4
Neutral	1-2	0-0
Non-Conference	18-10	---
vs. Ranked Opponent	0-1	0-0
Day Games	20-9	10-6
Night Games	14-9	6-2
vs. Left-Handed Starter	12-9	6-5
vs. Right-Handed Starter	22-10	10-3
1-Run Games	6-2	2-1
2-Run Games	5-5	1-1
5+ Run Games	13-7	4-4
Extra Innings	3-1	2-1
Shutouts	2-0	1-0
Scoring 0-2 Runs	2-3	1-3
Scoring 3-5 Runs	8-11	4-3
Scoring 6-9 Runs	11-4	6-2
Scoring 10+ Runs	13-1	5-0
Opp. 0-2 Runs	16-0	7-0
Opp. 3-5 Runs	12-2	7-1
Opp. 6-9 Runs	6-11	2-4
Opp. 10+ Runs	0-6	0-3
Score in 1st Inning	12-5	5-0
Opp. Score in 1st Inning	11-10	7-6
Score First	21-7	8-2
Opp. Score First	13-12	8-6
After 6 Innings:		
Leading	25-4	12-1
Trailing	2-14	0-7
Tied	7-1	4-0
After 7 Innings:		
Leading	27-5	14-2
Trailing	2-13	0-6
Tied	3-1	0-0
After 8 Innings:		
Leading	27-5	12-2
Trailing	3-13	1-6
Tied	2-1	1-0
Hit 0 Home Runs	9-7	4-3
Hit 1 Home Run	15-9	6-5
Hit 2+ Home Runs	10-3	6-0
Opp. 0 Home Runs	18-3	6-2
Opp. 1 Home Run	12-3	7-0
Opp. 2+ Home Runs	4-13	3-6
Made 0 Errors	15-7	9-3
Made 1 Error	10-6	5-3
Made 2+ Errors	9-6	2-2
Opp. 0 Error	10-12	5-6
Opp. 1 Error	8-5	4-2
Opp. 2+ Errors	16-2	7-0
Out-Hit Opp.	26-1	13-1
Out-Hit by Opp.	5-16	1-6
Hits are tied	3-2	2-1

#### BY MONTH

February	5-3	0-0
March	15-2	3-0
April	7-10	7-6
May	7-4	6-3

#### BY DAY

Monday	0-0	0-0
Tuesday	2-5	0-0
Wednesday	2-2	0-0
Thursday	3-0	1-0
Friday	10-3	6-2
Saturday	10-4	6-2
Sunday	7-5	3-4

#### BY UNIFORM

Cream	6-1	3-1
White	5-3	3-1
Pinstripes	3-2	0-0
Grey	0-1	0-0
Red	20-12	10-6

### COACHING STAFF



**Will Bolt**  
Head Coach  
Dugout



**Lance Harvell**  
Assistant Coach  
3rd Base/Dugout



**Rob Childress**  
Assistant Coach  
Mound Visits/Dugout



**Mike Sirianni**  
Volunteer Assistant  
1st Base/Dugout

## 2024 NEBRASKA BASEBALL ROSTER

No.	Player	Yr.	Pos.	Ht.	Wt.	B/T	Hometown / Previous School(s)
0	Cayden Brumbaugh	RSo.	INF	5-11	190	R/R	Edmond, Okla. / Sante Fe/ Oklahoma State
1	Riley Silva	Jr.	OF	6-0	180	L/R	Cambridge, Ontario / Barton County CC
2	Matt Evans	Fr.	OF	6-0	185	L/R	Tillsonburg, Ontario / Glendale
4	Joshua Overbeek	Jr.	INF	6-1	210	S/R	Cincinnati, Ohio / Anderson / Pitt / Cisco College
5	Josh Caron	Jr.	C	6-0	215	R/R	Sun Prairie, Wis. / Sun Prairie
6	Dylan Hufft	RSo.	INF	5-11	185	R/R	Parkville, Mo. / Park Hill / Kansas State / Johnson County CC
8	Evan Borst	Jr.	RHP	5-11	195	R/R	Des Moines, Iowa / Norwalk / Iowa Central CC
9	Rhett Stokes	Jr.	INF	5-10	190	R/R	Roswell, N.M. / Roswell / New Mexico Military Institute
10	Ben Columbus	Sr.	C	6-0	205	L/R	North Vancouver, B.C. / Sentinel Secondary School / Wharton County JC
11	Max Buettenback	Fr.	C	6-1	215	L/R	Lincoln, Neb. / Lincoln Southeast
12	Cole Evans	Sr.	OF	6-2	210	R/R	Grand Island, Neb. / Grand Island / Creighton / Parkland College
13	Will Jesske	Fr.	C/INF	6-1	215	R/R	Lincoln, Neb. / Lincoln Southeast
14	Case Sanderson	Fr.	OF	6-2	215	L/L	Nevada, Mo. / Nevada
15	Dylan Carey	So.	INF	6-3	210	R/R	Castle Rock, Colo. / Ponderosa
16	Aaron Manias	Jr.	INF	6-2	210	L/R	Uxbridge, Ontario / Howard College
17	Hayden Lewis	RFr.	UTIL	6-1	205	L/L	Yutan, Neb. / Yutan
18	Garrett Anglim	RJr.	OF	6-1	210	R/R	La Vista, Neb. / Papillion-La Vista
19	Kyle Perry	Gr.	LHP	6-0	200	L/L	Omaha, Neb. / Millard South
20	Ty Horn	Fr.	RHP	6-2	195	L/R	Halstead, Kan. / Eisenhower
21	Clay Bradford	Sr.	OF	6-3	215	L/L	Humble, Texas / Atascocita / Temple College / St. Mary's
23	Bryce Hughes	RJr.	INF	5-9	180	R/R	Channelview, Texas / Alvin CC
24	Caleb Clark	So.	LHP	6-2	205	L/L	Orillia, Ontario / Orillia Secondary School
25	Drew Christo	Jr.	RHP	6-5	235	R/R	Elkhorn, Neb. / Elkhorn
26	Kyle Froehlich	Sr.	RHP	6-0	200	L/R	Nipawin, Saskatchewan / L.P. Miller Comp. School / Colby CC / Northwestern St.
27	Noah Madsen	Fr.	RHP	6-2	210	R/R	Roseville, Calif. / Woodcreek
28	Bobby Olsen	Gr.	RHP	6-0	210	R/R	Powdersville, S.C. / Powdersville / Brown
30	Will Walsh	RJr.	UTIL	6-4	220	L/R	Leawood, Kan. / Rockhurst
32	Tucker Timmerman	Fr.	RHP	6-3	225	R/R	Beatrice, Neb. / Beatrice
33	Jackson Brockett	Jr.	LHP	6-1	205	L/L	Omaha, Neb. / Elkhorn South / Buford (Ga.)
34	Brett Sears	Sr.	RHP	6-0	205	R/R	Westphalia, Iowa / Harlan / Western Illinois / Iowa Central CC
35	Ryan Harrahill	Fr.	RHP	6-4	225	R/R	Elkhorn, Neb. / Elkhorn North
36	Grant Cleavinger	So.	LHP	6-5	225	L/L	Lawrence, Kan. / Lawrence / Tulane
37	Ian Regal	Fr.	LHP	6-2	195	L/L	Rochester, Minn. / Mayo
38	Brooks Kneifl	Fr.	LHP	6-1	210	L/L	Wayne, Neb. / Wayne
39	Carson Jasa	Fr.	RHP	6-7	230	R/R	Thornton, Colo. / Faith Christian Academy
42	Jalen Worthley	So.	LHP	5-10	180	L/L	Lincoln, Neb. / Lincoln East
44	Gabe Swansen	Jr.	OF	6-0	200	R/R	Johnston, Iowa / Johnston
45	Casey Daiss	Jr.	RHP	6-4	230	R/R	Webster, Fla. / Pasco Hernandez JC
48	Rans Sanders	Sr.	RHP	6-0	190	R/R	Grand Island, Neb. / Grand Island Northwest / Cloud County CC / Omaha
51	Mason McConnaughey	So.	RHP	6-3	225	R/R	Topeka, Kan. / Seaman / Cloud County CC
54	Trey Frahm	RJr.	RHP	6-0	240	R/R	Elkhorn, Neb. / Elkhorn / College of Southern Nevada
55	Tyler Stone	Jr.	INF	6-3	235	L/R	Scottsdale, Ariz. / Chaparral / Gonzaga / Iowa Western CC

## COACHING & SUPPORT STAFF

7	Will Bolt	Head Coach
22	Lance Harvell	Assistant Coach
29	Rob Childress	Assistant Coach
3	Mike Sirianni	Assistant Coach
	Conor Behrens	Dir. of Program Development
	Renee Brinkman	Baseball Office Manager
	Bryce Siecko	Strength Coach
	Tanner Fowler	Athletic Trainer

## PRONUNCIATIONS

Player	Pronunciation
Cayden Brumbaugh	Brum-baw
Josh Caron	Care-n
Max Buettenback	Bee-you-ten-back
Aaron Manias	Man-yes
Kyle Froehlich	Fray-lick
Grant Cleavinger	Clev-in-ger
Ian Regal	Ree-gul
Brooks Kneifl	Kuh-knife-ul
Carson Jasa	Yaw-saw
Casey Daiss	Dice
Rans Sanders	like fans
Trey Frahm	like mom

## ROSTER BREAKDOWN BY CLASS

**Graduate (2):** Olsen, Perry  
**Senior (6):** Bradford, Columbus, C. Evans, Froehlich, Sanders, Sears  
**R-Junior (4):** Anglim, Frahm, Hughes, Walsh  
**Junior (11):** Brockett, Borst, Caron, Christo, Daiss, Manias, Overbeek, Silva, Stokes, Stone, Swansen  
**R-Sophomore (2):** Brumbaugh, Hufft  
**Sophomore (5):** Carey, Clark, Cleavinger, McConnaughey, Worthley  
**R-Freshman (1):** Lewis  
**Freshman (11):** Buettenback, M. Evans, Harrahill, Horn, Jasa, Jesske, Kneifl, Madsen, Regal, Sanderson, Timmerman

## ROSTER BREAKDOWN BY POSITION

**Catcher (4):** Buettenback, Caron, Columbus, Jesske  
**Infielder (9):** Brumbaugh, Carey, Hufft, Hughes, Manias, Overbeek, Sanderson, Stokes, Stone  
**Outfielder (6):** Anglim, Bradford, C. Evans, M. Evans, Silva, Swansen  
**Left-Handed Pitcher (7):** Brockett, Clark, Cleavinger, Kneifl, Perry, Regal, Worthley  
**Right-Handed Pitcher (14):** Borst, Christo, Daiss, Frahm, Froehlich, Harrahill, Horn, Jasa, Madsen, McConnaughey, Olson, Sanders, Sears, Timmerman  
**Utility Player (2):** Lewis, Walsh



## 2024 BIG TEN STANDINGS (THROUGH MAY 19)

Team	Big Ten Record	Pct.	GB	Overall Record	Pct.	Streak
Illinois	18-6	0.750	-	33-17	0.660	W4
Nebraska	16-8	0.667	2	34-19	0.642	L1
Indiana	15-9	0.625	3	30-22-1	0.566	W2
Michigan	14-10	0.583	4	30-26	0.536	L2
Iowa	14-10	0.583	4	31-21	0.596	W2
Purdue	13-11	0.542	5	33-22	0.600	L5
Ohio State	12-12	0.500	6	28-24	0.538	L1
Penn State	12-12	0.500	6	26-23	0.531	W3
Minnesota	11-13	0.458	7	25-23	0.521	W2
Michigan State	11-13	0.458	7	24-27	0.471	W1
Maryland	10-14	0.417	8	34-22	0.607	L4
Rutgers	6-18	0.250	12	28-25	0.528	W1
Northwestern	4-20	0.167	14	18-34	0.346	L2

## BIG TEN PLAYERS OF THE WEEK

Feb. 19	Player.....	Matt Maloney, Penn State
	Pitcher.....	Connor Foley, Indiana
	Freshman.....	Luke Gaffney, Purdue
Feb. 26	Player.....	Devin Taylor, Indiana
	Pitcher.....	Christian Coppola, Rutgers
	Freshman.....	Luke Gaffney, Purdue
March 4	Player.....	Drake Wescott, ILL/Nick Williams, MSU
	Pitcher.....	Mitch Voit, Michigan
	Freshman.....	Ryan McKay, Michigan State
March 11	Player.....	Rhett Stokes, Nebraska
	Pitcher.....	Cade Obermueller, Iowa
	Freshman.....	Kyle Remington, MINN/Luke Gaffney, Purdue
March 18	Player.....	Josh Kuroda-Grauer, Rutgers
	Pitcher.....	Kurt Barr, Michigan
	Freshman.....	Ty Doucette, Rutgers
March 25	Player.....	Drake Westcott, Illinois
	Pitcher.....	Justin Sinibaldi, Rutgers
	Freshman.....	Brayden Martin, Maryland
April 1	Player.....	Jacob Schroeder, Illinois
	Pitcher.....	Jacob Denner, Michigan
	Freshman.....	Jasen Oliver, Indiana
April 8	Player.....	Tyler Cerny, Indiana
	Pitcher.....	Brett Sears, Nebraska
	Freshman.....	Joey Brenzewski, Indiana
April 15	Player.....	Jacob Schroeder, Illinois
	Pitcher.....	Mason McConaughy, Nebraska
	Freshman.....	Luke Gaffney, Purdue
April 22	Player.....	Connor Milton, Illinois
	Pitcher.....	Brody Brecht, Iowa/Jacob Denner, MICH
	Freshman.....	Luke Gaffney, Purdue
April 29	Player.....	Hunter Rosson, OSU/Connor Caskenette, PUR
	Pitcher.....	Brody Brecht, Iowa
	Freshman.....	Will Whelan, Minnesota
May 6	Player.....	Jack Frank, Michigan State
	Pitcher.....	Jackson Brockett, Nebraska
	Freshman.....	Ryan McKay, Michigan State
May 13	Player.....	Ike Mezzenga, Minnesota
	Pitcher.....	Jordan Morales, Purdue
	Freshman.....	Collin Priest, Michigan
May 20	Player.....	TBA
	Pitcher.....	TBA
	Freshman.....	TBA

## 2024 BIG TEN PRESEASON COACHES POLL

Rank	Team	2023 Overall Record (Big Ten Finish)
1.	Iowa	44-16 (3rd)
2.	Indiana	43-20 (2nd)
3.	Maryland	42-21 (1st)
4.	Rutgers	33-23 (5th)
5.	Nebraska	33-23-1 (4th)
6.	Michigan	28-28 (6th)

## 2024 BIG TEN PRESEASON HONORS LIST

Player	Pos.	Yr.	School
Jack Crowder	RHP	Jr.	Illinois
Ryan Moerman	OF	Jr.	Illinois
Logan Tabeling	RHP	Sr.	Illinois
Connor Foley	RHP	So.	Indiana
Devin Taylor	OF	So.	Indiana
Brock Tibbits	C	Jr.	Indiana
Brody Brecht	RHP	Jr.	Iowa
Marcus Morgan	RHP	Jr.	Iowa
Sam Petersen	OF	Jr.	Iowa
Alex Calarco	C/DH	Jr.	Maryland
Chris Hacopian	3B	Fr.	Maryland
Sam Hojnar	2B	Sr.	Maryland
Jonathan Kim	CF	So.	Michigan
Dylan Vigue	RHP	Fr.	Michigan
Mitch Voit	RHP/1B	So.	Michigan
Joseph Dzierwa	LHP	So.	Michigan State
Jack Frank	OF	Sr.	Michigan State
Nick Powers	LHP	Sr.	Michigan State
Brady Counsell	2B	Jr.	Minnesota
Weber Neels	C/1B	So.	Minnesota
Connor Wietgreffe	LHP	Jr.	Minnesota
Dylan Carey	SS	So.	Nebraska
Gabe Swansen	OF	Jr.	Nebraska
Will Walsh	UTIL	Jr.	Nebraska
Tyler Ganus	OF	Gr.	Northwestern
Owen McElpatrick	INF	So.	Northwestern
Garrett Shearer	RHP	Fr.	Northwestern
Landon Beidelschies	LHP	So.	Ohio State
Gavin Bruni	LHP	Jr.	Ohio State
Henry Kaczmar	SS	So.	Ohio State
Adam Cecere	OF	Gr.	Penn State
J.T. Marr	C	Gr.	Penn State
Bryce Molinaro	INF	So.	Penn State
Mike Bolton Jr.	OF	5th	Purdue
Connor Caskenette	C	Sr.	Purdue
Couper Cornblum	OF	Sr.	Purdue
Christian Coppola	RHP	So.	Rutgers
Josh Kuroda-Grauer	SS	Jr.	Rutgers
Tony Santa Maria	3B	So.	Rutgers

## RPI RANKINGS (THROUGH MAY 18)

Rank	Team	Record	Road	Neutral	Home	Non-DI
30.	Nebraska	34-19	15-9	1-2	18-8	0-0
43.	Illinois	33-17	8-10	5-4	20-3	0-0
49.	Maryland	34-22	19-14	1-1	14-7	0-0
59.	Indiana	30-22	11-8	2-3	17-11	0-0
62.	Ohio State	28-24	11-15	4-1	13-8	0-0
74.	Rutgers	28-25	15-16	0-0	13-9	0-0
79.	Purdue	32-22	9-7	8-2	15-13	1-0
84.	Michigan	30-26	9-12	2-6	19-8	0-0
95.	Iowa	29-21	7-12	4-5	18-4	2-0
106.	Michigan State	24-27	6-8	5-9	13-10	0-0
113.	Penn State	26-23	10-13	5-2	11-8	0-0
116.	Minnesota	24-23	12-12	3-4	9-7	1-0
145.	Northwestern	18-34	10-23	0-0	8-11	0-0

# GAME-BY-GAME STARTERS BY POSITION

Opponent	C	1B	2B	3B	SS	LF	CF	RF	DH	SP
vs. Baylor	Caron	Stone	Brumbaugh	Overbeek	Carey	Swansen	Silva	C. Evans	Sanderson	Sears
vs. Texas Tech	Caron	Stone	Brumbaugh	Overbeek	Carey	Swansen	Silva	Anglim	Sanderson	Walsh
vs. Oklahoma	Caron	Stone	Brumbaugh	Overbeek	Carey	Swansen	Silva	C. Evans	Bradford	Clark
at Grand Canyon	Caron	Stone	Brumbaugh	Columbus	Carey	Swansen	Silva	Anglim	Sanderson	Christo
at Grand Canyon	Caron	Stone	Brumbaugh	Stokes	Carey	Swansen	Silva	Anglim	Sanderson	Sears
at Grand Canyon	Caron	Stone	Brumbaugh	Hufft	Carey	C. Evans	Silva	Anglim	Buettenback	Walsh
at Grand Canyon	Columbus	Stone	Brumbaugh	Stokes	Carey	C. Evans	Silva	Anglim	Caron	Clark
at Charleston	Caron	Walsh	Brumbaugh	Stokes	Carey	Swansen	Silva	C. Evans	Jesske	Christo
at Charleston	Caron	Stone	Stokes	Columbus	Carey	Anglim	Silva	C. Evans	Brumbaugh	Sears
at Charleston	Caron	Stone	Jesske	Stokes	Carey	Swansen	Silva	C. Evans	Brumbaugh	Walsh
South Alabama	Caron	Stone	Hufft	Stokes	Carey	C. Evans	Silva	Swansen	Brumbaugh	Christo
South Alabama	Caron	Stone	Jesske	Stokes	Carey	Anglim	Silva	C. Evans	Sanderson	Sears
South Alabama	Caron	Stone	Columbus	Stokes	Carey	Anglim	Silva	Bradford	Sanderson	Horn
at Wichita State	Columbus	Stone	Hufft	Stokes	Carey	Anglim	Silva	C. Evans	Bradford	Walsh
at Wichita State	Caron	Stone	Stokes	Overbeek	Carey	Bradford	Anglim	C. Evans	Brumbaugh	Harrahill
Nicholls	Caron	Stone	Stokes	Overbeek	Carey	C. Evans	Silva	Bradford	Brumbaugh	Christo
Nicholls	Caron	Walsh	Stokes	Overbeek	Carey	C. Evans	Silva	Anglim	Brumbaugh	Sears
Nicholls	Caron	Walsh	Stokes	Overbeek	Hufft	C. Evans	Silva	Swansen	Brumbaugh	Horn
Omaha	Caron	Walsh	Stokes	Overbeek	Carey	C. Evans	Silva	Anglim	Bradford	McConnaughey
North Dakota	Columbus	Stone	Stokes	Overbeek	Carey	Anglim	Silva	Swansen	Sanderson	Walsh
New Mexico State	Caron	Walsh	Stokes	Overbeek	Carey	Anglim	Silva	C. Evans	Brumbaugh	Sears
New Mexico State	Caron	Stone	Stokes	Overbeek	Carey	Anglim	Silva	C. Evans	Sanderson	Christo
at Northwestern	Caron	Walsh	Stokes	Overbeek	Carey	Anglim	Silva	C. Evans	Brumbaugh	Sears
at Northwestern	Caron	Stone	Stokes	Overbeek	Carey	Anglim	Silva	C. Evans	Sanderson	Christo
at Northwestern	Caron	Stone	Stokes	Overbeek	Carey	Anglim	Silva	C. Evans	Sanderson	McConnaughey
at Creighton	Caron	Stone	Stokes	Overbeek	Carey	Anglim	Silva	C. Evans	Sanderson	Walsh
Ohio State	Caron	Walsh	Stokes	Overbeek	Carey	Anglim	Silva	C. Evans	Brumbaugh	Sears
Ohio State	Caron	Stone	Stokes	Overbeek	Carey	Swansen	Silva	C. Evans	Brumbaugh	McConnaughey
Ohio State	Caron	Stone	Stokes	Overbeek	Carey	C. Evans	Silva	Sanderson	Brumbaugh	Christo
Kansas	Columbus	Stone	Hufft	Overbeek	Carey	Sanderson	Silva	C. Evans	Caron	Horn
at Rutgers	Caron	Walsh	Brumbaugh	Overbeek	Carey	Swansen	Silva	C. Evans	Sanderson	Sears
at Rutgers	Caron	Columbus	Brumbaugh	Overbeek	Carey	Swansen	Silva	C. Evans	Sanderson	McConnaughey
at Rutgers	Columbus	Sanderson	Brumbaugh	Overbeek	Carey	Anglim	Silva	C. Evans	Caron	Christo
Creighton	Caron	Columbus	Brumbaugh	Stokes	Carey	Swansen	Silva	C. Evans	Sanderson	Clark
Maryland	Caron	Columbus	Brumbaugh	Overbeek	Carey	C. Evans	Silva	Sanderson	Bradford	Sears
Maryland	Caron	Columbus	Brumbaugh	Stokes	Carey	Anglim	Silva	E. Evans	Walsh	McConnaughey
Maryland	Caron	Columbus	Brumbaugh	Overbeek	Carey	C. Evans	Silva	Sanderson	Stone	Walsh
Kansas	Caron	Stone	Brumbaugh	Overbeek	Carey	Anglim	Silva	C. Evans	Columbus	Christo
Iowa	Caron	Stone	Brumbaugh	Overbeek	Carey	C. Evans	Silva	Sanderson	Columbus	Sears
Iowa	Caron	Stone	Stokes	Overbeek	Carey	C. Evans	Silva	Sanderson	Columbus	McConnaughey
Iowa	Caron	Stone	Stokes	Overbeek	Carey	C. Evans	Silva	Sanderson	Columbus	Walsh
at Creighton	Caron	Stone	Stokes	Overbeek	Carey	Bradford	Silva	C. Evans	Sanderson	Horn
Kansas State	Columbus	Stone	Stokes	Overbeek	Carey	Anglim	Silva	Sanderson	Caron	Brockett
at Minnesota	Caron	Columbus	Stokes	Overbeek	Carey	C. Evans	Silva	Sanderson	Stone	Sears
at Minnesota	Caron	Columbus	Stokes	Overbeek	Carey	C. Evans	Silva	Sanderson	Stone	McConnaughey
at Minnesota	Caron	Columbus	Stokes	Overbeek	Carey	C. Evans	Silva	Sanderson	Stone	Walsh
South Dakota State	Columbus	Stone	Stokes	Overbeek	Carey	Anglim	Silva	Sanderson	Bradford	Brockett
Indiana	Caron	Columbus	Brumbaugh	Overbeek	Carey	C. Evans	Silva	Sanderson	Swansen	Sears
Indiana	Caron	Stone	Brumbaugh	Overbeek	Carey	C. Evans	Silva	Sanderson	Columbus	McConnaughey
Indiana	Caron	Stone	Stokes	Overbeek	Carey	C. Evans	Silva	Sanderson	Swansen	Brockett
at Michigan State	Caron	Columbus	Stokes	Overbeek	Carey	C. Evans	Silva	Sanderson	Stone	Sears
at Michigan State	Caron	Columbus	Brumbaugh	Overbeek	Carey	C. Evans	Silva	Anglim	Sanderson	McConnaughey
at Michigan State	Caron	Stone	Brumbaugh	Overbeek	Carey	C. Evans	Silva	Sanderson	Columbus	Brockett

## GAME-BY-GAME STARTING LINEUPS

Opponent	1	2	3	4	5	6	7	8	9
vs. Baylor	Brumbaugh	Overbeek	Carey	Caron	Stone	Swansen	Sanderson	C. Evans	Silva
vs. Texas Tech	Brumbaugh	Overbeek	Carey	Caron	Stone	Swansen	Sanderson	Anglim	Silva
vs. Oklahoma	Brumbaugh	Overbeek	Carey	Caron	Stone	Swansen	Bradford	C. Evans	Silva
at Grand Canyon	Brumbaugh	Silva	Carey	Caron	Stone	Swansen	Sanderson	Anglim	Columbus
at Grand Canyon	Brumbaugh	Silva	Carey	Caron	Stone	Swansen	Sanders	Anglim	Stokes
at Grand Canyon	Brumbaugh	Silva	Carey	Caron	Stone	Anglim	Buettenback	C. Evans	Hufft
at Grand Canyon	Brumbaugh	Silva	Carey	Caron	Stone	Anglim	Columbus	C. Evans	Stokes
at Charleston	Brumbaugh	Silva	Carey	Caron	Jesske	Swansen	C. Evans	Walsh	Stokes
at Charleston	Brumbaugh	Silva	Caron	Stone	C. Evans	Carey	Columbus	Anglim	Stokes
at Charleston	Brumbaugh	Silva	Caron	Stone	C. Evans	Carey	Jesske	Swansen	Stokes
South Alabama	Brumbaugh	Silva	Carey	Stone	Caron	C. Evans	Swansen	Stokes	Hufft
South Alabama	Silva	Jesske	Carey	Stone	Caron	C. Evans	Sanderson	Anglim	Stokes
South Alabama	Silva	Sanderson	Caron	Stone	Bradford	Anglim	Columbus	Carey	Stokes
at Wichita State	Stokes	Silva	C. Evans	Stone	Anglim	Bradford	Carey	Columbus	Hufft
at Wichita State	Brumbaugh	Overbeek	C. Evans	Stone	Caron	Bradford	Anglim	Carey	Stokes
Nicholls	Brumbaugh	Silva	Overbeek	C. Evans	Stone	Caron	Bradford	Carey	Stokes
Nicholls	Brumbaugh	Silva	Overbeek	C. Evans	Caron	Anglim	Walsh	Carey	Stokes
Nicholls	Brumbaugh	Silva	Overbeek	C. Evans	Caron	Walsh	Swansen	Stokes	Hufft
Omaha	Bradford	Silva	Overbeek	C. Evans	Caron	Walsh	Anglim	Stokes	Carey
North Dakota State	Overbeek	Silva	Sanderson	Stone	Anglim	Swansen	Columbus	Stokes	Carey
New Mexico State	Brumbaugh	Silva	C. Evans	Caron	Anglim	Walsh	Overbeek	Stokes	Carey
New Mexico State	Sanderson	Overbeek	C. Evans	Caron	Stone	Anglim	Silva	Stokes	Carey
at Northwestern	Brumbaugh	Silva	C. Evans	Caron	Anglim	Walsh	Overbeek	Carey	Stokes
at Northwestern	Sanderson	Silva	C. Evans	Stone	Caron	Anglim	Overbeek	Carey	Stokes
at Northwestern	Sanderson	Silva	C. Evans	Stone	Caron	Anglim	Overbeek	Carey	Stokes
at Creighton	Sanderson	Silva	C. Evans	Stone	Caron	Anglim	Overbeek	Carey	Stokes
Ohio State	Brumbaugh	Silva	C. Evans	Caron	Anglim	Walsh	Overbeek	Carey	Stokes
Ohio State	Brumbaugh	Silva	C. Evans	Stone	Caron	Swansen	Overbeek	Carey	Stokes
Ohio State	Brumbaugh	Silva	Sanderson	C. Evans	Stone	Caron	Overbeek	Carey	Stokes
at Kansas	Overbeek	Silva	C. Evans	Sanderson	Caron	Stone	Carey	Columbus	Hufft
at Rutgers	Brumbaugh	Overbeek	C. Evans	Sanderson	Caron	Swansen	Walsh	Carey	Silva
at Rutgers	Brumbaugh	Overbeek	C. Evans	Sanderson	Caron	Swansen	Columbus	Carey	Silva
at Rutgers	Brumbaugh	Overbeek	C. Evans	Sanderson	Caron	Columbus	Anglim	Carey	Silva
Creighton	Brumbaugh	Carey	Sanderson	Caron	C. Evans	Columbus	Swansen	Stokes	Silva
Maryland	Brumbaugh	Silva	C. Evans	Sanderson	Caron	Columbus	Carey	Bradford	Overbeek
Maryland	Brumbaugh	Silva	C. Evans	Caron	Anglim	Columbus	Walsh	Carey	Stokes
Maryland	Brumbaugh	Silva	Columbus	Stone	Caron	Sanderson	C. Evans	Carey	Overbeek
Kansas	Brumbaugh	Silva	Columbus	Caron	Stone	C. Evans	Anglim	Carey	Overbeek
Iowa	Brumbaugh	Silva	Columbus	Stone	Caron	Sanderson	C. Evans	Carey	Overbeek
Iowa	Sanderson	Silva	Stone	Caron	Columbus	C. Evans	Carey	Overbeek	Stokes
Iowa	Sanderson	Silva	Stone	Caron	Columbus	C. Evans	Carey	Overbeek	Stokes
at Creighton	Overbeek	Silva	Stone	Caron	Sanderson	C. Evans	Bradford	Carey	Stokes
Kansas State	Overbeek	Silva	Stone	Caron	Sanderson	Anglim	Columbus	Carey	Stokes
at Minnesota	Overbeek	Silva	Caron	Stone	Columbus	C. Evans	Sanderson	Carey	Stokes
at Minnesota	Overbeek	Silva	Caron	Stone	Columbus	C. Evans	Sanderson	Carey	Stokes
at Minnesota	Overbeek	Silva	Caron	Stone	Columbus	C. Evans	Sanderson	Carey	Stokes
South Dakota State	Overbeek	Sanderson	Columbus	Stone	Carey	Bradford	Anglim	Silva	Stokes
Indiana	Brumbaugh	Sanderson	Caron	Columbus	C. Evans	Swansen	Carey	Silva	Overbeek
Indiana	Brumbaugh	Sanderson	Caron	Stone	Columbus	C. Evans	Carey	Silva	Overbeek
Indiana	Overbeek	Sanderson	Caron	Swansen	Stone	C. Evans	Carey	Silva	Stokes
at Michigan State	Overbeek	Sanderson	Caron	Stone	C. Evans	Columbus	Carey	Silva	Stokes
at Michigan State	Brumbaugh	Sanderson	Caron	Columbus	Anglim	Carey	C. Evans	Silva	Overbeek
at Michigan State	Brumbaugh	Sanderson	Caron	Stone	Columbus	Carey	Silva	Overbeek	C. Evans



# OVERALL RECORD: 34-19

**BIG: 16-8 | Home: 18-8 | Away: 15-9 | Neutral: 1-2**

Date	Opponent	W/L	Score	Overall	Big Ten	Pitcher of Record	Att.	Time
2/16	vs. Baylor	W	4-1	1-0	0-0	Timmerman, T. (1-0)	10,992	2:40
2/17	vs. No. 21 Texas Tech	L	6-3	1-1	0-0	McConnaughey, M. (0-1)	13,991	3:10
2/18	vs. Oklahoma	L	7-6	1-2	0-0	Daiss, C. (0-1)	10,977	3:22
2/22	at Grand Canyon	W	7-2	2-2	0-0	Christo, D. (1-0)	2,437	2:27
2/23	at Grand Canyon	W	11-1	3-2	0-0	Sears, B. (1-0)	2,531	2:33
2/24	at Grand Canyon	L	7-5	3-3	0-0	McConnaughey, M. (0-2)	2,952	2:15
2/25	at Grand Canyon	W	10-8	4-3	0-0	Worthley, J. (1-0)	2,724	2:58
2/29	at College of Charleston	W	6-5 (10)	5-3	0-0	Borst, E. (1-0)	558	2:45
3/2	at College of Charleston	W	5-4	6-3	0-0	Horn, T. (1-0)	849	2:26
3/3	at College of Charleston	W	5-3	7-3	0-0	Timmerman, T. (2-0)	812	2:39
3/8	South Alabama	L	11-3	7-4	0-0	Christo, D. (1-1)	4284	2:28
3/9	South Alabama	W	13-2	8-4	0-0	Sears, B. (2-0)	4955	2:14
3/10	South Alabama	W	12-7	9-4	0-0	McConnaughey, M. (1-2)	4953	3:12
3/12	at Wichita State	W	8-6	10-4	0-0	Walsh, W. (1-0)	2259	3:11
3/13	at Wichita State	L	9-3	10-5	0-0	Harrahill, R. (0-1)	2060	2:36
3/15	Nicholls	W	7-6	11-5	0-0	Borst, E. (2-0)	4268	3:15
3/16	Nicholls	W	16-0	12-5	0-0	Sears, B. (3-0)	4658	2:48
3/17	Nicholls	W	11-4	13-5	0-0	Brockett, J. (1-0)	4186	3:06
3/19	Omaha	W	11-5	14-5	0-0	McConnaughey, M. (2-2)	4668	3:15
3/20	North Dakota State	W	3-1	15-5	0-0	Walsh, W. (2-0)	3991	2:34
3/22	New Mexico State	W	14-2	16-5	0-0	Sears, B. (4-0)	4072	2:36
3/23	New Mexico State	W	2-1	17-5	0-0	Worthley, J. (2-0)	4201	2:44
3/29	at Northwestern	W	5-2	18-5	1-0	Sears, B. (5-0)	386	2:31
3/30	at Northwestern	W	9-5	19-5	2-0	Walsh, W. (3-0)	430	2:39
3/31	at Northwestern	W	8-7 (10)	20-5	3-0	Perry, K. (1-0)	321	2:57
4/2	at Creighton	L	5-3	20-6	3-0	Walsh, W. (3-1)	4003	3:03
4/5	Ohio State	W	3-0	21-6	4-0	Sears, B. (6-0)	5670	2:07
4/6	Ohio State	W	7-3	22-6	5-0	McConnaughey, M. (3-2)	5651	2:26
4/7	Ohio State	L	9-3	22-7	5-1	Christo, D. (1-2)	4972	3:01
4/9	at Kansas	L	13-11	22-8	5-1	Froehlich, K. (0-1)	1459	2:55
4/12	at Rutgers	L	7-6 (11)	22-9	5-2	Sanders, R. (0-1)	669	3:13
4/13	at Rutgers	W	16-1	23-9	6-2	McConnaughey, M. (4-2)	619	2:41
4/14	at Rutgers	L	6-4	23-10	6-3	Walsh, W. (3-2)	744	2:58
4/16	Creighton	L	6-4	23-11	6-3	Perry, K. (1-1)	5209	2:35
4/19	Maryland	W	6-3	24-11	7-3	Sears, B. (7-0)	5277	2:32
4/20	Maryland	L	11-2	24-12	7-4	McConnaughey, M. (4-3)	5734	2:46
4/21	Maryland	W	16-4 (7)	25-12	8-4	Walsh, W. (4-2)	5601	2:39
4/23	Kansas	L	9-4	25-13	8-4	Christo, D. (1-3)	5168	3:16
4/26	Iowa	W	7-4	26-13	9-4	Froehlich, K. (1-1)	5824	3:05
4/27	Iowa	W	12-1 (7)	27-13	10-4	McConnaughey, M. (5-3)	7127	2:25
4/28	Iowa	L	4-1	27-14	10-5	Walsh, W. (4-3)	5317	2:38
4/30	at Creighton	L	9-5	27-15	10-5	Horn, T. (1-1)	4356	2:59
5/1	Kansas State	W	8-0	28-15	10-5	Brockett, J. (2-0)	4929	2:31
5/3	at Minnesota	W	10-7	29-15	11-5	Worthley, J. (3-0)	853	3:06
5/4	at Minnesota	W	7-3	30-15	12-5	McConnaughey, M. (6-3)	1435	2:38
5/5	at Minnesota	L	6-2	30-16	12-6	Walsh, W. (4-4)	961	2:29
5/8	South Dakota State	L	10-6	30-17	12-6	Daiss, C. (0-2)	5467	3:33
5/10	Indiana	L	10-5	30-18	12-7	Perry, K. (1-2)	6573	3:13
5/11	Indiana	W	5-2 (10)	31-18	13-7	Clark, C. (1-0)	6786	3:11
5/12	Indiana	W	4-2	32-18	14-7	Christo, D. (2-3)	6193	2:28
5/16	at Michigan State	W	2-1	33-18	15-7	Sears, B. (8-0)	386	2:32
5/17	at Michigan State	W	11-3	34-18	16-7	McConnaughey, M. (7-3)	816	2:57
5/18	at Michigan State	L	11-6	34-19	16-8	Brockett, J. (2-1)	1111	3:13



## NEBRASKA BASEBALL SCORIGAMI

A scorigami is a scoring combination that has never happened before. Generally associated with the NFL, the term was coined by SB Nation sportswriter Jon Bois in 2016. Through the 2023 season, there have been 1,084 unique scores ("scorigamis") in NFL history.

### NEBRASKA BASEBALL SCORIGAMI TRENDS

- Through 4,098 games in Nebraska baseball history, there have been 401 unique score combinations.
- The most common score is 3-2 (147 occurrences), followed by 4-3 (136 occurrences).
- Five of the six most common scores are one-run games, with the exception of 5-3 (101 times).
- With 78 occurrences, a 3-2 win is the most common result for Nebraska baseball, followed by defeats of 3-2 and 4-3 with 69 occurrences each.
- Since 2000, there have been 19 scorigami scores, including the most recent occurrence of the 16-16 tie last season in the series finale at San Diego.
- Five runs scored (409 occurrences) is the most common for the Huskers, while three runs scored (499 occurrences) is the most common for opponents.
- **26,728** runs scored, **21,074** runs allowed in **4,098** games in **118** seasons for an all-time record of **2,359-1721-18**.

### TOP NEBRASKA RESULTS

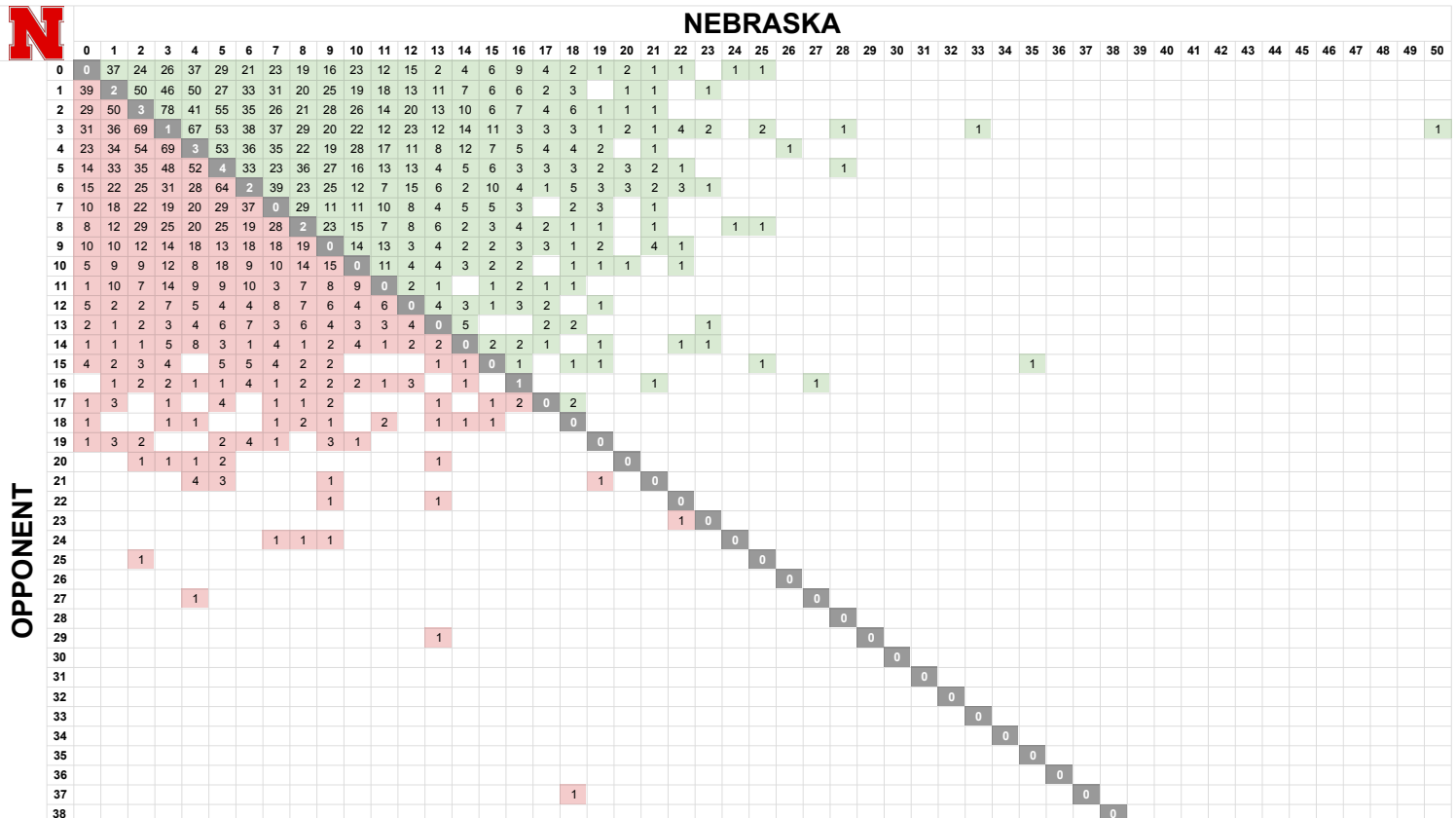
Times	NEB	OPP	Most Recent
78	3	2	at Iowa, 4/21/19
69	2	3	BYU, 4/15/22
69	3	4	BYU, 4/16/22
67	4	3	NDSU, 4/20/22
64	5	6	NDSU, 5/3/23
54	5	2	Indiana, 5/11/24
54	2	4	vs. Maryland, 5/27/23
53	5	3	at Charleston, 3/3/24
53	5	4	at Charleston, 3/2/24
52	4	5	Illinois, 5/15/22
50	1	2	vs. Maryland, 5/25/23
50	4	1	vs. Baylor, 2/16/24
50	2	1	at Michigan State, 5/16/24
48	3	5	at Creighton, 4/2/24
46	3	1	NDSU, 3/20/24
41	4	2	Indiana, 5/12/24
39	7	6	Nicholls, 3/15/24
39	0	1	Iowa, 4/29/22

### MOST RECENT OCCURRENCES

Result	Opponent	Date
T, 16-16	at San Diego	2/20/23
W, 18-10	at Arizona State	3/1/20
L, 14-1	at Arizona State	2/29/20
L, 16-1	vs. UConn	6/2/19
L, 15-14	at Ohio State	4/1/18
L, 14-8	Cal Poly	3/8/18
W, 21-3	at Penn State	5/20/17
W, 17-6	Omaha	4/16/14
L, 13-1	at UCLA	3/5/10
L, 17-7	at Stanford	2/22/08
L, 22-9	at Missouri	5/17/08
L, 19-7	at Arizona State	6/3/07
W, 19-3	vs. Northwestern	2/20/04
L, 16-11	at Missouri	4/17/04
W, 22-9	vs. Kent State	2/22/04
W, 23-1	Nebraska-Kearney	3/5/02
W, 12-9	at Southern Utah	3/6/01
W, 20-2	Oklahoma State	5/6/01

### HOW MANY TIMES HAS...

NEB SCORED	NEB ALLOWED
0 - 200 times (0-200)	0 - 316 times (316-0)
1 - 286 times (37-247-2)	1 - 411 times (370-39-2)
2 - 353 times (74-276-3)	2 - 475 times (393-79-3)
3 - 407 times (150-256-1)	3 - 499 times (362-136-1)
4 - 378 times (195-180-3)	4 - 448 times (265-180-3)
5 - 409 times (217-188-4)	5 - 380 times (194-182-4)
6 - 316 times (196-118-2)	6 - 348 times (161-185-2)
7 - 297 times (214-83)	7 - 247 times (92-155)
8 - 263 times (199-62-2)	8 - 243 times (75-166-2)
9 - 242 times (194-48)	9 - 184 times (52-132)
10 - 209 times (186-23)	10 - 139 times (30-109)
11 - 147 times (134-13)	11 - 95 times (8-87)
12 - 144 times (135-9)	12 - 74 times (14-60)
13 - 87 times (79-8)	13 - 58 times (10-48)
14 - 77 times (74-3)	14 - 44 times (8-36)
15 - 70 times (68-2)	15 - 38 times (5-33)
16 - 60 times (57-2-1)	16 - 26 times (2-23-1)
17 - 32 times (32-0)	17 - 19 times (2-17)
18 - 38 times (37-1)	18 - 12 times (0-12)
19 - 21 times (20-1)	19 - 17 times (0-17)
20 - 13 times (13-0)	20 - 6 times (0-6)
21 - 16 times (16-0)	21 - 9 times (0-9)
22 - 13 times (12-1)	22 - 2 times (0-2)
23 - 6 times (6-0)	23 - 1 time (0-1)
24 - 2 times (2-0)	24 - 3 times (0-3)
25 - 5 times (5-0)	25 - 1 time (0-1)
26 - 1 time (1-0)	27 - 1 time (0-1)
27 - 1 time (1-0)	29 - 1 time (0-1)
28 - 1 time (2-0)	37 - 1 time (0-1)
33 - 1 time (1-0)	
35 - 1 time (1-0)	
50 - 1 time (1-0)	



# OVERALL RECORD: 34-19

**BIG: 16-8 | Home: 18-8 | Away: 15-9 | Neutral: 1-2**

Player	avg	gp-gs	ab	r	h	2b	3b	hr	rbi	tb	slg%	bb	hp	so	gdp	ob%	sf	sh	sb-att	po	a	e	fld%
Sanderson, Case	.373	45-34	118	23	44	4	1	2	21	56	.475	28	7	32	3	.510	2	0	0-3	37	1	1	.974
Stokes, Rhett	.339	44-36	124	26	42	11	0	1	15	56	.452	9	1	29	1	.385	1	5	4-6	50	92	5	.966
Brumbaugh, Cayden	.323	35-33	130	31	42	11	3	0	19	59	.454	21	0	32	1	.409	3	3	12-15	37	40	2	.975
Stone, Tyler	.313	46-38	150	26	47	8	0	8	33	79	.527	27	1	42	3	.414	3	0	0-1	257	15	4	.986
Caron, Josh	.311	51-50	206	37	64	14	1	10	54	110	.534	20	6	43	7	.386	1	0	2-3	370	41	3	.993
Columbus, Ben	.309	35-27	97	15	30	4	0	5	26	49	.505	14	4	28	1	.403	4	2	0-0	143	11	4	.975
Overbeek, Joshua	.282	42-40	149	34	42	5	0	5	20	62	.416	25	6	43	0	.406	0	1	16-18	25	68	4	.959
Silva, Riley	.281	52-52	178	44	50	5	2	0	19	59	.331	20	23	27	2	.419	1	15	31-34	135	1	0	1.000
Evans, Cole	.265	53-46	170	40	45	10	0	5	40	70	.412	27	12	34	4	.391	6	1	8-12	87	3	4	.957
Carey, Dylan	.261	52-52	199	27	52	15	0	7	28	88	.442	16	7	54	4	.336	1	3	2-4	71	114	8	.959
Anglim, Garrett	.255	44-26	106	21	27	7	0	2	22	40	.377	13	6	25	4	.362	2	6	6-11	63	4	2	.971
Swansen, Gabe	.217	25-16	60	6	13	2	0	1	6	18	.300	5	3	18	0	.304	1	1	3-3	30	0	0	1.000
-----																							
Jesske, Will	.304	18-3	23	6	7	1	0	0	4	8	.348	3	0	2	0	.385	0	0	0-0	3	4	1	.875
Hufft, Dylan	.278	21-5	18	4	5	0	0	0	1	5	.278	6	1	7	0	.480	0	1	1-1	16	21	0	1.000
Walsh, Will	.250	13-9	32	8	8	1	0	5	14	24	.750	3	2	11	0	.351	0	0	0-0	57	15	1	.986
Bradford, Clay	.211	27-9	38	11	8	3	0	3	6	20	.526	10	1	17	1	.388	0	0	2-2	3	1	2	.667
Buettenback, Max	.167	6-1	6	1	1	0	0	1	1	4	.667	1	0	4	0	.286	0	0	0-0	0	0	0	.000
Hughes, Bryce	.000	12-0	2	3	0	0	0	0	1	0	.000	0	0	0	0	.000	0	0	2-2	0	2	0	1.000
Lewis, Hayden	.000	1-0	1	0	0	0	0	0	0	0	.000	0	0	0	0	.000	0	0	0-0	0	0	0	.000
Totals	.292	53	1807	363	527	101	7	55	330	807	.447	248	80	448	31	.396	25	38	89-115	1408	494	49	.975
Opponents	.246	53	1794	263	441	81	7	57	240	707	.394	152	53	443	26	.321	11	20	19-31	1384	510	57	.971

LOB - Team (451), Opp (359). DPs turned - Team (31), Opp (43). IBB - Team (4), Stone, T. 3, Caron, J. 1, Opp (6). Picked off - Carey, D. 3, Silva, R. 3, Stokes, R. 2, Anglim, G. 1.

## (All games Sorted by Earned run avg)

Player	era	w-l	app	gs	cg	sho	sv	ip	h	r	er	bb	so	2b	3b	hr	b/avg	wp	hp	bk	sfa	sha
Sears, Brett	2.05	8-0	14	14	1	1/1	0	92.0	60	24	21	16	87	11	1	7	.182	1	7	1	2	1
McConnaughey, Maso	3.10	7-3	15	9	0	0/0	0	61.0	55	23	21	20	70	8	0	6	.244	5	5	0	1	3
Christo, Drew	5.21	2-3	14	9	0	0/0	0	48.1	43	30	28	17	41	13	1	5	.230	11	7	0	0	2
Walsh, Will	5.62	4-4	13	9	0	0/0	0	49.2	63	34	31	9	38	10	0	10	.315	4	6	0	2	5
-----																						
Lewis, Hayden	0.00	0-0	1	0	0	0/0	0	0.1	1	0	0	1	1	0	0	0	.500	0	0	0	0	0
Daiss, Casey	3.48	0-2	19	0	0	0/0	5	20.2	21	9	8	7	16	4	0	1	.266	0	2	0	1	1
Worthley, Jalen	3.64	3-0	20	0	0	0/1	4	29.2	25	12	12	6	28	4	0	5	.227	3	1	0	0	4
Brockett, Jackson	3.70	2-1	10	4	1	1/0	0	24.1	21	12	10	6	21	5	0	2	.231	3	3	0	1	1
Sanders, Rans	4.05	0-1	17	0	0	0/0	2	13.1	10	8	6	5	9	1	0	3	.208	1	1	0	0	0
Froehlich, Kyle	4.91	1-1	18	0	0	0/0	0	18.1	20	12	10	5	18	3	1	4	.274	0	1	0	2	0
Cleavinger, Grant	5.06	0-0	10	0	0	0/0	0	5.1	1	3	3	3	8	0	0	1	.063	2	2	0	0	0
Clark, Caleb	5.70	1-0	16	3	0	0/0	1	30.0	26	20	19	16	32	5	1	4	.230	4	5	1	0	2
Borst, Evan	5.84	2-0	15	0	0	0/0	0	12.1	8	10	8	11	15	3	1	0	.182	5	4	0	0	0
Perry, Kyle	5.89	1-2	23	0	0	0/0	3	18.1	22	13	12	2	18	4	0	2	.286	1	1	0	0	0
Olsen, Bobby	6.75	0-0	12	0	0	0/0	0	8.0	9	6	6	4	8	1	0	1	.281	2	4	0	0	0
Horn, Ty	6.87	1-1	11	4	0	0/0	1	18.1	29	25	14	8	13	5	1	3	.337	2	1	0	1	1
Timmerman, Tucker	8.62	2-0	14	0	0	0/0	1	15.2	21	15	15	12	16	3	0	3	.328	2	3	0	1	0
Frahm, Trey	10.12	0-0	5	0	0	0/0	0	2.2	2	3	3	3	2	1	0	0	.200	1	0	0	0	0
Harrahill, Ryan	27.00	0-1	1	1	0	0/0	0	1.0	4	4	3	1	2	0	1	0	.500	0	0	0	0	0
Totals	4.37	34-19	53	53	2	3/1	17	469.1	441	263	228	152	443	81	7	57	.246	47	53	2	11	20
Opponents	6.34	19-34	53	53	0	0/0	9	461.1	527	363	325	248	448	101	7	55	.292	61	80	6	25	38

PB - Team (7), Caron, J. 6, Columbus, B. 1, Opp (16). Pickoffs - Team (8), Caron, J. 3, Sears, B. 2, Walsh, W. 1, Christo, D. 1, McConnaughey 1, Opp (9). SBA/ATT - Caron, J. (15-22), Sears, B. (4-7), Columbus, B. (4-6), Walsh, W. (2-4), Christo, D. (2-4), Worthley, J. (2-2), Froehlich, K (0-2), Cleavinger (2-2), Borst, E. (2-2), McConnaughey (1-2), Perry, K. (1-2), Sanders, R. (1-2), Harrahill, R (1-1), Horn, T. (1-1).



# BIG TEN RECORD: 16-8

Home: 8-4 | Away: 8-4

Player	avg	gp-gs	ab	r	h	2b	3b	hr	rbi	tb	slg%	bb	hp	so	gdp	ob%	sf	sh	sb-att	po	a	e	fld%
Sanderson, Case	.380	22-20	71	14	27	3	0	2	13	36	.507	12	3	18	2	.483	1	0	0-2	33	0	1	.971
Caron, Josh	.340	24-24	97	17	33	5	0	4	25	50	.515	10	5	15	2	.425	1	0	2-2	180	18	1	.995
Brumbaugh, Cayden	.321	16-15	56	15	18	5	2	0	9	27	.482	12	0	14	0	.435	1	1	10-11	17	17	0	1.000
Columbus, Ben	.321	17-16	56	10	18	3	0	3	16	30	.536	6	3	19	0	.397	3	0	0-0	74	5	2	.975
Stokes, Rhett	.294	20-14	51	10	15	3	0	0	4	18	.353	2	0	9	0	.315	1	2	2-3	25	48	1	.986
Stone, Tyler	.290	19-15	62	11	18	4	0	3	11	31	.500	11	0	19	2	.387	2	0	0-0	87	3	2	.978
Carey, Dylan	.283	24-24	92	16	26	5	0	6	14	49	.533	6	2	24	2	.340	0	2	0-0	31	55	1	.989
Overbeek, Joshua	.267	24-23	86	17	23	2	0	3	10	34	.395	14	1	27	0	.376	0	0	10-11	11	41	2	.963
Silva, Riley	.266	24-24	79	15	21	3	0	0	7	24	.304	9	8	13	2	.392	1	8	13-15	70	0	0	1.000
Evans, Cole	.256	24-24	82	18	21	5	0	3	19	35	.427	17	5	20	1	.398	4	1	4-7	38	2	3	.930
Anglim, Garrett	.216	18-7	37	5	8	3	0	0	4	11	.297	3	2	9	0	.310	0	2	1-1	27	1	0	1.000
-----																							
Jesske, Will	.250	5-0	4	1	1	0	0	0	0	1	.250	1	0	1	0	.400	0	0	0-0	0	0	0	.000
Swansen, Gabe	.222	9-5	18	2	4	1	0	0	3	5	.278	2	2	4	0	.348	1	0	1-1	8	0	0	1.000
Walsh, Will	.125	7-4	16	2	2	0	0	2	5	8	.500	0	0	6	0	.125	0	0	0-0	23	6	1	.967
Bradford, Clay	.100	11-1	10	4	1	0	0	0	1	1	.100	2	0	5	1	.250	0	0	1-1	0	0	0	.000
Buettenback, Max	.000	1-0	1	0	0	0	0	0	0	0	.000	0	0	0	0	.000	0	0	0-0	0	0	0	.000
Hufft, Dylan	.000	4-0	1	0	0	0	0	0	0	0	.000	0	0	0	0	.000	0	0	0-0	2	5	0	1.000
Totals	.288	24	819	157	236	42	2	26	141	360	.440	107	31	203	12	.385	15	16	44-54	638	225	16	.982
Opponents	.247	24	807	113	199	39	2	28	107	326	.404	63	25	186	11	.319	5	10	12-19	628	214	24	.972

LOB - Team (203), Opp (159). DPs turned - Team (14), Opp (18). IBB - Team (4), Stone, T. 3, Caron, J. 1, Opp (3). Picked off - Carey, D. 1, Anglim, G. 1, Silva, R. 1.

## (Big Ten games only Sorted by Earned run avg)

Player	era	w-l	app	gs	cg	sho	sv	ip	h	r	er	bb	so	2b	3b	hr	b/avg	wp	hp	bk	sfa	sha
Sears, Brett	2.73	4-0	8	8	1	1/0	0	52.2	44	19	16	9	44	9	1	5	.227	0	6	0	2	1
McConnaughey, Maso	3.63	5-1	8	8	0	0/0	0	44.2	44	19	18	13	45	7	0	6	.263	3	3	0	1	2
-----																						
Cleavinger, Grant	0.00	0-0	4	0	0	0/0	0	2.1	0	0	0	0	4	0	0	0	.000	2	0	0	0	0
Frahm, Trey	0.00	0-0	2	0	0	0/0	0	1.1	0	0	0	1	1	0	0	0	.000	1	0	0	0	0
Daiss, Casey	1.29	0-0	6	0	0	0/0	1	7.0	6	1	1	3	4	2	0	0	.231	0	1	0	0	1
Clark, Caleb	3.95	1-0	6	0	0	0/0	1	13.2	9	6	6	7	11	3	0	2	.184	1	1	0	0	0
Worthley, Jalen	4.50	1-0	9	0	0	0/0	3	16.0	14	8	8	3	20	2	0	3	.241	2	1	0	0	4
Horn, Ty	4.50	0-0	2	0	0	0/0	0	2.0	4	1	1	0	1	0	0	0	.400	0	0	0	0	0
Sanders, Rans	4.91	0-1	6	0	0	0/0	1	3.2	4	2	2	2	2	0	0	0	.308	0	0	0	0	0
Perry, Kyle	5.40	1-1	9	0	0	0/0	0	10.0	11	7	6	1	9	3	0	0	.275	0	1	0	0	0
Christo, Drew	5.82	1-1	6	3	0	0/0	0	17.0	11	11	11	7	14	4	1	1	.167	4	5	0	0	1
Brockett, Jackson	6.43	0-1	2	2	0	0/0	0	7.0	9	6	5	2	4	2	0	2	.300	1	2	0	0	0
Olsen, Bobby	6.75	0-0	4	0	0	0/0	0	2.2	3	2	2	0	2	0	0	1	.273	0	1	0	0	0
Walsh, Will	6.85	2-3	7	3	0	0/0	0	23.2	31	19	18	6	16	5	0	5	.313	3	3	0	0	1
Froehlich, Kyle	7.11	1-0	7	0	0	0/0	0	6.1	5	7	5	3	6	1	0	2	.227	0	0	0	2	0
Borst, Evan	7.71	0-0	5	0	0	0/0	0	2.1	3	3	2	5	3	1	0	0	.300	2	1	0	0	0
Timmerman, Tucker	54.00	0-0	1	0	0	0/0	0	0.1	1	2	2	1	0	0	0	1	.500	0	0	0	0	0
Totals	4.27	16-8	24	24	1	1/0	6	212.2	199	113	101	63	186	39	2	28	.247	19	25	0	5	10
Opponents	6.02	8-16	24	24	0	0/0	5	209.1	236	157	140	107	203	42	2	26	.288	28	31	4	15	16

PB - Team (5), Caron, J. 4, Columbus, B. 1, Opp (12). Pickoffs - Team (2), Caron, J. 1, Sears, B. 1, Opp (3). SBA/ATT - Caron, J. (8-13), Sears, B. (3-6), Columbus, B. (4-5), Sanders, R. (1-2), Walsh, W. (2-2), Perry, K. (1-2), Worthley, J. (2-2), Froehlich, K. (0-1), Cleavinger (1-1), Christo, D. (1-1), Borst, E. (1-1), McConnaughey (0-1).

# ROAD & NEUTRAL RECORD: 16-11

## Overall: 16-11 | BIG: 8-4 | Road: 15-9 | Neutral: 1-2

Player	avg	gp-gs	ab	r	h	2b	3b	hr	rbi	tb	slg%	bb	hp	so	gdp	ob%	sf	sh	sb-att	po	a	e	fld%
Sanderson, Case	.417	22-18	60	12	25	1	1	1	11	31	.517	13	3	18	0	.532	1	0	0-2	25	0	1	.962
Brumbaugh, Cayden	.366	19-17	71	17	26	6	1	0	7	34	.479	9	0	16	1	.422	3	2	6-8	27	33	2	.968
Jesske, Will	.333	13-2	18	4	6	1	0	0	4	7	.389	1	0	2	0	.368	0	0	0-0	2	3	1	.833
Columbus, Ben	.327	16-13	49	7	16	3	0	2	16	25	.510	7	2	17	1	.417	2	1	0-0	72	7	2	.975
Evans, Cole	.298	27-24	94	22	28	5	0	2	23	39	.415	15	5	18	3	.407	4	1	2-5	42	2	3	.936
Caron, Josh	.292	26-26	113	16	33	2	1	5	28	52	.460	7	5	26	5	.360	0	0	0-0	178	16	1	.995
Silva, Riley	.283	26-26	92	26	26	2	0	0	6	28	.304	7	13	13	2	.411	0	9	17-18	72	1	0	1.000
Carey, Dylan	.275	27-27	109	16	30	10	0	4	17	52	.477	8	4	34	3	.347	0	1	1-2	43	56	3	.971
Overbeek, Joshua	.269	19-19	78	14	21	4	0	1	8	28	.359	9	1	23	0	.352	0	1	4-5	15	36	1	.981
Stone, Tyler	.250	23-21	76	13	19	4	0	3	16	32	.421	17	0	25	1	.375	3	0	0-1	114	8	3	.976
Buettenback, Max	.250	3-1	4	1	1	0	0	1	1	4	1.000	0	0	2	0	.250	0	0	0-0	0	0	0	.000
Bradford, Clay	.227	14-4	22	7	5	2	0	2	2	13	.591	6	1	10	0	.414	0	0	1-1	2	0	1	.667
Stokes, Rhett	.222	21-16	54	8	12	1	0	1	1	16	.296	5	0	16	0	.288	0	2	0-1	19	44	2	.969
Swansen, Gabe	.194	13-9	31	3	6	1	0	0	3	7	.226	4	2	10	0	.316	1	1	1-1	17	0	0	1.000
Anglim, Garrett	.175	24-14	57	8	10	1	0	1	7	14	.246	7	2	12	3	.279	2	4	4-6	42	3	2	.957
Walsh, Will	.167	6-3	12	2	2	0	0	2	5	8	.667	1	1	2	0	.286	0	0	0-0	26	9	0	1.000
Hufft, Dylan	.000	14-3	10	1	0	0	0	0	0	0	.000	3	0	7	0	.231	0	1	1-1	8	12	0	1.000
Lewis, Hayden	.000	1-0	1	0	0	0	0	0	0	0	.000	0	0	0	0	.000	0	0	0-0	0	0	0	.000
Hughes, Bryce	.000	5-0	1	1	0	0	0	0	0	0	.000	0	0	0	0	.000	0	0	0-0	0	2	0	1.000
Totals	.279	27	952	178	266	43	3	25	155	390	.410	119	39	251	19	.377	16	23	37-51	715	259	28	.972
Opponents	.271	27	933	145	253	52	4	26	132	391	.419	73	32	200	15	.343	6	16	8-13	741	274	31	.970

LOB - Team (230), Opp (200). DPs turned - Team (17), Opp (26). IBB - Team (2), Stone, T. 2, Opp (3). Picked off - Stokes, R. 1, Carey, D. 1.

### ( Sorted by Earned run avg )

Player	era	w-l	app	gs	cg	sho	sv	ip	h	r	er	bb	so	2b	3b	hr	b/avg	wp	hp	bk	sfa	sha
Cleavinger, Grant	0.00	0-0	5	0	0	0/0	0	2.2	0	0	0	0	3	0	0	0	.000	1	1	0	0	0
Frahm, Trey	0.00	0-0	2	0	0	0/0	0	1.1	0	0	0	2	2	0	0	0	.000	1	0	0	0	0
Daiss, Casey	1.42	0-1	11	0	0	0/0	4	12.2	12	3	2	4	9	3	0	0	.255	0	2	0	1	1
Sears, Brett	2.57	3-0	7	7	0	0/0	0	42.0	31	13	12	8	37	6	0	4	.203	1	4	0	1	1
McConnaughey, Maso	2.84	3-2	8	4	0	0/0	0	31.2	29	12	10	7	32	5	0	2	.244	3	2	0	0	1
Sanders, Rans	3.00	0-1	9	0	0	0/0	1	6.0	5	2	2	2	4	0	0	1	.238	1	1	0	0	0
Christo, Drew	4.10	1-0	8	4	0	0/0	0	26.1	20	13	12	12	18	7	0	0	.204	4	4	0	0	2
Perry, Kyle	4.22	1-0	12	0	0	0/0	2	10.2	10	5	5	1	10	2	0	1	.238	0	1	0	0	0
Timmerman, Tucker	4.50	2-0	7	0	0	0/0	1	8.0	8	4	4	3	7	1	0	1	.258	1	1	0	0	0
Olsen, Bobby	5.40	0-0	8	0	0	0/0	0	5.0	6	3	3	3	6	1	0	0	.286	2	3	0	0	0
Worthley, Jalen	5.65	2-0	10	0	0	0/0	0	14.1	18	9	9	4	14	3	0	3	.321	2	0	0	0	4
Borst, Evan	5.87	1-0	9	0	0	0/0	0	7.2	5	6	5	6	8	2	1	0	.185	3	3	0	0	0
Clark, Caleb	6.88	0-0	9	2	0	0/0	1	17.0	18	14	13	9	15	4	1	2	.269	1	3	1	0	2
Walsh, Will	7.06	2-3	9	6	0	0/0	0	29.1	45	26	23	5	16	9	0	7	.363	0	4	0	2	4
Horn, Ty	7.15	1-1	7	2	0	0/0	1	11.1	22	16	9	4	9	4	1	2	.393	1	0	0	0	0
Froehlich, Kyle	9.00	0-1	7	0	0	0/0	0	6.0	7	6	6	1	6	1	0	3	.280	0	1	0	1	0
Brockett, Jackson	11.81	0-1	6	1	0	0/0	0	5.1	13	9	7	1	2	4	0	0	.500	1	2	0	1	1
Harrahill, Ryan	27.00	0-1	1	1	0	0/0	0	1.0	4	4	3	1	2	0	1	0	.500	0	0	0	0	0
Totals	4.72	16-11	27	27	0	0/0	10	238.1	253	145	125	73	200	52	4	26	.271	22	32	1	6	16
Opponents	5.43	11-16	27	27	0	0/0	7	247.0	266	178	149	119	251	43	3	25	.279	30	39	1	16	23

PB - Team (4), Caron, J. 3, Columbus, B. 1, Opp (13). Pickoffs - Team (3), Caron, J. 1, Walsh, W. 1, Sears, B. 1, Opp (2). SBA/ATT - Caron, J. (4-7), Columbus, B. (4-5), Sanders, R. (1-2), Sears, B. (0-2), Cleavinger (2-2), Worthley, J. (2-2), Walsh, W. (1-2), McConnaughey (0-1), Harrahill, R (1-1), Christo, D. (1-1).

# AT MICHIGAN STATE: 2-1

## BIG: 2-1 | Home: 0-0 | Away: 2-1 | Neutral: 0-0

Player	avg	gp-gs	ab	r	h	2b	3b	hr	rbi	tb	slg%	bb	hp	so	gdp	ob%	sf	sh	sb-att	po	a	e	fld%
Sanderson, Case	.500	3-3	14	1	7	0	0	0	4	7	.500	0	0	4	0	.500	0	0	0-1	3	0	0	1.000
Stokes, Rhett	.500	2-1	4	1	2	1	0	0	0	3	.750	0	0	0	0	.500	0	1	0-1	2	4	0	1.000
Jesske, Will	.500	2-0	2	1	1	0	0	0	0	1	.500	1	0	0	0	.667	0	0	0-0	0	0	0	.000
Brumbaugh, Cayden	.375	2-2	8	3	3	0	0	0	1	3	.375	2	0	3	0	.500	0	0	1-1	5	4	0	1.000
Overbeek, Joshua	.357	3-3	14	1	5	2	0	0	3	7	.500	0	0	5	0	.357	0	0	1-1	1	6	0	1.000
Silva, Riley	.333	3-3	9	3	3	0	0	0	0	3	.333	1	1	0	0	.455	0	0	1-1	8	0	0	1.000
Carey, Dylan	.308	3-3	13	3	4	1	0	1	3	8	.615	1	0	4	1	.357	0	0	0-0	5	5	0	1.000
Caron, Josh	.308	3-3	13	1	4	0	0	1	2	7	.538	1	1	3	0	.400	0	0	0-0	19	3	1	.957
Columbus, Ben	.300	3-3	10	0	3	0	0	0	2	3	.300	0	0	4	0	.273	1	0	0-0	17	2	0	1.000
Stone, Tyler	.250	2-2	4	2	1	0	0	0	1	1	.250	4	0	1	1	.556	1	0	0-0	6	0	0	1.000
Evans, Cole	.000	3-3	8	3	0	0	0	0	0	0	.000	4	1	1	1	.385	0	0	0-0	5	0	1	.833
Anglim, Garrett	.000	2-1	4	0	0	0	0	0	0	0	.000	1	1	2	0	.333	0	0	0-0	4	0	0	1.000
Bradford, Clay	.000	1-0	1	0	0	0	0	0	0	0	.000	0	0	0	0	.000	0	0	0-0	0	0	0	.000
Swansen, Gabe	.000	1-0	1	0	0	0	0	0	1	0	.000	0	0	0	0	.000	1	0	0-0	1	0	0	1.000
Totals	.314	3	105	19	33	4	0	2	17	43	.410	15	4	27	3	.409	3	1	3-5	78	28	3	.972
Opponents	.270	3	100	15	27	9	0	0	13	36	.360	8	3	19	2	.339	1	1	1-2	81	26	2	.982

LOB - Team (28), Opp (20). DPs turned - Team (2), Opp (5).

### (All games vs Michigan State Sorted by Earned run avg)

Player	era	w-l	app	gs	cg	sho	sv	ip	h	r	er	bb	so	2b	3b	hr	b/avg	wp	hp	bk	sfa	sha
Clark, Caleb	0.00	0-0	1	0	0	0/0	1	2.1	1	0	0	1	1	1	0	0	.125	0	0	0	0	0
Worthley, Jalen	0.00	0-0	1	0	0	0/0	0	1.1	0	0	0	1	1	0	0	0	.000	1	0	0	0	0
Daiss, Casey	0.00	0-0	1	0	0	0/0	0	1.0	1	0	0	1	1	0	0	0	.250	0	0	0	0	0
Froehlich, Kyle	0.00	0-0	1	0	0	0/0	0	1.0	0	0	0	0	1	0	0	0	.000	0	0	0	0	0
Perry, Kyle	0.00	0-0	1	0	0	0/0	0	1.0	2	0	0	0	2	1	0	0	.400	0	0	0	0	0
Olsen, Bobby	0.00	0-0	1	0	0	0/0	0	0.2	1	0	0	0	0	0	0	0	.333	0	0	0	0	0
Frahm, Trey	0.00	0-0	1	0	0	0/0	0	0.2	0	0	0	1	1	0	0	0	.000	1	0	0	0	0
Cleavinger, Grant	0.00	0-0	1	0	0	0/0	0	0.1	0	0	0	0	1	0	0	0	.000	0	0	0	0	0
Sears, Brett	1.35	1-0	1	1	0	0/0	0	6.2	6	1	1	1	4	2	0	0	.273	0	0	0	1	1
McConnaughey, Maso	3.18	1-0	1	1	0	0/0	0	5.2	5	3	2	1	5	1	0	0	.238	0	0	0	0	0
Christo, Drew	9.00	0-0	1	0	0	0/0	0	2.0	2	2	2	0	0	1	0	0	.250	2	1	0	0	0
Brockett, Jackson	13.50	0-1	1	1	0	0/0	0	2.0	5	4	3	0	1	2	0	0	.455	0	1	0	0	0
Walsh, Will	18.00	0-0	1	0	0	0/0	0	1.0	3	2	2	1	1	0	0	0	.500	0	0	0	0	0
Borst, Evan	54.00	0-0	1	0	0	0/0	0	0.1	1	3	2	1	0	1	0	0	.500	1	1	0	0	0
Totals	4.15	2-1	3	3	0	0/0	1	26.0	27	15	12	8	19	9	0	0	.270	5	3	0	1	1
Opponents	6.33	1-2	3	3	0	0/0	1	27.0	33	19	19	15	27	4	0	2	.314	3	4	0	3	1

PB - Team (1), Caron, J. 1. SBA/ATT - Caron, J. (1-2), Sears, B. (0-1), Cleavinger (1-1).



# LAST FIVE GAMES: 4-1

**BIG: 4-1 | Home: 2-0 | Away: 2-1 | Neutral: 0-0**

Player	avg	gp-gs	ab	r	h	2b	3b	hr	rbi	tb	slg%	bb	hp	so	gdp	ob%	sf	sh	sb-att	po	a	e	fld%
Jesske, Will	.500	2-0	2	1	1	0	0	0	0	1	.500	1	0	0	0	.667	0	0	0-0	0	0	0	.000
Sanderson, Case	.429	5-5	21	2	9	1	0	0	5	10	.476	0	1	6	0	.455	0	0	0-1	5	0	0	1.000
Stokes, Rhett	.429	3-2	7	3	3	1	0	0	0	4	.571	0	0	0	0	.429	0	1	1-2	2	9	0	1.000
Caron, Josh	.333	5-5	18	3	6	0	0	1	3	9	.500	5	1	3	0	.500	0	0	1-1	37	3	1	.976
Silva, Riley	.313	5-5	16	3	5	1	0	0	0	6	.375	1	1	1	0	.389	0	0	2-2	16	0	0	1.000
Overbeek, Joshua	.273	5-5	22	1	6	2	0	0	3	8	.364	0	0	9	0	.273	0	0	2-2	1	9	0	1.000
Stone, Tyler	.250	4-4	12	3	3	1	0	1	2	7	.583	5	0	3	1	.444	1	0	0-0	25	1	1	.963
Brumbaugh, Cayden	.250	3-3	12	3	3	0	0	0	1	3	.250	3	0	6	0	.400	0	0	1-1	7	5	0	1.000
Carey, Dylan	.238	5-5	21	4	5	1	0	2	4	12	.571	1	0	5	1	.273	0	0	0-0	6	12	0	1.000
Anglim, Garrett	.200	4-1	5	1	1	1	0	0	0	2	.400	1	1	2	0	.429	0	0	0-0	4	0	0	1.000
Columbus, Ben	.188	5-4	16	0	3	0	0	0	2	3	.188	0	0	7	0	.176	1	0	0-0	17	2	0	1.000
Evans, Cole	.176	5-5	17	4	3	1	0	1	4	7	.412	4	1	3	1	.364	0	0	0-1	11	0	1	.917
Swansen, Gabe	.000	3-1	3	0	0	0	0	0	1	0	.000	0	1	2	0	.200	1	0	0-0	1	0	0	1.000
Bradford, Clay	.000	1-0	1	0	0	0	0	0	0	0	.000	0	0	0	0	.000	0	0	0-0	0	0	0	.000
Totals	.277	5	173	28	48	9	0	5	25	72	.416	21	6	47	3	.369	3	1	7-10	135	46	4	.978
Opponents	.231	5	169	19	39	10	0	3	17	58	.343	14	6	36	2	.311	1	2	1-2	134	45	5	.973

LOB - Team (42), Opp (38). DPs turned - Team (2), Opp (6). IBB - Team (2), Stone, T. 1, Caron, J. 1. Picked off - Anglim, G. 1.

## ( Sorted by Earned run avg )

Player	era	w-l	app	gs	cg	sho	sv	ip	h	r	er	bb	so	2b	3b	hr	b/avg	wp	hp	bk	sfa	sha
Clark, Caleb	0.00	1-0	2	0	0	0/0	1	5.0	2	0	0	2	3	1	0	0	.118	1	1	0	0	0
Worthley, Jalen	0.00	0-0	1	0	0	0/0	0	1.1	0	0	0	1	1	0	0	0	.000	1	0	0	0	0
Daiss, Casey	0.00	0-0	1	0	0	0/0	0	1.0	1	0	0	1	1	0	0	0	.250	0	0	0	0	0
Perry, Kyle	0.00	0-0	1	0	0	0/0	0	1.0	2	0	0	0	2	1	0	0	.400	0	0	0	0	0
Froehlich, Kyle	0.00	0-0	1	0	0	0/0	0	1.0	0	0	0	0	1	0	0	0	.000	0	0	0	0	0
Olsen, Bobby	0.00	0-0	1	0	0	0/0	0	0.2	1	0	0	0	0	0	0	0	.333	0	0	0	0	0
Frahm, Trey	0.00	0-0	1	0	0	0/0	0	0.2	0	0	0	1	1	0	0	0	.000	1	0	0	0	0
Cleavinger, Grant	0.00	0-0	1	0	0	0/0	0	0.1	0	0	0	0	1	0	0	0	.000	0	0	0	0	0
Sears, Brett	1.35	1-0	1	1	0	0/0	0	6.2	6	1	1	1	4	2	0	0	.273	0	0	0	1	1
McConnaughey, Maso	2.77	1-0	2	2	0	0/0	0	13.0	10	5	4	4	15	2	0	1	.213	0	1	0	0	1
Christo, Drew	3.00	1-0	2	0	0	0/0	0	6.0	4	2	2	0	2	1	0	0	.174	2	1	0	0	0
Brockett, Jackson	6.43	0-1	2	2	0	0/0	0	7.0	9	6	5	2	4	2	0	2	.300	1	2	0	0	0
Walsh, Will	18.00	0-0	1	0	0	0/0	0	1.0	3	2	2	1	1	0	0	0	.500	0	0	0	0	0
Borst, Evan	54.00	0-0	1	0	0	0/0	0	0.1	1	3	2	1	0	1	0	0	.500	1	1	0	0	0
Totals	3.20	4-1	5	5	0	0/0	1	45.0	39	19	16	14	36	10	0	3	.231	7	6	0	1	2
Opponents	5.04	1-4	5	5	0	0/0	1	44.2	48	28	25	21	47	9	0	5	.277	5	6	1	3	1

PB - Team (1), Caron, J. 1. Pickoffs - Team (0), Opp (1). SBA/ATT - Caron, J. (1-2), Sears, B. (0-1), Cleavinger (1-1).

# LAST 10 GAMES: 6-4

## BIG: 6-3 | Home: 2-2 | Away: 4-2 | Neutral: 0-0

Player	avg	gp-gs	ab	r	h	2b	3b	hr	rbi	tb	slg%	bb	hp	so	gdp	ob%	sf	sh	sb-att	po	a	e	fld%
Jesske, Will	.500	2-0	2	1	1	0	0	0	0	1	.500	1	0	0	0	.667	0	0	0-0	0	0	0	.000
Sanderson, Case	.472	10-10	36	5	17	2	0	0	8	19	.528	4	1	10	0	.524	1	0	0-2	13	0	0	1.000
Swansen, Gabe	.429	5-2	7	0	3	0	0	0	1	3	.429	0	1	2	0	.444	1	0	1-1	1	0	0	1.000
Stokes, Rhett	.391	8-6	23	4	9	2	0	0	2	11	.478	0	0	4	0	.375	1	1	2-3	9	16	0	1.000
Caron, Josh	.385	10-9	39	7	15	1	0	2	9	22	.564	5	1	7	0	.467	0	0	1-1	66	5	1	.986
Carey, Dylan	.293	10-10	41	8	12	3	0	3	9	24	.585	3	1	12	1	.356	0	0	0-0	11	22	1	.971
Overbeek, Joshua	.279	10-10	43	5	12	2	0	2	9	20	.465	3	1	14	0	.340	0	0	3-3	4	16	0	1.000
Columbus, Ben	.273	10-9	33	2	9	2	0	0	5	11	.333	4	2	12	0	.357	3	0	0-0	62	4	2	.971
Silva, Riley	.258	10-10	31	6	8	1	1	0	1	11	.355	4	4	4	1	.410	0	3	4-5	31	0	0	1.000
Brumbaugh, Cayden	.214	4-4	14	4	3	0	0	0	1	3	.214	4	0	7	0	.389	0	1	1-1	7	6	0	1.000
Evans, Cole	.200	10-9	30	8	6	2	0	1	4	11	.367	7	3	6	1	.400	0	1	0-1	18	0	1	.947
Stone, Tyler	.200	9-8	30	4	6	1	0	1	3	10	.333	6	0	9	2	.316	2	0	0-0	29	2	1	.969
Anglim, Garrett	.091	8-2	11	2	1	1	0	0	0	2	.182	2	1	4	0	.286	0	2	1-1	8	0	0	1.000
Bradford, Clay	.000	5-1	5	2	0	0	0	0	0	0	.000	1	0	4	0	.167	0	0	0-0	0	0	0	.000
Walsh, Will	.000	1-0	2	0	0	0	0	0	0	0	.000	0	0	1	0	.000	0	0	0-0	0	0	0	.000
Hughes, Bryce	.000	1-0	0	0	0	0	0	0	0	0	.000	0	0	0	0	.000	0	0	0-0	0	0	0	.000
Hufft, Dylan	.000	1-0	0	0	0	0	0	0	0	0	.000	0	0	0	0	.000	0	0	0-0	1	3	0	1.000
Totals	.294	10	347	58	102	17	1	9	52	148	.427	44	15	96	5	.389	8	8	13-18	267	85	8	.978
Opponents	.256	10	348	55	89	24	0	13	52	152	.437	27	10	81	3	.324	4	3	3-5	269	88	8	.978

LOB - Team (95), Opp (70). DPs turned - Team (3), Opp (8). IBB - Team (2), Stone, T. 1, Caron, J. 1, Opp (1). Picked off - Stokes, R. 1, Anglim, G. 1.

### ( Sorted by Earned run avg )

Player	era	w-l	app	gs	cg	sho	sv	ip	h	r	er	bb	so	2b	3b	hr	b/avg	wp	hp	bk	sfa	sha
Olsen, Bobby	0.00	0-0	4	0	0	0/0	0	2.1	1	0	0	0	2	0	0	0	.125	0	1	0	0	0
Frahm, Trey	0.00	0-0	1	0	0	0/0	0	0.2	0	0	0	1	1	0	0	0	.000	1	0	0	0	0
McConnaughey, Maso	2.41	2-0	3	3	0	0/0	0	18.2	17	6	5	7	20	5	0	1	.243	2	1	0	0	1
Sears, Brett	2.89	1-0	3	3	0	0/0	0	18.2	15	8	6	3	15	4	0	3	.221	0	2	0	2	1
Clark, Caleb	3.00	1-0	4	0	0	0/0	1	9.0	5	3	3	5	9	2	0	1	.156	1	1	0	0	0
Christo, Drew	4.50	1-0	3	0	0	0/0	0	8.0	4	4	4	1	6	1	0	0	.138	2	2	0	0	0
Worthley, Jalen	5.06	1-0	4	0	0	0/0	0	5.1	6	3	3	2	7	2	0	2	.286	2	0	0	0	1
Brockett, Jackson	5.40	0-1	3	3	0	0/0	0	10.0	11	7	6	2	6	3	0	2	.268	1	2	0	0	0
Perry, Kyle	6.00	0-1	4	0	0	0/0	0	3.0	5	3	2	0	4	2	0	0	.357	0	0	0	0	0
Froehlich, Kyle	7.36	0-0	4	0	0	0/0	0	3.2	6	5	3	2	3	1	0	1	.400	0	0	0	2	0
Daiss, Casey	9.00	0-1	4	0	0	0/0	1	4.0	7	4	4	1	4	0	0	0	.368	0	0	0	0	0
Walsh, Will	13.50	0-1	2	1	0	0/0	0	3.1	7	5	5	1	1	2	0	1	.412	0	0	0	0	0
Cleavinger, Grant	13.50	0-0	3	0	0	0/0	0	0.2	1	1	1	0	1	0	0	1	.333	1	0	0	0	0
Sanders, Rans	18.00	0-0	2	0	0	0/0	0	1.0	2	3	2	1	1	0	0	1	.400	0	0	0	0	0
Borst, Evan	27.00	0-0	2	0	0	0/0	0	0.2	2	3	2	1	1	2	0	0	.500	1	1	0	0	0
Totals	4.45	6-4	10	10	0	0/0	2	89.0	89	55	44	27	81	24	0	13	.256	11	10	0	4	3
Opponents	5.02	4-6	10	10	0	0/0	2	89.2	102	58	50	44	96	17	1	9	.294	14	15	2	8	8

PB - Team (2), Caron, J. 2, Opp (3). Pickoffs - Team (0), Opp (2). SBA/ATT - Caron, J. (3-5), Sears, B. (1-2), Cleavinger (1-1), Worthley, J. (1-1), McConnaughey (0-1).

## NEBRASKA GAME-BY-GAME HITTING

Date	Opponent	ab	r	h	rbi	2b	3b	hr	tb	bb	ibb	sb	cs	hbp	sac	sf	gdp	k	po	a	e	lob	avg
Feb 16	vs Baylor	30	4	5	4	2	0	1	10	5	0	1	1	1	1	0	1	14	27	8	1	6	.167
Feb 17	vs Texas Tech	32	3	10	2	0	0	0	10	4	0	1	1	1	2	0	1	7	27	5	0	9	.242
Feb 18	vs Oklahoma	34	6	7	4	1	0	0	8	4	0	3	0	0	1	0	0	13	26	8	2	6	.229
Feb 22	at Grand Canyon	33	7	9	6	2	2	1	18	4	0	3	1	4	0	1	1	13	27	12	0	8	.240
Feb 23	at Grand Canyon	42	11	17	10	2	0	2	25	3	0	1	1	1	1	0	1	11	27	9	2	9	.281
Feb 24	at Grand Canyon	32	5	11	5	1	0	1	15	4	0	0	0	1	2	2	2	11	24	12	2	9	.291
Feb 25	at Grand Canyon	35	10	9	5	1	0	0	10	5	0	2	0	2	2	0	0	7	27	6	1	7	.286
Feb 29	at Charleston	34	6	5	6	2	0	0	7	6	0	1	1	2	2	0	0	9	30	13	2	8	.268
Mar 02	at Charleston	35	5	13	5	1	0	0	14	4	0	1	1	0	1	1	2	5	27	6	2	9	.280
Mar 03	at Charleston	36	5	10	3	3	0	1	16	4	0	2	0	2	1	0	1	6	27	12	2	11	.280
Mar 08	SOUTH ALABAMA	34	3	9	3	3	0	0	12	3	0	0	0	2	0	0	1	5	27	9	0	9	.279
Mar 09	SOUTH ALABAMA	38	13	16	13	3	0	4	31	2	0	0	1	2	0	0	0	4	27	7	0	5	.292
Mar 10	SOUTH ALABAMA	35	12	15	12	5	0	1	23	9	0	1	0	0	0	0	2	4	27	12	5	8	.302
Mar 12	at Wichita State	40	8	11	7	2	0	1	16	6	0	3	0	1	1	1	0	14	27	10	0	14	.300
Mar 13	at Wichita State	32	3	5	3	3	0	2	14	2	0	0	0	1	0	0	0	10	24	7	2	5	.291
Mar 15	NICHOLLS	30	7	11	7	1	0	1	15	6	0	3	1	1	1	1	0	6	27	12	1	8	.295
Mar 16	NICHOLLS	33	16	11	16	1	0	2	18	9	0	2	0	7	1	0	1	4	27	8	0	10	.297
Mar 17	NICHOLLS	38	11	14	10	5	0	1	22	4	0	0	1	3	0	1	0	5	27	14	1	11	.302
Mar 19	OMAHA	34	11	9	10	3	0	1	15	9	0	4	1	3	0	0	0	11	27	13	2	11	.300
Mar 20	NDSU	29	3	7	2	1	0	0	8	5	0	2	2	2	1	0	0	5	27	8	0	10	.297
Mar 22	NEW MEXICO STA	38	14	15	14	2	0	2	23	5	0	6	1	0	0	0	0	6	27	6	0	5	.302
Mar 23	NEW MEXICO STA	27	2	6	2	1	0	0	7	2	0	1	0	3	1	0	1	8	27	12	2	7	.300
Mar 29	at Northwestern	31	5	8	5	0	0	1	11	5	1	2	1	2	1	1	0	3	27	11	2	8	.298
Mar 30	at Northwestern	36	9	11	9	0	0	2	17	3	1	1	2	1	0	1	0	5	27	9	1	5	.298
Mar 31	at Northwestern	37	8	8	7	3	0	0	11	7	0	0	0	2	2	1	0	6	30	6	0	11	.295
Apr 02	at Creighton	34	3	7	3	2	1	0	11	3	0	1	0	0	0	0	1	14	24	18	2	7	.291
Apr 05	OHIO STATE	30	3	7	2	0	0	0	7	4	0	4	0	1	0	0	1	11	27	9	0	8	.289
Apr 06	OHIO STATE	33	7	11	7	3	1	1	19	2	0	1	1	1	2	0	0	6	27	11	0	7	.291
Apr 07	OHIO STATE	36	3	9	3	2	0	1	14	3	0	1	0	1	0	0	1	8	27	10	1	10	.289
Apr 09	at Kansas	37	11	12	11	2	0	2	20	5	0	0	0	1	1	0	2	10	24	4	1	6	.291
Apr 12	at Rutgers	42	6	10	6	2	0	1	15	3	0	2	0	1	0	1	1	9	32	13	0	8	.289
Apr 13	at Rutgers	40	16	14	13	2	0	3	25	5	0	5	0	4	0	0	1	10	27	10	0	6	.291
Apr 14	at Rutgers	33	4	9	3	0	0	1	12	6	0	2	1	1	0	1	1	6	24	17	1	10	.290
Apr 16	CREIGHTON	31	4	6	4	2	0	1	11	5	0	0	1	0	0	1	0	5	27	7	0	6	.288
Apr 19	MARYLAND	35	6	13	5	3	0	2	22	4	0	2	0	0	1	0	2	11	27	6	2	10	.290
Apr 20	MARYLAND	32	2	7	2	1	0	1	11	5	0	0	0	0	0	1	1	7	27	10	0	9	.288
Apr 21	MARYLAND	32	16	16	14	3	1	1	24	6	0	5	0	1	1	1	0	6	21	5	0	7	.294
Apr 23	KANSAS	33	4	8	4	2	0	1	13	7	0	2	0	3	0	0	1	10	27	7	0	12	.292
Apr 26	IOWA	32	7	8	6	3	0	1	14	8	0	5	0	2	0	0	0	9	27	5	1	11	.291
Apr 27	IOWA	31	12	13	12	3	0	3	25	7	0	2	0	1	2	0	0	6	21	10	0	9	.294
Apr 28	IOWA	27	1	2	1	1	0	0	3	3	0	1	0	0	0	1	0	15	27	14	1	3	.290
Apr 30	at Creighton	36	5	9	5	2	0	2	17	5	0	0	0	1	0	0	0	12	24	7	1	10	.289
May 01	KANSAS STATE	31	8	12	7	3	1	1	20	3	0	3	2	3	2	1	0	5	27	11	1	8	.291
May 03	at Minnesota	40	10	14	8	1	0	1	18	7	0	1	1	1	1	1	0	10	27	8	1	13	.293
May 04	at Minnesota	35	7	12	6	2	0	1	17	2	0	2	0	4	2	1	1	8	27	13	0	10	.294
May 05	at Minnesota	31	2	7	2	3	0	0	10	2	0	0	1	1	1	1	0	11	24	7	0	7	.292
May 08	SDSU	35	6	12	6	1	1	1	18	8	0	2	0	2	1	1	1	11	27	6	1	14	.294
May 10	INDIANA	33	5	9	5	1	0	1	13	4	0	1	0	1	2	1	0	9	27	5	2	9	.293
May 11	INDIANA	36	5	7	5	2	0	3	18	5	1	3	0	1	0	0	0	14	30	7	0	8	.291
May 12	INDIANA	32	4	8	3	3	0	0	11	1	1	1	1	1	0	0	0	6	27	11	1	6	.290
May 16	at Michigan State	31	2	8	2	2	0	0	10	5	0	1	1	1	1	0	2	5	27	12	0	9	.290
May 17	at Michigan State	40	11	14	10	1	0	2	21	5	0	2	0	2	0	1	0	12	27	7	1	10	.291
May 18	at Michigan State	34	6	11	5	1	0	0	12	5	0	0	1	1	0	2	1	10	24	9	2	9	.292
Totals		1807	363	527	330	101	7	55	807	248	4	89	26	80	38	25	31	448	1408	494	49	451	.292



# NEBRASKA GAME-BY-GAME PITCHING

Date	Opponent	ip	h	r	er	bb	so	2b	3b	hr	wp	bk	hbp	dp	ibb	score	w-l	sv	era
Feb 16	vs Baylor	9.0	7	1	1	0	9	1	0	0	0	0	0	1	0	4-1	1-0	1	1.00
Feb 17	vs Texas Tech	9.0	11	6	6	3	9	2	0	0	1	0	0	0	0	3-6	1-1	1	3.50
Feb 18	vs Oklahoma	8.2	11	7	7	6	10	2	0	1	2	0	2	1	1	6-7	1-2	1	4.72
Feb 22	at Grand Canyon	9.0	8	2	2	3	5	2	0	0	0	0	1	2	0	7-2	2-2	1	4.04
Feb 23	at Grand Canyon	9.0	4	1	0	2	9	0	0	0	0	0	1	1	0	11-1	3-2	2	3.22
Feb 24	at Grand Canyon	8.0	11	7	4	1	5	1	1	2	0	0	1	0	0	5-7	3-3	2	3.42
Feb 25	at Grand Canyon	9.0	12	8	8	2	3	2	1	1	2	0	3	0	0	10-8	4-3	3	4.09
Feb 29	at Charleston	10.0	7	5	3	4	5	3	0	0	3	0	0	0	0	6-5	5-3	4	3.89
Mar 02	at Charleston	9.0	6	4	3	3	9	1	0	1	2	0	0	0	0	5-4	6-3	5	3.79
Mar 03	at Charleston	9.0	7	3	3	3	10	3	0	1	0	1	0	2	0	5-3	7-3	6	3.71
Mar 08	SOUTH ALABAMA	9.0	12	11	11	3	7	2	0	4	2	0	0	1	0	3-11	7-4	6	4.38
Mar 09	SOUTH ALABAMA	9.0	5	2	2	0	8	2	0	1	0	0	0	0	0	13-2	8-4	6	4.18
Mar 10	SOUTH ALABAMA	9.0	8	7	3	3	16	0	0	2	1	0	0	0	0	12-7	9-4	6	4.09
Mar 12	at Wichita State	9.0	11	6	6	1	7	1	0	1	0	0	3	2	0	8-6	10-4	7	4.23
Mar 13	at Wichita State	8.0	10	9	8	3	9	1	1	1	0	0	3	0	0	3-9	10-5	7	4.51
Mar 15	NICHOLLS	9.0	8	6	5	6	8	2	0	0	6	0	0	1	1	7-6	11-5	8	4.54
Mar 16	NICHOLLS	9.0	4	0	0	5	7	1	0	0	0	1	0	0	0	16-0	12-5	9	4.27
Mar 17	NICHOLLS	9.0	6	4	4	7	4	1	0	0	1	0	0	1	0	11-4	13-5	9	4.26
Mar 19	OMAHA	9.0	6	5	4	4	12	2	0	0	2	0	2	0	0	11-5	14-5	9	4.24
Mar 20	NDSU	9.0	6	1	1	0	13	0	1	0	1	0	1	0	0	3-1	15-5	10	4.08
Mar 22	NEW MEXICO STA	9.0	3	2	2	3	9	0	0	0	0	0	1	1	0	14-2	16-5	10	3.98
Mar 23	NEW MEXICO STA	9.0	7	1	0	5	10	3	0	0	0	0	2	0	0	2-1	17-5	11	3.80
*Mar 29	at Northwestern	9.0	8	2	2	3	4	1	0	1	0	0	3	1	0	5-2	18-5	12	3.72
*Mar 30	at Northwestern	9.0	7	5	4	3	5	3	0	0	0	0	2	0	0	9-5	19-5	12	3.73
*Mar 31	at Northwestern	10.0	8	7	7	0	13	1	0	3	0	0	0	0	0	8-7	20-5	12	3.85
Apr 02	at Creighton	8.0	11	5	4	4	7	1	0	1	1	0	1	1	1	3-5	20-6	12	3.87
*Apr 05	OHIO STATE	9.0	2	0	0	0	10	0	0	0	0	0	0	1	0	3-0	21-6	12	3.72
*Apr 06	OHIO STATE	9.0	6	3	3	3	9	0	0	1	0	0	1	2	0	7-3	22-6	13	3.70
*Apr 07	OHIO STATE	9.0	9	9	9	4	11	1	1	2	3	0	1	0	0	3-9	22-7	13	3.88
Apr 09	at Kansas	8.0	14	13	12	3	7	2	0	2	1	0	3	1	0	11-13	22-8	13	4.17
*Apr 12	at Rutgers	10.2	15	7	7	5	6	3	0	0	1	0	1	0	1	6-7	22-9	13	4.24
*Apr 13	at Rutgers	9.0	9	1	1	0	13	0	0	0	0	0	1	1	0	16-1	23-9	13	4.13
*Apr 14	at Rutgers	8.0	11	6	6	6	1	1	0	2	1	0	2	1	0	4-6	23-10	13	4.21
Apr 16	CREIGHTON	9.0	9	6	6	4	8	0	0	3	2	0	2	0	0	4-6	23-11	13	4.26
*Apr 19	MARYLAND	9.0	7	3	3	2	11	1	0	1	0	0	0	1	0	6-3	24-11	14	4.22
*Apr 20	MARYLAND	9.0	12	11	11	3	6	1	0	3	1	0	1	1	0	2-11	24-12	14	4.41
*Apr 21	MARYLAND	7.0	6	4	4	0	10	0	0	1	1	0	1	0	0	16-4	25-12	14	4.43
Apr 23	KANSAS	9.0	11	9	9	5	12	2	0	3	1	0	2	1	0	4-9	25-13	14	4.55
*Apr 26	IOWA	9.0	9	4	3	1	8	1	1	0	0	0	2	0	0	7-4	26-13	15	4.51
*Apr 27	IOWA	7.0	7	2	2	3	5	1	0	1	0	0	0	2	0	12-2	27-13	15	4.47
*Apr 28	IOWA	9.0	8	4	4	5	8	3	0	2	1	0	0	1	1	1-4	27-14	15	4.46
Apr 30	at Creighton	8.0	13	9	4	2	12	3	1	3	0	0	0	0	0	5-9	27-15	15	4.46
May 01	KANSAS STATE	9.0	0	0	0	2	12	0	0	0	0	0	0	1	0	8-0	28-15	15	4.35
*May 03	at Minnesota	9.0	11	7	6	2	10	3	0	3	0	0	1	0	0	10-7	29-15	16	4.39
*May 04	at Minnesota	9.0	9	3	3	5	7	4	0	1	2	0	0	1	0	7-3	30-15	16	4.36
*May 05	at Minnesota	8.0	5	6	6	1	6	2	0	2	1	0	1	0	0	2-6	30-16	16	4.41
May 08	SDSU	9.0	14	10	9	2	15	2	0	2	0	0	0	0	0	6-10	30-17	16	4.51
*May 10	INDIANA	9.0	11	10	4	3	7	3	0	2	1	0	2	0	1	5-10	30-18	16	4.50
*May 11	INDIANA	10.0	6	2	2	4	12	1	0	1	1	0	2	0	0	5-2	31-18	16	4.43
*May 12	INDIANA	9.0	6	2	2	2	5	0	0	2	1	0	1	0	0	4-2	32-18	16	4.38
*May 16	at Michigan State	9.0	7	1	1	2	5	3	0	0	0	0	0	1	0	2-1	33-18	17	4.32
*May 17	at Michigan State	9.0	6	3	2	3	8	1	0	0	1	0	0	1	0	11-3	34-18	17	4.27
*May 18	at Michigan State	8.0	14	11	9	3	6	5	0	0	4	0	3	0	0	6-11	34-19	17	4.37
Totals		469.1	441	263	228	152	443	81	7	57	47	2	53	31	6	363-263	34-19	17	4.37

## TEAM BATTING

Category	Number	Game
At-Bats	42	at Grand Canyon, 2/23/24
	42	at Rutgers, 4/12/24
Runs Scored	16	vs. Nicholls, 3/16/24
	16	at Rutgers, 4/13/24
	16	vs. Maryland, 4/21/24
Hits	17	at Grand Canyon, 2/23/24
Runs Batted In	16	vs. Nicholls, 3/16/24
Doubles	5	vs. South Alabama, 3/10/24
	5	vs. Nicholls, 3/17/24
Triples	2	at Grand Canyon, 2/22/24
Home Runs	4	vs. South Alabama, 3/9/24
Total Bases	31	vs. South Alabama, 3/9/24
Walks	9	vs. South Alabama, 3/10/24
	9	vs. Nicholls, 3/16/24
	9	vs. Omaha, 3/19/24
Strikeouts	15	vs. Iowa, 4/28/24
Sacrifice Hits	2	Ten Times
Stolen Bases	6	vs. New Mexico State, 3/22/24
Hit by Pitch	7	vs. Nicholls, 3/16/24

## TEAM FIELDING

Category	Number	Game
Putouts	32	at Rutgers, 4/12/24
Assists	18	at Creighton, 4/2/24
Errors	5	vs. South Alabama, 3/10/24
Passed Balls	1	Seven Times
Double Plays Turned	2	Five Times

## TEAM PITCHING

Category	Number	Game
Innings Pitched	10.2	at Rutgers, 4/12/24
Runs Allowed	13	at Kansas, 4/9/24
Earned Runs	12	at Kansas, 4/9/24
Walks Allowed	7	vs. Nicholls, 3/17/24
Strikeouts	16	vs. South Alabama, 3/10/24
Hits Allowed	15	at Rutgers, 4/12/24
Doubles Allowed	5	at Michigan State, 5/18/24
Triples Allowed	1	Seven Times
Home Runs Allowed	4	vs. South Alabama, 3/8/24
Wild Pitches	6	vs. Nicholls, 3/15/24
Hit Batters	3	Six Times

## INDIVIDUAL BATTING

Category	Number	Game
At-Bats	6	Six Times
Runs Scored	3	17 Times
Hits	4	J. Overbeek vs. Texas Tech, 2/17/24
	4	C. Evans at Wichita State, 3/12/24
Runs Batted In	5	Six Times
Doubles	2	Nine Times
Triples	1	Seven Times
Home Runs	2	J. Caron at Grand Canyon, 2/23/24
Total Bases	8	J. Caron at Grand Canyon, 2/23/24
	8	J. Caron vs. Iowa, 4/27/24
Walks	4	C. Brumbaugh vs. Nicholls, 3/15/24
	4	J. Caron vs. Indiana, 5/11/24
Strikeouts	4	R. Stokes at Wichita State, 3/12/24
	4	J. Caron vs. Kansas, 4/23/24
Sacrifice Hits	2	R. Silva at Northwestern, 3/31/24
Stolen Bases	2	10 Times
Hit by Pitch	3	R. Silva at Grand Canyon, 2/22/24

## INDIVIDUAL FIELDING

Category	Number	Game
Putouts	15	B. Columbus vs. SDSU, 5/8/24
Assists	7	R. Stokes at Northwestern, 3/29/24
Errors	2	R. Stokes vs. South Alabama, 3/10/24
	2	D. Carey vs. South Alabama, 3/10/24
Passed Balls	1	Seven Times

## INDIVIDUAL PITCHING

Category	Number	Game
Innings Pitched	9.0	B. Sears vs. Ohio State, 4/5/24
	9.0	J. Brockett vs. Kansas State, 5/1/24
Runs Allowed	7	D. Christo vs. South Alabama, 3/8/24
Earned Runs	7	D. Christo vs. South Alabama, 3/8/24
Walks Allowed	5	B. Sears vs. Nicholls, 3/16/24
Strikeouts	12	J. Brockett vs. Kansas State, 5/1/24
Hits Allowed	8	B. Sears vs. Iowa, 4/26/24
Doubles Allowed	3	W. Walsh at Charleston, 3/3/24
	3	M. McConaughy at Minnesota, 5/4/24
Triples Allowed	1	Seven Times
Home Runs Allowed	3	D. Christo vs. South Alabama, 3/8/24
Wild Pitches	3	D. Christo vs. Nicholls, 3/15/24
Hit Batters	2	Seven Times

## HITTING BY SERIES

TEAM	W-L	AVG	R	H	2B	3B	HR	RBI	BB	SO	SB-ATT	W/RISP	2OUT
Baylor	1-0	.167	4	5	2	0	1	4	5	14	1-2	.375	.250
Texas Tech	0-1	.313	3	10	0	0	0	2	4	7	1-2	.083	.364
Oklahoma	0-1	.206	6	7	1	0	0	4	4	13	3-3	.167	.231
Grand Canyon	3-1	.324	33	46	6	2	4	26	16	42	6-8	.273	.353
Charleston	3-0	.267	16	28	6	0	1	14	14	20	4-6	.294	.242
South Alabama	2-1	.374	28	40	11	0	5	28	14	13	1-2	.417	.474
Wichita State	1-1	.222	11	16	5	0	3	10	8	24	3-3	.107	.250
Nicholls	3-0	.356	34	36	7	0	4	33	19	15	5-7	.302	.214
Omaha	1-0	.265	11	9	3	0	1	10	9	11	4-5	.429	.200
North Dakota State	1-0	.241	3	7	1	0	0	2	5	5	2-4	.182	.125
New Mexico State	2-0	.323	16	21	3	0	2	16	7	14	7-8	.524	.273
Northwestern	3-0	.260	22	27	3	0	3	21	15	14	3-6	.367	.257
Creighton	0-2	.200	7	13	4	1	1	7	8	19	1-2	.176	.261
Ohio State	2-1	.273	13	27	5	1	2	12	9	25	6-7	.206	.229
Kansas	0-2	.286	15	20	4	0	3	15	12	20	2-2	.450	.393
Rutgers	1-2	.287	26	33	4	0	5	22	14	25	9-10	.286	.325
Maryland	2-1	.364	24	36	7	1	4	21	15	24	7-7	.267	.355
Iowa	2-1	.256	20	23	7	0	4	19	18	30	8-8	.250	.214
Kansas State	1-0	.387	8	12	3	1	1	7	3	5	3-5	.300	.300
Minnesota	2-1	.311	19	33	6	0	2	16	11	29	3-5	.242	.325
South Dakota State	0-1	.343	6	12	1	1	1	6	8	11	2-2	.071	.357
Indiana	2-1	.238	14	24	6	0	4	13	10	29	5-6	.188	.303
Michigan State	2-1	.314	19	33	4	0	2	17	15	27	3-5	.389	.250

## SITUATIONAL HITTING

Player	Overall AB/AVG	vs. Left AB/AVG	vs. Right AB/AVG	W/ Bases Empty	W/ Runners On Base	W/ Bases Loaded	With 2 Outs	Runners In Score Pos.	Reached Leadoff
Sanderson, Case	118/.373	33/.394	85/.365	59/.339	59/.407	3/.333	38/.421	34/.353	35/.543
Stokes, Rhett	124/.339	38/.237	86/.384	71/.352	53/.321	3/.333	39/.333	36/.306	32/.313
Brumbaugh, Cayden	130/.323	50/.380	80/.288	72/.319	58/.328	5/.000	38/.289	41/.341	56/.375
Stone, Tyler	150/.313	46/.261	104/.337	56/.232	94/.362	4/.250	48/.333	54/.278	34/.412
Caron, Josh	206/.311	77/.338	129/.295	83/.277	123/.333	11/.273	82/.341	76/.368	38/.368
Columbus, Ben	97/.309	27/.333	70/.300	50/.300	47/.319	4/.250	34/.353	34/.294	26/.423
Jesske, Will	23/.304	18/.333	5/.200	9/.222	14/.357	0/---	7/.286	9/.333	5/.200
Overbeek, Joshua	149/.282	44/.205	105/.314	75/.293	74/.270	4/.250	43/.302	56/.214	50/.400
Silva, Riley	178/.281	59/.322	119/.261	92/.261	86/.302	8/.125	42/.214	50/.300	52/.365
Hufft, Dylan	18/.278	2/.000	16/.313	8/.250	10/.300	1/.000	9/.333	7/.286	6/.500
Evans, Cole	170/.265	51/.235	119/.277	76/.276	94/.255	3/.333	68/.309	70/.271	39/.462
Carey, Dylan	199/.261	59/.305	140/.243	93/.247	106/.274	5/.400	65/.277	61/.246	47/.383
Anglim, Garrett	106/.255	30/.333	76/.224	41/.244	65/.262	5/.200	47/.149	44/.250	20/.500
Walsh, Will	32/.250	21/.190	11/.364	13/.231	19/.263	1/1.000	15/.133	13/.308	6/.333
Swansen, Gabe	60/.217	21/.143	39/.256	29/.276	31/.161	1/.000	22/.273	18/.167	12/.333
Bradford, Clay	38/.211	7/.000	31/.258	21/.238	17/.176	2/.000	8/.250	12/.083	12/.417
Buettenback, Max	6/.167	0/---	6/.167	4/.250	2/.000	0/---	4/.250	2/.000	1/.000
Hughes, Bryce	2/.000	1/.000	1/.000	1/.000	1/.000	0/---	0/---	1/.000	1/.000
Lewis, Hayden	1/.000	1/.000	0/---	1/.000	0/---	0/---	1/.000	0/---	0/---

## MULTIPLE HIT GAMES

Player	2	3	4	5+	Total
Caron, Josh	17	4	-	-	21
Carey, Dylan	12	3	-	-	15
Brumbaugh, Cayden	11	3	-	-	14
Silva, Riley	11	3	-	-	14
Sanderson, Case	10	4	-	-	14
Stokes, Rhett	3	8	-	-	11
Stone, Tyler	6	4	-	-	10
Evans, Cole	8	1	1	-	10
Columbus, Ben	8	2	-	-	10
Overbeek, Joshua	8	1	1	-	10
Anglim, Garrett	3	2	-	-	5
Swansen, Gabe	3	-	-	-	3
Jesske, Will	2	-	-	-	2
Hufft, Dylan	2	-	-	-	2
Walsh, Will	1	1	-	-	2
Bradford, Clay	1	-	-	-	1
TEAM	106	36	2	0	144

## MULTIPLE RBI GAMES

Player	2	3	4	5+	Total
Caron, Josh	7	4	1	2	14
Evans, Cole	7	2	-	1	10
Stone, Tyler	6	2	-	-	8
Carey, Dylan	4	2	-	-	6
Anglim, Garrett	5	-	-	1	6
Columbus, Ben	4	1	-	1	6
Brumbaugh, Cayden	4	2	-	-	6
Overbeek, Joshua	4	1	-	-	5
Stokes, Rhett	4	1	-	-	5
Walsh, Will	1	2	-	1	4
Silva, Riley	3	1	-	-	4
Sanderson, Case	3	1	-	-	4
Swansen, Gabe	1	1	-	-	2
Bradford, Clay	-	1	-	-	1
Jesske, Will	1	-	-	-	1
TEAM	54	21	1	6	82

## HITTING STREAKS

Player	Season Long	Current
Caron, Josh	14	2
Overbeek, Joshua	9	3
Brumbaugh, Cayden	8	2
Columbus, Ben	8	-
Stone, Tyler	8	1
Evans, Cole	6	-
Sanderson, Case	6	4
Silva, Riley	5	-
Carey, Dylan	5	2
Anglim, Garrett	4	-
Stokes, Rhett	4	-
Bradford, Clay	4	-
Walsh, Will	3	-
Swansen, Gabe	3	-
Jesske, Will	2	1
Hufft, Dylan	2	-

## REACHED BASE STREAKS

Player	Season Long	Current
Sanderson, Case	20	4
Brumbaugh, Cayden	20	9
Caron, Josh	16	6
Evans, Cole	16	16
Silva, Riley	15	3
Stone, Tyler	11	6
Overbeek, Joshua	9	3
Columbus, Ben	8	-
Carey, Dylan	7	2
Bradford, Clay	6	-
Hufft, Dylan	6	-
Anglim, Garrett	5	1
Stokes, Rhett	5	-
Walsh, Will	4	-
Swansen, Gabe	4	-
Jesske, Will	2	2
Buettenback, Max	2	-

PLAYER	TOTAL	VS.	VS.	HOME	R/N	RUNNERS ON				OUTS			TIED	GO-AHEAD
		LHP	RHP			0	1	2	3	0	1	2	GAME	
Anglim	2	0	2	1	1	1	0	1	0	1	1	0	0	0
Bradford	3	0	3	1	2	2	0	1	0	2	0	1	0	0
Buettenback	1	0	1	0	1	1	0	0	0	0	0	1	0	0
Carey	7	2	5	3	4	4	3	0	0	3	2	2	1	2
Caron	10	3	7	5	5	1	5	3	1	0	6	4	1	5
Columbus	5	2	3	3	2	2	2	1	0	1	1	3	2	0
C. Evans	5	1	4	3	2	2	1	1	1	0	3	2	0	2
Overbeek	5	1	4	4	1	4	0	1	0	2	1	2	1	2
Sanderson	2	0	2	1	1	0	2	0	0	0	1	1	0	0
Stokes	1	0	1	0	1	1	0	0	0	0	1	0	0	0
Stone	8	3	5	5	3	4	3	1	0	2	4	2	2	2
Swansen	1	0	1	1	0	0	0	1	0	1	0	0	0	0
Walsh	5	4	1	3	2	1	1	2	1	1	2	2	1	1

Pinch-Hit  
Grand Slam  
Multi-Homer Game  
Back-To-Back  
Led off the Game  
Inside-The-Park  
Walk-Off

Last: Max Buettenback at Wichita State (March 13, 2024)  
Last: Cole Evans at Kansas (April 9, 2024)  
Last: Josh Caron (2) at Grand Canyon (February 23, 2024)  
Last: Ben Columbus/Dylan Carey at Rutgers (April 13, 2024)  
Last: Brice Matthews at Creighton (May 9, 2023)  
Last: Max Buettenback at Wichita State (March 13, 2024)  
Last: Cole Evans vs. Indiana (May 11, 2024)

Season Total: 2  
Season Total: 3  
Season Total: 1  
Season Total: 1  
Season Total: 0  
Season Total: 1  
Season Total: 1

#### HR BY POSITION

C	1B	2B	3B	SS	LF	CF	RF	DH	P
12	15	1	5	7	7	1	5	2	0

#### HR BY INNING

1	2	3	4	5	6	7	8	9	10+
6	4	7	10	7	3	6	7	4	1

#### HR BY BATTING ORDER

1	2	3	4	5	6	7	8	9
3	0	5	12	5	13	8	7	2

#### CAREER HOME RUN BREAKDOWN

PLAYER	1R	2R	3R	GS	TOTAL
Swansen	6	8	6	-	20
Caron	5	7	4	1	17
Anglim	8	2	1	-	11
Carey	7	3	1	-	11
C. Evans	4	2	2	1	9
Stone*	4	4	1	-	9
Walsh	1	3	2	1	7
Overbeek^	5	-	1	-	6
Columbus	2	2	1	-	5
Bradford	2	-	1	-	3
Sanderson	-	2	-	-	2
Buettenback	1	-	-	-	1
Stokes	1	-	-	-	1

\* - Includes solo home run with Gonzaga in 2021.

^ - Includes solo home run with Pitt in 2022.

#### HOME RUN TRACKER

#	PLAYER	OPPONENT (DATE)
1	Anglim (1)	vs. Baylor (2/16)
2	Stone (1)	at Grand Canyon (2/22)
3	Caron (1)	at Grand Canyon (2/23)
4	Caron (2)	at Grand Canyon (2/23)
5	Caron (3)	at Grand Canyon (2/24)
6	Stone (2)	at Charleston (3/3)
7	Caron (4)	South Alabama (3/9)
8	Stone (3)	South Alabama (3/9)
9	C. Evans (1)	South Alabama (3/9)
10	Bradford (1)	South Alabama (3/9)
11	Carey (1)	South Alabama (3/10)
12	Stone (4)	at Wichita State (3/12)
13	Bradford (2)	at Wichita State (3/13)
14	Buettenback (1)	at Wichita State (3/13)
15	Caron (5)	Nicholls (3/15)
16	Walsh (1)	Nicholls (3/16)
17	Swansen (1)	Nicholls (3/16)
18	Walsh (2)	Nicholls (3/17)
19	Walsh (3)	Omaha (3/19)
20	Overbeek (1)	New Mexico State (3/22)
21	Anglim (2)	New Mexico State (3/22)
22	Walsh (4)	at Northwestern (3/29)
23	C. Evans (2)	at Northwestern (3/30)
24	Caron (6)	at Northwestern (3/30)
25	Carey (2)	Ohio State (4/6)
26	Sanderson (1)	Ohio State (4/7)
27	Columbus (1)	at Kansas (4/9)
28	C. Evans (3)	at Kansas (4/9)
29	Walsh (5)	at Rutgers (4/12)
30	Sanderson (2)	at Rutgers (4/13)
31	Columbus (2)	at Rutgers (4/13)
32	Carey (3)	at Rutgers (4/13)
33	Carey (4)	at Rutgers (4/14)
34	Caron (7)	Creighton (4/16)
35	Overbeek (2)	Maryland (4/19)
36	Columbus (3)	Maryland (4/19)
37	Columbus (4)	Maryland (4/20)
38	Stone (5)	Maryland (4/21)
39	Stone (6)	Kansas (4/23)
40	Stone (7)	Iowa (4/26)
41	Caron (8)	Iowa (4/27)
42	C. Evans (4)	Iowa (4/27)
43	Overbeek (3)	Iowa (4/28)
44	Bradford (3)	at Creighton (4/30)
45	Stokes (1)	at Creighton (4/30)
46	Columbus (5)	Kansas State (5/1)
47	Carey (5)	at Minnesota (5/3)
48	Overbeek (4)	at Minnesota (5/4)
49	Overbeek (5)	South Dakota St. (5/8)
50	Caron (9)	Indiana (5/10)
51	Stone (8)	Indiana (5/11)
52	Carey (6)	Indiana (5/11)
53	C. Evans (5)	Indiana (5/11)
54	Caron (10)	at Michigan State (5/17)
55	Carey (7)	at Michigan State (5/17)



## WHERE NEBRASKA RANKS

Through May 18

Category	Value	B1G	NCAA
Walks	248	8th	131st
Batting Average	.292	7th	85th
Double Plays	31	12th	191st
Double Plays/Game	0.58	12th	206th
Doubles	101	6th	105th
Doubles/Game	1.91	9th	113th
Earned Run Average	4.37	1st	23rd
Fielding Pct.	.975	7th	68th
Hit Batters	53	10th	245th
Hit By Pitch	80	6th	87th
Hits	527	5th	86th
Home Runs	55	9th	155th
Home Runs/Game	1.04	10th	166th
On-Base Pct.	.396	8th	88th
Runs	363	10th	139th
Sac Bunts	28	2nd	27th
Scoring	6.8	9th	142nd
Slugging Pct.	.447	10th	142nd
Stolen Bases	89	1st	37th
Triples	7	6th	203rd
Triples/Game	0.13	9th	217th
WHIP	1.26	1st	7th

## ACTIVE CAREER LEADERS

Games Played.....	Garrett Anglim - 126
Games Started.....	Josh Caron - 120
At-Bats.....	Josh Caron - 464
Runs.....	Josh Caron - 80
Hits.....	Josh Caron - 124
Doubles.....	Josh Caron - 28
Triples.....	Garrett Anglim - 5
Home Runs.....	Gabe Swansen - 20
Runs Batted In.....	Josh Caron - 90
Walks.....	Josh Caron - 50
Times Hit By Pitch.....	Garrett Anglim - 26
Stolen Bases.....	Riley Silva - 31
Pitching Appearances.....	Kyle Perry - 66
Wins.....	Brett Sears - 11
Games Started.....	Brett Sears - 24
Complete Games.....	Brett Sears - 2
Shutouts.....	Brett Sears - 2
Saves.....	Kyle Froehlich - 7
Innings Pitched.....	Bobby Olsen - 119.2
Strikeouts.....	Kyle Perry - 119

## GAMES STARTED (POSITION PLAYERS)

Player	'20	'21	'22	'23	'24	Total
Caron	-	-	22	48	50	120
Carey	-	-	-	53	52	105
Anglim	-	-	45	28	26	99
C. Evans	1	-	-	40	46	87
Swansen	-	-	9	49	16	74
Columbus	-	-	-	34	27	61
Silva	-	-	-	-	52	52
Stone	-	-	11	-	38	49
Overbeek	-	-	6	-	40	46
Stokes	-	-	-	-	36	36
Brumbaugh	-	-	2	-	33	35
Sanderson	-	-	-	-	34	34
Walsh	-	-	-	9	9	18
Bradford	-	-	-	-	9	9
Hufft	-	-	-	-	5	5
Jesske	-	-	-	-	3	3
Buettenback	-	-	-	-	1	1

## GAME-WINNING PLAYS

Date	Opponent	Play	Inn.	Final
2/16	vs. Baylor	Carey RBI Double	8th	4-1
2/22	at Grand Canyon	Stone 2-Run HR	4th	7-2
2/23	at Grand Canyon	Caron 2-Run HR	1st	11-1
2/25	at Grand Canyon	Stone on Passed Ball	8th	10-8
2/29	at Charleston	C. Evans RBI Fielder's Choice	10th	6-5
3/2	at Charleston	Stone Sacrifice Fly	9th	5-4
3/3	at Charleston	Silva Single & Error	9th	5-3
3/9	South Alabama	Caron 2-Run HR	3rd	13-2
3/10	South Alabama	C. Evans 2-RBI Double	6th	12-7
3/12	at Wichita State	Columbus Walk	4th	8-6
3/15	Nicholls	Caron 2-RBI Single	7th	7-6
3/16	Nicholls	Anglim Hit by Pitch	1st	16-0
3/17	Nicholls	Stokes RBI Double	6th	11-4
3/19	Omaha	Walsh Solo HR	5th	11-5
3/20	North Dakota State	Anglim RBI Single	3rd	3-1
3/22	New Mexico State	Brumbaugh 2-RBI Single	3rd	14-2
3/23	New Mexico State	Sanderson RBI Single	7th	2-1
3/29	at Northwestern	C. Evans Sacrifice Fly	7th	5-2
3/30	at Northwestern	Caron Grand Slam	2nd	9-5
3/31	at Northwestern	C. Evans Sacrifice Fly	10th	8-7
4/5	Ohio State	Caron Ground into Double Play	1st	3-0
4/6	Ohio State	Silva RBI Double	5th	7-3
4/13	at Rutgers	C. Evans 2-RBI Single	3rd	16-1
4/19	Maryland	Brumbaugh 2-RBI Double	4th	6-3
4/21	Maryland	Silva RBI Single	2nd	16-4
4/26	Iowa	C. Evans RBI Double	7th	7-4
4/27	Iowa	Stokes 2-RBI Single	4th	12-2 (7)
5/1	Kansas State	Silva Wild Pitch	1st	8-0
5/3	at Minnesota	Carey 2-Run HR	7th	10-7
5/4	at Minnesota	Overbeek 3-Run HR	8th	7-3
5/11	Indiana	C. Evans 3-Run HR	10th	5-2 (10)
5/12	Indiana	C. Evans RBI Double	6th	4-2
5/16	at Michigan State	Columbus RBI Single	4th	2-1
5/17	at Michigan State	Silva Wild Pitch	2nd	11-3

## BIG INNINGS (FOUR OR MORE RUNS)

Date	Opponent	Inn.	Batters	R	H	E	Result
2/25	at Grand Canyon	3rd	10	6	4	2	W, 10-8
2/29	at Charleston	9th	9	4	2	1	W, 6-5 (10)
3/10	South Alabama	5th	8	4	4	0	W, 12-7
3/10	South Alabama	6th	10	6	6	0	W, 12-7
3/12	at Wichita State	3rd	8	4	5	0	W, 8-6
3/16	Nicholls	1st	8	5	1	0	W, 16-0
3/16	Nicholls	3rd	10	5	5	1	W, 16-0
3/16	Nicholls	5th	8	4	2	1	W, 16-0
3/17	Nicholls	4th	7	4	4	2	W, 11-4
3/17	Nicholls	6th	10	5	5	0	W, 11-4
3/22	New Mexico State	3rd	9	5	5	0	W, 14-2
3/22	New Mexico State	8th	8	5	3	0	W, 14-2
3/30	at Northwestern	2nd	10	7	5	0	W, 9-5
3/31	at Northwestern	4th	10	5	1	2	W, 8-7 (10)
4/6	Ohio State	5th	11	6	7	1	W, 7-3
4/9	at Kansas	3rd	7	4	4	0	L, 13-11
4/9	at Kansas	6th	8	5	2	1	L, 13-11
4/13	at Rutgers	3rd	8	5	3	1	W, 16-1
4/13	at Rutgers	8th	8	5	4	0	W, 16-1
4/19	Maryland	4th	9	4	4	0	W, 6-3
4/21	Maryland	4th	10	5	7	2	W, 16-4
4/21	Maryland	6th	10	5	2	1	W, 16-4
4/27	Iowa	5th	8	4	3	0	W, 12-2 (7)
5/1	Kansas State	5th	7	4	3	0	W, 8-0
5/3	at Minnesota	5th	10	4	3	3	W, 10-7
5/4	at Minnesota	8th	8	4	2	0	W, 7-3
5/17	at Michigan State	8th	9	4	3	0	W, 11-3
5/18	at Michigan State	6th	7	4	4	0	L, 11-6

## RUNS BY INNING

	1	2	3	4	5	6	7	8	9	EX	TOTAL
Nebraska	28	26	52	54	45	52	33	43	25	5	363
Opponents	46	28	28	20	20	35	24	23	38	1	263

## RECORD WHEN TEAM SCORES

Runs	0	1	2	3	4	5	6	7	8	9	10+
W-L	0-0	0-1	2-2	2-5	2-3	4-3	2-4	5-0	3-0	1-0	13-1

## RECORD WHEN OPPONENT SCORES

Runs	0	1	2	3	4	5	6	7	8	9	10+
W-L	3-0	6-0	7-0	5-0	4-1	3-1	2-4	3-3	1-0	0-4	0-6

## RECORD WHEN LEADING AFTER

Inn.	1	2	3	4	5	6	7	8
W-L	9-4	13-4	18-3	24-2	23-2	25-4	27-5	27-5

## RECORD WHEN TRAILING AFTER

Inn.	1	2	3	4	5	6	7	8
W-L	10-9	9-13	9-14	7-14	4-14	2-14	2-13	3-13

## RECORD WHEN TIED AFTER

Inn.	1	2	3	4	5	6	7	8
W-L	15-6	12-2	7-2	3-3	7-3	7-1	3-1	2-1

## STARTERS

Pitcher	Starts	QS	IP/Start	#P/Start	Run Support	Support/Start	Team Record
Brockett	4	1	4.2	64	12	3.0	2-2
Christo	9	2	4.0	68	24	2.7	5-4
Clark	3	0	2.2	52	10	3.3	1-2
Harrahill	1	0	1.0	36	0	0.0	0-1
Horn	4	0	1.2	42	4	1.0	2-2
McConnaughey	9	3	5.1	81	52	5.8	8-1
Sears	14	11	6.1	95	82	5.9	12-2
Walsh	9	2	4.1	67	29	3.2	4-5

## STAFF BY SERIES

Opponent	W-L/S	ERA	IP	H	ER	BB	SO
Baylor	1-0/1	1.00	9.0	7	1	0	9
Texas Tech	0-1/0	6.00	9.0	11	6	3	9
Oklahoma	0-1/0	7.27	8.2	11	7	6	10
Grand Canyon	3-1/2	3.60	35.0	35	14	8	22
Charleston	3-0/3	2.89	28.0	20	9	10	24
South Alabama	2-1/0	5.33	27.0	25	16	6	31
Wichita State	1-1/1	7.41	17.0	21	14	4	16
Nicholls	3-0/2	3.00	27.0	18	9	18	19
Omaha	1-0/0	4.00	9.0	6	4	4	12
North Dakota St.	1-0/0	1.00	9.0	6	1	0	13
New Mexico State	2-0/1	1.00	18.0	10	2	8	19
Northwestern	3-0/1	4.18	28.0	23	13	6	22
Creighton	0-2/0	5.29	17.0	20	10	8	15
Ohio State	2-1/1	4.00	27.0	17	12	7	30
Kansas	0-2/0	11.12	17.0	25	21	8	19
Rutgers	1-2/0	4.55	27.2	35	14	11	20
Maryland	2-1/1	6.48	25.0	25	18	5	27
Iowa	2-1/1	3.24	25.0	24	9	9	21
Kansas State	1-0/0	0.00	9.0	0	0	2	12
Minnesota	2-1/1	5.19	26.0	25	15	8	23
South Dakota St.	0-1/0	9.00	9.0	14	9	2	15
Indiana	2-1/0	2.57	28.0	23	8	9	24
Michigan State	2-1/1	4.15	26.0	27	12	19	8

## MISCELLANEOUS STATS

Pitcher	K/9	WHIP	SV/OPP	FO/GO
Borst	10.9	1.86	0/0	13/8
Brockett	7.8	1.23	0/0	19/31
Christo	7.6	1.39	0/0	59/40
Clark	9.6	1.57	1/1	22/34
Cleavinger	13.5	1.12	0/0	4/3
Daiss	7.0	1.45	5/8	21/23
Frahm	6.8	1.88	0/0	6/0
Froehlich	8.8	1.42	0/1	19/16
Harrahill	18.0	5.00	0/0	1/0
Horn	6.4	2.07	1/1	21/20
Lewis	27.0	6.0	0/0	0/0
McConnaughey	10.3	1.31	0/0	46/57
Olsen	9.0	2.12	0/0	7/7
Perry	8.8	1.36	3/3	13/22
Sanders	6.1	1.20	2/3	10/18
Sears	8.5	0.90	0/0	106/71
Timmerman	9.2	2.30	1/1	11/16
Walsh	6.9	1.57	0/0	52/53
Worthley	8.5	1.08	4/4	34/26

## STARTER/BULLPEN SPLITS

	W/L/S	ERA	IP	H	R	ER	K/B
Starter	19/10	3.87	253.1	229	128	109	238/64
Bullpen	15/9/17	4.96	216.0	212	135	119	205/88
<b>TOTAL</b>	<b>34/19/17</b>	<b>4.37</b>	<b>469.1</b>	<b>441</b>	<b>263</b>	<b>228</b>	<b>443/152</b>

## STARTER/BULLPEN SPLITS - BIG TEN

	W/L/S	ERA	IP	H	R	ER	K/B
Starter	10/5	4.01	125.2	119	61	58	109/32
Bullpen	6/3/6	4.66	87.0	80	52	45	77/31
<b>TOTAL</b>	<b>16/8/6</b>	<b>4.27</b>	<b>212.2</b>	<b>199</b>	<b>113</b>	<b>101</b>	<b>186/63</b>

## STARTERS BY LOCATION

	W/L	ERA	IP	H	R	ER	K/B
Home	11/5	3.43	133.2	99	58	51	142/35
Away	8/5	4.50	106.0	117	65	53	82/26
Neutral	0/0	3.29	13.2	13	5	5	14/3
<b>TOTAL</b>	<b>19/10</b>	<b>3.87</b>	<b>253.1</b>	<b>229</b>	<b>128</b>	<b>109</b>	<b>238/64</b>

## RELIEVERS BY LOCATION

	W/L/S	ERA	IP	H	R	ER	K/B
Home	7/3/7	4.81	97.1	89	60	52	101/44
Away	7/4/9	4.94	105.2	107	66	58	90/38
Neutral	1/2/1	6.23	13.0	16	9	9	14/6
<b>TOTAL</b>	<b>15/9/17</b>	<b>4.96</b>	<b>216.0</b>	<b>212</b>	<b>135</b>	<b>119</b>	<b>205/88</b>

## STARTERS BY MONTH

	W/L	ERA	IP	H	R	ER	K/B
February	2/0	3.20	39.1	38	17	14	31/7
March	7/2	3.59	85.1	64	40	34	82/23
April	6/6	5.27	70.0	80	47	41	72/20
May	4/2	3.07	58.2	47	24	20	53/14
<b>TOTAL</b>	<b>19/10</b>	<b>3.87</b>	<b>253.1</b>	<b>229</b>	<b>128</b>	<b>109</b>	<b>238/64</b>

## RELIEVERS BY MONTH

	W/L/S	ERA	IP	H	R	ER	K/B
February	3/3/4	4.73	32.1	33	20	17	24/14
March	8/0/8	4.12	67.2	58	35	31	69/29
April	1/4/3	5.52	76.2	79	49	47	72/30
May	3/2/2	5.49	39.1	42	31	24	40/15
<b>TOTAL</b>	<b>15/9/17</b>	<b>4.96</b>	<b>216.0</b>	<b>212</b>	<b>135</b>	<b>119</b>	<b>205/88</b>

## #8 EVAN BORST

Date	Opponent	S/R	W/L/S	IP	H	HR	R-ER	BB-K
2/18/24	vs. Oklahoma	R	-	1.1	0	0	0-0	0-1
2/24/24	at Grand Canyon	R	-	1.1	1	0	1-1	1-1
2/29/24	at Charleston	R	W	1.0	1	0	0-0	1-1
3/12/24	at Wichita State	R	-	1.2	1	0	2-2	0-4
3/15/24	Nicholls	R	W	0.2	0	0	1-1	2-1
3/19/24	Omaha	R	-	1.0	0	0	1-0	1-1
3/23/24	New Mexico State	R	-	0.2	0	0	0-0	1-1
3/29/24	at Northwestern	R	-	0.0	0	0	0-0	1-0
4/9/24	at Kansas	R	-	1.0	0	0	0-0	0-1
4/12/24	at Rutgers	R	-	1.0	1	0	0-0	1-0
4/14/24	at Rutgers	R	-	0.0	0	0	0-0	1-0
4/23/24	Kansas	R	-	1.0	1	0	2-2	0-0
4/28/24	Iowa	R	-	1.0	1	0	0-0	1-3
5/8/24	South Dakota State	R	-	0.1	1	0	0-0	0-1
5/18/24	at Michigan State	R	-	0.1	1	0	3-2	1-0

## #17 HAYDEN LEWIS

Date	Opponent	S/R	W/L/S	IP	H	HR	R-ER	BB-K
3/8/24	South Alabama	R	-	0.1	1	0	0-0	1-1

## #19 KYLE PERRY

Date	Opponent	S/R	W/L/S	IP	H	HR	R-ER	BB-K
2/16/19	at UC Riverside (DH 2)	R	-	0.1	0	0	0-0	1-1
2/22/19	vs. Oregon St. (DH 2)	S	-	1.1	3	1	3-3	3-2
3/20/19	Air Force	S	W	4.0	6	0	1-1	1-9
3/26/19	at Creighton	S	-	3.2	3	0	1-1	1-4
4/2/19	at Kansas State	S	W	7.0	3	0	0-0	1-3
4/9/19	Creighton	S	L	2.1	4	1	5-5	1-4
4/17/19	at Omaha	S	-	0.2	1	0	3-3	4-1
4/23/19	at Creighton	R	-	0.0	0	0	0-0	1-0
4/26/19	Illinois	R	-	2.2	6	0	2-2	1-1
5/25/19	vs. Michigan (2)	S	-	3.1	2	0	1-1	3-2
6/2/19	vs. UConn	R	-	1.0	1	0	0-0	1-2

2/16/20	at Baylor	R	-	2.1	0	0	0-0	0-1
2/23/20	vs. Arizona	R	-	2.1	0	0	0-0	0-1
2/29/20	at Arizona State	R	-	4.0	5	0	5-5	2-2
3/6/20	Columbia	S	W	5.0	2	1	1-1	0-7

5/10/21	at Rutgers	S	-	1.0	3	0	2-2	0-1
5/23/21	vs. Ohio State	S	W	2.0	1	0	0-0	0-3
5/29/21	Michigan (DH2)	S	W	3.0	0	0	0-0	1-4
6/6/21	at Arkansas	S	-	4.1	3	0	3-2	3-7

2/18/22	at Sam Houston	S	-	1.1	2	0	5-5	5-2
2/25/22	vs. TCU	S	L	4.1	4	1	3-3	3-8
3/4/22	at UT Arlington	S	-	5.0	5	0	0-0	0-4
3/13/22	at Omaha	R	L	3.1	3	0	1-1	1-3
3/18/22	Texas A&M-CC	S	-	0.2	2	1	2-2	1-0

2/19/23	at San Diego	R	-	1.2	1	0	2-2	1-1
2/24/23	at South Alabama	R	S	1.0	0	0	0-0	0-0
3/5/23	vs. Ole Miss	R	-	2.0	1	0	2-1	1-2
3/14/23	Omaha	R	-	1.0	2	1	2-2	0-1
3/19/23	vs. Nicholls	R	-	2.2	3	1	1-1	0-1
3/25/23	Illinois	R	-	1.0	2	0	1-1	0-1
4/8/23	at Michigan	R	-	1.0	0	0	0-0	0-2
4/14/23	Northwestern	R	-	2.1	1	0	0-0	0-4
4/18/23	Creighton	S	-	3.0	2	1	2-2	2-2
4/23/23	at Iowa	R	-	3.0	4	1	3-3	0-1
4/26/23	South Dakota State	R	-	1.0	1	0	1-1	1-0
4/29/23	Minnesota	R	-	1.0	0	0	0-0	0-3
5/3/23	North Dakota State	S	L	1.0	5	1	5-3	1-0
5/9/23	at Creighton	R	W	4.1	2	0	1-1	3-4
5/14/23	Penn State	R	S	1.2	0	0	0-0	0-1
5/18/23	at Purdue	R	-	0.2	1	0	0-0	0-1
5/20/23	at Purdue	R	S	1.0	2	0	1-0	0-2
5/24/23	vs. Rutgers	R	-	0.1	2	0	1-1	1-0
5/27/23	vs. Maryland	R	-	1.2	2	1	1-1	1-3

2/16/24	vs. Baylor	R	-	1.0	1	0	0-0	0-1
---------	------------	---	---	-----	---	---	-----	-----

2/18/24	vs. Oklahoma	R	-	0.2	3	1	2-2	0-2
2/24/24	at Grand Canyon	R	-	0.2	0	0	0-0	0-0
2/25/24	at Grand Canyon	R	S	0.2	1	0	0-0	0-0
2/29/24	at Charleston	R	-	0.2	0	0	0-0	0-0
3/3/24	at Charleston	R	S	0.2	0	0	0-0	0-2
3/10/24	South Alabama	R	-	0.2	1	1	1-1	0-1
3/15/24	Nicholls	R	-	0.1	1	0	0-0	0-0
3/19/24	Omaha	R	-	0.1	0	0	0-0	0-0
3/23/24	New Mexico State	R	S	0.1	0	0	0-0	0-1
3/29/24	at Northwestern	R	-	1.1	1	0	0-0	0-0
3/31/24	at Northwestern	R	W	2.1	0	0	0-0	0-3
4/2/24	at Creighton	R	-	0.1	0	0	0-0	0-0
4/7/24	Ohio State	R	-	2.0	2	0	1-1	0-2
4/12/24	at Rutgers	R	-	0.1	2	0	2-2	1-0
4/16/24	Creighton	R	L	0.1	2	0	3-3	1-0
4/21/24	Maryland	R	-	1.0	0	0	0-0	0-1
4/23/24	Kansas	R	-	1.0	2	0	0-0	0-0
4/28/24	Iowa	R	-	0.2	1	0	0-0	0-1
5/5/24	at Minnesota	R	-	1.0	0	0	0-0	0-0
5/8/24	South Dakota State	R	-	0.2	0	0	0-0	0-2
5/10/24	Indiana	R	L	0.1	3	0	3-2	0-0
5/18/24	at Michigan State	R	-	1.0	2	0	0-0	0-2

## #20 TY HORN

Date	Opponent	S/R	W/L/S	IP	H	HR	R-ER	BB-K
2/17/24	vs. Texas Tech	R	-	1.2	1	0	0-0	0-2
2/23/24	at Grand Canyon	R	S	3.0	2	0	1-0	1-2
3/2/24	at Charleston	R	W	2.0	3	0	2-1	2-1
3/10/24	South Alabama	S	-	3.0	3	1	6-2	1-4
3/17/24	Nicholls	S	-	2.0	2	0	3-3	3-0
4/2/24	at Creighton	R	-	1.1	3	0	1-1	0-0
4/9/24	at Kansas	S	-	1.2	4	1	5-5	1-2
4/13/24	at Rutgers	R	-	1.0	2	0	1-1	0-1
4/16/24	Creighton	R	-	1.0	0	0	0-0	0-0
4/20/24	Maryland	R	-	1.0	2	0	0-0	0-0
4/30/24	at Creighton	S	L	0.2	6	1	6-1	0-1

## #24 CALEB CLARK

Date	Opponent	S/R	W/L/S	IP	H	HR	R-ER	BB-K
2/19/23	at San Diego	S	-	4.1	3	1	5-5	2-1
2/26/23	at South Alabama	S	-	3.0	7	1	3-3	2-1
3/4/23	vs. Hawaii	S	L	0.2	5	0	8-8	1-1
3/8/23	Northern Colorado	R	W	2.1	1	0	0-0	0-4
3/14/23	Omaha	R	-	0.0	2	0	4-4	2-0
4/4/23	at Kansas State	S	-	2.0	3	0	1-1	2-2
4/11/23	Omaha	S	-	2.0	5	1	4-3	1-1
4/16/23	Northwestern	R	-	1.0	2	1	1-1	1-0
5/7/23	at Maryland	R	-	1.2	2	0	0-0	0-4

2/18/24	vs. Oklahoma	S	-	2.2	3	0	1-1	3-3
2/25/24	at Grand Canyon	S	-	4.0	6	0	4-4	1-2
3/3/24	at Charleston	R	-	0.2	0	0	0-0	0-1
3/8/24	vs. South Alabama	R	-	1.0	1	0	0-0	1-2
3/13/24	at Wichita State	R	-	0.2	3	1	5-5	2-0
4/2/24	at Creighton	R	-	0.0	0	0	2-1	0-0
4/13/24	at Rutgers	R	-	1.0	1	0	0-0	0-3
4/16/24	Creighton	S	-	2.0	0	0	0-0	1-4
4/20/24	Maryland	R	-	3.1	3	1	4-4	2-2
4/23/24	Kansas	R	-	1.0	1	1	1-1	0-2
4/26/24	Iowa	R	-	1.2	1	0	0-0	1-1
4/30/24	at Creighton	R	-	3.0	2	0	0-0	0-3
5/4/24	at Minnesota	R	-	2.2	2	1	2-2	2-2
5/8/24	South Dakota State	R	-	1.1	1	0	1-1	1-4
5/11/24	Indiana	R	W	2.2	1	0	0-0	1-2
5/16/24	at Michigan State	R	S	2.1	1	0	0-0	1-1

## #25 DREW CHRISTO

Date	Opponent	S/R	W/L/S	IP	H	HR	R-ER	BB-K
2/19/22	at Sam Houston	R	-	0.0	1	1	2-2	0-0
3/16/22	New Mexico State	S	-	0.2	1	0	0-0	3-0
3/20/22	Texas A&M-CC	R	-	1.0	2	1	2-0	0-2
4/6/22	at Omaha	S	L	2.0	4	0	3-3	1-1
4/10/22	Rutgers	R	-	1.2	2	1	5-0	1-2

2/20/23	at San Diego	R	-	1.0	0	0	3-1	2-1
3/4/23	vs. Hawaii	R	-	1.0	1	0	0-0	0-2
3/8/23	Northern Colorado	R	-	1.2	3	0	2-2	2-1
3/14/23	Omaha	R	-	1.0	0	0	0-0	0-1
4/11/23	Omaha	R	-	1.0	0	0	0-0	0-0
4/15/23	Northwestern	R	-	1.0	0	0	0-0	1-1
4/21/23	at Iowa	R	-	1.1	0	0	0-0	1-1
4/25/23	at Omaha	R	W	4.0	4	0	1-1	0-8
5/3/23	North Dakota State	R	-	2.0	1	0	1-0	1-3
5/7/23	at Maryland	R	L	0.2	1	1	2-2	1-0
5/19/23	at Purdue	R	-	2.0	1	0	0-0	0-0

2/18/24	vs. Oklahoma	R	-	2.0	2	0	2-2	2-2
2/22/24	at Grand Canyon	S	W	6.0	7	0	1-1	1-4
2/29/24	at Charleston	S	-	6.2	4	0	3-2	1-2
3/8/24	South Alabama	S	L	4.1	7	3	7-7	0-4
3/15/24	Nicholls	S	-	5.0	4	0	2-1	0-4
3/23/24	New Mexico State	S	-	4.1	3	0	0-0	3-4
3/30/24	at Northwestern	S	-	4.2	2	0	2-2	3-3
4/7/24	Ohio State	S	L	2.1	2	1	4-4	0-4
4/14/24	at Rutgers	S	-	2.0	2	0	1-1	3-1
4/23/24	Kansas	S	L	2.0	4	1	4-4	2-5
4/30/24	at Creighton	R	-	1.0	1	0	0-0	1-2
5/5/24	at Minnesota	R	-	2.0	0	0	2-2	1-4
5/12/24	Indiana	R	W	4.0	2	0	0-0	0-2
5/18/24	at Michigan State	R	-	2.0	2	0	2-2	0-0

## #26 KYLE FROEHLICH

Date	Opponent	S/R	W/L/S	IP	H	HR	R-ER	BB-K
2/18/23	at UAB	R	-	1.2	0	0	0-0	0-2
2/21/23	LSU-Alexandria	R	W	2.0	2	0	0-0	0-2
2/25/23	vs. New Mexico State	R	S	0.2	0	0	0-0	0-2
3/4/23	UT Arlington	R	W	2.2	4	1	2-2	0-3
3/8/23	at UL-Monroe	R	S	2.0	2	0	0-0	0-2
3/12/23	Alabama A&M	R	S	0.2	0	0	0-0	0-2
3/14/23	UL-Monroe	R	-	1.0	0	0	0-0	0-0
3/19/23	Little Rock	R	-	2.0	1	0	0-0	0-2
3/26/23	at Oregon	R	-	2.0	0	0	1-0	1-2
3/31/23	at New Orleans	R	S	1.0	0	0	0-0	0-1
4/4/23	Louisiana Tech	R	-	2.0	2	0	3-3	2-4
4/8/23	Lamar	R	W	3.2	4	0	2-2	2-0
4/14/23	at Houston Christian	R	L	1.0	2	0	1-1	0-2
4/23/23	Incarinate Word	R	-	1.0	0	0	0-0	1-0
4/28/23	Nicholls	R	S	1.0	1	0	0-0	0-1
4/29/23	Nicholls	R	S	1.0	0	0	0-0	0-2
5/2/23	at Louisiana Tech	R	W	2.0	2	1	1-1	0-3
5/7/23	at Texas A&M-CC	R	-	1.0	2	0	1-0	0-0
5/12/23	McNeese	R	S	1.0	1	0	0-0	0-1
5/14/23	McNeese	R	-	2.0	2	0	0-0	0-1
5/18/23	at Southeastern La.	R	L	0.2	2	0	1-0	0-0
5/20/23	at Southeastern La.	R	L	1.1	4	0	2-2	0-0
5/26/23	vs. New Orleans	R	-	3.1	4	0	0-0	1-3

2/18/24	vs. Oklahoma	R	-	1.0	0	0	0-0	0-1
3/9/24	South Alabama	R	-	1.0	1	0	0-0	0-1
3/13/24	at Wichita State	R	-	1.0	0	0	0-0	0-0
3/17/24	Nicholls	R	-	2.0	1	0	0-0	1-1
3/20/24	North Dakota State	R	-	1.2	2	0	1-1	0-2
3/23/24	New Mexico State	R	-	1.0	1	0	0-0	0-1
3/31/24	at Northwestern	R	-	0.1	2	1	2-2	0-1
4/9/24	at Kansas	R	L	0.1	2	0	2-2	0-0
4/16/24	Creighton	R	-	2.0	3	1	1-1	0-2
4/21/24	Maryland	R	-	0.2	0	0	0-0	0-2
4/23/24	Kansas	R	-	0.2	0	0	0-0	0-1
4/26/24	Iowa	R	W	2.0	0	0	0-0	0-1
4/28/24	Iowa	R	-	0.1	0	0	0-0	1-0
4/30/24	at Creighton	R	-	0.2	2	1	1-1	1-2
5/5/24	at Minnesota	R	-	1.2	1	1	1-1	0-1
5/8/24	South Dakota State	R	-	0.2	3	0	0-0	0-1
5/10/24	Indiana	R	-	0.1	2	0	4-2	2-0
5/17/24	at Michigan State	R	-	1.0	0	0	0-0	0-1

## #28 BOBBY OLSEN

Date	Opponent	S/R	W/L/S	IP	H	HR	R-ER	BB-K
2/22/20	at Wofford	S	L	2.1	3	0	6-6	4-0
2/29/20	at Wake Forest	R	-	1.0	1	0	0-0	0-1
3/7/20	at Kennesaw State	R	-	3.0	3	0	3-2	3-2
2/25/22	at Memphis	R	-	4.0	2	0	2-2	2-3
3/4/22	at USF	R	-	1.1	1	0	0-0	0-2
3/6/22	at USF	R	-	4.1	3	0	1-1	1-2
3/11/22	at Gardner-Webb	S	-	6.1	7	0	5-3	2-8
3/20/22	Holy Cross	S	-	6.0	4	0	1-1	3-7
3/26/22	at Dartmouth	S	L	7.0	8	1	5-3	0-5
4/2/22	at Harvard	S	L	0.2	11	0	11-11	1-1
4/5/22	Holy Cross	S	-	3.0	0	0	0-0	1-1
4/9/22	Columbia	S	-	6.0	6	0	3-3	2-3
4/16/22	at Yale	S	-	6.2	6	1	2-2	1-2
4/23/22	at Penn	S	L	4.0	7	1	5-5	2-2
4/30/22	Princeton	S	-	5.0	6	1	5-4	2-6
5/7/22	Cornell	S	L	4.1	7	1	3-3	2-6
2/25/23	Georgia State	S	L	3.2	4	1	4-4	6-2
3/5/23	at New Orleans	R	-	3.0	3	1	2-1	1-2
3/11/23	vs. Penn State	S	W	5.0	3	0	1-1	2-4
3/18/23	Bryant	S	W	6.0	5	0	2-2	4-6
3/26/23	at Columbia	S	L	4.0	8	1	6-4	1-6
4/2/23	Yale	S	L	1.1	2	0	5-5	4-2
4/8/23	at Cornell	R	W	4.1	5	0	1-1	2-7
4/15/23	Penn	R	-	6.2	5	2	2-2	1-11
4/22/23	Harvard	R	-	2.0	2	0	1-1	1-3
4/29/23	Dartmouth	S	L	6.2	3	0	2-2	2-6
5/6/23	at Princeton	R	S	2.0	1	0	0-0	1-3
5/7/23	at Princeton	R	-	2.0	0	0	0-0	0-4

2/17/14	vs. Texas Tech	R	-	0.1	0	0	0-0	0-1
2/25/24	at Grand Canyon	R	-	0.2	0	0	0-0	0-1
2/29/24	at Charleston	R	-	0.0	2	0	1-1	1-0
3/13/24	at Wichita State	R	-	1.1	2	0	0-0	0-2
3/17/24	Nicholls	R	-	1.0	1	0	1-1	1-0
4/9/24	at Kansas	R	-	1.0	2	0	2-2	2-1
4/20/24	Maryland	R	-	1.0	2	1	2-2	0-1
4/30/24	at Creighton	R	-	0.1	0	0	0-0	0-0
5/5/24	at Minnesota	R	-	0.2	0	0	0-0	0-1
5/8/24	South Dakota State	R	-	0.2	0	0	0-0	0-1
5/10/24	Indiana	R	-	0.1	0	0	0-0	0-0
5/18/24	at Michigan State	R	-	0.2	1	0	0-0	0-0

## #30 WILL WALSH

Date	Opponent	S/R	W/L/S	IP	H	HR	R-ER	BB-K
4/10/22	Rutgers	R	-	0.2	3	0	1-1	0-1
2/20/23	at San Diego	R	-	0.1	1	1	1-0	0-0
3/8/23	Northern Colorado	R	-	1.0	1	1	1-1	0-2
3/21/23	at Creighton	R	L	6.0	2	0	3-3	0-4
3/28/23	North Dakota State	S	W	7.0	2	0	1-1	2-11
4/4/23	at Kansas State	R	-	1.1	2	0	0-0	0-0
4/9/23	at Michigan	S	-	3.0	7	1	3-3	1-2
4/16/23	Northwestern	S	W	5.0	2	0	0-0	1-5
4/18/23	Creighton	R	-	1.1	0	0	0-0	0-3
4/23/23	at Iowa	S	L	1.1	3	0	3-3	3-0
4/30/23	Minnesota	S	W	6.0	7	1	3-3	1-5
5/7/23	at Maryland	S	-	2.1	4	0	3-3	0-1
5/14/23	Penn State	S	-	4.0	5	1	3-2	0-2
5/19/23	at Purdue	R	-	1.2	5	1	5-5	0-1
5/24/23	vs. Rutgers	R	W	1.2	1	0	0-0	0-1
5/27/23	vs. Michigan State	S	W	9.0	4	0	0-0	0-7
2/17/24	vs. Texas Tech	S	-	5.2	7	0	3-3	0-4
2/24/24	at Grand Canyon	S	-	3.0	6	2	4-2	0-2
3/3/24	at Charleston	S	-	3.1	5	1	3-3	1-2
3/12/24	at Wichita State	S	W	6.0	6	1	3-3	1-2
3/20/24	North Dakota State	S	W	6.0	4	0	0-0	0-9
3/30/24	at Northwestern	R	W	3.1	5	0	3-2	0-2
4/2/24	at Creighton	S	L	2.0	4	1	2-2	1-3
4/7/24	Ohio State	R	-	4.1	3	0	1-1	2-5
4/14/24	at Rutgers	R	L	2.2	5	1	3-3	1-0

4/21/24	Maryland	S	W	5.1	6	1	4-3	0-7
4/28/24	Iowa	S	L	4.2	5	2	3-3	2-1
5/5/24	at Minnesota	S	L	2.1	4	1	3-3	0-0
5/18/24	at Michigan State	R	-	1.0	3	0	2-2	1-1

### #32 TUCKER TIMMERMAN

Date	Opponent	S/R	W/L/S	IP	H	HR	R-ER	BB-K
2/16/24	vs. Baylor	R	W	1.2	2	0	0-0	0-0
2/18/24	vs. Oklahoma	R	-	0.1	0	0	0-0	0-1
2/22/24	at Grand Canyon	R	-	1.1	0	0	0-0	1-1
2/25/24	at Grand Canyon	R	-	0.0	2	1	4-4	1-0
2/29/24	at Charleston	R	S	0.1	0	0	0-0	0-0
3/3/24	at Charleston	R	W	1.2	1	0	0-0	0-3
3/10/24	South Alabama	R	-	2.1	2	0	0-0	1-4
3/15/24	Nicholls	R	-	1.1	2	0	3-3	3-1
3/19/24	Omaha	R	-	1.2	4	0	4-4	1-2
3/22/24	New Mexico State	R	-	0.2	1	0	0-0	0-0
4/2/24	at Creighton	R	-	2.2	3	0	0-0	1-2
4/7/24	Ohio State	R	-	0.1	1	1	2-2	1-0
4/16/24	Creighton	R	-	1.0	1	0	0-0	2-1
4/23/24	Kansas	R	-	0.1	2	1	2-2	1-1

### #33 JACKSON BROCKETT

Date	Opponent	S/R	W/L/S	IP	H	HR	R-ER	BB-K
2/20/22	at Sam Houston	R	-	1.0	0	0	0-0	1-1
2/26/22	vs. TCU	R	-	0.1	0	0	2-2	2-0
3/16/22	New Mexico State	R	-	1.1	3	0	2-2	1-3
3/20/22	Texas A&M-CC	R	-	1.0	2	0	2-2	0-2
3/28/22	at Creighton	R	-	1.2	1	0	1-0	2-3
4/6/22	at Omaha	R	-	2.1	1	0	1-1	1-2
4/10/22	Rutgers	R	-	4.1	4	1	1-1	0-4
4/16/22	BYU	S	-	5.1	4	1	2-2	1-2
4/26/22	K-State	S	-	3.1	2	0	4-4	3-3
5/8/22	at Minnesota	S	-	5.1	4	0	1-1	1-7
5/15/22	at Illinois	S	-	2.0	1	0	0-0	2-0
5/19/22	Michigan State	S	L	3.0	4	1	3-3	1-2

2/20/23	at San Diego	S	-	2.0	1	0	1-1	1-2
2/25/23	at South Alabama	R	-	2.2	1	0	0-0	0-1
3/7/23	Northern Colorado	S	W	4.0	2	0	0-0	0-5
3/17/23	vs. Nicholls	R	-	2.0	0	0	0-0	0-1
3/21/23	at Creighton	S	-	1.0	3	0	3-3	3-2
3/26/23	Illinois	R	-	3.2	3	0	2-2	1-4
4/1/23	at Abilene Christian	R	-	1.2	1	0	0-0	1-2
4/8/23	at Michigan	R	-	5.0	3	0	2-2	2-4
4/15/23	Northwestern	S	W	6.0	3	0	0-0	3-4
4/22/23	at Iowa	R	-	1.2	1	0	0-0	4-2
4/26/23	South Dakota State	S	L	2.0	4	1	4-4	1-2
5/3/23	North Dakota State	R	-	1.0	1	0	0-0	0-1
5/7/23	at Maryland	R	-	1.1	3	0	5-5	3-1
5/12/23	Penn State	R	-	2.0	1	0	1-1	0-1
5/20/23	at Purdue	S	-	2.2	4	0	3-0	3-2
5/27/23	vs. Maryland	S	L	2.0	5	0	3-3	2-1

2/17/24	vs. Texas Tech	R	-	0.1	0	0	0-0	0-0
2/22/24	at Grand Canyon	R	-	1.2	1	0	1-1	1-0
2/29/24	at Charleston	R	-	0.1	1	0	1-0	0-0
3/12/24	at Wichita State	R	-	0.0	3	0	1-1	0-0
3/17/24	Nicholls	R	W	2.0	2	0	0-0	1-2
4/9/24	at Kansas	R	-	1.0	3	0	2-2	0-1
4/30/24	Kansas State	S	W	9.0	0	0	0-0	2-12
5/8/24	South Dakota State	S	-	3.0	2	0	1-1	0-2
5/12/24	Indiana	S	-	5.0	4	2	2-2	2-3
5/18/24	at Michigan State	S	L	2.0	5	0	4-3	0-1

### #34 BRETT SEARS

Date	Opponent	S/R	W/L/S	IP	H	HR	R-ER	BB-K
2/23/20	at Butler	R	-	1.1	1	0	2-2	3-2
2/29/20	at Memphis	S	-	4.2	4	0	2-2	1-3
3/7/20	at Missouri	S	L	1.1	8	1	6-6	2-1

2/26/21	at Louisville	S	W	5.0	2	0	3-3	5-4
3/5/21	at Evansville	S	L	5.0	8	0	4-4	2-5
3/12/21	at Saint Louis	S	-	7.0	7	0	3-2	1-3

3/19/21	North Dakota State	S	L	6.0	12	0	8-5	1-0
3/26/21	South Dakota State	S	W	7.0	3	0	0-0	3-3
4/2/21	Oral Roberts	S	L	5.2	12	1	10-10	2-3
5/7/21	at Oral Roberts	S	-	2.0	2	0	2-2	3-2
5/20/21	Omaha	S	L	5.0	6	1	2-2	5-5

2/19/23	at San Diego	R	-	0.0	2	0	2-2	1-0
3/4/23	vs. Hawaii	R	-	1.1	5	2	3-3	0-1
3/7/23	Northern Colorado	R	-	1.0	2	0	0-0	0-2
3/19/23	vs. Nicholls	R	-	1.0	1	0	0-0	1-2
3/21/23	at Creighton	R	-	0.1	0	0	0-0	0-0
4/16/23	Northwestern	R	-	1.0	1	0	0-0	1-2
4/22/23	at Iowa	R	-	2.2	2	0	0-0	1-2
4/26/23	South Dakota State	R	-	4.0	4	0	2-2	0-7
5/3/23	North Dakota State	R	-	3.0	0	0	0-0	0-4
5/7/23	at Maryland	R	-	0.2	4	1	3-3	0-1
5/20/23	at Purdue	R	-	2.0	2	0	0-0	0-2

2/16/24	vs. Baylor	S	-	5.1	3	0	1-1	0-7
2/23/24	at Grand Canyon	S	W	6.0	2	0	0-0	1-7
3/2/24	at Charleston	S	-	6.0	2	1	2-2	1-7
3/9/24	South Alabama	S	W	8.0	4	1	2-2	0-7
3/16/24	Nicholls	S	W	6.0	3	0	0-0	5-6
3/22/24	New Mexico State	S	W	8.0	2	0	0-0	0-9
3/29/24	at Northwestern	S	W	7.0	6	1	2-2	2-4
4/5/24	Ohio State	S	W	9.0	2	0	0-0	0-10
4/12/24	at Rutgers	S	-	6.0	6	0	2-2	1-3
4/19/24	Maryland	S	W	7.0	7	1	3-3	2-8
4/26/24	Iowa	S	-	5.0	8	0	4-3	1-4
5/3/24	at Minnesota	S	-	5.0	6	2	5-4	2-5
5/10/24	Indiana	S	-	7.0	3	1	2-1	0-6
5/16/24	at Michigan State	S	W	6.2	6	0	1-1	1-4

### #35 RYAN HARRAHILL

Date	Opponent	S/R	W/L/S	IP	H	HR	R-ER	BB-K
3/13/24	at Wichita State	R	L	1.0	4	0	4-3	1-2

### #36 GRANT CLEAVINGER

Date	Opponent	S/R	W/L/S	IP	H	HR	R-ER	BB-K
2/21/23	at Cal State Fullerton	R	-	0.0	1	0	1-1	0-0
3/1/23	New Orleans	R	-	1.1	3	1	3-3	2-1
3/3/23	at UCLA	R	-	1.0	1	0	1-1	1-1
3/6/23	Campbell	R	-	1.2	2	1	3-3	2-2
3/29/23	New Orleans	R	-	1.2	1	1	1-1	1-2
4/4/23	at Louisiana	R	-	1.0	0	0	0-0	0-2
4/7/23	at USF	R	-	2.0	2	0	3-3	2-4
4/11/23	LSU	R	-	1.0	2	0	0-0	0-1
4/16/23	Wichita State	R	L	1.1	3	0	1-1	0-1
4/18/23	at New Orleans	R	-	1.2	1	0	0-0	2-4
4/22/23	at Cincinnati	R	W	1.2	0	0	0-0	2-5
4/25/23	Southern Miss	S	-	1.0	0	0	0-0	0-0
4/28/23	at ECU	R	-	0.2	2	0	2-2	2-2
5/2/23	at Southern Miss	R	-	0.2	1	0	2-2	2-1
5/6/23	UCF	R	-	1.0	0	0	0-0	0-2
5/7/23	UCF	R	-	0.0	1	0	1-1	1-0
5/14/23	Houston	R	-	0.1	1	0	4-3	1-1
5/19/23	at Memphis	R	-	1.1	1	0	0-0	1-2
5/28/23	vs. ECU	S	-	1.0	1	0	4-2	4-1
6/2/23	at LSU	R	-	0.0	0	0	0-0	1-0

2/25/24	at Grand Canyon	R	-	0.1	0	0	0-0	0-0
3/13/24	at Wichita State	R	-	1.0	0	0	0-0	0-1
3/22/24	New Mexico State	R	-	0.1	0	0	2-2	3-0
4/20/24	Maryland	R	-	1.1	0	0	0-0	0-2
4/23/24	Kansas	R	-	0.2	0	0	0-0	0-2
4/28/24	Iowa	R	-	0.1	0	0	0-0	0-1
4/30/24	at Creighton	R	-	0.2	0	0	0-0	0-1
5/5/24	at Minnesota	R	-	0.1	0	0	0-0	0-0
5/8/24	South Dakota State	R	-	0.0	1	1	1-1	0-0
5/18/24	at Michigan State	R	-	0.1	0	0	0-0	0-1

### #42 JALEN WORTHLEY

Date	Opponent	S/R	W/L/S	IP	H	HR	R-ER	BB-K
2/19/23	at San Diego	R	-	1.2	0	0	0-0	0-2



2/24/23	at South Alabama	R	-	0.1	0	0	0-0	0-0
3/5/23	vs. Ole Miss	R	-	1.0	2	0	3-3	2-0
3/11/23	Illinois State	R	-	1.0	1	0	0-0	1-3
3/19/23	vs. Nicholls	R	-	2.0	3	0	1-1	0-0
4/15/23	Northwestern	R	-	1.1	0	0	0-0	0-1
4/25/23	at Omaha	R	-	0.0	1	0	0-0	0-0
4/26/23	South Dakota State	R	-	1.1	3	0	1-1	0-2
4/30/23	Minnesota	R	-	1.0	1	0	1-1	1-0
5/7/23	at Maryland	R	-	0.1	3	1	3-3	3-0

2/17/24	vs. Texas Tech	R	-	0.0	2	0	1-1	2-0
2/25/24	at Grand Canyon	R	W	3.0	3	0	0-0	0-0
3/8/24	South Alabama	R	-	1.1	1	0	1-1	0-0
3/13/24	at Wichita State	R	-	1.0	1	0	0-0	0-2
3/16/24	Nicholls	R	S	3.0	1	0	0-0	0-1
3/20/24	North Dakota State	R	-	0.1	0	0	0-0	0-1
3/23/24	New Mexico State	R	W	1.0	1	0	0-0	0-0
3/31/24	at Northwestern	R	-	1.2	1	0	1-1	0-0
4/2/24	at Creighton	R	-	0.2	0	0	0-0	0-1
4/6/24	Ohio State	R	S	2.2	1	0	1-1	0-4
4/12/24	at Rutgers	R	-	1.0	2	0	1-1	0-2
4/14/24	at Rutgers	R	-	2.2	3	1	2-2	1-0
4/19/24	Maryland	R	S	2.0	0	0	0-0	0-3
4/23/24	Kansas	R	-	1.0	0	0	0-0	1-0
4/26/24	Iowa	R	S	2.0	1	0	0-0	0-3
4/30/24	at Creighton	R	-	1.0	2	1	2-2	0-1
5/3/24	at Minnesota	R	W	2.0	4	1	2-2	0-4
5/8/24	South Dakota State	R	-	1.1	0	0	0-0	0-2
5/10/24	Indiana	R	-	0.2	2	1	1-1	1-0
5/17/24	at Michigan State	R	-	1.1	0	0	0-0	1-1

#### #45 CASEY DAISS

Date	Opponent	S/R	W/L/S	IP	H	HR	R-ER	BB-K
2/16/24	vs. Baylor	R	S	1.0	1	0	0-0	0-1
2/18/24	vs. Oklahoma	R	L	0.2	3	0	2-2	1-0
3/2/24	at Charleston	R	S	1.0	1	0	0-0	0-1
3/12/24	at Wichita State	R	S	1.1	1	0	0-0	0-1
3/15/24	Nicholls	R	S	1.0	0	0	0-0	0-0
3/19/24	Omaha	R	-	1.0	0	0	0-0	0-0
3/23/24	New Mexico State	R	-	1.0	0	0	0-0	1-2
3/20/24	at Northwestern	R	-	1.0	0	0	0-0	0-0
4/2/24	at Creighton	R	-	0.1	0	0	0-0	1-0
4/9/24	at Kansas	R	-	2.0	1	0	1-0	0-2
4/12/24	at Rutgers	R	-	1.2	2	0	0-0	1-0
4/16/24	Creighton	R	-	2.0	2	1	1-1	0-1
4/23/24	Kansas	R	-	1.0	1	0	0-0	1-1
4/28/24	Iowa	R	-	1.0	1	0	1-1	1-1
4/30/24	at Creighton	R	-	0.2	0	0	0-0	0-2
5/3/24	at Minnesota	R	S	2.0	1	0	0-0	0-1
5/8/24	South Dakota State	R	L	0.2	4	0	4-4	0-1
5/10/24	Indiana	R	-	0.1	1	0	0-0	0-1
5/17/24	at Michigan State	R	-	1.0	1	0	0-0	1-1

#### #48 RANS SANDERS

Date	Opponent	S/R	W/L/S	IP	H	HR	R-ER	BB-K
2/18/23	at UCLA	R	-	3.1	7	0	5-5	0-4
2/23/23	at Fresno State	R	-	2.0	3	0	1-1	0-0
2/28/23	Kansas State	R	S	1.0	1	0	0-0	0-1
3/2/23	at BYU	R	L	2.0	4	0	1-1	0-2
3/14/23	at Nebraska	R	S	2.0	0	0	0-0	1-4
3/25/23	North Dakota State	R	S	2.0	1	0	0-0	0-3
3/31/23	Northern Colorado	R	W	1.2	2	0	0-0	1-1
4/4/23	Creighton	R	S	2.0	2	0	0-0	0-2
4/6/23	Oral Roberts	R	-	1.0	1	0	0-0	0-0
4/8/23	Oral Roberts	R	-	1.2	2	0	1-0	1-3
4/11/23	at Nebraska	R	W	2.0	2	1	2-2	1-2
4/25/23	Nebraska	R	-	1.0	2	1	1-1	0-1
5/25/23	at North Dakota State	R	-	2.0	0	0	0-0	0-2

2/25/24	at Grand Canyon	R	-	0.1	0	0	0-0	0-0
2/29/24	at Charleston	R	-	0.1	0	0	0-0	0-1
3/8/24	vs. South Alabama	R	-	1.2	0	0	0-0	0-0
3/13/24	at Wichita State	R	-	1.0	0	0	0-0	0-0
3/17/24	Nicholls	R	-	2.0	0	0	0-0	1-1
3/20/24	North Dakota State	R	S	1.0	0	0	0-0	0-1

3/23/24	New Mexico State	R	-	0.2	2	0	1-0	0-1
3/29/24	at Northwestern	R	S	0.2	1	0	0-0	0-0
4/2/24	at Creighton	R	-	0.2	0	0	0-0	1-1
4/7/24	Ohio State	R	-	0.0	0	0	1-1	1-0
4/9/24	at Kansas	R	-	1.0	1	1	1-1	0-0
4/12/24	at Rutgers	R	L	0.2	2	0	1-1	1-1
4/14/24	at Rutgers	R	-	0.2	1	0	0-0	0-0
4/16/24	Creighton	R	-	0.2	1	1	1-1	0-0
4/28/24	Iowa	R	-	1.0	0	0	0-0	0-1
5/4/24	at Minnesota	R	-	0.2	0	0	0-0	0-0
5/8/24	South Dakota State	R	-	0.1	2	1	3-2	1-1

#### #51 MASON MCCONNAUGHEY

Date	Opponent	S/R	W/L/S	IP	H	HR	R-ER	BB-K
2/17/24	vs. Texas Tech	R	L	1.0	1	0	2-2	1-2
2/24/24	at Grand Canyon	R	L	3.0	4	0	2-1	0-2
3/3/24	at Charleston	R	-	2.2	1	0	0-0	2-2
3/10/24	South Alabama	R	W	3.0	2	0	0-0	1-7
3/13/24	at Wichita State	R	-	1.0	0	0	0-0	0-1
3/15/24	Nicholls	R	-	0.2	1	0	0-0	1-2
3/19/24	Omaha	S	W	5.0	2	0	0-0	2-9
3/31/24	at Northwestern	S	-	5.2	5	2	4-4	0-6
4/6/24	Ohio State	S	W	6.1	5	1	2-2	3-5
4/13/24	at Rutgers	S	W	7.0	6	0	0-0	0-9
4/20/24	Maryland	S	L	1.2	5	1	5-5	1-1
4/27/24	Iowa	S	W	5.1	6	1	2-2	2-4
5/4/24	at Minnesota	S	W	5.2	7	0	1-1	3-5
5/11/24	Indiana	S	-	7.1	5	1	2-2	3-10
5/17/24	at Michigan State	S	W	5.2	5	0	3-2	1-5

#### #54 TREY FRAHM

Date	Opponent	S/R	W/L/S	IP	H	HR	R-ER	BB-K
2/29/24	at Charleston	R	-	0.2	0	0	0-0	1-1
3/8/24	South Alabama	R	-	0.1	2	0	3-3	1-0
4/20/24	Maryland	R	-	0.2	0	0	0-0	0-0
4/23/24	Kansas	R	-	0.1	0	0	0-0	0-0
5/18/24	at Michigan State	R	-	0.2	0	0	0-0	1-1

## #0 CAYDEN BRUMBAUGH

### SEASON HIGH

Hits: ..... 3 (3x) last vs. Maryland, 4/21/24  
 Runs: ..... 3 vs. Maryland, 4/21/24  
 Doubles: ..... 2 at Wichita State, 3/13/24  
 Triples: ..... 1 (3x) last vs. Maryland, 4/21/24  
 Home Runs: .....  
 RBI: ..... 3 (2x) last vs. Maryland, 4/21/24  
 Stolen Bases: ..... 2 (2x) last at Rutgers, 4/14/24  
**CAREER HIGH**  
 Hits: ..... 3 (4x) last vs. Maryland, 4/21/24  
 Runs: ..... Same  
 Doubles: ..... Same  
 Triples: ..... 1 (4x) last vs. Maryland, 4/21/24  
 Home Runs: .....  
 RBI: ..... Same  
 Stolen Bases: ..... Same

## #1 RILEY SILVA

### SEASON HIGH

Hits: ..... 3 (3x) last at Michigan State, 5/17/24  
 Runs: ..... 3 (3x) last at Michigan State, 5/17/24  
 Doubles: ..... 1 (5x) last vs. Indiana, 5/11/24  
 Triples: ..... 1 (2x) last vs. SDSU, 5/8/24  
 Home Runs: .....  
 RBI: ..... 3 vs. Maryland, 4/21/24  
 Stolen Bases: ..... 2 (4x) last vs. K-State, 5/1/24  
**CAREER HIGH**  
 Hits: ..... Same  
 Runs: ..... Same  
 Doubles: ..... Same  
 Triples: ..... Same  
 Home Runs: .....  
 RBI: ..... Same  
 Stolen Bases: ..... Same

## #4 JOSHUA OVERBEEK

### SEASON HIGH

Hits: ..... 4 vs. Texas Tech, 2/17/24  
 Runs: ..... 3 (2x) last vs. Maryland, 4/21/24  
 Doubles: ..... 1 (5x) last at MSU, 5/17/24  
 Triples: .....  
 Home Runs: ..... 1 (5x) last vs. SDSU, 5/8/24  
 RBI: ..... 3 at Minnesota, 5/4/24  
 Stolen Bases: ..... 2 vs. Omaha, 3/19/24  
**CAREER HIGH**  
 Hits: ..... Same  
 Runs: ..... Same  
 Doubles: ..... Same  
 Triples: .....  
 Home Runs: ..... 1 (6x) last vs. SDSU, 5/8/24  
 RBI: ..... Same  
 Stolen Bases: ..... Same

## #5 JOSH CARON

### SEASON HIGH

Hits: ..... 3 (4x) last at Minnesota, 5/4/24  
 Runs: ..... 3 (3x) last at Rutgers, 4/13/24  
 Doubles: ..... 2 vs. Iowa, 4/27/24  
 Triples: ..... 1 at Grand Canyon, 2/22/24  
 Home Runs: ..... 2 at Grand Canyon, 2/23/24  
 RBI: ..... 5 (2x) last vs. Nicholls, 3/15/24  
 Stolen Bases: ..... 1 (2x) last vs. IND, 5/11/24  
**CAREER HIGH**  
 Hits: ..... 3 (5x) last vs. Iowa, 4/27/24  
 Runs: ..... Same  
 Doubles: ..... 2 (2x) last vs. Iowa, 4/27/24  
 Triples: ..... Same  
 Home Runs: ..... 2 (2x) last at GCU, 2/23/24  
 RBI: ..... 5 (3x) last vs. Nicholls, 3/15/24  
 Stolen Bases: ..... 1 (4x) last vs. IND, 5/11/24

## #6 DYLAN HUFFT

### SEASON HIGH

Hits: ..... 2 (2x) last vs. Nicholls, 3/17/24  
 Runs: ..... 1 (4x) last vs. Nicholls, 3/17/24  
 Doubles: .....  
 Triples: .....  
 Home Runs: .....  
 RBI: ..... 1 vs. South Alabama, 3/10/24  
 Stolen Bases: ..... 1 at Wichita State, 3/12/24  
**CAREER HIGH**  
 Hits: ..... Same  
 Runs: ..... Same  
 Doubles: .....  
 Triples: .....  
 Home Runs: .....  
 RBI: ..... Same  
 Stolen Bases: ..... Same

## #9 RHETT STOKES

### SEASON HIGH

Hits: ..... 3 (8x) last vs. SDSU, 5/8/24  
 Runs: ..... 3 (2x) last vs. Omaha, 3/19/24  
 Doubles: ..... 2 (3x) last vs. Nicholls, 3/17/24  
 Triples: .....  
 Home Runs: ..... 1 at Creighton, 4/30/24  
 RBI: ..... 3 vs. South Alabama, 3/9/24  
 Stolen Bases: ..... 1 (2x) last vs. OSU, 4/6/24  
**CAREER HIGH**  
 Hits: ..... Same  
 Runs: ..... Same  
 Doubles: ..... Same  
 Triples: .....  
 Home Runs: ..... Same  
 RBI: ..... Same  
 Stolen Bases: ..... Same

## #10 BEN COLUMBUS

### SEASON HIGH

Hits: ..... 3 (2x) last at Michigan State, 3/16/24  
 Runs: ..... 2 (3x) last at Minnesota, 5/4/24  
 Doubles: ..... 1 (4x) last at MINN, 5/5/24  
 Triples: .....  
 Home Runs: ..... 1 (5x) last vs. K-State, 5/1/24  
 RBI: ..... 5 at Rutgers, 4/13/24  
 Stolen Bases: ..... 1 (2x) last vs. RU, 5/24/23  
**CAREER HIGH**  
 Hits: ..... Same  
 Runs: ..... 2 (8x) last at Minnesota, 5/4/24  
 Doubles: ..... 2 at Creighton, 5/9/23  
 Triples: .....  
 Home Runs: ..... Same  
 RBI: ..... Same  
 Stolen Bases: ..... Same

## #11 MAX BUETTENBACK

### SEASON HIGH

Hits: ..... 1 at Wichita State, 3/13/24  
 Runs: ..... 1 at Wichita State, 3/13/24  
 Doubles: .....  
 Triples: .....  
 Home Runs: ..... 1 at Wichita State, 3/13/24  
 RBI: ..... 1 at Wichita State, 3/13/24  
 Stolen Bases: .....  
**CAREER HIGH**  
 Hits: ..... Same  
 Runs: ..... Same  
 Doubles: .....  
 Triples: .....  
 Home Runs: ..... Same  
 RBI: ..... Same  
 Stolen Bases: ..... Same

## #12 COLE EVANS

### SEASON HIGH

Hits: ..... 4 at Wichita State, 3/12/24  
 Runs: ..... 3 (2x) last at MINN, 5/3/24  
 Doubles: ..... 1 (10x) last vs. IND, 5/11/24  
 Triples: .....  
 Home Runs: ..... 1 (5x) last vs. IND, 5/11/24  
 RBI: ..... 5 at Kansas, 4/9/24  
 Stolen Bases: ..... 2 vs. NMSU, 3/22/24  
**CAREER HIGH**  
 Hits: ..... 4 (2x) last at Wichita State, 3/12/24  
 Runs: ..... Same  
 Doubles: ..... 2 vs. Illinois State, 3/11/23  
 Triples: .....  
 Home Runs: ..... 2 vs. No. Colorado, 3/8/23  
 RBI: ..... Same  
 Stolen Bases: ..... 2 (2x) last vs. NMSU, 3/22/24

## #13 WILL JESSKE

### SEASON HIGH

Hits: ..... 2 (2x) last at GCU, 2/24/24  
 Runs: ..... 1 (6x) last at Michigan State, 5/18/24  
 Doubles: ..... 1 at Grand Canyon, 2/23/24  
 Triples: .....  
 Home Runs: .....  
 RBI: ..... 2 at Charleston, 3/3/24  
 Stolen Bases: .....  
**CAREER HIGH**  
 Hits: ..... Same  
 Runs: ..... Same  
 Doubles: ..... Same  
 Triples: .....  
 Home Runs: .....  
 RBI: ..... Same  
 Stolen Bases: ..... Same

## #14 CASE SANDERSON

### SEASON HIGH

Hits: ..... 3 (4x) last at Michigan State, 3/18/24  
 Runs: ..... 3 at Rutgers, 4/13/24  
 Doubles: ..... 1 (4x) last vs. IND, 5/12/24  
 Triples: ..... 1 at Grand Canyon, 2/22/24  
 Home Runs: ..... 1 (2x) last at Rutgers, 4/13/24  
 RBI: ..... 3 at Michigan State, 5/17/24  
 Stolen Bases: .....  
**CAREER HIGH**  
 Hits: ..... Same  
 Runs: ..... Same  
 Doubles: ..... Same  
 Triples: ..... Same  
 Home Runs: ..... Same  
 RBI: ..... Same  
 Stolen Bases: ..... Same

## #15 DYLAN CAREY

### SEASON HIGH

Hits: ..... 3 (3x) last at Minnesota, 5/3/24  
 Runs: ..... 3 vs. New Mexico State, 3/22/24  
 Doubles: ..... 2 (2x) last at Charleston, 3/3/24  
 Triples: .....  
 Home Runs: ..... 1 (7x) last at MSU, 5/17/24  
 RBI: ..... 3 (2x) last at Minnesota, 5/3/24  
 Stolen Bases: ..... 1 (2x) last vs. KU, 4/23/24  
**CAREER HIGH**  
 Hits: ..... 4 vs. Hawaii, 3/4/23  
 Runs: ..... 3 (3x) last vs. NMSU, 3/22/24  
 Doubles: ..... 2 (4x) last at Charleston, 3/3/24  
 Triples: ..... 1 (2x) last vs. PSU, 5/12/23  
 Home Runs: ..... 1 (11x) last at MSU, 5/17/24  
 RBI: ..... 4 at Omaha, 4/25/23  
 Stolen Bases: ..... 1 (6x) last vs. KU, 4/23/24

## #18 GARRETT ANGLIM

### SEASON HIGH

Hits: ..... 3 (2x) last vs. NMSU, 3/22/24  
 Runs: ..... 2 (5x) last vs. NMSU, 3/22/24  
 Doubles: ..... 2 vs. South Alabama, 3/9/24  
 Triples: .....  
 Home Runs: ..... 1 (2x) last vs. NMSU, 3/22/24  
 RBI: ..... 5 vs. New Mexico State, 3/22/24  
 Stolen Bases: ..... 1 (6x) last at MINN, 5/4/24  
**CAREER HIGH**  
 Hits: ..... 4 at Minnesota, 5/6/22  
 Runs: ..... 3 (5x) last vs. Hawaii, 3/4/23  
 Doubles: ..... 2 (2x) last vs. USA, 3/9/24  
 Triples: ..... 2 at UT Arlington, 3/5/22  
 Home Runs: ..... 3 vs. Iowa, 5/1/22  
 RBI: ..... 6 vs. Michigan, 3/25/22  
 Stolen Bases: ..... 1 (16x) last at MINN, 5/4/24

## #21 CLAY BRADFORD

### SEASON HIGH

Hits: ..... 2 at Wichita State, 3/12/24  
 Runs: ..... 2 at Charleston, 2/29/24  
 Doubles: ..... 1 (3x) last at Creighton, 4/16/24  
 Triples: .....  
 Home Runs: ..... 1 (3x) last at Creighton, 4/30/24  
 RBI: ..... 3 vs. South Alabama, 3/9/24  
 Stolen Bases: ..... 1 (2x) last vs. Maryland, 4/19/24  
**CAREER HIGH**  
 Hits: ..... Same  
 Runs: ..... Same  
 Doubles: ..... Same  
 Triples: .....  
 Home Runs: ..... Same  
 RBI: ..... Same  
 Stolen Bases: ..... Same

## #23 BRYCE HUGHES

### SEASON HIGH

Hits: .....  
 Runs: ..... 1 (3x) last vs. NMSU, 3/22/24  
 Doubles: .....  
 Triples: .....  
 Home Runs: .....  
 RBI: ..... 1 vs. South Alabama, 3/8/24  
 Stolen Bases: ..... 1 (2x) last vs. NMSU, 3/23/24  
**CAREER HIGH**  
 Hits: .....  
 Runs: ..... Same  
 Doubles: .....  
 Triples: .....  
 Home Runs: .....  
 RBI: ..... Same  
 Stolen Bases: ..... Same

## #30 WILL WALSH

### SEASON HIGH

Hits: ..... 3 vs. Nicholls, 3/16/24  
 Runs: ..... 3 vs. Nicholls, 3/16/24  
 Doubles: ..... 1 vs. Nicholls, 3/16/24  
 Triples: .....  
 Home Runs: ..... 1 (5x) last at Rutgers, 4/12/24  
 RBI: ..... 5 vs. Nicholls, 3/16/24  
 Stolen Bases: .....  
**CAREER HIGH**  
 Hits: ..... Same  
 Runs: ..... 3 (2x) last vs. Nicholls, 3/16/24  
 Doubles: ..... 1 (2x) last vs. Nicholls, 3/16/24  
 Triples: .....  
 Home Runs: ..... 1 (7x) last at Rutgers, 4/12/24  
 RBI: ..... Same  
 Stolen Bases: ..... Same

## #44 GABE SWANSEN

### SEASON HIGH

Hits: .....2 (3x) last vs. SDSU, 5/8/24  
Runs: .....2 vs. Nicholls, 3/16/24  
Doubles: ..1 (2x) last at Rutgers, 4/13/24  
Triples: .....  
Home Runs: .....1 vs. Nicholls, 3/16/24  
RBI: .....3 vs. Nicholls, 3/16/24  
Stolen Bases: ..1 (2x) last vs. Iowa, 4/26/24  
**CAREER HIGH**  
Hits: .....4 vs. Northwestern, 4/16/23  
Runs: ...3 (5x) last vs. Penn State, 5/12/23  
Doubles: .....2 (2x) last vs. NW, 4/16/23  
Triples: .....  
Home Runs: ...2 (2x) last vs. NW, 4/16/23  
RBI: .....6 vs. Northwestern, 4/16/23  
Stolen Bases: .....2 vs. Minn., 4/29/23

## #55 TYLER STONE

### SEASON HIGH

Hits: .....3 (4x) last vs. Kansas, 4/23/24  
Runs: .....3 vs. South Alabama, 3/10/24  
Doubles: .....1 (8x) last vs. IND, 5/12/24  
Triples: .....  
Home Runs: .....1 (7x) last vs. IND, 5/11/24  
RBI: .....3 (2x) last vs. Iowa, 4/26/24  
Stolen Bases: .....  
**CAREER HIGH**  
Hits: .....Same  
Runs: .....Same  
Doubles: .....1 (9x) last vs. IND, 5/12/24  
Triples: .....  
Home Runs: .....1 (8x) last vs. IND, 5/11/24  
RBI: .....Same  
Stolen Bases: .....Same

## #8 EVAN BORST

### SEASON HIGH

Innings: ....1.2 at Wichita State, 3/12/24  
Runs: .....3 at Michigan State, 5/18/24  
Earned Runs: ...2 (3x) last at MSU, 5/18/24  
Walks: .....2 vs. Nicholls, 3/15/24  
Strikeouts: ....4 at Wichita State, 3/12/24  
**CAREER HIGH**  
Innings: .....Same  
Runs: .....Same  
Earned Runs: .....Same  
Walks: .....Same  
Strikeouts: .....Same

## #17 HAYDEN LEWIS

### SEASON HIGH

Innings: ...0.1 vs. South Alabama, 3/8/24  
Runs: .....  
Earned Runs: .....  
Walks: .....1 vs. South Alabama, 3/8/24  
Strikeouts: ..1 vs. South Alabama, 3/8/24  
**CAREER HIGH**  
Innings: .....Same  
Runs: .....Same  
Earned Runs: .....Same  
Walks: .....Same  
Strikeouts: .....Same

## #19 KYLE PERRY

### SEASON HIGH

Innings: ...2.1 at Northwestern, 3/31/24  
Runs: .....3 (3x) last vs. IND, 5/10/24  
Earned Runs: ...3 (2x) last vs. CU, 4/16/24  
Walks: .....1 at Rutgers, 4/13/24  
Strikeouts: ...3 at Northwestern, 3/31/24  
**CAREER HIGH**  
Innings: .....5.0 at UT Arlington, 3/4/22  
Runs: .....5 (4x) last vs. NDSU, 5/3/23  
Earned Runs: ...5 (3x) last at SHSU, 2/18/12  
Walks: .....5 at Sam Houston, 2/18/12  
Strikeouts: .....9 vs. Air Force, 3/20/19

## #20 TY HORN

### SEASON HIGH

Innings: ....3.0 (2x) last vs. USA, 3/10/24  
Runs: ....6 (2x) last at Creighton, 4/30/24  
Earned Runs: .....5 at Kansas, 4/9/24  
Walks: .....3 vs. Nicholls, 3/17/24  
Strikeouts: ....4 vs. South Alabama, 3/10/24  
**CAREER HIGH**  
Innings: .....Same  
Runs: .....Same  
Earned Runs: .....Same  
Walks: .....Same  
Strikeouts: .....Same

## #24 CALEB CLARK

### SEASON HIGH

Innings: ...4.0 at Grand Canyon, 2/25/24  
Runs: .....5 at Wichita State, 3/13/24  
Earned Runs: ...5 at Wichita State, 3/13/24  
Walks: .....3 vs. Oklahoma, 2/18/24  
Strikeouts: .....4 (2x) last vs. SDSU, 5/8/24  
**CAREER HIGH**  
Innings: .....4.1 at San Diego, 2/19/23  
Runs: .....8 vs. Ole Miss, 3/5/23  
Earned Runs: .....8 vs. Ole Miss, 3/5/23  
Walks: .....Same  
Strikeouts: .....4 (4x) last vs. SDSU, 5/8/24

## #25 DREW CHRISTO

### SEASON HIGH

Innings: .....6.2 at Charleston, 2/29/24  
Runs: .....7 vs. South Alabama, 3/8/24  
Earned Runs: ...7 vs. South Alabama, 3/8/24  
Walks: .....3 (3x) last at Rutgers, 4/14/24  
Strikeouts: .....5 vs. Kansas, 4/23/24  
**CAREER HIGH**  
Innings: .....Same  
Runs: .....Same  
Earned Runs: .....Same  
Walks: .....3 (4x) last at Rutgers, 4/14/24  
Strikeouts: .....8 at Omaha, 4/25/23

## #26 KYLE FROELICH

### SEASON HIGH

Innings: .....2.0 (3x) last vs. Iowa, 4/26/24  
Runs: .....4 vs. Indiana, 5/10/24  
Earned Runs: ...2 (3x) last vs. IND, 5/10/24  
Walks: .....2 vs. Indiana, 5/10/24  
Strikeouts: ...2 (4x) last at Creighton, 4/30/24  
**CAREER HIGH**  
Innings: .....3.2 vs. Lamar, 3/26/22  
Runs: .....Same  
Earned Runs: .....3 vs. La. Tech, 4/4/23  
Walks: .....2 (3x) last vs. IND, 5/10/24  
Strikeouts: .....4 vs. La. Tech, 4/4/23

## #28 BOBBY OLSEN

### SEASON HIGH

Innings: ....1.1 at Wichita State, 3/13/24  
Runs: ...2 (2x) last vs. Maryland, 4/20/24  
Earned Runs: ...2 (2x) last vs. Maryland, 4/20/24  
Walks: .....2 at Kansas, 4/9/24  
Strikeouts: ...2 at Wichita State, 3/13/24  
**CAREER HIGH**  
Innings: .....7.0 at Dartmouth, 3/26/22  
Runs: .....11 at Harvard, 4/2/22  
Earned Runs: .....11 at Harvard, 4/2/22  
Walks: .....6 at Georgia State, 2/25/23  
Strikeouts: .....11 vs. Penn, 4/15/23

## #30 WILL WALSH

### SEASON HIGH

Innings: ...6.0 (2x) last vs. NDSU, 3/20/24  
Runs: ...4 (2x) last vs. Maryland, 4/21/24  
Earned Runs: ...4 vs. Maryland, 4/21/24  
Walks: .....2 (2x) last vs. Iowa, 4/28/24  
Strikeouts: .....9 vs. NDSU, 3/20/24  
**CAREER HIGH**  
Innings: ...9.0 vs. Michigan State, 5/26/23  
Runs: .....5 at Purdue, 5/19/23  
Earned Runs: .....5 at Purdue, 5/19/23  
Walks: .....3 at Iowa, 4/23/23  
Strikeouts: .....11 vs. NDSU, 3/28/23

## #32 TUCKER TIMMERMAN

### SEASON HIGH

Innings: .....2.2 at Creighton, 4/2/24  
Runs: .....4 (2x) last vs. Omaha, 3/19/24  
Earned Runs: ...4 (2x) last vs. UNO, 3/19/24  
Walks: .....3 vs. Nicholls, 3/15/24  
Strikeouts: ....4 vs. South Alabama, 3/10/24  
**CAREER HIGH**  
Innings: .....Same  
Runs: .....Same  
Earned Runs: .....Same  
Walks: .....Same  
Strikeouts: .....Same

## #33 JACKSON BROCKETT

### SEASON HIGH

Innings: .....9.0 vs. Kansas State, 5/1/24  
Runs: .....4 at Michigan State, 5/18/24  
Earned Runs: .....3 at MSU, 5/18/24  
Walks: .....2 vs. Indiana, 5/12/24  
Strikeouts: ...12 vs. Kansas State, 5/1/24  
**CAREER HIGH**  
Innings: .....Same  
Runs: .....5 at Maryland, 5/7/23  
Earned Runs: .....5 at Maryland, 5/7/23  
Walks: .....4 at Iowa, 4/22/23  
Strikeouts: .....Same

## #34 BRETT SEARS

### SEASON HIGH

Innings: .....9.0 vs. Ohio State, 4/5/24  
Runs: .....5 at Minnesota, 5/3/24  
Earned Runs: ....4 at Minnesota, 5/3/24  
Walks: .....5 vs. Nicholls, 3/16/24  
Strikeouts: .....10 vs. Ohio State, 4/5/24  
**CAREER HIGH**  
Innings: .....Same  
Runs: .....10 vs. Oral Roberts, 4/2/21  
Earned Runs: ..10 vs. Oral Roberts, 4/2/21  
Walks: .....5 (3x) last vs. Nicholls, 3/16/24  
Strikeouts: .....Same

## #35 RYAN HARRAHILL

### SEASON HIGH

Innings: ....1.0 at Wichita State, 3/13/24  
Runs: .....4 at Wichita State, 3/13/24  
Earned Runs: ...3 at Wichita State, 3/13/24  
Walks: .....1 at Wichita State, 3/13/24  
Strikeouts: ...2 at Wichita State, 3/13/24  
**CAREER HIGH**  
Innings: .....Same  
Runs: .....Same  
Earned Runs: .....Same  
Walks: .....Same  
Strikeouts: .....Same

## #36 GRANT CLEAVINGER

### SEASON HIGH

Innings: .....1.1 vs. Maryland, 4/20/24  
Runs: .....2 vs. NMSU, 3/22/24  
Earned Runs: .....2 vs. NMSU, 3/22/24  
Walks: .....3 vs. NMSU, 3/22/24  
Strikeouts: ...2 (2x) last vs. KU, 4/23/24  
**CAREER HIGH**  
Innings: .....2.0 at USF, 4/7/23  
Runs: .....4 (2x) last vs. ECU, 5/28/23  
Earned Runs: ...3 (4x) last vs. HOU, 5/14/23  
Walks: .....4 vs. ECU, 5/28/23  
Strikeouts: .....5 at Cincinnati, 4/22/23

## #42 JALEN WORTHLEY

### SEASON HIGH

Innings: ...3.0 (2x) last vs. Nicholls, 3/16/24  
Runs: .....2 (3x) last at MINN, 5/3/24  
Earned Runs: ...2 (3x) last at MINN, 5/3/24  
Walks: .....2 vs. Texas Tech, 2/17/24  
Strikeouts: ...4 (2x) last at MINN, 5/3/24  
**CAREER HIGH**  
Innings: .....Same  
Runs: .....3 (2x) last at Maryland, 5/7/23  
Earned Runs: ...3 (2x) last at Maryland, 5/7/23  
Walks: .....3 at Maryland, 5/7/23  
Strikeouts: .....Same

## #45 CASEY DAISS

### SEASON HIGH

Innings: .....2.0 (3x) last at Minnesota, 5/3/24  
Runs: .....4 vs. SDSU, 5/8/24  
Earned Runs: .....4 vs. SDSU, 5/8/24  
Walks: .....1 (7x) last at MSU, 5/18/24  
Strikeouts: ...2 (3x) last at Creighton, 4/30/24  
**CAREER HIGH**  
Innings: .....Same  
Runs: .....Same  
Earned Runs: .....Same  
Walks: .....Same  
Strikeouts: .....Same

## #48 RANS SANDERS

### SEASON HIGH

Innings: .....2.0 vs. Nicholls, 3/17/24  
Runs: .....3 vs. SDSU, 5/8/24  
Earned Runs: .....2 vs. SDSU, 5/8/24  
Walks: .....1 (5x) last vs. SDSU, 5/8/24  
Strikeouts: .....1 (8x) last vs. Iowa, 4/28/24  
**CAREER HIGH**  
Innings: .....3.1 at UCLA, 2/18/23  
Runs: .....5 at UCLA, 2/18/23  
Earned Runs: .....5 at UCLA, 2/18/23  
Walks: .....1 (9x) last vs. SDSU, 5/8/24  
Strikeouts: ....4 (2x) last at NEB, 3/14/23

## #51 MASON MCCONNAUGHEY

### SEASON HIGH

Innings: .....7.1 vs. Indiana, 5/11/24  
Runs: .....5 vs. Maryland, 4/20/24  
Earned Runs: .....5 vs. Maryland, 4/20/24  
Walks: .....3 (3x) last vs. IND, 5/11/24  
Strikeouts: .....10 vs. Indiana, 5/11/24  
**CAREER HIGH**  
Innings: .....Same  
Runs: .....Same  
Earned Runs: .....Same  
Walks: .....Same  
Strikeouts: .....Same

## #54 TREY FRAHM

### SEASON HIGH

Innings: ...0.2 (3x) last at Michigan State, 5/18/24  
Runs: .....3 vs. South Alabama, 3/8/24  
Earned Runs: ...3 vs. South Alabama, 3/8/24  
Walks: .....1 (3x) last at MSU, 5/18/24  
Strikeouts: ...1 (2x) last at MSU, 5/18/24  
**CAREER HIGH**  
Innings: .....Same  
Runs: .....Same  
Earned Runs: .....Same  
Walks: .....Same  
Strikeouts: .....Same

### Anglim, Garrett

Year	avg	gp-gs	ab	r	h	2b	3b	hr	rbi	tb	slg%	bb	hbp	so	gdp	ob%	sf	sh	sb-att	po	a	e	fld%
2022	.303	49-45	178	28	54	11	4	4	28	85	.478	16	9	40	5	.387	1	0	6-9	67	1	1	.986
2023	.248	33-28	101	24	25	3	1	5	13	45	.446	10	11	40	1	.374	1	1	4-5	32	1	0	1.000
2024	.255	44-26	106	21	27	7	0	2	22	40	.377	13	6	25	4	.362	2	6	6-11	63	4	2	.971
TOTAL	.275	126-99	385	73	106	21	5	11	63	170	.442	39	26	105	10	.377	4	7	16-25	162	6	3	.982

### Borst, Evan

Year	avg	gp-gs	ab	r	h	2b	3b	hr	rbi	tb	slg%	bb	hbp	so	gdp	ob%	sf	sh	sb-att	po	a	e	fld%
2024	.000	0-0	0	0	0	0	0	0	0	0	.000	0	0	0	0	.000	0	0	0-0	1	3	0	1.000
TOTAL	.000	0-0	0	0	0	0	0	0	0	0	.000	0	0	0	0	.000	0	0	0-0	1	3	0	1.000

Year	era	w-l	app	qs	cq	sho	sv	ip	h	r	er	bb	so	2b	3b	hr	bf	bavq	wp	hbp	bk	sfa	sha
2024	5.84	2-0	15	0	0	0/0	0	12.1	8	10	8	11	15	3	1	0	59	.182	5	4	0	0	0
TOTAL	5.84	2-0	15	0	0	0/0	0	12.1	8	10	8	11	15	3	1	0	59	.182	5	4	0	0	0

### Bradford, Clay

Year	avg	gp-gs	ab	r	h	2b	3b	hr	rbi	tb	slg%	bb	hbp	so	gdp	ob%	sf	sh	sb-att	po	a	e	fld%
2024	.211	27-9	38	11	8	3	0	3	6	20	.526	10	1	17	1	.388	0	0	2-2	3	1	2	.667
TOTAL	.211	27-9	38	11	8	3	0	3	6	20	.526	10	1	17	1	.388	0	0	2-2	3	1	2	.667

### Brockett, Jackson

Year	avg	gp-gs	ab	r	h	2b	3b	hr	rbi	tb	slg%	bb	hbp	so	gdp	ob%	sf	sh	sb-att	po	a	e	fld%
2022	.000	0-0	0	0	0	0	0	0	0	0	.000	0	0	0	0	.000	0	0	0-0	2	5	0	1.000
2023	.000	0-0	0	0	0	0	0	0	0	0	.000	0	0	0	0	.000	0	0	0-0	1	4	0	1.000
2024	.000	0-0	0	0	0	0	0	0	0	0	.000	0	0	0	0	.000	0	0	0-0	2	4	1	.857
TOTAL	.000	0-0	0	0	0	0	0	0	0	0	.000	0	0	0	0	.000	0	0	0-0	5	13	1	.947

Year	era	w-l	app	qs	cq	sho	sv	ip	h	r	er	bb	so	2b	3b	hr	bf	bavq	wp	hbp	bk	sfa	sha
2022	5.23	0-1	12	5	0	0/0	0	31.0	28	19	18	15	29	5	2	3	138	.237	5	4	0	1	0
2023	4.65	2-2	16	7	0	0/0	0	40.2	36	24	21	24	35	9	2	1	183	.234	5	2	0	1	2
2024	3.70	2-1	10	4	1	1/0	0	24.1	21	12	10	6	21	5	0	2	102	.231	3	3	0	1	1
TOTAL	4.59	4-4	38	16	1	1/0	0	96.0	85	55	49	45	85	19	4	6	423	.234	13	9	0	3	3

### Brumbaugh, Cayden

Year	avg	gp-gs	ab	r	h	2b	3b	hr	rbi	tb	slg%	bb	hbp	so	gdp	ob%	sf	sh	sb-att	po	a	e	fld%
2022*	.318	13-4	22	1	7	0	1	0	1	9	.409	1	0	7	1	.348	0	0	0-0	3	8	1	.917
2024	.323	35-33	130	31	42	11	3	0	19	59	.454	21	0	32	1	.409	3	3	12-15	37	40	2	.975
TOTAL	.323	35-33	130	31	42	11	3	0	19	59	.454	21	0	32	1	.409	3	3	12-15	37	40	2	.975
All*	.322	48-37	152	32	49	11	4	0	20	68	.447	22	0	39	2	.401	3	3	12-15	40	48	3	.967

\* Statistics from prior team/school

### Buettenback, Max

Year	avg	gp-gs	ab	r	h	2b	3b	hr	rbi	tb	slg%	bb	hbp	so	gdp	ob%	sf	sh	sb-att	po	a	e	fld%
2024	.167	6-1	6	1	1	0	0	1	1	4	.667	1	0	4	0	.286	0	0	0-0	0	0	0	.000
TOTAL	.167	6-1	6	1	1	0	0	1	1	4	.667	1	0	4	0	.286	0	0	0-0	0	0	0	.000

### Carey, Dylan

Year	avg	gp-gs	ab	r	h	2b	3b	hr	rbi	tb	slg%	bb	hbp	so	gdp	ob%	sf	sh	sb-att	po	a	e	fld%
2023	.275	53-53	207	33	57	9	2	4	30	82	.396	16	8	49	2	.348	2	7	4-5	33	97	5	.963
2024	.261	52-52	199	27	52	15	0	7	28	88	.442	16	7	54	4	.336	1	3	2-4	71	114	8	.959
TOTAL	.268	105-105	406	60	109	24	2	11	58	170	.419	32	15	103	6	.342	3	10	6-9	104	211	13	.960

Caron, Josh

Year	avg	gp-gs	ab	r	h	2b	3b	hr	rbi	tb	slg%	bb	hbp	so	gdp	ob%	sf	sh	sb-att	po	a	e	fld%
2022	.179	26-22	78	10	14	3	0	0	7	17	.218	11	5	19	3	.316	1	0	1-1	93	13	1	.991
2023	.256	48-48	180	33	46	11	0	7	29	78	.433	19	14	31	4	.366	3	0	1-1	327	29	2	.994
2024	.311	51-50	206	37	64	14	1	10	54	110	.534	20	6	43	7	.386	1	0	2-3	370	41	3	.993
TOTAL	.267	125-120	464	80	124	28	1	17	90	205	.442	50	25	93	14	.366	5	0	4-5	790	83	6	.993

Christo, Drew

Year	avg	gp-gs	ab	r	h	2b	3b	hr	rbi	tb	slg%	bb	hbp	so	gdp	ob%	sf	sh	sb-att	po	a	e	fld%
2023	.000	0-0	0	0	0	0	0	0	0	0	.000	0	0	0	0	.000	0	0	0-0	0	1	1	.500
2024	.000	0-0	0	0	0	0	0	0	0	0	.000	0	0	0	0	.000	0	0	0-0	2	9	0	1.000
TOTAL	.000	0-0	0	0	0	0	0	0	0	0	.000	0	0	0	0	.000	0	0	0-0	2	10	1	.923

Year	era	w-l	app	qs	cq	sho	sv	ip	h	r	er	bb	so	2b	3b	hr	bf	bavg	wp	hbp	bk	sfa	sha
2022	8.44	0-1	5	2	0	0/0	0	5.1	10	12	5	5	5	3	0	3	35	.370	1	2	0	0	0
2023	3.24	1-1	11	1	0	0/0	0	16.2	11	9	6	8	18	2	0	1	75	.190	4	5	0	2	2
2024	5.21	2-3	14	9	0	0/0	0	48.1	43	30	28	17	41	13	1	5	213	.230	11	7	0	0	2
TOTAL	4.99	3-5	30	12	0	0/0	0	70.1	64	51	39	30	64	18	1	9	323	.235	16	14	0	2	4

Clark, Caleb

Year	avg	gp-gs	ab	r	h	2b	3b	hr	rbi	tb	slg%	bb	hbp	so	gdp	ob%	sf	sh	sb-att	po	a	e	fld%
2023	.000	0-0	0	0	0	0	0	0	0	0	.000	0	0	0	0	.000	0	0	0-0	2	4	0	1.000
2024	.000	0-0	0	0	0	0	0	0	0	0	.000	0	0	0	0	.000	0	0	0-0	2	6	2	.800
TOTAL	.000	0-0	0	0	0	0	0	0	0	0	.000	0	0	0	0	.000	0	0	0-0	4	10	2	.875

Year	era	w-l	app	qs	cq	sho	sv	ip	h	r	er	bb	so	2b	3b	hr	bf	bavg	wp	hbp	bk	sfa	sha
2023	13.24	1-1	9	5	0	0/0	0	17.0	30	26	25	11	14	2	3	4	98	.380	1	7	0	1	0
2024	5.70	1-0	16	3	0	0/0	1	30.0	26	20	19	16	32	5	1	4	136	.230	4	5	1	0	2
TOTAL	8.43	2-1	25	8	0	0/0	1	47.0	56	46	44	27	46	7	4	8	234	.292	5	12	1	1	2

Cleavinger, Grant

Year	avg	gp-gs	ab	r	h	2b	3b	hr	rbi	tb	slg%	bb	hbp	so	gdp	ob%	sf	sh	sb-att	po	a	e	fld%
2024	.000	0-0	0	0	0	0	0	0	0	0	.000	0	0	0	0	.000	0	0	0-0	0	1	0	1.000
TOTAL	.000	0-0	0	0	0	0	0	0	0	0	.000	0	0	0	0	.000	0	0	0-0	0	1	0	1.000
All*	.000	0-0	0	0	0	0	0	0	0	0	.000	0	0	0	0	.000	0	0	0-0	0	1	0	1.000

Year	era	w-l	app	qs	cq	sho	sv	ip	h	r	er	bb	so	2b	3b	hr	bf	bavg	wp	hbp	bk	sfa	sha
2023*	10.18	1-1	20	2	0	0/0	0	20.1	23	26	23	24	32	4	0	3	115	99.00	7	5	0	1	0
2024	5.06	0-0	10	0	0	0/0	0	5.1	1	3	3	3	8	0	0	1	21	.063	2	2	0	0	0
TOTAL	5.06	0-0	10	0	0	0/0	0	5.1	1	3	3	3	8	0	0	1	21	.063	2	2	0	0	0

Columbus, Ben

Year	avg	gp-gs	ab	r	h	2b	3b	hr	rbi	tb	slg%	bb	hbp	so	gdp	ob%	sf	sh	sb-att	po	a	e	fld%
2023	.262	47-38	141	24	37	8	0	0	19	45	.319	25	4	40	1	.382	3	3	2-2	269	15	1	.996
2024	.309	35-27	97	15	30	4	0	5	26	49	.505	14	4	28	1	.403	4	2	0-0	143	11	4	.975
TOTAL	.282	82-65	238	39	67	12	0	5	45	94	.395	39	8	68	2	.390	7	5	2-2	412	26	5	.989

Daiss, Casey

Year	avg	gp-gs	ab	r	h	2b	3b	hr	rbi	tb	slg%	bb	hbp	so	gdp	ob%	sf	sh	sb-att	po	a	e	fld%
2024	.000	0-0	0	0	0	0	0	0	0	0	.000	0	0	0	0	.000	0	0	0-0	1	3	0	1.000
TOTAL	.000	0-0	0	0	0	0	0	0	0	0	.000	0	0	0	0	.000	0	0	0-0	1	3	0	1.000

Year	era	w-l	app	qs	cq	sho	sv	ip	h	r	er	bb	so	2b	3b	hr	bf	bavg	wp	hbp	bk	sfa	sha
2024	3.48	0-2	19	0	0	0/0	5	20.2	21	9	8	7	16	4	0	1	90	.266	0	2	0	1	1
TOTAL	3.48	0-2	19	0	0	0/0	5	20.2	21	9	8	7	16	4	0	1	90	.266	0	2	0	1	1



### Evans, Cole

Year	avg	gp-gs	ab	r	h	2b	3b	hr	rbi	tb	slg%	bb	hbp	so	gdp	ob%	sf	sh	sb-att	po	a	e	fld%
2020*	.000	8-1	12	0	0	0	0	0	0	0	.000	0	1	7	0	.077	0	0	0-0	2	0	0	1.000
2023	.305	47-41	141	34	43	9	0	4	27	64	.454	22	6	40	3	.415	2	2	9-12	79	0	3	.963
2024	.265	53-46	170	40	45	10	0	5	40	70	.412	27	12	34	4	.391	6	1	8-12	87	3	4	.957
TOTAL	.283	100-87	311	74	88	19	0	9	67	134	.431	49	18	74	7	.402	8	3	17-24	166	3	7	.960
All*	.272	108-88	323	74	88	19	0	9	67	134	.415	49	19	81	7	.391	8	3	17-24	168	3	7	.961

\* Statistics from prior team/school

### Frahm, Trey

Year	avg	gp-gs	ab	r	h	2b	3b	hr	rbi	tb	slg%	bb	hbp	so	gdp	ob%	sf	sh	sb-att	po	a	e	fld%
2024	10.12	0-0	5	0	0	0/0	0	2.2	2	3	3	3	2	1	0	0	0	13	.200	1	0	0	0
TOTAL	10.12	0-0	5	0	0	0/0	0	2.2	2	3	3	3	2	1	0	0	0	13	.200	1	0	0	0

### Froehlich, Kyle

Year	avg	gp-gs	ab	r	h	2b	3b	hr	rbi	tb	slg%	bb	hbp	so	gdp	ob%	sf	sh	sb-att	po	a	e	fld%
2024	.000	0-0	0	0	0	0	0	0	0	0	.000	0	0	0	0	.000	0	0	0-0	1	2	1	.750
TOTAL	.000	0-0	0	0	0	0	0	0	0	0	.000	0	0	0	0	.000	0	0	0-0	1	2	1	.750
All*	.000	0-0	0	0	0	0	0	0	0	0	.000	0	0	0	0	.000	0	0	0-0	1	2	1	.750

Year	era	w-l	app	gs	cq	sho	sv	ip	h	r	er	bb	so	2b	3b	hr	bf	bavg	wp	hbp	bk	sfa	sha
2023*	2.70	4-3	23	0	0	0/0	7	36.2	35	14	11	7	35	6	0	2	155	99.00	4	3	0	1	2
2024	4.91	1-1	18	0	0	0/0	0	18.1	20	12	10	5	18	3	1	4	81	.274	0	1	0	2	0
TOTAL	4.91	1-1	18	0	0	0/0	0	18.1	20	12	10	5	18	3	1	4	81	.274	0	1	0	2	0
All*	3.44	5-4	41	0	0	0/0	7	55.0	55	26	21	12	53	9	1	6	236	.753	4	4	0	3	2

\* Statistics from prior team/school

### Harrahill, Ryan

Year	avg	gp-gs	ab	r	h	2b	3b	hr	rbi	tb	slg%	bb	hbp	so	gdp	ob%	sf	sh	sb-att	po	a	e	fld%
2024	27.00	0-1	1	1	0	0/0	0	1.0	4	4	3	1	2	0	1	0	9	.500	0	0	0	0	0
TOTAL	27.00	0-1	1	1	0	0/0	0	1.0	4	4	3	1	2	0	1	0	9	.500	0	0	0	0	0

### Horn, Ty

Year	avg	gp-gs	ab	r	h	2b	3b	hr	rbi	tb	slg%	bb	hbp	so	gdp	ob%	sf	sh	sb-att	po	a	e	fld%
2024	.000	0-0	0	0	0	0	0	0	0	0	.000	0	0	0	0	.000	0	0	0-0	0	2	0	1.000
TOTAL	.000	0-0	0	0	0	0	0	0	0	0	.000	0	0	0	0	.000	0	0	0-0	0	2	0	1.000

Year	era	w-l	app	gs	cq	sho	sv	ip	h	r	er	bb	so	2b	3b	hr	bf	bavg	wp	hbp	bk	sfa	sha
2024	6.87	1-1	11	4	0	0/0	1	18.1	29	25	14	8	13	5	1	3	97	.337	2	1	0	1	1
TOTAL	6.87	1-1	11	4	0	0/0	1	18.1	29	25	14	8	13	5	1	3	97	.337	2	1	0	1	1

### Hufft, Dylan

Year	avg	gp-gs	ab	r	h	2b	3b	hr	rbi	tb	slg%	bb	hbp	so	gdp	ob%	sf	sh	sb-att	po	a	e	fld%
2024	.278	21-5	18	4	5	0	0	0	1	5	.278	6	1	7	0	.480	0	1	1-1	16	21	0	1.000
TOTAL	.278	21-5	18	4	5	0	0	0	1	5	.278	6	1	7	0	.480	0	1	1-1	16	21	0	1.000

### Hughes, Bryce

Year	avg	gp-gs	ab	r	h	2b	3b	hr	rbi	tb	slg%	bb	hbp	so	gdp	ob%	sf	sh	sb-att	po	a	e	fld%
2024	.000	12-0	2	3	0	0	0	0	1	0	.000	0	0	0	0	.000	0	0	2-2	0	2	0	1.000
TOTAL	.000	12-0	2	3	0	0	0	0	1	0	.000	0	0	0	0	.000	0	0	2-2	0	2	0	1.000

Jesske, Will

Year	avg	gp-gs	ab	r	h	2b	3b	hr	rbi	tb	slg%	bb	hbp	so	gdp	ob%	sf	sh	sb-att	po	a	e	fld%
2024	.304	18-3	23	6	7	1	0	0	4	8	.348	3	0	2	0	.385	0	0	0-0	3	4	1	.875
TOTAL	.304	18-3	23	6	7	1	0	0	4	8	.348	3	0	2	0	.385	0	0	0-0	3	4	1	.875

Lewis, Hayden

Year	avg	gp-gs	ab	r	h	2b	3b	hr	rbi	tb	slg%	bb	hbp	so	gdp	ob%	sf	sh	sb-att	po	a	e	fld%
2024	.000	1-0	1	0	0	0	0	0	0	0	.000	0	0	0	0	.000	0	0	0-0	0	0	0	.000
TOTAL	.000	1-0	1	0	0	0	0	0	0	0	.000	0	0	0	0	.000	0	0	0-0	0	0	0	.000

Year	era	w-l	app	gs	cq	sho	sv	ip	h	r	er	bb	so	2b	3b	hr	bf	bavg	wp	hbp	bk	sfa	sha
2024	0.00	0-0	1	0	0	0/0	0	0.1	1	0	0	1	1	0	0	0	3	.500	0	0	0	0	0
TOTAL	0.00	0-0	1	0	0	0/0	0	0.1	1	0	0	1	1	0	0	0	3	.500	0	0	0	0	0

McConnaughey, Mason

Year	avg	gp-gs	ab	r	h	2b	3b	hr	rbi	tb	slg%	bb	hbp	so	gdp	ob%	sf	sh	sb-att	po	a	e	fld%
2024	.000	0-0	0	0	0	0	0	0	0	0	.000	0	0	0	0	.000	0	0	0-0	3	5	1	.889
TOTAL	.000	0-0	0	0	0	0	0	0	0	0	.000	0	0	0	0	.000	0	0	0-0	3	5	1	.889

Year	era	w-l	app	gs	cq	sho	sv	ip	h	r	er	bb	so	2b	3b	hr	bf	bavg	wp	hbp	bk	sfa	sha
2024	3.10	7-3	15	9	0	0/0	0	61.0	55	23	21	20	70	8	0	6	254	.244	5	5	0	1	3
TOTAL	3.10	7-3	15	9	0	0/0	0	61.0	55	23	21	20	70	8	0	6	254	.244	5	5	0	1	3

Olsen, Bobby

Year	avg	gp-gs	ab	r	h	2b	3b	hr	rbi	tb	slg%	bb	hbp	so	gdp	ob%	sf	sh	sb-att	po	a	e	fld%
2020*	.000	3-1	0	0	0	0	0	0	0	0	.000	0	0	0	0	.000	0	0	0-0	0	0	0	.000
2022*	.000	13-10	0	0	0	0	0	0	0	0	.000	0	0	0	0	.000	0	0	0-0	0	0	0	.000
2023*	.000	12-6	0	0	0	0	0	0	0	0	.000	0	0	0	0	.000	0	0	0-0	0	0	0	.000
2024	.000	0-0	0	0	0	0	0	0	0	0	.000	0	0	0	0	.000	0	0	0-0	0	1	1	.500
TOTAL	.000	0-0	0	0	0	0	0	0	0	0	.000	0	0	0	0	.000	0	0	0-0	0	1	1	.500
All*	.000	28-17	0	0	0	0	0	0	0	0	.000	0	0	0	0	.000	0	0	0-0	0	1	1	.500

Year	era	w-l	app	gs	cq	sho	sv	ip	h	r	er	bb	so	2b	3b	hr	bf	bavg	wp	hbp	bk	sfa	sha
2020*	11.37	0-1	3	1	0	0/0	0	6.1	7	9	8	7	3	2	0	0	34	99.00	2	1	0	1	0
2022*	5.83	0-4	13	10	0	0/0	0	58.2	68	43	38	19	48	18	2	5	274	99.00	7	13	0	1	4
2023*	4.44	3-4	12	6	0	0/0	1	46.2	41	26	23	25	56	10	0	5	210	99.00	7	7	0	6	2
2024	6.75	0-0	12	0	0	0/0	0	8.0	9	6	6	4	8	1	0	1	40	.281	2	4	0	0	0
TOTAL	6.75	0-0	12	0	0	0/0	0	8.0	9	6	6	4	8	1	0	1	40	.281	2	4	0	0	0
All*	5.64	3-9	40	17	0	0/0	1	119.2	125	84	75	55	115	31	2	11	558	3.906	18	25	0	8	6

\* Statistics from prior team/school

Overbeek, Joshua

Year	avg	gp-gs	ab	r	h	2b	3b	hr	rbi	tb	slg%	bb	hbp	so	gdp	ob%	sf	sh	sb-att	po	a	e	fld%
2022*	.200	21-6	35	8	7	0	0	1	2	10	.286	8	0	11	0	.341	1	0	0-0	15	2	1	.944
2024	.282	42-40	149	34	42	5	0	5	20	62	.416	25	6	43	0	.406	0	1	16-18	25	68	4	.959
TOTAL	.282	42-40	149	34	42	5	0	5	20	62	.416	25	6	43	0	.406	0	1	16-18	25	68	4	.959
All*	.266	63-46	184	42	49	5	0	6	22	72	.391	33	6	54	0	.393	1	1	16-18	40	70	5	.957

\* Statistics from prior team/school

Perry, Kyle

Year	avg	gp-gs	ab	r	h	2b	3b	hr	rbi	tb	slg%	bb	hbp	so	gdp	ob%	sf	sh	sb-att	po	a	e	fld%
2019	.000	2-2	0	0	0	0	0	0	0	0	.000	0	0	0	0	.000	0	0	0-0	1	2	1	.750
2020	.000	0-0	0	0	0	0	0	0	0	0	.000	0	0	0	0	.000	0	0	0-0	1	1	0	1.000
2022	.000	0-0	0	0	0	0	0	0	0	0	.000	0	0	0	0	.000	0	0	0-0	0	1	0	1.000
2023	.000	0-0	0	0	0	0	0	0	0	0	.000	0	0	0	0	.000	0	0	0-0	2	7	1	.900
2024	.000	0-0	0	0	0	0	0	0	0	0	.000	0	0	0	0	.000	0	0	0-0	4	1	0	1.000
TOTAL	.000	2-2	0	0	0	0	0	0	0	0	.000	0	0	0	0	.000	0	0	0-0	8	12	2	.909

Year	era	w-l	app	gs	cq	sho	sv	ip	h	r	er	bb	so	2b	3b	hr	bf	bavg	wp	hbp	bk	sfa	sha
2019	5.47	2-1	11	7	0	0/1	0	26.1	29	16	16	18	29	7	1	2	129	.282	2	6	1	1	1
2020	5.06	1-0	4	1	0	0/0	0	10.2	7	6	6	2	11	3	0	1	41	.179	0	0	0	0	0
2021	3.48	2-0	4	4	0	0/1	0	10.1	7	5	4	4	15	1	0	0	42	.184	1	0	0	0	0
2022	6.75	0-2	5	4	0	0/0	0	14.2	16	11	11	10	17	4	0	2	72	.276	1	3	0	0	1
2023	5.46	1-1	19	2	0	0/1	3	31.1	31	23	19	11	29	5	1	6	144	.261	3	6	0	3	5
2024	5.89	1-2	23	0	0	0/0	3	18.1	22	13	12	2	18	4	0	2	80	.286	1	1	0	0	0
TOTAL	5.48	7-6	66	18	0	0/3	6	111.2	112	74	68	47	119	24	2	13	508	.258	8	16	1	4	7

Sanders, Rans

Year	avg	gp-gs	ab	r	h	2b	3b	hr	rbi	tb	slg%	bb	hbp	so	gdp	ob%	sf	sh	sb-att	po	a	e	fld%
2024	.000	0-0	0	0	0	0	0	0	0	0	.000	0	0	0	0	.000	0	0	0-0	1	3	1	.800
TOTAL	.000	0-0	0	0	0	0	0	0	0	0	.000	0	0	0	0	.000	0	0	0-0	1	3	1	.800
All*	.000	0-0	0	0	0	0	0	0	0	0	.000	0	0	0	0	.000	0	0	0-0	1	3	1	.800

Year	era	w-l	app	gs	cq	sho	sv	ip	h	r	er	bb	so	2b	3b	hr	bf	bavg	wp	hbp	bk	sfa	sha
2023*	3.80	2-1	13	0	0	0/0	4	23.2	27	11	10	4	25	5	1	2	105	99.00	0	2	0	1	0
2024	4.05	0-1	17	0	0	0/0	2	13.1	10	8	6	5	9	1	0	3	54	.208	1	1	0	0	0
TOTAL	4.05	0-1	17	0	0	0/0	2	13.1	10	8	6	5	9	1	0	3	54	.208	1	1	0	0	0
All*	3.89	2-2	30	0	0	0/0	6	37.0	37	19	16	9	34	6	1	5	159	.771	1	3	0	1	0

\* Statistics from prior team/school

Sanderson, Case

Year	avg	gp-gs	ab	r	h	2b	3b	hr	rbi	tb	slg%	bb	hbp	so	gdp	ob%	sf	sh	sb-att	po	a	e	fld%
2024	.373	45-34	118	23	44	4	1	2	21	56	.475	28	7	32	3	.510	2	0	0-3	37	1	1	.974
TOTAL	.373	45-34	118	23	44	4	1	2	21	56	.475	28	7	32	3	.510	2	0	0-3	37	1	1	.974

Sears, Brett

Year	avg	gp-gs	ab	r	h	2b	3b	hr	rbi	tb	slg%	bb	hbp	so	gdp	ob%	sf	sh	sb-att	po	a	e	fld%
2023	.000	0-0	0	0	0	0	0	0	0	0	.000	0	0	0	0	.000	0	0	0-0	3	1	0	1.000
2024	.000	0-0	0	0	0	0	0	0	0	0	.000	0	0	0	0	.000	0	0	0-0	4	10	0	1.000
TOTAL	.000	0-0	0	0	0	0	0	0	0	0	.000	0	0	0	0	.000	0	0	0-0	7	11	0	1.000
All*	.000	0-0	0	0	0	0	0	0	0	0	.000	0	0	0	0	.000	0	0	0-0	7	11	0	1.000

Year	era	w-l	app	gs	cq	sho	sv	ip	h	r	er	bb	so	2b	3b	hr	bf	bavg	wp	hbp	bk	sfa	sha
2020*	12.27	0-1	3	2	0	0/0	0	7.1	13	10	10	6	6	3	0	1	45	99.00	1	6	0	0	1
2021*	5.91	2-4	8	8	1	1/0	0	42.2	52	32	28	22	25	17	0	2	202	99.00	2	3	1	2	2
2023	5.29	0-0	11	0	0	0/0	0	17.0	23	10	10	4	23	6	0	3	79	.324	3	3	0	1	0
2024	2.05	8-0	14	14	1	1/1	0	92.0	60	24	21	16	87	11	1	7	355	.182	1	7	1	2	1
TOTAL	2.56	8-0	25	14	1	1/1	0	109.0	83	34	31	20	110	17	1	10	434	.208	4	10	1	3	1
All*	3.91	10-5	36	24	2	2/1	0	159.0	148	76	69	48	141	37	1	13	681	.370	7	19	2	5	4

\* Statistics from prior team/school

Silva, Riley

Year	avg	gp-gs	ab	r	h	2b	3b	hr	rbi	tb	slg%	bb	hbp	so	gdp	ob%	sf	sh	sb-att	po	a	e	fld%
2024	.281	52-52	178	44	50	5	2	0	19	59	.331	20	23	27	2	.419	1	15	31-34	135	1	0	1.000
TOTAL	.281	52-52	178	44	50	5	2	0	19	59	.331	20	23	27	2	.419	1	15	31-34	135	1	0	1.000

Stokes, Rhett

Year	avg	gp-gs	ab	r	h	2b	3b	hr	rbi	tb	slg%	bb	hbp	so	gdp	ob%	sf	sh	sb-att	po	a	e	fld%
2024	.339	44-36	124	26	42	11	0	1	15	56	.452	9	1	29	1	.385	1	5	4-6	50	92	5	.966
TOTAL	.339	44-36	124	26	42	11	0	1	15	56	.452	9	1	29	1	.385	1	5	4-6	50	92	5	.966

Stone, Tyler

Year	avg	gp-gs	ab	r	h	2b	3b	hr	rbi	tb	slg%	bb	hbp	so	gdp	ob%	sf	sh	sb-att	po	a	e	fld%
2021*	.208	21-11	48	4	10	3	0	1	4	16	.333	2	0	23	0	.240	0	0	0-0	76	3	3	.963
2024	.313	46-38	150	26	47	8	0	8	33	79	.527	27	1	42	3	.414	3	0	0-1	257	15	4	.986
TOTAL	.313	46-38	150	26	47	8	0	8	33	79	.527	27	1	42	3	.414	3	0	0-1	257	15	4	.986
All*	.288	67-49	198	30	57	11	0	9	37	95	.480	29	1	65	3	.377	3	0	0-1	333	18	7	.980

\* Statistics from prior team/school

Swansen, Gabe

Year	avg	gp-gs	ab	r	h	2b	3b	hr	rbi	tb	slg%	bb	hbp	so	gdp	ob%	sf	sh	sb-att	po	a	e	fld%
2022	.154	20-9	39	6	6	1	0	1	6	10	.256	5	1	9	2	.267	0	0	0-0	3	0	1	.750
2023	.291	52-49	179	45	52	11	0	18	57	117	.654	24	15	43	3	.410	4	0	3-5	81	1	1	.988
2024	.217	25-16	60	6	13	2	0	1	6	18	.300	5	3	18	0	.304	1	1	3-3	30	0	0	1.000
TOTAL	.255	97-74	278	57	71	14	0	20	69	145	.522	34	19	70	5	.369	5	1	6-8	114	1	2	.983

Timmerman, Tucker

Year	avg	gp-gs	ab	r	h	2b	3b	hr	rbi	tb	slg%	bb	hbp	so	gdp	ob%	sf	sh	sb-att	po	a	e	fld%
2024	.000	0-0	0	0	0	0	0	0	0	0	.000	0	0	0	0	.000	0	0	0-0	2	4	1	.857
TOTAL	.000	0-0	0	0	0	0	0	0	0	0	.000	0	0	0	0	.000	0	0	0-0	2	4	1	.857

Year	era	w-l	app	gs	cq	sho	sv	ip	h	r	er	bb	so	2b	3b	hr	bf	bavg	wp	hbp	bk	sfa	sha
2024	8.62	2-0	14	0	0	0/0	1	15.2	21	15	15	12	16	3	0	3	80	.328	2	3	0	1	0
TOTAL	8.62	2-0	14	0	0	0/0	1	15.2	21	15	15	12	16	3	0	3	80	.328	2	3	0	1	0

Walsh, Will

Year	avg	gp-gs	ab	r	h	2b	3b	hr	rbi	tb	slg%	bb	hbp	so	gdp	ob%	sf	sh	sb-att	po	a	e	fld%
2022	.000	2-0	2	0	0	0	0	0	0	0	.000	0	0	2	0	.000	0	0	0-0	0	0	0	.000
2023	.176	17-9	34	5	6	1	0	2	4	13	.382	3	2	12	0	.282	0	0	0-0	67	13	1	.988
2024	.250	13-9	32	8	8	1	0	5	14	24	.750	3	2	11	0	.351	0	0	0-0	57	15	1	.986
TOTAL	.206	32-18	68	13	14	2	0	7	18	37	.544	6	4	25	0	.308	0	0	0-0	124	28	2	.987

Year	era	w-l	app	gs	cq	sho	sv	ip	h	r	er	bb	so	2b	3b	hr	bf	bavg	wp	hbp	bk	sfa	sha
2022	13.50	0-0	1	0	0	0/0	0	0.2	3	1	1	0	1	0	0	0	5	.600	1	0	0	0	0
2023	4.24	5-3	15	8	1	1/0	0	51.0	46	26	24	8	44	4	2	6	206	.241	4	4	0	2	1
2024	5.62	4-4	13	9	0	0/0	0	49.2	63	34	31	9	38	10	0	10	222	.315	4	6	0	2	5
TOTAL	4.97	9-7	29	17	1	1/0	0	101.1	112	61	56	17	83	14	2	16	433	.283	9	10	0	4	6

Worthley, Jalen

Year	avg	gp-gs	ab	r	h	2b	3b	hr	rbi	tb	slg%	bb	hbp	so	gdp	ob%	sf	sh	sb-att	po	a	e	fld%
2023	.000	0-0	0	0	0	0	0	0	0	0	.000	0	0	0	0	.000	0	0	0-0	0	3	0	1.000
2024	.000	0-0	0	0	0	0	0	0	0	0	.000	0	0	0	0	.000	0	0	0-0	1	7	0	1.000
TOTAL	.000	0-0	0	0	0	0	0	0	0	0	.000	0	0	0	0	.000	0	0	0-0	1	10	0	1.000

Year	era	w-l	app	gs	cq	sho	sv	ip	h	r	er	bb	so	2b	3b	hr	bf	bavg	wp	hbp	bk	sfa	sha
2023	8.10	0-0	10	0	0	0/1	0	10.0	14	9	9	7	8	0	0	1	53	.333	1	3	0	1	0
2024	3.64	3-0	20	0	0	0/1	4	29.2	25	12	12	6	28	4	0	5	121	.227	3	1	0	0	4
TOTAL	4.76	3-0	30	0	0	0/2	4	39.2	39	21	21	13	36	4	0	6	174	.257	4	4	0	1	4

## LAST TIME A NEBRASKA HITTER HAD...

Five Consecutive 3-Hit Games at Hawks Field: .....Rhett Stokes (2024)  
 4 Hits in a Game: ..... Cole Evans (4) at Wichita State (3/12/24)  
 Consecutive 4-Hit Games: ..... Ben Miller (4 & 4) vs. Maryland (4/8-9/17)  
 5 Hits in a Game: ..... Gunner Hellstrom (5) at Rutgers (4/21/18)  
 6 Hits in a Game: ..... Steve Edlefsen (6) vs. Iowa (4/11/06)

2 Hits in an Inning: ..... Josh Caron (2B/HR) vs. Minnesota (4/29/23)  
 2 Extra-Base Hits in an Inning: ..... Josh Caron (2B/HR) vs. Minnesota (4/29/23)

7 At Bats in a Game: ..... C. Chick/G. Everitt/M. Anderson (7) at Minnesota (5/7/22)  
 8 At Bats in a Game: ..... DJ Belfonte (8) at UL-Lafayette (15 inn.) (2/20/08)  
 9 At Bats in a Game: ..... P. Kelly/C. Christensen (9) vs. Northwestern (16 inn.) (3/29/13)

4 Runs in a Game: ..... Cam Chick (4) at Ohio State (4/3/22)  
 5 Runs in a Game: ..... Steve Edlefsen at Iowa (4/11/06)  
 6 Runs in a Game: ..... Craig Moore vs. Chicago State (3/16/99)

3 Doubles in a Game: ..... Casey Burnham (3) vs. Vanderbilt (3/3/23)

2 Triples in a Game: ..... Garrett Anglim (2) at UT Arlington (3/5/22)  
 2 Triples in Consecutive Games: ..... Blake Headley vs. Northern Colo. (3/10-11/15)

2 HRs in a Game: ..... Josh Caron at Grand Canyon (2/23/24)  
 3 HRs in a Game: ..... Garrett Anglim vs. Iowa (DH 1) (5/1/22)  
 2 HRs in an Inning: ..... C. Ledbetter/B. Fusilier vs. SDSU (4th inn.) (3/13/05)  
 HRs in Consecutive At Bats: ..... Gabe Swansen vs. Northwestern (2) (4/16/23)  
 HRs in Consecutive Innings: ..... Gabe Swansen vs. Northwestern (6th, 7th) (4/16/23)  
 Grand Slam: ..... Cole Evans at Kansas (4/9/24)  
 A Pinch-Hit Home Run: ..... Max Buettenback at Wichita State (3/13/24)  
 An Inside-the-Park Home Run: ..... Max Buettenback at Wichita State (3/13/24)  
 An Inside-the-Park Grand Slam: ..... Jaxon Hallmark at Kansas State (4/2/19)  
 Led Off Game with Home Run (Away): ..... Brice Matthews at Creighton (5/9/23)  
 Led Off Game with Home Run (Home): ..... Brice Matthews vs. Illinois (3/25/23)  
 A Walk-Off Home Run to Win a Game: ..... Cole Evans vs. Indiana (5/11/24)  
 Had a Homer and a Win, Same Game: ..... Ben Miller vs. Creighton (4/4/17)  
 Homered in First Career At-Bat: ..... Max Anderson vs. Purdue (3/5/21)  
 Homered in First Career Game: ..... Max Anderson vs. Purdue (3/5/21)  
 Freshman Homered in First Career Game: ..... Max Anderson vs. Purdue (3/5/21)  
 Back-to-Back Multi-HR Games: ..... Scott Schreiber vs. Penn State & at Creighton (5/15-17/16)  
 Homered in Three-Straight Games: ..... Tyler Stone (3) (vs. Maryland/Kansas/Iowa) (4/21-26/24)

Hit For the Cycle: ..... Steve Edlefsen at Iowa (4/11/06)

6 RBI in a Game: ..... Gabe Swansen vs. Northwestern (4/16/23)  
 7 RBI in a Game: ..... Josh Scheffert (7) at Ohio State (4/15/12)  
 8 RBI in a Game: ..... Adam Bailey (8) vs. Creighton (5/18/10)  
 9 or more RBI in a Game: ..... Craig Moore (10) vs. Chicago State (3/16/99)

10 or More Total Bases: ..... Max Anderson (10) vs. Minnesota, (4/29/23)

4 Walks in a Game: ..... Josh Caron (4) vs. Indiana (5/11/24)  
 5 Walks in a Game: ..... Cam Chick at Ohio State (4/3/22)

5 Strikeouts in a Game: ..... Kurt Farmer vs. UCLA (3/5/11)

3 Stolen Bases: ..... Jaxon Hallmark (3) at Rutgers (5/9/21)  
 4 Stolen Bases: ..... John Cole vs. Texas-San Antonio (2/26/00)  
 Stole Home: ..... Dylan Carey at Grand Canyon (2/25/24)  
 3 HBP in a Game: ..... Riley Silva (3) at Grand Canyon (2/22/24)

4 Sacrifice Bunts in Game: ..... Andrew Sawyers vs. Kansas State, April 4, 1998 (NCAA Record)

## LAST TIME A NEBRASKA PITCHER HAD...

An Individual No-Hitter - 9 Innings: ..... Jackson Brockett vs. K-State (5/1/24)  
 An Individual No-Hitter - 7 Innings: ..... Anthony Kelley vs. Oklahoma (4/5/81)  
 Note: Nate Fisher pitched 8.0 no-hit innings on March 9, 2019 at Baylor (not complete game)

A Combined No-Hitter: ..... K. Kubat (5.0), T. Niederklein (2.1), D. Vogt (1.2) vs. Arkansas (4/16/13)

A 2-Hit Game (individual): ..... Brett Sears vs. Ohio State (4/5/24)  
 A 1-Hit Game (individual): ..... Michael Mariot vs. Houston Baptist (Game 2) (3/13/10)  
 A 1-Hit Game (combined): ..... Koty Frank (6.2), Tyler Martin (1.1), Braxton Bragg (1.0) vs. BYU (4/14/22)

Picked off Two Base Runners in an Inning: ..... Aaron Bummer at The Citadel (3/1/14)

A Complete Game - 9 innings: ..... Jackson Brockett vs. Kansas State (5/1/24)  
 A Complete Game - less than 9 inn.: ..... Emmett Olson vs. Nicholls (7 Inn.) (3/17/23)  
 A Complete Game by a Freshman: ..... Matt Waldron (9 inn.) vs. Penn State (5/14/16)  
 A Complete Game by a Freshman - 9 inn.: ..... Matt Waldron vs. Penn State (5/14/16)  
 Consecutive Complete Games - 9 inn.: ..... C. DeLeon vs. Ohio State & Minn. (4/4-12/14)

A Complete-Game Shutout - 9 Inn.: ..... Jackson Brockett vs. Kansas State (5/1/24)  
 A Complete-Game Shutout - less than 9 inn.: ..... Tom Lemke (7 inn.) vs. Oklahoma (3/28/10)  
 Consecutive Shutouts: ..... Shane Komine vs. Iowa State & at Texas (4/28-5/6/00)  
 A Complete-Game Shutout by a Freshman: ..... Matt Waldron vs. Penn State (5/14/16)

Immaculate Inning: ..... Cade Povich vs. Michigan (1st Inning) (5/28/21)  
 A Three-Pitch Inning: ..... Colton Howell vs. Northwestern (4/19/14)

Hit 4 or More Batters in a Game: ..... Matt Freeman (4) vs. No. Colorado (3/24/09)  
 Hit 5 or More Batters in a Game: ..... Shane Komine (5) vs. Nicholls State (2/19/99)

10 Strikeouts in a Game: ..... Mason McConnaughey (10) vs. Indiana (5/11/24)  
 10+ Strikeouts in a Game: ..... Jackson Brockett (12) vs. Kansas State (5/1/24)  
 15+ Strikeouts in a Game: ..... Joba Chamberlain (15) vs. New Mexico (2/25/05)

Struck out 4 Batters in an Inning: ..... Michael Mariot (6th inn.) vs. Texas A&M (4/30/10)

Lost a Game Without Giving Up an Earned Run: ..... Shay Schanaman vs. BYU (4/15/22)



## LAST TIME NEBRASKA HAD...

25+ Runs:..... 50 vs. Chicago State (3/16/99)  
 20+ Runs:..... 21 at UC Riverside (2/15/99)  
 10 Runs in an Inning:..... 11 at Baylor (1st) (2/14/20)  
 20+ Hits:..... 20 vs. Northwestern (4/16/23)  
 Every Husker Starter Had a Hit:..... vs. Nicholls (3/17/24)  
 Every Husker Starter Scored a Run:..... vs. Northern Colorado (3/8/23)  
 Every Husker Starter Had a Hit and Scored a Run:.. vs. No. Colorado (3/8/23)  
 0 Strikeouts on Offense:..... vs. UNLV (3/30/14)  
 0 Walks on Offense:..... vs. TCU (2/27/22)  
 10+ Doubles:..... vs. Creighton (11) (5/18/10)  
 9+ Doubles:..... vs. Creighton (11) (5/18/10)  
 8+ Doubles:..... vs. Vanderbilt (8) (3/3/23)  
 7+ Doubles:..... vs. Vanderbilt (8) (3/3/23)  
 3 Consecutive Doubles:..... M. Waldron, J. Acker, M. Hagge at Cal Poly (3/25/17)  
 3 Triples:..... at UT Arlington (3) (3/5/22)  
 9 HRs:..... vs. Chicago State, March 16, 1999  
 7 HRs:..... vs. Northwestern (4/16/23)  
 6 HRs:..... vs. Northwestern (4/16/23)  
 5 HRs:..... vs. Northwestern (4/16/23)  
 Back-to-Back Homers:..... B. Columbus/D. Carey (8th inn.) at Rutgers (4/13/24)  
 3 Consecutive Homers:..... J. Dalton/D. Erstad/D. Dukart vs. Iowa State (5/15/94)  
 2 Homers in an Inning:..... C. Bradford/R. Stokes (4th inn.) at Creighton (4/30/24)  
 3 Homers in an Inning: M. Anderson/G. Swansen/E. Cervantes (3rd inn.) at Maryland (5/6/23)  
 3 Triples:..... at UT Arlington (3) (3/5/22)  
 2 Grand Slams in a Game:..... Dan Wright/Jeff Leise vs. Western Illinois (4/19/00)  
 Grand Slams in Back-to-Back Games:..... M. Anderson/L. Sartori at Ohio State (4/2-3/22)  
 10+ Stolen Bases:..... 10 vs. Peru State (5/6/96)  
 7+ Stolen Bases:..... 7 vs. Kansas State (4/26/22)  
 Rallied from a 10-run deficit:..... vs. North Dakota (Trailed 10-0, won 11-10) (3/30/10)  
 Rallied from a deficit of 7 runs/greater:..... vs. Ohio State (Trailed 9-2, won 11-9) (5/22/21)  
 Rallied from a deficit of 6 runs/greater:..... vs. Ohio State (Trailed 9-2, won 11-9) (5/22/21)  
 Rallied from a deficit of 5 runs/greater: vs. South Alabama(Trailed 6-1, won 12-7) (3/10/24)  
 Was shut out – General:..... at Iowa (8-0) (4/22/23)  
 Was shut out – At Home:..... vs. Iowa (1-0) (4/29/22)  
 Was shut out – On the Road:..... at Iowa (8-0) (4/22/23)  
 Held to 2 or fewer hits:..... 2 vs. Iowa (4/28/24)  
 Swept a Conference Series:..... at Northwestern (3-0) (3/29-31/24)  
 Were Swept in a Conference Series:..... at Iowa (3-0) (4/21-23/23)  
 Were Swept in a Conference Series at Home: Rutgers (0-3), April 8-10, 2022  
 Allowed 2 hits or less:..... vs. Kansas State (0) (5/1/24)  
 Walked 10+:..... at Maryland (11) (5/7/23)  
 Walked 15+:..... Wichita State (17) (3/18/16)  
 Struck out 15+ Batters:..... vs. South Alabama (16 in 9 inn.) (3/10/24)  
 Struck out 30+ in a 3-Game Series:..... vs. Ohio State (30) (4/5-7/24)  
 Walk-Off Win:..... Cole Evans, 5-2 vs. Indiana (10 inn.) (5/11/24)  
 2-Straight Walk-Off Wins:..... Pat Kelly (Illinois) & Tanner Lubach (Ohio St.) (3/17-21/14)  
 2-Straight Complete Games:..... Chance Sinclair & Aaron Bummer (Ohio State) (4/4-5/14)  
 3-Straight Complete Games:..... C. DeLeon, C. Sinclair & A. Bummer (Ohio St.), (4/4-6/14)  
 A Player Ejection:..... Michael Pritchard vs. UC Irvine (DH 1) (3/15/14)  
 A Head Coach Ejection:..... Will Bolt at Kansas (4/9/24)  
 An Assistant Coach Ejection:..... Eric Newman vs. Kansas (4/20/08)  
 Turned a Triple Play:..... vs. Northern Colorado (3/27/07)  
 Had a Triple Play Turned Against:..... vs. Michigan State (5/13/17)  
 7 Errors in a Game:..... vs. Kansas State (3/11/97)  
 6 Errors in a Game:..... vs. Michigan (6) (5/25/19)  
 5 Errors in a Game:..... vs. South Alabama (5) (3/10/24)  
 Scored in every inning (9 inn.):..... vs. Texas Tech (W, 12-8) (5/23/02)  
 Lost a game without giving up an earned run:..... vs. BYU (Lost 3-2) (4/25/22)

## LAST TIME A NEBRASKA OPPONENT HAD...

4 Hits in a Game:..... Jack Frank (4) at Michigan State (5/18/24)  
 5 Hits in a Game:..... Matt Woods (5) at Maryland (5/7/23)  
 7 RBI in a Game:..... Nick Lorusso (8) at Maryland (5/7/23)  
 Hit for the Cycle:..... Parker Coddou vs. Nicholls (3/19/23)  
 2 Home Runs:..... Thatcher Kozal vs. South Dakota State (5/8/24)  
 3 Home Runs:..... Jeff Larish at Arizona State (6/21/05)  
 3 Home Runs in a Series:..... Nick Lorusso at Maryland (5/5-7/23)  
 A Grand Slam:..... Teddy Deters vs. Creighton (4/16/24)  
 2 Grand Slams in a Game:..... at Wichita State (3/2/18)  
 3 Grand Slams in a Series:..... at Wichita State (3/2-4/18)  
 Back-to-Back Homers:..... Z. Yorke/B. Ankeney at Grand Canyon (3rd inn.) (2/24/24)  
 Back-to-Back-to-Back Homers:..... Michigan (5th inn.) (3/25/22)  
 Back-to-Back-to-Back-to-Back Homers:..... Michigan (5th inn.) (3/25/22)  
 A Walk-Off Homer:..... Eli Wilson at Minnesota (3/29/19)  
 Team Hit 9 HR in a Game:..... at Missouri (4/1/98)  
 10+ Runs in an Inning:..... Rutgers (10 in the 7th) (4/10/22)  
 20+ Hits in a Game:..... at Maryland (20) (5/7/23)  
 Stole Home:..... Bobby Whalen, at Indiana (4/23/22)  
 A One-Hitter:..... Matt Smith, Oklahoma State (4/24/98)  
 A No-Hitter:..... Jim Maddock, Missouri (13-0) (5/3/81)  
 A Complete Game (9 innings):..... Adam Mazur, vs. Iowa (4/29/22)  
 10 Strikeouts in a Game:..... Brody Brecht (11), vs. Iowa (4/28/24)  
 Walk-Off Win:..... at Rutgers, 7-6 (RBI Single in 11th) (4/12/24)  
 Two Walk-Off Wins in a Series:..... at Minnesota [Games 1 (HR) & 3 (WP)] (3/29-31/19)  
 7 Errors in a Game:..... vs. Northwestern (7) (3/31/13)



0  
Cayden Brumbaugh  
RSo. • INF



1  
Riley Silva  
Jr. • OF



2  
Matt Evans  
Fr. • OF



4  
Joshua Overbeek  
Jr. • INF



5  
Josh Caron  
Jr. • C



6  
Dylan Hufft  
RSo. • INF



8  
Evan Borst  
Jr. • RHP



9  
Rhett Stokes  
Jr. • INF



10  
Ben Columbus  
Sr. • C



11  
Max Buettenback  
Fr. • C



12  
Cole Evans  
Sr. • OF



13  
Will Jesske  
Fr. • C



14  
Case Sanderson  
Fr. • INF



15  
Dylan Carey  
So. • INF



16  
Aaron Manias  
Jr. • INF



17  
Hayden Lewis  
RFr. • UTIL



18  
Garrett Anglim  
R Jr. • OF



19  
Kyle Perry  
Gr. • LHP



20  
Ty Horn  
Fr. • RHP



21  
Clay Bradford  
Sr. • OF



23  
Bryce Hughes  
R Jr. • INF



24  
Caleb Clark  
So. • LHP



25  
Drew Christo  
Jr. • RHP



26  
Kyle Froehlich  
Sr. • RHP



27  
Noah Madsen  
Fr. • RHP



28  
Bobby Olsen  
Gr. • RHP



30  
Will Walsh  
R Jr. • UTIL



32  
Tucker Timmerman  
Fr. • RHP



33  
Jackson Brockett  
Jr. • LHP



34  
Brett Sears  
Jr. • RHP



35  
Ryan Harrahill  
Fr. • RHP



36  
Grant Cleavinger  
So. • LHP



37  
Ian Regal  
Fr. • LHP



38  
Brooks Kneifl  
Fr. • LHP



39  
Carson Jasa  
Fr. • RHP




42  
Jalen Worthley  
So. • LHP



44  
Gabe Swansen  
Jr. • OF



45  
Casey Dais  
Jr. • RHP



48  
Rans Sanders  
Sr. • RHP



51  
Mason McConnaughey  
So. • RHP



54  
Trey Frahm  
R Jr. • RHP



55  
Tyler Stone  
Jr. • INF



7  
Will Bolt  
Head Coach



29  
Rob Childress  
Assistant Coach



22  
Lance Harvell  
Assistant Coach



3  
Mike Sirianni  
Assistant Coach