



NEBRASKA[®] BASEBALL

3 CWS Appearances | 18 NCAA Regional Appearances | 13 Conference Champions
48 First-Team All-Americans | 107 MLB Draft Picks



2024 SCHEDULE/RESULTS

Overall Record	39-20
Big Ten Record	16-8
at Hawks Field	18-8
Road Games	15-9
Neutral Games	6-3
Streak	W5
Last 10 Games	8-2

Date	Opponent	Time (CT)/Result
2/16	vs. Baylor [^]	W, 4-1
2/17	vs. No. 21 Texas Tech [^]	L, 6-3
2/18	vs. Oklahoma [^]	L, 7-6
2/22	at Grand Canyon	W, 7-2
2/23	at Grand Canyon	W, 11-1
2/24	at Grand Canyon	L, 7-5
2/25	at Grand Canyon	W, 10-8
2/29	at College of Charleston	W, 6-5 (10)
3/1	at College of Charleston	CANCELED
3/2	at College of Charleston	W, 5-4
3/3	at College of Charleston	W, 5-3
3/8	SOUTH ALABAMA	L, 11-3
3/9	SOUTH ALABAMA	W, 13-2
3/10	SOUTH ALABAMA	W, 12-7
3/12	at Wichita State	W, 8-6
3/13	at Wichita State	L, 9-3
3/15	NICHOLLS	W, 7-6
3/16	NICHOLLS	W, 16-0
3/17	NICHOLLS	W, 11-4
3/19	OMAHA	W, 11-5
3/20	NORTH DAKOTA STATE	W, 3-1
3/22	NEW MEXICO STATE	W, 14-2
3/23	NEW MEXICO STATE	W, 2-1
3/24	NEW MEXICO STATE	CANCELED
3/26	at Kansas State	CANCELED
3/29	at Northwestern*	W, 5-2
3/30	at Northwestern*	W, 9-5
3/31	at Northwestern*	W, 8-7 (10)
4/2	at Creighton	L, 5-3
4/5	OHIO STATE*	W, 3-0
4/6	OHIO STATE*	W, 7-3
4/7	OHIO STATE*	L, 9-3
4/9	at Kansas	L, 13-11
4/12	at Rutgers*	L, 7-6 (11)
4/13	at Rutgers*	W, 16-1
4/14	at Rutgers*	L, 6-4
4/16	CREIGHTON	L, 6-4
4/19	MARYLAND*	W, 6-3
4/20	MARYLAND*	L, 11-2
4/21	MARYLAND*	W, 16-4 (7)
4/23	KANSAS	L, 9-4
4/26	IOWA*	W, 7-4
4/27	IOWA*	W, 12-2 (7)
4/28	IOWA*	L, 4-1
4/30	at Creighton	L, 9-5
5/1	KANSAS STATE	W, 8-0
5/3	at Minnesota*	W, 10-7
5/4	at Minnesota*	W, 7-3
5/5	at Minnesota*	L, 6-2
5/8	SOUTH DAKOTA STATE	L, 10-6
5/10	INDIANA*	L, 10-5
5/11	INDIANA*	W, 5-2 (10)
5/12	INDIANA*	W, 4-2
5/16	at Michigan State*	W, 2-1
5/17	at Michigan State*	W, 11-3
5/18	at Michigan State*	L, 11-6
5/21	vs. Ohio State&	L, 15-2 (7)
5/22	vs. Purdue&	W, 6-2
5/24	vs. Ohio State&	W, 12-5
5/25	vs. Indiana&	W, 4-2
5/25	vs. Indiana&	W, 10-4
5/26	vs. Penn State&	W, 2-1
5/31	vs. Florida%	2 p.m.
6/1	vs. TBD%	TBD

Home games = Red all caps

* Big Ten games

[^] Shriners Children's College Showdown
& Big Ten Tournament (Omaha, Neb.)

% NCAA Stillwater Regional

GAME 60 • NCAA STILLWATER REGIONAL • MAY 31 - JUNE 3

STILLWATER, OKLA. | O'BRATE STADIUM



39-20
16-8 B1G



28-27
13-17 SEC

NEBRASKA CORNHUSKERS

Ranking.....25 (BA) | 25 (USA Today)
Head Coach.....Will Bolt
Career Record136-95-1 (5th Year)
Record at Nebraska.....Same

MATCHUP AT A GLANCE

Nebraska		Florida
.289	BA	.272
2004	AB	1865
399	R	383
580	H	508
119	2B	95
7	3B	4
66	HR	116
365	RBI	361
.455	SLG%	.514
268	BB	235
501	SO	509
.392	OB%	.381
91-120	SB-ATT	34-43
4.40	ERA	6.27
19	SV	8
170	BB	245
499	SO	557
.243	BAA	.267
.975	FLD%	.981
54	E	38

FLORIDA GATORS

Ranking.....NR
Head Coach.....Kevin O'Sullivan
Career Record709-346 (17th Year)
Record at Florida.....Same

PROBABLE PITCHERS

NEBRASKA

Friday: Brett Sears - RHP - Sr.

Stats: 9-0, 2.00 ERA, 15 GS, 99.0 IP, 18 BB, 97 K

FLORIDA

Friday: Liam Peterson - RHP - Fr.

Stats: 2-4, 5.83 ERA, 14 APP, 54.0 IP, 29 BB, 63 K

GAME COVERAGE

FRIDAY, MAY 31

First Pitch: 2:00 PM CT

TV/Stream: ESPN+

Radio: Huskers Radio Network

Live Stats: Huskers.com

SERIES HISTORY

All-Time Series: Florida leads, 1-0

Last Game: Florida, 7-4 in Omaha (6/19/05)

Win Streak: Florida, 1 game

NUMBERS TO KNOW

2 Josh Caron is one of two catchers nationally, along with South Carolina's Cole Messina, with a .320-plus batting average and at least 30 extra-base hits and 65 runs driven in this season.

5 Case Sanderson has reached base at a .472 clip this season for the Huskers, which ranks fifth in Division I among all freshmen.

8 Brett Sears (9) and Mason McConaughy (8) are the first Husker pitching duo with eight-or-more-wins in a single season since Tony Watson (10) and Johnny Dorn (9) in 2006.

18 This weekend marks the 18th NCAA Regional appearance for the Big Red in program history, including the first since NU was selected for the Fayetteville Regional in 2021.

30 Junior Riley Silva is the first Husker to steal 30-or-more bases in a single season since Jamal Strong (35) in 2000.

QUICK FACTS

General Information

Location Lincoln, Neb.
 Population 298,126
 Enrollment 25,390
 Founded 1869
 Nickname Cornhuskers, Huskers
 Colors Scarlet and Cream
 Affiliation NCAA Division I
 Conference Big Ten
 Athletic Director Troy Dannen

Coaches and Staff

Head Coach Will Bolt
 Alma Mater Nebraska, 2003
 NEB Record 136-95-1 (5th Year)
 Career Record Same
 Assistant Coach Rob Childress
 Alma Mater Northwood, 1990
 Assistant Coach Lance Harvell
 Alma Mater Texas A&M, 2006
 Assistant Coach Mike Sirianni
 Alma Mater Arkansas State, 2006
 Dir. of Program Development Conor Behrens
 Strength Coach Bryce Siecko
 Athletic Trainer Tanner Fowler

Baseball History

Season of Nebraska Baseball in 2024 118th
 First Season of Nebraska Baseball 1889
 All-Time Record 2,364-1,722-18 (.577)
 All-Time Conference Record 925-857-2 (.516)
 All-Time NCAA Tournament Record 36-35 (.507)
 Conference Regular Season Titles 8
 Conference Tournament Titles 5
 NCAA Tournament Appearances 18
 Super Regionals Appearances 4
 College World Series Appearances 3
 All-America Certificates 114
 First-Team All-America Certificates 48
 Freshman All-America Certificates 36
 CoSIDA Academic All-Americans 21
 All-Big Ten Selections (Since 2012) 50
 Perfect Games Thrown 1 (1980)
 No-Hitters Thrown 10 (5 Ind., 4 Comb., 1 Perf. Game)
 Huskers Who Have Played in the MLB 39

Hawks Field at Haymarket Park

Capacity 8,486
 First Season 2002
 All-Time Record 426-173-1
 Playing Surface Kentucky Bluegrass
 Dimensions 335 (LL); 403 (LC); 395 (CF); 400 (RC); 325 (RL)

Team Information

Letterwinners Returning/Lost 13/20
 Position Starters Returning/Lost 4/4
 Pitchers Returning/Lost 8/12
 Newcomers 25 (11 Freshmen)
 Overall Record 39-20
 Big Ten Record 16-8

Communications Information

Baseball Contact Jared Meister
 Email jmeister@huskers.com
 Phone (402) 472-7781
 Fax (402) 472-2005
 Ticket Office 1-800-8 BIG RED or (402) 472-3111
 Ticket Website Huskers.com/Tickets
 Radio Huskers Radio Network

SEASON NOTES

Follow the Game

- Every game of the NCAA Stillwater Regional can be seen on ESPN+, with Tom Hart and Kyle Peterson on the call all weekend.
- Fans can also listen to Dave Gustafson and Ben McLaughlin call the action this weekend on the Huskers Radio Network.
- Every game this season can be heard for free on Huskers.com and the Official Nebraska Huskers App for both iOS and android devices.

Nebraska vs. Florida

- Nebraska and Florida meet for the second time on the baseball diamond after facing off in the College World Series in 2005.
- In their lone matchup against each other, the Gators came away with a 7-4 win over the Big Red in a winner's bracket tilt at Rosenblatt Stadium in Omaha.

Huskers Appear in 18th NCAA Regional

- This weekend marks the 18th NCAA Regional appearance for the Big Red in program history, appearing the first since NU was selected for the Fayetteville Regional in 2021.
- Nebraska has recorded 28 wins in its first 17 NCAA Regional appearances, reaching three wins in six of the 17 appearances.
- The Big Red have advanced to the regional final six times, while advancing to the Super Regional in 2000, 2001, 2002 and 2005.

Regional (Season)	Record
Fayetteville (2021)	3-2
Oklahoma City (2019)	1-2
Corvallis (2017)	0-2
Clemson (2016)	0-2
Stillwater (2014)	1-2
Lincoln (2008)	1-2
Tempe (2007)	2-2
Lincoln (2006)	0-2
Lincoln (2005)	3-0
Lincoln (2003)	3-2
Lincoln (2002)	3-0
Lincoln (2001)	3-0
Minneapolis (2000)	3-0
Columbus (1999)	1-2
Western 1 - Palo Alto, Calif. (1985)	1-2
Midwest - Ann Arbor, Mich. (1980)	2-2
Northeast - Annapolis, Md. (1979)	1-2

Historic Run for NU's Big Ten Tournament Title

- Nebraska became the first team since 1995 to lose their first game and rally to capture the championship, winning five games over five days to secure the Huskers' first Big Ten Tournament title.
- The second-seeded Huskers suffered a 15-2 setback in seven innings against Ohio State, before picking up wins against Purdue, Ohio State, Indiana (twice) and Penn State.
- The Big Red edged the Nittany Lions 2-1 in a pitcher's duel that produced the lowest scoring Big Ten Championship in 34 years.

Big Red Set Team Records at Big Ten Tournament

- The Husker offense set a Big Ten Tournament record with 18 doubles in six games, surpassing Michigan (2022) and Indiana (2009) with 16.
- The NU pitching staff recorded 56 strikeouts over six games, setting a new Big Ten Tournament record for most punchouts after passing Minnesota's 54 strikeouts recorded in 2019.

Sears, Huskers Earn All-Big Ten Accolades

- Brett Sears was a first-team selection and tabbed the Big Ten's Pitcher of the Year, becoming the first NU pitcher to be named Pitcher of the Year since the Huskers joined the Big Ten in 2012.
- Mason McConnaughey was a second-team honoree and is 8-3 this season with a 3.09 ERA, which ranks third in the Big Ten.
- Tyler Stone, a second-team selection, is hitting .297 for the Big Red with eight home runs and 33 RBI, tallying 10 multi-hit games this season, including four three-hit efforts.
- Case Sanderson, a third-team selection and named to the All-Freshman Team, ranks second on the Huskers with a .340 batting average along with five doubles, a triple, two home runs and 22 RBI.

Caron's Record-Breaking Week in Omaha

- Junior Josh Caron was named the Most Outstanding Player of the Big Ten Tournament after a record-breaking performance at Charles Schwab Field in Omaha last week.
- Caron hit .409 at the plate with a double, six homers, 11 RBI and eight runs, while boasting a 1.273 slugging percentage across six games.
- The Sun Prairie, Wis., native's six homers passed Purdue's Dan Black (5) in 2008 for the most home runs in a Big Ten Tournament.
- Caron's 28 total bases also set a new tournament record, surpassing Ohio State's Steve Caravati's 26 total bases collected in the 2005 tournament.

Swansen Heating up at the Plate

- After a down year in the regular season, junior Gabe Swansen returned to his hot-hitting production last week at the Big Ten Tournament that landed the Johnston, Iowa, native on the All-Big Ten Second Team last season.
- Swansen hit .520 with four doubles, three homers, 10 RBI and drove in a career-high six runs against Ohio State, while recording multiple hits in four of his six starts during the tournament to earn all-tournament recognition.
- The junior delivered the go-ahead RBI double in the top of the ninth in the championship game, powering the Huskers to a 2-1 victory against Penn State.

Swansen in 2024

Games	AVG	AB	R	H	2B	3B	HR	RBI
Reg. Season	.217	60	6	13	2	0	1	4
B1G Tourney	.520	25	5	13	4	0	3	10
Overall	.306	85	11	26	6	0	4	14

Strong Starts Carry Huskers to a BIG Title

- Jackson Brockett tossed eight strong innings vs. Penn State in the title game, allowing just four hits and an earned run with five punchouts.
- Across two appearances, Drew Christo allowed one earned run over eight innings with nine strikeouts and just one walk.
- Will Walsh tossed the second complete-game of his career in a 4-2 win over Indiana in an elimination game on Saturday. The Leawood, Kan., native also recorded a complete-game shutout in last year's Big Ten Tournament against Michigan State.

Stokes Settling in at Second Base

- Rhett Stokes was named to the Big Ten All-Tournament Team as a second baseman, going 7-for-15 (.467) with three doubles and a pair of RBI.

• Stokes leads the Huskers with a .353 average on the season and recorded multiple hits in three of his five starts during the Big Ten Tournament.

Husker Duo Climb Strikeout List in Big Ten Era

- Brett Sears and Mason McConnaughey rank among leaders in single-season strikeouts by an NU pitcher since the Huskers joined the Big Ten in 2012.
- Sears has 97 strikeouts this season, passing Matt Waldron for the most by a Husker in the Big Ten era.
- McConnaughey ranks fourth on the list with 81 strikeouts this year, seven shy of tying Cade Povich in third.
- It marks the first time since 2005 that Nebraska has had two pitchers with 80-plus strikeouts in a single season, joining Joba Chamberlain and Zach Kroenke with 130 and 88 strikeouts, respectively.

Player (Season)	Strikeouts
Brett Sears (2024)	97
Matt Waldron (2019)	93
Cade Povich (2021)	88
Mason McConnaughey (2024)	81

Eight-Plus Wins for NU's 1-2 Starting Punch

- Brett Sears (9) and Mason McConnaughey (8) are the first Husker pitching duo with eight-or-more wins in a season since Tony Watson (10) and Johnny Dorn (9) in 2006.
- Nebraska is one of 12 teams in the country with a pitching duo to post eight-or-more wins this season, including one of eight teams in the NCAA Tournament.

Efficient Running Game for NU Offense

- With 91 stolen bases on the season, the Big Red have recorded the most swipes in a season since compiling 101 steals in 2005.
- The 91 stolen bases are the fourth-most by the NU offense since 2000. The Huskers swiped 126 bases in 2000, followed by 124 stolen bases in 2001 and 101 steals in 2005.

No.	Season	SB-SBA
-----	--------	--------

1.	2000	126-162
2.	2001	124-138
3.	2005	101-135
4.	2024	91-120

Sanderson's Early Impact at Collegiate Level

- Freshman Case Sanderson has a .340 batting average this season for the Huskers along with five doubles, a triple, two home runs and 22 RBI across 51 games, including 40 starts.
- Sanderson has reached base at a .472 clip this season for the Huskers, which ranks fifth in Division I among all freshmen.
- The Nevada, Mo., native has hits in 26 of his last 31 games and is batting .337 (34-for-101) with seven extra-base hits and 13 RBI over that span.

Caron Named to Buster Posey Award Watch List

- Nebraska catcher Josh Caron was named a Buster Posey National Collegiate Catcher of the Year Award Semifinalist by the Greater Wichita Area Sports Commission earlier this month.
- Caron is hitting .320 at the plate for the Huskers with 15 doubles, a triple, 16 home runs and 65 RBI.
- The junior is one of two catchers nationally, along with South Carolina's Cole Messina, with a .320-plus batting average and at least 30 extra-base hits and 65 runs driven in this season.

Silva's Speed With Stolen Bases

- Riley Silva is one of six D1 players to steal 31-plus bases and be caught three-or-fewer times, joining K-State's Brendan Jones as the only Power Five players this season.
- Silva is the 10th NU player since 2000 to swipe at least 20 bases, and the first Husker to steal 30-or-more bases in a season since Jamal Strong (35) in 2000.

Player (Season)	SB
Jamal Strong (2000)	35
Riley Silva (2024)	31
John Cole (2001)	28
Adam Stern (2001)	27

Jeff Leise (2002)	25
Alex Gordon (2005)	23
Brice Matthews (2023)	20
Jake Meyers (2017)	20
Ryan Boldt (2016)	20
Jeff Leise (2003)	20

Silva Plunked Second-Most Times in Season

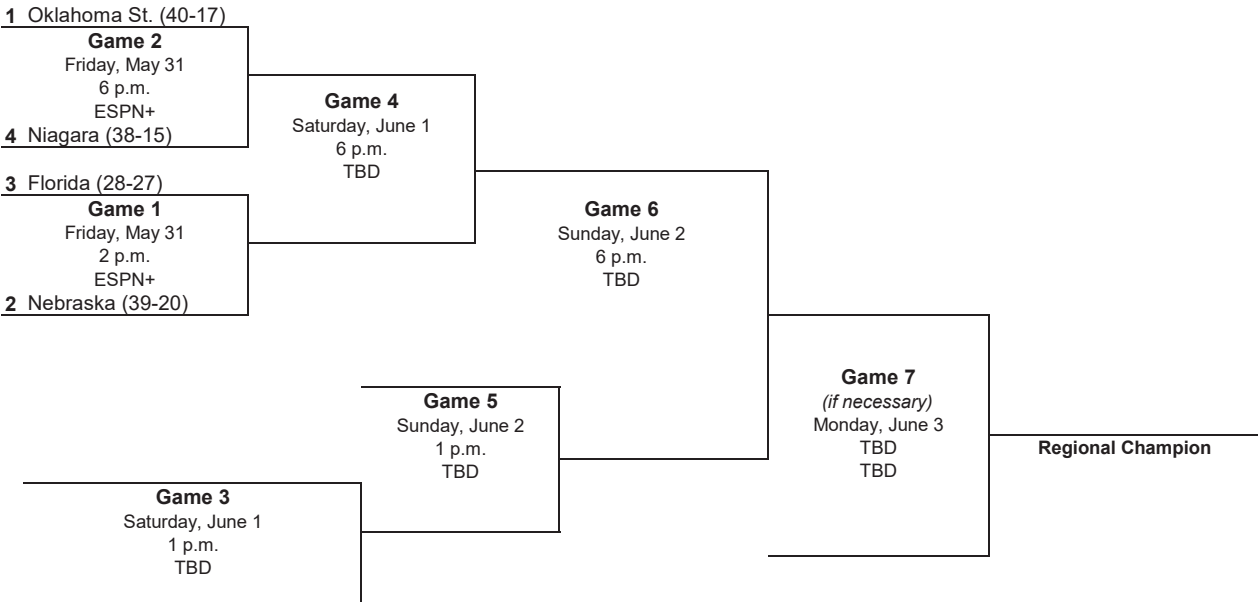
- Riley Silva has been hit by pitch 26 times this season, which is second-most in program history.
- Silva is two shy of the program record of 28 set by Daniel Bruce in 2002.

No.	Player (Season)	HBP
1.	Daniel Bruce (2002)	28
2.	Riley Silva (2024)	26
3.	Corey Miller (1996)	24
4.	Casey Burnham (2023)	21
	Kash Kalkowski (2013)	21
	Dave Crain (1995)	21
	Derek Dukart (1994)	21
8.	Four Huskers Tied	18

First Nine-Inning No-Hitter Since 1954

- Junior Jackson Brockett tossed the sixth individual no-hitter in Nebraska baseball history, and the first nine-inning no-hitter since 1954, in Nebraska's 8-0 win over Kansas State earlier this month at Hawks Field at Haymarket Park.
- With the no-hitter, Brockett was named the Big Ten's Pitcher of the Week and earned National Pitcher of the Week recognition from D1Baseball, Perfect Game and NCBWA.
- It marked NU's first individual no-hitter since 1981, when Anthony Kelley didn't allow a hit over seven innings against the Oklahoma Sooners. It was just the second ever nine-inning individual no-hitter, joining Richard Geier's no-hitter in 1954 against the Kansas Jayhawks.
- In his first start of the season, Brockett posted a career-high 12 strikeouts on 107 pitches which is the most punchouts by a Husker hurler since Will Walsh last season. The outing was the second complete-game shutout by a Nebraska pitcher this season, joining Brett Sears who tossed a two-hitter against Ohio State earlier this season.

NCAA STILLWATER REGIONAL BRACKET



*Home team
All times are local and subject to change.

Worthley, Daiss Holding Down the Husker Bullpen

• NU's set-up man, Jalen Worthley, is 3-0 with a 3.94 ERA and four saves across a bullpen-high 32.0 innings. The southpaw has made a team-high 11 multi-inning relief appearances for NU and punched out 31 batters while issuing just eight walks.

• The Huskers' closer, Casey Daiss, leads the Big Red in saves (5) and boasts a 4.15 ERA across 21.2 innings of work. Daiss has held opponents scoreless in 15 of his 20 appearances this season for the Big Red.

Bats in the Nebraska Lineup

• Ben Columbus has posted a .307 average this season with four doubles, seven home runs and 28 RBI, while Tyler Stone is batting .297 with eight home runs and 33 RBI for the Big Red.

• Cole Evans is hitting .256 this season with 11 doubles, five home runs, and 41 RBI, while Cayden Brumbaugh is hitting .309 with 11 doubles, three triples and 19 RBI.

• Dylan Carey is hitting .251 and leads the Big Red with 17 doubles and has started a team-high 58 of 59 games for the Huskers this season.

• Garrett Aglim holds a .259 batting average this season with eight doubles, two homers and 23 RBI. Joshua Overbeek is batting .281 with 14 extra-base hits, 25 RBI and 38 runs scored.

Huskers in the Pen

• Rans Sanders has a 3.86 ERA for the Huskers across 14.0 innings with a pair of saves, allowing six earned runs this season.

• Kyle Perry's 24 relief appearances lead all NU relievers as the senior is 1-2 with a 5.59 ERA and a career-high tying three saves.

• Evan Borst is limiting opponents to a .182 batting average (8-for-44) this season, posting 15 strikeouts over 12.1 innings of work.

• Kyle Froehlich has appeared in 19 games for the Huskers, punching out 20 batters while issuing five walks across 20.1 innings.

Rob Childress Pitching Factory

• Proven to be one of the nation's top pitching coaches at the collegiate level, Rob Childress has produced 24 All-Americans and 39 top-10 round draft picks in his 24 seasons directing the pitching at Nebraska and Texas A&M.

• Under his tutelage, 79 pitchers have been drafted or signed as free agents during his time with the Huskers and Aggies.

• Childress' pitching staffs have finished in the top-15 in the country in ERA eight times since 2000, including top-three finishes on three occasions. Five of his pitching staffs have finished in the top-25 nationally in strikeouts per nine innings since 2010, including four times in the top 10.

• In his first stint at Nebraska, the Huskers produced five of the top six single-season strikeout totals in school history, including a school-record 538 strikeouts in 2005, while issuing fewer than three walks per game in his final five seasons in Lincoln.

Category (25 Seasons with NEB/TAMU)	Stat
ERA	3.44
Strikeouts/9 inn.	7.61
Hits/9 inn.	8.1
Strikeout-to-Walk Ratio	2.7
Strikeouts/Season	489.1

Six Huskers Among the National Leaders

• As of May 29, six Huskers rank among the top 50 nationally in 20 individual offensive and pitching statistics.

Category	Value	B1G	NCAA
----------	-------	-----	------

Jackson Brockett			
Complete Games	1	1st	49th

Will Walsh			
Complete Games	1	1st	49th

Mason McConnaughey			
Earned Run Average	3.09	3rd	46th
Victories	8	3rd	38th

Brett Sears			
Complete Games	1	1st	49th
Earned Run Average	2.00	1st	4th
Games Started	15	1st	24th
Hits Allowed/9 inn.	5.64	3rd	15th
Strikeout-to-Walk Ratio	5.39	1st	19th
Strikeouts	97	2nd	48th
Victories	9	1st	16th
WHIP	0.81	1st	1st
Walks Allowed/9 inn.	1.64	1st	22nd

Riley Silva			
Hit by Pitch	26	1st	6th
Hit by Pitch/Game	0.45	2nd	14th
Sacrifice Bunts	16	1st	1st
Sacrifice Bunts/Game	0.28	1st	3rd
Stolen Bases	31	1st	18th
Stolen Bases/Game	0.53	1st	26th

Cole Evans			
Sacrifice Flies	6	1st	43rd

Big Red Among the National Leaders

• Nebraska ranks among the Big Ten leaders and are top 50 nationally in 10 statistical categories, including three in the top 10 as of May 29.

Category	Value	B1G	NCAA
Doubles	119	3rd	44th
Earned Run Average	4.40	1st	23rd
Fielding Percentage	.975	7th	68th
Hits Allowed/9 inn.	8.37	2nd	25th
Sacrifice Bunts	41	2nd	24th
Stolen Bases	91	1st	39th
Strikeout-to-Walk Ratio	2.94	1st	7th
WHIP	1.26	1st	7th
W-L Pct.	.661	1st	34th
Walks Allowed/9 inn.	2.93	1st	2nd

Huskers by Month in 2024

	Feb.	March	April	May
Records	5-3	15-2	7-10	12-5
Runs	52	135	110	102
Runs/Game	6.5	7.9	6.5	6.0
Opp. Runs/Game	4.6	4.4	5.6	4.9
Hits	73	179	161	167
Hits/Game	9.1	10.5	9.5	9.8
ERA	3.89	3.82	5.40	4.40
Strikeouts	55	151	144	149
Strikeouts/Game	6.9	8.9	8.5	8.8

Stokes Makes History at Haymarket Park

• Junior Rhett Stokes had a hot start to his NU career in home games, becoming the first Husker in Haymarket Park history to post five consecutive three-hit games.

• The five-game streak surpassed the previous long of three games set by Michael Pritchard (2014) and Nick Jaros (2006).

• In the five-game span, Stokes hit a blistering 15-for-20 (.750) at the plate with four doubles, seven RBI and five runs scored.

Timmerman Collects Rare Win on Opening Day

• Tucker Timmerman became the first Nebraska freshman to record a win on Opening Day since

at least 1999.

• The Beatrice, Neb., native made his collegiate debut in a tied game in the bottom of the sixth inning against Baylor and hurled 1.2 scoreless innings in relief.

• Along with being the first freshman, Timmerman becomes the fourth underclassman to record a win in the season opener for the Huskers, joining sophomores Eric Rose (2009), Tony Watson (2006) and Zach Kroenke (2004).

The Canadian Connection

• Nebraska has bolstered its roster this season with six Canadian players, marking the third consecutive season with at least one player from the Great White North on the NU roster.

• The Huskers are one of five programs nationally with at least five Canadians on the roster and have the third most, trailing Niagara and Canisius with 14 and nine, respectively.

School	# of Players
Niagara	14
Canisius	9
Nebraska	6
North Dakota State	6
Utah	5

JUCO Class Receives National Recognition

• The Huskers were recognized in October with the top-ranked JUCO class in JBB's Made it to Campus Junior College Class Rankings.

• It marked the second consecutive season with a top-10 JUCO class for Nebraska after last year's class finished ninth, behind the likes of Arkansas, Tennessee, Ole Miss and Arizona.

• The class features Evan Borst (RHP), Casey Daiss (RHP), Dylan Hufft (INF), Aaron Manias (INF), Mason McConnaughey (RHP), Joshua Overbeek (INF), Riley Silva (OF), Rhett Stokes (INF) and Tyler Stone (INF).

Mining the Junior College Ranks

• Of the 42 Huskers on this year's team, 16 Huskers spent time playing at least one season at the junior college level at some time prior to arriving in Lincoln.

• Two players hail from Iowa Central CC, while Alvin CC, Barton County CC, Cisco College, Cloud County CC, Colby CC, College of Southern Nevada, Howard College, Iowa Western CC, Johnson County CC, New Mexico Military Institute, Parkland College, Pasco Hernandez JC and Wharton County JC all had one Husker come through their respective programs.

Stars in the Making

• Nebraska has nine players ranked in D1Baseball's Top MLB Draft Prospects and Impact Freshmen rankings in the Big Ten.

Top Big Ten Prospects - 2024 Draft Eligible

- Dylan Carey - No. 8
- Josh Caron - No. 18
- Gabe Swansen - No. 21
- Drew Christo - No. 22
- Riley Silva - No. 37

Top Big Ten Prospects - 2025 Draft Eligible

- Caleb Clark - No. 14

Top 25 Impact Freshmen List

- Tucker Timmerman - No. 12
- Case Sanderson - No. 15
- Ryan Harrahill - No. 19

Major League Family Ties

• Several members of the 2024 Husker roster have family members who have reached The Show or have heard their name called in the Major League Baseball draft.

Player	Relative	Organization
Brumbaugh	Cliff (Father)	Rangers/Rockies
Carey	Dave (Grandfather)	Expos
	Dan (Great Uncle)	Mets
	Scott Fries (Cousin)	Cubs
Cleavinger	Garrett (Brother)	Rays
Harrahill	Dwight Siebler (3rd Cousin)	Twins
Lewis	Peyton (Father)	Blue Jays

Big Red Family Connection

• Five Huskers on the NU roster have had at least one family member compete in a sport at Nebraska.

• Max Buettenback and Drew Christo have relatives who played on the gridiron for the Big Red, while Dylan Carey and Ryan Harrahill each have a family member who competed for the NU baseball program.

• Garrett Anglim's sister, Lauryn, is a member of the NU soccer program and helped the Huskers to their first Elite Eight appearance since 1999.

Player	Relative	Organization
Anglim	Lauryn (Sister)	Soccer
Buettenback	Ben (Father)	Football
	Matt Vrzal (Uncle)	Football
Carey	Scott Fries (Cousin)	Baseball
Christo	Monte (Father)	Football
Harrahill	Dwight Siebler (3rd Cousin)	Baseball

NU Among Most Improved P5 Programs in 2023

• Nebraska is one of 11 Power Five programs to record a win differential of +10 or better from 2022 to 2023.

• The Huskers saw a 10-win improvement and went 33-23-1 in 2023 after going 23-30 in 2022.

Team	2023	2022	Diff.
Boston College (ACC)	37	19	+18
Duke (ACC)	39	22	+17
Indiana (Big Ten)	43	27	+16
South Carolina (SEC)	42	27	+15
LSU (SEC)	54	40	+14
Wake Forest (ACC)	54	41	+13
Alabama (SEC)	43	31	+12
Florida (SEC)	54	42	+12
Virginia (ACC)	50	39	+11
Nebraska (Big Ten)	33	23	+10
Ohio State (Big Ten)	31	21	+10

Four Huskers Taken in 2023 MLB Draft

• The Huskers have had at least three players picked in the MLB Draft 10 times since 2010 after Brice Matthews, Max Anderson, Emmett Olson and Jace Kaminska had their names called in the 2023 MLB Draft.

• Last year's draft marked the fourth time in program history that the Huskers had at least four players picked in the top 10 rounds. The last time the Big Red had four Huskers go in the first 10 rounds was back in 2005.

• Matthews became the seventh first-round selection in NU history with the 28th overall pick by the Houston Astros. The NU junior was a Dick Howser Trophy semifinalist and second-team All-American by the NCBWA after batting .359 with 11 doubles, two triples, 20 home runs, 67 RBI and 61 runs scored in 2023.

• Anderson heard his name called with the 45th overall pick in the second round to become the fifth second-round selection in program history. The Omaha native was a semifinalist for the Golden Spikes Award and Dick Howser Trophy and a consensus second-team All-American by all media outlets after hitting .414 with 20 doubles, three triples, 21 home runs, 70 RBI and 51 runs scored in 2023.

• Olson was the third Husker to be taken, as he was the 110th overall pick by the Miami Marlins in the fourth round. The NU junior went 6-3 with a 4.50 ERA in 15 starts as the starter on Friday night for the Huskers. Olson compiled 80 strikeouts with 30 walks in 82 innings and held opponents to a .227 batting average.

• Kaminska was taken by the Colorado Rockies in the 10th round of the MLB Draft. The Wichita State transfer went 7-3 with a 4.13 ERA in 14 starts for the Huskers. Kaminska totaled 57 strikeouts with 15 walks in 72 innings while holding opponents to a .235 hitting clip.

Harvell, Sirianni Recognized by D1Baseball

• Assistant coaches Lance Harvell and Mike Sirianni were recognized by D1Baseball as two of the "Top 100 Assistant Coaches on the Rise" in October of 2023.

• Nebraska is one of 20 programs nationally with at least two assistant coaches on the list, including one of three Big Ten programs.

• Entering his fifth season with the Huskers, Harvell coaches hitters and outfielders and serves as NU's third-base coach.

• Sirianni is in his first season with the Huskers after spending the previous four seasons as an assistant coach and recruiting coordinator at

Wichita State.

Coaches at the Alma Mater

• Head coach Will Bolt is one of 54 DI coaches leading their alma mater this season. A member of Dave Van Horn's first recruiting class, Bolt was a four-year starter and team captain on Nebraska's 2001 and 2002 College World Series teams. He earned his bachelor's degree in communication studies in 2003 before earning his master's degree in 2006.

NU Among Nation's Best in Attendance

• Nebraska has led the Big Ten in attendance every season since joining the Big Ten in 2012 and ranks 10th nationally in average attendance in the last 12 seasons with 4,123 fans per game.

• The Big Red have ranked in the Top 20 in average attendance in each season since 2012, climbing as high as sixth in 2017 and 2021.

• The Huskers have finished in the top 15 in average attendance in every season since 2015, joining LSU, Ole Miss, Arkansas, South Carolina, Mississippi State, Texas and Florida as the only eight programs to accomplish the feat.

Team	Avg. Attendance Since 2012
1. LSU (SEC)	10,144
2. Ole Miss (SEC)	8,551
3. Arkansas (SEC)	8,282
4. Mississippi State (SEC)	7,881
5. South Carolina (SEC)	6,554
6. Texas (Big 12)	5,382
7. Texas A&M (SEC)	4,626
8. Florida State (ACC)	4,177
9. Clemson (ACC)	4,130
10. Nebraska	4,123

Hawks Field Celebrates 23rd Year in 2024

• The 2024 campaign marks Nebraska's 23rd year playing home games at Hawks Field at Haymarket Park. The Huskers moved to Hawks Field in 2002 after playing at Buck Beltzer Stadium for 23 years from 1979 to 2001.

• Nebraska enters 2024 with a 408-165-1 record at Hawks Field and hasn't had a losing season at home in each of the last 22 seasons.


Huskers in the Pros

Hitters (Through May 28)

Player (Organization)	Age	League	AB	R	H	2B	3B	HR	TB	RBI	BB	SO	SB	AVG/OBP/SLG
Jake Meyers (Astros)	27	MLB	120	16	36	5	2	6	63	21	11	25	2	.300/.373/.525
Aaron Palensky (Yankees)	25	Double-A	68	9	11	3	0	0	14	6	18	22	8	.162/.363/.206
Brice Matthews (Astros)	22	High-A	40	7	11	2	0	0	13	5	10	13	7	.275/.423/.325
Max Anderson (Tigers)	22	High-A	175	22	45	7	1	5	69	24	10	31	0	.257/.299/.394

Pitchers (Through May 28)

Player (Organization)	Age	League	G	IP	H	R	ER	BB	SO	ERA	WHIP	W	L	SV
Aaron Bummer (Braves)	30	MLB	18	18.1	20	7	6	6	19	2.95	1.42	1	2	0
Matt Waldron (Padres)	27	MLB	10	50.0	53	29	27	19	52	4.86	1.44	2	5	0
Cade Povich (Orioles)	24	Triple-A	10	53.2	38	15	14	19	71	2.35	1.06	5	1	0
Jake McSteen (Braves)	28	Double-A	13	20.1	19	8	8	3	18	3.54	1.08	1	0	0
Spencer Schwellenbach (Braves)	23	High-A/Double-A	8	45.0	31	12	9	10	51	1.80	0.91	4	1	0
Shay Schanaman (Braves)	24	High-A	15	21.0	21	15	12	11	27	5.14	1.52	2	3	1
Emmett Olson (Marlins)	21	Single-A/High A	7	33.0	23	9	7	13	34	1.91	1.09	3	1	0
Jace Kaminska (Rockies)	22	Single-A	8	41.0	32	9	8	8	48	1.76	0.98	3	1	0



N RIGHT-HANDED PITCHER

BRETT SEARS 34

BATS
RIGHT

THROWS
RIGHT

HEIGHT
6-0

WEIGHT
205

CLASS
SENIOR

HOMETOWN
WESTPHALIA, IOWA

PREVIOUS SCHOOL
IOWA CENTRAL CC

CAREER STATISTICS (2020-21 at Western Illinois)

Year	ERA	W	L	App	GS	CG	SHO	CBO	SV	IP	H	R	ER	BB	SO	2B	3B	HR	BF	B/Avg	WP	HBP	BK	SFA	SHA
2020	12.27	0	1	3	2	0	0	0	0	7.1	13	10	10	6	6	3	0	1	45	-	1	6	0	0	1
2021	5.91	2	4	8	8	1	1	1	0	42.2	52	32	28	22	25	17	0	2	202	-	2	3	1	2	2
2023	5.29	0	0	11	0	0	0	0	0	17.0	23	10	10	4	23	6	0	3	79	.324	3	3	0	1	0
2024	2.00	9	0	16	15	1	1	1	1	99.0	62	26	22	18	97	11	1	8	382	.176	1	7	1	2	1
TOTAL	3.80	11	5	38	25	2	2	2	1	166.0	150	78	70	50	151	37	1	14	708	-	7	20	2	5	4

SEASON HIGH

9.0 vs. Ohio State, 4/5/24

5 at Minnesota, 5/3/24

4 at Minnesota, 5/3/24

5 vs. Nicholls, 3/16/24

10 vs. Ohio State, 4/5/24

CATEGORY

Innings

Runs

Earned Runs

Walks

Strikeouts

CAREER HIGH

Same

10 vs. Oral Roberts, 4/2/21

10 vs. Oral Roberts, 4/2/21

5 (3x) last vs. Nicholls, 3/16/24

Same

2024 GAME-BY-GAME STATISTICS

Date	Opponent	GS	IP	H	R	ER	BB	SO	2B	3B	HR	WP	BK	HBP	IBB	Score	W-L	Sv	ERA	NP
Feb 16	vs Baylor	*	5.1	3	1	1	0	7	0	0	0	0	0	0	0	4-1	0-0	0	1.69	72
Feb 23	at Grand Canyon	*	6.0	2	0	0	1	7	0	0	0	0	0	1	0	11-1	1-0	0	0.79	90
Mar 02	at Charleston	*	6.0	2	2	2	1	7	0	0	1	1	0	0	0	5-4	1-0	0	1.56	91
Mar 09	SOUTH ALABAMA	*	8.0	4	2	2	0	7	2	0	1	0	0	0	0	13-2	2-0	0	1.78	88
Mar 16	NICHOLLS	*	6.0	3	0	0	5	6	0	0	0	0	1	0	0	16-0	3-0	0	1.44	108
Mar 22	NEW MEXICO ST	*	8.0	2	0	0	0	9	0	0	0	0	0	0	0	14-2	4-0	0	1.14	104
Mar 29	at Northwestern	*	7.0	6	2	2	2	4	1	0	1	0	0	2	0	5-2	5-0	0	1.36	96
Apr 05	OHIO STATE	*	9.0	2	0	0	0	10	0	0	0	0	0	0	0	3-0	6-0	0	1.14	115
Apr 12	at Rutgers	*	6.0	6	2	2	1	3	2	0	0	0	0	0	0	6-7	6-0	0	1.32	89
Apr 19	MARYLAND	*	7.0	7	3	3	2	8	1	0	1	0	0	0	0	6-3	7-0	0	1.58	98
Apr 26	IOWA	*	5.0	8	4	3	1	4	1	1	0	0	0	2	0	7-4	7-0	0	1.84	97
May 03	at Minnesota	*	5.0	6	5	4	2	5	1	0	2	0	0	1	0	10-7	7-0	0	2.18	81
May 10	INDIANA	*	7.0	3	2	1	0	6	1	0	1	0	0	1	0	5-10	7-0	0	2.11	107
May 16	at Michigan State	*	6.2	6	1	1	1	4	2	0	0	0	0	0	0	2-1	8-0	0	2.05	94
May 22	vs Purdue	*	6.0	2	2	1	2	9	0	0	1	0	0	1	0	6-2	9-0	0	2.02	99
May 26	vs Penn State	*	1.0	0	0	0	0	1	0	0	0	0	0	0	0	2-1	9-0	1	2.00	13
Totals			15	99.0	62	26	22	18	97	11	1	8	1	1	8	0115-47	9-0	1	2.00	-

First NU Pitcher to Start 9-0 Since 1999

• With a 6-2 win vs. Purdue in the Big Ten Tournament, Brett Sears became the first Nebraska pitcher since 1999 to start the season with a 9-0 record.

• Sears' nine wins this season are the most by a Husker hurler since Chance Sinclair (9) during the 2014 campaign.

Sears Among National Leaders

Category	Value	B1G	NCAA
Complete Games	1	1st	49th
Earned Run Average	2.00	1st	4th
Games Started	15	1st	24th
Hits Allowed/9 inn.	5.64	3rd	15th
Strikeout-to-Walk Ratio	5.39	1st	19th
Strikeouts	97	2nd	48th
Victories	9	1st	16th
WHIP	0.81	1st	1st
Walks Allowed/9 inn.	1.64	1st	22nd

Honors & Awards

- » Big Ten Pitcher of the Year
- » First-Team All-Big Ten
- » Golden Spikes Award Midseason Watch List
- » D1 Baseball Midseason 2nd-Team All-American
- » National Pitcher of the Year Semifinalist
- » Dick Howser Trophy Semifinalist
- » NCBWA National Pitcher of the Week (4/1-7)
- » Big Ten Pitcher of the Week (4/8)

Sears With Quality Starts

• Earlier this season, Sears' nine consecutive quality starts were the most by a Nebraska hurler since at least 1999, and the longest streak this season by any starting pitcher in Division I.

• The right-hander has punched out 97 batters with only 18 walks, posting a 5.39 strikeout-to-walk ratio over that span, which leads the Big Ten.

• Sears has allowed four-or-fewer hits in 10 of his 16 outings, as opponents are hitting just .175 (62-for-354) against the senior.

10-Plus Quality Starts in a Season Since 2000

• Brett Sears is one of four Husker pitchers since 2000 to post 12-or-more quality starts in a season, as Sears' 12 this season are the most since Chance Sinclair (12) in 2014.

Pitcher (Season)	QS
Shane Komine (2000)	14
Chance Sinclair (2014)	12
Johnny Dorn (2008)	12
Brett Sears (2024)	12

Sears Shines in Starting Role

• Nebraska is 13-2 this season in games that Sears has started, outscoring opponents 113-46 in those outings.

• Across 16 appearances, Sears is 9-0 with a 2.00

ERA and is one of four starting pitchers in DI this season with 95-plus innings pitched, 95-plus strikeouts and 30 earned runs or fewer.

Pitcher (School)	IP	SO	ER
Ryan Johnson (Dallas Baptist)	100.0	147	23
Brett Sears (Nebraska)	99.0	97	21
Brooks Caple (Lamar)	97.2	106	27
Chase Burns (Wake Forest)	95.0	184	26

Sears Enters NU Single-Season Strikeout List

• Sears struck out nine vs. Purdue in an elimination game and added another against Penn State in relief in the Big Ten Championship game to give him 97 strikeouts on the season, which ranks 10th-most by a Husker in a season and the most since Johnny Dorn (102) in 2008.

Pitcher (Season)	Strikeouts
Shane Komine (2000)	159
Shane Komine (2001)	157
Joba Chamberlain (2005)	130
Troy Brohawn (1993)	123
Shane Komine (2002)	115
Aaron Marsden (2003)	113
Johnny Dorn (2008)	102
Joba Chamberlain (2006)	102
Phil Harrison (1986)	98
Brett Sears (2024)	97



N HEAD COACH WILL BOLT 7

One of the catalysts in Nebraska baseball's rise to national prominence in his playing days, Will Bolt returned to his alma mater as former athletic director Bill Moos named Bolt the 24th head coach of the Husker baseball program on June 14, 2019. He enters his third season at the helm in 2022.

Bolt captained the Huskers' first two College World Series teams in 2001 and 2002, and has 12 years of NCAA Division I coaching experience, having served in assistant coaching roles at Texas A&M and Nebraska. Bolt also spent four years as the head coach at Texarkana College.

Nebraska Head Coach

In 2023, the Huskers had four players picked in the first 10 rounds of the MLB Draft for the first time since 2005. Fueled by Second-Team All-American Max Anderson and first-round draft pick Brice Matthews, the Nebraska offense belted a school-record 97 home runs. Anderson became the first Husker since 2001 to hit above .400 at the plate with a .414 batting average while hitting the fifth-most homers in program history with 21 last season. Matthews became the first player in program history and second player all-time in the Big Ten to record 20 home runs and 20 stolen bases in a season.

The 2021 Big Ten Coach of the Year, Bolt guided Nebraska to its second Big Ten regular-season championship in 2021. The Huskers compiled a 34-14 record, including a 31-12 record in Big Ten play, with NU capturing the league crown by 3.5 games. Nebraska also advanced to its first regional final since 2007 while posting a 3-2 record in the NCAA Fayetteville Regional.

In addition to Bolt's coaching accolade, NU counted the Big Ten Player of the Year in Spencer Schwellenbach, the Big Ten Freshman of the Year in Max Anderson and four first-team All-Big Ten honorees -- its most since joining the league. Schwellenbach was also tabbed the John Olerud Two-Way Player of the Year and a first-team All-American, and Anderson picked up Freshman All-America recognition.

Three NU hurlers were selected in the 2021 MLB Draft, with Schwellenbach in the second round (59th overall) by the Atlanta Braves, Cade Povich going in the third round (98th overall) by the Minnesota Twins and Cam Wynne picked in the 20th round by the Philadelphia Phillies.

Bolt and his coaching staff have done impressive work in recruiting since their arrival in Lincoln. The Huskers' 15-member 2021 recruiting class, which included a trio of top-200 prospects, was ranked 20th by Perfect Game, 21st by Baseball America and 36th by Collegiate Baseball.

Nebraska's 2020 season -- Bolt's first at the helm -- was cut short due to the COVID-19 pandemic.

Texas A&M Assistant Coach

Bolt spent five seasons as an assistant coach at Texas A&M under former NU assistant Rob Childress. In that span, the Aggies went 219-98-1 (.690) with five straight NCAA Regional appearances, three Regional titles, an SEC Tournament title in 2016 and an appearance in the 2017 College World Series.

Bolt's primary functions on the Aggie staff included coordinating the offensive game, mentoring the infielders and serving as third base coach. The Aggies finished in the top-25 nationally in batting average twice under his tutelage, and finished in the top five of the SEC in hitting or runs scored in four of his five seasons with the Aggies. He tutored 12 hitters who were selected in the MLB Draft during his tenure in College Station, including six players selected in the top-10 rounds, and seven players who earned first- or second-team All-SEC honors.

In 2019, the Aggie offense was led by Braden Shewmake, who was the No. 21 overall selection in the Major League Baseball Draft by the Atlanta Braves. Shewmake hit .313 with six homers, 47 RBI and 45 runs scored en route to becoming the school's first MLB first-round pick since 2012. The Aggies won 39 games and reached the championship game of the Morgantown Regional.

In 2018, the Aggies went 40-22 and reached an NCAA Regional behind the emergence of Michael Helman, who finished 15th in the nation in hits (92), and logged a .369 batting average, .451 on-base percentage and 61 runs to rank in the top 50 nationally.

The Aggies made a run to the College World Series in 2017, finishing the season with a 41-23 mark behind the rise of Shewmake, who earned All-America honors and was named National Freshman of the Year and SEC Freshman of the Year after hitting .328 with 11 homers and 69 RBI.

Bolt guided a prolific Texas A&M offense to 49 runs and an SEC Tournament title in 2016, as the Aggies led the SEC in batting average, runs scored, hits, home runs, on-base percentage and slugging percentage while ranking in the top-25 nationally in seven categories, including hits (712, second), runs (471, ninth), batting average (.311, 15th), doubles (129, 20th), home runs (62, 22nd), slugging percentage (.467, 22nd) and scoring offense (7.2 runs per game, 23rd). The Aggies were led by All-American Boomer White, who hit .386 with five homers, 46 RBI and 49 runs scored while striking out just 16 times in 259 plate appearances en route to SEC Player-of-the-Year honors.

Bolt made an immediate impact for the Texas A&M offense in his first season, as the Aggies ranked second in the SEC in hitting (.299) and third in runs scored (6.6) during his first season in College Station. The Aggies opened the season with an SEC-record 24-game win streak on their way to a 50-

PLAYING CAREER

1999-02 Nebraska

COACHING CAREER

2005	Nebraska	Volunteer Assistant
2006-07	Texas A&M	Volunteer Assistant
2008-11	Texarkana College	Head Coach
2012-14	Nebraska	Assoc. Head Coach
2015-19	Texas A&M	Assistant Coach
2020-Pres.	Nebraska	Head Coach

YEAR-BY-YEAR COACHING RECORD

Yr.	Record	Pct.	Conf.	Postseason
2020	7-8	.467	-	-
2021	34-14	.708	31-12	NCAA Regional
2022	23-30	.434	10-14	-
2023	33-23-1	.588	15-9	
2024	39-20	.661	16-8	

COACHING HONORS

2021 Big Ten Coach of the Year

NCAA TOURNAMENTS

NEBRASKA

- » 2005 College World Series
- » 2014 NCAA Regional
- » 2021 NCAA Regional

TEXAS A&M

- » 2007 NCAA Super Regional
- » 2015 NCAA Super Regional
- » 2016 NCAA Super Regional
- » 2017 College World Series
- » 2018 NCAA Regional
- » 2019 NCAA Regional

CONFERENCE CHAMPIONSHIPS

NEBRASKA

- » 2024 Big Ten Tournament Champions
- » 2021 Big Ten Regular Season Champions
- » 2005 Big 12 Regular Season Champions
- » 2005 Big 12 Tournament Champions

TEXAS A&M

- » 2007 Big 12 Tournament Champions
- » 2016 SEC Tournament Champions

win season and a Super Regional appearance. That year, the Aggies ranked among the national leaders in home runs (third, 70), hits (655, seventh), runs (424, 15th) and slugging percentage (.457, 15th).

Nebraska Associate Head Coach

Bolt was associate head coach for the Huskers from 2012 to 2014, serving under Darin Erstad. Bolt tutored four players to first-team All-Big Ten honors, including two-time selections Chad Christensen, Michael Pritchard and Pat Kelly.

Nebraska was one of the top offenses in the Big Ten during his final year in Lincoln in 2014, ranking 19th nationally in hits (623), 30th in triples (19) and 31st in batting average (.293) as Nebraska won 41 games and reached the NCAA Tournament for the first time since 2008. Nebraska's defense was also one of the best units in the country. With new starters at first base, third base, shortstop, left field and center field, the Huskers ranked 21st in the country with a .976 fielding percentage.

Under Bolt's watch in 2013, Nebraska's defense turned in its best performance in school history. The Huskers ranked second in the nation with a .981 fielding percentage, setting school and Big Ten records. The Husker offense improved under Bolt's tutelage in 2013, ranking in the top three in the Big Ten in eight offensive categories. In conference play, the Huskers led the conference in batting average (.335), on-base percentage (.401), runs (180), hits (307) and RBIs (159).

In Bolt's first season at Nebraska in 2012, he helped raise the team batting average by 45 points, as the Huskers ranked eighth nationally with a .315 clip as a squad. NU was eighth nationally in scoring offense, leading the Big Ten with 7.1 runs per game, while also topping the conference in homers (47), on-base percentage (.384) and runs scored (413). Pritchard, a third-team All-American, was one of six Husker hitters to earn all-conference recognition.

Texarkana College Head Coach

Before joining Erstad's staff, Bolt served four years as head coach at Texarkana College from 2008 to 2011. He led the Bulldogs to a pair of Region XIV championships during his four-year stint. Bolt guided the Bulldogs to back-to-back Region XIV championships (2009 and 2010) during a stretch of four straight Regional Tournament appearances and four 30-plus win seasons. Bolt, who was 140-82 (.631) at Texarkana, helped over 20 players sign with Division I schools.

Texas A&M Volunteer Assistant Coach

Bolt headed back to his home state in 2006 and spent two seasons as a volunteer assistant coach at Texas A&M. In 2007, he was on staff when the

Aggies advanced to the Super Regionals, while producing a 49-18 overall record and claiming the program's first Big 12 Tournament title. In College Station, Bolt specialized in infield work and helped tutor All-Americans Brandon Hicks and Blake Stouffer, who were each drafted in the first five rounds of the MLB Draft.

Nebraska Volunteer Assistant Coach

Bolt began his collegiate coaching career as a volunteer assistant at Nebraska in 2005, working with the Husker infielders and hitters. Behind National Player of the Year Alex Gordon, the Huskers compiled a school-record 57 wins and swept the Big 12 regular-season and Tournament championships. Nebraska finished the season with a then-school record .975 fielding percentage and included an infield that featured Gordon, first-team All-Big 12 performer Curtis Ledbetter and Joe Simokaitis, a second-team All-Big 12 pick.

Nebraska Playing Career

A member of Dave Van Horn's first recruiting class, Bolt was a four-year starter and team captain on Nebraska's 2001 and 2002 College World Series teams. The infielder played an instrumental role in helping Nebraska to four NCAA Regionals, three Super Regionals and back-to-back College World Series appearances.

Bolt was the Minneapolis Regional MVP as a sophomore, hitting .545 in three games to lead the Big Red to its first-ever NCAA Regional title. The following year, Bolt made one of the most memorable plays in school history, catching the final out of the 2001 Super Regional against Rice to send the Big Red to its first-ever College World Series.

Bolt finished his career holding six school records, including games played (251), games started (242), at-bats (922), hits (281), doubles (56) and assists (639). Bolt remains in the school's top five in several categories, including doubles (first, 56), games played (second, 251), assists (second, 639), hits (third, 281) and runs scored (fifth, 197).

Following his playing career, he began his coaching career as a graduate manager at Nebraska in 2004 before serving as head coach for the Parkville Sluggers (M.I.N.K. League) the following summer.

Personal

A native of Conroe, Texas, Bolt and his wife, Lauren, were married in July 2005. They have two sons, Jaxon and Austin, and one daughter, Bella. Bolt graduated from Nebraska in 2003 with a degree in communication studies before earning his master's degree in 2006. Lauren graduated from Nebraska in 2005 with a degree in journalism.

NEBRASKA IN 2024

	Overall	B1G
Overall	39-20	16-8
Home	18-8	8-4
Away	15-9	8-4
Neutral	6-3	0-0
Non-Conference	18-10	---
vs. Ranked Opponent	0-1	0-0
Day Games	25-11	10-6
Night Games	14-9	6-2
vs. Left-Handed Starter	14-10	6-5
vs. Right-Handed Starter	25-10	10-3
1-Run Games	7-2	2-1
2-Run Games	6-5	1-1
5+ Run Games	15-8	4-4
Extra Innings	3-1	2-1
Shutouts	3-0	1-0
Scoring 0-2 Runs	3-4	1-3
Scoring 3-5 Runs	9-11	4-3
Scoring 6-9 Runs	12-4	6-2
Scoring 10+ Runs	15-1	5-0
Opp. 0-2 Runs	19-0	7-0
Opp. 3-5 Runs	14-2	7-1
Opp. 6-9 Runs	6-11	2-4
Opp. 10+ Runs	0-7	0-3
Score in 1st Inning	13-5	5-0
Opp. Score in 1st Inning	14-10	7-6
Score First	23-7	8-2
Opp. Score First	16-13	8-6
After 6 Innings:		
Leading	29-4	12-1
Trailing	3-15	0-7
Tied	7-1	4-0
After 7 Innings:		
Leading	31-5	14-2
Trailing	2-13	0-6
Tied	4-1	0-0
After 8 Innings:		
Leading	31-5	12-2
Trailing	3-13	1-6
Tied	3-1	1-0
Hit 0 Home Runs	9-7	4-3
Hit 1 Home Run	16-10	6-5
Hit 2+ Home Runs	14-3	6-0
Opp. 0 Home Runs	22-3	6-2
Opp. 1 Home Run	13-4	7-0
Opp. 2+ Home Runs	4-13	3-6
Made 0 Errors	15-8	9-3
Made 1 Error	15-6	5-3
Made 2+ Errors	9-6	2-2
Opp. 0 Error	12-12	5-6
Opp. 1 Error	10-6	4-2
Opp. 2+ Errors	17-2	7-0
Out-Hit Opp.	31-1	13-1
Out-Hit by Opp.	5-17	1-6
Hits are tied	3-2	2-1

BY MONTH

February	5-3	0-0
March	15-2	3-0
April	7-10	7-6
May	12-5	6-3

BY DAY

Monday	0-0	0-0
Tuesday	2-6	0-0
Wednesday	3-2	0-0
Thursday	3-0	1-0
Friday	11-3	6-2
Saturday	12-4	6-2
Sunday	8-5	3-4

BY UNIFORM

Cream	6-1	3-1
White	5-4	3-1
Pinstripes	3-2	0-0
Grey	1-1	0-0
Red	24-12	10-6

COACHING STAFF



Will Bolt
Head Coach
Dugout



Lance Harvell
Assistant Coach
3rd Base/Dugout



Rob Childress
Assistant Coach
Mound Visits/Dugout



Mike Sirianni
Volunteer Assistant
1st Base/Dugout

2024 NEBRASKA BASEBALL ROSTER

No.	Player	Yr.	Pos.	Ht.	Wt.	B/T	Hometown / Previous School(s)
0	Cayden Brumbaugh	RSo.	INF	5-11	190	R/R	Edmond, Okla. / Sante Fe/ Oklahoma State
1	Riley Silva	Jr.	OF	6-0	180	L/R	Cambridge, Ontario / Barton County CC
2	Matt Evans	Fr.	OF	6-0	185	L/R	Tillsonburg, Ontario / Glendale
4	Joshua Overbeek	Jr.	INF	6-1	210	S/R	Cincinnati, Ohio / Anderson / Pitt / Cisco College
5	Josh Caron	Jr.	C	6-0	215	R/R	Sun Prairie, Wis. / Sun Prairie
6	Dylan Hufft	RSo.	INF	5-11	185	R/R	Parkville, Mo. / Park Hill / Kansas State / Johnson County CC
8	Evan Borst	Jr.	RHP	5-11	195	R/R	Des Moines, Iowa / Norwalk / Iowa Central CC
9	Rhett Stokes	Jr.	INF	5-10	190	R/R	Roswell, N.M. / Roswell / New Mexico Military Institute
10	Ben Columbus	Sr.	C	6-0	205	L/R	North Vancouver, B.C. / Sentinel Secondary School / Wharton County JC
11	Max Buettenback	Fr.	C	6-1	215	L/R	Lincoln, Neb. / Lincoln Southeast
12	Cole Evans	Sr.	OF	6-2	210	R/R	Grand Island, Neb. / Grand Island / Creighton / Parkland College
13	Will Jesske	Fr.	C/INF	6-1	215	R/R	Lincoln, Neb. / Lincoln Southeast
14	Case Sanderson	Fr.	OF	6-2	215	L/L	Nevada, Mo. / Nevada
15	Dylan Carey	So.	INF	6-3	210	R/R	Castle Rock, Colo. / Ponderosa
16	Aaron Manias	Jr.	INF	6-2	210	L/R	Uxbridge, Ontario / Howard College
17	Hayden Lewis	RFr.	UTIL	6-1	205	L/L	Yutan, Neb. / Yutan
18	Garrett Anglim	RJr.	OF	6-1	210	R/R	La Vista, Neb. / Papillion-La Vista
19	Kyle Perry	Gr.	LHP	6-0	200	L/L	Omaha, Neb. / Millard South
20	Ty Horn	Fr.	RHP	6-2	195	L/R	Halstead, Kan. / Eisenhower
21	Clay Bradford	Sr.	OF	6-3	215	L/L	Humble, Texas / Atascocita / Temple College / St. Mary's
23	Bryce Hughes	RJr.	INF	5-9	180	R/R	Channelview, Texas / Alvin CC
24	Caleb Clark	So.	LHP	6-2	205	L/L	Orillia, Ontario / Orillia Secondary School
25	Drew Christo	Jr.	RHP	6-5	235	R/R	Elkhorn, Neb. / Elkhorn
26	Kyle Froehlich	Sr.	RHP	6-0	200	L/R	Nipawin, Saskatchewan / L.P. Miller Comp. School / Colby CC / Northwestern St.
27	Noah Madsen	Fr.	RHP	6-2	210	R/R	Roseville, Calif. / Woodcreek
28	Bobby Olsen	Gr.	RHP	6-0	210	R/R	Powdersville, S.C. / Powdersville / Brown
30	Will Walsh	RJr.	UTIL	6-4	220	L/R	Leawood, Kan. / Rockhurst
32	Tucker Timmerman	Fr.	RHP	6-3	225	R/R	Beatrice, Neb. / Beatrice
33	Jackson Brockett	Jr.	LHP	6-1	205	L/L	Omaha, Neb. / Elkhorn South / Buford (Ga.)
34	Brett Sears	Sr.	RHP	6-0	205	R/R	Westphalia, Iowa / Harlan / Western Illinois / Iowa Central CC
35	Ryan Harrahill	Fr.	RHP	6-4	225	R/R	Elkhorn, Neb. / Elkhorn North
36	Grant Cleavinger	So.	LHP	6-5	225	L/L	Lawrence, Kan. / Lawrence / Tulane
37	Ian Regal	Fr.	LHP	6-2	195	L/L	Rochester, Minn. / Mayo
38	Brooks Kneifl	Fr.	LHP	6-1	210	L/L	Wayne, Neb. / Wayne
39	Carson Jasa	Fr.	RHP	6-7	230	R/R	Thornton, Colo. / Faith Christian Academy
42	Jalen Worthley	So.	LHP	5-10	180	L/L	Lincoln, Neb. / Lincoln East
44	Gabe Swansen	Jr.	OF	6-0	200	R/R	Johnston, Iowa / Johnston
45	Casey Daiss	Jr.	RHP	6-4	230	R/R	Webster, Fla. / Pasco Hernandez JC
48	Rans Sanders	Sr.	RHP	6-0	190	R/R	Grand Island, Neb. / Grand Island Northwest / Cloud County CC / Omaha
51	Mason McConnaughey	So.	RHP	6-3	225	R/R	Topeka, Kan. / Seaman / Cloud County CC
54	Trey Frahm	RJr.	RHP	6-0	240	R/R	Elkhorn, Neb. / Elkhorn / College of Southern Nevada
55	Tyler Stone	Jr.	INF	6-3	235	L/R	Scottsdale, Ariz. / Chaparral / Gonzaga / Iowa Western CC

COACHING & SUPPORT STAFF

7	Will Bolt	Head Coach
22	Lance Harvell	Assistant Coach
29	Rob Childress	Assistant Coach
3	Mike Sirianni	Assistant Coach
	Conor Behrens	Dir. of Program Development
	Renee Brinkman	Baseball Office Manager
	Bryce Siecko	Strength Coach
	Tanner Fowler	Athletic Trainer

PRONUNCIATIONS

Player	Pronunciation
Cayden Brumbaugh	Brum-baw
Josh Caron	Care-n
Max Buettenback	Bee-you-ten-back
Aaron Manias	Man-yes
Kyle Froehlich	Fray-lick
Grant Cleavinger	Clev-in-ger
Ian Regal	Ree-gul
Brooks Kneifl	Kuh-knife-ul
Carson Jasa	Yaw-saw
Casey Daiss	Dice
Rans Sanders	like fans
Trey Frahm	like mom

ROSTER BREAKDOWN BY CLASS

Graduate (2): Olsen, Perry
Senior (6): Bradford, Columbus, C. Evans, Froehlich, Sanders, Sears
R-Junior (4): Anglim, Frahm, Hughes, Walsh
Junior (11): Brockett, Borst, Caron, Christo, Daiss, Manias, Overbeek, Silva, Stokes, Stone, Swansen
R-Sophomore (2): Brumbaugh, Hufft
Sophomore (5): Carey, Clark, Cleavinger, McConnaughey, Worthley
R-Freshman (1): Lewis
Freshman (11): Buettenback, M. Evans, Harrahill, Horn, Jasa, Jesske, Kneifl, Madsen, Regal, Sanderson, Timmerman

ROSTER BREAKDOWN BY POSITION

Catcher (4): Buettenback, Caron, Columbus, Jesske
Infielder (9): Brumbaugh, Carey, Hufft, Hughes, Manias, Overbeek, Sanderson, Stokes, Stone
Outfielder (6): Anglim, Bradford, C. Evans, M. Evans, Silva, Swansen
Left-Handed Pitcher (7): Brockett, Clark, Cleavinger, Kneifl, Perry, Regal, Worthley
Right-Handed Pitcher (14): Borst, Christo, Daiss, Frahm, Froehlich, Harrahill, Horn, Jasa, Madsen, McConnaughey, Olson, Sanders, Sears, Timmerman
Utility Player (2): Lewis, Walsh

2024 BIG TEN STANDINGS (THROUGH MAY 26)

Team	Big Ten Record	Pct.	GB	Overall Record	Pct.	Streak
Illinois	18-6	0.750	-	34-19	0.642	L1
Nebraska	16-8	0.667	2	39-20	0.661	W5
Indiana	15-9	0.625	3	32-24-1	0.561	L2
Michigan	14-10	0.583	4	32-28	0.533	L1
Iowa	14-10	0.583	4	31-23	0.574	L2
Purdue	13-11	0.542	5	33-24	0.579	L7
Ohio State	12-12	0.500	6	29-26	0.527	L2
Penn State	12-12	0.500	6	29-24	0.547	L1
Minnesota	11-13	0.458	7	25-23	0.521	W2
Michigan State	11-13	0.458	7	24-27	0.471	W1
Maryland	10-14	0.417	8	34-22	0.607	L4
Rutgers	6-18	0.250	12	28-25	0.528	W1
Northwestern	4-20	0.167	14	18-34	0.346	L2

BIG TEN PLAYERS OF THE WEEK

Feb. 19	Player.....	Matt Maloney, Penn State
	Pitcher.....	Connor Foley, Indiana
	Freshman.....	Luke Gaffney, Purdue
Feb. 26	Player.....	Devin Taylor, Indiana
	Pitcher.....	Christian Coppola, Rutgers
	Freshman.....	Luke Gaffney, Purdue
March 4	Player.....	Drake Wescott, ILL/Nick Williams, MSU
	Pitcher.....	Mitch Voit, Michigan
	Freshman.....	Ryan McKay, Michigan State
March 11	Player.....	Rhett Stokes, Nebraska
	Pitcher.....	Cade Obermueller, Iowa
	Freshman.....	Kyle Remington, MINN/Luke Gaffney, Purdue
March 18	Player.....	Josh Kuroda-Grauer, Rutgers
	Pitcher.....	Kurt Barr, Michigan
	Freshman.....	Ty Doucette, Rutgers
March 25	Player.....	Drake Westcott, Illinois
	Pitcher.....	Justin Sinibaldi, Rutgers
	Freshman.....	Brayden Martin, Maryland
April 1	Player.....	Jacob Schroeder, Illinois
	Pitcher.....	Jacob Denner, Michigan
	Freshman.....	Jasen Oliver, Indiana
April 8	Player.....	Tyler Cerny, Indiana
	Pitcher.....	Brett Sears, Nebraska
	Freshman.....	Joey Brenzewski, Indiana
April 15	Player.....	Jacob Schroeder, Illinois
	Pitcher.....	Mason McConnaughey, Nebraska
	Freshman.....	Luke Gaffney, Purdue
April 22	Player.....	Connor Milton, Illinois
	Pitcher.....	Brody Brecht, Iowa/Jacob Denner, MICH
	Freshman.....	Luke Gaffney, Purdue
April 29	Player.....	Hunter Rosson, OSU/Connor Caskenette, PUR
	Pitcher.....	Brody Brecht, Iowa
	Freshman.....	Will Whelan, Minnesota
May 6	Player.....	Jack Frank, Michigan State
	Pitcher.....	Jackson Brockett, Nebraska
	Freshman.....	Ryan McKay, Michigan State
May 13	Player.....	Ike Mezzenga, Minnesota
	Pitcher.....	Jordan Morales, Purdue
	Freshman.....	Collin Priest, Michigan
May 20	Player.....	Devin Taylor, Indiana
	Pitcher.....	Cade Obermueller, Iowa
	Freshman.....	Mason Horwat, Penn State

2024 BIG TEN PRESEASON COACHES POLL

Rank	Team	2023 Overall Record (Big Ten Finish)
1.	Iowa	44-16 (3rd)
2.	Indiana	43-20 (2nd)
3.	Maryland	42-21 (1st)
4.	Rutgers	33-23 (5th)
5.	Nebraska	33-23-1 (4th)
6.	Michigan	28-28 (6th)

2024 BIG TEN PRESEASON HONORS LIST

Player	Pos.	Yr.	School
Jack Crowder	RHP	Jr.	Illinois
Ryan Moerman	OF	Jr.	Illinois
Logan Tabeling	RHP	Sr.	Illinois
Connor Foley	RHP	So.	Indiana
Devin Taylor	OF	So.	Indiana
Brock Tibbits	C	Jr.	Indiana
Brody Brecht	RHP	Jr.	Iowa
Marcus Morgan	RHP	Jr.	Iowa
Sam Petersen	OF	Jr.	Iowa
Alex Calarco	C/DH	Jr.	Maryland
Chris Hacopian	3B	Fr.	Maryland
Sam Hojnar	2B	Sr.	Maryland
Jonathan Kim	CF	So.	Michigan
Dylan Vigue	RHP	Fr.	Michigan
Mitch Voit	RHP/1B	So.	Michigan
Joseph Dzierwa	LHP	So.	Michigan State
Jack Frank	OF	Sr.	Michigan State
Nick Powers	LHP	Sr.	Michigan State
Brady Counsell	2B	Jr.	Minnesota
Weber Neels	C/1B	So.	Minnesota
Connor Wietgreffe	LHP	Jr.	Minnesota
Dylan Carey	SS	So.	Nebraska
Gabe Swansen	OF	Jr.	Nebraska
Will Walsh	UTIL	Jr.	Nebraska
Tyler Ganus	OF	Gr.	Northwestern
Owen McElpatrick	INF	So.	Northwestern
Garrett Shearer	RHP	Fr.	Northwestern
Landon Beidelschies	LHP	So.	Ohio State
Gavin Bruni	LHP	Jr.	Ohio State
Henry Kaczmar	SS	So.	Ohio State
Adam Cecere	OF	Gr.	Penn State
J.T. Marr	C	Gr.	Penn State
Bryce Molinaro	INF	So.	Penn State
Mike Bolton Jr.	OF	5th	Purdue
Connor Caskenette	C	Sr.	Purdue
Couper Cornblum	OF	Sr.	Purdue
Christian Coppola	RHP	So.	Rutgers
Josh Kuroda-Grauer	SS	Jr.	Rutgers
Tony Santa Maria	3B	So.	Rutgers

RPI RANKINGS (THROUGH MAY 26)

Rank	Team	Record	Road	Neutral	Home	Non-DI
28.	Nebraska	39-20	15-9	6-3	18-8	0-0
43.	Maryland	34-22	19-14	1-1	14-7	0-0
48.	Illinois	34-19	8-10	6-6	20-3	0-0
55.	Indiana	32-24	11-8	4-5	17-11	0-0
67.	Ohio State	29-26	11-15	5-3	13-8	0-0
77.	Rutgers	28-25	15-16	0-0	13-9	0-0
84.	Michigan	32-28	9-12	4-8	19-8	0-0
91.	Purdue	32-24	9-7	8-4	15-13	1-0
97.	Penn State	29-24	10-13	8-3	11-8	0-0
104.	Iowa	29-23	7-12	4-7	18-4	2-0
105.	Michigan State	24-27	6-8	5-9	13-10	0-0
118.	Minnesota	24-23	12-12	3-4	9-7	1-0
146.	Northwestern	18-34	10-23	0-0	8-11	0-0

GAME-BY-GAME STARTERS BY POSITION

Opponent	C	1B	2B	3B	SS	LF	CF	RF	DH	SP
vs. Baylor	Caron	Stone	Brumbaugh	Overbeek	Carey	Swansen	Silva	C. Evans	Sanderson	Sears
vs. Texas Tech	Caron	Stone	Brumbaugh	Overbeek	Carey	Swansen	Silva	Anglim	Sanderson	Walsh
vs. Oklahoma	Caron	Stone	Brumbaugh	Overbeek	Carey	Swansen	Silva	C. Evans	Bradford	Clark
at Grand Canyon	Caron	Stone	Brumbaugh	Columbus	Carey	Swansen	Silva	Anglim	Sanderson	Christo
at Grand Canyon	Caron	Stone	Brumbaugh	Stokes	Carey	Swansen	Silva	Anglim	Sanderson	Sears
at Grand Canyon	Caron	Stone	Brumbaugh	Hufft	Carey	C. Evans	Silva	Anglim	Buettenback	Walsh
at Grand Canyon	Columbus	Stone	Brumbaugh	Stokes	Carey	C. Evans	Silva	Anglim	Caron	Clark
at Charleston	Caron	Walsh	Brumbaugh	Stokes	Carey	Swansen	Silva	C. Evans	Jesske	Christo
at Charleston	Caron	Stone	Stokes	Columbus	Carey	Anglim	Silva	C. Evans	Brumbaugh	Sears
at Charleston	Caron	Stone	Jesske	Stokes	Carey	Swansen	Silva	C. Evans	Brumbaugh	Walsh
South Alabama	Caron	Stone	Hufft	Stokes	Carey	C. Evans	Silva	Swansen	Brumbaugh	Christo
South Alabama	Caron	Stone	Jesske	Stokes	Carey	Anglim	Silva	C. Evans	Sanderson	Sears
South Alabama	Caron	Stone	Columbus	Stokes	Carey	Anglim	Silva	Bradford	Sanderson	Horn
at Wichita State	Columbus	Stone	Hufft	Stokes	Carey	Anglim	Silva	C. Evans	Bradford	Walsh
at Wichita State	Caron	Stone	Stokes	Overbeek	Carey	Bradford	Anglim	C. Evans	Brumbaugh	Harrahill
Nicholls	Caron	Stone	Stokes	Overbeek	Carey	C. Evans	Silva	Bradford	Brumbaugh	Christo
Nicholls	Caron	Walsh	Stokes	Overbeek	Carey	C. Evans	Silva	Anglim	Brumbaugh	Sears
Nicholls	Caron	Walsh	Stokes	Overbeek	Hufft	C. Evans	Silva	Swansen	Brumbaugh	Horn
Omaha	Caron	Walsh	Stokes	Overbeek	Carey	C. Evans	Silva	Anglim	Bradford	McConnaughey
North Dakota	Columbus	Stone	Stokes	Overbeek	Carey	Anglim	Silva	Swansen	Sanderson	Walsh
New Mexico State	Caron	Walsh	Stokes	Overbeek	Carey	Anglim	Silva	C. Evans	Brumbaugh	Sears
New Mexico State	Caron	Stone	Stokes	Overbeek	Carey	Anglim	Silva	C. Evans	Sanderson	Christo
at Northwestern	Caron	Walsh	Stokes	Overbeek	Carey	Anglim	Silva	C. Evans	Brumbaugh	Sears
at Northwestern	Caron	Stone	Stokes	Overbeek	Carey	Anglim	Silva	C. Evans	Sanderson	Christo
at Northwestern	Caron	Stone	Stokes	Overbeek	Carey	Anglim	Silva	C. Evans	Sanderson	McConnaughey
at Creighton	Caron	Stone	Stokes	Overbeek	Carey	Anglim	Silva	C. Evans	Sanderson	Walsh
Ohio State	Caron	Walsh	Stokes	Overbeek	Carey	Anglim	Silva	C. Evans	Brumbaugh	Sears
Ohio State	Caron	Stone	Stokes	Overbeek	Carey	Swansen	Silva	C. Evans	Brumbaugh	McConnaughey
Ohio State	Caron	Stone	Stokes	Overbeek	Carey	C. Evans	Silva	Sanderson	Brumbaugh	Christo
Kansas	Columbus	Stone	Hufft	Overbeek	Carey	Sanderson	Silva	C. Evans	Caron	Horn
at Rutgers	Caron	Walsh	Brumbaugh	Overbeek	Carey	Swansen	Silva	C. Evans	Sanderson	Sears
at Rutgers	Caron	Columbus	Brumbaugh	Overbeek	Carey	Swansen	Silva	C. Evans	Sanderson	McConnaughey
at Rutgers	Columbus	Sanderson	Brumbaugh	Overbeek	Carey	Anglim	Silva	C. Evans	Caron	Christo
Creighton	Caron	Columbus	Brumbaugh	Stokes	Carey	Swansen	Silva	C. Evans	Sanderson	Clark
Maryland	Caron	Columbus	Brumbaugh	Overbeek	Carey	C. Evans	Silva	Sanderson	Bradford	Sears
Maryland	Caron	Columbus	Brumbaugh	Stokes	Carey	Anglim	Silva	E. Evans	Walsh	McConnaughey
Maryland	Caron	Columbus	Brumbaugh	Overbeek	Carey	C. Evans	Silva	Sanderson	Stone	Walsh
Kansas	Caron	Stone	Brumbaugh	Overbeek	Carey	Anglim	Silva	C. Evans	Columbus	Christo
Iowa	Caron	Stone	Brumbaugh	Overbeek	Carey	C. Evans	Silva	Sanderson	Columbus	Sears
Iowa	Caron	Stone	Stokes	Overbeek	Carey	C. Evans	Silva	Sanderson	Columbus	McConnaughey
Iowa	Caron	Stone	Stokes	Overbeek	Carey	C. Evans	Silva	Sanderson	Columbus	Walsh
at Creighton	Caron	Stone	Stokes	Overbeek	Carey	Bradford	Silva	C. Evans	Sanderson	Horn
Kansas State	Columbus	Stone	Stokes	Overbeek	Carey	Anglim	Silva	Sanderson	Caron	Brockett
at Minnesota	Caron	Columbus	Stokes	Overbeek	Carey	C. Evans	Silva	Sanderson	Stone	Sears
at Minnesota	Caron	Columbus	Stokes	Overbeek	Carey	C. Evans	Silva	Sanderson	Stone	McConnaughey
at Minnesota	Caron	Columbus	Stokes	Overbeek	Carey	C. Evans	Silva	Sanderson	Stone	Walsh
South Dakota State	Columbus	Stone	Stokes	Overbeek	Carey	Anglim	Silva	Sanderson	Bradford	Brockett
Indiana	Caron	Columbus	Brumbaugh	Overbeek	Carey	C. Evans	Silva	Sanderson	Swansen	Sears
Indiana	Caron	Stone	Brumbaugh	Overbeek	Carey	C. Evans	Silva	Sanderson	Columbus	McConnaughey
Indiana	Caron	Stone	Stokes	Overbeek	Carey	C. Evans	Silva	Sanderson	Swansen	Brockett
at Michigan State	Caron	Columbus	Stokes	Overbeek	Carey	C. Evans	Silva	Sanderson	Stone	Sears
at Michigan State	Caron	Columbus	Brumbaugh	Overbeek	Carey	C. Evans	Silva	Anglim	Sanderson	McConnaughey
at Michigan State	Caron	Stone	Brumbaugh	Overbeek	Carey	C. Evans	Silva	Sanderson	Columbus	Brockett
vs. Ohio State	Caron	Stone	Brumbaugh	Overbeek	Carey	Swansen	Silva	Sanderson	Jesske	Brockett
vs. Purdue	Caron	Stone	Brumbaugh	Overbeek	Carey	C. Evans	Silva	Sanderson	Swansen	Sears
vs. Ohio State	Caron	Stone	Stokes	Overbeek	Carey	Swansen	Silva	Sanderson	Columbus	McConnaughey
vs. Indiana	Caron	Columbus	Stokes	Overbeek	Carey	Swansen	Silva	Anglim	Sanderson	Walsh
vs. Indiana	Caron	Columbus	Stokes	Overbeek	Carey	Swansen	Silva	Sanderson	Stone	Christo
vs. Penn State	Caron	Columbus	Stokes	Overbeek	Carey	Swansen	Silva	C. Evans	Sanderson	Brockett

GAME-BY-GAME STARTING LINEUPS

Opponent	1	2	3	4	5	6	7	8	9
vs. Baylor	Brumbaugh	Overbeek	Carey	Caron	Stone	Swansen	Sanderson	C. Evans	Silva
vs. Texas Tech	Brumbaugh	Overbeek	Carey	Caron	Stone	Swansen	Sanderson	Anglim	Silva
vs. Oklahoma	Brumbaugh	Overbeek	Carey	Caron	Stone	Swansen	Bradford	C. Evans	Silva
at Grand Canyon	Brumbaugh	Silva	Carey	Caron	Stone	Swansen	Sanderson	Anglim	Columbus
at Grand Canyon	Brumbaugh	Silva	Carey	Caron	Stone	Swansen	Sanders	Anglim	Stokes
at Grand Canyon	Brumbaugh	Silva	Carey	Caron	Stone	Anglim	Buettenback	C. Evans	Hufft
at Grand Canyon	Brumbaugh	Silva	Carey	Caron	Stone	Anglim	Columbus	C. Evans	Stokes
at Charleston	Brumbaugh	Silva	Carey	Caron	Jesske	Swansen	C. Evans	Walsh	Stokes
at Charleston	Brumbaugh	Silva	Caron	Stone	C. Evans	Carey	Columbus	Anglim	Stokes
at Charleston	Brumbaugh	Silva	Caron	Stone	C. Evans	Carey	Jesske	Swansen	Stokes
South Alabama	Brumbaugh	Silva	Carey	Stone	Caron	C. Evans	Swansen	Stokes	Hufft
South Alabama	Silva	Jesske	Carey	Stone	Caron	C. Evans	Sanderson	Anglim	Stokes
South Alabama	Silva	Sanderson	Caron	Stone	Bradford	Anglim	Columbus	Carey	Stokes
at Wichita State	Stokes	Silva	C. Evans	Stone	Anglim	Bradford	Carey	Columbus	Hufft
at Wichita State	Brumbaugh	Overbeek	C. Evans	Stone	Caron	Bradford	Anglim	Carey	Stokes
Nicholls	Brumbaugh	Silva	Overbeek	C. Evans	Stone	Caron	Bradford	Carey	Stokes
Nicholls	Brumbaugh	Silva	Overbeek	C. Evans	Caron	Anglim	Walsh	Carey	Stokes
Nicholls	Brumbaugh	Silva	Overbeek	C. Evans	Caron	Walsh	Swansen	Stokes	Hufft
Omaha	Bradford	Silva	Overbeek	C. Evans	Caron	Walsh	Anglim	Stokes	Carey
North Dakota State	Overbeek	Silva	Sanderson	Stone	Anglim	Swansen	Columbus	Stokes	Carey
New Mexico State	Brumbaugh	Silva	C. Evans	Caron	Anglim	Walsh	Overbeek	Stokes	Carey
New Mexico State	Sanderson	Overbeek	C. Evans	Caron	Stone	Anglim	Silva	Stokes	Carey
at Northwestern	Brumbaugh	Silva	C. Evans	Caron	Anglim	Walsh	Overbeek	Carey	Stokes
at Northwestern	Sanderson	Silva	C. Evans	Stone	Caron	Anglim	Overbeek	Carey	Stokes
at Northwestern	Sanderson	Silva	C. Evans	Stone	Caron	Anglim	Overbeek	Carey	Stokes
at Creighton	Sanderson	Silva	C. Evans	Stone	Caron	Anglim	Overbeek	Carey	Stokes
Ohio State	Brumbaugh	Silva	C. Evans	Caron	Anglim	Walsh	Overbeek	Carey	Stokes
Ohio State	Brumbaugh	Silva	C. Evans	Stone	Caron	Swansen	Overbeek	Carey	Stokes
Ohio State	Brumbaugh	Silva	Sanderson	C. Evans	Stone	Caron	Overbeek	Carey	Stokes
at Kansas	Overbeek	Silva	C. Evans	Sanderson	Caron	Stone	Carey	Columbus	Hufft
at Rutgers	Brumbaugh	Overbeek	C. Evans	Sanderson	Caron	Swansen	Walsh	Carey	Silva
at Rutgers	Brumbaugh	Overbeek	C. Evans	Sanderson	Caron	Swansen	Columbus	Carey	Silva
at Rutgers	Brumbaugh	Overbeek	C. Evans	Sanderson	Caron	Columbus	Anglim	Carey	Silva
Creighton	Brumbaugh	Carey	Sanderson	Caron	C. Evans	Columbus	Swansen	Stokes	Silva
Maryland	Brumbaugh	Silva	C. Evans	Sanderson	Caron	Columbus	Carey	Bradford	Overbeek
Maryland	Brumbaugh	Silva	C. Evans	Caron	Anglim	Columbus	Walsh	Carey	Stokes
Maryland	Brumbaugh	Silva	Columbus	Stone	Caron	Sanderson	C. Evans	Carey	Overbeek
Kansas	Brumbaugh	Silva	Columbus	Caron	Stone	C. Evans	Anglim	Carey	Overbeek
Iowa	Brumbaugh	Silva	Columbus	Stone	Caron	Sanderson	C. Evans	Carey	Overbeek
Iowa	Sanderson	Silva	Stone	Caron	Columbus	C. Evans	Carey	Overbeek	Stokes
Iowa	Sanderson	Silva	Stone	Caron	Columbus	C. Evans	Carey	Overbeek	Stokes
at Creighton	Overbeek	Silva	Stone	Caron	Overbeek	C. Evans	Bradford	Carey	Stokes
Kansas State	Overbeek	Silva	Stone	Caron	Sanderson	Anglim	Columbus	Carey	Stokes
at Minnesota	Overbeek	Silva	Caron	Stone	Columbus	C. Evans	Sanderson	Carey	Stokes
at Minnesota	Overbeek	Silva	Caron	Stone	Columbus	C. Evans	Sanderson	Carey	Stokes
at Minnesota	Overbeek	Silva	Caron	Stone	Columbus	C. Evans	Sanderson	Carey	Stokes
South Dakota State	Overbeek	Sanderson	Columbus	Stone	Carey	Bradford	Anglim	Silva	Stokes
Indiana	Brumbaugh	Sanderson	Caron	Columbus	C. Evans	Swansen	Carey	Silva	Overbeek
Indiana	Brumbaugh	Sanderson	Caron	Stone	Columbus	C. Evans	Carey	Silva	Overbeek
Indiana	Overbeek	Sanderson	Caron	Swansen	Stone	C. Evans	Carey	Silva	Stokes
at Michigan State	Overbeek	Sanderson	Caron	Stone	C. Evans	Columbus	Carey	Silva	Stokes
at Michigan State	Brumbaugh	Sanderson	Caron	Columbus	Anglim	Carey	C. Evans	Silva	Overbeek
at Michigan State	Brumbaugh	Sanderson	Caron	Stone	Columbus	Carey	Silva	Overbeek	C. Evans
vs. Ohio State	Brumbaugh	Sanderson	Caron	Stone	Carey	Jesske	Swansen	Silva	Overbeek
vs. Purdue	Brumbaugh	Sanderson	Caron	Stone	Swansen	Carey	C. Evans	Silva	Overbeek
vs. Ohio State	Overbeek	Sanderson	Caron	Columbus	Swansen	Stone	Carey	Silva	Stokes
vs. Indiana	Overbeek	Sanderson	Caron	Columbus	Swansen	Carey	Anglim	Silva	Stokes
vs. Indiana	Overbeek	Sanderson	Caron	Columbus	Swansen	Stone	Carey	Silva	Stokes
vs. Penn State	Overbeek	Sanderson	Caron	Columbus	Swansen	Carey	C. Evans	Silva	Stokes

OVERALL RECORD: 39-20

BIG: 16-8 | Home: 18-8 | Away: 15-9 | Neutral: 6-3

Date	Opponent	W/L	Score	Overall	Big Ten	Pitcher of Record	Att.	Time
2/16	vs. Baylor	W	4-1	1-0	0-0	Timmerman, T. (1-0)	10,992	2:40
2/17	vs. No. 21 Texas Tech	L	6-3	1-1	0-0	McConnaughey, M. (0-1)	13,991	3:10
2/18	vs. Oklahoma	L	7-6	1-2	0-0	Daiss, C. (0-1)	10,977	3:22
2/22	at Grand Canyon	W	7-2	2-2	0-0	Christo, D. (1-0)	2,437	2:27
2/23	at Grand Canyon	W	11-1	3-2	0-0	Sears, B. (1-0)	2,531	2:33
2/24	at Grand Canyon	L	7-5	3-3	0-0	McConnaughey, M. (0-2)	2,952	2:15
2/25	at Grand Canyon	W	10-8	4-3	0-0	Worthley, J. (1-0)	2,724	2:58
2/29	at College of Charleston	W	6-5 (10)	5-3	0-0	Borst, E. (1-0)	558	2:45
3/2	at College of Charleston	W	5-4	6-3	0-0	Horn, T. (1-0)	849	2:26
3/3	at College of Charleston	W	5-3	7-3	0-0	Timmerman, T. (2-0)	812	2:39
3/8	South Alabama	L	11-3	7-4	0-0	Christo, D. (1-1)	4284	2:28
3/9	South Alabama	W	13-2	8-4	0-0	Sears, B. (2-0)	4955	2:14
3/10	South Alabama	W	12-7	9-4	0-0	McConnaughey, M. (1-2)	4953	3:12
3/12	at Wichita State	W	8-6	10-4	0-0	Walsh, W. (1-0)	2259	3:11
3/13	at Wichita State	L	9-3	10-5	0-0	Harrahill, R. (0-1)	2060	2:36
3/15	Nicholls	W	7-6	11-5	0-0	Borst, E. (2-0)	4268	3:15
3/16	Nicholls	W	16-0	12-5	0-0	Sears, B. (3-0)	4658	2:48
3/17	Nicholls	W	11-4	13-5	0-0	Brockett, J. (1-0)	4186	3:06
3/19	Omaha	W	11-5	14-5	0-0	McConnaughey, M. (2-2)	4668	3:15
3/20	North Dakota State	W	3-1	15-5	0-0	Walsh, W. (2-0)	3991	2:34
3/22	New Mexico State	W	14-2	16-5	0-0	Sears, B. (4-0)	4072	2:36
3/23	New Mexico State	W	2-1	17-5	0-0	Worthley, J. (2-0)	4201	2:44
3/29	at Northwestern	W	5-2	18-5	1-0	Sears, B. (5-0)	386	2:31
3/30	at Northwestern	W	9-5	19-5	2-0	Walsh, W. (3-0)	430	2:39
3/31	at Northwestern	W	8-7 (10)	20-5	3-0	Perry, K. (1-0)	321	2:57
4/2	at Creighton	L	5-3	20-6	3-0	Walsh, W. (3-1)	4003	3:03
4/5	Ohio State	W	3-0	21-6	4-0	Sears, B. (6-0)	5670	2:07
4/6	Ohio State	W	7-3	22-6	5-0	McConnaughey, M. (3-2)	5651	2:26
4/7	Ohio State	L	9-3	22-7	5-1	Christo, D. (1-2)	4972	3:01
4/9	at Kansas	L	13-11	22-8	5-1	Froehlich, K. (0-1)	1459	2:55
4/12	at Rutgers	L	7-6 (11)	22-9	5-2	Sanders, R. (0-1)	669	3:13
4/13	at Rutgers	W	16-1	23-9	6-2	McConnaughey, M. (4-2)	619	2:41
4/14	at Rutgers	L	6-4	23-10	6-3	Walsh, W. (3-2)	744	2:58
4/16	Creighton	L	6-4	23-11	6-3	Perry, K. (1-1)	5209	2:35
4/19	Maryland	W	6-3	24-11	7-3	Sears, B. (7-0)	5277	2:32
4/20	Maryland	L	11-2	24-12	7-4	McConnaughey, M. (4-3)	5734	2:46
4/21	Maryland	W	16-4 (7)	25-12	8-4	Walsh, W. (4-2)	5601	2:39
4/23	Kansas	L	9-4	25-13	8-4	Christo, D. (1-3)	5168	3:16
4/26	Iowa	W	7-4	26-13	9-4	Froehlich, K. (1-1)	5824	3:05
4/27	Iowa	W	12-1 (7)	27-13	10-4	McConnaughey, M. (5-3)	7127	2:25
4/28	Iowa	L	4-1	27-14	10-5	Walsh, W. (4-3)	5317	2:38
4/30	at Creighton	L	9-5	27-15	10-5	Horn, T. (1-1)	4356	2:59
5/1	Kansas State	W	8-0	28-15	10-5	Brockett, J. (2-0)	4929	2:31
5/3	at Minnesota	W	10-7	29-15	11-5	Worthley, J. (3-0)	853	3:06
5/4	at Minnesota	W	7-3	30-15	12-5	McConnaughey, M. (6-3)	1435	2:38
5/5	at Minnesota	L	6-2	30-16	12-6	Walsh, W. (4-4)	961	2:29
5/8	South Dakota State	L	10-6	30-17	12-6	Daiss, C. (0-2)	5467	3:33
5/10	Indiana	L	10-5	30-18	12-7	Perry, K. (1-2)	6573	3:13
5/11	Indiana	W	5-2 (10)	31-18	13-7	Clark, C. (1-0)	6786	3:11
5/12	Indiana	W	4-2	32-18	14-7	Christo, D. (2-3)	6193	2:28
5/16	at Michigan State	W	2-1	33-18	15-7	Sears, B. (8-0)	386	2:32
5/17	at Michigan State	W	11-3	34-18	16-7	McConnaughey, M. (7-3)	816	2:57
5/18	at Michigan State	L	11-6	34-19	16-8	Brockett, J. (2-1)	1111	3:13
5/21	vs. Ohio State	L	15-2 (7)	34-20	16-8	Brockett, J. (2-2)	2634	2:30
5/22	vs. Purdue	W	6-2	35-20	16-8	Sears, B. (9-0)	3542	2:34
5/24	vs. Ohio State	W	12-5	36-20	16-8	McConnaughey, M. (8-3)	6871	2:52
5/25	vs. Indiana	W	4-2	37-20	16-8	Walsh, W. (5-4)	-	2:31
5/25	vs. Indiana	W	10-4	38-20	16-8	Christo, D. (3-3)	10869	2:58
5/26	vs. Penn State	W	2-1	39-20	16-8	Brockett, J. (3-2)	13300	2:08



NEBRASKA BASEBALL SCORIGAMI

A scorigami is a scoring combination that has never happened before. Generally associated with the NFL, the term was coined by SB Nation sportswriter Jon Bois in 2016. Through the 2023 season, there have been 1,084 unique scores ("scorigamis") in NFL history.

NEBRASKA BASEBALL SCORIGAMI TRENDS

- Through 4,104 games in Nebraska baseball history, there have been 401 unique score combinations.
- The most common score is 3-2 (147 occurrences), followed by 4-3 (136 occurrences).
- Five of the six most common scores are one-run games, with the exception of 5-3 (101 times).
- With 78 occurrences, a 3-2 win is the most common result for Nebraska baseball, followed by defeats of 3-2 and 4-3 with 69 occurrences each.
- Since 2000, there have been 19 scorigami scores, including the most recent occurrence of the 16-16 tie last season in the series finale at San Diego.
- Five runs scored (409 occurrences) is the most common for the Huskers, while three runs scored (499 occurrences) is the most common for opponents.
- **26,764** runs scored, **21,103** runs allowed in **4,104** games in **118** seasons for an all-time record of **2,364-1722-18**.

TOP NEBRASKA RESULTS

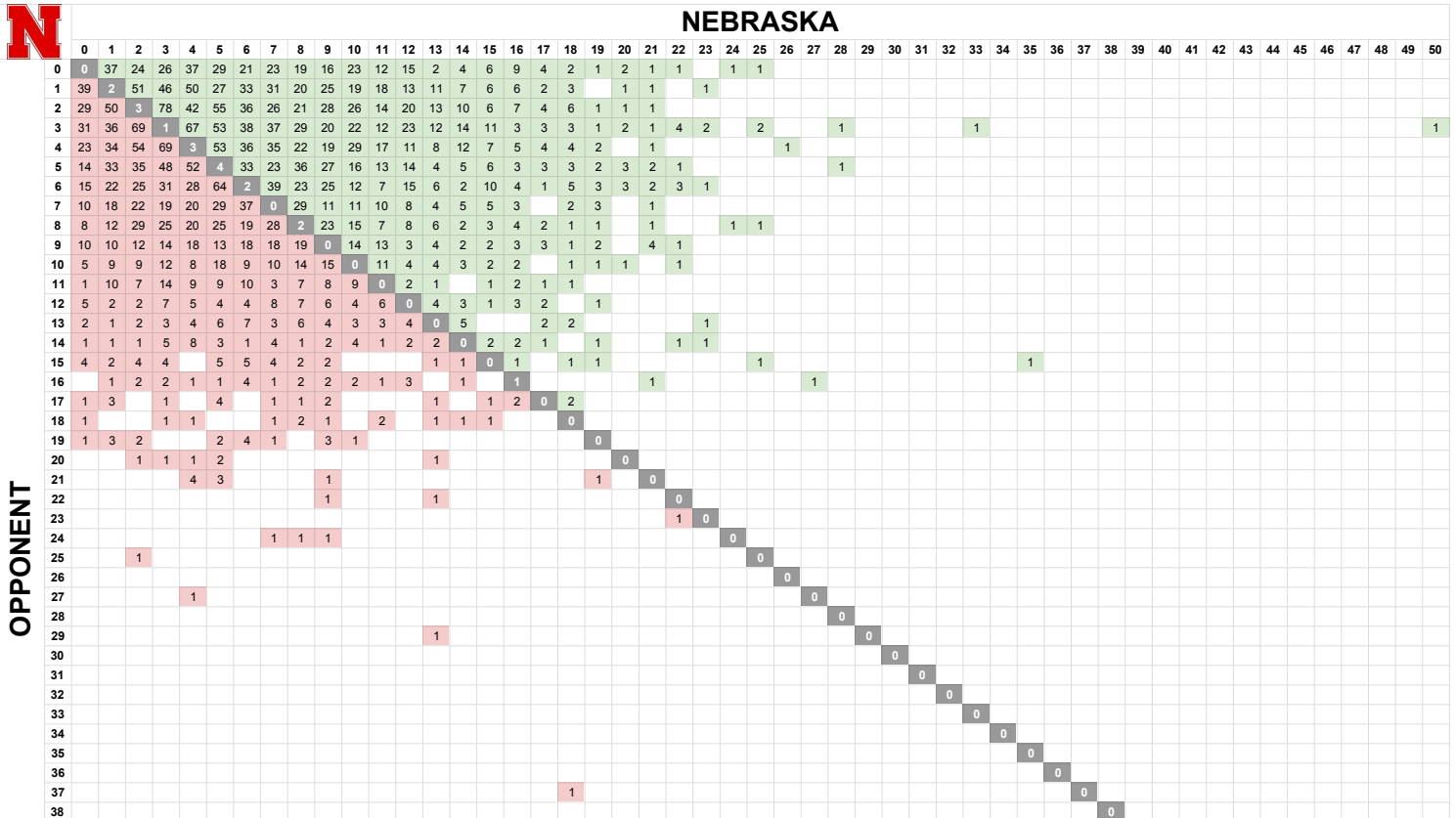
Times	NEB	OPP	Most Recent
78	3	2	at Iowa, 4/21/19
69	2	3	BYU, 4/15/22
69	3	4	BYU, 4/16/22
67	4	3	NDSU, 4/20/22
64	5	6	NDSU, 5/3/23
54	5	2	Indiana, 5/11/24
54	2	4	vs. Maryland, 5/27/23
53	5	3	at Charleston, 3/3/24
53	5	4	at Charleston, 3/2/24
52	4	5	Illinois, 5/15/22
51	2	1	vs. Penn State, 5/26/24
50	1	2	vs. Maryland, 5/25/23
50	4	1	vs. Baylor, 2/16/24
48	3	5	at Creighton, 4/2/24
46	3	1	NDSU, 3/20/24
42	4	2	vs. Indiana, 5/25/24
39	7	6	Nicholls, 3/15/24
39	0	1	Iowa, 4/29/22

MOST RECENT OCCURRENCES

Result	Opponent	Date
T, 16-16	at San Diego	2/20/23
W, 18-10	at Arizona State	3/1/20
L, 14-1	at Arizona State	2/29/20
L, 16-1	vs. UConn	6/2/19
L, 15-14	at Ohio State	4/1/18
L, 14-8	Cal Poly	3/8/18
W, 21-3	at Penn State	5/20/17
W, 17-6	Omaha	4/16/14
L, 13-1	at UCLA	3/5/10
L, 17-7	at Stanford	2/22/08
L, 22-9	at Missouri	5/17/08
L, 19-7	at Arizona State	6/3/07
W, 19-3	vs. Northwestern	2/20/04
L, 16-11	at Missouri	4/17/04
W, 22-9	vs. Kent State	2/22/04
W, 23-1	Nebraska-Kearney	3/5/02
W, 12-9	at Southern Utah	3/6/01
W, 20-2	Oklahoma State	5/6/01

HOW MANY TIMES HAS...

NEB SCORED	NEB ALLOWED
0 - 200 times (0-200)	0 - 316 times (316-0)
1 - 286 times (37-247-2)	1 - 412 times (371-39-2)
2 - 355 times (75-277-3)	2 - 477 times (395-79-3)
3 - 407 times (150-256-1)	3 - 499 times (362-136-1)
4 - 379 times (196-180-3)	4 - 449 times (266-180-3)
5 - 409 times (217-188-4)	5 - 381 times (195-182-4)
6 - 317 times (197-118-2)	6 - 348 times (161-185-2)
7 - 297 times (214-83)	7 - 247 times (92-155)
8 - 263 times (199-62-2)	8 - 243 times (75-166-2)
9 - 242 times (194-48)	9 - 184 times (52-132)
10 - 210 times (187-23)	10 - 139 times (30-109)
11 - 147 times (134-13)	11 - 95 times (8-87)
12 - 145 times (136-9)	12 - 74 times (14-60)
13 - 87 times (79-8)	13 - 58 times (10-48)
14 - 77 times (74-3)	14 - 44 times (8-36)
15 - 70 times (68-2)	15 - 39 times (5-34)
16 - 60 times (57-2-1)	16 - 26 times (2-23-1)
17 - 32 times (32-0)	17 - 19 times (2-17)
18 - 38 times (37-1)	18 - 12 times (0-12)
19 - 21 times (20-1)	19 - 17 times (0-17)
20 - 13 times (13-0)	20 - 6 times (0-6)
21 - 16 times (16-0)	21 - 9 times (0-9)
22 - 13 times (12-1)	22 - 2 times (0-2)
23 - 6 times (6-0)	23 - 1 time (0-1)
24 - 2 times (2-0)	24 - 3 times (0-3)
25 - 5 times (5-0)	25 - 1 time (0-1)
26 - 1 time (1-0)	27 - 1 time (0-1)
27 - 1 time (1-0)	29 - 1 time (0-1)
28 - 1 time (2-0)	37 - 1 time (0-1)
33 - 1 time (1-0)	
35 - 1 time (1-0)	
50 - 1 time (1-0)	



OVERALL RECORD: 39-20

BIG: 16-8 | Home: 18-8 | Away: 15-9 | Neutral: 6-3

Player	avg	gp-gs	ab	r	h	2b	3b	hr	rbi	tb	slg%	bb	hp	so	gdp	ob%	sf	sh	sb-att	po	a	e	fld%
Stokes, Rhett	.353	50-40	139	29	49	14	0	1	17	66	.475	10	2	31	1	.401	1	6	4-7	52	104	5	.969
Sanderson, Case	.340	51-40	141	24	48	5	1	2	22	61	.433	28	9	39	3	.472	2	0	0-3	40	1	2	.953
Caron, Josh	.320	57-56	228	45	73	15	1	16	65	138	.605	23	7	47	7	.398	1	0	3-4	426	44	3	.994
Brumbaugh, Cayden	.309	39-35	136	33	42	11	3	0	19	59	.434	22	0	35	2	.398	3	4	13-16	40	43	2	.976
Columbus, Ben	.307	41-31	114	19	35	4	0	7	28	60	.526	18	4	32	1	.407	4	2	0-0	170	13	4	.979
Swansen, Gabe	.306	31-22	85	11	26	6	0	4	16	44	.518	6	3	23	0	.368	1	1	3-4	38	0	0	1.000
Stone, Tyler	.297	51-42	158	27	47	8	0	8	33	79	.500	29	1	48	3	.403	3	0	0-1	271	15	4	.986
Overbeek, Joshua	.281	48-46	171	38	48	9	0	5	25	72	.421	28	7	49	0	.403	0	1	16-19	26	79	5	.955
Silva, Riley	.266	58-58	192	50	51	5	2	0	20	60	.313	24	26	32	2	.416	1	16	31-34	155	1	1	.994
Anglim, Garrett	.259	48-27	112	21	29	8	0	2	23	43	.384	13	6	28	4	.361	2	6	6-11	66	4	2	.972
Evans, Cole	.256	57-48	180	40	46	11	0	5	41	72	.400	27	12	36	4	.378	6	1	8-12	90	3	4	.959
Carey, Dylan	.251	58-58	223	29	56	17	0	7	29	94	.422	17	7	59	4	.323	1	3	2-4	80	125	9	.958

Jesske, Will	.280	19-4	25	6	7	1	0	0	4	8	.320	3	0	3	0	.357	0	0	0-0	3	4	1	.875
Hufft, Dylan	.278	21-5	18	4	5	0	0	0	1	5	.278	6	1	7	0	.480	0	1	1-1	16	21	0	1.000
Walsh, Will	.235	14-9	34	8	8	1	0	5	14	24	.706	3	2	11	1	.333	0	0	0-0	60	17	1	.987
Bradford, Clay	.231	28-9	39	11	9	4	0	3	6	22	.564	10	1	17	1	.400	0	0	2-2	3	1	2	.667
Buettenback, Max	.167	6-1	6	1	1	0	0	1	1	4	.667	1	0	4	0	.286	0	0	0-0	0	0	0	.000
Hughes, Bryce	.000	12-0	2	3	0	0	0	0	1	0	.000	0	0	0	0	.000	0	0	2-2	0	2	0	1.000
Lewis, Hayden	.000	1-0	1	0	0	0	0	0	0	0	.000	0	0	0	0	.000	0	0	0-0	0	0	0	.000
Totals	.289	59	2004	399	580	119	7	66	365	911	.455	268	88	501	33	.392	25	41	91-120	1564	539	54	.975
Opponents	.243	59	1994	292	485	94	9	59	266	774	.388	170	61	499	27	.320	12	20	21-34	1534	553	61	.972

LOB - Team (493), Opp (401). DPs turned - Team (32), Opp (46). IBB - Team (6), Stone, T. 3, Caron, J. 2, Columbus, B. 1, Opp (6). Picked off - Silva, R. 3, Carey, D. 3, Stokes, R. 2, Anglim, G. 1.

(All games Sorted by Earned run avg)

Player	era	w-l	app	gs	cg	sho	sv	ip	h	r	er	bb	so	2b	3b	hr	b/avg	wp	hp	bk	sfa	sha
Sears, Brett	2.00	9-0	16	15	1	1/1	1	99.0	62	26	22	18	97	11	1	8	.176	1	8	1	2	1
McConnaughey, Maso	3.09	8-3	16	10	0	0/0	0	67.0	60	26	23	23	81	10	0	6	.242	6	5	0	1	3
Christo, Drew	4.63	3-3	16	10	0	0/0	1	56.1	48	31	29	18	50	14	1	5	.221	12	8	0	0	2
Walsh, Will	5.06	5-4	14	10	1	0/0	0	58.2	69	36	33	10	43	13	1	10	.296	4	8	0	3	5

Lewis, Hayden	0.00	0-0	1	0	0	0/0	0	0.1	1	0	0	1	1	0	0	0	.500	0	0	0	0	0
Brockett, Jackson	3.57	3-2	12	6	1	1/0	0	35.1	32	16	14	7	29	8	0	3	.241	3	3	0	1	1
Sanders, Rans	3.86	0-1	18	0	0	0/0	2	14.0	10	8	6	5	9	1	0	3	.200	1	1	0	0	0
Worthley, Jalen	3.94	3-0	21	0	0	0/1	4	32.0	27	14	14	8	31	4	0	5	.227	3	1	0	0	4
Daiss, Casey	4.15	0-2	20	0	0	0/0	5	21.2	23	11	10	8	17	5	0	1	.274	0	2	0	1	1
Froehlich, Kyle	4.87	1-1	19	0	0	0/0	0	20.1	23	13	11	5	20	3	1	4	.280	0	2	0	2	0
Cleavinger, Grant	5.06	0-0	10	0	0	0/0	0	5.1	1	3	3	3	8	0	0	1	.063	2	2	0	0	0
Perry, Kyle	5.59	1-2	24	0	0	0/0	3	19.1	22	13	12	3	18	4	0	2	.275	1	2	0	0	0
Borst, Evan	5.84	2-0	15	0	0	0/0	0	12.1	8	10	8	11	15	3	1	0	.182	5	4	0	0	0
Horn, Ty	6.20	1-1	12	4	0	0/0	1	20.1	29	25	14	8	17	5	1	3	.315	2	2	0	1	1
Clark, Caleb	7.92	1-0	17	3	0	0/0	1	30.2	32	28	27	18	32	8	2	4	.264	4	5	1	0	2
Timmerman, Tucker	8.10	2-0	15	0	0	0/0	1	16.2	21	15	15	14	18	3	0	3	.313	2	3	0	1	0
Frahm, Trey	10.12	0-0	5	0	0	0/0	0	2.2	2	3	3	3	2	1	0	0	.200	1	0	0	0	0
Olsen, Bobby	10.80	0-0	13	0	0	0/0	0	8.1	11	10	10	6	9	1	0	1	.314	2	5	0	0	0
Harrahill, Ryan	27.00	0-1	1	1	0	0/0	0	1.0	4	4	3	1	2	0	1	0	.500	0	0	0	0	0
Totals	4.40	39-20	59	59	3	3/1	19	521.1	485	292	255	170	499	94	9	59	.243	49	61	2	12	20
Opponents	6.32	20-39	59	59	0	0/0	9	511.1	580	399	359	268	501	119	7	66	.289	61	88	6	25	41

PB - Team (8), Caron, J. 7, Columbus, B. 1, Opp (17). Pickoffs - Team (8), Caron, J. 3, Sears, B. 2, Walsh, W. 1, Christo, D. 1, McConnaughey 1, Opp (9). SBA/ATT - Caron, J. (17-25), Sears, B. (4-7), Columbus, B. (4-6), Christo, D. (2-4), Walsh, W. (2-4), McConnaughey (2-3), Sanders, R. (1-2), Perry, K. (1-2), Worthley, J. (2-2), Cleavinger (2-2), Froehlich, K (0-2), Borst, E. (2-2), Horn, T. (1-1), Harrahill, R (1-1), Brockett, J. (0-1), Olsen, B. (1-1).

BIG TEN RECORD: 16-8

Home: 8-4 | Away: 8-4

Player	avg	gp-gs	ab	r	h	2b	3b	hr	rbi	tb	slg%	bb	hp	so	gdp	ob%	sf	sh	sb-att	po	a	e	fld%
Sanderson, Case	.380	22-20	71	14	27	3	0	2	13	36	.507	12	3	18	2	.483	1	0	0-2	33	0	1	.971
Caron, Josh	.340	24-24	97	17	33	5	0	4	25	50	.515	10	5	15	2	.425	1	0	2-2	180	18	1	.995
Brumbaugh, Cayden	.321	16-15	56	15	18	5	2	0	9	27	.482	12	0	14	0	.435	1	1	10-11	17	17	0	1.000
Columbus, Ben	.321	17-16	56	10	18	3	0	3	16	30	.536	6	3	19	0	.397	3	0	0-0	74	5	2	.975
Stokes, Rhett	.294	20-14	51	10	15	3	0	0	4	18	.353	2	0	9	0	.315	1	2	2-3	25	48	1	.986
Stone, Tyler	.290	19-15	62	11	18	4	0	3	11	31	.500	11	0	19	2	.387	2	0	0-0	87	3	2	.978
Carey, Dylan	.283	24-24	92	16	26	5	0	6	14	49	.533	6	2	24	2	.340	0	2	0-0	31	55	1	.989
Overbeek, Joshua	.267	24-23	86	17	23	2	0	3	10	34	.395	14	1	27	0	.376	0	0	10-11	11	41	2	.963
Silva, Riley	.266	24-24	79	15	21	3	0	0	7	24	.304	9	8	13	2	.392	1	8	13-15	70	0	0	1.000
Evans, Cole	.256	24-24	82	18	21	5	0	3	19	35	.427	17	5	20	1	.398	4	1	4-7	38	2	3	.930
Anglim, Garrett	.216	18-7	37	5	8	3	0	0	4	11	.297	3	2	9	0	.310	0	2	1-1	27	1	0	1.000

Jesske, Will	.250	5-0	4	1	1	0	0	0	0	1	.250	1	0	1	0	.400	0	0	0-0	0	0	0	.000
Swansen, Gabe	.222	9-5	18	2	4	1	0	0	3	5	.278	2	2	4	0	.348	1	0	1-1	8	0	0	1.000
Walsh, Will	.125	7-4	16	2	2	0	0	2	5	8	.500	0	0	6	0	.125	0	0	0-0	23	6	1	.967
Bradford, Clay	.100	11-1	10	4	1	0	0	0	1	1	.100	2	0	5	1	.250	0	0	1-1	0	0	0	.000
Buettenback, Max	.000	1-0	1	0	0	0	0	0	0	0	.000	0	0	0	0	.000	0	0	0-0	0	0	0	.000
Hufft, Dylan	.000	4-0	1	0	0	0	0	0	0	0	.000	0	0	0	0	.000	0	0	0-0	2	5	0	1.000
Totals	.288	24	819	157	236	42	2	26	141	360	.440	107	31	203	12	.385	15	16	44-54	638	225	16	.982
Opponents	.247	24	807	113	199	39	2	28	107	326	.404	63	25	186	11	.319	5	10	12-19	628	214	24	.972

LOB - Team (203), Opp (159). DPs turned - Team (14), Opp (18). IBB - Team (4), Stone, T. 3, Caron, J. 1, Opp (3). Picked off - Carey, D. 1, Anglim, G. 1, Silva, R. 1.

(Big Ten games only Sorted by Earned run avg)

Player	era	w-l	app	gs	cg	sho	sv	ip	h	r	er	bb	so	2b	3b	hr	b/avg	wp	hp	bk	sfa	sha
Sears, Brett	2.73	4-0	8	8	1	1/0	0	52.2	44	19	16	9	44	9	1	5	.227	0	6	0	2	1
McConnaughey, Maso	3.63	5-1	8	8	0	0/0	0	44.2	44	19	18	13	45	7	0	6	.263	3	3	0	1	2

Cleavinger, Grant	0.00	0-0	4	0	0	0/0	0	2.1	0	0	0	0	4	0	0	0	.000	2	0	0	0	0
Frahm, Trey	0.00	0-0	2	0	0	0/0	0	1.1	0	0	0	1	1	0	0	0	.000	1	0	0	0	0
Daiss, Casey	1.29	0-0	6	0	0	0/0	1	7.0	6	1	1	3	4	2	0	0	.231	0	1	0	0	1
Clark, Caleb	3.95	1-0	6	0	0	0/0	1	13.2	9	6	6	7	11	3	0	2	.184	1	1	0	0	0
Worthley, Jalen	4.50	1-0	9	0	0	0/0	3	16.0	14	8	8	3	20	2	0	3	.241	2	1	0	0	4
Horn, Ty	4.50	0-0	2	0	0	0/0	0	2.0	4	1	1	0	1	0	0	0	.400	0	0	0	0	0
Sanders, Rans	4.91	0-1	6	0	0	0/0	1	3.2	4	2	2	2	2	0	0	0	.308	0	0	0	0	0
Perry, Kyle	5.40	1-1	9	0	0	0/0	0	10.0	11	7	6	1	9	3	0	0	.275	0	1	0	0	0
Christo, Drew	5.82	1-1	6	3	0	0/0	0	17.0	11	11	11	7	14	4	1	1	.167	4	5	0	0	1
Brockett, Jackson	6.43	0-1	2	2	0	0/0	0	7.0	9	6	5	2	4	2	0	2	.300	1	2	0	0	0
Olsen, Bobby	6.75	0-0	4	0	0	0/0	0	2.2	3	2	2	0	2	0	0	1	.273	0	1	0	0	0
Walsh, Will	6.85	2-3	7	3	0	0/0	0	23.2	31	19	18	6	16	5	0	5	.313	3	3	0	0	1
Froehlich, Kyle	7.11	1-0	7	0	0	0/0	0	6.1	5	7	5	3	6	1	0	2	.227	0	0	0	2	0
Borst, Evan	7.71	0-0	5	0	0	0/0	0	2.1	3	3	2	5	3	1	0	0	.300	2	1	0	0	0
Timmerman, Tucker	54.00	0-0	1	0	0	0/0	0	0.1	1	2	2	1	0	0	0	1	.500	0	0	0	0	0
Totals	4.27	16-8	24	24	1	1/0	6	212.2	199	113	101	63	186	39	2	28	.247	19	25	0	5	10
Opponents	6.02	8-16	24	24	0	0/0	5	209.1	236	157	140	107	203	42	2	26	.288	28	31	4	15	16

PB - Team (5), Caron, J. 4, Columbus, B. 1, Opp (12). Pickoffs - Team (2), Caron, J. 1, Sears, B. 1, Opp (3). SBA/ATT - Caron, J. (8-13), Sears, B. (3-6), Columbus, B. (4-5), Sanders, R. (1-2), Walsh, W. (2-2), Perry, K. (1-2), Worthley, J. (2-2), Froehlich, K (0-1), Cleavinger (1-1), Christo, D. (1-1), Borst, E. (1-1), McConnaughey (0-1).

ROAD & NEUTRAL RECORD: 21-12

BIG: 8-4 | Road: 15-9 | Neutral: 6-3

Player	avg	gp-gs	ab	r	h	2b	3b	hr	rbi	tb	slg%	bb	hp	so	gdp	ob%	sf	sh	sb-att	po	a	e	fld%
Sanderson, Case	.349	28-24	83	13	29	2	1	1	12	36	.434	13	5	25	0	.461	1	0	0-2	28	0	2	.933
Swansen, Gabe	.339	19-15	56	8	19	5	0	3	13	33	.589	5	2	15	0	.406	1	1	1-2	25	0	0	1.000
Brumbaugh, Cayden	.338	23-19	77	19	26	6	1	0	7	34	.442	10	0	19	2	.400	3	3	7-9	30	36	2	.971
Columbus, Ben	.318	22-17	66	11	21	3	0	4	18	36	.545	11	2	21	1	.420	2	1	0-0	99	9	2	.982
Caron, Josh	.311	32-32	135	24	42	3	1	11	39	80	.593	10	6	30	5	.384	0	0	1-1	234	19	1	.996
Evans, Cole	.279	31-26	104	22	29	6	0	2	24	41	.394	15	5	20	3	.383	4	1	2-5	45	2	3	.940
Stokes, Rhett	.275	27-20	69	11	19	4	0	1	3	26	.377	6	1	18	0	.342	0	3	0-2	21	56	2	.975
Overbeek, Joshua	.270	25-25	100	18	27	8	0	1	13	38	.380	12	2	29	0	.360	0	1	4-6	16	47	2	.969
Carey, Dylan	.256	33-33	133	18	34	12	0	4	18	58	.436	9	4	39	3	.322	0	1	1-2	52	67	4	.967
Silva, Riley	.255	32-32	106	32	27	2	0	0	7	29	.274	11	16	18	2	.406	0	10	17-18	92	1	1	.989
Stone, Tyler	.226	28-25	84	14	19	4	0	3	16	32	.381	19	0	31	1	.358	3	0	0-1	128	8	3	.978
Anglim, Garrett	.190	28-15	63	8	12	2	0	1	8	17	.270	7	2	15	3	.284	2	4	4-6	45	3	2	.960

Jesske, Will	.300	14-3	20	4	6	1	0	0	4	7	.350	1	0	3	0	.333	0	0	0-0	2	3	1	.833
Bradford, Clay	.261	15-4	23	7	6	3	0	2	2	15	.652	6	1	10	0	.433	0	0	1-1	2	0	1	.667
Buettenback, Max	.250	3-1	4	1	1	0	0	1	1	4	1.000	0	0	2	0	.250	0	0	0-0	0	0	0	.000
Walsh, Will	.143	7-3	14	2	2	0	0	2	5	8	.571	1	1	2	1	.250	0	0	0-0	29	11	0	1.000
Hufft, Dylan	.000	14-3	10	1	0	0	0	0	0	0	.000	3	0	7	0	.231	0	1	1-1	8	12	0	1.000
Lewis, Hayden	.000	1-0	1	0	0	0	0	0	0	0	.000	0	0	0	0	.000	0	0	0-0	0	0	0	.000
Hughes, Bryce	.000	5-0	1	1	0	0	0	0	0	0	.000	0	0	0	0	.000	0	0	0-0	0	2	0	1.000
Totals	.278	33	1149	214	319	61	3	36	190	494	.430	139	47	304	21	.374	16	26	39-56	871	304	33	.973
Opponents	.262	33	1133	174	297	65	6	28	158	458	.404	91	40	256	16	.337	7	16	10-16	891	317	35	.972

LOB - Team (272), Opp (242). DPs turned - Team (18), Opp (29). IBB - Team (4), Stone, T. 2, Columbus, B. 1, Caron, J. 1, Opp (3). Picked off - Carey, D. 1, Stokes, R. 1.

(Sorted by Earned run avg)

Player	era	w-l	app	gs	cg	sho	sv	ip	h	r	er	bb	so	2b	3b	hr	b/avg	wp	hp	bk	sfa	sha
Sears, Brett	2.39	4-0	9	8	0	0/0	1	49.0	33	15	13	10	47	6	0	5	.186	1	5	0	1	1
McConnaughey, Maso	2.87	4-2	9	5	0	0/0	0	37.2	34	15	12	10	43	7	0	2	.239	4	2	0	0	1
Christo, Drew	3.41	2-0	10	5	0	0/0	1	34.1	25	14	13	13	27	8	0	0	.195	5	5	0	0	2
Walsh, Will	5.87	3-3	10	7	1	0/0	0	38.1	51	28	25	6	21	12	1	7	.325	0	6	0	3	4

Cleavinger, Grant	0.00	0-0	5	0	0	0/0	0	2.2	0	0	0	0	3	0	0	0	.000	1	1	0	0	0
Frahm, Trey	0.00	0-0	2	0	0	0/0	0	1.1	0	0	0	2	2	0	0	0	.000	1	0	0	0	0
Daiss, Casey	2.63	0-1	12	0	0	0/0	4	13.2	14	5	4	5	10	4	0	0	.269	0	2	0	1	1
Sanders, Rans	2.70	0-1	10	0	0	0/0	1	6.2	5	2	2	2	4	0	0	1	.217	1	1	0	0	0
Perry, Kyle	3.86	1-0	13	0	0	0/0	2	11.2	10	5	5	2	10	2	0	1	.222	0	2	0	0	0
Timmerman, Tucker	4.00	2-0	8	0	0	0/0	1	9.0	8	4	4	5	9	1	0	1	.235	1	1	0	0	0
Borst, Evan	5.87	1-0	9	0	0	0/0	0	7.2	5	6	5	6	8	2	1	0	.185	3	3	0	0	0
Worthley, Jalen	5.94	2-0	11	0	0	0/0	0	16.2	20	11	11	6	17	3	0	3	.308	2	0	0	0	4
Brockett, Jackson	6.06	1-2	8	3	0	0/0	0	16.1	24	13	11	2	10	7	0	1	.353	1	2	0	1	1
Horn, Ty	6.08	1-1	8	2	0	0/0	1	13.1	22	16	9	4	13	4	1	2	.355	1	1	0	0	0
Froehlich, Kyle	7.88	0-1	8	0	0	0/0	0	8.0	10	7	7	1	8	1	0	3	.294	0	2	0	1	0
Clark, Caleb	10.70	0-0	10	2	0	0/0	1	17.2	24	22	21	11	15	7	2	2	.320	1	3	1	0	2
Olsen, Bobby	11.81	0-0	9	0	0	0/0	0	5.1	8	7	7	5	7	1	0	0	.333	2	4	0	0	0
Harrahill, Ryan	27.00	0-1	1	1	0	0/0	0	1.0	4	4	3	1	2	0	1	0	.500	0	0	0	0	0
Totals	4.71	21-12	33	33	1	0/0	12	290.1	297	174	152	91	256	65	6	28	.262	24	40	1	7	16
Opponents	5.55	12-21	33	33	0	0/0	7	297.0	319	214	183	139	304	61	3	36	.278	30	47	1	16	26

PB - Team (5), Caron, J. 4, Columbus, B. 1, Opp (14). Pickoffs - Team (3), Caron, J. 1, Walsh, W. 1, Sears, B. 1, Opp (2). SBA/ATT - Caron, J. (6-10), Columbus, B. (4-5), Cleavinger (2-2), Sears, B. (0-2), Worthley, J. (2-2), McConnaughey (1-2), Walsh, W. (1-2), Sanders, R. (1-2), Brockett, J. (0-1), Olsen, B. (1-1), Christo, D. (1-1), Harrahill, R (1-1).

AT BIG TEN TOURNAMENT: 5-1

Home: 0-0 | Away: 0-0 | Neutral: 5-1

Player	avg	gp-gs	ab	r	h	2b	3b	hr	rbi	tb	slg%	bb	hp	so	gdp	ob%	sf	sh	sb-att	po	a	e	fld%
Sanderson, Case	.500	3-3	14	1	7	0	0	0	4	7	.500	0	0	4	0	.500	0	0	0-1	3	0	0	1.000
Stokes, Rhett	.500	2-1	4	1	2	1	0	0	0	3	.750	0	0	0	0	.500	0	1	0-1	2	4	0	1.000
Jesske, Will	.500	2-0	2	1	1	0	0	0	0	1	.500	1	0	0	0	.667	0	0	0-0	0	0	0	.000
Brumbaugh, Cayden	.375	2-2	8	3	3	0	0	0	1	3	.375	2	0	3	0	.500	0	0	1-1	5	4	0	1.000
Overbeek, Joshua	.357	3-3	14	1	5	2	0	0	3	7	.500	0	0	5	0	.357	0	0	1-1	1	6	0	1.000
Silva, Riley	.333	3-3	9	3	3	0	0	0	0	3	.333	1	1	0	0	.455	0	0	1-1	8	0	0	1.000
Carey, Dylan	.308	3-3	13	3	4	1	0	1	3	8	.615	1	0	4	1	.357	0	0	0-0	5	5	0	1.000
Caron, Josh	.308	3-3	13	1	4	0	0	1	2	7	.538	1	1	3	0	.400	0	0	0-0	19	3	1	.957
Columbus, Ben	.300	3-3	10	0	3	0	0	0	2	3	.300	0	0	4	0	.273	1	0	0-0	17	2	0	1.000
Stone, Tyler	.250	2-2	4	2	1	0	0	0	1	1	.250	4	0	1	1	.556	1	0	0-0	6	0	0	1.000
Evans, Cole	.000	3-3	8	3	0	0	0	0	0	0	.000	4	1	1	1	.385	0	0	0-0	5	0	1	.833
Anglim, Garrett	.000	2-1	4	0	0	0	0	0	0	0	.000	1	1	2	0	.333	0	0	0-0	4	0	0	1.000
Bradford, Clay	.000	1-0	1	0	0	0	0	0	0	0	.000	0	0	0	0	.000	0	0	0-0	0	0	0	.000
Swansen, Gabe	.000	1-0	1	0	0	0	0	0	1	0	.000	0	0	0	0	.000	1	0	0-0	1	0	0	1.000
Totals	.314	3	105	19	33	4	0	2	17	43	.410	15	4	27	3	.409	3	1	3-5	78	28	3	.972
Opponents	.270	3	100	15	27	9	0	0	13	36	.360	8	3	19	2	.339	1	1	1-2	81	26	2	.982

LOB - Team (28), Opp (20). DPs turned - Team (2), Opp (5).

(All games vs Michigan State Sorted by Earned run avg)

Player	era	w-l	app	gs	cg	sho	sv	ip	h	r	er	bb	so	2b	3b	hr	b/avg	wp	hp	bk	sfa	sha
Clark, Caleb	0.00	0-0	1	0	0	0/0	1	2.1	1	0	0	1	1	1	0	0	.125	0	0	0	0	0
Worthley, Jalen	0.00	0-0	1	0	0	0/0	0	1.1	0	0	0	1	1	0	0	0	.000	1	0	0	0	0
Daiss, Casey	0.00	0-0	1	0	0	0/0	0	1.0	1	0	0	1	1	0	0	0	.250	0	0	0	0	0
Froehlich, Kyle	0.00	0-0	1	0	0	0/0	0	1.0	0	0	0	0	1	0	0	0	.000	0	0	0	0	0
Perry, Kyle	0.00	0-0	1	0	0	0/0	0	1.0	2	0	0	0	2	1	0	0	.400	0	0	0	0	0
Olsen, Bobby	0.00	0-0	1	0	0	0/0	0	0.2	1	0	0	0	0	0	0	0	.333	0	0	0	0	0
Frahm, Trey	0.00	0-0	1	0	0	0/0	0	0.2	0	0	0	1	1	0	0	0	.000	1	0	0	0	0
Cleavinger, Grant	0.00	0-0	1	0	0	0/0	0	0.1	0	0	0	0	1	0	0	0	.000	0	0	0	0	0
Sears, Brett	1.35	1-0	1	1	0	0/0	0	6.2	6	1	1	1	4	2	0	0	.273	0	0	0	1	1
McConnaughey, Maso	3.18	1-0	1	1	0	0/0	0	5.2	5	3	2	1	5	1	0	0	.238	0	0	0	0	0
Christo, Drew	9.00	0-0	1	0	0	0/0	0	2.0	2	2	2	0	0	1	0	0	.250	2	1	0	0	0
Brockett, Jackson	13.50	0-1	1	1	0	0/0	0	2.0	5	4	3	0	1	2	0	0	.455	0	1	0	0	0
Walsh, Will	18.00	0-0	1	0	0	0/0	0	1.0	3	2	2	1	1	0	0	0	.500	0	0	0	0	0
Borst, Evan	54.00	0-0	1	0	0	0/0	0	0.1	1	3	2	1	0	1	0	0	.500	1	1	0	0	0
Totals	4.15	2-1	3	3	0	0/0	1	26.0	27	15	12	8	19	9	0	0	.270	5	3	0	1	1
Opponents	6.33	1-2	3	3	0	0/0	1	27.0	33	19	19	15	27	4	0	2	.314	3	4	0	3	1

PB - Team (1), Caron, J. 1. SBA/ATT - Caron, J. (1-2), Sears, B. (0-1), Cleavinger (1-1).

LAST FIVE GAMES: 5-0

BIG: 0-0 | Home: 0-0 | Away: 0-0 | Neutral: 5-0

Player	avg	gp-gs	ab	r	h	2b	3b	hr	rbi	tb	slg%	bb	hp	so	gdp	ob%	sf	sh	sb-att	po	a	e	fld%
Swansen, Gabe	.545	5-5	22	5	12	3	0	3	10	24	1.091	1	0	4	0	.565	0	0	0-1	7	0	0	1.000
Stokes, Rhett	.467	5-4	15	3	7	3	0	0	2	10	.667	0	1	2	0	.500	0	1	0-1	2	12	0	1.000
Caron, Josh	.400	5-5	20	7	8	1	0	5	10	24	1.200	3	0	3	0	.478	0	0	1-1	47	0	0	1.000
Overbeek, Joshua	.316	5-5	19	4	6	4	0	0	5	10	.526	3	1	5	0	.435	0	0	0-1	1	11	1	.923
Columbus, Ben	.313	5-4	16	4	5	0	0	2	2	11	.688	4	0	4	0	.450	0	0	0-0	27	2	0	1.000
Sanderson, Case	.200	5-5	20	1	4	1	0	0	1	5	.250	0	2	4	0	.273	0	0	0-0	3	0	1	.750
Carey, Dylan	.143	5-5	21	2	3	2	0	0	0	5	.238	1	0	5	0	.182	0	0	0-0	7	9	1	.941
Silva, Riley	.077	5-5	13	6	1	0	0	0	1	1	.077	3	3	4	0	.368	0	1	0-0	18	0	1	.947

Bradford, Clay	1.000	1-0	1	0	1	1	0	0	0	2	2.000	0	0	0	0	1.000	0	0	0-0	0	0	0	.000
Anglim, Garrett	.200	3-1	5	0	1	0	0	0	1	1	.200	0	0	3	0	.200	0	0	0-0	3	0	0	1.000
Evans, Cole	.111	3-2	9	0	1	1	0	0	1	2	.222	0	0	1	0	.111	0	0	0-0	3	0	0	1.000
Stone, Tyler	.000	4-3	5	1	0	0	0	0	0	0	.000	2	0	4	0	.286	0	0	0-0	9	0	0	1.000
Brumbaugh, Cayden	.000	3-1	4	1	0	0	0	0	0	0	.000	0	0	2	1	.000	0	1	1-1	1	1	0	1.000
Walsh, Will	.000	1-0	2	0	0	0	0	0	0	0	.000	0	0	0	1	.000	0	0	0-0	3	2	0	1.000
Totals	.285	5	172	34	49	16	0	10	33	95	.552	17	7	41	2	.372	0	3	2-5	135	38	5	.972
Opponents	.175	5	166	14	29	8	1	1	11	42	.253	12	6	46	0	.254	1	0	1-1	129	40	4	.977

LOB - Team (36), Opp (36). DPs turned - Team (0), Opp (3). IBB - Team (2), Caron, J. 1, Columbus, B. 1.

(Sorted by Earned run avg)

Player	era	w-l	app	gs	cg	sho	sv	ip	h	r	er	bb	so	2b	3b	hr	b/avg	wp	hp	bk	sfa	sha
Christo, Drew	1.12	1-0	2	1	0	0/0	1	8.0	5	1	1	1	9	1	0	0	.167	1	1	0	0	0
Brockett, Jackson	1.12	1-0	1	1	0	0/0	0	8.0	4	1	1	1	5	1	0	0	.143	0	0	0	0	0
Sears, Brett	1.29	1-0	2	1	0	0/0	1	7.0	2	2	1	2	10	0	0	1	.083	0	1	0	0	0
Walsh, Will	2.00	1-0	1	1	1	0/0	0	9.0	6	2	2	1	5	3	1	0	.182	0	2	0	1	0
McConnaughey, Maso	3.00	1-0	1	1	0	0/0	0	6.0	5	3	2	3	11	2	0	0	.217	1	0	0	0	0

Perry, Kyle	0.00	0-0	1	0	0	0/0	0	1.0	0	0	0	1	0	0	0	0	.000	0	1	0	0	0
Sanders, Rans	0.00	0-0	1	0	0	0/0	0	0.2	0	0	0	0	0	0	0	0	.000	0	0	0	0	0
Froehlich, Kyle	4.50	0-0	1	0	0	0/0	0	2.0	3	1	1	0	2	0	0	0	.333	0	1	0	0	0
Worthley, Jalen	7.71	0-0	1	0	0	0/0	0	2.1	2	2	2	2	3	0	0	0	.222	0	0	0	0	0
Daiss, Casey	18.00	0-0	1	0	0	0/0	0	1.0	2	2	2	1	1	1	0	0	.400	0	0	0	0	0
Totals	2.40	5-0	5	5	1	0/0	2	45.0	29	14	12	12	46	8	1	1	.175	2	6	0	1	0
Opponents	6.70	0-5	5	5	0	0/0	0	43.0	49	34	32	17	41	16	0	10	.285	0	7	0	0	3

PB - Team (1), Caron, J. 1, Opp (1). SBA/ATT - McConnaughey (1-1), Caron, J. (1-1).

LAST 10 GAMES: 8-2

BIG: 3-1 | Home: 1-0 | Away: 2-1 | Neutral: 5-1

Player	avg	gp-gs	ab	r	h	2b	3b	hr	rbi	tb	slg%	bb	hp	so	gdp	ob%	sf	sh	sb-att	po	a	e	fld%
Swansen, Gabe	.481	8-7	27	5	13	4	0	3	11	26	.963	1	0	6	0	.483	1	0	0-1	9	0	0	1.000
Stokes, Rhett	.455	9-6	22	6	10	4	0	0	2	14	.636	1	1	2	0	.500	0	2	1-3	4	21	0	1.000
Caron, Josh	.385	10-10	39	10	15	1	0	7	14	37	.949	4	2	7	0	.467	0	0	1-1	80	6	1	.989
Sanderson, Case	.325	10-10	40	3	13	2	0	0	6	15	.375	0	3	11	0	.372	0	0	0-1	8	0	1	.889
Overbeek, Joshua	.275	10-10	40	5	11	6	0	0	8	17	.425	3	1	13	0	.341	0	0	1-2	2	18	1	.952
Columbus, Ben	.267	10-7	30	4	8	0	0	2	4	14	.467	4	0	9	0	.343	1	0	0-0	44	4	0	1.000
Carey, Dylan	.195	10-10	41	5	8	3	0	1	4	14	.341	2	0	10	1	.233	0	0	0-0	15	20	1	.972
Silva, Riley	.154	10-10	26	9	4	0	0	0	1	4	.154	5	4	6	0	.371	0	1	1-1	30	0	1	.968
Evans, Cole	.136	8-6	22	3	3	2	0	0	2	5	.227	4	1	3	1	.296	0	0	0-1	12	0	1	.923

Bradford, Clay	.500	2-0	2	0	1	1	0	0	0	2	1.000	0	0	0	0	.500	0	0	0-0	0	0	0	.000
Jesse, Will	.250	3-1	4	1	1	0	0	0	0	1	.250	1	0	1	0	.400	0	0	0-0	0	0	0	.000
Brumbaugh, Cayden	.214	6-4	14	5	3	0	0	0	1	3	.214	3	0	6	1	.353	0	1	2-2	8	7	0	1.000
Anglim, Garrett	.200	7-2	10	0	2	1	0	0	1	3	.300	1	1	5	0	.333	0	0	0-0	7	0	0	1.000
Stone, Tyler	.133	8-7	15	3	2	1	0	0	1	3	.200	7	0	7	1	.391	1	0	0-0	33	0	1	.971
Walsh, Will	.000	1-0	2	0	0	0	0	0	0	0	.000	0	0	0	1	.000	0	0	0-0	3	2	0	1.000
Totals	.281	10	334	59	94	25	0	13	55	158	.473	36	13	86	5	.370	3	4	6-12	261	84	9	.975
Opponents	.231	10	334	46	77	22	2	4	41	115	.344	28	12	80	3	.311	2	1	3-5	255	81	9	.974

LOB - Team (76), Opp (70). DPs turned - Team (3), Opp (9). IBB - Team (3), Stone, T. 1, Caron, J. 1, Columbus, B. 1. Picked off - Anglim, G. 1.

(Sorted by Earned run avg)

Player	era	w-l	app	gs	cg	sho	sv	ip	h	r	er	bb	so	2b	3b	hr	b/avg	wp	hp	bk	sfa	sha
Sears, Brett	1.32	2-0	3	2	0	0/0	1	13.2	8	3	2	3	14	2	0	1	.174	0	1	0	1	1
Christo, Drew	1.93	2-0	4	1	0	0/0	1	14.0	9	3	3	1	11	2	0	0	.170	3	2	0	0	0
McConnaughey, Maso	3.09	2-0	2	2	0	0/0	0	11.2	10	6	4	4	16	3	0	0	.227	1	0	0	0	0
Walsh, Will	3.60	1-0	2	1	1	0/0	0	10.0	9	4	4	2	6	3	1	0	.231	0	2	0	1	0
Brockett, Jackson	4.50	1-2	4	4	0	0/0	0	18.0	20	10	9	3	12	5	0	3	.278	1	2	0	0	0

Perry, Kyle	0.00	0-0	2	0	0	0/0	0	2.0	2	0	0	1	2	1	0	0	.250	0	1	0	0	0
Horn, Ty	0.00	0-0	1	0	0	0/0	0	2.0	0	0	0	0	4	0	0	0	.000	0	1	0	0	0
Timmerman, Tucker	0.00	0-0	1	0	0	0/0	0	1.0	0	0	0	2	2	0	0	0	.000	0	0	0	0	0
Frahm, Trey	0.00	0-0	1	0	0	0/0	0	0.2	0	0	0	1	1	0	0	0	.000	1	0	0	0	0
Sanders, Rans	0.00	0-0	1	0	0	0/0	0	0.2	0	0	0	0	0	0	0	0	.000	0	0	0	0	0
Cleavinger, Grant	0.00	0-0	1	0	0	0/0	0	0.1	0	0	0	0	1	0	0	0	.000	0	0	0	0	0
Froehlich, Kyle	3.00	0-0	2	0	0	0/0	0	3.0	3	1	1	0	3	0	0	0	.250	0	1	0	0	0
Worthley, Jalen	4.91	0-0	2	0	0	0/0	0	3.2	2	2	2	3	4	0	0	0	.154	1	0	0	0	0
Daiss, Casey	9.00	0-0	2	0	0	0/0	0	2.0	3	2	2	2	2	1	0	0	.333	0	0	0	0	0
Clark, Caleb	24.00	0-0	2	0	0	0/0	1	3.0	7	8	8	3	1	4	1	0	.438	0	0	0	0	0
Olsen, Bobby	36.00	0-0	2	0	0	0/0	0	1.0	3	4	4	2	1	0	0	0	.500	0	1	0	0	0
Borst, Evan	54.00	0-0	1	0	0	0/0	0	0.1	1	3	2	1	0	1	0	0	.500	1	1	0	0	0
Totals	4.24	8-2	10	10	1	0/0	3	87.0	77	46	41	28	80	22	2	4	.231	8	12	0	2	1
Opponents	5.72	2-8	10	10	0	0/0	1	85.0	94	59	54	36	86	25	0	13	.281	4	13	1	3	4

PB - Team (2), Caron, J. 2, Opp (1). Pickoffs - Team (0), Opp (1). SBA/ATT - Caron, J. (3-5), Olsen, B. (1-1), Sears, B. (0-1), McConnaughey (1-1), Cleavinger (1-1), Brockett, J. (0-1).

NEBRASKA GAME-BY-GAME HITTING

Date	Opponent	ab	r	h	rbi	2b	3b	hr	tb	bb	ibb	sb	cs	hbp	sac	sf	gdp	k	po	a	e	lob	avg
Feb 16	vs Baylor	30	4	5	4	2	0	1	10	5	0	1	1	1	1	0	1	14	27	8	1	6	.167
Feb 17	vs Texas Tech	32	3	10	2	0	0	0	10	4	0	1	1	1	2	0	1	7	27	5	0	9	.242
Feb 18	vs Oklahoma	34	6	7	4	1	0	0	8	4	0	3	0	0	1	0	0	13	26	8	2	6	.229
Feb 22	at Grand Canyon	33	7	9	6	2	2	1	18	4	0	3	1	4	0	1	1	13	27	12	0	8	.240
Feb 23	at Grand Canyon	42	11	17	10	2	0	2	25	3	0	1	1	1	1	0	1	11	27	9	2	9	.281
Feb 24	at Grand Canyon	32	5	11	5	1	0	1	15	4	0	0	0	1	2	2	2	11	24	12	2	9	.291
Feb 25	at Grand Canyon	35	10	9	5	1	0	0	10	5	0	2	0	2	2	0	0	7	27	6	1	7	.286
Feb 29	at Charleston	34	6	5	6	2	0	0	7	6	0	1	1	2	2	0	0	9	30	13	2	8	.268
Mar 02	at Charleston	35	5	13	5	1	0	0	14	4	0	1	1	0	1	1	2	5	27	6	2	9	.280
Mar 03	at Charleston	36	5	10	3	3	0	1	16	4	0	2	0	2	1	0	1	6	27	12	2	11	.280
Mar 08	SOUTH ALABAMA	34	3	9	3	3	0	0	12	3	0	0	0	2	0	0	1	5	27	9	0	9	.279
Mar 09	SOUTH ALABAMA	38	13	16	13	3	0	4	31	2	0	0	1	2	0	0	0	4	27	7	0	5	.292
Mar 10	SOUTH ALABAMA	35	12	15	12	5	0	1	23	9	0	1	0	0	0	0	2	4	27	12	5	8	.302
Mar 12	at Wichita State	40	8	11	7	2	0	1	16	6	0	3	0	1	1	1	0	14	27	10	0	14	.300
Mar 13	at Wichita State	32	3	5	3	3	0	2	14	2	0	0	0	1	0	0	0	10	24	7	2	5	.291
Mar 15	NICHOLLS	30	7	11	7	1	0	1	15	6	0	3	1	1	1	1	0	6	27	12	1	8	.295
Mar 16	NICHOLLS	33	16	11	16	1	0	2	18	9	0	2	0	7	1	0	1	4	27	8	0	10	.297
Mar 17	NICHOLLS	38	11	14	10	5	0	1	22	4	0	0	1	3	0	1	0	5	27	14	1	11	.302
Mar 19	OMAHA	34	11	9	10	3	0	1	15	9	0	4	1	3	0	0	0	11	27	13	2	11	.300
Mar 20	NDSU	29	3	7	2	1	0	0	8	5	0	2	2	2	1	0	0	5	27	8	0	10	.297
Mar 22	NEW MEXICO STA	38	14	15	14	2	0	2	23	5	0	6	1	0	0	0	0	6	27	6	0	5	.302
Mar 23	NEW MEXICO STA	27	2	6	2	1	0	0	7	2	0	1	0	3	1	0	1	8	27	12	2	7	.300
Mar 29	at Northwestern	31	5	8	5	0	0	1	11	5	1	2	1	2	1	1	0	3	27	11	2	8	.298
Mar 30	at Northwestern	36	9	11	9	0	0	2	17	3	1	1	2	1	0	1	0	5	27	9	1	5	.298
Mar 31	at Northwestern	37	8	8	7	3	0	0	11	7	0	0	0	2	2	1	0	6	30	6	0	11	.295
Apr 02	at Creighton	34	3	7	3	2	1	0	11	3	0	1	0	0	0	0	1	14	24	18	2	7	.291
Apr 05	OHIO STATE	30	3	7	2	0	0	0	7	4	0	4	0	1	0	0	1	11	27	9	0	8	.289
Apr 06	OHIO STATE	33	7	11	7	3	1	1	19	2	0	1	1	1	2	0	0	6	27	11	0	7	.291
Apr 07	OHIO STATE	36	3	9	3	2	0	1	14	3	0	1	0	1	0	0	1	8	27	10	1	10	.289
Apr 09	at Kansas	37	11	12	11	2	0	2	20	5	0	0	0	1	1	0	2	10	24	4	1	6	.291
Apr 12	at Rutgers	42	6	10	6	2	0	1	15	3	0	2	0	1	0	1	1	9	32	13	0	8	.289
Apr 13	at Rutgers	40	16	14	13	2	0	3	25	5	0	5	0	4	0	0	1	10	27	10	0	6	.291
Apr 14	at Rutgers	33	4	9	3	0	0	1	12	6	0	2	1	1	0	1	1	6	24	17	1	10	.290
Apr 16	CREIGHTON	31	4	6	4	2	0	1	11	5	0	0	1	0	0	1	0	5	27	7	0	6	.288
Apr 19	MARYLAND	35	6	13	5	3	0	2	22	4	0	2	0	0	1	0	2	11	27	6	2	10	.290
Apr 20	MARYLAND	32	2	7	2	1	0	1	11	5	0	0	0	0	0	1	1	7	27	10	0	9	.288
Apr 21	MARYLAND	32	16	16	14	3	1	1	24	6	0	5	0	1	1	1	0	6	21	5	0	7	.294
Apr 23	KANSAS	33	4	8	4	2	0	1	13	7	0	2	0	3	0	0	1	10	27	7	0	12	.292
Apr 26	IOWA	32	7	8	6	3	0	1	14	8	0	5	0	2	0	0	0	9	27	5	1	11	.291
Apr 27	IOWA	31	12	13	12	3	0	3	25	7	0	2	0	1	2	0	0	6	21	10	0	9	.294
Apr 28	IOWA	27	1	2	1	1	0	0	3	3	0	1	0	0	0	1	0	15	27	14	1	3	.290
Apr 30	at Creighton	36	5	9	5	2	0	2	17	5	0	0	0	1	0	0	0	12	24	7	1	10	.289
May 01	KANSAS STATE	31	8	12	7	3	1	1	20	3	0	3	2	3	2	1	0	5	27	11	1	8	.291
May 03	at Minnesota	40	10	14	8	1	0	1	18	7	0	1	1	1	1	1	0	10	27	8	1	13	.293
May 04	at Minnesota	35	7	12	6	2	0	1	17	2	0	2	0	4	2	1	1	8	27	13	0	10	.294
May 05	at Minnesota	31	2	7	2	3	0	0	10	2	0	0	1	1	1	1	0	11	24	7	0	7	.292
May 08	SDSU	35	6	12	6	1	1	1	18	8	0	2	0	2	1	1	1	11	27	6	1	14	.294
May 10	INDIANA	33	5	9	5	1	0	1	13	4	0	1	0	1	2	1	0	9	27	5	2	9	.293
May 11	INDIANA	36	5	7	5	2	0	3	18	5	1	3	0	1	0	0	0	14	30	7	0	8	.291
May 12	INDIANA	32	4	8	3	3	0	0	11	1	1	1	1	1	0	0	0	6	27	11	1	6	.290
May 16	at Michigan State	31	2	8	2	2	0	0	10	5	0	1	1	1	1	0	2	5	27	12	0	9	.290
May 17	at Michigan State	40	11	14	10	1	0	2	21	5	0	2	0	2	0	1	0	12	27	7	1	10	.291
May 18	at Michigan State	34	6	11	5	1	0	0	12	5	0	0	1	1	0	2	1	10	24	9	2	9	.292
May 21	vs Ohio State	25	2	4	2	2	0	1	9	3	0	0	0	1	0	0	0	12	21	7	0	6	.290
May 22	at Purdue	38	6	12	6	5	0	2	23	5	0	0	0	0	0	0	1	8	27	7	1	10	.290
May 24	vs Ohio State	32	12	13	12	4	0	2	23	5	1	0	2	3	1	0	1	4	27	5	1	5	.292
May 25	vs Indiana	35	4	7	4	2	0	2	15	1	0	0	0	2	0	0	0	11	27	8	1	7	.291
May 25	vs Indiana	34	10	11	9	4	0	3	24	6	1	1	1	2	2	0	0	11	27	6	1	10	.291
May 26	vs Penn State	33	2	6	2	1	0	1	10	0	0	1	0	0	0	0	0	7	27	12	1	4	.289
Totals		2004	399	580	365	119	7	66	911	268	6	91	29	88	41	25	33	501	1564	539	54	493	.289

NEBRASKA GAME-BY-GAME PITCHING

Date	Opponent	ip	h	r	er	bb	so	2b	3b	hr	wp	bk	hbp	dp	ibb	score	w-l	sv	era
Feb 16	vs Baylor	9.0	7	1	1	0	9	1	0	0	0	0	0	1	0	4-1	1-0	1	1.00
Feb 17	vs Texas Tech	9.0	11	6	6	3	9	2	0	0	1	0	0	0	0	3-6	1-1	1	3.50
Feb 18	vs Oklahoma	8.2	11	7	7	6	10	2	0	1	2	0	2	1	1	6-7	1-2	1	4.72
Feb 22	at Grand Canyon	9.0	8	2	2	3	5	2	0	0	0	0	1	2	0	7-2	2-2	1	4.04
Feb 23	at Grand Canyon	9.0	4	1	0	2	9	0	0	0	0	0	1	1	0	11-1	3-2	2	3.22
Feb 24	at Grand Canyon	8.0	11	7	4	1	5	1	1	2	0	0	1	0	0	5-7	3-3	2	3.42
Feb 25	at Grand Canyon	9.0	12	8	8	2	3	2	1	1	2	0	3	0	0	10-8	4-3	3	4.09
Feb 29	at Charleston	10.0	7	5	3	4	5	3	0	0	3	0	0	0	0	6-5	5-3	4	3.89
Mar 02	at Charleston	9.0	6	4	3	3	9	1	0	1	2	0	0	0	0	5-4	6-3	5	3.79
Mar 03	at Charleston	9.0	7	3	3	3	10	3	0	1	0	1	0	2	0	5-3	7-3	6	3.71
Mar 08	SOUTH ALABAMA	9.0	12	11	11	3	7	2	0	4	2	0	0	1	0	3-11	7-4	6	4.38
Mar 09	SOUTH ALABAMA	9.0	5	2	2	0	8	2	0	1	0	0	0	0	0	13-2	8-4	6	4.18
Mar 10	SOUTH ALABAMA	9.0	8	7	3	3	16	0	0	2	1	0	0	0	0	12-7	9-4	6	4.09
Mar 12	at Wichita State	9.0	11	6	6	1	7	1	0	1	0	0	3	2	0	8-6	10-4	7	4.23
Mar 13	at Wichita State	8.0	10	9	8	3	9	1	1	1	0	0	3	0	0	3-9	10-5	7	4.51
Mar 15	NICHOLLS	9.0	8	6	5	6	8	2	0	0	6	0	0	1	1	7-6	11-5	8	4.54
Mar 16	NICHOLLS	9.0	4	0	0	5	7	1	0	0	0	1	0	0	0	16-0	12-5	9	4.27
Mar 17	NICHOLLS	9.0	6	4	4	7	4	1	0	0	1	0	0	1	0	11-4	13-5	9	4.26
Mar 19	OMAHA	9.0	6	5	4	4	12	2	0	0	2	0	2	0	0	11-5	14-5	9	4.24
Mar 20	NDSU	9.0	6	1	1	0	13	0	1	0	1	0	1	0	0	3-1	15-5	10	4.08
Mar 22	NEW MEXICO STA	9.0	3	2	2	3	9	0	0	0	0	0	1	1	0	14-2	16-5	10	3.98
Mar 23	NEW MEXICO STA	9.0	7	1	0	5	10	3	0	0	0	0	2	0	0	2-1	17-5	11	3.80
*Mar 29	at Northwestern	9.0	8	2	2	3	4	1	0	1	0	0	3	1	0	5-2	18-5	12	3.72
*Mar 30	at Northwestern	9.0	7	5	4	3	5	3	0	0	0	0	2	0	0	9-5	19-5	12	3.73
*Mar 31	at Northwestern	10.0	8	7	7	0	13	1	0	3	0	0	0	0	0	8-7	20-5	12	3.85
Apr 02	at Creighton	8.0	11	5	4	4	7	1	0	1	1	0	1	1	1	3-5	20-6	12	3.87
*Apr 05	OHIO STATE	9.0	2	0	0	0	10	0	0	0	0	0	0	1	0	3-0	21-6	12	3.72
*Apr 06	OHIO STATE	9.0	6	3	3	3	9	0	0	1	0	0	1	2	0	7-3	22-6	13	3.70
*Apr 07	OHIO STATE	9.0	9	9	9	4	11	1	1	2	3	0	1	0	0	3-9	22-7	13	3.88
Apr 09	at Kansas	8.0	14	13	12	3	7	2	0	2	1	0	3	1	0	11-13	22-8	13	4.17
*Apr 12	at Rutgers	10.2	15	7	7	5	6	3	0	0	1	0	1	0	1	6-7	22-9	13	4.24
*Apr 13	at Rutgers	9.0	9	1	1	0	13	0	0	0	0	0	1	1	0	16-1	23-9	13	4.13
*Apr 14	at Rutgers	8.0	11	6	6	6	1	1	0	2	1	0	2	1	0	4-6	23-10	13	4.21
Apr 16	CREIGHTON	9.0	9	6	6	4	8	0	0	3	2	0	2	0	0	4-6	23-11	13	4.26
*Apr 19	MARYLAND	9.0	7	3	3	2	11	1	0	1	0	0	0	1	0	6-3	24-11	14	4.22
*Apr 20	MARYLAND	9.0	12	11	11	3	6	1	0	3	1	0	1	1	0	2-11	24-12	14	4.41
*Apr 21	MARYLAND	7.0	6	4	4	0	10	0	0	1	1	0	1	0	0	16-4	25-12	14	4.43
Apr 23	KANSAS	9.0	11	9	9	5	12	2	0	3	1	0	2	1	0	4-9	25-13	14	4.55
*Apr 26	IOWA	9.0	9	4	3	1	8	1	1	0	0	0	2	0	0	7-4	26-13	15	4.51
*Apr 27	IOWA	7.0	7	2	2	3	5	1	0	1	0	0	0	2	0	12-2	27-13	15	4.47
*Apr 28	IOWA	9.0	8	4	4	5	8	3	0	2	1	0	0	1	1	1-4	27-14	15	4.46
Apr 30	at Creighton	8.0	13	9	4	2	12	3	1	3	0	0	0	0	0	5-9	27-15	15	4.46
May 01	KANSAS STATE	9.0	0	0	0	2	12	0	0	0	0	0	0	1	0	8-0	28-15	15	4.35
*May 03	at Minnesota	9.0	11	7	6	2	10	3	0	3	0	0	1	0	0	10-7	29-15	16	4.39
*May 04	at Minnesota	9.0	9	3	3	5	7	4	0	1	2	0	0	1	0	7-3	30-15	16	4.36
*May 05	at Minnesota	8.0	5	6	6	1	6	2	0	2	1	0	1	0	0	2-6	30-16	16	4.41
May 08	SDSU	9.0	14	10	9	2	15	2	0	2	0	0	0	0	0	6-10	30-17	16	4.51
*May 10	INDIANA	9.0	11	10	4	3	7	3	0	2	1	0	2	0	1	5-10	30-18	16	4.50
*May 11	INDIANA	10.0	6	2	2	4	12	1	0	1	1	0	2	0	0	5-2	31-18	16	4.43
*May 12	INDIANA	9.0	6	2	2	2	5	0	0	2	1	0	1	0	0	4-2	32-18	16	4.38
*May 16	at Michigan State	9.0	7	1	1	2	5	3	0	0	0	0	0	1	0	2-1	33-18	17	4.32
*May 17	at Michigan State	9.0	6	3	2	3	8	1	0	0	1	0	0	1	0	11-3	34-18	17	4.27
*May 18	at Michigan State	8.0	14	11	9	3	6	5	0	0	4	0	3	0	0	6-11	34-19	17	4.37
May 21	vs Ohio State	7.0	15	15	15	6	10	5	1	1	0	0	2	1	0	2-15	34-20	17	4.59
May 22	at Purdue	9.0	2	2	1	2	13	0	0	1	0	0	2	0	0	6-2	35-20	18	4.52
May 24	vs Ohio State	9.0	7	5	4	5	14	2	0	0	1	0	0	0	0	12-5	36-20	18	4.52
May 25	vs Indiana	9.0	6	2	2	1	5	3	1	0	0	0	2	0	0	4-2	37-20	18	4.47
May 25	vs Indiana	9.0	10	4	4	3	8	2	0	0	1	0	2	0	0	10-4	38-20	18	4.46
May 26	vs Penn State	9.0	4	1	1	1	6	1	0	0	0	0	0	0	0	2-1	39-20	19	4.40
Totals		521.1	485	292	255	170	499	94	9	59	49	2	61	32	6	399-292	39-20	19	4.40

TEAM BATTING

Category	Number	Game
At-Bats	42	at Grand Canyon, 2/23/24
	42	at Rutgers, 4/12/24
Runs Scored	16	vs. Nicholls, 3/16/24
	16	at Rutgers, 4/13/24
	16	vs. Maryland, 4/21/24
Hits	17	at Grand Canyon, 2/23/24
Runs Batted In	16	vs. Nicholls, 3/16/24
Doubles	5	vs. South Alabama, 3/10/24
	5	vs. Nicholls, 3/17/24
	5	vs. Purdue, 5/22/24
Triples	2	at Grand Canyon, 2/22/24
Home Runs	4	vs. South Alabama, 3/9/24
Total Bases	31	vs. South Alabama, 3/9/24
Walks	9	vs. South Alabama, 3/10/24
	9	vs. Nicholls, 3/16/24
	9	vs. Omaha, 3/19/24
Strikeouts	15	vs. Iowa, 4/28/24
Sacrifice Hits	2	11 Times
Stolen Bases	6	vs. New Mexico State, 3/22/24
Hit by Pitch	7	vs. Nicholls, 3/16/24

TEAM FIELDING

Category	Number	Game
Putouts	32	at Rutgers, 4/12/24
Assists	18	at Creighton, 4/2/24
Errors	5	vs. South Alabama, 3/10/24
Passed Balls	1	Eight Times
Double Plays Turned	2	Five Times

TEAM PITCHING

Category	Number	Game
Innings Pitched	10.2	at Rutgers, 4/12/24
Runs Allowed	15	vs. Ohio State, 5/21/24
Earned Runs	15	vs. Ohio State, 5/21/24
Walks Allowed	7	vs. Nicholls, 3/17/24
Strikeouts	16	vs. South Alabama, 3/10/24
Hits Allowed	15	at Rutgers, 4/12/24
	15	vs. Ohio State, 5/21/24
Doubles Allowed	5	at Michigan State, 5/18/24
	5	vs. Ohio State, 5/21/24
Triples Allowed	1	Nine Times
Home Runs Allowed	4	vs. South Alabama, 3/8/24
Wild Pitches	6	vs. Nicholls, 3/15/24
Hit Batters	3	Six Times

INDIVIDUAL BATTING

Category	Number	Game
At-Bats	6	Six Times
Runs Scored	3	19 Times
Hits	4	Four Times
Runs Batted In	6	G. Swansen vs. Ohio State, 5/24/24
Doubles	2	10 Times
Triples	1	Seven Times
Home Runs	2	J. Caron at Grand Canyon, 2/23/24
	2	J. Caron vs. Indiana, 5/25/24
Total Bases	8	Four Times
Walks	4	C. Brumbaugh vs. Nicholls, 3/15/24
	4	J. Caron vs. Indiana, 5/11/24
Strikeouts	4	R. Stokes at Wichita State, 3/12/24
	4	J. Caron vs. Kansas, 4/23/24
Sacrifice Hits	2	R. Silva at Northwestern, 3/31/24
Stolen Bases	2	10 Times
Hit by Pitch	3	R. Silva at Grand Canyon, 2/22/24

INDIVIDUAL FIELDING

Category	Number	Game
Putouts	15	B. Columbus vs. SDSU, 5/8/24
Assists	7	R. Stokes at Northwestern, 3/29/24
Errors	2	R. Stokes vs. South Alabama, 3/10/24
	2	D. Carey vs. South Alabama, 3/10/24
Passed Balls	1	Eight Times

INDIVIDUAL PITCHING

Category	Number	Game
Innings Pitched	9.0	B. Sears vs. Ohio State, 4/5/24
	9.0	J. Brockett vs. Kansas State, 5/1/24
	9.0	W. Walsh vs. Indiana, 5/25/24
Runs Allowed	8	C. Clark vs. Ohio State, 5/21/24
Earned Runs	8	C. Clark vs. Ohio State, 5/21/24
Walks Allowed	5	B. Sears vs. Nicholls, 3/16/24
Strikeouts	12	J. Brockett vs. Kansas State, 5/1/24
Hits Allowed	8	B. Sears vs. Iowa, 4/26/24
Doubles Allowed	3	Four Times
Triples Allowed	1	Nine Times
Home Runs Allowed	3	D. Christo vs. South Alabama, 3/8/24
Wild Pitches	3	D. Christo vs. Nicholls, 3/15/24
Hit Batters	2	Eight Times

HITTING BY SERIES

TEAM	W-L	AVG	R	H	2B	3B	HR	RBI	BB	SO	SB-ATT	W/RISP	2OUT
Baylor	1-0	.167	4	5	2	0	1	4	5	14	1-2	.375	.250
Texas Tech	0-1	.313	3	10	0	0	0	2	4	7	1-2	.083	.364
Oklahoma	0-1	.206	6	7	1	0	0	4	4	13	3-3	.167	.231
Grand Canyon	3-1	.324	33	46	6	2	4	26	16	42	6-8	.273	.353
Charleston	3-0	.267	16	28	6	0	1	14	14	20	4-6	.294	.242
South Alabama	2-1	.374	28	40	11	0	5	28	14	13	1-2	.417	.474
Wichita State	1-1	.222	11	16	5	0	3	10	8	24	3-3	.107	.250
Nicholls	3-0	.356	34	36	7	0	4	33	19	15	5-7	.302	.214
Omaha	1-0	.265	11	9	3	0	1	10	9	11	4-5	.429	.200
North Dakota State	1-0	.241	3	7	1	0	0	2	5	5	2-4	.182	.125
New Mexico State	2-0	.323	16	21	3	0	2	16	7	14	7-8	.524	.273
Northwestern	3-0	.260	22	27	3	0	3	21	15	14	3-6	.367	.257
Creighton	0-2	.200	7	13	4	1	1	7	8	19	1-2	.176	.261
Ohio State	2-1	.273	13	27	5	1	2	12	9	25	6-7	.206	.229
Kansas	0-2	.286	15	20	4	0	3	15	12	20	2-2	.450	.393
Rutgers	1-2	.287	26	33	4	0	5	22	14	25	9-10	.286	.325
Maryland	2-1	.364	24	36	7	1	4	21	15	24	7-7	.267	.355
Iowa	2-1	.256	20	23	7	0	4	19	18	30	8-8	.250	.214
Kansas State	1-0	.387	8	12	3	1	1	7	3	5	3-5	.300	.300
Minnesota	2-1	.311	19	33	6	0	2	16	11	29	3-5	.242	.325
South Dakota State	0-1	.343	6	12	1	1	1	6	8	11	2-2	.071	.357
Indiana	2-1	.238	14	24	6	0	4	13	10	29	5-6	.188	.303
Michigan State	2-1	.314	19	33	4	0	2	17	15	27	3-5	.389	.250
Big Ten Tournament	5-1	.269	36	53	18	0	11	35	20	53	2-5	.254	.266

SITUATIONAL HITTING

Player	Overall AB/AVG	vs. Left AB/AVG	vs. Right AB/AVG	W/ Bases Empty	W/ Runners On Base	W/ Bases Loaded	With 2 Outs	Runners In Score Pos.	Reached Leadoff
Stokes, Rhett	139/.353	43/.279	96/.385	80/.350	59/.356	3/.333	41/.341	38/.342	35/.343
Sanderson, Case	141/.340	43/.349	98/.337	70/.314	71/.366	3/.333	45/.400	43/.302	40/.475
Caron, Josh	228/.320	83/.337	145/.310	95/.305	133/.331	12/.333	87/.345	84/.369	43/.419
Brumbaugh, Cayden	136/.309	55/.345	81/.284	75/.307	61/.311	5/.000	39/.282	42/.333	60/.367
Columbus, Ben	114/.307	31/.355	83/.289	58/.328	56/.286	4/.250	43/.372	41/.244	27/.407
Swansen, Gabe	85/.306	28/.214	57/.351	45/.333	40/.275	2/.500	29/.345	23/.304	21/.333
Stone, Tyler	158/.297	51/.235	107/.327	60/.217	98/.347	4/.250	52/.308	57/.263	36/.389
Overbeek, Joshua	171/.281	53/.245	118/.297	84/.286	87/.276	6/.333	51/.294	65/.215	59/.390
Silva, Riley	192/.266	64/.297	128/.250	102/.245	90/.289	8/.125	47/.191	54/.278	58/.362
Anglim, Garrett	112/.259	32/.313	80/.238	45/.244	67/.269	6/.333	50/.140	46/.261	20/.500
Evans, Cole	180/.256	52/.250	128/.258	81/.259	99/.253	3/.333	72/.292	74/.270	41/.439
Carey, Dylan	223/.251	68/.279	155/.239	108/.231	115/.270	5/.400	73/.274	65/.246	52/.365
Jesske, Will	25/.280	20/.300	5/.200	11/.182	14/.357	0/---	8/.250	9/.333	6/.167
Hufft, Dylan	18/.278	2/.000	16/.313	8/.250	10/.300	1/.000	9/.333	7/.286	6/.500
Walsh, Will	34/.235	22/.182	12/.333	14/.214	20/.250	1/.000	15/.133	14/.286	7/.286
Bradford, Clay	39/.231	7/.000	32/.281	21/.238	18/.222	2/.000	8/.250	12/.083	12/.417
Buetttenback, Max	6/.167	0/---	6/.167	4/.250	2/.000	0/---	4/.250	2/.000	1/.000
Hughes, Bryce	2/.000	1/.000	1/.000	1/.000	1/.000	0/---	0/---	1/.000	1/.000
Lewis, Hayden	1/.000	1/.000	0/---	1/.000	0/---	0/---	1/.000	0/---	0/---

MULTIPLE HIT GAMES

Player	2	3	4	5+	Total
Caron, Josh	20	4	-	-	24
Carey, Dylan	13	3	-	-	16
Sanderson, Case	10	5	-	-	15
Silva, Riley	11	3	-	-	14
Stokes, Rhett	5	9	-	-	14
Brumbaugh, Cayden	11	3	-	-	14
Overbeek, Joshua	10	1	1	-	12
Columbus, Ben	8	2	-	-	10
Stone, Tyler	6	4	-	-	10
Evans, Cole	8	1	1	-	10
Swansen, Gabe	5	-	2	-	7
Anglim, Garrett	3	2	-	-	5
Jesske, Will	2	-	-	-	2
Walsh, Will	1	1	-	-	2
Hufft, Dylan	2	-	-	-	2
Bradford, Clay	1	-	-	-	1
TEAM	116	38	4	0	158

MULTIPLE RBI GAMES

Player	2	3	4	5+	Total
Caron, Josh	7	5	2	2	16
Evans, Cole	7	2	-	1	10
Stone, Tyler	6	2	-	-	8
Anglim, Garrett	5	-	-	1	6
Overbeek, Joshua	4	1	1	-	6
Carey, Dylan	4	2	-	-	6
Columbus, Ben	4	1	-	1	6
Brumbaugh, Cayden	4	2	-	-	6
Stokes, Rhett	4	1	-	-	5
Swansen, Gabe	2	1	-	1	4
Sanderson, Case	3	1	-	-	4
Silva, Riley	3	1	-	-	4
Walsh, Will	1	2	-	1	4
Bradford, Clay	-	1	-	-	1
Jesske, Will	1	-	-	-	1
TEAM	55	22	3	7	87

HITTING STREAKS

Player	Season Long	Current
Caron, Josh	14	8
Overbeek, Joshua	9	3
Brumbaugh, Cayden	8	-
Columbus, Ben	8	5
Stone, Tyler	8	-
Evans, Cole	6	-
Sanderson, Case	6	1
Carey, Dylan	5	-
Silva, Riley	5	-
Stokes, Rhett	4	-
Anglim, Garrett	4	-
Bradford, Clay	4	1
Swansen, Gabe	3	2
Walsh, Will	3	-
Hufft, Dylan	2	-
Jesske, Will	2	-

REACHED BASE STREAKS

Player	Season Long	Current
Brumbaugh, Cayden	20	-
Sanderson, Case	20	2
Evans, Cole	16	-
Caron, Josh	16	12
Silva, Riley	15	-
Stone, Tyler	11	1
Overbeek, Joshua	9	5
Columbus, Ben	8	5
Carey, Dylan	7	-
Hufft, Dylan	6	-
Bradford, Clay	6	1
Anglim, Garrett	5	-
Stokes, Rhett	5	-
Swansen, Gabe	4	2
Walsh, Will	4	-
Buetttenback, Max	2	-
Jesske, Will	2	-

PLAYER	TOTAL	VS.	VS.	HOME	R/N	RUNNERS ON				OUTS			TIED	GO-AHEAD
		LHP	RHP			0	1	2	3	0	1	2	GAME	
Anglim	2	0	2	1	1	1	0	1	0	1	1	0	0	0
Bradford	3	0	3	1	2	2	0	1	0	2	0	1	0	0
Buettenback	1	0	1	0	1	1	0	0	0	0	0	1	0	0
Carey	7	2	5	3	4	4	3	0	0	3	2	2	1	2
Caron	16	5	11	5	11	6	5	4	1	3	7	6	2	6
Columbus	7	3	4	3	4	4	2	1	0	1	2	4	2	0
C. Evans	5	1	4	3	2	2	1	1	1	0	3	2	0	2
Overbeek	5	1	4	4	1	4	0	1	0	2	1	2	1	2
Sanderson	2	0	2	1	1	0	2	0	0	0	1	1	0	0
Stokes	1	0	1	0	1	1	0	0	0	0	1	0	0	0
Stone	8	3	5	5	3	4	3	1	0	2	4	2	2	2
Swansen	4	1	3	1	3	1	1	2	0	2	1	1	0	1
Walsh	5	4	1	3	2	1	1	2	1	1	2	2	1	1

Pinch-Hit
Grand Slam
Multi-Homer Game
Back-To-Back
Led off the Game
Inside-The-Park
Walk-Off

Last: Max Buettenback at Wichita State (March 13, 2024)
Last: Cole Evans at Kansas (April 9, 2024)
Last: Josh Caron (2) vs. Indiana (May 25, 2024)
Last: Ben Columbus/Dylan Carey at Rutgers (April 13, 2024)
Last: Brice Matthews at Creighton (May 9, 2023)
Last: Max Buettenback at Wichita State (March 13, 2024)
Last: Cole Evans vs. Indiana (May 11, 2024)

Season Total: 2
Season Total: 3
Season Total: 2
Season Total: 1
Season Total: 0
Season Total: 1
Season Total: 1

HR BY POSITION

C	1B	2B	3B	SS	LF	CF	RF	DH	P
18	16	1	5	7	9	1	5	4	0

HR BY INNING

1	2	3	4	5	6	7	8	9	10+
7	4	10	11	9	3	7	9	5	1

HR BY BATTING ORDER

1	2	3	4	5	6	7	8	9
3	0	11	14	8	13	8	7	2

CAREER HOME RUN BREAKDOWN

PLAYER	1R	2R	3R	GS	TOTAL
Swansen	7	9	7	-	23
Caron	10	7	5	1	23
Anglim	8	2	1	-	11
Carey	7	3	1	-	11
C. Evans	4	2	2	1	9
Stone*	4	4	1	-	9
Walsh	1	3	2	1	7
Overbeek^	5	-	1	-	6
Columbus	4	2	1	-	7
Bradford	2	-	1	-	3
Sanderson	-	2	-	-	2
Buettenback	1	-	-	-	1
Stokes	1	-	-	-	1

* - Includes solo HR with Gonzaga in 2021.
^ - Includes solo HR with Pitt in 2022.

HOME RUN TRACKER

#	PLAYER	OPPONENT (DATE)
1	Anglim (1)	vs. Baylor (2/16)
2	Stone (1)	at Grand Canyon (2/22)
3	Caron (1)	at Grand Canyon (2/23)
4	Caron (2)	at Grand Canyon (2/23)
5	Caron (3)	at Grand Canyon (2/24)
6	Stone (2)	at Charleston (3/3)
7	Caron (4)	South Alabama (3/9)
8	Stone (3)	South Alabama (3/9)
9	C. Evans (1)	South Alabama (3/9)
10	Bradford (1)	South Alabama (3/9)
11	Carey (1)	South Alabama (3/10)
12	Stone (4)	at Wichita State (3/12)
13	Bradford (2)	at Wichita State (3/13)
14	Buettenback (1)	at Wichita State (3/13)
15	Caron (5)	Nicholls (3/15)
16	Walsh (1)	Nicholls (3/16)
17	Swansen (1)	Nicholls (3/16)
18	Walsh (2)	Nicholls (3/17)
19	Walsh (3)	Omaha (3/19)
20	Overbeek (1)	New Mexico State (3/22)
21	Anglim (2)	New Mexico State (3/22)
22	Walsh (4)	at Northwestern (3/29)
23	C. Evans (2)	at Northwestern (3/30)
24	Caron (6)	at Northwestern (3/30)
25	Carey (2)	Ohio State (4/6)
26	Sanderson (1)	Ohio State (4/7)
27	Columbus (1)	at Kansas (4/9)
28	C. Evans (3)	at Kansas (4/9)
29	Walsh (5)	at Rutgers (4/12)
30	Sanderson (2)	at Rutgers (4/13)
31	Columbus (2)	at Rutgers (4/13)
32	Carey (3)	at Rutgers (4/13)
33	Carey (4)	at Rutgers (4/14)
34	Caron (7)	Creighton (4/16)
35	Overbeek (2)	Maryland (4/19)
36	Columbus (3)	Maryland (4/19)
37	Columbus (4)	Maryland (4/20)
38	Stone (5)	Maryland (4/21)
39	Stone (6)	Kansas (4/23)
40	Stone (7)	Iowa (4/26)
41	Caron (8)	Iowa (4/27)
42	C. Evans (4)	Iowa (4/27)
43	Overbeek (3)	Iowa (4/28)
44	Bradford (3)	at Creighton (4/30)
45	Stokes (1)	at Creighton (4/30)
46	Columbus (5)	Kansas State (5/1)
47	Carey (5)	at Minnesota (5/3)
48	Overbeek (4)	at Minnesota (5/4)
49	Overbeek (5)	South Dakota St. (5/8)
50	Caron (9)	Indiana (5/10)
51	Stone (8)	Indiana (5/11)
52	Carey (6)	Indiana (5/11)
53	C. Evans (5)	Indiana (5/11)
54	Caron (10)	at Michigan State (5/17)
55	Carey (7)	at Michigan State (5/17)
56	Caron (11)	vs. Ohio State (5/21)
57	Swansen (2)	vs. Purdue (5/22)
58	Caron (12)	vs. Purdue (5/22)
59	Swansen (3)	vs. Ohio State (5/24)
60	Columbus (6)	vs. Ohio State (5/24)
61	Caron (13)	vs. Indiana (5/25)
62	Caron (14)	vs. Indiana (5/25)
63	Caron (15)	vs. Indiana (5/25)
64	Swansen (4)	vs. Indiana (5/25)
65	Columbus (7)	vs. Indiana (5/25)
66	Caron (16)	vs. Penn State (5/26)

WHERE NEBRASKA RANKS

Through May 27

Category	Value	B1G	NCAA
Walks	268	8th	114th
Batting Average	.289	7th	94th
Double Plays	32	12th	196th
Double Plays/Game	0.54	12th	240th
Doubles	119	3rd	44th
Doubles/Game	2.02	7th	73rd
Earned Run Average	4.40	1st	23rd
Fielding Pct.	.975	7th	68th
Hit Batters	61	10th	220th
Hit By Pitch	88	5th	67th
Hits	580	2nd	53rd
Home Runs	66	8th	126th
Home Runs/Game	1.12	8th	144th
On-Base Pct.	.392	8th	108th
Runs	399	7th	111th
Sac Bunts	41	2nd	24th
Scoring	6.8	9th	153rd
Slugging Pct.	.455	7th	125th
Stolen Bases	91	1st	39th
Triples	7	9th	217th
Triples/Game	0.12	11th	242nd
WHIP	1.26	1st	7th

ACTIVE CAREER LEADERS

Games Played.....	Josh Caron - 131
Games Started.....	Josh Caron - 126
At-Bats.....	Josh Caron - 486
Runs.....	Josh Caron - 88
Hits.....	Josh Caron - 133
Doubles.....	Josh Caron - 29
Triples.....	Garrett Anglim - 5
Home Runs.....	Gabe Swansen/Josh Caron - 23
Runs Batted In.....	Josh Caron - 101
Walks.....	Josh Caron - 53
Times Hit By Pitch.....	Anglim/Caron/Silva - 26
Stolen Bases.....	Riley Silva - 31
Pitching Appearances.....	Kyle Perry - 67
Wins.....	Brett Sears - 12
Games Started.....	Brett Sears - 25
Complete Games.....	Brett Sears/Will Walsh - 2
Shutouts.....	Brett Sears - 2
Saves.....	Kyle Froehlich - 7
Innings Pitched.....	Bobby Olsen - 119.2
Strikeouts.....	Brett Sears - 151

GAMES STARTED (POSITION PLAYERS)

Player	'20	'21	'22	'23	'24	Total
Caron	-	-	22	48	56	126
Carey	-	-	-	53	58	111
Anglim	-	-	45	28	27	100
C. Evans	1	-	-	40	48	89
Swansen	-	-	9	49	22	80
Columbus	-	-	-	34	31	65
Silva	-	-	-	-	58	58
Stone	-	-	11	-	42	53
Overbeek	-	-	6	-	46	52
Stokes	-	-	-	-	40	40
Sanderson	-	-	-	-	40	40
Brumbaugh	-	-	2	-	35	37
Walsh	-	-	-	9	9	18
Bradford	-	-	-	-	9	9
Hufft	-	-	-	-	5	5
Jesske	-	-	-	-	4	4
Buettenback	-	-	-	-	1	1

GAME-WINNING PLAYS

Date	Opponent	Play	Inn.	Final
2/16	vs. Baylor	Carey RBI Double	8th	4-1
2/22	at Grand Canyon	Stone 2-Run HR	4th	7-2
2/23	at Grand Canyon	Caron 2-Run HR	1st	11-1
2/25	at Grand Canyon	Stone on Passed Ball	8th	10-8
2/29	at Charleston	C. Evans RBI Fielder's Choice	10th	6-5
3/2	at Charleston	Stone Sacrifice Fly	9th	5-4
3/3	at Charleston	Silva Single & Error	9th	5-3
3/9	South Alabama	Caron 2-Run HR	3rd	13-2
3/10	South Alabama	C. Evans 2-RBI Double	6th	12-7
3/12	at Wichita State	Columbus Walk	4th	8-6
3/15	Nicholls	Caron 2-RBI Single	7th	7-6
3/16	Nicholls	Anglim Hit by Pitch	1st	16-0
3/17	Nicholls	Stokes RBI Double	6th	11-4
3/19	Omaha	Walsh Solo HR	5th	11-5
3/20	North Dakota State	Anglim RBI Single	3rd	3-1
3/22	New Mexico State	Brumbaugh 2-RBI Single	3rd	14-2
3/23	New Mexico State	Sanderson RBI Single	7th	2-1
3/29	at Northwestern	C. Evans Sacrifice Fly	7th	5-2
3/30	at Northwestern	Caron Grand Slam	2nd	9-5
3/31	at Northwestern	C. Evans Sacrifice Fly	10th	8-7
4/5	Ohio State	Caron Ground into Double Play	1st	3-0
4/6	Ohio State	Silva RBI Double	5th	7-3
4/13	at Rutgers	C. Evans 2-RBI Single	3rd	16-1
4/19	Maryland	Brumbaugh 2-RBI Double	4th	6-3
4/21	Maryland	Silva RBI Single	2nd	16-4
4/26	Iowa	C. Evans RBI Double	7th	7-4
4/27	Iowa	Stokes 2-RBI Single	4th	12-2 (7)
5/1	Kansas State	Silva Wild Pitch	1st	8-0
5/3	at Minnesota	Carey 2-Run HR	7th	10-7
5/4	at Minnesota	Overbeek 3-Run HR	8th	7-3
5/11	Indiana	C. Evans 3-Run HR	10th	5-2 (10)
5/12	Indiana	C. Evans RBI Double	6th	4-2
5/16	at Michigan State	Columbus RBI Single	4th	2-1
5/17	at Michigan State	Silva Wild Pitch	2nd	11-3
5/22	vs. Purdue	Overbeek RBI Double	2nd	6-2
5/24	vs. Ohio State	Columbus Solo HR	5th	12-5
5/25	vs. Indiana	Caron 3-Run HR	3rd	4-2
5/25	vs. Indiana	Swansen 2-Run HR	5th	10-4
5/26	vs. Penn State	Swansen RBI Double	9th	2-1

BIG INNINGS (FOUR OR MORE RUNS)

Date	Opponent	Inn.	Batters	R	H	E	Result
2/25	at Grand Canyon	3rd	10	6	4	2	W, 10-8
2/29	at Charleston	9th	9	4	2	1	W, 6-5 (10)
3/10	South Alabama	5th	8	4	4	0	W, 12-7
3/10	South Alabama	6th	10	6	6	0	W, 12-7
3/12	at Wichita State	3rd	8	4	5	0	W, 8-6
3/16	Nicholls	1st	8	5	1	0	W, 16-0
3/16	Nicholls	3rd	10	5	5	1	W, 16-0
3/16	Nicholls	5th	8	4	2	1	W, 16-0
3/17	Nicholls	4th	7	4	4	2	W, 11-4
3/17	Nicholls	6th	10	5	5	0	W, 11-4
3/22	New Mexico State	3rd	9	5	5	0	W, 14-2
3/22	New Mexico State	8th	8	5	3	0	W, 14-2
3/30	at Northwestern	2nd	10	7	5	0	W, 9-5
3/31	at Northwestern	4th	10	5	1	2	W, 8-7 (10)
4/6	Ohio State	5th	11	6	7	1	W, 7-3
4/9	at Kansas	3rd	7	4	4	0	L, 13-11
4/9	at Kansas	6th	8	5	2	1	L, 13-11
4/13	at Rutgers	3rd	8	5	3	1	W, 16-1
4/13	at Rutgers	8th	8	5	4	0	W, 16-1
4/19	Maryland	4th	9	4	4	0	W, 6-3
4/21	Maryland	4th	10	5	7	2	W, 16-4
4/21	Maryland	6th	10	5	2	1	W, 16-4
4/27	Iowa	5th	8	4	3	0	W, 12-2 (7)
5/1	Kansas State	5th	7	4	3	0	W, 8-0
5/3	at Minnesota	5th	10	4	3	3	W, 10-7
5/4	at Minnesota	8th	8	4	2	0	W, 7-3
5/17	at Michigan State	8th	9	4	3	0	W, 11-3
5/18	at Michigan State	6th	7	4	4	0	L, 11-6
5/22	vs. Purdue	2nd	9	4	4	0	W, 6-2

RUNS BY INNING

	1	2	3	4	5	6	7	8	9	EX	TOTAL
Nebraska	31	34	58	55	48	54	39	48	27	5	399
Opponents	49	31	32	29	25	35	25	23	42	1	292

RECORD WHEN TEAM SCORES

Runs	0	1	2	3	4	5	6	7	8	9	10+
W-L	0-0	0-1	3-3	2-5	3-3	4-3	3-4	5-0	3-0	1-0	15-1

RECORD WHEN OPPONENT SCORES

Runs	0	1	2	3	4	5	6	7	8	9	10+
W-L	3-0	7-0	9-0	5-0	5-1	4-1	2-4	3-3	1-0	0-4	0-7

RECORD WHEN LEADING AFTER

Inn.	1	2	3	4	5	6	7	8
W-L	10-4	16-4	22-3	28-2	27-2	29-4	31-5	31-5

RECORD WHEN TRAILING AFTER

Inn.	1	2	3	4	5	6	7	8
W-L	13-9	11-14	10-15	8-15	5-15	3-15	2-13	3-13

RECORD WHEN TIED AFTER

Inn.	1	2	3	4	5	6	7	8
W-L	16-7	12-2	7-2	3-3	7-3	7-1	4-1	3-1

STARTERS

Pitcher	Starts	QS	IP/Start	#P/Start	Run Support	Support/Start	Team Record
Brockett	6	2	5.0	67	14	2.3	3-3
Christo	10	2	4.1	69	30	3.0	6-4
Clark	3	0	2.2	52	10	3.3	1-2
Harrahill	1	0	1.0	36	0	0.0	0-1
Horn	4	0	1.2	42	4	1.0	2-2
McConnaughey	10	4	5.1	83	58	5.8	9-1
Sears	15	12	6.1	95	87	5.8	13-2
Walsh	10	3	4.2	73	33	3.3	5-5

STAFF BY SERIES

Opponent	W-L/S	ERA	IP	H	ER	BB	SO
Baylor	1-0/1	1.00	9.0	7	1	0	9
Texas Tech	0-1/0	6.00	9.0	11	6	3	9
Oklahoma	0-1/0	7.27	8.2	11	7	6	10
Grand Canyon	3-1/2	3.60	35.0	35	14	8	22
Charleston	3-0/3	2.89	28.0	20	9	10	24
South Alabama	2-1/0	5.33	27.0	25	16	6	31
Wichita State	1-1/1	7.41	17.0	21	14	4	16
Nicholls	3-0/2	3.00	27.0	18	9	18	19
Omaha	1-0/0	4.00	9.0	6	4	4	12
North Dakota St.	1-0/0	1.00	9.0	6	1	0	13
New Mexico State	2-0/1	1.00	18.0	10	2	8	19
Northwestern	3-0/1	4.18	28.0	23	13	6	22
Creighton	0-2/0	5.29	17.0	20	10	8	15
Ohio State	2-1/1	4.00	27.0	17	12	7	30
Kansas	0-2/0	11.12	17.0	25	21	8	19
Rutgers	1-2/0	4.55	27.2	35	14	11	20
Maryland	2-1/1	6.48	25.0	25	18	5	27
Iowa	2-1/1	3.24	25.0	24	9	9	21
Kansas State	1-0/0	0.00	9.0	0	0	2	12
Minnesota	2-1/1	5.19	26.0	25	15	8	23
South Dakota St.	0-1/0	9.00	9.0	14	9	2	15
Indiana	2-1/0	2.57	28.0	23	8	9	24
Michigan State	2-1/1	4.15	26.0	27	12	19	8
B1G Tournament	5-1/2	4.67	52.0	44	27	18	56

MISCELLANEOUS STATS

Pitcher	K/9	WHIP	SV/OPP	FO/GO
Borst	10.9	1.86	0/0	13/8
Brockett	7.4	1.19	0/0	29/44
Christo	8.0	1.31	1/1	70/44
Clark	9.4	1.79	1/1	23/35
Cleavinger	13.5	1.12	0/0	4/3
Daiss	7.1	1.52	5/8	21/25
Frahm	6.8	1.88	0/0	6/0
Froehlich	8.9	1.48	0/1	22/17
Harrahill	18.0	5.00	0/0	1/0
Horn	7.5	1.92	1/1	21/22
Lewis	27.0	6.0	0/0	0/0
McConnaughey	10.8	1.31	0/0	51/59
Olsen	9.7	2.64	0/0	7/7
Perry	8.4	1.40	3/3	14/24
Sanders	5.8	1.14	2/3	10/20
Sears	8.8	0.89	1/1	111/77
Timmerman	9.7	2.28	1/1	11/17
Walsh	6.6	1.48	0/0	64/63
Worthley	8.7	1.12	4/4	36/28

STARTER/BULLPEN SPLITS

	W/L/S	ERA	IP	H	R	ER	K/B
Starter	24/11	3.69	290.1	258	140	119	276/72
Bullpen	15/9/19	5.30	231.0	227	152	136	223/98
TOTAL	39/20/19	4.40	521.1	485	292	255	499/170

STARTER/BULLPEN SPLITS - BIG TEN

	W/L/S	ERA	IP	H	R	ER	K/B
Starter	10/5	4.01	125.2	119	61	58	109/32
Bullpen	6/3/6	4.66	87.0	80	52	45	77/31
TOTAL	16/8/6	4.27	212.2	199	113	101	186/63

STARTERS BY LOCATION

	W/L	ERA	IP	H	R	ER	K/B
Home	11/5	3.43	133.2	99	58	51	142/35
Away	8/5	4.50	106.0	117	65	53	82/26
Neutral	4/1	2.82	44.2	40	15	14	43/9
TOTAL	24/11	3.69	290.1	258	140	119	276/72

RELIEVERS BY LOCATION

	W/L/S	ERA	IP	H	R	ER	K/B
Home	7/3/7	4.81	97.1	89	60	52	101/44
Away	7/4/9	4.94	105.2	107	66	58	90/38
Neutral	1/2/2	9.36	25.0	31	26	26	28/16
TOTAL	15/9/19	5.30	231.0	227	152	136	223/98

STARTERS BY MONTH

	W/L	ERA	IP	H	R	ER	K/B
February	2/0	3.20	39.1	38	17	14	31/7
March	7/2	3.59	85.1	64	40	34	82/23
April	6/6	5.27	70.0	80	47	41	72/20
May	9/3	2.82	95.2	76	36	30	91/22
TOTAL	24/11	3.69	290.1	258	140	119	276/72

RELIEVERS BY MONTH

	W/L/S	ERA	IP	H	R	ER	K/B
February	3/3/4	4.73	32.1	33	20	17	24/14
March	8/0/8	4.12	67.2	58	35	31	69/29
April	1/4/3	5.52	76.2	79	49	47	72/30
May	3/2/4	6.79	54.1	57	48	41	58/25
TOTAL	15/9/19	5.30	231.0	227	152	136	223/98

#8 EVAN BORST

Date	Opponent	S/R	W/L/S	IP	H	HR	R-ER	BB-K
2/18/24	vs. Oklahoma	R	-	1.1	0	0	0-0	0-1
2/24/24	at Grand Canyon	R	-	1.1	1	0	1-1	1-1
2/29/24	at Charleston	R	W	1.0	1	0	0-0	1-1
3/12/24	at Wichita State	R	-	1.2	1	0	2-2	0-4
3/15/24	Nicholls	R	W	0.2	0	0	1-1	2-1
3/19/24	Omaha	R	-	1.0	0	0	1-0	1-1
3/23/24	New Mexico State	R	-	0.2	0	0	0-0	1-1
3/29/24	at Northwestern	R	-	0.0	0	0	0-0	1-0
4/9/24	at Kansas	R	-	1.0	0	0	0-0	0-1
4/12/24	at Rutgers	R	-	1.0	1	0	0-0	1-0
4/14/24	at Rutgers	R	-	0.0	0	0	0-0	1-0
4/23/24	Kansas	R	-	1.0	1	0	2-2	0-0
4/28/24	Iowa	R	-	1.0	1	0	0-0	1-3
5/8/24	South Dakota State	R	-	0.1	1	0	0-0	0-1
5/18/24	at Michigan State	R	-	0.1	1	0	3-2	1-0

#17 HAYDEN LEWIS

Date	Opponent	S/R	W/L/S	IP	H	HR	R-ER	BB-K
3/8/24	South Alabama	R	-	0.1	1	0	0-0	1-1

#19 KYLE PERRY

Date	Opponent	S/R	W/L/S	IP	H	HR	R-ER	BB-K
2/16/19	at UC Riverside (DH 2)	R	-	0.1	0	0	0-0	1-1
2/22/19	vs. Oregon St. (DH 2)	S	-	1.1	3	1	3-3	3-2
3/20/19	Air Force	S	W	4.0	6	0	1-1	1-9
3/26/19	at Creighton	S	-	3.2	3	0	1-1	1-4
4/2/19	at Kansas State	S	W	7.0	3	0	0-0	1-3
4/9/19	Creighton	S	L	2.1	4	1	5-5	1-4
4/17/19	at Omaha	S	-	0.2	1	0	3-3	4-1
4/23/19	at Creighton	R	-	0.0	0	0	0-0	1-0
4/26/19	Illinois	R	-	2.2	6	0	2-2	1-1
5/25/19	vs. Michigan (2)	S	-	3.1	2	0	1-1	3-2
6/2/19	vs. UConn	R	-	1.0	1	0	0-0	1-2
2/16/20	at Baylor	R	-	2.1	0	0	0-0	0-1
2/23/20	vs. Arizona	R	-	2.1	0	0	0-0	0-1
2/29/20	at Arizona State	R	-	4.0	5	0	5-5	2-2
3/6/20	Columbia	S	W	5.0	2	1	1-1	0-7
5/10/21	at Rutgers	S	-	1.0	3	0	2-2	0-1
5/23/21	vs. Ohio State	S	W	2.0	1	0	0-0	0-3
5/29/21	Michigan (DH2)	S	W	3.0	0	0	0-0	1-4
6/6/21	at Arkansas	S	-	4.1	3	0	3-2	3-7
2/18/22	at Sam Houston	S	-	1.1	2	0	5-5	5-2
2/25/22	vs. TCU	S	L	4.1	4	1	3-3	3-8
3/4/22	at UT Arlington	S	-	5.0	5	0	0-0	0-4
3/13/22	at Omaha	R	L	3.1	3	0	1-1	1-3
3/18/22	Texas A&M-CC	S	-	0.2	2	1	2-2	1-0
2/19/23	at San Diego	R	-	1.2	1	0	2-2	1-1
2/24/23	at South Alabama	R	S	1.0	0	0	0-0	0-0
3/5/23	vs. Ole Miss	R	-	2.0	1	0	2-1	1-2
3/14/23	Omaha	R	-	1.0	2	1	2-2	0-1
3/19/23	vs. Nicholls	R	-	2.2	3	1	1-1	0-1
3/25/23	Illinois	R	-	1.0	2	0	1-1	0-1
4/8/23	at Michigan	R	-	1.0	0	0	0-0	0-2
4/14/23	Northwestern	R	-	2.1	1	0	0-0	0-4
4/18/23	Creighton	S	-	3.0	2	1	2-2	2-2
4/23/23	at Iowa	R	-	3.0	4	1	3-3	0-1
4/26/23	South Dakota State	R	-	1.0	1	0	1-1	1-0
4/29/23	Minnesota	R	-	1.0	0	0	0-0	0-3
5/3/23	North Dakota State	S	L	1.0	5	1	5-3	1-0
5/9/23	at Creighton	R	W	4.1	2	0	1-1	3-4
5/14/23	Penn State	R	S	1.2	0	0	0-0	0-1
5/18/23	at Purdue	R	-	0.2	1	0	0-0	0-1
5/20/23	at Purdue	R	S	1.0	2	0	1-0	0-2
5/24/23	vs. Rutgers	R	-	0.1	2	0	1-1	1-0
5/27/23	vs. Maryland	R	-	1.2	2	1	1-1	1-3
2/16/24	vs. Baylor	R	-	1.0	1	0	0-0	0-1

2/18/24	vs. Oklahoma	R	-	0.2	3	1	2-2	0-2
2/24/24	at Grand Canyon	R	-	0.2	0	0	0-0	0-0
2/25/24	at Grand Canyon	R	S	0.2	1	0	0-0	0-0
2/29/24	at Charleston	R	-	0.2	0	0	0-0	0-0
3/3/24	at Charleston	R	S	0.2	0	0	0-0	0-2
3/10/24	South Alabama	R	-	0.2	1	1	1-1	0-1
3/15/24	Nicholls	R	-	0.1	1	0	0-0	0-0
3/19/24	Omaha	R	-	0.1	0	0	0-0	0-0
3/23/24	New Mexico State	R	S	0.1	0	0	0-0	0-1
3/29/24	at Northwestern	R	-	1.1	1	0	0-0	0-0
3/31/24	at Northwestern	R	W	2.1	0	0	0-0	0-3
4/2/24	at Creighton	R	-	0.1	0	0	0-0	0-0
4/7/24	Ohio State	R	-	2.0	2	0	1-1	0-2
4/12/24	at Rutgers	R	-	0.1	2	0	2-2	1-0
4/16/24	Creighton	R	L	0.1	2	0	3-3	1-0
4/21/24	Maryland	R	-	1.0	0	0	0-0	0-1
4/23/24	Kansas	R	-	1.0	2	0	0-0	0-0
4/28/24	Iowa	R	-	0.2	1	0	0-0	0-1
5/5/24	at Minnesota	R	-	1.0	0	0	0-0	0-0
5/8/24	South Dakota State	R	-	0.2	0	0	0-0	0-2
5/10/24	Indiana	R	L	0.1	3	0	3-2	0-0
5/18/24	at Michigan State	R	-	1.0	2	0	0-0	0-2
5/25/24	vs. Indiana	R	-	1.0	0	0	0-0	1-0

#20 TY HORN

Date	Opponent	S/R	W/L/S	IP	H	HR	R-ER	BB-K
2/17/24	vs. Texas Tech	R	-	1.2	1	0	0-0	0-2
2/23/24	at Grand Canyon	R	S	3.0	2	0	1-0	1-2
3/2/24	at Charleston	R	W	2.0	3	0	2-1	2-1
3/10/24	South Alabama	S	-	3.0	3	1	6-2	1-4
3/17/24	Nicholls	S	-	2.0	2	0	3-3	3-0
4/2/24	at Creighton	R	-	1.1	3	0	1-1	0-0
4/9/24	at Kansas	S	-	1.2	4	1	5-5	1-2
4/13/24	at Rutgers	R	-	1.0	2	0	1-1	0-1
4/16/24	Creighton	R	-	1.0	0	0	0-0	0-0
4/20/24	Maryland	R	-	1.0	2	0	0-0	0-0
4/30/24	at Creighton	S	L	0.2	6	1	6-1	0-1
5/21/24	vs. Ohio State	R	-	2.0	0	0	0-0	0-4

#24 CALEB CLARK

Date	Opponent	S/R	W/L/S	IP	H	HR	R-ER	BB-K
2/19/23	at San Diego	S	-	4.1	3	1	5-5	2-1
2/26/23	at South Alabama	S	-	3.0	7	1	3-3	2-1
3/4/23	vs. Hawaii	S	L	0.2	5	0	8-8	1-1
3/8/23	Northern Colorado	R	W	2.1	1	0	0-0	0-4
3/14/23	Omaha	R	-	0.0	2	0	4-4	2-0
4/4/23	at Kansas State	S	-	2.0	3	0	1-1	2-2
4/11/23	Omaha	S	-	2.0	5	1	4-3	1-1
4/16/23	Northwestern	R	-	1.0	2	1	1-1	1-0
5/7/23	at Maryland	R	-	1.2	2	0	0-0	0-4

2/18/24	vs. Oklahoma	S	-	2.2	3	0	1-1	3-3
2/25/24	at Grand Canyon	S	-	4.0	6	0	4-4	1-2
3/3/24	at Charleston	R	-	0.2	0	0	0-0	0-1
3/8/24	vs. South Alabama	R	-	1.0	1	0	0-0	1-2
3/13/24	at Wichita State	R	-	0.2	3	1	5-5	2-0
4/2/24	at Creighton	R	-	0.0	0	0	2-1	0-0
4/13/24	at Rutgers	R	-	1.0	1	0	0-0	0-3
4/16/24	Creighton	S	-	2.0	0	0	0-0	1-4
4/20/24	Maryland	R	-	3.1	3	1	4-4	2-2
4/23/24	Kansas	R	-	1.0	1	1	1-1	0-2
4/26/24	Iowa	R	-	1.2	1	0	0-0	1-1
4/30/24	at Creighton	R	-	3.0	2	0	0-0	0-3
5/4/24	at Minnesota	R	-	2.2	2	1	2-2	2-2
5/8/24	South Dakota State	R	-	1.1	1	0	1-1	1-4
5/11/24	Indiana	R	W	2.2	1	0	0-0	1-2
5/16/24	at Michigan State	R	S	2.1	1	0	0-0	1-1
5/21/24	vs. Ohio State	R	-	0.2	6	0	8-8	2-0

#25 DREW CHRISTO

Date	Opponent	S/R	W/L/S	IP	H	HR	R-ER	BB-K
2/19/22	at Sam Houston	R	-	0.0	1	1	2-2	0-0
3/16/22	New Mexico State	S	-	0.2	1	0	0-0	3-0
3/20/22	Texas A&M-CC	R	-	1.0	2	1	2-0	0-2

4/6/22	at Omaha	S	L	2.0	4	0	3-3	1-1
4/10/22	Rutgers	R	-	1.2	2	1	5-0	1-2
2/20/23	at San Diego	R	-	1.0	0	0	3-1	2-1
3/4/23	vs. Hawaii	R	-	1.0	1	0	0-0	0-2
3/8/23	Northern Colorado	R	-	1.2	3	0	2-2	2-1
3/14/23	Omaha	R	-	1.0	0	0	0-0	0-1
4/11/23	Omaha	R	-	1.0	0	0	0-0	0-0
4/15/23	Northwestern	R	-	1.0	0	0	0-0	1-1
4/21/23	at Iowa	R	-	1.1	0	0	0-0	1-1
4/25/23	at Omaha	R	W	4.0	4	0	1-1	0-8
5/3/23	North Dakota State	R	-	2.0	1	0	1-0	1-3
5/7/23	at Maryland	R	L	0.2	1	1	2-2	1-0
5/19/23	at Purdue	R	-	2.0	1	0	0-0	0-0
2/18/24	vs. Oklahoma	R	-	2.0	2	0	2-2	2-2
2/22/24	at Grand Canyon	S	W	6.0	7	0	1-1	1-4
2/29/24	at Charleston	S	-	6.2	4	0	3-2	1-2
3/8/24	South Alabama	S	L	4.1	7	3	7-7	0-4
3/15/24	Nicholls	S	-	5.0	4	0	2-1	0-4
3/23/24	New Mexico State	S	-	4.1	3	0	0-0	3-4
3/30/24	at Northwestern	S	-	4.2	2	0	2-2	3-3
4/7/24	Ohio State	S	L	2.1	2	1	4-4	0-4
4/14/24	at Rutgers	S	-	2.0	2	0	1-1	3-1
4/23/24	Kansas	S	L	2.0	4	1	4-4	2-5
4/30/24	at Creighton	R	-	1.0	1	0	0-0	1-2
5/5/24	at Minnesota	R	-	2.0	0	0	2-2	1-4
5/12/24	Indiana	R	W	4.0	2	0	0-0	0-2
5/18/24	at Michigan State	R	-	2.0	2	0	2-2	0-0
5/22/24	vs. Purdue	R	S	3.0	0	0	0-0	0-4
5/25/24	vs. Indiana	S	W	5.0	5	0	1-1	1-5

#26 KYLE FROEHLICH

Date	Opponent	S/R	W/L/S	IP	H	HR	R-ER	BB-K
2/18/23	at UAB	R	-	1.2	0	0	0-0	0-2
2/21/23	LSU-Alexandria	R	W	2.0	2	0	0-0	0-2
2/25/23	vs. New Mexico State	R	S	0.2	0	0	0-0	0-2
3/4/23	UT Arlington	R	W	2.2	4	1	2-2	0-3
3/8/23	at UL-Monroe	R	S	2.0	2	0	0-0	0-2
3/12/23	Alabama A&M	R	S	0.2	0	0	0-0	0-2
3/14/23	UL-Monroe	R	-	1.0	0	0	0-0	0-0
3/19/23	Little Rock	R	-	2.0	1	0	0-0	0-2
3/26/23	at Oregon	R	-	2.0	0	0	1-0	1-2
3/31/23	at New Orleans	R	S	1.0	0	0	0-0	0-1
4/4/23	Louisiana Tech	R	-	2.0	2	0	3-3	2-4
4/8/23	Lamar	R	W	3.2	4	0	2-2	2-0
4/14/23	at Houston Christian	R	L	1.0	2	0	1-1	0-2
4/23/23	Incarinate Word	R	-	1.0	0	0	0-0	1-0
4/28/23	Nicholls	R	S	1.0	1	0	0-0	0-1
4/29/23	Nicholls	R	S	1.0	0	0	0-0	0-2
5/2/23	at Louisiana Tech	R	W	2.0	2	1	1-1	0-3
5/7/23	at Texas A&M-CC	R	-	1.0	2	0	1-0	0-0
5/12/23	McNeese	R	S	1.0	1	0	0-0	0-1
5/14/23	McNeese	R	-	2.0	2	0	0-0	0-1
5/18/23	at Southeastern La.	R	L	0.2	2	0	1-0	0-0
5/20/23	at Southeastern La.	R	L	1.1	4	0	2-2	0-0
5/26/23	vs. New Orleans	R	-	3.1	4	0	0-0	1-3
2/18/24	vs. Oklahoma	R	-	1.0	0	0	0-0	0-1
3/9/24	South Alabama	R	-	1.0	1	0	0-0	0-1
3/13/24	at Wichita State	R	-	1.0	0	0	0-0	0-0
3/17/24	Nicholls	R	-	2.0	1	0	0-0	1-1
3/20/24	North Dakota State	R	-	1.2	2	0	1-1	0-2
3/23/24	New Mexico State	R	-	1.0	1	0	0-0	0-1
3/31/24	at Northwestern	R	-	0.1	2	1	2-2	0-1
4/9/24	at Kansas	R	L	0.1	2	0	2-2	0-0
4/16/24	Creighton	R	-	2.0	3	1	1-1	0-2
4/21/24	Maryland	R	-	0.2	0	0	0-0	0-2
4/23/24	Kansas	R	-	0.2	0	0	0-0	0-1
4/26/24	Iowa	R	W	2.0	0	0	0-0	0-1
4/28/24	Iowa	R	-	0.1	0	0	0-0	1-0
4/30/24	at Creighton	R	-	0.2	2	1	1-1	1-2
5/5/24	at Minnesota	R	-	1.2	1	1	1-1	0-1
5/8/24	South Dakota State	R	-	0.2	3	0	0-0	0-1

5/10/24	Indiana	R	-	0.1	2	0	4-2	2-0
5/17/24	at Michigan State	R	-	1.0	0	0	0-0	0-1
5/25/24	vs. Indiana	R	-	2.0	3	0	1-1	0-2

#28 BOBBY OLSEN

Date	Opponent	S/R	W/L/S	IP	H	HR	R-ER	BB-K
2/22/20	at Wofford	S	L	2.1	3	0	6-6	4-0
2/29/20	at Wake Forest	R	-	1.0	1	0	0-0	0-1
3/7/20	at Kennesaw State	R	-	3.0	3	0	3-2	3-2
2/25/22	at Memphis	R	-	4.0	2	0	2-2	2-3
3/4/22	at USF	R	-	1.1	1	0	0-0	0-2
3/6/22	at USF	R	-	4.1	3	0	1-1	1-2
3/11/22	at Gardner-Webb	S	-	6.1	7	0	5-3	2-8
3/20/22	Holy Cross	S	-	6.0	4	0	1-1	3-7
3/26/22	at Dartmouth	S	L	7.0	8	1	5-3	0-5
4/2/22	at Harvard	S	L	0.2	11	0	11-11	1-1
4/5/22	Holy Cross	S	-	3.0	0	0	0-0	1-1
4/9/22	Columbia	S	-	6.0	6	0	3-3	2-3
4/16/22	at Yale	S	-	6.2	6	1	2-2	1-2
4/23/22	at Penn	S	L	4.0	7	1	5-5	2-2
4/30/22	Princeton	S	-	5.0	6	1	5-4	2-6
5/7/22	Cornell	S	L	4.1	7	1	3-3	2-6
2/25/23	Georgia State	S	L	3.2	4	1	4-4	6-2
3/5/23	at New Orleans	R	-	3.0	3	1	2-1	1-2
3/11/23	vs. Penn State	S	W	5.0	3	0	1-1	2-4
3/18/23	Bryant	S	W	6.0	5	0	2-2	4-6
3/26/23	at Columbia	S	L	4.0	8	1	6-4	1-6
4/2/23	Yale	S	L	1.1	2	0	5-5	4-2
4/8/23	at Cornell	R	W	4.1	5	0	1-1	2-7
4/15/23	Penn	R	-	6.2	5	2	2-2	1-11
4/22/23	Harvard	R	-	2.0	2	0	1-1	1-3
4/29/23	Dartmouth	S	L	6.2	3	0	2-2	2-6
5/6/23	at Princeton	R	S	2.0	1	0	0-0	1-3
5/7/23	at Princeton	R	-	2.0	0	0	0-0	0-4

2/17/14	vs. Texas Tech	R	-	0.1	0	0	0-0	0-1
2/25/24	at Grand Canyon	R	-	0.2	0	0	0-0	0-1
2/29/24	at Charleston	R	-	0.0	2	0	1-1	1-0
3/13/24	at Wichita State	R	-	1.1	2	0	0-0	0-2
3/17/24	Nicholls	R	-	1.0	1	0	1-1	1-0
4/9/24	at Kansas	R	-	1.0	2	0	2-2	2-1
4/20/24	Maryland	R	-	1.0	2	1	2-2	0-1
4/30/24	at Creighton	R	-	0.1	0	0	0-0	0-0
5/5/24	at Minnesota	R	-	0.2	0	0	0-0	0-1
5/8/24	South Dakota State	R	-	0.2	0	0	0-0	0-1
5/10/24	Indiana	R	-	0.1	0	0	0-0	0-0
5/18/24	at Michigan State	R	-	0.2	1	0	0-0	0-0
5/21/24	vs. Ohio State	R	-	0.1	2	0	4-4	2-1

#30 WILL WALSH

Date	Opponent	S/R	W/L/S	IP	H	HR	R-ER	BB-K
4/10/22	Rutgers	R	-	0.2	3	0	1-1	0-1
2/20/23	at San Diego	R	-	0.1	1	1	1-0	0-0
3/8/23	Northern Colorado	R	-	1.0	1	1	1-1	0-2
3/21/23	at Creighton	R	L	6.0	2	0	3-3	0-4
3/28/23	North Dakota State	S	W	7.0	2	0	1-1	2-11
4/4/23	at Kansas State	R	-	1.1	2	0	0-0	0-0
4/9/23	at Michigan	S	-	3.0	7	1	3-3	1-2
4/16/23	Northwestern	S	W	5.0	2	0	0-0	1-5
4/18/23	Creighton	R	-	1.1	0	0	0-0	0-3
4/23/23	at Iowa	S	L	1.1	3	0	3-3	3-0
4/30/23	Minnesota	S	W	6.0	7	1	3-3	1-5
5/7/23	at Maryland	S	-	2.1	4	0	3-3	0-1
5/14/23	Penn State	S	-	4.0	5	1	3-2	0-2
5/19/23	at Purdue	R	-	1.2	5	1	5-5	0-1
5/24/23	vs. Rutgers	R	W	1.2	1	0	0-0	0-1
5/27/23	vs. Michigan State	S	W	9.0	4	0	0-0	0-7
2/17/24	vs. Texas Tech	S	-	5.2	7	0	3-3	0-4
2/24/24	at Grand Canyon	S	-	3.0	6	2	4-2	0-2
3/3/24	at Charleston	S	-	3.1	5	1	3-3	1-2
3/12/24	at Wichita State	S	W	6.0	6	1	3-3	1-2

3/20/24	North Dakota State	S	W	6.0	4	0	0-0	0-9
3/30/24	at Northwestern	R	W	3.1	5	0	3-2	0-2
4/2/24	at Creighton	S	L	2.0	4	1	2-2	1-3
4/7/24	Ohio State	R	-	4.1	3	0	1-1	2-5
4/14/24	at Rutgers	R	L	2.2	5	1	3-3	1-0
4/21/24	Maryland	S	W	5.1	6	1	4-3	0-7
4/28/24	Iowa	S	L	4.2	5	2	3-3	2-1
5/5/24	at Minnesota	S	L	2.1	4	1	3-3	0-0
5/18/24	at Michigan State	R	-	1.0	3	0	2-2	1-1
5/25/24	vs. Indiana	S	W	9.0	6	0	2-2	1-5

#32 TUCKER TIMMERMAN

Date	Opponent	S/R	W/L/S	IP	H	HR	R-ER	BB-K
2/16/24	vs. Baylor	R	W	1.2	2	0	0-0	0-0
2/18/24	vs. Oklahoma	R	-	0.1	0	0	0-0	0-1
2/22/24	at Grand Canyon	R	-	1.1	0	0	0-0	1-1
2/25/24	at Grand Canyon	R	-	0.0	2	1	4-4	1-0
2/29/24	at Charleston	R	S	0.1	0	0	0-0	0-0
3/3/24	at Charleston	R	W	1.2	1	0	0-0	0-3
3/10/24	South Alabama	R	-	2.1	2	0	0-0	1-4
3/15/24	Nicholls	R	-	1.1	2	0	3-3	3-1
3/19/24	Omaha	R	-	1.2	4	0	4-4	1-2
3/22/24	New Mexico State	R	-	0.2	1	0	0-0	0-0
4/2/24	at Creighton	R	-	2.2	3	0	0-0	1-2
4/7/24	Ohio State	R	-	0.1	1	1	2-2	1-0
4/16/24	Creighton	R	-	1.0	1	0	0-0	2-1
4/23/24	Kansas	R	-	0.1	2	1	2-2	1-1
5/21/24	vs. Ohio State	R	-	1.0	0	0	0-0	2-2

#33 JACKSON BROCKETT

Date	Opponent	S/R	W/L/S	IP	H	HR	R-ER	BB-K
2/20/22	at Sam Houston	R	-	1.0	0	0	0-0	1-1
2/26/22	vs. TCU	R	-	0.1	0	0	2-2	2-0
3/16/22	New Mexico State	R	-	1.1	3	0	2-2	1-3
3/20/22	Texas A&M-CC	R	-	1.0	2	0	2-2	0-2
3/28/22	at Creighton	R	-	1.2	1	0	1-0	2-3
4/6/22	at Omaha	R	-	2.1	1	0	1-1	1-2
4/10/22	Rutgers	R	-	4.1	4	1	1-1	0-4
4/16/22	BYU	S	-	5.1	4	1	2-2	1-2
4/26/22	K-State	S	-	3.1	2	0	4-4	3-3
5/8/22	at Minnesota	S	-	5.1	4	0	1-1	1-7
5/15/22	at Illinois	S	-	2.0	1	0	0-0	2-0
5/19/22	Michigan State	S	L	3.0	4	1	3-3	1-2

2/20/23	at San Diego	S	-	2.0	1	0	1-1	1-2
2/25/23	at South Alabama	R	-	2.2	1	0	0-0	0-1
3/7/23	Northern Colorado	S	W	4.0	2	0	0-0	0-5
3/17/23	vs. Nicholls	R	-	2.0	0	0	0-0	0-1
3/21/23	at Creighton	S	-	1.0	3	0	3-3	3-2
3/26/23	Illinois	R	-	3.2	3	0	2-2	1-4
4/1/23	at Abilene Christian	R	-	1.2	1	0	0-0	1-2
4/8/23	at Michigan	R	-	5.0	3	0	2-2	2-4
4/15/23	Northwestern	S	W	6.0	3	0	0-0	3-4
4/22/23	at Iowa	R	-	1.2	1	0	0-0	4-2
4/26/23	South Dakota State	S	L	2.0	4	1	4-4	1-2
5/3/23	North Dakota State	R	-	1.0	1	0	0-0	0-1
5/7/23	at Maryland	R	-	1.1	3	0	5-5	3-1
5/12/23	Penn State	R	-	2.0	1	0	1-1	0-1
5/20/23	at Purdue	S	-	2.2	4	0	3-0	3-2
5/27/23	vs. Maryland	S	L	2.0	5	0	3-3	2-1

2/17/24	vs. Texas Tech	R	-	0.1	0	0	0-0	0-0
2/22/24	at Grand Canyon	R	-	1.2	1	0	1-1	1-0
2/29/24	at Charleston	R	-	0.1	1	0	1-0	0-0
3/12/24	at Wichita State	R	-	0.0	3	0	1-1	0-0
3/17/24	Nicholls	R	W	2.0	2	0	0-0	1-2
4/9/24	at Kansas	R	-	1.0	3	0	2-2	0-1
4/30/24	Kansas State	S	W	9.0	0	0	0-0	2-12
5/8/24	South Dakota State	S	-	3.0	2	0	1-1	0-2
5/12/24	Indiana	S	-	5.0	4	2	2-2	2-3
5/18/24	at Michigan State	S	L	2.0	5	0	4-3	0-1
5/21/24	vs. Ohio State	S	L	3.0	7	1	3-3	0-3
5/26/24	vs. Penn State	S	W	8.0	4	0	1-1	1-5

#34 BRETT SEARS

Date	Opponent	S/R	W/L/S	IP	H	HR	R-ER	BB-K
2/23/20	at Butler	R	-	1.1	1	0	2-2	3-2
2/29/20	at Memphis	S	-	4.2	4	0	2-2	1-3
3/7/20	at Missouri	S	L	1.1	8	1	6-6	2-1
2/26/21	at Louisville	S	W	5.0	2	0	3-3	5-4
3/5/21	at Evansville	S	L	5.0	8	0	4-4	2-5
3/12/21	at Saint Louis	S	-	7.0	7	0	3-2	1-3
3/19/21	North Dakota State	S	L	6.0	12	0	8-5	1-0
3/26/21	South Dakota State	S	W	7.0	3	0	0-0	3-3
4/2/21	Oral Roberts	S	L	5.2	12	1	10-10	2-3
5/7/21	at Oral Roberts	S	-	2.0	2	0	2-2	3-2
5/20/21	Omaha	S	L	5.0	6	1	2-2	5-5
2/19/23	at San Diego	R	-	0.0	2	0	2-2	1-0
3/4/23	vs. Hawaii	R	-	1.1	5	2	3-3	0-1
3/7/23	Northern Colorado	R	-	1.0	2	0	0-0	0-2
3/19/23	vs. Nicholls	R	-	1.0	1	0	0-0	1-2
3/21/23	at Creighton	R	-	0.1	0	0	0-0	0-0
4/16/23	Northwestern	R	-	1.0	1	0	0-0	1-2
4/22/23	at Iowa	R	-	2.2	2	0	0-0	1-2
4/26/23	South Dakota State	R	-	4.0	4	0	2-2	0-7
5/3/23	North Dakota State	R	-	3.0	0	0	0-0	0-4
5/7/23	at Maryland	R	-	0.2	4	1	3-3	0-1
5/20/23	at Purdue	R	-	2.0	2	0	0-0	0-2

2/16/24	vs. Baylor	S	-	5.1	3	0	1-1	0-7
2/23/24	at Grand Canyon	S	W	6.0	2	0	0-0	1-7
3/2/24	at Charleston	S	-	6.0	2	1	2-2	1-7
3/9/24	South Alabama	S	W	8.0	4	1	2-2	0-7
3/16/24	Nicholls	S	W	6.0	3	0	0-0	5-6
3/22/24	New Mexico State	S	W	8.0	2	0	0-0	0-9
3/29/24	at Northwestern	S	W	7.0	6	1	2-2	2-4
4/5/24	Ohio State	S	W	9.0	2	0	0-0	0-10
4/12/24	at Rutgers	S	-	6.0	6	0	2-2	1-3
4/19/24	Maryland	S	W	7.0	7	1	3-3	2-8
4/26/24	Iowa	S	-	5.0	8	0	4-3	1-4
5/3/24	at Minnesota	S	-	5.0	6	2	5-4	2-5
5/10/24	Indiana	S	-	7.0	3	1	2-1	0-6
5/16/24	at Michigan State	S	W	6.2	6	0	1-1	1-4
5/22/24	vs. Purdue	S	W	6.0	2	1	2-1	2-9
5/26/24	vs. Penn State	R	S	1.0	0	0	0-0	0-1

#35 RYAN HARRAHILL

Date	Opponent	S/R	W/L/S	IP	H	HR	R-ER	BB-K
3/13/24	at Wichita State	R	L	1.0	4	0	4-3	1-2

#36 GRANT CLEAVINGER

Date	Opponent	S/R	W/L/S	IP	H	HR	R-ER	BB-K
2/21/23	at Cal State Fullerton	R	-	0.0	1	0	1-1	0-0
3/1/23	New Orleans	R	-	1.1	3	1	3-3	2-1
3/3/23	at UCLA	R	-	1.0	1	0	1-1	1-1
3/6/23	Campbell	R	-	1.2	2	1	3-3	2-2
3/29/23	New Orleans	R	-	1.2	1	1	1-1	1-2
4/4/23	at Louisiana	R	-	1.0	0	0	0-0	0-2
4/7/23	at USF	R	-	2.0	2	0	3-3	2-4
4/11/23	LSU	R	-	1.0	2	0	0-0	0-1
4/16/23	Wichita State	R	L	1.1	3	0	1-1	0-1
4/18/23	at New Orleans	R	-	1.2	1	0	0-0	2-4
4/22/23	at Cincinnati	R	W	1.2	0	0	0-0	2-5
4/25/23	Southern Miss	S	-	1.0	0	0	0-0	0-0
4/28/23	at ECU	R	-	0.2	2	0	2-2	2-2
5/2/23	at Southern Miss	R	-	0.2	1	0	2-2	2-1
5/6/23	UCF	R	-	1.0	0	0	0-0	0-2
5/7/23	UCF	R	-	0.0	1	0	1-1	1-0
5/14/23	Houston	R	-	0.1	1	0	4-3	1-1
5/19/23	at Memphis	R	-	1.1	1	0	0-0	1-2
5/28/23	vs. ECU	S	-	1.0	1	0	4-2	4-1
6/2/23	at LSU	R	-	0.0	0	0	0-0	1-0
2/25/24	at Grand Canyon	R	-	0.1	0	0	0-0	0-0
3/13/24	at Wichita State	R	-	1.0	0	0	0-0	0-1
3/22/24	New Mexico State	R	-	0.1	0	0	2-2	3-0

4/20/24	Maryland	R	-	1.1	0	0	0-0	0-2
4/23/24	Kansas	R	-	0.2	0	0	0-0	0-2
4/28/24	Iowa	R	-	0.1	0	0	0-0	0-1
4/30/24	at Creighton	R	-	0.2	0	0	0-0	0-1
5/5/24	at Minnesota	R	-	0.1	0	0	0-0	0-0
5/8/24	South Dakota State	R	-	0.0	1	1	1-1	0-0
5/18/24	at Michigan State	R	-	0.1	0	0	0-0	0-1

#42 JALEN WORTHLEY

Date	Opponent	S/R	W/L/S	IP	H	HR	R-ER	BB-K
2/19/23	at San Diego	R	-	1.2	0	0	0-0	0-2
2/24/23	at South Alabama	R	-	0.1	0	0	0-0	0-0
3/5/23	vs. Ole Miss	R	-	1.0	2	0	3-3	2-0
3/11/23	Illinois State	R	-	1.0	1	0	0-0	1-3
3/19/23	vs. Nicholls	R	-	2.0	3	0	1-1	0-0
4/15/23	Northwestern	R	-	1.1	0	0	0-0	0-1
4/25/23	at Omaha	R	-	0.0	1	0	0-0	0-0
4/26/23	South Dakota State	R	-	1.1	3	0	1-1	0-2
4/30/23	Minnesota	R	-	1.0	1	0	1-1	1-0
5/7/23	at Maryland	R	-	0.1	3	1	3-3	3-0

2/17/24	vs. Texas Tech	R	-	0.0	2	0	1-1	2-0
2/25/24	at Grand Canyon	R	W	3.0	3	0	0-0	0-0
3/8/24	South Alabama	R	-	1.1	1	0	1-1	0-0
3/13/24	at Wichita State	R	-	1.0	1	0	0-0	0-2
3/16/24	Nicholls	R	S	3.0	1	0	0-0	0-1
3/20/24	North Dakota State	R	-	0.1	0	0	0-0	0-1
3/23/24	New Mexico State	R	W	1.0	1	0	0-0	0-0
3/31/24	at Northwestern	R	-	1.2	1	0	1-1	0-0
4/2/24	at Creighton	R	-	0.2	0	0	0-0	0-1
4/6/24	Ohio State	R	S	2.2	1	0	1-1	0-4
4/12/24	at Rutgers	R	-	1.0	2	0	1-1	0-2
4/14/24	at Rutgers	R	-	2.2	3	1	2-2	1-0
4/19/24	Maryland	R	S	2.0	0	0	0-0	0-3
4/23/24	Kansas	R	-	1.0	0	0	0-0	1-0
4/26/24	Iowa	R	S	2.0	1	0	0-0	0-3
4/30/24	at Creighton	R	-	1.0	2	1	2-2	0-1
5/3/24	at Minnesota	R	W	2.0	4	1	2-2	0-4
5/8/24	South Dakota State	R	-	1.1	0	0	0-0	0-2
5/10/24	Indiana	R	-	0.2	2	1	1-1	1-0
5/17/24	at Michigan State	R	-	1.1	0	0	0-0	1-1
5/24/24	vs. Ohio State	R	-	2.1	2	0	2-2	2-3

#45 CASEY DAISS

Date	Opponent	S/R	W/L/S	IP	H	HR	R-ER	BB-K
2/16/24	vs. Baylor	R	S	1.0	1	0	0-0	0-1
2/18/24	vs. Oklahoma	R	L	0.2	3	0	2-2	1-0
3/2/24	at Charleston	R	S	1.0	1	0	0-0	0-1
3/12/24	at Wichita State	R	S	1.1	1	0	0-0	0-1
3/15/24	Nicholls	R	S	1.0	0	0	0-0	0-0
3/19/24	Omaha	R	-	1.0	0	0	0-0	0-0
3/23/24	New Mexico State	R	-	1.0	0	0	0-0	1-2
3/20/24	at Northwestern	R	-	1.0	0	0	0-0	0-0
4/2/24	at Creighton	R	-	0.1	0	0	0-0	1-0
4/9/24	at Kansas	R	-	2.0	1	0	1-0	0-2
4/12/24	at Rutgers	R	-	1.2	2	0	0-0	1-0
4/16/24	Creighton	R	-	2.0	2	1	1-1	0-1
4/23/24	Kansas	R	-	1.0	1	0	0-0	1-1
4/28/24	Iowa	R	-	1.0	1	0	1-1	1-1
4/30/24	at Creighton	R	-	0.2	0	0	0-0	0-2
5/3/24	at Minnesota	R	S	2.0	1	0	0-0	0-1
5/8/24	South Dakota State	R	L	0.2	4	0	4-4	0-1
5/10/24	Indiana	R	-	0.1	1	0	0-0	0-1
5/17/24	at Michigan State	R	-	1.0	1	0	0-0	1-1
5/25/24	vs. Indiana	R	-	1.0	2	0	2-2	1-1

#48 RANS SANDERS

Date	Opponent	S/R	W/L/S	IP	H	HR	R-ER	BB-K
2/18/23	at UCLA	R	-	3.1	7	0	5-5	0-4
2/23/23	at Fresno State	R	-	2.0	3	0	1-1	0-0
2/28/23	Kansas State	R	S	1.0	1	0	0-0	0-1
3/2/23	at BYU	R	L	2.0	4	0	1-1	0-2
3/14/23	at Nebraska	R	S	2.0	0	0	0-0	1-4
3/25/23	North Dakota State	R	S	2.0	1	0	0-0	0-3

3/31/23	Northern Colorado	R	W	1.2	2	0	0-0	1-1
4/4/23	Creighton	R	S	2.0	2	0	0-0	0-2
4/6/23	Oral Roberts	R	-	1.0	1	0	0-0	0-0
4/8/23	Oral Roberts	R	-	1.2	2	0	1-0	1-3
4/11/23	at Nebraska	R	W	2.0	2	1	2-2	1-2
4/25/23	Nebraska	R	-	1.0	2	1	1-1	0-1
5/25/23	at North Dakota State	R	-	2.0	0	0	0-0	0-2

2/25/24	at Grand Canyon	R	-	0.1	0	0	0-0	0-0
2/29/24	at Charleston	R	-	0.1	0	0	0-0	0-1
3/8/24	vs. South Alabama	R	-	1.2	0	0	0-0	0-0
3/13/24	at Wichita State	R	-	1.0	0	0	0-0	0-0
3/17/24	Nicholls	R	-	2.0	0	0	0-0	1-1
3/20/24	North Dakota State	R	S	1.0	0	0	0-0	0-1
3/23/24	New Mexico State	R	-	0.2	2	0	1-0	0-1
3/29/24	at Northwestern	R	S	0.2	1	0	0-0	0-0
4/2/24	at Creighton	R	-	0.2	0	0	0-0	1-1
4/7/24	Ohio State	R	-	0.0	0	0	1-1	1-0
4/9/24	at Kansas	R	-	1.0	1	1	1-1	0-0
4/12/24	at Rutgers	R	L	0.2	2	0	1-1	1-1
4/14/24	at Rutgers	R	-	0.2	1	0	0-0	0-0
4/16/24	Creighton	R	-	0.2	1	1	1-1	0-0
4/28/24	Iowa	R	-	1.0	0	0	0-0	0-1
5/4/24	at Minnesota	R	-	0.2	0	0	0-0	0-0
5/8/24	South Dakota State	R	-	0.1	2	1	3-2	1-1
5/24/24	vs. Ohio State	R	-	0.2	0	0	0-0	0-0

#51 MASON MCCONNAUGHEY

Date	Opponent	S/R	W/L/S	IP	H	HR	R-ER	BB-K
2/17/24	vs. Texas Tech	R	L	1.0	1	0	2-2	1-2
2/24/24	at Grand Canyon	R	L	3.0	4	0	2-1	0-2
3/3/24	at Charleston	R	-	2.2	1	0	0-0	2-2
3/10/24	South Alabama	R	W	3.0	2	0	0-0	1-7
3/13/24	at Wichita State	R	-	1.0	0	0	0-0	0-1
3/15/24	Nicholls	R	-	0.2	1	0	0-0	1-2
3/19/24	Omaha	S	W	5.0	2	0	0-0	2-9
3/31/24	at Northwestern	S	-	5.2	5	2	4-4	0-6
4/6/24	Ohio State	S	W	6.1	5	1	2-2	3-5
4/13/24	at Rutgers	S	W	7.0	6	0	0-0	0-9
4/20/24	Maryland	S	L	1.2	5	1	5-5	1-1
4/27/24	Iowa	S	W	5.1	6	1	2-2	2-4
5/4/24	at Minnesota	S	W	5.2	7	0	1-1	3-5
5/11/24	Indiana	S	-	7.1	5	1	2-2	3-10
5/17/24	at Michigan State	S	W	5.2	5	0	3-2	1-5
5/24/24	vs. Ohio State	S	W	6.0	5	0	3-2	3-11

#54 TREY FRAHM

Date	Opponent	S/R	W/L/S	IP	H	HR	R-ER	BB-K
2/29/24	at Charleston	R	-	0.2	0	0	0-0	1-1
3/8/24	South Alabama	R	-	0.1	2	0	3-3	1-0
4/20/24	Maryland	R	-	0.2	0	0	0-0	0-0
4/23/24	Kansas	R	-	0.1	0	0	0-0	0-0
5/18/24	at Michigan State	R	-	0.2	0	0	0-0	1-1

#0 CAYDEN BRUMBAUGH

SEASON HIGH

Hits:.....3 (3x) last vs. Maryland, 4/21/24
Runs:.....3 vs. Maryland, 4/21/24
Doubles:.....2 at Wichita State, 3/13/24
Triples:.....1 (3x) last vs. Maryland, 4/21/24
Home Runs:.....
RBI:.....3 (2x) last vs. Maryland, 4/21/24
Stolen Bases:.....2 (2x) last at Rutgers, 4/14/24
CAREER HIGH
Hits:.....3 (4x) last vs. Maryland, 4/21/24
Runs:.....Same
Doubles:.....Same
Triples:.....1 (4x) last vs. Maryland, 4/21/24
Home Runs:.....
RBI:.....Same
Stolen Bases:.....Same

#1 RILEY SILVA

SEASON HIGH

Hits:.....3 (3x) last at Michigan State, 5/17/24
Runs:.....3 (4x) last vs. Indiana, 5/25/24
Doubles:.....1 (5x) last vs. Indiana, 5/11/24
Triples:.....1 (2x) last vs. SDSU, 5/8/24
Home Runs:.....
RBI:.....3 vs. Maryland, 4/21/24
Stolen Bases:.....2 (4x) last vs. K-State, 5/1/24
CAREER HIGH
Hits:.....Same
Runs:.....Same
Doubles:.....Same
Triples:.....Same
Home Runs:.....
RBI:.....Same
Stolen Bases:.....Same

#4 JOSHUA OVERBEEK

SEASON HIGH

Hits:.....4 vs. Texas Tech, 2/17/24
Runs:.....3 (2x) last vs. Maryland, 4/21/24
Doubles:.....2 vs. Indiana, 5/25/24
Triples:.....
Home Runs:.....1 (5x) last vs. SDSU, 5/8/24
RBI:.....4 vs. Indiana, 5/25/24
Stolen Bases:.....2 vs. Omaha, 3/19/24
CAREER HIGH
Hits:.....Same
Runs:.....Same
Doubles:.....Same
Triples:.....
Home Runs:.....1 (6x) last vs. SDSU, 5/8/24
RBI:.....Same
Stolen Bases:.....Same

#5 JOSH CARON

SEASON HIGH

Hits:.....3 (4x) last at Minnesota, 5/4/24
Runs:.....3 (3x) last at Rutgers, 4/13/24
Doubles:.....2 vs. Iowa, 4/27/24
Triples:.....1 at Grand Canyon, 2/22/24
Home Runs:.....2 (2x) last vs. Indiana, 5/25/24
RBI:.....5 (2x) last vs. Nicholls, 3/15/24
Stolen Bases:.....1 (3x) last vs. IND, 5/25/24
CAREER HIGH
Hits:.....3 (5x) last vs. Iowa, 4/27/24
Runs:.....Same
Doubles:.....2 (2x) last vs. Iowa, 4/27/24
Triples:.....Same
Home Runs:.....2 (3x) last vs. Indiana, 5/25/24
RBI:.....5 (3x) last vs. Nicholls, 3/15/24
Stolen Bases:.....1 (5x) last vs. IND, 5/25/24

#6 DYLAN HUFFT

SEASON HIGH

Hits:.....2 (2x) last vs. Nicholls, 3/17/24
Runs:.....1 (4x) last vs. Nicholls, 3/17/24
Doubles:.....
Triples:.....
Home Runs:.....
RBI:.....1 vs. South Alabama, 3/10/24
Stolen Bases:.....1 at Wichita State, 3/12/24
CAREER HIGH
Hits:.....Same
Runs:.....Same
Doubles:.....
Triples:.....
Home Runs:.....
RBI:.....Same
Stolen Bases:.....Same

#9 RHETT STOKES

SEASON HIGH

Hits:.....3 (9x) last vs. Ohio State, 5/24/24
Runs:.....3 (2x) last vs. Omaha, 3/19/24
Doubles:.....2 (3x) last vs. Nicholls, 3/17/24
Triples:.....
Home Runs:.....1 at Creighton, 4/30/24
RBI:.....3 vs. South Alabama, 3/9/24
Stolen Bases:.....1 (2x) last vs. OSU, 4/6/24
CAREER HIGH
Hits:.....Same
Runs:.....Same
Doubles:.....Same
Triples:.....
Home Runs:.....Same
RBI:.....Same
Stolen Bases:.....Same

#10 BEN COLUMBUS

SEASON HIGH

Hits:.....3 (2x) last at Michigan State, 3/16/24
Runs:.....3 vs. Ohio State, 5/24/24
Doubles:.....1 (4x) last at MINN, 5/5/24
Triples:.....
Home Runs:.....1 (7x) last vs. Indiana, 5/25/24
RBI:.....5 at Rutgers, 4/13/24
Stolen Bases:.....1 (2x) last vs. RU, 5/24/23
CAREER HIGH
Hits:.....Same
Runs:.....Same
Doubles:.....2 at Creighton, 5/9/23
Triples:.....
Home Runs:.....Same
RBI:.....Same
Stolen Bases:.....Same

#11 MAX BUETTENBACK

SEASON HIGH

Hits:.....1 at Wichita State, 3/13/24
Runs:.....1 at Wichita State, 3/13/24
Doubles:.....
Triples:.....
Home Runs:.....1 at Wichita State, 3/13/24
RBI:.....1 at Wichita State, 3/13/24
Stolen Bases:.....
CAREER HIGH
Hits:.....Same
Runs:.....Same
Doubles:.....
Triples:.....
Home Runs:.....Same
RBI:.....Same
Stolen Bases:.....

#12 COLE EVANS

SEASON HIGH

Hits:.....4 at Wichita State, 3/12/24
Runs:.....3 (2x) last at MINN, 5/3/24
Doubles:.....1 (11x) last vs. PUR, 5/22/24
Triples:.....
Home Runs:.....1 (5x) last vs. IND, 5/11/24
RBI:.....5 at Kansas, 4/9/24
Stolen Bases:.....2 vs. NMSU, 3/22/24
CAREER HIGH
Hits:.....4 (2x) last at Wichita State, 3/12/24
Runs:.....Same
Doubles:.....2 vs. Illinois State, 3/11/23
Triples:.....
Home Runs:.....2 vs. No. Colorado, 3/8/23
RBI:.....Same
Stolen Bases:.....2 (2x) last vs. NMSU, 3/22/24

#13 WILL JESSKE

SEASON HIGH

Hits:.....2 (2x) last at GCU, 2/24/24
Runs:.....1 (6x) last at Michigan State, 5/18/24
Doubles:.....1 at Grand Canyon, 2/23/24
Triples:.....
Home Runs:.....
RBI:.....2 at Charleston, 3/3/24
Stolen Bases:.....
CAREER HIGH
Hits:.....Same
Runs:.....Same
Doubles:.....Same
Triples:.....
Home Runs:.....
RBI:.....Same
Stolen Bases:.....

#14 CASE SANDERSON

SEASON HIGH

Hits:.....3 (5x) last vs. Purdue, 5/22/24
Runs:.....3 at Rutgers, 4/13/24
Doubles:.....1 (5x) last vs. PUR, 5/22/24
Triples:.....1 at Grand Canyon, 2/22/24
Home Runs:.....1 (2x) last at Rutgers, 4/13/24
RBI:.....3 at Michigan State, 5/17/24
Stolen Bases:.....
CAREER HIGH
Hits:.....Same
Runs:.....Same
Doubles:.....Same
Triples:.....Same
Home Runs:.....Same
RBI:.....Same
Stolen Bases:.....

#15 DYLAN CAREY

SEASON HIGH

Hits:.....3 (3x) last at Minnesota, 5/3/24
Runs:.....3 vs. New Mexico State, 3/22/24
Doubles:.....2 (2x) last at Charleston, 3/3/24
Triples:.....
Home Runs:.....1 (7x) last at MSU, 5/17/24
RBI:.....3 (2x) last at Minnesota, 5/3/24
Stolen Bases:.....1 (2x) last vs. KU, 4/23/24
CAREER HIGH
Hits:.....4 vs. Hawaii, 3/4/23
Runs:.....3 (3x) last vs. NMSU, 3/22/24
Doubles:.....2 (4x) last at Charleston, 3/3/24
Triples:.....1 (2x) last vs. PSU, 5/12/23
Home Runs:.....1 (11x) last at MSU, 5/17/24
RBI:.....4 at Omaha, 4/25/23
Stolen Bases:.....1 (6x) last vs. KU, 4/23/24

#18 GARRETT ANGLIM

SEASON HIGH

Hits:.....3 (2x) last vs. NMSU, 3/22/24
Runs:.....2 (5x) last vs. NMSU, 3/22/24
Doubles:.....2 vs. South Alabama, 3/9/24
Triples:.....
Home Runs:.....1 (2x) last vs. NMSU, 3/22/24
RBI:.....5 vs. New Mexico State, 3/22/24
Stolen Bases:.....1 (6x) last at MINN, 5/4/24
CAREER HIGH
Hits:.....4 at Minnesota, 5/6/22
Runs:.....3 (5x) last vs. Hawaii, 3/4/23
Doubles:.....2 (2x) last vs. USA, 3/9/24
Triples:.....2 at UT Arlington, 3/5/22
Home Runs:.....3 vs. Iowa, 5/1/22
RBI:.....6 vs. Michigan, 3/25/22
Stolen Bases:.....1 (16x) last at MINN, 5/4/24

#21 CLAY BRADFORD

SEASON HIGH

Hits:.....2 at Wichita State, 3/12/24
Runs:.....2 at Charleston, 2/29/24
Doubles:.....1 (4x) last vs. Indiana, 5/25/24
Triples:.....
Home Runs:.....1 (3x) last at Creighton, 4/30/24
RBI:.....3 vs. South Alabama, 3/9/24
Stolen Bases:.....1 (2x) last vs. Maryland, 4/19/24
CAREER HIGH
Hits:.....Same
Runs:.....Same
Doubles:.....Same
Triples:.....
Home Runs:.....Same
RBI:.....Same
Stolen Bases:.....Same

#23 BRYCE HUGHES

SEASON HIGH

Hits:.....
Runs:.....1 (3x) last vs. NMSU, 3/22/24
Doubles:.....
Triples:.....
Home Runs:.....
RBI:.....1 vs. South Alabama, 3/8/24
Stolen Bases:.....1 (2x) last vs. NMSU, 3/23/24
CAREER HIGH
Hits:.....
Runs:.....Same
Doubles:.....
Triples:.....
Home Runs:.....
RBI:.....Same
Stolen Bases:.....Same

#30 WILL WALSH

SEASON HIGH

Hits:.....3 vs. Nicholls, 3/16/24
Runs:.....3 vs. Nicholls, 3/16/24
Doubles:.....1 vs. Nicholls, 3/16/24
Triples:.....
Home Runs:.....1 (5x) last at Rutgers, 4/12/24
RBI:.....5 vs. Nicholls, 3/16/24
Stolen Bases:.....
CAREER HIGH
Hits:.....Same
Runs:.....3 (2x) last vs. Nicholls, 3/16/24
Doubles:.....1 (2x) last vs. Nicholls, 3/16/24
Triples:.....
Home Runs:.....1 (7x) last at Rutgers, 4/12/24
RBI:.....Same
Stolen Bases:.....

#44 GABE SWANSEN

SEASON HIGH

Hits:2 (3x) last vs. SDSU, 5/8/24
Runs:2 (3x) last vs. Indiana, 5/25/24
Doubles:1 (6x) last vs. Penn State, 5/26/24
Triples:
Home Runs:1 (4x) last vs. Indiana, 5/25/24
RBI:6 vs. Ohio State, 5/24/24
Stolen Bases:1 (3x) last vs. SDSU, 5/8/24
CAREER HIGH
Hits:4 vs. Northwestern, 4/16/23
Runs:3 (5x) last vs. Penn State, 5/12/23
Doubles:2 (2x) last vs. NW, 4/16/23
Triples:
Home Runs:2 (2x) last vs. NW, 4/16/23
RBI:6 (2x) last vs. Ohio State, 5/24/24
Stolen Bases:2 vs. Minn., 4/29/23

#55 TYLER STONE

SEASON HIGH

Hits:3 (4x) last vs. Kansas, 4/23/24
Runs:3 vs. South Alabama, 3/10/24
Doubles:1 (8x) last vs. IND, 5/12/24
Triples:
Home Runs:1 (7x) last vs. IND, 5/11/24
RBI:3 (2x) last vs. Iowa, 4/26/24
Stolen Bases:
CAREER HIGH
Hits:Same
Runs:Same
Doubles:1 (9x) last vs. IND, 5/12/24
Triples:
Home Runs:1 (8x) last vs. IND, 5/11/24
RBI:Same
Stolen Bases:Same

#8 EVAN BORST

SEASON HIGH

Innings:1.2 at Wichita State, 3/12/24
Runs:3 at Michigan State, 5/18/24
Earned Runs:2 (3x) last at MSU, 5/18/24
Walks:2 vs. Nicholls, 3/15/24
Strikeouts:4 at Wichita State, 3/12/24
CAREER HIGH
Innings:Same
Runs:Same
Earned Runs:Same
Walks:Same
Strikeouts:Same

#17 HAYDEN LEWIS

SEASON HIGH

Innings:0.1 vs. South Alabama, 3/8/24
Runs:
Earned Runs:
Walks:1 vs. South Alabama, 3/8/24
Strikeouts:1 vs. South Alabama, 3/8/24
CAREER HIGH
Innings:Same
Runs:
Earned Runs:
Walks:Same
Strikeouts:Same

#19 KYLE PERRY

SEASON HIGH

Innings:2.1 at Northwestern, 3/31/24
Runs:3 (3x) last vs. IND, 5/10/24
Earned Runs:3 (2x) last vs. CU, 4/16/24
Walks:1 (3x) last vs. Indiana, 5/25/24
Strikeouts:3 at Northwestern, 3/31/24
CAREER HIGH
Innings:5.0 at UT Arlington, 3/4/22
Runs:5 (4x) last vs. NDSU, 5/3/23
Earned Runs:5 (3x) last at SHSU, 2/18/12
Walks:5 at Sam Houston, 2/18/12
Strikeouts:9 vs. Air Force, 3/20/19

#20 TY HORN

SEASON HIGH

Innings:3.0 (2x) last vs. USA, 3/10/24
Runs:6 (2x) last at Creighton, 4/30/24
Earned Runs:5 at Kansas, 4/9/24
Walks:3 vs. Nicholls, 3/17/24
Strikeouts:4 vs. South Alabama, 3/10/24
CAREER HIGH
Innings:Same
Runs:Same
Earned Runs:Same
Walks:Same
Strikeouts:Same

#24 CALEB CLARK

SEASON HIGH

Innings:4.0 at Grand Canyon, 2/25/24
Runs:8 vs. Ohio State, 5/21/24
Earned Runs:8 vs. Ohio State, 5/21/24
Walks:3 vs. Oklahoma, 2/18/24
Strikeouts:4 (2x) last vs. SDSU, 5/8/24
CAREER HIGH
Innings:4.1 at San Diego, 2/19/23
Runs:8 (2x) last vs. Ohio State, 5/21/24
Earned Runs:8 (2x) last vs. OSU, 5/21/24
Walks:Same
Strikeouts:4 (4x) last vs. SDSU, 5/8/24

#25 DREW CHRISTO

SEASON HIGH

Innings:6.2 at Charleston, 2/29/24
Runs:7 vs. South Alabama, 3/8/24
Earned Runs:7 vs. South Alabama, 3/8/24
Walks:3 (3x) last at Rutgers, 4/14/24
Strikeouts:5 (2x) last vs. IND, 5/25/24
CAREER HIGH
Innings:Same
Runs:Same
Earned Runs:Same
Walks:3 (4x) last at Rutgers, 4/14/24
Strikeouts:8 at Omaha, 4/25/23

#26 KYLE FROELICH

SEASON HIGH

Innings:2.0 (4x) last vs. Indiana, 5/25/24
Runs:4 vs. Indiana, 5/10/24
Earned Runs:2 (3x) last vs. IND, 5/10/24
Walks:2 vs. Indiana, 5/10/24
Strikeouts:2 (5x) last vs. Indiana, 5/25/24
CAREER HIGH
Innings:3.2 vs. Lamar, 3/26/22
Runs:Same
Earned Runs:3 vs. La. Tech, 4/4/23
Walks:2 (3x) last vs. IND, 5/10/24
Strikeouts:4 vs. La. Tech, 4/4/23

#28 BOBBY OLSEN

SEASON HIGH

Innings:1.1 at Wichita State, 3/13/24
Runs:4 vs. Ohio State, 5/21/24
Earned Runs:4 vs. Ohio State, 5/21/24
Walks:2 (2x) last vs. Ohio State, 5/21/24
Strikeouts:2 at Wichita State, 3/13/24
CAREER HIGH
Innings:7.0 at Dartmouth, 3/26/22
Runs:11 at Harvard, 4/2/22
Earned Runs:11 at Harvard, 4/2/22
Walks:6 at Georgia State, 2/25/23
Strikeouts:11 vs. Penn, 4/15/23

#30 WILL WALSH

SEASON HIGH

Innings:9.0 vs. Indiana, 5/25/24
Runs:4 (2x) last vs. Maryland, 4/21/24
Earned Runs:4 vs. Maryland, 4/21/24
Walks:2 (2x) last vs. Iowa, 4/28/24
Strikeouts:9 vs. NDSU, 3/20/24
CAREER HIGH
Innings:9.0 vs. Michigan State, 5/26/23
Runs:5 at Purdue, 5/19/23
Earned Runs:5 at Purdue, 5/19/23
Walks:3 at Iowa, 4/23/23
Strikeouts:11 vs. NDSU, 3/28/23

#32 TUCKER TIMMERMAN

SEASON HIGH

Innings:2.2 at Creighton, 4/2/24
Runs:4 (2x) last vs. Omaha, 3/19/24
Earned Runs:4 (2x) last vs. UNO, 3/19/24
Walks:3 vs. Nicholls, 3/15/24
Strikeouts:4 vs. South Alabama, 3/10/24
CAREER HIGH
Innings:Same
Runs:Same
Earned Runs:Same
Walks:Same
Strikeouts:Same

#33 JACKSON BROCKETT

SEASON HIGH

Innings:9.0 vs. Kansas State, 5/1/24
Runs:4 at Michigan State, 5/18/24
Earned Runs:3 (2x) last vs. OSU, 5/21/24
Walks:2 vs. Indiana, 5/12/24
Strikeouts:12 vs. Kansas State, 5/1/24
CAREER HIGH
Innings:Same
Runs:5 at Maryland, 5/7/23
Earned Runs:5 at Maryland, 5/7/23
Walks:4 at Iowa, 4/22/23
Strikeouts:Same

#34 BRETT SEARS

SEASON HIGH

Innings:9.0 vs. Ohio State, 4/5/24
Runs:5 at Minnesota, 5/3/24
Earned Runs:4 at Minnesota, 5/3/24
Walks:5 vs. Nicholls, 3/16/24
Strikeouts:10 vs. Ohio State, 4/5/24
CAREER HIGH
Innings:Same
Runs:10 vs. Oral Roberts, 4/2/21
Earned Runs:10 vs. Oral Roberts, 4/2/21
Walks:5 (3x) last vs. Nicholls, 3/16/24
Strikeouts:Same

#35 RYAN HARRAHILL

SEASON HIGH

Innings:1.0 at Wichita State, 3/13/24
Runs:4 at Wichita State, 3/13/24
Earned Runs:3 at Wichita State, 3/13/24
Walks:1 at Wichita State, 3/13/24
Strikeouts:2 at Wichita State, 3/13/24
CAREER HIGH
Innings:Same
Runs:Same
Earned Runs:Same
Walks:Same
Strikeouts:Same

#36 GRANT CLEAVINGER

SEASON HIGH

Innings:1.1 vs. Maryland, 4/20/24
Runs:2 vs. NMSU, 3/22/24
Earned Runs:2 vs. NMSU, 3/22/24
Walks:3 vs. NMSU, 3/22/24
Strikeouts:2 (2x) last vs. KU, 4/23/24
CAREER HIGH
Innings:2.0 at USF, 4/7/23
Runs:4 (2x) last vs. ECU, 5/28/23
Earned Runs:3 (4x) last vs. HOU, 5/14/23
Walks:4 vs. ECU, 5/28/23
Strikeouts:5 at Cincinnati, 4/22/23

#42 JALEN WORTHLEY

SEASON HIGH

Innings:3.0 (2x) last vs. Nicholls, 3/16/24
Runs:2 (4x) last vs. Ohio State, 5/24/24
Earned Runs:2 (4x) last vs. OSU, 5/24/24
Walks:2 vs. Texas Tech, 2/17/24
Strikeouts:4 (2x) last at MINN, 5/3/24
CAREER HIGH
Innings:Same
Runs:3 (2x) last at Maryland, 5/7/23
Earned Runs:3 (2x) last at Maryland, 5/7/23
Walks:3 at Maryland, 5/7/23
Strikeouts:Same

#45 CASEY DAISS

SEASON HIGH

Innings:2.0 (3x) last at Minnesota, 5/3/24
Runs:4 vs. SDSU, 5/8/24
Earned Runs:4 vs. SDSU, 5/8/24
Walks:1 (8x) last vs. Indiana, 5/25/24
Strikeouts:2 (3x) last at Creighton, 4/30/24
CAREER HIGH
Innings:Same
Runs:Same
Earned Runs:Same
Walks:Same
Strikeouts:Same

#48 RANS SANDERS

SEASON HIGH

Innings:2.0 vs. Nicholls, 3/17/24
Runs:3 vs. SDSU, 5/8/24
Earned Runs:2 vs. SDSU, 5/8/24
Walks:1 (5x) last vs. SDSU, 5/8/24
Strikeouts:1 (8x) last vs. Iowa, 4/28/24
CAREER HIGH
Innings:3.1 at UCLA, 2/18/23
Runs:5 at UCLA, 2/18/23
Earned Runs:5 at UCLA, 2/18/23
Walks:1 (9x) last vs. SDSU, 5/8/24
Strikeouts:4 (2x) last at NEB, 3/14/23

#51 MASON MCCONNAUGHEY

SEASON HIGH

Innings:7.1 vs. Indiana, 5/11/24
Runs:5 vs. Maryland, 4/20/24
Earned Runs:5 vs. Maryland, 4/20/24
Walks:3 (4x) last vs. Ohio State, 5/24/24
Strikeouts:11 vs. Ohio State, 5/24/24
CAREER HIGH
Innings:Same
Runs:Same
Earned Runs:Same
Walks:Same
Strikeouts:Same

#54 TREY FRAHM

SEASON HIGH

Innings:0.2 (3x) last at Michigan State, 5/18/24
Runs:3 vs. South Alabama, 3/8/24
Earned Runs:3 vs. South Alabama, 3/8/24
Walks:1 (3x) last at MSU, 5/18/24
Strikeouts:1 (2x) last at MSU, 5/18/24
CAREER HIGH
Innings:Same
Runs:Same
Earned Runs:Same
Walks:Same
Strikeouts:Same

Anglim, Garrett

Year	avg	gp-gs	ab	r	h	2b	3b	hr	rbi	tb	slg%	bb	hbp	so	gdp	ob%	sf	sh	sb-att	po	a	e	fld%
2022	.303	49-45	178	28	54	11	4	4	28	85	.478	16	9	40	5	.387	1	0	6-9	67	1	1	.986
2023	.248	33-28	101	24	25	3	1	5	13	45	.446	10	11	40	1	.374	1	1	4-5	32	1	0	1.000
2024	.259	48-27	112	21	29	8	0	2	23	43	.384	13	6	28	4	.361	2	6	6-11	66	4	2	.972
TOTAL	.276	130-100	391	73	108	22	5	11	64	173	.442	39	26	108	10	.376	4	7	16-25	165	6	3	.983

Borst, Evan

Year	avg	gp-gs	ab	r	h	2b	3b	hr	rbi	tb	slg%	bb	hbp	so	gdp	ob%	sf	sh	sb-att	po	a	e	fld%
2024	.000	0-0	0	0	0	0	0	0	0	0	.000	0	0	0	0	.000	0	0	0-0	1	3	0	1.000
TOTAL	.000	0-0	0	0	0	0	0	0	0	0	.000	0	0	0	0	.000	0	0	0-0	1	3	0	1.000

Year	era	w-l	app	qs	cq	sho	sv	ip	h	r	er	bb	so	2b	3b	hr	bf	bavq	wp	hbp	bk	sfa	sha
2024	5.84	2-0	15	0	0	0/0	0	12.1	8	10	8	11	15	3	1	0	59	.182	5	4	0	0	0
TOTAL	5.84	2-0	15	0	0	0/0	0	12.1	8	10	8	11	15	3	1	0	59	.182	5	4	0	0	0

Bradford, Clay

Year	avg	gp-gs	ab	r	h	2b	3b	hr	rbi	tb	slg%	bb	hbp	so	gdp	ob%	sf	sh	sb-att	po	a	e	fld%
2024	.231	28-9	39	11	9	4	0	3	6	22	.564	10	1	17	1	.400	0	0	2-2	3	1	2	.667
TOTAL	.231	28-9	39	11	9	4	0	3	6	22	.564	10	1	17	1	.400	0	0	2-2	3	1	2	.667

Brockett, Jackson

Year	avg	gp-gs	ab	r	h	2b	3b	hr	rbi	tb	slg%	bb	hbp	so	gdp	ob%	sf	sh	sb-att	po	a	e	fld%
2022	.000	0-0	0	0	0	0	0	0	0	0	.000	0	0	0	0	.000	0	0	0-0	2	5	0	1.000
2023	.000	0-0	0	0	0	0	0	0	0	0	.000	0	0	0	0	.000	0	0	0-0	1	4	0	1.000
2024	.000	0-0	0	0	0	0	0	0	0	0	.000	0	0	0	0	.000	0	0	0-0	3	4	2	.778
TOTAL	.000	0-0	0	0	0	0	0	0	0	0	.000	0	0	0	0	.000	0	0	0-0	6	13	2	.905

Year	era	w-l	app	qs	cq	sho	sv	ip	h	r	er	bb	so	2b	3b	hr	bf	bavq	wp	hbp	bk	sfa	sha
2022	5.23	0-1	12	5	0	0/0	0	31.0	28	19	18	15	29	5	2	3	138	.237	5	4	0	1	0
2023	4.65	2-2	16	7	0	0/0	0	40.2	36	24	21	24	35	9	2	1	183	.234	5	2	0	1	2
2024	3.57	3-2	12	6	1	1/0	0	35.1	32	16	14	7	29	8	0	3	145	.241	3	3	0	1	1
TOTAL	4.46	5-5	40	18	1	1/0	0	107.0	96	59	53	46	93	22	4	7	466	.237	13	9	0	3	3

Brumbaugh, Cayden

Year	avg	gp-gs	ab	r	h	2b	3b	hr	rbi	tb	slg%	bb	hbp	so	gdp	ob%	sf	sh	sb-att	po	a	e	fld%
2022*	.318	13-4	22	1	7	0	1	0	1	9	.409	1	0	7	1	.348	0	0	0-0	3	8	1	.917
2024	.309	39-35	136	33	42	11	3	0	19	59	.434	22	0	35	2	.398	3	4	13-16	40	43	2	.976
TOTAL	.309	39-35	136	33	42	11	3	0	19	59	.434	22	0	35	2	.398	3	4	13-16	40	43	2	.976
All*	.310	52-39	158	34	49	11	4	0	20	68	.430	23	0	42	3	.391	3	4	13-16	43	51	3	.969

* Statistics from prior team/school

Buettenback, Max

Year	avg	gp-gs	ab	r	h	2b	3b	hr	rbi	tb	slg%	bb	hbp	so	gdp	ob%	sf	sh	sb-att	po	a	e	fld%
2024	.167	6-1	6	1	1	0	0	1	1	4	.667	1	0	4	0	.286	0	0	0-0	0	0	0	.000
TOTAL	.167	6-1	6	1	1	0	0	1	1	4	.667	1	0	4	0	.286	0	0	0-0	0	0	0	.000

Carey, Dylan

Year	avg	gp-gs	ab	r	h	2b	3b	hr	rbi	tb	slg%	bb	hbp	so	gdp	ob%	sf	sh	sb-att	po	a	e	fld%
2023	.275	53-53	207	33	57	9	2	4	30	82	.396	16	8	49	2	.348	2	7	4-5	33	97	5	.963
2024	.251	58-58	223	29	56	17	0	7	29	94	.422	17	7	59	4	.323	1	3	2-4	80	125	9	.958
TOTAL	.263	111-111	430	62	113	26	2	11	59	176	.409	33	15	108	6	.335	3	10	6-9	113	222	14	.960

Caron, Josh

Year	avg	gp-gs	ab	r	h	2b	3b	hr	rbi	tb	slg%	bb	hbp	so	gdp	ob%	sf	sh	sb-att	po	a	e	fld%
2022	.179	26-22	78	10	14	3	0	0	7	17	.218	11	5	19	3	.316	1	0	1-1	93	13	1	.991
2023	.256	48-48	180	33	46	11	0	7	29	78	.433	19	14	31	4	.366	3	0	1-1	327	29	2	.994
2024	.320	57-56	228	45	73	15	1	16	65	138	.605	23	7	47	7	.398	1	0	3-4	426	44	3	.994
TOTAL	.274	131-126	486	88	133	29	1	23	101	233	.479	53	26	97	14	.372	5	0	5-6	846	86	6	.994

Christo, Drew

Year	avg	gp-gs	ab	r	h	2b	3b	hr	rbi	tb	slg%	bb	hbp	so	gdp	ob%	sf	sh	sb-att	po	a	e	fld%
2023	.000	0-0	0	0	0	0	0	0	0	0	.000	0	0	0	0	.000	0	0	0-0	0	1	1	.500
2024	.000	0-0	0	0	0	0	0	0	0	0	.000	0	0	0	0	.000	0	0	0-0	2	9	0	1.000
TOTAL	.000	0-0	0	0	0	0	0	0	0	0	.000	0	0	0	0	.000	0	0	0-0	2	10	1	.923

Year	era	w-l	app	qs	cq	sho	sv	ip	h	r	er	bb	so	2b	3b	hr	bf	bavg	wp	hbp	bk	sfa	sha
2022	8.44	0-1	5	2	0	0/0	0	5.1	10	12	5	5	5	3	0	3	35	.370	1	2	0	0	0
2023	3.24	1-1	11	1	0	0/0	0	16.2	11	9	6	8	18	2	0	1	75	.190	4	5	0	2	2
2024	4.63	3-3	16	10	0	0/0	1	56.1	48	31	29	18	50	14	1	5	245	.221	12	8	0	0	2
TOTAL	4.60	4-5	32	13	0	0/0	1	78.1	69	52	40	31	73	19	1	9	355	.228	17	15	0	2	4

Clark, Caleb

Year	avg	gp-gs	ab	r	h	2b	3b	hr	rbi	tb	slg%	bb	hbp	so	gdp	ob%	sf	sh	sb-att	po	a	e	fld%
2023	.000	0-0	0	0	0	0	0	0	0	0	.000	0	0	0	0	.000	0	0	0-0	2	4	0	1.000
2024	.000	0-0	0	0	0	0	0	0	0	0	.000	0	0	0	0	.000	0	0	0-0	2	6	2	.800
TOTAL	.000	0-0	0	0	0	0	0	0	0	0	.000	0	0	0	0	.000	0	0	0-0	4	10	2	.875

Year	era	w-l	app	qs	cq	sho	sv	ip	h	r	er	bb	so	2b	3b	hr	bf	bavg	wp	hbp	bk	sfa	sha
2023	13.24	1-1	9	5	0	0/0	0	17.0	30	26	25	11	14	2	3	4	98	.380	1	7	0	1	0
2024	7.92	1-0	17	3	0	0/0	1	30.2	32	28	27	18	32	8	2	4	146	.264	4	5	1	0	2
TOTAL	9.82	2-1	26	8	0	0/0	1	47.2	62	54	52	29	46	10	5	8	244	.310	5	12	1	1	2

Cleavinger, Grant

Year	avg	gp-gs	ab	r	h	2b	3b	hr	rbi	tb	slg%	bb	hbp	so	gdp	ob%	sf	sh	sb-att	po	a	e	fld%
2024	.000	0-0	0	0	0	0	0	0	0	0	.000	0	0	0	0	.000	0	0	0-0	0	1	0	1.000
TOTAL	.000	0-0	0	0	0	0	0	0	0	0	.000	0	0	0	0	.000	0	0	0-0	0	1	0	1.000
All*	.000	0-0	0	0	0	0	0	0	0	0	.000	0	0	0	0	.000	0	0	0-0	0	1	0	1.000

Year	era	w-l	app	qs	cq	sho	sv	ip	h	r	er	bb	so	2b	3b	hr	bf	bavg	wp	hbp	bk	sfa	sha
2023*	10.18	1-1	20	2	0	0/0	0	20.1	23	26	23	24	32	4	0	3	115	99.00	7	5	0	1	0
2024	5.06	0-0	10	0	0	0/0	0	5.1	1	3	3	3	8	0	0	1	21	.063	2	2	0	0	0
TOTAL	5.06	0-0	10	0	0	0/0	0	5.1	1	3	3	3	8	0	0	1	21	.063	2	2	0	0	0

Columbus, Ben

Year	avg	gp-gs	ab	r	h	2b	3b	hr	rbi	tb	slg%	bb	hbp	so	gdp	ob%	sf	sh	sb-att	po	a	e	fld%
2023	.262	47-38	141	24	37	8	0	0	19	45	.319	25	4	40	1	.382	3	3	2-2	269	15	1	.996
2024	.307	41-31	114	19	35	4	0	7	28	60	.526	18	4	32	1	.407	4	2	0-0	170	13	4	.979
TOTAL	.282	88-69	255	43	72	12	0	7	47	105	.412	43	8	72	2	.393	7	5	2-2	439	28	5	.989

Daiss, Casey

Year	avg	gp-gs	ab	r	h	2b	3b	hr	rbi	tb	slg%	bb	hbp	so	gdp	ob%	sf	sh	sb-att	po	a	e	fld%
2024	.000	0-0	0	0	0	0	0	0	0	0	.000	0	0	0	0	.000	0	0	0-0	2	3	0	1.000
TOTAL	.000	0-0	0	0	0	0	0	0	0	0	.000	0	0	0	0	.000	0	0	0-0	2	3	0	1.000

Year	era	w-l	app	qs	cq	sho	sv	ip	h	r	er	bb	so	2b	3b	hr	bf	bavg	wp	hbp	bk	sfa	sha
2024	4.15	0-2	20	0	0	0/0	5	21.2	23	11	10	8	17	5	0	1	96	.274	0	2	0	1	1
TOTAL	4.15	0-2	20	0	0	0/0	5	21.2	23	11	10	8	17	5	0	1	96	.274	0	2	0	1	1

Evans, Cole

Year	avg	gp-gs	ab	r	h	2b	3b	hr	rbi	tb	slg%	bb	hbp	so	gdp	ob%	sf	sh	sb-att	po	a	e	fld%
2020*	.000	8-1	12	0	0	0	0	0	0	0	.000	0	1	7	0	.077	0	0	0-0	2	0	0	1.000
2023	.305	47-41	141	34	43	9	0	4	27	64	.454	22	6	40	3	.415	2	2	9-12	79	0	3	.963
2024	.256	57-48	180	40	46	11	0	5	41	72	.400	27	12	36	4	.378	6	1	8-12	90	3	4	.959
TOTAL	.277	104-89	321	74	89	20	0	9	68	136	.424	49	18	76	7	.394	8	3	17-24	169	3	7	.961
All*	.267	112-90	333	74	89	20	0	9	68	136	.408	49	19	83	7	.384	8	3	17-24	171	3	7	.961

* Statistics from prior team/school

Frahm, Trey

Year	avg	gp-gs	ab	r	h	2b	3b	hr	rbi	tb	slg%	bb	hbp	so	gdp	ob%	sf	sh	sb-att	po	a	e	fld%
2024	10.12	0-0	5	0	0	0/0	0	2.2	2	3	3	3	2	1	0	0	0	13	.200	1	0	0	0
TOTAL	10.12	0-0	5	0	0	0/0	0	2.2	2	3	3	3	2	1	0	0	0	13	.200	1	0	0	0

Froehlich, Kyle

Year	avg	gp-gs	ab	r	h	2b	3b	hr	rbi	tb	slg%	bb	hbp	so	gdp	ob%	sf	sh	sb-att	po	a	e	fld%
2024	.000	0-0	0	0	0	0	0	0	0	0	.000	0	0	0	0	.000	0	0	0-0	1	2	1	.750
TOTAL	.000	0-0	0	0	0	0	0	0	0	0	.000	0	0	0	0	.000	0	0	0-0	1	2	1	.750
All*	.000	0-0	0	0	0	0	0	0	0	0	.000	0	0	0	0	.000	0	0	0-0	1	2	1	.750

Year	era	w-l	app	gs	cq	sho	sv	ip	h	r	er	bb	so	2b	3b	hr	bf	bavg	wp	hbp	bk	sfa	sha
2023*	2.70	4-3	23	0	0	0/0	7	36.2	35	14	11	7	35	6	0	2	155	99.00	4	3	0	1	2
2024	4.87	1-1	19	0	0	0/0	0	20.1	23	13	11	5	20	3	1	4	91	.280	0	2	0	2	0
TOTAL	4.87	1-1	19	0	0	0/0	0	20.1	23	13	11	5	20	3	1	4	91	.280	0	2	0	2	0
All*	3.47	5-4	42	0	0	0/0	7	57.0	58	27	22	12	55	9	1	6	246	.707	4	5	0	3	2

* Statistics from prior team/school

Harrahill, Ryan

Year	avg	gp-gs	ab	r	h	2b	3b	hr	rbi	tb	slg%	bb	hbp	so	gdp	ob%	sf	sh	sb-att	po	a	e	fld%
2024	27.00	0-1	1	1	0	0/0	0	1.0	4	4	3	1	2	0	1	0	9	.500	0	0	0	0	0
TOTAL	27.00	0-1	1	1	0	0/0	0	1.0	4	4	3	1	2	0	1	0	9	.500	0	0	0	0	0

Horn, Ty

Year	avg	gp-gs	ab	r	h	2b	3b	hr	rbi	tb	slg%	bb	hbp	so	gdp	ob%	sf	sh	sb-att	po	a	e	fld%
2024	.000	0-0	0	0	0	0	0	0	0	0	.000	0	0	0	0	.000	0	0	0-0	0	2	0	1.000
TOTAL	.000	0-0	0	0	0	0	0	0	0	0	.000	0	0	0	0	.000	0	0	0-0	0	2	0	1.000

Year	era	w-l	app	gs	cq	sho	sv	ip	h	r	er	bb	so	2b	3b	hr	bf	bavg	wp	hbp	bk	sfa	sha
2024	6.20	1-1	12	4	0	0/0	1	20.1	29	25	14	8	17	5	1	3	104	.315	2	2	0	1	1
TOTAL	6.20	1-1	12	4	0	0/0	1	20.1	29	25	14	8	17	5	1	3	104	.315	2	2	0	1	1

Hufft, Dylan

Year	avg	gp-gs	ab	r	h	2b	3b	hr	rbi	tb	slg%	bb	hbp	so	gdp	ob%	sf	sh	sb-att	po	a	e	fld%
2024	.278	21-5	18	4	5	0	0	0	1	5	.278	6	1	7	0	.480	0	1	1-1	16	21	0	1.000
TOTAL	.278	21-5	18	4	5	0	0	0	1	5	.278	6	1	7	0	.480	0	1	1-1	16	21	0	1.000

Hughes, Bryce

Year	avg	gp-gs	ab	r	h	2b	3b	hr	rbi	tb	slg%	bb	hbp	so	gdp	ob%	sf	sh	sb-att	po	a	e	fld%
2024	.000	12-0	2	3	0	0	0	0	1	0	.000	0	0	0	0	.000	0	0	2-2	0	2	0	1.000
TOTAL	.000	12-0	2	3	0	0	0	0	1	0	.000	0	0	0	0	.000	0	0	2-2	0	2	0	1.000

Jesske, Will

Year	avg	gp-gs	ab	r	h	2b	3b	hr	rbi	tb	slg%	bb	hbp	so	gdp	ob%	sf	sh	sb-att	po	a	e	fld%
2024	.280	19-4	25	6	7	1	0	0	4	8	.320	3	0	3	0	.357	0	0	0-0	3	4	1	.875
TOTAL	.280	19-4	25	6	7	1	0	0	4	8	.320	3	0	3	0	.357	0	0	0-0	3	4	1	.875

Lewis, Hayden

Year	avg	gp-gs	ab	r	h	2b	3b	hr	rbi	tb	slg%	bb	hbp	so	gdp	ob%	sf	sh	sb-att	po	a	e	fld%
2024	.000	1-0	1	0	0	0	0	0	0	0	.000	0	0	0	0	.000	0	0	0-0	0	0	0	.000
TOTAL	.000	1-0	1	0	0	0	0	0	0	0	.000	0	0	0	0	.000	0	0	0-0	0	0	0	.000

Year	era	w-l	app	gs	cq	sho	sv	ip	h	r	er	bb	so	2b	3b	hr	bf	bavg	wp	hbp	bk	sfa	sha
2024	0.00	0-0	1	0	0	0/0	0	0.1	1	0	0	1	1	0	0	0	3	.500	0	0	0	0	0
TOTAL	0.00	0-0	1	0	0	0/0	0	0.1	1	0	0	1	1	0	0	0	3	.500	0	0	0	0	0

McConnaughey, Mason

Year	avg	gp-gs	ab	r	h	2b	3b	hr	rbi	tb	slg%	bb	hbp	so	gdp	ob%	sf	sh	sb-att	po	a	e	fld%
2024	.000	0-0	0	0	0	0	0	0	0	0	.000	0	0	0	0	.000	0	0	0-0	3	5	1	.889
TOTAL	.000	0-0	0	0	0	0	0	0	0	0	.000	0	0	0	0	.000	0	0	0-0	3	5	1	.889

Year	era	w-l	app	gs	cq	sho	sv	ip	h	r	er	bb	so	2b	3b	hr	bf	bavg	wp	hbp	bk	sfa	sha
2024	3.09	8-3	16	10	0	0/0	0	67.0	60	26	23	23	81	10	0	6	280	.242	6	5	0	1	3
TOTAL	3.09	8-3	16	10	0	0/0	0	67.0	60	26	23	23	81	10	0	6	280	.242	6	5	0	1	3

Olsen, Bobby

Year	avg	gp-gs	ab	r	h	2b	3b	hr	rbi	tb	slg%	bb	hbp	so	gdp	ob%	sf	sh	sb-att	po	a	e	fld%
2020*	.000	3-1	0	0	0	0	0	0	0	0	.000	0	0	0	0	.000	0	0	0-0	0	0	0	.000
2022*	.000	13-10	0	0	0	0	0	0	0	0	.000	0	0	0	0	.000	0	0	0-0	0	0	0	.000
2023*	.000	12-6	0	0	0	0	0	0	0	0	.000	0	0	0	0	.000	0	0	0-0	0	0	0	.000
2024	.000	0-0	0	0	0	0	0	0	0	0	.000	0	0	0	0	.000	0	0	0-0	0	1	1	.500
TOTAL	.000	0-0	0	0	0	0	0	0	0	0	.000	0	0	0	0	.000	0	0	0-0	0	1	1	.500
All*	.000	28-17	0	0	0	0	0	0	0	0	.000	0	0	0	0	.000	0	0	0-0	0	1	1	.500

Year	era	w-l	app	gs	cq	sho	sv	ip	h	r	er	bb	so	2b	3b	hr	bf	bavg	wp	hbp	bk	sfa	sha
2020*	11.37	0-1	3	1	0	0/0	0	6.1	7	9	8	7	3	2	0	0	34	99.00	2	1	0	1	0
2022*	5.83	0-4	13	10	0	0/0	0	58.2	68	43	38	19	48	18	2	5	274	99.00	7	13	0	1	4
2023*	4.44	3-4	12	6	0	0/0	1	46.2	41	26	23	25	56	10	0	5	210	99.00	7	7	0	6	2
2024	10.80	0-0	13	0	0	0/0	0	8.1	11	10	10	6	9	1	0	1	46	.314	2	5	0	0	0
TOTAL	10.80	0-0	13	0	0	0/0	0	8.1	11	10	10	6	9	1	0	1	46	.314	2	5	0	0	0
All*	5.93	3-9	41	17	0	0/0	1	120.0	127	88	79	57	116	31	2	11	564	3.629	18	26	0	8	6

* Statistics from prior team/school

Overbeek, Joshua

Year	avg	gp-gs	ab	r	h	2b	3b	hr	rbi	tb	slg%	bb	hbp	so	gdp	ob%	sf	sh	sb-att	po	a	e	fld%
2022*	.200	21-6	35	8	7	0	0	1	2	10	.286	8	0	11	0	.341	1	0	0-0	15	2	1	.944
2024	.281	48-46	171	38	48	9	0	5	25	72	.421	28	7	49	0	.403	0	1	16-19	26	79	5	.955
TOTAL	.281	48-46	171	38	48	9	0	5	25	72	.421	28	7	49	0	.403	0	1	16-19	26	79	5	.955
All*	.267	69-52	206	46	55	9	0	6	27	82	.398	36	7	60	0	.392	1	1	16-19	41	81	6	.953

* Statistics from prior team/school

Perry, Kyle

Year	avg	gp-gs	ab	r	h	2b	3b	hr	rbi	tb	slg%	bb	hbp	so	gdp	ob%	sf	sh	sb-att	po	a	e	fld%
2019	.000	2-2	0	0	0	0	0	0	0	0	.000	0	0	0	0	.000	0	0	0-0	1	2	1	.750
2020	.000	0-0	0	0	0	0	0	0	0	0	.000	0	0	0	0	.000	0	0	0-0	1	1	0	1.000
2022	.000	0-0	0	0	0	0	0	0	0	0	.000	0	0	0	0	.000	0	0	0-0	0	1	0	1.000
2023	.000	0-0	0	0	0	0	0	0	0	0	.000	0	0	0	0	.000	0	0	0-0	2	7	1	.900
2024	.000	0-0	0	0	0	0	0	0	0	0	.000	0	0	0	0	.000	0	0	0-0	5	1	0	1.000
TOTAL	.000	2-2	0	0	0	0	0	0	0	0	.000	0	0	0	0	.000	0	0	0-0	9	12	2	.913

Year	era	w-l	app	gs	cq	sho	sv	ip	h	r	er	bb	so	2b	3b	hr	bf	bavg	wp	hbp	bk	sfa	sha
2019	5.47	2-1	11	7	0	0/1	0	26.1	29	16	16	18	29	7	1	2	129	.282	2	6	1	1	1
2020	5.06	1-0	4	1	0	0/0	0	10.2	7	6	6	2	11	3	0	1	41	.179	0	0	0	0	0
2021	3.48	2-0	4	4	0	0/1	0	10.1	7	5	4	4	15	1	0	0	42	.184	1	0	0	0	0
2022	6.75	0-2	5	4	0	0/0	0	14.2	16	11	11	10	17	4	0	2	72	.276	1	3	0	0	1
2023	5.46	1-1	19	2	0	0/1	3	31.1	31	23	19	11	29	5	1	6	144	.261	3	6	0	3	5
2024	5.59	1-2	24	0	0	0/0	3	19.1	22	13	12	3	18	4	0	2	85	.275	1	2	0	0	0
TOTAL	5.43	7-6	67	18	0	0/3	6	112.2	112	74	68	48	119	24	2	13	513	.256	8	17	1	4	7

Sanders, Rans

Year	avg	gp-gs	ab	r	h	2b	3b	hr	rbi	tb	slg%	bb	hbp	so	gdp	ob%	sf	sh	sb-att	po	a	e	fld%
2024	.000	0-0	0	0	0	0	0	0	0	0	.000	0	0	0	0	.000	0	0	0-0	2	3	1	.833
TOTAL	.000	0-0	0	0	0	0	0	0	0	0	.000	0	0	0	0	.000	0	0	0-0	2	3	1	.833
All*	.000	0-0	0	0	0	0	0	0	0	0	.000	0	0	0	0	.000	0	0	0-0	2	3	1	.833

Year	era	w-l	app	gs	cq	sho	sv	ip	h	r	er	bb	so	2b	3b	hr	bf	bavg	wp	hbp	bk	sfa	sha
2023*	3.80	2-1	13	0	0	0/0	4	23.2	27	11	10	4	25	5	1	2	105	99.00	0	2	0	1	0
2024	3.86	0-1	18	0	0	0/0	2	14.0	10	8	6	5	9	1	0	3	56	.200	1	1	0	0	0
TOTAL	3.86	0-1	18	0	0	0/0	2	14.0	10	8	6	5	9	1	0	3	56	.200	1	1	0	0	0
All*	3.82	2-2	31	0	0	0/0	6	37.2	37	19	16	9	34	6	1	5	161	.740	1	3	0	1	0

* Statistics from prior team/school

Sanderson, Case

Year	avg	gp-gs	ab	r	h	2b	3b	hr	rbi	tb	slg%	bb	hbp	so	gdp	ob%	sf	sh	sb-att	po	a	e	fld%
2024	.340	51-40	141	24	48	5	1	2	22	61	.433	28	9	39	3	.472	2	0	0-3	40	1	2	.953
TOTAL	.340	51-40	141	24	48	5	1	2	22	61	.433	28	9	39	3	.472	2	0	0-3	40	1	2	.953

Sears, Brett

Year	avg	gp-gs	ab	r	h	2b	3b	hr	rbi	tb	slg%	bb	hbp	so	gdp	ob%	sf	sh	sb-att	po	a	e	fld%
2023	.000	0-0	0	0	0	0	0	0	0	0	.000	0	0	0	0	.000	0	0	0-0	3	1	0	1.000
2024	.000	0-0	0	0	0	0	0	0	0	0	.000	0	0	0	0	.000	0	0	0-0	4	11	0	1.000
TOTAL	.000	0-0	0	0	0	0	0	0	0	0	.000	0	0	0	0	.000	0	0	0-0	7	12	0	1.000
All*	.000	0-0	0	0	0	0	0	0	0	0	.000	0	0	0	0	.000	0	0	0-0	7	12	0	1.000

Year	era	w-l	app	gs	cq	sho	sv	ip	h	r	er	bb	so	2b	3b	hr	bf	bavg	wp	hbp	bk	sfa	sha
2020*	12.27	0-1	3	2	0	0/0	0	7.1	13	10	10	6	6	3	0	1	45	99.00	1	6	0	0	1
2021*	5.91	2-4	8	8	1	1/0	0	42.2	52	32	28	22	25	17	0	2	202	99.00	2	3	1	2	2
2023	5.29	0-0	11	0	0	0/0	0	17.0	23	10	10	4	23	6	0	3	79	.324	3	3	0	1	0
2024	2.00	9-0	16	15	1	1/1	1	99.0	62	26	22	18	97	11	1	8	382	.176	1	8	1	2	1
TOTAL	2.48	9-0	27	15	1	1/1	1	116.0	85	36	32	22	120	17	1	11	461	.200	4	11	1	3	1
All*	3.80	11-5	38	25	2	2/1	1	166.0	150	78	70	50	151	37	1	14	708	.354	7	20	2	5	4

* Statistics from prior team/school

Silva, Riley

Year	avg	gp-gs	ab	r	h	2b	3b	hr	rbi	tb	slg%	bb	hbp	so	gdp	ob%	sf	sh	sb-att	po	a	e	fld%
2024	.266	58-58	192	50	51	5	2	0	20	60	.313	24	26	32	2	.416	1	16	31-34	155	1	1	.994
TOTAL	.266	58-58	192	50	51	5	2	0	20	60	.313	24	26	32	2	.416	1	16	31-34	155	1	1	.994

Stokes, Rhett

Year	avg	gp-gs	ab	r	h	2b	3b	hr	rbi	tb	slg%	bb	hbp	so	gdp	ob%	sf	sh	sb-att	po	a	e	fld%
2024	.353	50-40	139	29	49	14	0	1	17	66	.475	10	2	31	1	.401	1	6	4-7	52	104	5	.969
TOTAL	.353	50-40	139	29	49	14	0	1	17	66	.475	10	2	31	1	.401	1	6	4-7	52	104	5	.969

Stone, Tyler

Year	avg	gp-gs	ab	r	h	2b	3b	hr	rbi	tb	slg%	bb	hbp	so	gdp	ob%	sf	sh	sb-att	po	a	e	fld%
2021*	.208	21-11	48	4	10	3	0	1	4	16	.333	2	0	23	0	.240	0	0	0-0	76	3	3	.963
2024	.297	51-42	158	27	47	8	0	8	33	79	.500	29	1	48	3	.403	3	0	0-1	271	15	4	.986
TOTAL	.297	51-42	158	27	47	8	0	8	33	79	.500	29	1	48	3	.403	3	0	0-1	271	15	4	.986
All*	.277	72-53	206	31	57	11	0	9	37	95	.461	31	1	71	3	.369	3	0	0-1	347	18	7	.981

* Statistics from prior team/school

Swansen, Gabe

Year	avg	gp-gs	ab	r	h	2b	3b	hr	rbi	tb	slg%	bb	hbp	so	gdp	ob%	sf	sh	sb-att	po	a	e	fld%
2022	.154	20-9	39	6	6	1	0	1	6	10	.256	5	1	9	2	.267	0	0	0-0	3	0	1	.750
2023	.291	52-49	179	45	52	11	0	18	57	117	.654	24	15	43	3	.410	4	0	3-5	81	1	1	.988
2024	.306	31-22	85	11	26	6	0	4	16	44	.518	6	3	23	0	.368	1	1	3-4	38	0	0	1.000
TOTAL	.277	103-80	303	62	84	18	0	23	79	171	.564	35	19	75	5	.381	5	1	6-9	122	1	2	.984

Timmerman, Tucker

Year	avg	gp-gs	ab	r	h	2b	3b	hr	rbi	tb	slg%	bb	hbp	so	gdp	ob%	sf	sh	sb-att	po	a	e	fld%
2024	.000	0-0	0	0	0	0	0	0	0	0	.000	0	0	0	0	.000	0	0	0-0	2	4	1	.857
TOTAL	.000	0-0	0	0	0	0	0	0	0	0	.000	0	0	0	0	.000	0	0	0-0	2	4	1	.857

Year	era	w-l	app	gs	cq	sho	sv	ip	h	r	er	bb	so	2b	3b	hr	bf	bavg	wp	hbp	bk	sfa	sha
2024	8.10	2-0	15	0	0	0/0	1	16.2	21	15	15	14	18	3	0	3	85	.313	2	3	0	1	0
TOTAL	8.10	2-0	15	0	0	0/0	1	16.2	21	15	15	14	18	3	0	3	85	.313	2	3	0	1	0

Walsh, Will

Year	avg	gp-gs	ab	r	h	2b	3b	hr	rbi	tb	slg%	bb	hbp	so	gdp	ob%	sf	sh	sb-att	po	a	e	fld%
2022	.000	2-0	2	0	0	0	0	0	0	0	.000	0	0	2	0	.000	0	0	0-0	0	0	0	.000
2023	.176	17-9	34	5	6	1	0	2	4	13	.382	3	2	12	0	.282	0	0	0-0	67	13	1	.988
2024	.235	14-9	34	8	8	1	0	5	14	24	.706	3	2	11	1	.333	0	0	0-0	60	17	1	.987
TOTAL	.200	33-18	70	13	14	2	0	7	18	37	.529	6	4	25	1	.300	0	0	0-0	127	30	2	.987

Year	era	w-l	app	gs	cq	sho	sv	ip	h	r	er	bb	so	2b	3b	hr	bf	bavg	wp	hbp	bk	sfa	sha
2022	13.50	0-0	1	0	0	0/0	0	0.2	3	1	1	0	1	0	0	0	5	.600	1	0	0	0	0
2023	4.24	5-3	15	8	1	1/0	0	51.0	46	26	24	8	44	4	2	6	206	.241	4	4	0	2	1
2024	5.06	5-4	14	10	1	0/0	0	58.2	69	36	33	10	43	13	1	10	259	.296	4	8	0	3	5
TOTAL	4.73	10-7	30	18	2	1/0	0	110.1	118	63	58	18	88	17	3	16	470	.275	9	12	0	5	6

Worthley, Jalen

Year	avg	gp-gs	ab	r	h	2b	3b	hr	rbi	tb	slg%	bb	hbp	so	gdp	ob%	sf	sh	sb-att	po	a	e	fld%
2023	.000	0-0	0	0	0	0	0	0	0	0	.000	0	0	0	0	.000	0	0	0-0	0	3	0	1.000
2024	.000	0-0	0	0	0	0	0	0	0	0	.000	0	0	0	0	.000	0	0	0-0	1	7	0	1.000
TOTAL	.000	0-0	0	0	0	0	0	0	0	0	.000	0	0	0	0	.000	0	0	0-0	1	10	0	1.000

Year	era	w-l	app	gs	cq	sho	sv	ip	h	r	er	bb	so	2b	3b	hr	bf	bavg	wp	hbp	bk	sfa	sha
2023	8.10	0-0	10	0	0	0/1	0	10.0	14	9	9	7	8	0	0	1	53	.333	1	3	0	1	0
2024	3.94	3-0	21	0	0	0/1	4	32.0	27	14	14	8	31	4	0	5	132	.227	3	1	0	0	4
TOTAL	4.93	3-0	31	0	0	0/2	4	42.0	41	23	23	15	39	4	0	6	185	.255	4	4	0	1	4

LAST TIME A NEBRASKA HITTER HAD...

Five Consecutive 3-Hit Games at Hawks Field:Rhett Stokes (2024)
 4 Hits in a Game:Gabe Swansen (4) vs. Indiana (5/25/24)
 Consecutive 4-Hit Games: Ben Miller (4 & 4) vs. Maryland (4/8-9/17)
 5 Hits in a Game: Gunner Hellstrom (5) at Rutgers (4/21/18)
 6 Hits in a Game: Steve Edlefsen (6) vs. Iowa (4/11/06)

 2 Hits in an Inning: Josh Caron (2B/HR) vs. Minnesota (4/29/23)
 2 Extra-Base Hits in an Inning: Josh Caron (2B/HR) vs. Minnesota (4/29/23)

 7 At Bats in a Game: C. Chick/G. Everitt/M. Anderson (7) at Minnesota (5/7/22)
 8 At Bats in a Game: DJ Belfonte (8) at UL-Lafayette (15 inn.) (2/20/08)
 9 At Bats in a Game: P. Kelly/C. Christensen (9) vs. Northwestern (16 inn.) (3/29/13)

 4 Runs in a Game: Cam Chick (4) at Ohio State (4/3/22)
 5 Runs in a Game: Steve Edlefsen at Iowa (4/11/06)
 6 Runs in a Game: Craig Moore vs. Chicago State (3/16/99)

 3 Doubles in a Game: Casey Burnham (3) vs. Vanderbilt (3/3/23)

 2 Triples in a Game: Garrett Anglim (2) at UT Arlington (3/5/22)
 2 Triples in Consecutive Games: Blake Headley vs. Northern Colo. (3/10-11/15)

 2 HRs in a Game: Josh Caron vs. Indiana (5/25/24)
 3 HRs in a Game: Garrett Anglim vs. Iowa (DH 1) (5/1/22)
 2 HRs in an Inning: C. Ledbetter/B. Fusilier vs. SDSU (4th inn.) (3/13/05)
 HRs in Consecutive At Bats: Gabe Swansen vs. Northwestern (2) (4/16/23)
 HRs in Consecutive Innings: ...Gabe Swansen vs. Northwestern (6th, 7th) (4/16/23)
 Grand Slam: Cole Evans at Kansas (4/9/24)
 A Pinch-Hit Home Run: Max Buettenback at Wichita State (3/13/24)
 An Inside-the-Park Home Run: ...Max Buettenback at Wichita State (3/13/24)
 An Inside-the-Park Grand Slam: Jaxon Hallmark at Kansas State (4/2/19)
 Led Off Game with Home Run (Away): Brice Matthews at Creighton (5/9/23)
 Led Off Game with Home Run (Home): Brice Matthews vs. Illinois (3/25/23)
 A Walk-Off Home Run to Win a Game: ...Cole Evans vs. Indiana (5/11/24)
 Had a Homer and a Win, Same Game: Ben Miller vs. Creighton (4/4/17)
 Homered in First Career At-Bat: Max Anderson vs. Purdue (3/5/21)
 Homered in First Career Game: Max Anderson vs. Purdue (3/5/21)
 Freshman Homered in First Career Game: ...Max Anderson vs. Purdue (3/5/21)
 Back-to-Back Multi-HR Games: Scott Schreiber vs. Penn State & at Creighton (5/15-17/16)
 Homered in Three-Straight Games: Josh Caron (3) (vs. Indiana (2)/Penn State) (5/25-26/24)

 Hit For the Cycle: Steve Edlefsen at Iowa (4/11/06)

 6 RBI in a Game: Gabe Swansen vs. Northwestern (4/16/23)
 7 RBI in a Game: Josh Scheffert (7) at Ohio State (4/15/12)
 8 RBI in a Game: Adam Bailey (8) vs. Creighton (5/18/10)
 9 or more RBI in a Game: Craig Moore (10) vs. Chicago State (3/16/99)

 10 or More Total Bases: Max Anderson (10) vs. Minnesota, (4/29/23)

 4 Walks in a Game: Josh Caron (4) vs. Indiana (5/11/24)
 5 Walks in a Game: Cam Chick at Ohio State (4/3/22)

 5 Strikeouts in a Game: Kurt Farmer vs. UCLA (3/5/11)

 3 Stolen Bases: Jaxon Hallmark (3) at Rutgers (5/9/21)
 4 Stolen Bases: John Cole vs. Texas-San Antonio (2/26/00)
 Stole Home: Dylan Carey at Grand Canyon (2/25/24)
 3 HBP in a Game: Riley Silva (3) at Grand Canyon (2/22/24)

 4 Sacrifice Bunts in Game: Andrew Sawyers vs. Kansas State, April 4, 1998 (NCAA Record)

LAST TIME A NEBRASKA PITCHER HAD...

An Individual No-Hitter - 9 Innings: Jackson Brockett vs. K-State (5/1/24)
 An Individual No-Hitter - 7 Innings: Anthony Kelley vs. Oklahoma (4/5/81)
 Note: Nate Fisher pitched 8.0 no-hit innings on March 9, 2019 at Baylor (not complete game)

 A Combined No-Hitter: K. Kubat (5.0), T. Niederklein (2.1), D. Vogt (1.2) vs. Arkansas (4/16/13)

 A 2-Hit Game (individual): Brett Sears vs. Ohio State (4/5/24)
 A 1-Hit Game (individual): . Michael Mariot vs. Houston Baptist (Game 2) (3/13/10)
 A 1-Hit Game (combined): .Koty Frank (6.2), Tyler Martin (1.1), Braxton Bragg (1.0) vs. BYU (4/14/22)

 Picked off Two Base Runners in an Inning: Aaron Bummer at The Citadel (3/1/14)

 A Complete Game - 9 innings: Will Walsh vs. Indiana (5/25/24)
 A Complete Game - less than 9 inn.: Emmett Olson vs. Nicholls (7 Inn.) (3/17/23)
 A Complete Game by a Freshman: Matt Waldron (9 inn.) vs. Penn State (5/14/16)
 A Complete Game by a Freshman - 9 inn.: Matt Waldron vs. Penn State (5/14/16)
 Consecutive Complete Games - 9 inn.: . C. DeLeon vs. Ohio State & Minn. (4/4-12/14)

 A Complete-Game Shutout - 9 Inn.: Jackson Brockett vs. Kansas State (5/1/24)
 A Complete-Game Shutout - less than 9 inn.: Tom Lemke (7 inn.) vs. Oklahoma (3/28/10)
 Consecutive Shutouts: Shane Komine vs. Iowa State & at Texas (4/28-5/6/00)
 A Complete-Game Shutout by a Freshman: Matt Waldron vs. Penn State (5/14/16)

 Immaculate Inning: Cade Povich vs. Michigan (1st Inning) (5/28/21)
 A Three-Pitch Inning: Colton Howell vs. Northwestern (4/19/14)

 Hit 4 or More Batters in a Game: Matt Freeman (4) vs. No. Colorado (3/24/09)
 Hit 5 or More Batters in a Game: Shane Komine (5) vs. Nicholls State (2/19/99)

 10 Strikeouts in a Game: .. Mason McConnaughey (11) vs. Ohio State (5/24/24)
 10+ Strikeouts in a Game: Mason McConnaughey (11) vs. Ohio State (5/24/24)
 15+ Strikeouts in a Game: Joba Chamberlain (15) vs. New Mexico (2/25/05)

 Struck out 4 Batters in an Inning: Michael Mariot (6th inn.) vs. Texas A&M (4/30/10)

 Lost a Game Without Giving Up an Earned Run: Shay Schanaman vs. BYU (4/15/22)

LAST TIME NEBRASKA HAD...

25+ Runs:..... 50 vs. Chicago State (3/16/99)
 20+ Runs:..... 21 at UC Riverside (2/15/99)
 10 Runs in an Inning:..... 11 at Baylor (1st) (2/14/20)
 20+ Hits:..... 20 vs. Northwestern (4/16/23)
 Every Husker Starter Had a Hit:..... vs. Nicholls (3/17/24)
 Every Husker Starter Scored a Run:..... vs. Northern Colorado (3/8/23)
 Every Husker Starter Had a Hit and Scored a Run:.. vs. No. Colorado (3/8/23)
 0 Strikeouts on Offense:..... vs. UNLV (3/30/14)
 0 Walks on Offense:..... vs. TCU (2/27/22)
 10+ Doubles:..... vs. Creighton (11) (5/18/10)
 9+ Doubles:..... vs. Creighton (11) (5/18/10)
 8+ Doubles:..... vs. Vanderbilt (8) (3/3/23)
 7+ Doubles:..... vs. Vanderbilt (8) (3/3/23)
 3 Consecutive Doubles:..... M. Waldron, J. Acker, M. Hagge at Cal Poly (3/25/17)
 3 Triples:..... at UT Arlington (3) (3/5/22)
 9 HRs:..... vs. Chicago State, March 16, 1999
 7 HRs:..... vs. Northwestern (4/16/23)
 6 HRs:..... vs. Northwestern (4/16/23)
 5 HRs:..... vs. Northwestern (4/16/23)
 Back-to-Back Homers:..... B. Columbus/D. Carey (8th inn.) at Rutgers (4/13/24)
 3 Consecutive Homers:..... J. Dalton/D. Erstad/D. Dukart vs. Iowa State (5/15/94)
 2 Homers in an Inning:..... C. Bradford/R. Stokes (4th inn.) at Creighton (4/30/24)
 3 Homers in an Inning: M. Anderson/G. Swansen/E. Cervantes (3rd inn.) at Maryland (5/6/23)
 3 Triples:..... at UT Arlington (3) (3/5/22)
 2 Grand Slams in a Game:..... Dan Wright/Jeff Leise vs. Western Illinois (4/19/00)
 Grand Slams in Back-to-Back Games:..... M. Anderson/L. Sartori at Ohio State (4/2-3/22)
 10+ Stolen Bases:..... 10 vs. Peru State (5/6/96)
 7+ Stolen Bases:..... 7 vs. Kansas State (4/26/22)
 Rallied from a 10-run deficit:..... vs. North Dakota (Trailed 10-0, won 11-10) (3/30/10)
 Rallied from a deficit of 7 runs/greater:..... vs. Ohio State (Trailed 9-2, won 11-9) (5/22/21)
 Rallied from a deficit of 6 runs/greater:..... vs. Ohio State (Trailed 9-2, won 11-9) (5/22/21)
 Rallied from a deficit of 5 runs/greater: vs. South Alabama(Trailed 6-1, won 12-7) (3/10/24)
 Was shut out – General:..... at Iowa (8-0) (4/22/23)
 Was shut out – At Home:..... vs. Iowa (1-0) (4/29/22)
 Was shut out – On the Road:..... at Iowa (8-0) (4/22/23)
 Held to 2 or fewer hits:..... 2 vs. Iowa (4/28/24)
 Swept a Conference Series:..... at Northwestern (3-0) (3/29-31/24)
 Were Swept in a Conference Series:..... at Iowa (3-0) (4/21-23/23)
 Were Swept in a Conference Series at Home: Rutgers (0-3), April 8-10, 2022
 Allowed 2 hits or less:..... vs. Kansas State (0) (5/1/24)
 Walked 10+:..... at Maryland (11) (5/7/23)
 Walked 15+:..... Wichita State (17) (3/18/16)
 Struck out 15+ Batters:..... vs. South Alabama (16 in 9 inn.) (3/10/24)
 Struck out 30+ in a 3-Game Series:..... vs. Ohio State (30) (4/5-7/24)
 Walk-Off Win:..... Cole Evans, 5-2 vs. Indiana (10 inn.) (5/11/24)
 2-Straight Walk-Off Wins:..... Pat Kelly (Illinois) & Tanner Lubach (Ohio St.) (3/17-21/14)
 2-Straight Complete Games:..... Chance Sinclair & Aaron Bummer (Ohio State) (4/4-5/14)
 3-Straight Complete Games:..... C. DeLeon, C. Sinclair & A. Bummer (Ohio St.), (4/4-6/14)
 A Player Ejection:..... Michael Pritchard vs. UC Irvine (DH 1) (3/15/14)
 A Head Coach Ejection:..... Will Bolt at Kansas (4/9/24)
 An Assistant Coach Ejection:..... Eric Newman vs. Kansas (4/20/08)
 Turned a Triple Play:..... vs. Northern Colorado (3/27/07)
 Had a Triple Play Turned Against:..... vs. Michigan State (5/13/17)
 7 Errors in a Game:..... vs. Kansas State (3/11/97)
 6 Errors in a Game:..... vs. Michigan (6) (5/25/19)
 5 Errors in a Game:..... vs. South Alabama (5) (3/10/24)
 Scored in every inning (9 inn.):..... vs. Texas Tech (W, 12-8) (5/23/02)
 Lost a game without giving up an earned run:..... vs. BYU (Lost 3-2) (4/25/22)

LAST TIME A NEBRASKA OPPONENT HAD...

4 Hits in a Game:..... Jack Frank (4) at Michigan State (5/18/24)
 5 Hits in a Game:..... Matt Woods (5) at Maryland (5/7/23)
 7 RBI in a Game:..... Nick Lorusso (8) at Maryland (5/7/23)
 Hit for the Cycle:..... Parker Coddou vs. Nicholls (3/19/23)
 2 Home Runs:..... Thatcher Kozal vs. South Dakota State (5/8/24)
 3 Home Runs:..... Jeff Larish at Arizona State (6/21/05)
 3 Home Runs in a Series:..... Nick Lorusso at Maryland (5/5-7/23)
 A Grand Slam:..... Teddy Deters vs. Creighton (4/16/24)
 2 Grand Slams in a Game:..... at Wichita State (3/2/18)
 3 Grand Slams in a Series:..... at Wichita State (3/2-4/18)
 Back-to-Back Homers:..... Z. Yorke/B. Ankeney at Grand Canyon (3rd inn.) (2/24/24)
 Back-to-Back-to-Back Homers:..... Michigan (5th inn.) (3/25/22)
 Back-to-Back-to-Back-to-Back Homers:..... Michigan (5th inn.) (3/25/22)
 A Walk-Off Homer:..... Eli Wilson at Minnesota (3/29/19)
 Team Hit 9 HR in a Game:..... at Missouri (4/1/98)
 10+ Runs in an Inning:..... Rutgers (10 in the 7th) (4/10/22)
 20+ Hits in a Game:..... at Maryland (20) (5/7/23)
 Stole Home:..... Bobby Whalen, at Indiana (4/23/22)
 A One-Hitter:..... Matt Smith, Oklahoma State (4/24/98)
 A No-Hitter:..... Jim Maddock, Missouri (13-0) (5/3/81)
 A Complete Game (9 innings):..... Adam Mazur, vs. Iowa (4/29/22)
 10 Strikeouts in a Game:..... Brody Brecht (11), vs. Iowa (4/28/24)
 Walk-Off Win:..... at Rutgers, 7-6 (RBI Single in 11th) (4/12/24)
 Two Walk-Off Wins in a Series:..... at Minnesota [Games 1 (HR) & 3 (WP)] (3/29-31/19)
 7 Errors in a Game:..... vs. Northwestern (7) (3/31/13)



0
Cayden Brumbaugh
RSo. • INF



1
Riley Silva
Jr. • OF



2
Matt Evans
Fr. • OF



4
Joshua Overbeek
Jr. • INF



5
Josh Caron
Jr. • C



6
Dylan Hufft
RSo. • INF



8
Evan Borst
Jr. • RHP



9
Rhett Stokes
Jr. • INF



10
Ben Columbus
Sr. • C



11
Max Buettenback
Fr. • C



12
Cole Evans
Sr. • OF



13
Will Jesske
Fr. • C



14
Case Sanderson
Fr. • INF



15
Dylan Carey
So. • INF



16
Aaron Manias
Jr. • INF



17
Hayden Lewis
RFr. • UTIL



18
Garrett Anglim
R Jr. • OF



19
Kyle Perry
Gr. • LHP



20
Ty Horn
Fr. • RHP



21
Clay Bradford
Sr. • OF



23
Bryce Hughes
R Jr. • INF



24
Caleb Clark
So. • LHP



25
Drew Christo
Jr. • RHP



26
Kyle Froehlich
Sr. • RHP



27
Noah Madsen
Fr. • RHP



28
Bobby Olsen
Gr. • RHP



30
Will Walsh
R Jr. • UTIL



32
Tucker Timmerman
Fr. • RHP



33
Jackson Brockett
Jr. • LHP



34
Brett Sears
Jr. • RHP



35
Ryan Harrahill
Fr. • RHP



36
Grant Cleavinger
So. • LHP



37
Ian Regal
Fr. • LHP



38
Brooks Kneifl
Fr. • LHP



39
Carson Jasa
Fr. • RHP




42
Jalen Worthley
So. • LHP



44
Gabe Swansen
Jr. • OF



45
Casey Dais
Jr. • RHP



48
Rans Sanders
Sr. • RHP



51
Mason McConnaughey
So. • RHP



54
Trey Frahm
R Jr. • RHP



55
Tyler Stone
Jr. • INF



7
Will Bolt
Head Coach



29
Rob Childress
Assistant Coach



22
Lance Harvell
Assistant Coach



3
Mike Sirianni
Assistant Coach