

2004 REGULAR-SEASON RESULTS

TEAM MEET-BY-MEET MARKS

Rocky Mountain Open (Team Competition)

Jan. 16 at Air Force Cadet Gymnasium's West Gym (Colorado Springs, Colo.)

Team	Total	FX	PH	SR	V	PB	HB
USOTC	222.925	36.825	36.150	37.950	36.600	37.900	37.500
Oklahoma	211.400	34.600	34.300	35.850	36.150	36.150	34.350
Iowa	211.300	34.650	34.700	36.100	36.450	34.150	35.250
Nebraska	204.825	33.950	33.650	34.875	35.400	32.800	34.150
Air Force	192.850	32.800	29.750	34.700	34.400	32.600	28.600

Iowa

Jan. 25 at Bob Devaney Sports Center (Lincoln, Neb.)

Team	Total	FX	PH	SR	V	PB	HB
Iowa	217.750	37.000	35.800	36.775	37.075	34.850	36.250
Nebraska	213.975	36.150	34.900	36.700	36.625	35.050	34.550

West Point Open (Team Competition)

Jan. 30 at West Point (West Point, N.Y.)

Team	Total	FX	PH	SR	V	PB	HB
Penn State	214.625	35.700	36.400	35.525	37.200	33.850	34.950
Nebraska	210.900	35.350	35.050	35.700	36.650	33.150	35.000
Army	208.700	34.850	34.150	35.400	36.350	34.050	33.900
Temple	206.150	35.650	32.650	34.600	37.200	32.050	34.000
Navy	200.350	33.800	32.000	32.950	35.750	32.350	33.500

Springfield, Mass. James Madison, So. Calif., MIT

Ohio State

Feb. 15 at Bob Devaney Sports Center (Lincoln, Neb.)

Team	Total	FX	PH	SR	V	PB	HB
Nebraska	214.925	36.100	34.800	36.825	36.975	35.275	34.950
Ohio State	213.475	35.875	33.700	35.535	36.300	35.625	35.450

Oklahoma, Michigan, Minnesota

Feb. 21 at OU Field House (Norman, Okla.)

Team	Total	FX	PH	SR	V	PB	HB
Oklahoma	221.475	37.225	37.375	36.025	36.800	36.700	37.950
Michigan	218.225	36.900	36.800	36.700	36.600	34.925	36.300
Nebraska	213.875	36.275	35.050	35.650	36.700	35.700	34.500
Minnesota	210.700	35.100	35.900	35.225	36.275	34.700	33.500

Minnesota

March 6 at Sports Pavillion (Minneapolis, Minn.)


Team	Total	FX	PH	SR	V	PB	HB
Minnesota	212.725	34.400	35.900	35.925	36.725	34.350	35.425
Nebraska	211.450	35.200	34.300	36.000	36.875	34.125	34.950

Oklahoma, Air Force


March 12 at Bob Devaney Sports Center (Lincoln, Neb.)

Team	Total	FX	PH	SR	V	PB	HB
Oklahoma	219.200	36.750	36.650	35.975	37.750	35.875	36.200
Nebraska	218.525	36.000	36.600	37.000	37.925	34.900	36.100
Air Force	203.125	35.100	31.650	34.675	35.600	33.350	32.750


* Scores in **bold** represent a season high.



Mace Patterson earned a season high pommel horse score of 9.4 against Ohio State in 2004.




Tony Burtle competed on the vault, floor and high bar for Nebraska in 2004.




Josh Rasile earned All-America honors on the still rings at the 2004 NCAA Championships.

2004 INDIVIDUAL RESULTS


MEET-BY-MEET



Ray Hacker earned a career high of 8.80 on the parallel bars in 2004.



Paul Chumreolert tied for the highest NU pommel score last season.



Adam Tietze earned a career-high score of 8.45 on the pommel horse in 2004.

Tony Burtle							
Meet	FX	PH	SR	V	PB	HB	AA
RMO (team)	8.00	---	---	8.70	7.00	8.10	---
RMO (finals)	---	---	---	---	---	---	---
Iowa	9.05	---	---	8.75	7.90	7.10	---
West Point Open (team)	8.95	---	---	---	---	8.75	---
West Point Open (finals)	8.85	---	---	---	---	8.55	---
Ohio State	8.80	---	---	9.475	---	8.10	---
Okla., Mich., Minn.	9.00	---	---	8.65	---	8.55	---
Minnesota	8.45	---	---	9.35	---	8.55	---
Oklahoma, Air Force	9.00	---	---	9.525	---	9.10	---
MPSF (team)	9.00	---	---	8.90	---	8.80	---
NCAA Qualifier (team)	9.05	---	---	8.40	---	8.60	---

Paul Chumreolert							
Meet	FX	PH	SR	V	PB	HB	AA
RMO (team)	---	8.65	9.45	---	8.35	---	---
RMO (finals)	---	8.85	8.10	---	---	---	---
Iowa	---	8.15	9.25	---	8.80	---	---
West Point Open (team)	---	9.10	9.00	---	---	---	---
West Point Open (finals)	---	8.70	---	---	---	---	---
Ohio State	---	9.20	9.45	---	8.35	---	---
Okla., Mich., Minn.	---	9.35	8.85	---	8.80	---	---
Minnesota	---	9.20	9.25	---	8.30	---	---
Oklahoma, Air Force	---	9.40	9.525	---	8.80	---	---
MPSF (team)	---	---	9.30	---	8.55	---	---
MPSF (finals)	---	---	9.387	---	---	---	---
NCAA Qualifier (team)	---	9.275	9.175	---	8.35	---	---
NCAA Qualifier (event)	---	8.50	---	---	---	---	---

Ray Hacker							
Meet	FX	PH	SR	V	PB	HB	AA
RMO (team)	8.00	8.55	8.30	8.75	7.50	8.20	49.30
RMO (finals)	---	8.60	---	---	---	---	---
Iowa	---	8.55	8.55	8.95	8.15	8.35	---
West Point Open (team)	---	8.75	8.65	---	8.40	8.45	50.75
West Point Open (finals)	---	8.65	---	---	---	---	---
Ohio State	---	8.00	8.60	---	8.75	8.20	---
Okla., Mich., Minn.	---	8.40	8.35	---	8.80	8.90	---
Minnesota	---	8.45	8.40	8.925	8.65	8.50	---
Oklahoma, Air Force	---	8.70	8.50	---	8.05	8.50	---
MPSF (team)	---	---	---	---	---	8.70	---
NCAA Qualifier (team)	---	8.80	8.375	---	7.70	8.40	---

Joshua Koopman							
Meet	FX	PH	SR	V	PB	HB	AA
RMO (team)	7.90	---	---	8.65	7.75	7.05	---
RMO (finals)	---	---	---	---	---	---	---
Iowa	8.65	---	---	---	8.50	8.50	---
West Point Open (team)	---	---	---	---	8.20	---	---
West Point Open (finals)	---	---	---	---	---	---	---
Ohio State	---	---	---	---	8.35	8.55	---
Okla., Mich., Minn.	---	---	---	---	8.95	7.40	---
Minnesota	8.10	---	---	---	8.05	---	---
Oklahoma, Air Force	---	---	---	---	---	6.65	---
NCAA Qualifier (team)	---	---	---	---	---	8.30	---

Nic Matthews							
Meet	FX	PH	SR	V	PB	HB	AA
RMO (team)	8.15	8.10	7.65	8.85	7.35	7.05	47.15
RMO (finals)	---	---	---	---	---	---	---
Iowa	8.40	7.20	8.90	9.00	---	7.85	---
West Point Open (team)	8.80	---	8.50	8.95	---	8.50	---
West Point Open (finals)	---	---	---	---	---	---	---
Ohio State	8.30	8.20	9.05	8.65	---	8.65	---
Okla., Mich., Minn.	8.65	8.00	8.75	8.95	---	7.40	---
Minnesota	9.10	8.40	8.65	8.75	7.60	8.70	51.20
Oklahoma, Air Force	8.65	8.35	8.875	9.25	8.40	8.90	52.425
MPSF (team)	---	8.40	9.10	9.05	---	8.55	---
MPSF (finals)	---	---	---	8.45	---	---	---
NCAA Qualifier (team)	9.00	7.55	8.225	9.10	8.30	8.475	50.650

2004 INDIVIDUAL RESULTS

Nicholas Moore							
Meet	FX	PH	SR	V	PB	HB	AA
RMO (team)	7.85	7.00	---	8.50	---	---	---

Mace Patterson							
Meet	FX	PH	SR	V	PB	HB	AA
RMO (team)	7.95	8.35	7.85	8.85	8.50	9.35	50.85
RMO (finals)	---	---	---	---	8.70	7.95	---
Iowa	9.15	8.65	9.05	9.25	9.15	9.05	54.20
West Point Open (team)	8.80	8.70	---	9.15	8.45	9.30	52.25
West Point Open (finals)	8.85	8.35	---	---	8.80	9.60	---
Winter Cup	8.45	8.60	7.35	9.00	7.90	8.10	49.40
Ohio State	9.40	9.40	8.70	8.65	9.125	9.55	54.825
Okla., Mich., Minn.	9.05	8.95	8.45	9.35	9.20	9.55	54.55
Minnesota	---	7.20	8.575	---	8.675	9.20	---
Oklahoma, Air Force	8.85	9.25	8.925	9.50	8.85	9.60	54.975
MPSF (team)	8.95	8.40	8.85	---	8.55	9.15	52.50
MPSF (finals)	---	---	---	---	---	9.137	---
NCAA Qualifier (team)	8.95	9.20	8.45	8.825	8.65	8.00	52.075


Josh Rasile							
Meet	FX	PH	SR	V	PB	HB	AA
RMO (team)	9.00	---	9.275	8.95	---	---	---
RMO (finals)	8.975	---	9.30	9.30	---	---	---
Iowa	9.05	---	9.60	9.425	---	---	---
West Point Open (team)	8.80	---	9.55	9.50	---	---	---
West Point Open (finals)	7.75	---	9.25	9.40	---	---	---
Ohio State	9.05	---	9.625	9.60	---	---	---
Okla., Mich., Minn.	9.325	---	9.60	9.60	---	---	---
Minnesota	8.50	---	9.525	9.325	---	---	---
Oklahoma, Air Force	9.10	---	9.675	9.65	---	---	---
MPSF (team)	9.15	---	9.775	9.00	---	---	---
MPSF (finals)	9.037	---	9.412	---	---	---	---
NCAA Qualifier (team)	9.55	---	9.525	9.325	---	---	---
NCAA Qualifier (event)	9.40	---	9.475	9.55	---	---	---
NCAA Finals (event)	---	---	9.525	9.25	---	---	---

Adam Tietze							
Meet	FX	PH	SR	V	PB	HB	AA
RMO (team)	---	7.65	8.35	---	---	---	---
RMO (finals)	---	---	---	---	---	---	---
Iowa	---	8.45	8.10	---	---	---	---
Ohio State	---	8.00	8.30	---	---	---	---
Okla., Mich., Minn.	---	8.35	8.00	---	---	---	---
Minnesota	---	8.25	8.20	---	---	---	---
Oklahoma, Air Force	---	---	8.35	---	---	---	---
NCAA Qualifier (team)	7.95	---	---	---	---	---	---


Jason Wassung							
Meet	FX	PH	SR	V	PB	HB	AA
West Point Open (team)	8.50	---	---	8.95	---	---	---
West Point Open (finals)	---	---	---	---	---	---	---
Ohio State	8.75	---	---	9.00	8.70	---	---
Okla., Mich., Minn.	8.90	---	---	9.00	8.75	---	---
Minnesota	8.80	---	---	9.05	---	7.65	---
Oklahoma, Air Force	9.05	8.60	---	9.05	8.65	---	---
MPSF (team)	---	8.25	---	8.95	8.35	---	---
NCAA Qualifier (team)	8.75	8.25	---	9.10	8.30	---	---

Derric Wood							
Meet	FX	PH	SR	V	PB	HB	AA
RMO (team)	8.80	7.75	7.75	8.70	8.45	8.50	49.95
RMO (finals)	8.725	---	---	---	---	7.95	---
Iowa	8.90	9.25	---	8.55	8.60	8.65	---
West Point Open (team)	---	8.50	---	9.05	8.10	---	---
Ohio State	8.85	6.45	---	8.90	8.30	7.75	---
Okla., Mich., Minn.	8.65	7.75	---	8.80	8.40	7.50	---
Minnesota	8.80	6.65	---	9.15	8.50	8.45	---
Oklahoma, Air Force	8.80	9.25	---	9.00	8.60	8.40	---
MPSF (team)	8.90	8.60	---	---	8.30	---	---
NCAA Qualifier (team)	8.875	8.75	---	8.925	8.15	8.625	---


* Scores in bold indicate season best
* Scores in bold and underline indicate career high.



Josh Koopman was a mainstay on the parallel bars roster in 2004, competing in all but two regular-season meets.



Nic Matthews earned a career-high score of 9.10 in the floor exercise for a second-place finish against Minnesota.



Coming off of an injury, Derric Wood competed in every meet in 2004.

MPSF CHAMPIONSHIPS

MARCH 19-20, 2004, BURNHAM PAVILLION, STANFORD, CALIF.

Team Finals	Total	FX	PH	SR	V	PB	HB
1. California	220.225	37.850	37.450	36.425	36.900	35.100	36.500
2. Oklahoma	219.600	36.550	36.000	36.925	36.850	35.550	37.775
3. Stanford	214.675	36.625	34.250	36.525	36.575	33.900	36.800
4. Nebraska	211.525	36.000	33.650	37.025	35.900	33.750	35.200
5. Air Force	204.900	34.850	32.800	35.375	35.350	33.500	33.025

MPSF Honors
 Coach of the Year: Barry Weiner, California
 Gymnast of the Year: Dan Gill, Stanford

ALL-AROUND FINALS

Top Six Finalists

Gymnast	Score
1. Daniel Gill, Stanford	54.475
2. Randall Heflin, California	54.000
3. David Henderson, Oklahoma	53.700
4. Heath Mueller, Oklahoma	53.375
5. Gregory Stine, Air Force	52.800
6. Mace Patterson, Nebraska	52.425

INDIVIDUAL EVENT FINALS

(Top eight finishers from team competition)

Floor Exercise

Gymnast	Score
1. Graham Ackerman, California	9.562
2. Randall, Heflin, California	9.275
3. Jock Stevens, Oklahoma	9.212
4. Shawn Mowry, California	9.112
5. Josh Rasile, Nebraska	9.037
6. Gregory Stine, Air Force	8.475
7. Sean Doolan, Stanford	8.300
8. Heath Mueller, Oklahoma	8.287

Pommel Horse

Gymnast	Score
1. Michael Ashe, California	9.337
2. Brian Carr, Oklahoma	9.200

3. David Eaton, California	9.150
4. Jamie Henderson, Oklahoma	9.100
5. Daniel Gill, Stanford	8.875
6. Randall Heflin, California	8.825
7. Jeff Andersen, Air Force	8.762
8. Brian Trause, Oklahoma	8.550

Still Rings

Gymnast	Score
1. Jay Yee, California	9.662
2. Jamie Henderson, Oklahoma	9.650
3. David Henderson, Oklahoma	9.562
4. Josh Rasile, Nebraska	9.412
5. Paul Chumreolert, Nebraska	9.387
6. Peter Derman, Stanford	9.375
7. Alex Schorsch, Stanford	9.337
8. Gregory Stine, Air Force	8.512

Vault

Gymnast	Score
1. Graham Ackerman, California	9.400
2. Heath Mueller, Oklahoma	9.237
3. Sean Doolan, Stanford	9.112
4. David Eaton, California	9.100
Gregory Stine, Air Force	9.100
6. David Henderson, Oklahoma	9.087
7. Jock Stevens, Oklahoma	9.025
8. Nic Matthews, Nebraska	8.450

Parallel Bars

Gymnast	Score
1. Josh Gore, Oklahoma	9.187
2. Brian Trause, Oklahoma	8.962
3. Jason Pierce, California	8.612
4. David Eaton, California	8.575
5. Jeff Andersen, Air Force	8.362
6. Jock Stevens, Oklahoma	8.100
7. Kelly Lang, Stanford	8.075
8. Brice Rolston, Stanford	7.750

Horizontal Bar

Gymnast	Score
1. Quinn Rowell, Oklahoma	9.487
2. David Eaton, California	9.200
3. Mace Patterson, Nebraska	9.137
4. David Henderson, Oklahoma	8.975
5. Nathan Downs, Stanford	8.900
6. Jason Pierce, California	8.850
7. James Myers, Oklahoma	8.600

2004 NCAA CHAMPIONSHIP QUALIFYING ROUND

APRIL 2, 2004, ASSEMBLY HALL, CHAMPAIGN, ILL.

NCAA Team Qualifier (Afternoon Session I)

Team Results	Total	FX	PH	SR	V	PB	HB
1. Penn State	218.700	36.675	37.425	36.950	37.175	35.250	35.225
2. Michigan	218.450	37.575	35.550	36.425	37.300	34.600	37.000
3. Oklahoma	217.750	36.900	35.250	36.300	37.225	35.350	36.725
4. Iowa	216.900	36.125	37.150	36.375	36.800	34.850	35.600
5. Illinois-Chicago	207.775	36.250	33.900	35.100	36.075	33.250	33.200
6. Army	207.675	35.025	34.250	35.325	35.750	34.350	32.975

NCAA Team Qualifier (Evening Session II)

Team Results	Total	FX	PH	SR	V	PB	HB
1. California	220.875	36.950	36.925	36.700	37.125	36.225	36.950
2. Ohio State	219.625	36.875	36.250	37.050	37.025	34.800	37.625
3. Illinois	218.525	37.425	37.825	36.325	37.125	34.150	35.675
4. Stanford	214.600	36.325	35.775	36.175	36.400	34.675	35.250
5. Minnesota	214.525	36.275	37.175	35.475	37.200	34.000	34.400
6. Nebraska	212.250	36.550	36.025	35.525	36.450	33.600	34.100

SESSION I RESULTS

All-Around

Gymnast	Score
1. Luis Vargas, Penn State	53.900
2. Gerry Signorelli, Michigan	53.000
3. Linas Gaveika, Iowa	52.825
4. Jeff Andersen, Air Force	52.125
5. Michael Reavis, Iowa	52.050
Neil Faustino, UIC	52.050

Floor Exercise

Gymnast	Score
1. Jock Stevens, Oklahoma	9.600
2. Geoff Corrigan, Michigan	9.500
3. Luke Bottke, Michigan	9.475
4. Heath Mueller, Oklahoma	9.400
5. Gerry Signorelli, Michigan	9.325

Pommel Horse

Gymnast	Score
1. Luis Vargas, Penn State	9.725
2. Zack Roeder, Penn State	9.650
3. Eric Block, Iowa	9.625
4. Linas Gaveika, Iowa	9.575
5. Michael Kelly, Iowa	9.500

Still Rings

Gymnast	Score
1. Nyika White, Temple	9.800
2. Kevin Tann, Penn State	9.625
3. Brian Lee, Army	9.600
4. Jamie Henderson, Oklahoma	9.550
5. Neil Faustino, UIC	9.425

Vault

Gymnast	Score
1. Theo Maes, Temple	9.700
2. Michael Reavis, Iowa	9.525
3. Andrew DiGiore, Michigan	9.500
4. Heath Mueller, Oklahoma	9.475
5. Chad Buczek, Penn State	9.425

Parallel Bars

Gymnast	Score
1. Kevin Tann, Penn State	9.100
2. Brian Trause, Oklahoma	9.050
3. Duke Van Vleet, Penn State	8.950
4. Quinn Rowell, Oklahoma	8.900
5. Chad Buczek, Penn State	8.850

Horizontal Bar

Gymnast	Score
1. Justin Laury, Michigan	9.725
2. Jamie Henderson, Oklahoma	9.550
Quinn Rowell, Oklahoma	9.550
4. Michael Reavis, Iowa	9.275
5. Luis Vargas, Penn State	9.200
David Ramos, Temple	9.200

SESSION II RESULTS

(Top Five and Nebraska Finishers)

All-Around

Gymnast	Score
1. Randy Monahan, Ohio State	55.950
2. Daniel Gill, Stanford	54.850
3. Guillermo Alvarez, Minnesota	54.450
4. Randall Heflin, California	54.350
5. Mace Patterson, Nebraska	52.075
8. Nic Matthews, Nebraska	50.650

Floor Exercise

Gymnast	Score
1. Justin Spring, Illinois	9.725
2. Randy Monahan, Ohio State	9.700
3. Guillermo Alvarez, Minnesota	9.650
4. Adam Pummer, Illinois	9.600
5. Graham Ackerman, California	9.575
6. Josh Rasile, Nebraska	9.550
14. Nic Matthews, Nebraska	9.000
Mace Patterson, Nebraska	9.000
23. Derric Wood, Nebraska	8.875
30. Jason Wassung, Nebraska	8.750

Pommel Horse

Gymnast	Score
1. Ben Newman, Illinois	9.625
2. Peter Schostchuk, Illinois	9.600
3. David Eaton, California	9.550
Steve Vuong, Minnesota	9.550
5. Dan Gill, Stanford	9.525
11. Paul Chumreolert, Nebraska	9.275
13. Mace Patterson, Nebraska	9.200
23. Ray Hacker, Nebraska	8.800
24. Derric Wood, Nebraska	8.750
33. Jason Wassung, Nebraska	8.250
40. Nic Matthews, Nebraska	6.700

Rings

Gymnast	Score
1. Josh Rasile, Nebraska	9.525
2. Peter Derman, Stanford	9.500
3. Jay Yee, California	9.450
4. Randy Monahan, Ohio State	9.425
5. Kerry Adderly, Ohio State	9.325
12. Paul Chumreolert, Nebraska	9.175
30. Mace Patterson, Nebraska	8.450
33. Ray Hacker, Nebraska	8.375
35. Nic Matthews, Nebraska	8.225
39. Adam Tietze, Nebraska	7.950

Vault

Gymnast	Score
1. Daniel Gill, Stanford	9.550
2. Justin Spring, Illinois	9.525
3. Guillermo Alvarez, Minnesota	9.500
4. Kerry Adderly, Ohio State	9.475
Graham Ackerman, California	9.475
11. Josh Rasile, Nebraska	9.325
17. Nic Matthews, Nebraska	9.100
Jason Wassung, Nebraska	9.100
31. Derric Wood, Nebraska	8.925
34. Mace Patterson, Nebraska	8.825
38. Tony Burtle, Nebraska	8.400

Parallel Bars

Gymnast	Score
1. David Eaton, California	9.300
2. Ramon Jackson, William & Mary	9.250
3. Kerry Adderly, Ohio State	9.000
Graham Ackerman, California	9.000
Shawn Mowry, California	9.000
13. Mace Patterson, Nebraska	8.650
23. Paul Chumreolert, Nebraska	8.350
26. Nic Matthews, Nebraska	8.300
Jason Wassung, Nebraska	8.300
33. Derric Wood, Nebraska	8.150
37. Ray Hacker, Nebraska	7.700

Horizontal Bar

Gymnast	Score
1. Graham Ackerman, California	9.750
2. Ronald Ferris, Ohio State	9.575
3. Randy Monahan, Ohio State	9.525
Daniel Gill, Stanford	9.525
5. David Eaton, California	9.500
18. Derric Wood, Nebraska	8.625
19. Tony Burtle, Nebraska	8.600
25. Nic Matthews, Nebraska	8.475
28. Ray Hacker, Nebraska	8.400
30. Josh Koopman, Nebraska	8.300
37. Mace Patterson, Nebraska	8.000

BIG EIGHT CHAMPIONSHIPS

Year	Team	Score
1994	Nebraska	287.775
1993	Nebraska	283.300
1992	Nebraska	286.500
1991	Oklahoma	283.800
1990	Nebraska	282.150
1989	Nebraska	282.150
1988	Nebraska	284.400
1987	Oklahoma	285.150
1986	Nebraska	283.750
1985	Nebraska	284.900
1984	Oklahoma	279.650
1983	Nebraska	282.200
1982	Nebraska	281.050
1981	Oklahoma	558.650
1980	Nebraska	279.550
1979	Oklahoma	443.200
1978	Oklahoma	443.200
1977	Oklahoma	427.550
1976	Nebraska	419.000
1975	Iowa State	422.850
1974	Iowa State	325.050
1973	Iowa State	330.350
1972	Iowa State	317.050

1971	Iowa State	316.950
1970	Iowa State	165.550
1969	Iowa State	161.825
1968	Colorado	178.850
1967	Iowa State	187.450
1966	Iowa State	186.550
1965	Iowa State	178.500
1964	Nebraska	203.500

Note: Nebraska participated in the Big Eight Conference before 1995. After Iowa State dropped men's gymnastics following the 1994 season, the Big Eight Conference opted not to sanction a league championship meet because NU and Oklahoma were the only schools sponsoring a varsity team. NU entered the Mountain Pacific Sports Federation in 1995.

MPSF CHAMPIONSHIPS

Year	Team	Score
2004	California	220.225
2003	Oklahoma	223.500
2002	Oklahoma	219.225
2001	Oklahoma	217.725
2000	Oklahoma	230.675
1999	Nebraska	228.775
	Oklahoma	228.775
1998	California	229.050
1997	Nebraska	230.700
1996	California	228.970
1995	Stanford	229.000

2004 NCAA CHAMPIONSHIP PRELIMINARIES AND FINALS

APRIL 3-4, ASSEMBLY HALL, CHAMPAIGN, ILL.

Team Finals	Total	FX	PH	SR	V	PB	HB
1. Penn State	223.350	37.000	38.225	36.800	37.200	36.850	37.275
2. Oklahoma	222.300	37.200	37.025	36.775	37.500	35.975	37.825
3. Illinois	222.225	36.925	38.450	35.775	37.650	35.825	37.600
4. Ohio State	221.350	37.225	36.075	37.600	37.350	35.200	37.900
5. Michigan	220.525	37.575	36.500	36.075	37.750	35.500	37.125
6. California	220.325	37.025	36.175	37.125	37.475	35.275	37.250

INDIVIDUAL EVENT PRELIMINARIES

(Qualifying teams plus the top three finishers from team competition not on a qualifying team qualifying for finals. Results from top five and all Nebraska finishers.)

All-Around Finals

Gymnast	Score
1. Luis Vargas, Penn State	56.475
2. Daniel Gill, Stanford	56.125
3. Randy Monahan, Ohio State	55.725
4. Heath Mueller, Oklahoma	55.000
5. Justin Laury, Michigan	54.675
Guillermo Alvarez, Minnesota	54.675

Floor Exercise

Gymnast	Score
1. Jock Stevens, Oklahoma	9.700
2. Randy Monahan, Ohio State	9.650
3. Graham Ackerman, California	9.625
4. Randall Heflin, California	9.525
5. Adam Pummer, Illinois	9.500
11. Josh Rasile, Nebraska	9.400

Pommel Horse

Gymnast	Score
1. Ben Newman, Illinois	9.775
2. Luis Vargas, Penn State	9.750
Daniel Gill, Stanford	9.750
4. Robert Rogers, Illinois	9.700
Zack Roeder, Penn State	9.700
40. Paul Chumreontert, Nebraska	8.500

Still Rings

Gymnast	Score
1. Nyika White, Temple	9.675
2. Kevin Tann, Penn State	9.650
Brian Lee, Army	9.550
4. Cody Trobaugh, Ohio State	9.500
5. Josh Rasile, Nebraska	9.475
Randy Monahan, Ohio State	9.475

Vault

Gymnast	Score
1. Theo Maes, Temple	9.700
2. Adam Pummer, Illinois	9.650
3. Graham Ackerman, California	9.650
4. Neil Faustino, UIC	9.625
5. Jock Stevens, Oklahoma	9.575
6. Josh Rasile, Nebraska	9.550

Parallel Bars

Gymnast	Score
1. Luis Vargas, Penn State	9.775
2. Justin Spring, Illinois	9.725
3. Ramon Jackson, William & Mary	9.300
4. Kevin Tan, Penn State	9.200
5. Joshua Gore, Oklahoma	9.150

Horizontal Bar

Gymnast	Score
1. Daniel Gill, Stanford	9.875
Linas Gaveika, Iowa	9.875
3. Graham Ackerman, California	9.725
4. Justin Spring, Illinois	9.675
5. Justin Laury, Michigan	9.650
46. Derric Wood, Nebraska	6.200

INDIVIDUAL EVENT FINALS

(Top six finishers in each event earn All-America honors)

Floor Exercise

Gymnast	Score
1. Graham Ackerman, California	9.687
2. Randall Heflin, California	9.550
3. Jock Stevens, Oklahoma	9.525
4. Guillermo Alvarez, Minnesota	9.450
5. Luke Bottke, Michigan	9.337
6. Daniel Gill, Stanford	9.312
Adam Pummer, Illinois	9.312

Pommel Horse

Gymnast	Score
1. Robert Rogers, Illinois	9.775
2. Daniel Gill, Stanford	9.687
Luis Vargas, Penn State	9.687
4. Ben Newman, Illinois	9.575
5. Peter Schostchuk, Illinois	9.525
6. Guillermo Alvarez, Minnesota	9.425

Rings

Gymnast	Score
1. Kevin Tan, Penn State	9.812
2. Nyika White, Temple	9.787
3. David Henderson, Oklahoma	9.600
4. Peter Derman, Stanford	9.562
5. Josh Rasile, Nebraska	9.525
6. Jamie Henderson, Oklahoma	9.475

Vault


Gymnast	Score
1. Graham Ackerman, California	9.687
2. Adam Pummer, Illinois	9.637
3. Theo Maes, Temple	9.550
4. Michael Reavis, Iowa	9.437
5. Daniel Gill, Stanford	9.425
6. Neil Faustino, UIC	9.350
8. Josh Rasile, Nebraska	9.250

Parallel Bars

Gymnast	Score
1. Ramon Jackson, William & Mary	9.200
2. Linas Gaveika, Iowa	9.187
3. Joshua Gore, Oklahoma	9.100
4. Luis Vargas, Penn State	9.025
5. Justin Spring, Illinois	9.000
6. Graham Ackerman, California	8.987

Horizontal Bar

Gymnast	Score
1. Justin Spring, Illinois	9.775
2. Daniel Gill, Stanford	9.737
Graham Ackerman, California	9.737
4. Linas Gaveika, Iowa	9.687
5. Ronald Ferris, Ohio State	9.537
6. Luis Vargas, Penn State	9.475
Quinn Rowell, Oklahoma	9.475



Josh Rasile earned All-America honors in the still rings at the 2004 NCAA Championships, placing fifth with a score of 9.525.