

2003 Season Results

Team Meet-by-Meet Marks

Iowa

Jan. 18 at Carver-Hawkeye Arena (Iowa City, Iowa)

| Team | Total | FX | PH | SR | V | PB | HB |
|----------|---------|--------|--------|--------|--------|--------|--------|
| Iowa | 211.725 | 35.700 | 35.825 | 34.300 | 36.100 | 33.550 | 36.250 |
| Nebraska | 204.075 | 33.750 | 32.550 | 33.650 | 35.925 | 34.650 | 33.550 |

Rocky Mountain Open (Team Competition)

Jan. 24 at Air Force Cadet Gymnasium's West Gym (Colorado Springs, Colo.)

| Team | Total | FX | PH | SR | V | PB | HB |
|-----------|---------|--------|--------|--------|--------|--------|--------|
| USOTC | 221.050 | 35.700 | 36.950 | 37.350 | 37.250 | 36.625 | 37.175 |
| Oklahoma | 214.475 | 35.350 | 35.950 | 35.850 | 36.450 | 34.975 | 36.200 |
| Nebraska | 206.550 | 34.300 | 34.750 | 33.850 | 35.800 | 34.225 | 33.625 |
| Air Force | 196.375 | 34.200 | 30.100 | 32.950 | 35.800 | 31.475 | 31.850 |

Oklahoma

Feb. 1 at Bob Devaney Sports Center (Lincoln, Neb.)

| Team | Total | FX | PH | SR | V | PB | HB |
|----------|---------|--------|--------|--------|--------|--------|--------|
| Oklahoma | 217.250 | 36.100 | 34.850 | 37.100 | 37.400 | 35.550 | 36.250 |
| Nebraska | 210.550 | 35.650 | 34.150 | 35.700 | 36.800 | 34.450 | 33.800 |

Ohio State

Feb. 14 at St. John Arena (Columbus, Ohio)

| Team | Total | FX | PH | SR | V | PB | HB |
|------------|---------|--------|--------|--------|--------|--------|--------|
| Ohio State | 220.500 | 36.900 | 36.750 | 36.350 | 37.400 | 35.750 | 37.350 |
| Nebraska | 212.350 | 35.350 | 34.550 | 36.200 | 36.900 | 34.550 | 34.800 |

Oklahoma

Feb. 21 at OU Field House (Norman, Okla.)

| Team | Total | FX | PH | SR | V | PB | HB |
|----------|---------|-------|--------|--------|--------|--------|--------|
| Oklahoma | 218.875 | 35.85 | 36.025 | 37.600 | 37.250 | 35.350 | 36.800 |
| Nebraska | 209.900 | 35.00 | 33.550 | 36.200 | 36.750 | 34.100 | 34.300 |

Stanford Quadrangular

March 1 at Burnham Pavillion (Stanford, Calif.)

| Team | Total | FX | PH | SR | V | PB | HB |
|------------|---------|--------|--------|--------|--------|--------|--------|
| California | 216.525 | 35.550 | 36.300 | 35.800 | 36.400 | 36.400 | 35.900 |
| Stanford | 213.000 | 35.700 | 34.900 | 36.075 | 36.075 | 35.800 | 34.450 |
| Michigan | 211.075 | 34.850 | 35.900 | 36.750 | 36.125 | 33.350 | 34.100 |
| Nebraska | 209.125 | 33.400 | 34.750 | 35.725 | 36.650 | 34.650 | 33.950 |

Air Force

March 14 at Bob Devaney Sports Center Indoor Track (Lincoln, Neb.)

| Team | Total | FX | PH | SR | V | PB | HB |
|-----------|---------|--------|--------|--------|---------------|--------|--------|
| Nebraska | 213.575 | 35.600 | 35.200 | 36.850 | 37.375 | 34.45 | 34.100 |
| Air Force | 201.400 | 34.700 | 31.200 | 34.400 | 35.750 | 32.500 | 32.850 |

Minnesota

March 23 at Bob Devaney Sports Center (Lincoln, Neb.)

| Team | Total | FX | PH | SR | V | PB | HB |
|-----------|----------------|--------|---------------|--------|--------|---------------|--------|
| Nebraska | 214.625 | 35.725 | 35.500 | 36.550 | 36.550 | 35.150 | 35.150 |
| Minnesota | 211.600 | 35.750 | 35.275 | 35.275 | 37.650 | 33.650 | 34.050 |

Mountain Pacific Sports Federation Championships

March 28-29 at Bob Devaney Sports Center (Lincoln, Neb.)

Please see page 32

NCAA Team Qualifier (Session II)


April 11, 2003 at Liacouras Center, Temple University (Philadelphia, Pa.)

Please see pages 33-34

* Season High in **Bold**




Steven Friedman led the Huskers to victories over Minnesota and Air Force in the final two regular-season dual meets.




Sophomore Adam Tietze scored a season high of 9.35 on the pommel horse during the Mountain Pacific Sports Federation Championships in Lincoln.

2003 Individual Meet-by-Meet Results



Senior Ryan Sneed excelled in both the gym and the classroom, as he earned second-team Academic All-America honors and an NCAA postgraduate scholarship in 2003.



Mace Patterson became one of the team's top all-around performers in 2003, scoring 51 or better four times, including a season-high mark of 52.30 at the MPSF Championships.

36

2003 IN REVIEW

| <u>Nicholas Moore (Freshman)</u> | <u>FX</u> | <u>PH</u> | <u>SR</u> | <u>V</u> | <u>PB</u> | <u>HB</u> | <u>AA</u> |
|----------------------------------|-------------|-------------|-----------|----------|-----------|-----------|-----------|
| at Rocky Mt. Open (T) | 8.00 | 6.45 | -- | -- | -- | -- | -- |
| Air Force | 8.15 | -- | -- | -- | -- | -- | -- |
| NCAA Team Qualifier | 8.15 | -- | -- | -- | -- | -- | -- |

| <u>Mace Patterson (Sophomore)</u> | <u>FX</u> | <u>PH</u> | <u>SR</u> | <u>V</u> | <u>PB</u> | <u>HB</u> | <u>AA</u> |
|-----------------------------------|-------------|-------------|-------------|--------------|-------------|-------------|--------------|
| Iowa | 8.45 | 8.30 | 7.30 | 8.60 | 8.85 | 8.65 | 50.15 |
| at Rocky Mt. Open (T) | 8.55 | 9.40 | 8.20 | 9.00 | 8.425 | 7.75 | 51.325 |
| at Rocky Mt. Open (Finals) | -- | 8.05 | -- | 8.75 | 8.30 | -- | -- |
| Oklahoma | 8.95 | 8.80 | 8.30 | 9.00 | 8.20 | 8.55 | 51.80 |
| at Winter Cup | 8.45 | 7.85 | 7.45 | 8.75 | 7.85 | 7.80 | 48.15 |
| at Ohio State | 9.00 | 8.25 | 8.00 | 8.90 | 8.75 | 8.90 | 51.80 |
| at Oklahoma | 8.60 | 8.45 | 8.75 | 8.60 | 8.35 | 8.80 | 51.55 |
| at Stanford Quadrangular | 8.85 | 8.30 | 8.65 | 8.85 | 8.55 | 7.15 | 50.35 |
| Air Force | 8.70 | 8.85 | 8.80 | 9.325 | -- | 9.05 | -- |
| Minnesota | 8.85 | 9.25 | 8.40 | 8.35 | 8.10 | 9.10 | 52.05 |
| MPSF Conference (T) | 8.75 | 9.15 | 8.75 | 8.65 | 7.90 | 9.10 | 52.30 |
| MPSF Conference (I) | -- | 8.80 | -- | -- | -- | 9.20 | -- |
| NCAA Team Qualifier | -- | 9.10 | 7.85 | -- | 8.30 | 7.00 | -- |
| NCAA Indiv. Prelims. | -- | 8.90 | -- | -- | -- | -- | -- |

| <u>Josh Rasile (Junior)</u> | <u>FX</u> | <u>PH</u> | <u>SR</u> | <u>V</u> | <u>PB</u> | <u>HB</u> | <u>AA</u> |
|-----------------------------|-------------|-----------|-------------|-------------|-----------|-----------|-----------|
| at Iowa | 8.30 | -- | 8.75 | 9.10 | -- | -- | -- |
| at Rocky Mt. Open (T) | 8.35 | -- | 9.05 | 9.00 | -- | -- | -- |
| at Rocky Mt. Open (Finals) | -- | -- | 9.20 | 9.25 | -- | -- | -- |
| Oklahoma | 8.90 | -- | 9.45 | 9.50 | -- | -- | -- |
| at Ohio State | 8.75 | -- | 9.45 | 9.45 | -- | -- | -- |
| at Oklahoma | 8.90 | -- | 9.10 | 9.50 | -- | -- | -- |
| at Stanford Quadrangular | 8.25 | -- | 9.475 | 9.325 | -- | -- | -- |
| Air Force | 9.05 | -- | 9.65 | 9.50 | -- | -- | -- |
| Minnesota | 9.175 | -- | 9.55 | 9.15 | -- | -- | -- |
| MPSF Conference (T) | 9.25 | -- | 9.75 | 9.15 | -- | -- | -- |
| MPSF Conference (I) | 9.30 | -- | 9.55 | -- | -- | -- | -- |
| NCAA Team Qualifier | 8.25 | -- | 9.25 | 9.25 | -- | -- | -- |
| NCAA Indiv. Prelims | -- | -- | -- | 9.10 | -- | -- | -- |

| <u>Ryan Sneed (Senior)</u> | <u>FX</u> | <u>PH</u> | <u>SR</u> | <u>V</u> | <u>PB</u> | <u>HB</u> | <u>AA</u> |
|----------------------------|-------------|-------------|-----------|-------------|-------------|-------------|-----------|
| at Iowa | -- | 8.15 | -- | 9.20 | 8.50 | 8.20 | -- |
| at Rocky Mt. Open (T) | 7.15 | 8.50 | -- | 8.70 | 8.35 | 8.45 | -- |
| at Rocky Mt. Open (Finals) | -- | 8.05 | -- | -- | -- | 8.40 | -- |
| Oklahoma | -- | 8.15 | -- | 9.05 | 8.75 | 8.05 | -- |
| at Ohio State | -- | 8.30 | -- | 8.80 | 8.40 | 7.75 | -- |
| at Oklahoma | -- | 8.20 | -- | 8.95 | 8.45 | 8.55 | -- |
| at Stanford Quadrangular | -- | 8.25 | -- | -- | 8.55 | 8.35 | -- |
| Air Force | -- | 8.45 | -- | 9.15 | 8.75 | 7.65 | -- |
| Minnesota | -- | 8.35 | -- | 9.10 | 8.80 | 8.75 | -- |
| MPSF Conference (T) | -- | 8.45 | -- | 9.15 | 8.70 | 8.80 | -- |
| MPSF Conference (I) | -- | -- | -- | -- | -- | 8.65 | -- |
| NCAA Team Qualifier | -- | 8.15 | -- | 8.85 | 8.425 | 8.35 | -- |

| <u>Adam Tietze (Sophomore)</u> | <u>FX</u> | <u>PH</u> | <u>SR</u> | <u>V</u> | <u>PB</u> | <u>HB</u> | <u>AA</u> |
|--------------------------------|-----------|-------------|-----------|----------|-----------|-----------|-----------|
| at Rocky Mt. Open (T) | -- | 7.80 | -- | -- | -- | -- | -- |
| Oklahoma | -- | 7.15 | -- | -- | -- | -- | -- |
| at Oklahoma | -- | 7.40 | -- | -- | -- | -- | -- |
| at Stanford Quadrangular | -- | 7.50 | -- | -- | -- | -- | -- |
| Air Force | -- | 7.95 | -- | -- | -- | -- | -- |
| Minnesota | -- | 7.10 | -- | -- | -- | -- | -- |
| MPSF Conference (T) | -- | 8.35 | -- | -- | -- | -- | -- |
| NCAA Team Qualifier | -- | 8.10 | -- | -- | -- | -- | -- |

| <u>Derric Wood (Freshman)</u> | <u>FX</u> | <u>PH</u> | <u>SR</u> | <u>V</u> | <u>PB</u> | <u>HB</u> | <u>AA</u> |
|-------------------------------|-------------|-------------|-------------|-------------|-------------|-------------|--------------|
| at Iowa | 8.40 | 8.90 | 8.20 | 9.125 | 8.45 | 8.70 | 51.775 |
| at Rocky Mt. Open (T) | 8.40 | 8.45 | 8.20 | 8.90 | 8.525 | 8.20 | 50.675 |
| at Rocky Mt. Open (Finals) | -- | 7.50 | -- | -- | 8.10 | -- | -- |
| Oklahoma | 8.85 | 8.65 | 8.10 | 9.05 | 8.25 | 8.60 | 51.50 |
| at Winter Cup | 8.30 | 8.00 | 7.30 | 8.80 | 7.40 | 8.00 | 47.80 |
| at Ohio State | 8.750 | 8.65 | 8.55 | 9.00 | 8.60 | 8.70 | 52.250 |
| at Oklahoma | 8.10 | 8.75 | 7.75 | 8.95 | 7.65 | 8.35 | 49.55 |
| at Stanford Quadrangular | 7.90 | 9.35 | 8.30 | 9.075 | 8.85 | 8.50 | 51.975 |
| Air Force | 8.95 | 9.00 | 8.50 | 9.15 | 8.50 | 8.35 | 52.45 |
| Minnesota | 8.55 | 9.20 | 8.30 | 9.20 | 8.95 | 8.50 | 52.70 |
| MPSF Conference (T) | 8.55 | 8.05 | 8.55 | 9.10 | 8.10 | 8.60 | 50.95 |
| NCAA Team Qualifier | 8.70 | 9.10 | 7.35 | 8.90 | 8.05 | 8.40 | 50.50 |

*Bold face indicates season high scores.