

NEBRASKA

ALL-SPORTS RECORD BOOK



2024-25

The 2024-25 Nebraska All-Sports Record book was assembled by Athletic Communications Student Assistant Jackson Griesch, with content and editing assistance from the Nebraska Athletic Communications staff.

2024-25 Nebraska All-Sports Record Book

The 2024-25 Nebraska All-Sports Record book is updated through the 2023-24 athletic year. Each of Nebraska's 24 varsity sports has a section in the book, and the end of the book has letterwinner lists for every sport.

The book has been designed to help the media cover all of Nebraska's 24 varsity sports. If media members are aware of any omissions from the book or the letterwinner lists, please contact the Nebraska Communications Office.

Nebraska Communications Office Primary Sport Contacts

Keith Mann Associate AD - Communications	Football	kmann@huskers.com
Jeff Griesch Senior Associate Communications Director/Operations	Women's Basketball, Men's & Women's Golf	kgriesch@huskers.com
Shamus McKnight Senior Associate Communications Director	Men's Basketball, Football	smcknight@huskers.com
Matt Smith Associate Communications Director	Football, Hall of Fame, Strategic Research	msmith@huskers.com
Nate Pohlen Associate Communications Director	Volleyball, Beach Volleyball	npohlen@huskers.com
Jared Meister Assistant Communications Director	Baseball, Football Program	jmeister@huskers.com
Meghan Straub Assistant Communications Director	Soccer, Track & Field	mstraub@huskers.com
Scott Bruhn Director of Photography		sbruhn@huskers.com
Vicki Capazo Credentialing Services	Administrative Support Associate	vcapazo@huskers.com
Paige Trutna Communications Intern	Softball, Cross Country, Rifle	ptrutna2@huskers.unl.edu
Ben Anderson Student Assistant	Women's Gymnastics	banderson71@huskers.unl.edu
Colin Cartwright Student Assistant	Bowling	ccartwright3@huskers.unl.edu
Lauren Karlin Student Assistant	Men's Gymnastics	lkarlin3@huskers.unl.edu
Madi Sheets Student Assistant	Swimming & Diving	madisheets04@gmail.com
Emily Stoner Student Assistant	Wrestling, Men's & Women's Tennis	estoner3@huskers.unl.edu

Secondary Sport Contacts/Student Assistants

Jackson Griesch (secondary soccer, track and field), Tyler Hogg (secondary rifle), Johnny Liesveld (secondary tennis), Lexi Rufenacht (secondary gymnastics), Luke Schlegelmilch (secondary cross country)

Table of Contents

All-Sport History

Team National Champions	5-12
National Players of the Year	13-14
NCAA Award Winners	15
Academic All-Americans of the Year	16
Individual National Champions	17-21
Olympians	22-26
Retired Jerseys	27
Nebraska Athletic Hall of Fame	28-29

Sport-by-Sport Records

Football	30-174
History of Nebraska Football	30-34
Year-by-Year Results	35-38
All-Time Head Coaches	39
All-Time Assistant Coaches	40
Year-by-Year Final Rankings	41
Nebraska's Heisman Trophy History	42
Nebraska's Major Award Winners	43
Huskers in the College Football Hall of Fame	43
All-Century Team	44
Retired Numbers/Jerseys	45-48
First-Team All-Americans	49
Academic All-Americans	49-50
All-Conference Selections	50-53
Academic All-Conference Selections	54-57
NU Football Special Awards	58-59
Team Captains	60-61
Postseason Game Participants	62-64
Nebraska Football Hall of Fame	65-69
NFL Draft History	70-71
Huskers in the NFL	72-77
Super Bowl History	78
Huskers with 10 Years in the NFL	79
NCAA Records	80
Individual Offensive Records	81-100
Individual Defensive Records	101-106
Individual Special Teams Records	106-107
Team Records	108-111
Opponent Records	112-117
Annual Statistics	118-129
The Last Time...	130-133
Overtime/Greatest Comebacks	134
Longest Streaks	135
NCAA/Conference Stat Champions	136-137
Memorial Stadium	138-141
Opponent Series Records	142-159
National Champions	160
Nebraska Bowl History	161-174

Baseball	175-189
Men's Basketball	190-204
Women's Basketball	205-217
Bowling	218-221
Men's Cross Country	222-226
Women's Cross Country	227-230
Men's Golf	231-233
Women's Golf	234-236
Men's Gymnastics	237-240
Women's Gymnastics	241-248
Rifle	249-251
Soccer	252-260
Softball	261-269
Swimming & Diving	270-273
Men's Tennis	274
Women's Tennis	275-276
Men's Track & Field	277-283
Women's Track & Field	284-290
Volleyball	291-297
Wrestling	298-302

Sport-by-Sport Letterwinner Lists

Baseball	303-307
Men's Basketball	308-312
Women's Basketball	313-314
Bowling	315
Men's Cross Country	316
Women's Cross Country	317
Football	318-334
Men's Golf	335
Women's Golf	336
Men's Gymnastics	337-338
Women's Gymnastics	339
Rifle	340
Soccer	341
Softball	342-343
Men's Swimming & Diving	344-346
Women's Swimming & Diving	347-348
Men's Tennis	349-350
Women's Tennis	351
Men's Track & Field	352-357
Women's Track & Field	358-360
Volleyball	361-362
Wrestling	363-365

Nebraska's National Champions

- Nebraska has won 29 team National Championships in a total of five sports
- The 1970 Football team was the first Nebraska team to win a National Championship
- The 1982 Women's Indoor Track & Field Team was the first female Husker team to win a National Championship
- Bowling and Men's Gymnastics lead Nebraska teams with eight National Titles apiece
- Bowling won the inaugural NCAA Championship in 2004
- Bowling won back-to-back National Titles in 2004 and 2005 in the first two NCAA Championships ever held
- Nebraska is the only school in history to win five straight NCAA Men's Gymnastics titles
- Women's Indoor Track & Field won three straight National Championships from 1982 to 1984, including two NCAA titles
- Football won back-to-back National Titles in 1970 & 1971 and 1994 & 1995

All Sports (29)

- Football (1970)
- Football (1971)
- Men's Gymnastics (1979)
- Men's Gymnastics (1980)
- Men's Gymnastics (1981)
- Men's Gymnastics (1982)
- Women's Indoor Track & Field (1982)
- Men's Gymnastics (1983)
- Women's Indoor Track & Field (1983)
- Women's Indoor Track & Field (1984)
- Men's Gymnastics (1988)
- Men's Gymnastics (1990)
- Football (1994)
- Men's Gymnastics (1994)
- Football (1995)
- Volleyball (1995)
- Football (1997)
- Bowling (1999)
- Volleyball (2000)
- Bowling (2001)
- Bowling (2004)
- Bowling (2005)
- Volleyball (2006)
- Bowling (2009)
- Bowling (2013)
- Bowling (2015)
- Volleyball (2015)
- Volleyball (2017)
- Bowling (2021)

By Sport

Bowling (8)

- 1999
- 2001
- 2004
- 2005
- 2009
- 2013
- 2015
- 2021

Football (5)

- 1970
- 1971
- 1994
- 1995
- 1997

Men's Gymnastics (8)

- 1979
- 1980
- 1981
- 1982
- 1983
- 1988
- 1990
- 1994

Volleyball (5)

- 1995
- 2000
- 2006
- 2015
- 2017

Women's Indoor Track & Field (3)

- 1982
- 1983
- 1984

Nebraska's National Champion Team Members

Bowling

1999 (12)

- Kimberly Claus
- Christine Couvillon
- Jennifer Daugherty
- Sarah Hohenfeldt
- Diandra Hyman
- Jennifer Johnston
- Tammy Jordan
- Laura Keas
- Amanda O'Hayre
- Stacy Rogers
- Tara Russell
- Amanda Yost

2001 (13)

- Brittany Burkhamer
- Christine Couvillon
- Paola Gomez
- Ashleigh Hicken
- Diandra Hyman
- Suzanne Medwell
- Amanda O'Hayre
- Christina Perez
- Shannon Pluhowsky
- JoAnn Schmidt
- Emily Schrad
- Kari Schwager
- Amanda Yost

2004 (12)

- Nicole Aleo
- Amanda Burgoyne
- Karla Engh
- Alice Foley
- Jamie Martin
- Adrienne Miller
- Mindy Pancoast
- Christina Perez
- Shannon Pluhowsky
- Patience Price
- Jennifer Schultz
- Melissa Stewart

2005 (12)

- Nicole Aleo
- Lindsay Baker
- Dezra Brown
- Amanda Burgoyne
- Karla Engh
- Jamie Martin
- Adrienne Miller
- Mindy Pancoast
- Shannon Pluhowsky

- Patience Price
- Kelli Roach
- Jennifer Schultz

2009 (9)

- Valerie Calberry
- Kaleena Henning
- Jasmine Laugerman
- Cassandra Leuthold
- Erin McCarthy
- Chelsey Mero
- Katie Ann Sopp
- Kayla Stram
- Danielle van der Meer

2013 (10)

- Elise Bolton
- Amanda Burau
- April Campbell
- Bethany Hedley
- Lizabeth Kuhlkin
- Yan Ling
- Kristina Mickelson
- Alexandra Mosquera
- Emily Nykiel
- Andrea Ruiz

2015 (10)

- Kelly Belzeski
- Julia Bond
- April Campbell
- Melanie Crawford
- Bethany Hedley
- Lizabeth Kuhlkin
- Gazmine Mason
- Alexandra Mosquera
- Andrea Ruiz
- Briana Zabierek

2021 (11)

- Alexis Buchert
- Alexia Cassman
- Marissa Cosentini
- Crystal Elliott
- Alexa Fernandez
- Michelle Guarro
- Kendyl Hofmeister
- Gwen Maeha
- Cassidy Ray
- Amara Smith Speights
- Kayla Verstraete

Football

1970 (81)

- John Adkins
- Frosty Anderson
- Jim Anderson
- Al Austin
- Mike Beran
- Joe Blahak
- Bill Bomberger
- Jim Branch
- Van Brownson
- Randy Butts
- Jim Carstens
- Woody Cox
- John Decker
- Tom Deyke
- Dale Didur
- Joe Duffy
- Doug Dumler
- John Dutton
- Rich Glover
- Dave Goeller
- Bob Grenfell
- Willie Harper
- Phil Harvey
- Bruce Hauge
- Joe Henderson
- Gary Hollstein
- Dennis Hughes
- John Hyland
- Guy Ingles
- Larry Jacobson
- Doug Jamail
- Bill Janssen
- Henry Jennings
- Carl Johnson
- Doug Johnson
- Monte Johnson
- Bob Jones
- Jeff Kinney
- John Kinsel
- Bill Kosch
- Max Linder
- Jerry List
- Brent Longwell
- Dave Mason
- Tom McClelland
- Bob McFarland
- Donnie McGhee
- Pat Morell
- Dave Morock
- Jerry Murtaugh
- Bob Newton
- Clint Newton

- Bill Norberg
- John O'Connell
- Bill Olds
- Joe Orduna
- Bob Papis
- Mike Peetz
- Ed Periard
- Johnny Pitts
- Bill Pogge
- Ralph Powell
- Tom Robison
- Johnny Rodgers
- Paul Rogers
- Dick Rupert
- Merle Schloff
- Bob Schmit
- Dan Schneiss
- Kelly Schults
- Jon Strong
- Jerry Tagge
- Bob Terrio
- Frank Vactor
- Dave Walline
- Bruce Weber
- Daryl White
- Wally Winer
- Bob Wolfe
- Keith Wortman
- Steve Yanda

1971 (87)

- John Adkins
- Frosty Anderson
- Jim Anderson
- Al Austin
- John Bell
- Mike Beran
- Joe Blahak
- Randy Borg
- Jim Branch
- Van Brownson
- Randy Butts
- Jim Carstens
- Ron Coleman
- Woody Cox
- Marvin Crenshaw
- Maury Damkroger
- Tom Deyke
- Dale Didur
- Gary Dixon
- Mark Doak
- Joe Duffy
- Doug Dumler
- John Dutton
- Bruce Fuller
- Glen Garson

- Rich Glover
- Dave Goeller
- Greg Guibord
- Willie Harper
- Phil Harvey
- Bruce Hauge
- Stan Hegener
- Joe Henderson
- Dennis Henrichs
- Jeff Hill
- Gary Hollstein
- Dennis Hughes
- David Humm
- John Hyland
- Larry Jacobson
- Doug Jamail
- Bill Janssen
- Carl Johnson
- Doug Johnson
- Monte Johnson
- Jeff Kinney
- John Kinsel
- Bill Kosch
- Tim Lackovic
- Max Linder
- Jerry List
- Brent Longwell
- Dan Lynch
- Steve Manstedt
- Dave Mason
- Tom McClelland
- Kim McKinley
- Pat Morell
- Chris Nelson
- John O'Connell
- Mike O'Holleran
- Bill Olds
- Bob Papis
- Mike Peetz
- Johnny Pitts
- Bill Pogge
- Ralph Powell
- Phil Righetti
- Tom Robison
- Johnny Rodgers
- Steve Runty
- Dick Rupert
- Rich Sanger
- Bob Schmit
- Bill Sloey
- John Starkebaum
- Jon Strong
- Jerry Tagge
- Bob Terrio
- Robert Thornton
- Bruce Weber

- Don Westbrook
- Daryl White
- Steve Wieser
- Bob Wolfe
- Keith Wortman
- Dennis Zanrosso

1994 (162)

- Matt Aden
- Dave Alderman
- Leonard Alexander
- Eric Alford
- Jacques Allen
- Eric Anderson
- Larry Arnold
- Dennis Bailey
- Reggie Baul
- Damon Benning
- Brook Berringer
- Chad Blahak
- Michael Booker
- Chad Brouse
- Clint Brown
- Lance Brown
- Darren Brummond
- Ted Butler
- Tim Carpenter
- Brady Caskey
- Kenny Cheatham
- Clinton Childs
- Monte Christo
- Josh Cobb
- Sedric Collins
- Doug Colman
- Terry Connealy
- Tray Crayton
- Scott Davenport
- Aaron Davis
- Leslie Dennis
- Chris Dishman
- Troy Dumas
- Constantine Dumitrescu
- Jon Elder
- Phil Ellis
- Darin Erstad
- Jason Fisher
- Greg Ford
- Jay Foreman
- Tommie Frazier
- Sean Gard
- Ben Gessford
- Mark Gilman
- Aaron Graham
- Billy Haafke
- Luther Hardin
- Dwayne Harris

- Ryan Held
- Chris Herron
- Josh Heskew
- Jon Hesse
- Jerad Higman
- Michael Hoffman
- Quint Hogrefe
- Erich Hohl
- Brendan Holbein
- Joe Horst
- Matt Hoskinson
- Bill Humphrey
- Matt Hunting
- Jai Jackson
- Sheldon Jackson
- Vershan Jackson
- Jason Jenkins
- Jeremy Jensen
- Clester Johnson
- Donta Jones
- Jesse Kosch
- Brian Knuckles
- Jeff Lake
- Bill Laffleur
- Charlie Leece
- Mike Lesser
- John Livingston
- Jason Luhr
- Casey Macken
- Octavious McFarlin
- Josh McGrane
- Jeff Makovicka
- Joel Makovicka
- John Martin
- Kory Mikos
- Barron Miles
- Andy Miller
- Bryce Miller
- Mike Minter
- Ian Mitchell
- Brian Morro
- Ed Morrow
- Kareem Moss
- Abdul Muhammad
- Erik Nelson
- Chris Norris
- Sean Noster
- Brian Nunns
- Jeff Ogard
- Jeff Olsen
- Steve Ott
- Aaron Penland
- Jason Pesterfield
- Christian Peter
- Jason Peter
- Lawrence Phillips

- Fred Pollack
- Brett Popplewell
- Bryan Pruitt
- David Reddick
- Ted Retzlaff
- Mike Roberts
- Dorrick Roy
- Mike Rucker
- Jeff Sakalosky
- Scott Saltsman
- Cory Schlesinger
- Darren Schmadeke
- Anthony Schmode
- Brian Schuster
- Jeremy Shadrick
- Matt Shaw
- Tom Sieler
- Marvin Sims
- Adam Skoda
- Larry Smith
- Mike Smith
- Jay Staehr
- Chad Stanley
- Brenden Stai
- Justin Stephens
- Ed Stewart
- Eric Stokes
- Dave Stramel
- Aaron Taylor
- Ryan Terwilliger
- Ross Tessendorf
- Andy Thompson
- Travis Toline
- Jared Tomich
- Larry Townsend
- Adam Treu
- Kyle Tully
- Matt Turman
- Todd Uhlir
- Mike Van Cleave
- Jon Vedral
- Tony Veland
- Steve Volin
- Matt Vrzal
- Brandt Wade
- Eric Walther
- Riley Washington
- Zach Wiegert
- Sean Wieting
- Joel Wilks
- Jamel Williams
- Tyrone Williams
- Jason Wiltz
- Shalis Winder
- Grant Wistrom
- Trampis Wrice

- Jon Zatechka
- Rob Zatechka

1995 (176)

- Matt Aden
- Dave Alderman
- Derek Allen
- Jacques Allen
- Eric Anderson
- Travis Antholz
- Erick Arens
- Larry Arnold
- Dennis Bailey
- Matt Baldwin
- Reggie Baul
- Jason Benes
- Damon Benning
- Brook Berringer
- Andy Bilanzich
- Chad Blahak
- Michael Booker
- Ryan Brauer
- Kris Brown
- Lance Brown
- Darren Brummond
- Ben Buettenback
- Jerry Buettner
- Tim Carpenter
- Kenny Cheatham
- Clinton Childs
- Monte Christo
- Jeff Clausen
- Josh Cobb
- Doug Colman
- Steve Cook
- Rance Cooley
- Tray Crayton
- T.J. DeBates
- Leslie Dennis
- Chris Dishman
- Brandon Drum
- Chad Eicher
- Phil Ellis
- Korey Evans
- Terrell Farley
- Demond Finister
- Jay Foreman
- Tommie Frazier
- Russell Froehlich
- Nate Froeschl
- Scott Frost
- Sean Gard
- Ben Gessford
- Mark Gilman
- Aaron Graham
- Ahman Green

- Trent Gumm
- Billy Haafke
- Dan Hadenfeldt
- Luther Hardin
- Aaron Havlovic
- Ryan Held
- Chris Herron
- Josh Heskew
- Jon Hesse
- Michael Hoffman
- Quint Hogrefe
- Brendan Holbein
- Joe Horst
- Matt Hoskinson
- Matt Hunting
- Jai Jackson
- Julius Jackson
- Sheldon Jackson
- Vershan Jackson
- Kevin James
- Jason Jenkins
- Clester Johnson
- Marcus Johnson
- Adam Julch
- Chad Kelsay
- Ben Kingston
- Chad Kobus
- Josh Kohl
- Jesse Kosch
- Bill Laffleur
- Jeff Lake
- Charlie Leece
- Billy Legate
- Mike Lesser
- Gregg List
- Frankie London
- Casey Macken
- Jeff Makovicka
- Joel Makovicka
- Karnell Matthews
- Alex McClymont
- Octavious McFarlin
- Greg McGraw
- Corey McIntyre
- Kory Mikos
- Barron Miles
- Tom Milius
- Andy Miller
- Bryce Miller
- Mike Minter
- Brian Morro
- Erik Nelson
- Jeff Nolting
- Chris Norris
- Brian Nunns
- Jeff Ogard

- Jason Olnes
- Tony Ortiz
- Steve Ott
- Aaron Penland
- Jeff Perino
- Christian Peter
- Jason Peter
- Brent Petersen
- Jerome Peterson
- Lawrence Phillips
- Fred Pollack
- Chris Rainey
- Steve Raymond
- David Reddick
- Ted Retzlaff
- Mike Roberts
- Dorrick Roy
- Tom Royce
- Mike Rucker
- Scott Saltsman
- Nick Sassaman
- Darren Schmadeke
- Anthony Schmode
- Brian Schuster
- Jason Schwab
- Doug Seaman
- Kareem Sears
- Brian Shaw
- James Sherman
- James Sims
- Adam Skoda
- Jeff Small
- Mike Smith
- Eric Stokes
- Jim Tansey
- Aaron Taylor
- Chris Taylor
- Ryan Terwilliger
- Ross Tessendorf
- Travis Toline
- Jared Tomich
- Larry Townsend
- Adam Treu
- Theron Troxel
- Kyle Tully
- Matt Turman
- Todd Uhlir
- Mike Van Cleave
- Jon Vedral
- Tony Veland
- Steve Volin
- Matt Vrzal
- Brandt Wade
- Eric Walther
- Eric Warfield
- Riley Washington

- Jeff Wells
- Sean Wieting
- Shevin Wiggins
- Jamel Williams
- Tyrone Williams
- Aaron Wills
- Jason Wiltz
- Shalis Winder
- Grant Wistrom
- Ramone Worthly
- Brendan Zahl
- Jon Zatechka

1997 (188)

- Dan Alexander
- Derek Allen
- Luis Almanzar
- Steve Alstadt
- Eric Anderson
- Josh Anderson
- Travis Antholz
- Sean Applegate
- Erick Arens
- Rod Baker
- Matt Baldwin
- Chris Bassett
- Sasho Becvarovski
- Jason Benes
- Tom Beveridge
- Mic Boettner
- Dion Booker
- Kris Brown
- Lance Brown
- Mike Brown
- Ralph Brown
- Correll Buckhalter
- Ben Buettenback
- Grant Bunton
- Jamie Burrow
- Tim Carpenter
- Kenny Cheatham
- Monte Christo
- Jeff Clausen
- Josh Cobb
- Ben Cornelsen
- Tyler Cotten
- Jon Coyne
- Eric Crouch
- Matt Davison
- T.J. DeBates
- Chris Deitloff
- Damian Demps
- Luke Denney
- Leslie Dennis
- Billy Diekmann
- George Dittrick

- Brandon Drum
- Jason Dush
- Mitch Ebke
- J.R. Edwards
- DeAngelo Evans
- Demond Finister
- Clint Finley
- Craig Fischer
- Eric Fischer
- Jay Foreman
- Pat Friesen
- Russell Froehlich
- Scott Frost
- Paul Fujan
- Lonnie Fulton
- Jay Gates
- Mike Gentile
- Ben Gessford
- John Gibson
- Marcus Giles
- Bobby Gill
- Nick Gragert
- Ahman Green
- Mike Green
- Matt Grummert
- George Guidry
- Chris Gustafson
- Billy Haafke
- Dan Hadenfeldt
- Brad Hamik
- Brandon Harrison
- Aaron Havlovic
- Kyle Henson
- Josh Heskow
- Russ Hochstein
- Quint Hogrefe
- Matt Hoskinson
- Matt Ickes
- Julius Jackson
- Sheldon Jackson
- Vershan Jackson
- Eric Johnson
- Marcus Johnson
- Nate Johnson
- Dave Jones
- Jordan Jones
- Adam Julch
- Loran Kaiser
- Chad Kelsay
- Ben Kingston
- Chad Kobus
- Josh Kohl
- Kyle Kollmorgen
- Jesse Kosch
- Bill Lafleur
- Jeff Lake

- Billy Legate
- Curt Lenners
- Gregg List
- Frankie London
- Chace Long
- Kalin Makaiwi
- Joel Makovicka
- Glen Matthews
- Jason McCullough
- Octavious McFarlin
- Mat McGinn
- Greg McGraw
- Jake McKee
- Levi Mehl
- Tom Milius
- Willie Miller
- Brandon Mooberry
- Brian Morro
- John Murphy
- Bobby Newcombe
- Jason Olnes
- Tony Ortiz
- Jon Penny
- Jason Peter
- Jerome Peterson
- Hank Piening
- Carlos Polk
- Fred Pollack
- Ryan Preister
- Brandon Quindt
- Dominic Raiola
- Buck Rasmussen
- Steve Raymond
- Ted Retzlaff
- Khari Reynolds
- Brandon Roth
- Dorrick Roy
- Mike Rucker
- Jay Runty
- Jon Rutherford
- Eric Ryans
- Chris Saalfeld
- Matt Schoening
- Jason Schwab
- Doug Seaman
- Brian Shaw
- James Sherman
- Scott Siebenborn
- Jay Sims
- Travis Soucie
- Jeremy Stanislaw
- Ryan Svoboda
- Erwin Swiney
- Chuck Tack
- Jim Tansey
- Aaron Taylor

- Nick Terrio
- Alik Tillery
- Ross Tessendorf
- Travis Toline
- Arion Turner
- Chad Tuttle
- Noland Urban
- Simon Van Boening
- Mike Van Cleave
- Kyle Vanden Bosch
- Casey Vanderhoef
- Mark Vedral
- Dave Volk
- Brandt Wade
- Joe Walker
- Brian Walters
- Eric Walther
- Brandon Wardyn
- Eric Warfield
- Steve Warren
- Troy Watchorn
- Dan White
- J.P. Wichmann
- Sean Wieting
- Shevin Wiggins
- Chad Wiles
- Aaron Wills
- Jason Wiltz
- Andy Winkler
- Grant Wistrom
- Tracey Wistrom
- Wes Woodward
- Brendan Zahl
- Jon Zatechka

Men's Gymnastics

1979 (18)

- Brian Austin
- Jim Beal
- Richard Brindisi
- Chuck Chmelka
- Miles Dewhirst
- Kevin Dunkley
- Steve Elliott
- Kirk Fridrich
- Larry Gerard
- Jim Hartung
- Mark Hobson
- Mike McCoy
- Terry Nowels
- Steve Parks
- Brad Thompson
- Steve Todd
- Mark Williams
- Jim Winkelmann

1980 (15)

- Brian Austin
- John Balluff
- Phil Cahoy
- Craig Cederbert
- Chuck Chmelka
- Kevin Dunkley
- Steve Elliott
- Jim Hartung
- Frank Hibbitts
- Mark Hobson
- Scott Johnson
- Kris Kaltenbacher
- Phil Pombrio
- Mark Williams
- Jim Winkelmann

1981 (16)

- Ricardo Appel
- John Balluff
- Derek Blanks
- Phil Cahoy
- Chuck Chmelka
- Steve Elliott
- Ron Gallegos
- Jim Hartung
- Frank Hibbitts
- Mark Hobson
- Brandon Hull
- David Hyde
- Scott Johnson
- Andy McCracken
- Jim Mikus
- Jim Winkelmann

1982 (13)

- John Balluff
- Derek Blanks
- Mike Bowers
- Phil Cahoy
- Steve Elliott
- Ron Gallegos
- Jim Hartung
- Frank Hibbitts
- Brandon Hull
- David Hyde
- Scott Johnson
- Andy McCracken
- Jim Mikus

1983 (10)

- Ricardo Appel
- Mike Bowers
- Phil Cahoy
- Steve Cooper
- Brandon Hull

- Scott Johnson
- Jim Mikus
- Chris Riegel
- Mike Schafer
- Wes Suter

1988 (9)

- Brad Bryan
- Kevin Davis
- Ted Dimas
- Mike Epperson
- Patrick Kirksey
- Mark Schiefelbein
- Tom Schlesinger
- Bob Stelter
- Mark Warburton

1990 (9)

- Brad Bryan
- Earl Carter
- Sanyi DeGrazia
- Ted Dimas
- Trent Dimas
- Patrick Kirksey
- Josh Saegert
- Bob Stelter
- Mark Warburton

1994 (8)

- Che Bowers
- Jason Christie
- Sumner Darling
- Richard Grace
- Ted Harris
- Dennis Harrison
- Rick Kieffer
- Burkett Powell

Volleyball

1995 (14)

- Lisa Avery
- Kate Crnich
- Maria Hedbeck
- Christy Johnson
- Denise Koziol
- Jaime Krondak
- Kim Legg
- Stacie Maser
- Jen McFadden
- Fiona Nepo
- Lisa Reitsma
- Renee Saunders
- Allison Weston
- Billie Winsett

2000 (14)

- Rachel Baumstark
- Kim Behrends
- Greichaly Cepero
- Jenae Dowling
- Amber Holmquist
- Pam Krejci
- Jenny Kropp
- Jill McWilliams
- Nancy Metcalf
- Angie Oxley
- Lindsay Peterson
- Laura Pilakowski
- Anna Schrad
- Sara Westling

2006 (12)

- Brooke Bartek
- Dani Busboom
- Kori Cooper
- Amanda Gates
- Maggie Griffin
- Rachel Holloway
- Christina Houghtelling
- Jordan Larson
- Dani Mancuso
- Sarah Pavan
- Rachel Schwartz
- Tracy Stalls

2015 (16)

- Annika Albrecht
- Olivia Boender
- Kelsey Fien
- Mikaela Foecke
- Meghan Haggerty
- Cecilia Hall
- Briana Holman
- Kelly Hunter
- Kenzie Maloney
- Alicia Ostrander
- Tiani Reeves
- Amber Rolfzen
- Kadie Rolfzen
- Brooke Smith
- Sydney Townsend
- Justine Wong-Orantes

2017 (15)

- Annika Albrecht
- Hunter Atherton
- Olivia Boender
- Hayley Densberger
- Mikaela Foecke
- Allie Havers
- Briana Holman
- Kelly Hunter
- Kenzie Maloney
- Chesney McClellan
- Sami Slaughter
- Lauren Stivins
- Jazz Sweet
- Anezka Szabo
- Sydney Townsend

**Women's Indoor
Track & Field**

1982 (28)

- Rhonda Blanford
- Tessy Brandner
- Janet Burke
- Sharon Burrill
- Ann Edmunds
- Tami Essington
- Linda Frerichs
- Marjan Goedhart
- Jennie Gorham
- Wanda Hartso
- Heidi Iractabal
- Deb James
- Nancy Kindig
- Susan Lind
- Alicia McQueen
- Sue Nelson

- Janice Ohrt
- Merlene Ottey
- Sha-ri Pendleton
- Ruth Pugh
- Joi Pullium
- Pam Schubarth
- Robin Small
- Sara Stricker
- Marcia Tate
- Pat Van Horn
- Karen Wood
- Cheryl Zajic

1983 (30)

- Nicole Ali
- Mary Amen
- Holly Ashmore
- Rhonda Blanford
- Janet Burke
- Ann Edmunds
- Peggy Edwards
- Marjan Goedhart
- Jennie Gorham
- Heidi Iractabel
- Lynn LeVanseller
- Susan Lind
- Sue Nelson
- Rhonda Nicholson
- Janice Ohrt
- Merlene Ottey
- Deb Powell
- Kare Richters
- Pam Schubarth
- Cathy Seybold
- Deborah Smith
- Theresa Smith

- Theresa Steffen
- Marcia Tate
- Angela Thacker
- Denise Thiemard
- Stephanie Thomas
- Kirsti Voldnes
- Rhonda Wescott
- Karen Wood

1984 (26)

- Nicole Ali
- Holly Ashmore
- Rhonda Blanford
- Amy Bower
- Janet Burke
- Debbie Clark
- Karlene Erickson
- Jennie Gorham
- Charline Grant
- Karen Grant
- Robin Hanson
- Heidi Iractabel
- Lynn LeVanseller
- Jean Monter
- Sue Nelson
- Jill Noel
- Carol Nunnally
- Merlene Ottey
- Debra Powell
- Heather Smith
- Karyn Szarkowski
- Marcia Tate
- Angela Thacker
- Stephanie Thomas
- Rhonda Wescott
- Laura Wright

Nebraska's National Players of the Year

All Sports (31)

- Johnny Rodgers, Football (1972)
- Jim Hartung, Men's Gymnastics (1982)
- Mike Rozier, Football (1983)
- Denise Day, Softball (1985)
- Wes Suter, Men's Gymnastics (1986)
- Karen Dahlgren, Volleyball (1986)
- Tom Schlesinger, Men's Gymnastics (1988)
- Joanne Brooks, Women's Golf (1990)
- Kim Berke, Bowling (1992) [non-varsity sport at time]
- Karen Jennings, Women's Basketball (1993)
- Allison Weston, Volleyball (1995)
- Diandra Hyman, Bowling (2000)
- Heather Brink, Women's Gymnastics (2000)
- Greichaly Cepero, Volleyball (2000)
- Shannon Pluhowsky, Bowling (2001)
- Eric Crouch, Football (2001)
- Shannon Pluhowsky, Bowling (2004)
- Shannon Pluhowsky, Bowling (2005)
- Richelle Simpson, Women's Gymnastics (2005)
- Alex Gordon, Baseball (2005)
- Christina Houghtelling, Volleyball (2005)
- Lindsay Baker, Bowling (2006)
- Sarah Pavan, Volleyball (2006)
- Amanda Burgoyne, Bowling (2007)
- Ndamukong Suh, Football (2009)
- Cassandra Leuthold, Bowling (2010)
- Jordan Burroughs, Wrestling (2011)
- Emily Wong, Women's Gymnastics (2014)
- Elizabeth Kuhlkin, Bowling (2015)
- Raquel Orozco, Bowling (2020)
- Crystal Elliott, Bowling (2021)

By Sport

Baseball (1)

- Alex Gordon (2005)

Bowling (11)

- Kim Berke (1992) [non-varsity sport at time]
- Diandra Hyman (2000)
- Shannon Pluhowsky (2001)
- Shannon Pluhowsky (2004)
- Shannon Pluhowsky (2005)
- Lindsay Baker (2006)
- Amanda Burgoyne (2007)
- Cassandra Leuthold (2010)
- Elizabeth Kuhlkin (2015)
- Raquel Orozco (2020)
- Crystal Elliott (2021)

Football (4)

- Johnny Rodgers (1972)
- Mike Rozier (1983)
- Eric Crouch (2001)
- Ndamukong Suh (2009)

Men's Gymnastics (3)

- Jim Hartung (1982)
- Wes Suter (1986)
- Tom Schlesinger (1988)

Softball (1)

- Denise Day (1985)

Volleyball (5)

- Karen Dahlgren (1986)
- Allison Weston (1995)
- Greichaly Cepero (2000)
- Christina Houghtelling (2005)
- Sarah Pavan (2006)

Women's Basketball (1)

- Karen Jennings (1993)

Women's Golf (1)

- Joanne Brooks (1990)

Women's Gymnastics (3)

- Heather Brink (2000)
- Richelle Simpson (2005)
- Emily Wong (2014)

Wrestling (1)

- Jordan Burroughs (2011)

Nebraska's National Players of the Year

Baseball

ABCA National Player of the Year (1)

- Alex Gordon (2005)
Other Finalists (1): Jed Morris (2002)

Brooks Wallace Award (1)

- Alex Gordon (2005)

Dick Howser Award (1)

- Alex Gordon (2005)
Other Finalists (3): Shane Komine (2000); Dan Johnson (2001), Alex Gordon (2004)

Golden Spikes Award (1)

- Alex Gordon (2005)
Other Finalists (2): Darin Erstad (1995); Ken Harvey (1999)

Bowling

National Collegiate Bowler of the Year (11)

- Kim Berke (1992) [non-varsity sport at the time]
- Diandra Hyman (2000)
- Shannon Pluhowsky (2001)
- Shannon Pluhowsky (2004)
- Shannon Pluhowsky (2005)
- Lindsay Baker (2006)
- Amanda Burgoyne (2007)
- Cassandra Leuthold (2010)
- Elizabeth Kuhlkin (2015)
- Raquel Orozco (2020)
- Crystal Elliott (2021)

Football

AP Player of the Year (1)

- Ndamukong Suh, Football (2009)

Heisman Trophy (3)

- Johnny Rodgers (1972)
- Mike Rozier (1983)
- Eric Crouch (2001)
Other Top-Five Finishers (8): Sam Francis (2nd, 1936); Bobby Reynolds (5th, 1950); Rich Glover (3rd, 1972); Dave Humm (5th, 1974); Dave Rimington (5th, 1982); Turner Gill (4th, 1983); Tommie Frazier (2nd, 1995); Ndamukong Suh (4th, 2009)

Maxwell Award (1)

- Mike Rozier (1983)

Walter Camp Award (3)

- Johnny Rodgers (1972)
- Mike Rozier (1983)
- Eric Crouch (2001)

Men's Gymnastics

Nissen-Emery Award (3)

- Jim Hartung (1982)
- Wes Suter (1986)
- Tom Schlesinger (1988)
Other Finalists (18): Gene Mackie (1976); Larry Gerard (1979); Phil Cahoy (1983); Scott Johnson (1983); Neil Palmer (1987); Mike Epperson (1989); Patrick Kirksey (1990); Brad Bryan (1991); Dennis Harrison (1994); Richard Grace (1995); Rick Kieffer (1995); Jason Christie (1996); Bill Mulholland (1998); Jim Koziol (1999); Jason Hardabura (2001); Grant Clinton (2002); T.J. Schmidt (2009); Kyle Shanahan (2010); Ethan Lottman (2016); Kyle King (2018); Anton Stephenson (2019); Jake Bonnay (2020); Charlie Giles (2022); Evan Kriley (2022); Donte McKinney (2023); Sam Phillips (2024)

Softball

Honda Award (1)

- Denise Day (1985)
Other Finalists (2): Lori Sippel (1988); Ali Viola (1998)

Volleyball

AVCA National Player of the Year (4)

- Allison Weston (1995)
- Greichaly Cepero (2000)
- Christina Houghtelling (2005)
- Sarah Pavan (2006)

Honda Award (4)

- Karen Dahlgren (1986)
- Allison Weston (1995)
- Greichaly Cepero (2000)
- Sarah Pavan (2006)
Other Finalists (8): Val Novak (1990); Stephanie Thater (1992); Allison Weston (1994); Fiona Nepo (1998); Nancy Metcalf (2001); Christina Houghtelling (2005); Melissa Elmer (2005); Kelsey Robinson (2013); Kadie Rolfzen (2016)

Women's Basketball

Wade Trophy (1)

- Karen Jennings (1993)
Other Finalists: Kelsey Griffin (2010)

Women's Gymnastics

AAI Award (2)

- Richelle Simpson (2005)
- Emily Wong (2014)

Honda Award (1)

- Heather Brink (2000)
Other Finalists (4): Richelle Simpson (2003); Richelle Simpson (2005); Emily Parsons (2007); Emily Wong (2014); Taylor Houchin (2020)

Wrestling

Hodge Trophy (1)

- Jordan Burroughs (2011)

NCAA Award Winners

NCAA Top 10 Award (18)

- Randy Schleusener, Football (1981)
- Dave Rimington, Football (1983)
- Mark Traynowicz, Football (1985)
- Tom Schlesinger, Men's Gymnastics (1989)
- Virginia Stahr, Volleyball (1990)
- Jake Young, Football (1990)
- Patrick Kirksey, Men's Gymnastics (1991)
- Pat Tyrance, Football (1991)
- Janet Kruse, Volleyball (1992)
- Trev Alberts, Football (1994)
- Rob Zatechka, Football (1995)
- Aaron Graham, Football (1996)
- Grant Wistrom, Football (1998)
- Nancy Metcalf, Volleyball (2002)
- Richelle Simpson, Women's Gymnastics (2006)
- Sarah Pavan, Volleyball (2008)
- Mary Weatherholt, Women's Tennis (2014)
- Anton Stephenson, Men's Gymnastics (2020)

Honda Cup (1)

- Sarah Pavan, Volleyball (2006-07)

NCAA Woman of the Year (2)

- Billie Winsett Fletcher, Volleyball (1996)
- Angela Mercurio, Track and Field (2019)

NCAA Elite 90 Award (15)

- Ryann McGough, Rifle (2009-10)
- Bjorn Barrefors, Men's Outdoor Track & Field (2009-10)
- John Welk, Men's Outdoor Track & Field (2012-13)
- Anne Martin, Women's Outdoor Track & Field (2012-13)
- John Welk, Men's Outdoor Track & Field (2013-14)
- Anne Martin, Women's Outdoor Track & Field (2013-14)
- Ethan Lottman, Men's Gymnastics (2014-15)
- Drew Wiseman, Men's Indoor Track & Field (2014-15)
- Will Lohman, Men's Outdoor Track & Field (2014-15)
- Sydney Townsend, Volleyball (2016-17)
- Drew Wiseman, Men's Outdoor Track & Field (2016-17)
- Sydney Townsend, Volleyball (2017-18)
- Danielle Breen, Women's Gymnastics (2017-18)
- Anni Evans, Volleyball (2021-22)
- Hillevi Carlsson, Women's Outdoor Track & Field (2023-24)

NCAA Top 10 Award

Winners by Sport

Football (9)

- Randy Schleusener (1981)
- Dave Rimington (1983)
- Mark Traynowicz (1985)
- Jake Young (1990)
- Pat Tyrance (1991)
- Trev Alberts (1994)
- Rob Zatechka (1995)
- Aaron Graham (1996)
- Grant Wistrom (1998)

Volleyball (4)

- Virginia Stahr (1990)
- Janet Kruse (1992)
- Nancy Metcalf (2002)
- Sarah Pavan (2008)

Men's Gymnastics (3)

- Tom Schlesinger (1989)
- Patrick Kirksey (1991)
- Anton Stephenson (2020)

Women's Gymnastics (1)

- Richelle Simpson (2006)

Women's Tennis (1)

- Mary Weatherholt (2014)

NCAA Elite 90 Award

Winners by Sport

Men's Outdoor Track & Field (5)

- Bjorn Barrefors (2009-10)
- John Welk (2012-13)
- John Welk (2013-14)
- Will Lohman (2014-15)
- Drew Wiseman (2016-17)

Women's Outdoor Track & Field (3)

- Anne Martin (2012-13)
- Anne Martin (2013-14)
- Hillevi Carlsson (2023-24)

Men's Indoor Track & Field (1)

- Drew Wiseman (2014-15)

Women's Volleyball (3)

- Sydney Townsend (2016-17)
- Sydney Townsend (2017-18)
- Anni Evans (2021-22)

Men's Gymnastics (1)

- Ethan Lottman (2014-15)

Women's Gymnastics (1)

- Danielle Breen (2017-18)

Rifle (1)

- Ryann McGough (2009-10)

Academic All-Americans of the Year

Overall (3)

- Rob Zatechka, Football (1994-95)
- Sarah Pavan, Volleyball (2006-07)
- Sarah Pavan, Volleyball (2007-08)

By Sport (16)

- Lori Sippel, Softball (1985)
- Virginia Stahr, Volleyball (1988)
- Virginia Stahr, Volleyball (1989)
- Janet Kruse, Volleyball (1990)
- Janet Kruse, Volleyball (1991)
- Karen Jennings, Women's Basketball (1992)
- Karen Jennings, Women's Basketball (1993)
- Rob Zatechka, Football (1994)
- Nicola Martial, Women's Track & Field (1996)
- Joy Taylor, Women's Gymnastics (1996)
- Janet Blomstedt, Women's Track & Field (1997)
- Jeff Leise, Baseball (2002)
- Jeff Leise, Baseball (2003)
- Sarah Pavan, Volleyball (2006)
- Sarah Pavan, Volleyball (2007)
- John Welk, Men's Track & Field (2015)
- Drew Wiseman, Men's Track & Field (2017)

Baseball (2)

- Jeff Leise (2002)
- Jeff Leise (2003)

Football (1)

- Rob Zatechka (1994)

Men's Track & Field (2)

- John Welk (2015)
- Drew Wiseman (2017)

Softball (1)

- Lori Sippel (1985)

Volleyball (6)

- Virginia Stahr (1988)
- Virginia Stahr (1989)
- Janet Kruse (1990)
- Janet Kruse (1991)
- Sarah Pavan (2006)
- Sarah Pavan (2007)

Women's Basketball (2)

- Karen Jennings (1992)
- Karen Jennings (1993)

Women's Gymnastics (1)

- Joy Taylor (1996)

Women's Track & Field (2)

- Nicola Martial (1996)
- Janet Blomstedt (1997)

Academic All-America Hall of Fame

All Sports (3)

- Dave Rimington, Football (Inducted 2004)
- Karen Jennings, Women's Basketball (Inducted 2008)
- Pat Tyrance, Football (Inducted 2009)

By Sport

Football (2)

- Dave Rimington (Inducted 2004)
- Pat Tyrance (Inducted 2009)

Women's Basketball (1)

- Karen Jennings (Inducted 2008)

Nebraska's Individual National Champions

- 162 individual NCAA Champions across eight sports
- 34 multi-time individual NCAA Champions
- Roland Locke was Nebraska's first individual NCAA Champion and first multi-time individual NCAA Champion
- Merlene Ottey was Nebraska's first female individual NCAA Champion and first multi-time female individual NCAA Champion
- Merlene Ottey is Nebraska's all-time leader with 14 individual NCAA Championships
- Jim Hartung owns the most individual NCAA Championships (7) of any Husker male student-athlete
- Women's Track & Field has captured the most individual NCAA Titles (56) of any Husker sport
- Men's Gymnastics and Men's Track & Field have each claimed 42 individual NCAA Championships

All Sports (162)

- ## All Sports (162)
- Roland Locke, Men's Track & Field (1926)
 - Roland Locke, Men's Track & Field (1926)
 - Hugh Rhea, Men's Track & Field (1932)
 - Sam Francis, Men's Track & Field (1937)
 - Harold Hunt, Men's Track & Field (1941)
 - Bobby Ginn, Men's Track & Field (1942)
 - Howard Debus, Men's Track & Field (1943)
 - Mike Nissen, Wrestling (1963)
 - Charlie Greene, Men's Track & Field (1965)
 - Charlie Greene, Men's Track & Field (1965)
 - Charlie Greene, Men's Track & Field (1966)
 - Charlie Greene, Men's Track & Field (1966)
 - Peter Scott, Men's Track & Field (1966)
 - Charlie Greene, Men's Track & Field (1967)
 - Charlie Greene, Men's Track & Field (1967)
 - Lennox Burgher, Men's Track & Field (1968)
 - Lennox Burgher, Men's Track & Field (1969)
 - Jeff Lee, Men's Track & Field (1977)
 - Paul Downes, Men's Track & Field (1979)
 - Brian Dunnigan, Men's Track & Field (1979)
 - Mark Fluitt, Men's Track & Field (1979)
 - Scott Poehling, Men's Track & Field (1979)
 - Phil Cahoy, Men's Gymnastics (1980)
 - Steve Elliott, Men's Gymnastics (1980)
 - Jim Hartung, Men's Gymnastics (1980)
 - Jim Hartung, Men's Gymnastics (1980)
 - Merlene Ottey, Women's Track & Field (1980)
 - Merlene Ottey, Women's Track & Field (1980)
 - Phil Cahoy, Men's Gymnastics (1980)
 - Phil Cahoy, Men's Gymnastics (1981)
 - Phil Cahoy, Men's Gymnastics (1981)
 - Jim Hartung, Men's Gymnastics (1981)
 - Jim Hartung, Men's Gymnastics (1981)
 - Jim Hartung, Men's Gymnastics (1981)
 - Merlene Ottey, Women's Track & Field (1981)
 - Merlene Ottey, Women's Track & Field (1981)
 - Merlene Ottey, Women's Track & Field (1981)
 - Merlene Ottey, Women's Track & Field (1981)
 - Rhonda Blanford, Women's Track & Field (1982)
 - Rhonda Blanford, Women's Track & Field (1982)
 - Steve Elliott, Men's Gymnastics (1982)
 - Steve Elliott, Men's Gymnastics (1982)
 - Jennie Gorham, Women's Track & Field (1982)
 - Jim Hartung, Men's Gymnastics (1982)
 - Jim Hartung, Men's Gymnastics (1982)
 - Debra James, Women's Track & Field (1982)
 - Debra James, Women's Track & Field (1982)
 - Alicia McQueen, Women's Track & Field (1982)
 - Merlene Ottey, Women's Track & Field (1982)
 - Merlene Ottey, Women's Track & Field (1982)
 - Merlene Ottey, Women's Track & Field (1982)
 - Merlene Ottey, Women's Track & Field (1982)
 - Merlene Ottey, Women's Track & Field (1982)
 - Merlene Ottey, Women's Track & Field (1982)
 - Janet Burke, Women's Track & Field (1983)
 - Scott Johnson, Men's Gymnastics (1983)
 - Scott Johnson, Men's Gymnastics (1983)
 - Scott Johnson, Men's Gymnastics (1983)
 - Merlene Ottey, Women's Track & Field (1983)
 - Merlene Ottey, Women's Track & Field (1983)
 - Chris Riegel, Men's Gymnastics (1983)
 - Denise Thiemard, Women's Track & Field (1983)
 - Merlene Ottey, Women's Track & Field (1984)
 - Chris Riegel, Men's Gymnastics (1984)
 - Bill Scherr, Wrestling (1984)
 - Jim Scherr, Wrestling (1984)
 - Angela Thacker, Women's Track & Field (1984)
 - Rhonda Blanford, Women's Track & Field (1985)
 - Rhonda Blanford, Women's Track & Field (1985)
 - Wes Suter, Men's Gymnastics (1985)
 - Wes Suter, Men's Gymnastics (1985)
 - Wes Suter, Men's Gymnastics (1985)
 - Kevin Davis, Men's Gymnastics (1987)
 - Tom Schlesinger, Men's Gymnastics (1987)
 - Tom Schlesinger, Men's Gymnastics (1987)
 - Linetta Wilson, Women's Track & Field (1987)
 - Linetta Wilson, Women's Track & Field (1987)
 - Kevin Davis, Men's Gymnastics (1988)
 - Kevin Davis, Men's Gymnastics (1988)
 - Sharon Powell, Women's Track & Field (1988)
 - Patrick Kirksey, Men's Gymnastics (1989)
 - Patrick Kirksey, Men's Gymnastics (1989)
 - Renita Robinson, Women's Track & Field (1989)
 - Michelle Bryant, Women's Gymnastics (1990)
 - Patrick Kirksey, Men's Gymnastics (1990)
 - Jason Kelber, Wrestling (1991)
 - Shanelle Porter, Women's Track & Field (1991)
 - Ximena Restrepo, Women's Track & Field (1991)
 - Ximena Restrepo, Women's Track & Field (1991)
 - Kim Walker, Women's Track & Field (1991)
 - Tranquil Wilson, Women's Track & Field (1991)
 - Che Bowers, Men's Gymnastics (1992)
 - Kevin Coleman, Men's Track & Field (1992)
 - Kevin Coleman, Men's Track & Field (1992)
 - Richard Grace, Men's Gymnastics (1993)
 - Shanelle Porter, Women's Track & Field (1993)
 - Tony Purler, Wrestling (1993)
 - Dennis Harrison, Men's Gymnastics (1994)
 - Nicola Martial, Women's Track & Field (1994)
 - Richard Grace, Men's Gymnastics (1995)
 - Richard Grace, Men's Gymnastics (1995)
 - Richard Grace, Men's Gymnastics (1995)
 - Rick Kieffer, Men's Gymnastics (1995)
 - Petar Malesev, Men's Track & Field (1995)

- Nicola Martial, Women's Track & Field (1995)
- Tolly Thompson, Wrestling (1995)
- Angee Henry, Women's Track & Field (1996)
- Angee Henry, Women's Track & Field (1996)
- Penny Heyns, Women's Swimming & Diving (1996)
- Jonah Kiptarus, Men's Track & Field (1996)
- Alex Lamme, Men's Track & Field (1996)
- Nicola Martial, Women's Track & Field (1996)
- Miklos Roth, Men's Track & Field (1996)
- Balazs Tolgyesi, Men's Track & Field (1996)
- Marshall Nelson, Men's Gymnastics (1997)
- Marshall Nelson, Men's Gymnastics (1997)
- Tressa Thompson, Women's Track & Field (1997)
- Tressa Thompson, Women's Track & Field (1997)
- Marshall Nelson, Men's Gymnastics (1998)
- Tressa Thompson, Women's Track & Field (1998)
- Jason Hardabura, Men's Gymnastics (1999)
- Jason Hardabura, Men's Gymnastics (1999)
- Nicole Allaire, Rifle (2000)
- Heather Brink, Women's Gymnastics (2000)
- Heather Brink, Women's Gymnastics (2000)
- Adam Pine, Men's Swimming & Diving (2000)
- Brad Vering, Wrestling (2000)
- Carl Myerscough, Men's Track & Field (2002)
- Becky Breisch, Women's Track & Field (2003)
- Eric Eshbach, Men's Track & Field (2003)
- Carl Myerscough, Men's Track & Field (2003)
- Carl Myerscough, Men's Track & Field (2003)
- Ineta Radevica, Women's Track & Field (2003)
- Richelle Simpson, Women's Gymnastics (2003)
- Richelle Simpson, Women's Gymnastics (2003)
- Becky Breisch, Women's Track & Field (2004)
- Priscilla Lopes, Women's Track & Field (2004)
- Carl Myerscough, Men's Track & Field (2004)
- Jason Powell, Wrestling (2004)
- Ineta Radevica, Women's Track & Field (2004)
- Ineta Radevica, Women's Track & Field (2004)
- Dmitrijs Milkevics, Men's Track & Field (2005)
- Ashley Selig, Women's Track & Field (2005)
- Anne Shadle, Women's Track & Field (2005)
- Anne Shadle, Women's Track & Field (2005)
- Arturs Abolins, Men's Track & Field (2006)
- Arturs Abolins, Men's Track & Field (2006)
- Kristina Fehlings, Rifle (2006)
- Dace Ruskule, Women's Track & Field (2006)
- Paul Donahoe, Wrestling (2007)
- Dusty Jonas, Men's Track & Field (2008)
- Jordan Burroughs, Wrestling (2009)
- Nicholas Gordon, Men's Track & Field (2009)
- Jordan Burroughs, Wrestling (2011)
- Chad Wright, Men's Track & Field (2012)
- Miles Ukaoma, Men's Track & Field (2014)
- Rachel Martin, Rifle (2015)
- Nick Percy, Men's Track & Field (2016)
- Cecelia Ossi, Rifle (2023)
- Axelina Johansson, Women's Track & Field (2023)
- Rhema Otabor, Women's Track & Field (2023)
- Rhema Otabor, Women's Track & Field (2024)
- Darius Luff, Men's Track & Field (2024)

Most Individual NCAA Titles

- Women's Track & Field (56)
- Men's Gymnastics (42)
- Men's Track & Field (42)
- Wrestling (11)
- Women's Gymnastics (5)
- Rifle (4)
- Men's Swimming & Diving (1)
- Women's Swimming & Diving (1)

Multi-Time National Champions (34)

- 14-time individual national champion (1)
- Merlene Ottey, Women's Track & Field

- 7-time individual national champion (1)
- Jim Hartung, Men's Gymnastics

- 6-time individual national champion (1)
- Charlie Greene, Men's Track & Field

- 4-time individual national champion (4)
- Rhonda Blanford, Women's Track & Field
 - Phil Cahoy, Men's Gymnastics
 - Richard Grace, Men's Gymnastics
 - Carl Myerscough, Men's Track & Field

- 3-time individual national champion (9)
- Kevin Davis, Men's Gymnastics
 - Steve Elliott, Men's Gymnastics
 - Scott Johnson, Men's Gymnastics
 - Patrick Kirksey, Men's Gymnastics
 - Nicola Martial, Women's Track & Field
 - Marshall Nelson, Men's Gymnastics
 - Ineta Radevica, Women's Track & Field
 - Wes Suter, Men's Gymnastics
 - Tressa Thompson, Women's Track & Field

- 2-time individual national champion (18)
- Arturs Abolins, Men's Track & Field
 - Becky Breisch, Women's Track & Field
 - Heather Brink, Women's Gymnastics
 - Lennox Burgher, Men's Track & Field
 - Jordan Burroughs, Wrestling
 - Kevin Coleman, Men's Track & Field
 - Jason Hardabura, Men's Gymnastics
 - Angee Henry, Women's Track & Field
 - Debra James, Women's Track & Field
 - Roland Locke, Men's Track & Field
 - Rhema Otabor, Women's Track & Field
 - Shanelle Porter, Women's Track & Field
 - Ximena Restrepo, Women's Track & Field
 - Chris Riegel, Men's Gymnastics
 - Tom Schlesinger, Men's Gymnastics
 - Anne Shadle, Women's Track & Field
 - Richelle Simpson, Women's Gymnastics
 - Linetta Wilson, Women's Track & Field

Nebraska's Individual National Champions by Sport

Men's Gymnastics (42)

All-Around (9)

- Jim Hartung (1980)
- Jim Hartung (1981)
- Wes Suter (1985)
- Tom Schlesinger (1987)
- Kevin Davis (1988)
- Patrick Kirksey (1989)
- Dennis Harrison (1994)
- Richard Grace (1995)
- Jason Hardabura (1999)

Floor Exercise (6)

- Steve Elliott (1980)
- Steve Elliott (1982)
- Scott Johnson (1983)
- Wes Suter (1985)
- Richard Grace (1993)
- Jason Hardabura (1999)

Vault (3)

- Steve Elliott (1982)
- Chris Riegel (1983)
- Chris Riegel (1984)

Pommel Horse (1)

- Che Bowers (1992)

Parallel Bars (14)

- Phil Cahoy (1980)
- Phil Cahoy (1981)
- Jim Hartung (1981)
- Jim Hartung (1982)
- Scott Johnson (1983)
- Kevin Davis (1987)
- Tom Schlesinger (1987)
- Kevin Davis (1988)
- Patrick Kirksey (1989)
- Patrick Kirksey (1990)
- Richard Grace (1994)
- Richard Grace (1995)
- Marshall Nelson (1997)
- Marshall Nelson (1998)

Still Rings (3)

- Jim Hartung (1980)
- Jim Hartung (1981)
- Jim Hartung (1982)

Horizontal Bar (6)

- Phil Cahoy (1980)
- Phil Cahoy (1981)
- Scott Johnson (1983)
- Wes Suter (1985)
- Rick Kieffer (1995)
- Marshall Nelson (1997)

Men's Swimming & Diving (1)

100-Meter Butterfly (1)

- Adam Pine (2000)

Men's Track & Field - Indoor (21)

Long Jump (2)

- Arturs Abolins (2006)
- Nicholas Gordon (2009)

High Jump (2)

- Petar Malesev (1995)
- Dusty Jonas (2008)

Triple Jump (1)

- Lennox Burgher (1969)

Shot Put (4)

- Kevin Coleman (1992)
- Kevin Coleman (1993)
- Carl Myerscough (2002)
- Carl Myerscough (2003)

60-Yard Dash (3)

- Charlie Greene (1965)
- Charlie Greene (1966)
- Charlie Greene (1967)

60-Yard Hurdles (1)

- Jeff Lee (1977)

4x800-Yard Relay (1 team; 4 individuals)

- Paul Downes (1979)
- Brian Dunnigan (1979)
- Mark Fluitt (1979)
- Scott Poehling (1979)

Distance-Medley Relay (1 team; 4 individuals)

- Jonah Kiptarus (1996)
- Alex Lamme (1996)
- Miklos Roth (1996)
- Balazs Tolgyesi (1996)

Men's Track & Field - Outdoor (21)

Long Jump (1)

- Arturs Abolins (2006)

Triple Jump (1)

- Lennox Burgher (1968)

Shot Put (4)

- Hugh Rhea (1932)
- Sam Francis (1937)
- Carl Myerscough (2003)
- Carl Myerscough (2004)

Discus (3)

- Howard Debus (1943)
- Chad Wright (2012)
- Nick Percy (2016)

Pole Vault (2)

- Harold Hunt (1941)
- Eric Eshbach (2003)

60-yard Dash (3)

- Charlie Greene (1965)
- Charlie Greene (1966)
- Charlie Greene (1967)

100-Yard Dash (1)

- Roland Locke (1926)

200-Yard Dash (1)

- Roland Locke (1926)

800-Meter Run (1)

- Dmitrijs Milkevics (2005)

880-Yard Run (1)

- Peter Scott (1966)

Mile Run (1)

- Bobby Ginn (1942)

110-Meter Hurdles (1)

- Darius Luff (2024)

400-Meter Hurdles (1)

- Miles Ukaoma (2014)

Rifle (4)

Smallbore (3)

- Nicole Allaire (2000)
- Rachel Martin (2015)
- Cecelia Ossi (2023)

Air Rifle (1)

- Kristina Fehlings (2006)

Women's Gymnastics (5)

All-Around (2)

- Heather Brink (2000)
- Richelle Simpson (2003)

Vault (2)

- Michele Bryant (1990)
- Heather Brink (2000)

Floor Exercise (1)

- Richelle Simpson (2003)

Women's Swimming & Diving (1)

100-Yard Breaststroke (1)

- Penny Heyns (1996)

Women's Track & Field - Indoor (22)

Long Jump (2)

- Angela Thacker (1984)
- Angee Henry (1996)

Triple Jump (2)

- Nicola Martial (1996)
- Ineta Radevica (2004)

Shot Put (1)

- Tressa Thompson (1997)

Pentathlon (1)

- Ashley Selig (2005)

55-Meter Dash (1)

- Merlene Ottey (1982)

60-Meter Dash (1)

- Merlene Ottey (1981)

60-Yard Dash (2)

- Janet Burke (1983)
- Merlene Ottey (1984)

300-Yard Dash (1)

- Merlene Ottey (1982)

300-Meter Dash (2)

- Merlene Ottey (1980)
- Merlene Ottey (1981)

400-Meter Dash (1)

- Shanelle Porter (1993)

500-Meter Run (1)

- Linetta Wilson (1987)

Mile Run (1)

- Anne Shadle (2005)

55-Meter Hurdles (1)

- Rhonda Blanford (1985)

60-Meter Hurdles (1)

- Priscilla Lopes (2004)

4x220-Yard Relay (1 team; 4 individuals)

- Rhonda Blanford (1982)
- Jennie Gorham (1982)
- Debra James (1982)
- Merlene Ottey (1982)

Women's Track & Field - Outdoor (34)

Long Jump (1)

- Angee Henry (1996)

Triple Jump (5)

- Renita Robinson (1989)
- Nicola Martial (1994)
- Nicola Martial (1995)
- Ineta Radevica (2003)
- Ineta Radevica (2004)

Discus (2)

- Becky Breisch (2004)
- Dace Ruskule (2006)

Shot Put (4)

- Tressa Thompson (1997)
- Tressa Thompson (1998)
- Becky Breisch (2003)
- Axelina Johansson (2023)

Javelin (3)

- Denise Thiemard (1983)
- Rhema Otabor (2023)
- Rhema Otabor (2024)

100-Meter Dash (3)

- Merlene Ottey (1981)
- Merlene Ottey (1982)
- Merlene Ottey (1983)

200-Meter Dash (3)

- Merlene Ottey (1980)
- Merlene Ottey (1981)
- Merlene Ottey (1983)

400-Meter Dash (1)

- Ximena Restrepo (1991)

800-Meter Run (1)

- Sharon Powell (1988)

1,500-Meter Run (1)

- Anne Shadle (2005)

100-Meter Hurdles (1)

- Rhonda Blanford (1985)

400-Meter Hurdles (1)

- Linetta Wilson (1987)

4x100-Meter Relay (1 team; 4 individuals)

- Rhonda Blanford (1982)
- Alicia McQueen (1982)
- Debra James (1982)
- Merlene Ottey (1982)

4x400-Meter Relay (1 team; 4 individuals)

- Shanelle Porter (1991)
- Ximena Restrepo (1991)
- Kim Walker (1991)
- Tranquil Wilson (1991)

Wrestling (11)

123 Pounds (1)

- Mike Nissen (1963)

125 Pounds (2)

- Jason Powell (2004)
- Paul Donahoe (2007)

126 Pounds (2)

- Jason Kelber (1991)
- Tony Purler (1993)

157 Pounds (1)

- Jordan Burroughs (2009)

165 Pounds (1)

- Jordan Burroughs (2011)

177 Pounds (1)

- Jim Scherr (1984)

190 Pounds (1)

- Bill Scherr (1984)

197 Pounds (1)

- Brad Vering (2000)

Heavyweight (1)

- Tolly Thompson (1995)

Husker Olympians

- Huskers have competed in a total of 23 Olympic Games, including 20 Summer Olympics and three Winter Olympics
- At least one Husker has competed in 18 consecutive Summer Olympics, dating back to the 1956 Melbourne Games
- A total of 125 Huskers have been Olympians with a combined 182 Olympic appearances
- 36 Huskers have been multi-time Olympians, led by Merlene Ottey's seven Olympic appearances
- Huskers have represented a total of 33 countries in the Olympics
- More Huskers have competed for the United States (36 Huskers, 55 appearances) than any other country

1912 Summer Olympics (1)

- Lewis Anderson, Men's Track & Field (USA)

1936 Summer Olympics (1)

- Sam Francis, Men's Track & Field (USA)

1956 Summer Olympics (1)

- Keith Gardner, Men's Track & Field (Jamaica)

1960 Summer Olympics (3)

- Dan Brand, Wrestling (USA)
- Keith Gardner, Men's Track & Field (British West Indies)
- Joe Mullins, Men's Track & Field (Canada)

1964 Summer Olympics (2)

- Dan Brand, Wrestling (USA)
- Lynn Headley, Men's Track & Field (Jamaica)

1968 Summer Olympics (4)

- Charlie Greene, Men's Track & Field (USA)
- Clifton Forbes, Men's Track & Field (Jamaica)
- Carol Frost, Women's Track & Field (USA)
- Lynn Headley, Men's Track & Field (Jamaica)

1972 Summer Olympics (4)

- Garth Case, Men's Track & Field (Jamaica)
- Horace Levy, Men's Track & Field (Jamaica)
- Leighton Priestley, Men's Track & Field (Jamaica)
- Donald Quarrie, Men's Track & Field (Jamaica)

1976 Summer Olympics (4)

- John Ebito, Men's Swimming (Nigeria)
- Bengt Jonsson, Men's Swimming (Sweden)
- Leighton Priestley, Men's Track & Field (Jamaica)
- Donald Quarrie, Men's Track & Field (Jamaica)

1980 Summer Olympics (7)

- Phil Cahoy, Men's Gymnastics (USA - BOYCOTT)
- Reynaldo Castro, Men's Swimming (Dominican Republic)
- John Ebito, Men's Swimming (Nigeria)
- Larry Gerard, Men's Gymnastics (USA - BOYCOTT)
- Jim Hartung, Men's Gymnastics (USA - BOYCOTT)
- Merlene Ottey, Women's Track & Field (Jamaica)
- Donald Quarrie, Men's Track & Field (Jamaica)

1984 Summer Olympics (11)

- Janet Burke, Women's Track & Field (Jamaica)
- Reynaldo Castro, Men's Swimming (Dominican Republic)
- Jim Hartung, Men's Gymnastics (USA)
- Scott Johnson, Men's Gymnastics (USA)
- Jim Mikus, Men's Gymnastics (USA - ALTERNATE)
- Merlene Ottey, Women's Track & Field (Jamaica)
- Donald Quarrie, Men's Track & Field (Jamaica)
- Marcia Tate, Women's Track & Field (Jamaica)
- Angela Thacker, Women's Track & Field (USA)

- Dennis Wallace, Men's Track & Field (Jamaica)
- Bill Trott, Men's Track & Field (Bermuda)

1988 Summer Olympics (13)

- Kevin Davis, Men's Gymnastics (USA)
- Scott Johnson, Men's Gymnastics (USA)
- Wendy Lucero, Women's Diving (USA)
- Cathy Noth, Volleyball (USA - ALTERNATE)
- Merlene Ottey, Women's Track & Field (Jamaica)
- Sharon Powell, Women's Track & Field (Jamaica)
- Bill Scherr, Wrestling (USA)
- Jim Scherr, Wrestling (USA)
- Tom Schlesinger, Men's Gymnastics (USA)
- Wes Suter, Men's Gymnastics (USA)
- Marcia Tate, Women's Track & Field (Jamaica)
- Denise Thiernard, Women's Track & Field (Switzerland)
- Bill Trott, Men's Track & Field (Bermuda)

1992 Summer Olympics (12)

- Jan Bidrman, Men's Swimming (Sweden)
- Roberto Bonilla, Men's Swimming (Guatemala)
- Anja Margetic, Women's Swimming (Bosnia)
- Trent Dimas, Men's Gymnastics (USA)
- Lori Endicott, Volleyball (USA)
- Penny Heyns, Women's Swimming (South Africa)
- Mark Jackson, Men's Track & Field (Canada)
- Karen Kruger, Women's Track & Field (South Africa)
- Tamas Molnar, Men's Track & Field (Hungary)
- Merlene Ottey, Women's Track & Field (Jamaica)
- Ximena Restrepo, Women's Track & Field (Colombia)
- Peter Williams, Men's Swimming (South Africa)

1996 Summer Olympics (21)

- Therese Alshammar, Women's Swimming (Sweden)
- Juan Benavides, Men's Swimming (Spain)
- Roberto Bonilla, Men's Swimming (Guatemala)
- Lori Endicott, Volleyball (USA)
- Penny Heyns, Women's Swimming (South Africa)
- Jose Isaza, Men's Swimming (Panama)
- Emma Johnson, Women's Swimming (Australia)
- Valery Kalmikovs, Men's Swimming (Latvia)
- Dieudonne Kwizera, Men's Track & Field (Burundi)
- Lenka Manhalova, Women's Swimming (Czech Republic)
- Nicola Pietrangeli, Women's Track & Field (Guyana)
- Frank Mensah, Men's Track & Field (Ghana)
- Terrie Miller, Women's Swimming (Norway)
- Helene Muller, Women's Swimming (South Africa)
- Patricia Nadler, Women's Track & Field (Switzerland)
- Merlene Ottey, Women's Track & Field (Jamaica)
- Julia Russell, Women's Swimming (South Africa)
- Lori Sippel, Softball (Canada)
- Balazs Tolgyesi, Men's Track & Field (Hungary)
- Linetta Wilson, Women's Track & Field (USA)
- Anna Windsor, Women's Swimming (Australia)

2000 Summer Olympics (16)

- Therese Alshammar, Women's Swimming (Sweden)
- Juan Benavides, Men's Swimming (Spain)
- Javier Botello, Men's Swimming (Spain)
- Rulon Gardner, Wrestling (USA)
- Elvira Fischer, Women's Swimming (Austria)
- Penny Heyns, Women's Swimming (South Africa)
- Valery Kalmikovs, Men's Swimming (Latvia)
- Matt Lindland, Wrestling (USA)
- Helene Muller, Women's Swimming (South Africa)
- Jimmy Pino, Men's Track & Field (Colombia)
- Merlene Ottey, Women's Track & Field (Jamaica)
- Adam Pine, Men's Swimming (Australia)
- Ximena Restrepo, Women's Track & Field (Colombia)
- Jelena Stanisavljevic, Women's Track & Field (Yugoslavia)
- Allison Weston, Volleyball (USA)
- Michael Windisch, Men's Swimming (Austria)

2004 Summer Olympics (14)

- Therese Alshammar, Women's Swimming (Sweden)
- Rulon Gardner, Wrestling (USA)
- Stephanie Skegas, Softball (Greece)
- Sheena Lawrick, Softball (Canada)
- Nenad Loncar, Men's Track & Field (Serbia and Montenegro)
- Priscilla Lopes, Women's Track & Field (Canada)
- Nancy Metcalf, Volleyball (USA)
- Dimitrijs Milkevics, Men's Track & Field (Latvia)
- Merlene Ottey, Women's Track & Field (Slovenia)
- Adam Pine, Men's Swimming (Australia)
- Ineta Radevica, Women's Track & Field (Latvia)
- Dace Ruskule, Women's Track & Field (Latvia)
- Adam Stern, Baseball (Canada)
- Brad Vering, Wrestling (USA)

2006 Winter Olympics (1)

- Curtis Tomasevitz, Bobsled (Football) (USA)

2008 Summer Olympics (16)

- Therese Alshammar, Women's Swimming (Sweden)
- Brian Duensing, Baseball (USA)
- Gyorgyi Farkas, Women's Track & Field (Hungary)
- Dusty Jonas, Men's Track & Field (USA)
- Sheena Lawrick, Softball (Canada)
- Karina LeBlanc, Soccer (Canada)
- Priscilla Lopes, Women's Track & Field (Canada)
- Robin Mackin, Softball (Canada)
- Dimitrijs Milkevics, Men's Track & Field (Latvia)
- Amber Neben (Parkinson), Women's Cycling (Women's T&F) (USA)
- Adam Pine, Men's Swimming (Australia)
- Ineta Radevica, Women's Track & Field (Latvia)
- Adam Stern, Baseball (Canada)
- Brittany Timko, Soccer (Canada)
- Amy Walsh, Soccer (Canada)
- Brad Vering, Wrestling (USA)

2010 Winter Olympics (2)

- Shelley-Ann Brown, Bobsled (Women's Track & Field) (Canada)
- Curtis Tomasevitz, Bobsled (Football) (USA)

2012 Summer Olympics (14)

- Therese Alshammar, Women's Swimming (Sweden)
- Chelsea Aubry, Women's Basketball (Canada)
- Ade Dagunduro, Men's Basketball (Nigeria)
- Jordan Burroughs, Wrestling (USA)

- Gyorgyi Farkas, Women's Track & Field (Hungary)
- Lehann Fourie, Men's Track & Field (South Africa)
- Jordan Larson, Volleyball (USA)
- Karina LeBlanc, Soccer (Canada)
- Aleks Maric, Men's Basketball (Australia)
- Chante McMillan, Women's Track & Field (USA)
- Carl Myerscough, Men's Track & Field (Great Britain)
- Amber Neben (Parkinson), Women's Cycling (Women's T&F) (USA)
- Ineta Radevica, Women's Track & Field (Latvia)
- Brittany Timko, Soccer (Canada)

2014 Winter Olympics (1)

- Curtis Tomasevitz, Bobsled (Football) (USA)

2016 Summer Olympics (10)

- Therese Alshammar, Women's Swimming (Sweden)
- Kayla Banwarth, Volleyball (USA)
- Jordan Burroughs, Wrestling (USA)
- Marusa Cernjul, Women's Track & Field (Slovenia)
- Gyorgyi Farkas, Women's Track & Field (Hungary)
- Jordan Larson, Volleyball (USA)
- Danielle Page, Women's Basketball (Serbia)
- Sarah Pavan, Beach Volleyball (Canada)
- Kelsey Robinson, Volleyball (USA)
- Miles Ukaoma, Men's Track & Field (Nigeria)

2020 Summer Olympics (11)

- Taylor Edwards, Softball (USA - ALTERNATE)
- Mate Koroknai, Men's Track & Field (Hungary)
- Jordan Larson, Volleyball (USA)
- Amber Neben (Parkinson), Women's Cycling (Women's T&F) (USA)
- Beatriz Padron, Women's Swimming (Costa Rica)
- Sarah Pavan, Beach Volleyball (Canada)
- Kelsey Robinson, Volleyball (USA)
- Emma Spence, Women's Gymnastics (Canada - ALTERNATE)
- Keisei Tominaga, 3x3 Men's Basketball (Japan)
- Justine Wong-Orantes, Volleyball (USA)
- Chad Wright, Men's Track & Field (Jamaica)

2024 Summer Olympics (13)

- Yanni Chronopoulos, Men's Gymnastics (Canada - ALTERNATE)
- Mine De Klerk, Women's Track & Field (South Africa)
- Axelina Johansson, Women's Track & Field (Sweden)
- Jordan Larson, Volleyball (USA)
- Maggie Malone-Hardin, Women's Track & Field (USA)
- Jack McVeigh, Men's Basketball (Australia)
- Rhema Otabor, Women's Track & Field (Bahamas)
- Nick Percy, Men's Track & Field (Great Britain)
- Kelsey Robinson, Volleyball (USA)
- Emma Spence, Women's Gymnastics (Canada - ALTERNATE)
- Till Steinforth, Men's Track & Field (Germany)
- Keisei Tominaga, Men's Basketball (Japan)
- Justine Wong-Orantes, Volleyball (USA)

Multi-Time Olympians

7-Time Olympian (1)

- Merlene Ottey, Women's Track & Field
Jamaica (1980, 1984, 1988, 1992, 1996, 2000)
Slovenia (2004)

6-Time Olympian (1)

- Therese Alshammar, Women's Swimming,
Sweden (1996, 2000, 2004, 2008, 2012, 2016)

4-Time Olympian (2)

- Jordan Larson, Volleyball, USA
(2012, 2016, 2020, 2024)
- Donald Quarrie, Men's Track & Field, Jamaica
(1972, 1976, 1980, 1984)

3-Time Olympians (6)

- Gyorgyi Farkas, Women's Track & Field,
Hungary (2008, 2012, 2016)
- Penny Heyns, Women's Swimming,
South Africa (1992, 1996, 2000)
- Adam Pine, Men's Swimming,
Australia (2000, 2004, 2008)
- Ineta Radevica, Women's Track & Field, Latvia
(2004, 2008, 2012)
- Kelsey Robinson, Volleyball, USA (2016, 2020, 2024)
- Curtis Tomasevich, Bobsled (Football), USA
(2006, 2010, 2014)

2-Time Olympians (27)

- Juan Benavides, Men's Swimming, Spain (1996, 2000)
- Jordan Burroughs, Wrestling, USA (2012, 2016)
- Dan Brand, Wrestling, USA (1960, 1964)
- Reynaldo Castro, Men's Swimming,
Dominican Republic (1980, 1984)
- John Ebito, Men's Swimming, Nigeria (1976, 1980)
- Lori Endicott, Volleyball, USA (1992, 1996)
- Keith Gardner, Men's Track & Field,
Jamaica/British West Indies (1956, 1960)
- Rulon Gardner, Wrestling, USA (2000, 2004)
- Jim Hartung, Men's Gymnastics, USA (1980, 1984)
- Lynn Headley, Men's Track & Field, Jamaica
(1964, 1968)
- Scott Johnson, Men's Gymnastics, USA (1984, 1988)
- Valery Kalmikovs, Men's Swimming, Latvia
(1996, 2000)
- Sheena Lawrick, Softball, Canada (2004, 2008)
- Karina LeBlanc, Soccer, Canada (2008, 2012)
- Priscilla Lopes, Women's Track & Field, Canada
(2004, 2008)
- Dimitrijs Milkevics, Men's Track & Field, Latvia
(2004, 2008)
- Helene Muller, Women's Swimming,
South Africa (1996, 2000)
- Amber Neben (Parkinson), Cycling
(Women's Track & Field), USA (2008, 2012)
- Leighton Priestley, Men's Track & Field,
Jamaica (1972, 1976)
- Ximena Restrepo, Women's Track & Field,
Colombia (1992, 2000)
- Emma Spence, Women's Gymnastics, Canada
(2020, 2024)
- Adam Stern, Baseball, Canada (2004, 2008)
- Marcia Tate, Women's Track & Field, Jamaica
(1984, 1988)
- Brittany Timko, Soccer, Canada (2008, 2012)
- Keisei Tominaga, Basketball, Japan (2020, 2024)
- Brad Vering, Wrestling, USA (2004, 2008)
- Justine Wong-Orantes, Volleyball, USA (2020, 2024)

Olympians by Country (122)

- United States (36)
- Canada (15)
- Jamaica (13)
- South Africa (7)
- Sweden (5)
- Australia (4)
- Latvia (4)
- Hungary (4)
- Nigeria (3)
- Austria (2)
- Colombia (2)
- Great Britain (2)
- Serbia and Montenegro (2)
- Slovenia (2)
- Spain (2)
- Switzerland (2)
- Bahamas (1)
- Bermuda (1)
- Berundi (1)
- Bosnia (1)
- British West Indies (1)
- Costa Rica (1)
- Czech Republic (1)
- Dominican Republic (1)
- Germany (1)
- Ghana (1)
- Greece (1)
- Guatemala (1)
- Guyana (1)
- Japan (1)
- Norway (1)
- Panama (1)
- Yugoslavia (1)

Olympic Appearances (182)

- United States (55)
- Jamaica (24)
- Canada (22)
- South Africa (10)
- Sweden (9)
- Latvia (8)
- Australia (7)
- Hungary (6)
- Nigeria (4)
- Colombia (3)
- Spain (3)
- Austria (2)
- Bermuda (2)
- Dominican Republic (2)
- Great Britain (2)
- Guatemala (2)
- Serbia and Montenegro (2)
- Slovenia (2)
- Switzerland (2)
- Japan (2)
- Bahamas (1)
- Berundi (1)
- Bosnia (1)
- British West Indies (1)
- Costa Rica (1)
- Czech Republic (1)
- Germany (1)
- Ghana (1)
- Greece (1)
- Guyana (1)
- Norway (1)
- Panama (1)
- Yugoslavia (1)

Olympic Medalists

- Huskers have combined to win 56 Olympic medals, including 15 gold, 16 silver and 25 bronze medals
- Merlene Ottey (Women's Track & Field) has won the most Olympic medals of any Husker (8)
- Donald Quarrie (Men's Track & Field) has won the most Olympic medals of any male Husker (4)
- Ten Huskers have won multiple Olympic medals
- Penny Heyns (Women's Swimming) is the only Husker to win multiple Olympic gold medals
- Curtis Tomasevitz (Football) and Shelley-Ann Brown (Women's Track & Field) are the only Huskers to win medals in the Winter Olympics (Tomasevitz - Bobsled gold in 2010; Brown - Bobsled silver in 2010)

All Sports (56)

- Keith Gardner, Men's Track & Field - Bronze (1960)
- Dan Brand, Wrestling - Bronze (1964)
- Charlie Greene, Men's Track & Field - Gold (1968)
- Charlie Greene, Men's Track & Field - Bronze (1968)
- Donald Quarrie, Men's Track & Field - Gold (1976)
- Donald Quarrie, Men's Track & Field - Silver (1976)
- Merlene Ottey, Women's Track & Field - Bronze (1980)
- Donald Quarrie, Men's Track & Field - Bronze (1980)
- Jim Hartung, Men's Gymnastics - Gold (1984)
- Scott Johnson, Men's Gymnastics - Gold (1984)
- Merlene Ottey, Women's Track & Field - Bronze (1984)
- Merlene Ottey, Women's Track & Field - Bronze (1984)
- Donald Quarrie, Men's Track & Field - Silver (1984)
- Bill Scherr, Wrestling - Bronze (1988)
- Trent Dimas, Men's Gymnastics - Gold (1992)
- Lori Endicott, Volleyball - Bronze (1992)
- Merlene Ottey, Women's Track & Field - Bronze (1992)
- Ximena Restrepo, Women's Track & Field - Bronze (1992)
- Penny Heyns, Women's Swimming - Gold (1996)
- Penny Heyns, Women's Swimming - Gold (1996)
- Linetta Wilson, Women's Track & Field - Gold (1996)
- Merlene Ottey, Women's Track & Field - Silver (1996)
- Merlene Ottey, Women's Track & Field - Silver (1996)
- Merlene Ottey, Women's Track & Field - Bronze (1996)
- Emma Johnson, Women's Swimming - Bronze (1996)
- Therese Alshammar, Women's Swimming - Silver (2000)
- Therese Alshammar, Women's Swimming - Silver (2000)
- Therese Alshammar, Women's Swimming - Bronze (2000)
- Penny Heyns, Women's Swimming - Bronze (2000)
- Adam Pine, Men's Swimming - Gold (2000)
- Adam Pine, Men's Swimming - Silver (2000)
- Rulon Gardner, Wrestling - Gold (2000)
- Matt Lindland, Wrestling - Silver (2000)
- Merlene Ottey, Women's Track & Field - Silver (2000)
- Merlene Ottey, Women's Track & Field - Bronze (2000)
- Rulon Gardner, Wrestling - Bronze (2004)
- Brian Duensing, Baseball - Bronze (2008)
- Adam Pine, Men's Swimming - Bronze (2008)
- Priscilla Lopes, Women's Track & Field - Bronze (2008)
- Shelley-Ann Brown, Bobsled (Women's T&F) - Silver (2010)
- Curtis Tomasevitz, Bobsled (Football) - Gold (2010)
- Jordan Burroughs, Wrestling - Gold (2012)
- Jordan Larson, Volleyball - Silver (2012)
- Karina LeBlanc, Soccer - Bronze (2012)
- Brittany Timko, Soccer - Bronze (2012)
- Curtis Tomasevitz, Bobsled (Football) - Silver (2014)
- Kayla Banwarth, Volleyball - Bronze (2016)
- Jordan Larson, Volleyball - Bronze (2016)
- Danielle Page, Basketball - Bronze (2016)
- Kelsey Robinson, Volleyball - Bronze (2016)
- Jordan Larson, Volleyball - Gold (2020)
- Kelsey Robinson, Volleyball - Gold (2020)
- Justine Wong-Orantes, Volleyball - Gold (2020)
- Jordan Larson, Volleyball - Silver (2024)
- Kelsey Robinson, Volleyball - Silver (2024)
- Justine Wong-Orantes, Volleyball - Silver (2024)

By Medal

Gold (15)

- Charlie Greene, Men's Track & Field (1968)
- Donald Quarrie, Men's Track & Field (1976)
- Jim Hartung, Men's Gymnastics (1984)
- Scott Johnson, Men's Gymnastics (1984)
- Trent Dimas, Men's Gymnastics (1992)
- Penny Heyns, Women's Swimming (1996)
- Penny Heyns, Women's Swimming (1996)
- Linetta Wilson, Women's Track & Field (1996)
- Adam Pine, Men's Swimming (2000)
- Rulon Gardner, Wrestling (2000)
- Curtis Tomasevitz, Bobsled (Football) (2010)
- Jordan Burroughs, Wrestling (2012)
- Jordan Larson, Volleyball (2020)
- Kelsey Robinson, Volleyball (2020)
- Justine Wong-Orantes, Volleyball (2020)

Silver (16)

- Donald Quarrie, Men's Track & Field (1976)
- Donald Quarrie, Men's Track & Field (1984)
- Merlene Ottey, Women's Track & Field (1996)
- Merlene Ottey, Women's Track & Field (1996)
- Therese Alshammar, Women's Swimming (2000)
- Therese Alshammar, Women's Swimming (2000)
- Matt Lindland, Wrestling (2000)
- Merlene Ottey, Women's Track & Field (2000)
- Adam Pine, Men's Swimming (2000)
- Adam Pine, Men's Swimming (2008)
- Shelley-Ann Brown, Bobsled (Women's T&F) - Silver (2010)
- Jordan Larson, Volleyball (2012)
- Curtis Tomasevitz, Bobsled (Football) - Silver (2014)
- Jordan Larson, Volleyball (2024)
- Kelsey Robinson, Volleyball (2024)
- Justine Wong-Orantes, Volleyball (2024)

Bronze (25)

- Keith Gardner, Men's Track & Field (1960)
- Dan Brand, Wrestling (1964)
- Charlie Greene, Men's Track & Field (1968)
- Donald Quarrie, Men's Track & Field (1980)
- Merlene Ottey, Women's Track & Field (1980)
- Merlene Ottey, Women's Track & Field (1984)
- Merlene Ottey, Women's Track & Field (1984)
- Bill Scherr, Wrestling - Bronze (1988)
- Merlene Ottey, Women's Track & Field (1992)
- Ximena Restrepo, Women's Track & Field (1992)
- Lori Endicott, Volleyball (1992)
- Merlene Ottey, Women's Track & Field (1996)
- Emma Johnson, Women's Swimming (1996)
- Therese Alshammar, Women's Swimming (2000)
- Penny Heyns, Women's Swimming (2000)
- Merlene Ottey, Women's Track & Field (2000)
- Rulon Gardner, Wrestling (2004)
- Brian Duensing, Baseball (2008)
- Priscilla Lopes, Women's Track & Field (2008)
- Karina LeBlanc, Soccer (2012)
- Brittany Timko, Soccer (2012)
- Kayla Banwarth, Volleyball (2016)
- Jordan Larson, Volleyball (2016)
- Danielle Page, Basketball (2016)
- Kelsey Robinson, Volleyball (2016)

Multi-Time Olympic Medalists

- Merlene Ottey, Women's Track & Field (9)
- Donald Quarrie, Men's Track & Field (4)
- Therese Alshammar, Women's Swimming (3)
- Penny Heyns, Women's Swimming (3)
- Jordan Larson, Volleyball (4)
- Adam Pine, Men's Swimming (3)
- Kelsey Robinson, Volleyball (3)
- Rulon Gardner, Wrestling (2)
- Charlie Greene, Men's Track & Field (2)
- Justine Wong-Orantes, Volleyball (2)

Merlene Ottey, Women's Track & Field (9)

- Silver: 100-Meter Dash (1996)
- Silver: 200-Meter Dash (1996)
- Silver: 4x100-Meter Relay (2000)
- Bronze: 200-Meter Dash (1980)
- Bronze: 100-Meter Dash (1984)
- Bronze: 200-Meter Dash (1984)
- Bronze: 200-Meter Dash (1992)
- Bronze: 4x100-Meter Relay (1996)
- Bronze: 100-Meter Dash (2000)

Jordan Larson, Volleyball (4)

- Gold: Volleyball (2020)
- Silver: Volleyball (2012)
- Silver: Volleyball (2024)
- Bronze: Volleyball (2016)

Donald Quarrie, Men's Track & Field (4)

- Gold: 200-Meter Dash (1976)
- Silver: 100-Meter Dash (1976)
- Silver: 4x100-Meter Relay (1984)
- Bronze: 200-Meter Dash (1980)

Penny Heyns, Women's Swimming (3)

- Gold: 100-Meter Breaststroke (1996)
- Gold: 200-Meter Breaststroke (1996)
- Bronze: 100-Meter Breaststroke (2000)

Therese Alshammar, Women's Swimming (3)

- Silver: 50-Meter Freestyle (2000)
- Silver: 100-Meter Freestyle (2000)
- Bronze: 4x100-Meter Freestyle Relay (2000)

Adam Pine, Men's Swimming (3)

- Gold: 4x100-Meter Freestyle Relay (2000)
- Silver: 4x100-Meter Medley Relay (2000)
- Bronze: 4x100-Meter Medley Relay (2008)

Kelsey Robinson, Volleyball (3)

- Gold: Volleyball (2020)
- Silver: Volleyball (2024)
- Bronze: Volleyball (2016)

Charlie Greene, Men's Track & Field (2)

- Gold: 4x100-Meter Relay (1968)
- Bronze: 100-Meter Dash (1968)

Rulon Gardner, Wrestling (2)

- Gold: Greco-Roman Heavyweight (2000)
- Bronze: Greco-Roman Heavyweight (2004)

Justine Wong-Orantes, Volleyball (2)

- Gold: Volleyball (2020)
- Silver: Volleyball (2024)

Nebraska Retired Jerseys

- 51 Huskers have their jersey retired
- Tom Novak was the first Husker to have his jersey retired and the first Husker to have his number permanently retired
- Cathy Noth (Volleyball) was the first female Husker to have her jersey retired in 1988

Chronological (51)

- Tom Novak, Football (No. 60, 1949)*
- Johnny Rodgers, Football (No. 20, 1972)
- Rich Glover, Football (No. 79, 1972)
- Dave Rimington, Football (No. 50, 1982)
- Mike Rozier, Football (No. 30, 1983)
- Dean Steinkuhler, Football (No. 71, 1983)
- Dave Hoppen, Men's Basketball (No. 42, 1986)
- Cathy Noth, Volleyball (No. 11, 1988)
- Karen Dahlgren, Volleyball (No. 13, 1989)
- Stuart Lantz, Men's Basketball (No. 22, 1989)
- Lori Endicott, Volleyball (No. 23, 1992)
- Larry Jacobson, Football (No. 75, 1994)
- Will Shields, Football (No. 75, 1994)
- Trev Alberts, Football (No. 34, 1994)
- Lori Sippel, Softball (No. 16, 1995)
- Zach Wiegert, Football (No. 74, 1995)
- Karen Jennings, Women's Basketball (No. 51, 1995)
- Tommie Frazier, Football (No. 15, 1996)
- Allison Weston, Volleyball (No. 18, 1997)
- Aaron Taylor, Football (No. 67, 1998)
- Grant Wistrom, Football (No. 98, 1998)
- Denise Day, Softball (No. 10, 1999)
- Julie Geis, Softball (No. 15, 2001)
- Dominic Raiola, Football (No. 54, 2002)
- Eric Crouch, Football (No. 7, 2002)
- Bob Brown, Football (No. 64, 2004)*
- Janet Kruse, Volleyball (No. 17, 2004)
- Eric Piatkowski, Men's Basketball (No. 52, 2006)
- Stephanie Thater, Volleyball (No. 2, 2008)
- Ndamukong Suh, Football (No. 93, 2009)
- Peaches James, Softball (No. 42, 2010)
- Maurice Ivy, Women's Basketball (No. 30, 2011)
- Nancy Metcalf, Volleyball (No. 7, 2012)
- Kelsey Griffin, Women's Basketball (No. 23, 2014)
- Tyronn Lue, Men's Basketball (No. 10, 2017)
- Guy Chamberlin, Football (Number not available, 2017)
- Clarence Swanson, Football (No. 1, 2017)
- Ed Weir, Football (No. 35, 2017)
- George Sauer, Football (No. 25, 2017)
- Sam Francis, Football (No. 38, 2017)
- Forrest Behm, Football (No. 33, 2017)
- Bobby Reynolds, Football (No. 12, 2017)
- Wayne Meylan, Football (No. 66, 2017)
- Jordan Larson, Volleyball (No. 10, 2017)
- Sarah Pavan, Volleyball (No. 9, 2018)
- Darin Erstad, Baseball (No. 17, 2023)
- Alex Gordon, Baseball (No. 4, 2023)
- Shane Komine, Baseball (No. 28, 2023)
- Ali Viola, Softball (No. 2, 2018)
- Jordan Hooper, Women's Basketball (No. 35, 2024)
- Taylor Edwards, Softball (No. 12, 2024)

*Number permanently retired

By Sport

Football (25)

- Tom Novak (No. 60, 1949)*
- Johnny Rodgers (No. 20, 1972)
- Rich Glover (No. 79, 1972)
- Dave Rimington (No. 50, 1982)
- Mike Rozier (No. 30, 1983)
- Dean Steinkuhler (No. 71, 1983)
- Larry Jacobson (No. 75, 1994)
- Will Shields (No. 75, 1994)
- Trev Alberts (No. 34, 1994)
- Zach Wiegert (No. 74, 1995)
- Tommie Frazier (No. 15, 1996)
- Aaron Taylor (No. 67, 1998)
- Grant Wistrom (No. 98, 1998)
- Dominic Raiola (No. 54, 2002)
- Eric Crouch (No. 7, 2002)
- Bob Brown (No. 64, 2004)*
- Ndamukong Suh (No. 93, 2009)
- Guy Chamberlin (Number not available, 2017)
- Clarence Swanson (No. 1, 2017)
- Ed Weir (No. 35, 2017)
- George Sauer (No. 25, 2017)
- Sam Francis (No. 38, 2017)
- Forrest Behm (No. 33, 2017)
- Bobby Reynolds (No. 12, 2017)
- Wayne Meylan (No. 66, 2017)

Baseball (3)

- Darin Erstad (No. 17, 2023)
- Alex Gordon (No. 4, 2023)
- Shane Komine (No. 28, 2023)

Men's Basketball (4)

- Dave Hoppen (No. 42, 1986)
- Stuart Lantz (No. 22, 1989)
- Eric Piatkowski (No. 52, 2006)
- Tyronn Lue (No. 10, 2018)

Softball (6)

- Lori Sippel (No. 16, 1995)
- Denise Day (No. 10, 1999)
- Julie Geis (No. 15, 2001)
- Peaches James (No. 42, 2010)
- Ali Viola (No. 2, 2018)
- Taylor Edwards (No. 12, 2024)

Women's Basketball (4)

- Karen Jennings (No. 51, 1995)
- Maurice Ivy (No. 30, 2011)
- Kelsey Griffin (No. 23, 2014)
- Jordan Hooper (No. 35, 2024)

Volleyball (9)

- Cathy Noth (No. 11, 1988)
- Karen Dahlgren (No. 13, 1989)
- Lori Endicott (No. 23, 1992)
- Allison Weston (No. 18, 1997)
- Janet Kruse (No. 17, 2004)
- Stephanie Thater (No. 2, 2008)
- Nancy Metcalf (No. 7 in 2012)
- Jordan Larson (No. 10 in 2017)
- Sarah Pavan (No. 9 in 2018)

Nebraska Athletic Hall of Fame

- 81 Huskers have been honored with induction into the Nebraska Athletic Hall of Fame, since its inception in 2015
- 22 Huskers were inducted in the inaugural Hall of Fame class, covering all of Nebraska's varsity sports
- The five members of the 2024 Hall of Fame class will be inducted into the Hall of Fame Plaza on the East side of Memorial Stadium on Oct. 4.

Alphabetical

- Francis Allen, Men's Gymnastics (2019)
- Therese Alshammar, Women's Swimming & Diving (2021)
- Rhonda Blanford-Green, Women's Track & Field (2019)
- Heather Brink, Women's Gymnastics (2016)
- Bob Brown, Football (2017)
- Amanda Burgoyne Vermilyea, Bowling (2020)
- Jordan Burroughs, Wrestling (2021)
- Phil Cahoy, Men's Gymnastics (2016)
- Greichaly Cepero, Volleyball (2019)
- Bob Cerv, Baseball (2021)
- Guy Chamberlin, Football (2022)
- Eric Crouch, Football (2020)
- Karen Dahlgren (Schonewiese), Volleyball (2017)
- Denise Day, Softball (2017)
- Bob Devaney, Football (2018)
- Lori Endicott, Volleyball (2023)
- Darin Erstad, Baseball/Football (2018)
- Sam Francis, Football/Men's Track & Field (2020)
- Tommie Frazier, Football (2023)
- Steve Friesen, Men's Golf (2015)
- Carol Frost, Women's Track & Field (2019)
- Rich Glover, Football (2017)
- Alex Gordon, Baseball (2015)
- Charlie Greene, Men's Track & Field (2015)
- Kelsey Griffin, Women's Basketball (2021)
- Jim Hartung, Men's Gymnastics (2015)
- Penny Heyns, Women's Swimming & Diving (2015)
- Jordan Hooper, Women's Basketball (2024)
- Dave Hoppen, Men's Basketball (2017)
- Christina Houghttelling, Volleyball (2022)
- Maurice Ivy, Women's Basketball (2020)
- Larry Jacobson, Football (2021)
- Peaches James, Softball (2018)
- Karen Jennings, Women's Basketball (2015)
- Scott Johnson, Men's Gymnastics (2017)
- Steven Jung, Men's Tennis (2015)
- Joe Kirby, Men's Cross Country (2015)
- Patrick Kirksey, Men's Gymnastics (2022)
- Shane Komine, Baseball (2022)
- Janet Kruse (Sellon), Volleyball (2016)
- Jordan Larson, Volleyball (2020)
- Christine Latham, Soccer (2015)
- Nicola Martial, Women's Track & Field (2016)
- Nancy Metcalf, Volleyball (2016)
- Liz Mooney (Shaffer), Women's Tennis (2015)
- Carl Myerscough, Men's Track & Field (2024)
- Cathy Noth, Volleyball (2021)
- Tom Osborne, Football (2018)
- Merlene Ottey, Women's Track & Field (2015)
- Emily Parsons, Women's Gymnastics (2023)
- Sarah Pavan, Volleyball (2018)
- Gary Pepin, Track & Field (2023)
- Terry Pettit, Volleyball (2020)
- Eric Piatkowski, Men's Basketball (2015)
- Adam Pine, Men's Swimming & Diving (2015)
- Shannon Pluhowsky, Bowling (2015)
- Louise Pound, Men's Tennis (2022)
- Dave Rimington, Football (2015)
- Johnny Rodgers, Football (2016)
- Mike Rozier, Football (2018)
- Sarah Sasse-Kildow, Women's Golf (2015)
- Bill Scheer, Wrestling (2015)
- Tom Schlesinger, Men's Gymnastics (2018)
- Will Shields, Football (2016)
- Richelle Simpson, Women's Gymnastics (2015)
- Lori Sippel, Softball (2015)
- Virginia Stahr, Volleyball (2024)
- Bill Straub, Bowling (2022)
- Ndamukong Suh, Football (2024)
- Wes Suter, Men's Gymnastics (2019)
- Fran ten Benschel (Benne), Women's Cross Country (2015)
- Angela Thacker, Women's Track & Field (2022)
- Tolly Thompson, Wrestling (2023)
- Brittany Timko, Soccer (2023)
- Amanda Trujillo (Scriver), Rifle (2015)
- Ali Viola, Softball (2022)
- Mary Weatherholt, Women's Tennis (2024)
- Ed Weir, Football/Men's Track & Field (2019)
- Allison Weston, Volleyball (2015)
- Grant Wistrom, Football (2019)
- Emily Wong, Women's Gymnastics (2024)

Nebraska Athletic Hall of Fame

Year of Induction

2015 (22)

- Steve Friesen, Men's Golf (2015)
- Alex Gordon, Baseball (2015)
- Charlie Greene, Men's Track & Field (2015)
- Jim Hartung, Men's Gymnastics (2015)
- Penny Heyns, Women's Swimming & Diving (2015)
- Karen Jennings, Women's Basketball (2015)
- Steven Jung, Men's Tennis (2015)
- Joe Kirby, Men's Cross Country (2015)
- Christine Latham, Soccer (2015)
- Liz Mooney (Shaffer), Women's Tennis (2015)
- Merlene Ottey, Women's Track & Field (2015)
- Eric Piatkowski, Men's Basketball (2015)
- Adam Pine, Men's Swimming & Diving (2015)
- Shannon Pluhowsky, Bowling (2015)
- Dave Rimington, Football (2015)
- Sarah Sasse-Kildow, Women's Golf (2015)
- Bill Scheer, Wrestling (2015)
- Richelle Simpson, Women's Gymnastics (2015)
- Lori Sippel, Softball (2015)
- Fran ten Benschel (Benne), Women's Cross Country (2015)
- Amanda Trujillo (Scrivner), Rifle (2015)
- Allison Weston, Volleyball (2015)

2016 (7)

- Heather Brink, Women's Gymnastics (2016)
- Phil Cahoy, Men's Gymnastics (2016)
- Janet Kruse (Sellon), Volleyball (2016)
- Nicola Martial, Women's Track & Field (2016)
- Nancy Metcalf, Volleyball (2016)
- Johnny Rodgers, Football (2016)
- Will Shields, Football (2016)

2017 (6)

- Bob Brown, Football (2017)
- Karen Dahlgren (Schonewise), Volleyball (2017)
- Denise Day, Softball (2017)
- Rich Glover, Football (2017)
- Dave Hoppen, Men's Basketball (2017)
- Scott Johnson, Men's Gymnastics (2017)

2018 (7)

- Bob Devaney, Football (2018)
- Darin Erstad, Baseball/Football (2018)
- Peaches James, Softball (2018)
- Tom Osborne, Football (2018)
- Sarah Pavan, Volleyball (2018)
- Mike Rozier, Football (2018)
- Tom Schlesinger, Men's Gymnastics (2018)

2019 (7)

- Francis Allen, Men's Gymnastics (2019)
- Rhonda Blanford-Green, Women's Track & Field (2019)
- Greichaly Cepero, Volleyball (2019)
- Carol Frost, Women's Track & Field (2019)
- Wes Suter, Men's Gymnastics (2019)
- Ed Weir, Football/Men's Track & Field (2019)
- Grant Wistrom, Football (2019)

2020 (6)

- Amanda Burgoyne Vermilyea, Bowling (2020)
- Eric Crouch, Football (2020)
- Sam Francis, Football/Men's Track & Field (2020)
- Maurice Ivy, Women's Basketball (2020)
- Jordan Larson, Volleyball (2020)
- Terry Pettit, Volleyball (2020)

2021 (6)

- Therese Alshammar, Women's Swimming & Diving (2021)
- Jordan Burroughs, Wrestling (2021)
- Bob Cerv, Baseball (2021)
- Kelsey Griffin, Women's Basketball (2021)
- Larry Jacobson, Football (2021)
- Cathy Noth, Volleyball (2021)

2022 (8)

- Guy Chamberlin, Football (2022)
- Christina Houghtelling, Volleyball (2022)
- Patrick Kirksey, Men's Gymnastics (2022)
- Shane Komine, Baseball (2022)
- Louise Pound, Men's Tennis (2022)
- Bill Straub, Bowling (2022)
- Angela Thacker, Women's Track & Field (2022)
- Ali Viola, Softball (2022)

2023 (6)

- Lori Endicott, Volleyball (2023)
- Tommie Frazier, Football (2023)
- Emily Parsons, Women's Gymnastics (2023)
- Gary Pepin, Track & Field (2023)
- Tolly Thompson, Wrestling (2023)
- Brittany Timko, Soccer (2023)

2024 (6)

- Jordan Hooper, Women's Basketball (2024)
- Carl Myerscough, Men's Track & Field (2024)
- Virginia Stahr, Volleyball (2024)
- Ndamukong Suh, Football (2024)
- Mary Weatherholt, Women's Tennis (2024)
- Emily Wong, Women's Gymnastics (2024)

The History of Nebraska Football

Fans celebrated by waving banners of old gold. "The score stood 10 to nothing in the state university's favor and great and loud were the yells that filled the atmosphere," a newspaper account said.

The date was Nov. 27, 1890. The state university was Nebraska, which had just defeated a team representing the Omaha YMCA. The game, composed of a 35-minute first half and a 43-minute second half, was played in Omaha. So began Nebraska's rich football tradition.

It was an abbreviated opening "season." Nebraska's first football team played only one other game, in February of 1891, an 18-0 victory against Doane College in Crete, Neb. Whether or not Dr. Langdon Frothingham, the team's "coach," was still at Nebraska when the team traveled to Crete is unclear. Frothingham, a new faculty member from Harvard, was made the coach primarily because he had brought a football with him. He returned to Boston in 1891, probably before that second game.

Nebraska didn't actually have a football coach until 1893, when Frank Crawford was hired for an amount reported to have been between \$300 and \$500. His salary included room and board. Crawford also played quarterback in at least one game during his brief tenure as coach.

Nebraska's first game against an opponent from outside the state was in 1891, when Iowa won a game played in Omaha, 22-0. The first victory against an out-of-state opponent came in 1892, when George Flippin led Nebraska past Illinois at Lincoln. The score was 6-0.

Flippin was the first African-American athlete at Nebraska and only the fifth black athlete at a predominantly white university. Because of Flippin's presence on the roster, Missouri refused to play a scheduled game with Nebraska at Omaha in 1892. The result was a 1-0 forfeit.

In the early years, Nebraska's football team had several nicknames, including Tree-planters, Rattlesnake Boys, Antelopes, Old Gold Knights (which didn't work well after the school colors were made scarlet and cream around 1900) and Bugeaters. The team was first called Cornhuskers in 1899. Charles "Cy" Sherman, sports editor of the Nebraska State Journal at the time, assigned the nickname.

Sherman, who later gained national prominence as the sports editor of The Lincoln Star, was known as the "father of the Cornhuskers" and was made an honorary member of the Nebraska letterman's club.

Nebraska was an independent football power in the Midwest by then, under Coach Walter C. "Bummy" Booth.

"Nebraska occupies a unique position in western football," a newspaper account in 1903 said. "Too strong to find fearful competitors, the Cornhuskers can almost weep with Alexander the Great because they have no more teams to conquer."

Booth coached Nebraska from 1900 to 1905, with his teams compiling a 46-8-1 record. In 1902, a team featuring Johnny Bender and Charles Borg went undefeated, untied and unscored upon. Booth's teams produced a 24-game winning streak - 27 counting exhibition victories against Lincoln High School. The 24-game winning streak stood as a school record until the 1995 season, when a 62-24 victory against Florida in the Fiesta Bowl game extended

a Cornhusker winning streak to 25. The streak reached 26 before ending at Arizona State in 1996.

Booth, a Princeton graduate, "raised Nebraska from a second-rate team among those of the Missouri Valley to a position where even the leaders of the Conference look upon her as an opponent to be feared," according to the university's student newspaper in 1905.

Booth's coaching success was soon overshadowed when Ewald O. "Jumbo" Stiehm was hired as coach in 1911. Stiehm's teams, the "Stiehm Rollers," were a combined 35-2-3 in five seasons. He remains the winningest football coach by percentage (.913) in school history.

The "Stiehm Rollers" won five Missouri Valley Conference championships and had a school-record 34-game unbeaten streak. In 1914, they were 7-0-1 and argued that they were deserving of a mythical national title. In 1915, they were even better, going 8-0 and again claiming the right to be called national champions. The Cornhuskers were considered to play in the Rose Bowl game after the 1915 season, but the university's athletic board voted to turn down any such invitation.

During Stiehm's tenure as coach, Nebraska produced its first official All-America players - Vic Halligan and Guy Chamberlin, "The Champ." Chamberlin, who came from Blue Springs, Neb., played two years at Nebraska Wesleyan before being enticed to transfer to Nebraska.

Stiehm left NU after the 1915 season because the university turned down his demand that he be paid an annual salary of \$4,250 to serve as football coach and athletic director - he also coached the basketball team. The Cornhuskers quickly overcame his departure and continued to enjoy national respect. After Coach Fred Dawson's first team defeated Pittsburgh (coached by Pop Warner) 10-0 in 1921, an Eastern newspaper described the mighty Cornhuskers as "Mankilling Mastodons."

As with everything else in this country, Cornhusker football felt the profound effects of World War I. But the end of the war ushered in the Roaring '20s, a time not only of prohibition, flappers and Model T Fords but one in which Nebraska and Notre Dame regularly played football against each other. An 11-game series involving the schools began with a 20-19 Cornhusker victory in Lincoln in 1915 and ended with Nebraska's 17-0 victory at Memorial Stadium in 1925.

The Cornhuskers' only loss in 1921 was against the Fighting Irish, 7-0 at Lincoln. NU handed Notre Dame its only defeat in 1922, winning at South Bend, 14-6, and setting the stage for what was probably the greatest drama of Cornhusker football during the Roaring '20s. On Nov. 10, 1923, before what one newspaper called "the greatest crowd ever assembled in the Missouri Valley to witness a football game" at Memorial Stadium, Nebraska defeated Knute Rockne's "wonder team." The score was 14-7, and the Cornhusker star was Ed Weir, a sophomore from Superior, Neb., who would earn All-America recognition in both 1924 and 1925. Weir led the way to a similarly impressive 14-0 victory against Illinois and Red Grange in the 1925 season-opener at Champaign, Ill.

Milestone Games

1

Nov. 27, 1890
NU 10
Omaha YMCA 0
Omaha, Neb.

100

Oct. 17, 1903
NU 16
Haskell 0
Lincoln, Neb.

200

Oct. 31, 1914
NU 20
Iowa St. 7
Lincoln, Neb.

300

Oct. 15, 1927
NU 58
Grinnell 0
Lincoln, Neb.

400

Oct. 29, 1938
Missouri 13
NU 10
Lincoln, Neb.

On Oct. 13, 1923, Nebraska played its first game in Memorial Stadium, which replaced a field that ran east and west just to the south of Memorial Stadium. The Nebraska Athletic Field had been used since 1909. It could accommodate, at most, approximately 10,000 fans, which wasn't enough, given the growing popularity of Nebraska football. The Cornhuskers defeated Oklahoma 24-0 that day in 1923. It would have been an appropriate way to dedicate the stadium. The problem was, the Cornhuskers' new home wasn't officially dedicated until a week later, with a scoreless tie against Kansas. A newspaper account attributed the tie to a "stadium dedication jinx." A year earlier, Nebraska had spoiled the dedication of a new stadium at Kansas by defeating the Jayhawks 28-0.

Dawson, whose teams won three Missouri Valley Conference titles, was succeeded as coach by E.E. Bearg in 1925. Four years later, D.X. Bible arrived.

Bible, who came from Texas A&M, wasn't Nebraska's first choice to replace Bearg. Nebraska tried to lure Rockne from Notre Dame. He declined and suggested the Cornhuskers approach Bible, who had turned A&M into a Southwest Conference powerhouse.

Bible coached the Cornhuskers from 1929 to 1936. His teams won six Big Six titles and featured a number of All-Americans, among them Ray Richards, Hugh Rhea, Lawrence Ely, George Sauer and Sam Francis. Bible's best team probably was the one in 1933, the year Sauer earned All-America recognition. The Cornhuskers finished 8-1, their only loss coming at Pittsburgh.

After the 1936 season, in which Nebraska ranked No. 9 in the first Associated Press poll, Bible left in the same direction from which he had come, accepting a job at Texas. Bible was quickly replaced by Major Lawrence McEneny "Biff" Jones, who had coached at Army, LSU and Oklahoma.

Cornhusker football was important to the state in the late 1930s. With the Great Depression coming to an end, it gave Nebraskans something in which to take pride. Bowl games may have been taken for granted by Nebraska fans during an NCAA-record 35 consecutive bowl trips from 1969 to 2003. But Nebraska had never been to a postseason bowl when Jones' fourth team accepted an invitation to play in the Rose Bowl game on Jan. 1, 1941.

The celebration that followed the acceptance of the school's first bowl bid lasted 24 hours in Lincoln, according to newspaper reports. University classes were canceled, and students stormed the state capitol, demanding that the governor lead the singing of the school song, "There Is No Place Like Nebraska."

The 1940 team featured All-Americans Warren Alfson and Forrest Behm. Though it lost, 21-13, to a Stanford team that featured quarterback Frankie Albert and the innovative T-formation offense, it retains a special place in Cornhusker history. Hall of Fame Coach Bob Devaney used to joke that he'd been in the state several years before he found out the Cornhuskers had lost the 1941 Rose Bowl game.

Jones left for military service after a 4-5 season in 1941, the first in a string of losing seasons that didn't end until 1950. After Jones' departure, Nebraska had six head coaches in the next eight years. Among the six was A.J. Lewandowski, a four-sport Cornhusker letterman who, at one time, served not only as head football coach but

also head basketball coach, athletic director and athletic department business manager. One of the few bright spots, during an otherwise glum period, was Tom "Train Wreck" Novak, who earned All-America recognition as a senior on a 4-5 team in 1949. Novak's jersey number (60) was the first to be retired by Nebraska.

The 1949 team was the first to be coached by Bill Glassford, who produced three winning seasons in his seven years. Glassford's best team was the one in 1950, which featured Bobby Reynolds, a sophomore from Grand Island, Neb., who rushed for 1,342 yards and scored 157 points. The 1950 Cornhuskers were 6-2-1 and finished second in the Big Seven Conference.

Reynolds was hampered by injuries as a junior and senior and couldn't duplicate the offensive statistics that earned him national recognition and the nickname "Mr. Touchdown" as a sophomore.

Glassford's 1954 team also finished second in the conference and earned a trip to the Orange Bowl because Big Seven champion Oklahoma, in the midst of an NCAA-record 47-game winning streak, wasn't allowed to make a return trip to the bowl under a "no-repeat" rule. Nebraska, which had lost to Coach Bud Wilkinson's Sooners 55-7, didn't fare much better in Miami, losing to Duke 34-7.

Glassford resigned, after considerable controversy and a player revolt, following the 1955 season. Six losing seasons, the last five under Coach Bill Jennings, followed. Jennings was a popular assistant under Pete Elliott, who spent only one season as head coach.

Though Jennings' teams never produced winning records, they had a knack for dramatic upsets, the most notable being a 25-21 Homecoming victory against Oklahoma on Halloween in 1959. The victory ended the Sooners' record of 74 consecutive conference games without defeat. They had won 44 consecutive conference games.

The Cornhuskers opened the 1960 season by defeating fourth-ranked Texas in Austin, 14-13. But such upsets couldn't salvage Jennings' job, and he resigned after a 3-6-1 record in 1961.

Devaney was hired by Athletic Director William H. "Tippy" Dye after a search based on Dye's stated goals of Nebraska's being No. 1 in the nation in football and getting the best football coach in the country, regardless of who he was or where he was. Both goals were achieved.

Jennings was an excellent recruiter, and Devaney inherited talented players when he arrived from Wyoming in 1962. That was apparent from the beginning as Devaney turned the program around immediately. Despite a 47-8-0 record and five bowl appearances in his first five seasons at Nebraska, Devaney had detractors following 6-4 records in 1967 and 1968. The Cornhuskers' recruiting efforts fell off, and some boosters wanted Devaney and his staff fired.

In 1969, the offense was redesigned. The Cornhuskers went to an I-formation with a balanced line, at the suggestion of then-assistant coach Tom Osborne, and recruiting picked up because of the change in offensive philosophy. Nebraska began an NCAA-record streak of nine-win seasons in 1969 (which reached 33 before ending in 2002) and set the stage for back-to-back national championships in 1970 and 1971.

500

Oct. 22, 1949
Oklahoma 48
NU 0
Lincoln, Neb.

600

Oct. 24, 1959
Missouri 9
NU 0
Columbia, Mo.

700

Sept. 20, 1969
USC 31
NU 21
Lincoln, Neb.

800

Oct. 1, 1977
NU 31
Indiana 13
Lincoln, Neb.

900

Oct. 19, 1985
NU 28
Missouri 20
Columbia, Mo.

The Cornhuskers won their final seven games in 1969, including a victory against Georgia in the Sun Bowl, to initiate a 32-game unbeaten streak that didn't end until the first game of the 1972 season, Devaney's last year as head coach. He had planned to retire as coach after the 1971 season but was convinced to stay one more year to try to win an unprecedented third consecutive national title.

The first championship season, in 1970, came on the heels of a 17-12 victory against Louisiana State in the Orange Bowl. Nebraska went into the game ranked No. 3 in the Associated Press poll, but both teams ahead of the Cornhuskers lost that day. There was no such suspense in 1971. Nebraska began the season ranked No. 2 by the Associated Press and moved up to No. 1 after a 34-7 victory in its opener against Oregon. The Cornhuskers remained atop the AP poll all season, as they defeated second-ranked Oklahoma in what was, and still is, called the "Game of the Century" on Thanksgiving Day in Norman, Okla., and wrapped up the title by defeating second-ranked Alabama 38-6 in the Orange Bowl game on New Year's night.

Big Eight Conference teams finished an unprecedented first (Nebraska), second (Oklahoma) and third (Colorado) in the final AP poll for the 1971 season. The Cornhuskers' Larry Jacobson was voted the Outland Trophy winner. The 1971 Nebraska team is widely regarded as being among the best in college football history.

Cornhusker All-Americans became commonplace during Devaney's tenure as coach. Among the 18 who received such recognition were Johnny Rodgers, who won the Heisman Trophy in 1972, and Rich Glover, who won the Outland Trophy and Lombardi Award that same season.

Devaney, who succeeded Dye as athletic director, picked his own successor as coach - Osborne. And the success continued, uninterrupted. Under Osborne, the Cornhuskers won or shared 13 conference championships and won national championships in 1994, 1995 and 1997.

The 1994 season began in late August at the Kickoff Classic and concluded with a dramatic, come-from-behind, 24-17 victory against Miami in the Orange Bowl game to clinch Osborne's first national championship. The season was full of memorable moments, including a much-publicized quarterback situation, with three different quarterbacks starting games during the season. At the start of the year, Tommie Frazier led the Huskers. But he was sidelined in midseason by a blood clot problem in his leg. In Frazier's absence, Brook Berringer became the starter. Berringer had problems of his own, suffering a partially collapsed lung, which led to walk-on Matt Turman taking his turn as the starter. Throughout it all, a dominating offensive line led by Outland Trophy winner Zach Wiegert, and a punishing defense carried the Cornhuskers and allowed them to claim the school's first national championship in 23 seasons.

In 1995, Nebraska became only the ninth major program to win back-to-back national championships since the Associated Press established its rankings in 1936. The Cornhuskers overwhelmed every opponent, including No. 2 Florida in the Fiesta Bowl game, with an offense that averaged 399.8 rushing yards per game and an aggressive and opportunistic defense.

According to the computer rankings of Jeff Sagarin, published regularly in USA Today, the 1995 Nebraska

team was the best in modern collegiate history (post-1956). The 1971 Cornhuskers were a close second in Sagarin's rankings, and the 1972 team, despite finishing 9-2-1, was 10th.

The 1995 national championship might have been an unprecedented third in a row for Nebraska if Byron Bennett's 45-yard field goal attempt with one second remaining in the 1994 Orange Bowl game had been successful. The kick sailed wide left and heavily favored Florida State escaped with an 18-16 victory against a Cornhusker team that had gone through the regular season undefeated and untied.

A restructured defense, which included Butkus Award-winning outside linebacker Trev Alberts, helped put Nebraska in a position to play for the 1993 season's national championship.

The last time an Osborne-coached team had been in a position to win a national title was in 1983, when the Huskers began the season in the first Kickoff Classic ranked No. 1. After 12 consecutive victories, a missed two-point conversion at the end of the Orange Bowl game against Miami cost Nebraska the national title, 31-30. But Osborne's decision to go for two points, instead of settling for an almost-certain tie, earned him national respect. The 1983 team, nicknamed "The Scoring Explosion," featured a backfield that included the "Triplets" - Turner Gill, Mike Rozier and Irving Fryar.

Rozier set the school record for rushing yards in a season, gaining 2,148 to lead the nation, and was awarded the second Heisman Trophy in Cornhusker history. Offensive guard Dean Steinkuhler became Nebraska's third winner of both the Outland Trophy and Lombardi Award in 1983. Dave Rimington won both awards (the Outland was his second) in 1982, playing for a team that probably was more balanced, overall, than the 1983 team. The 1982 Cornhuskers also finished with a 12-1 record, but their loss came early in the season, 27-24 to Penn State at State College, Pa. That Nebraska team was ranked No. 3 in the final national polls of both major wire services.

Nebraska won three consecutive Big Eight championships from 1981 to 1983 and shared the title with Oklahoma in 1984. The Cornhuskers entered the Big 12 as winners of the last five Big Eight titles and reached the first Big 12 Championship Game in St. Louis. Had they not been upset by Texas, they would have played for yet another national championship in the 1997 Sugar Bowl game.

Nebraska returned to the Big 12 playoff in 1997 and defeated Texas A&M for its first title in the new conference on the way to becoming only the second major college program since national rankings were established by the Associated Press to win three national titles in four seasons. Notre Dame won national championships in 1946, 1947 and 1949.

A 27-14 victory at Washington, which was ranked No. 2 or No. 3 in the nation depending on the poll, certified the Cornhuskers as national championship contenders. A 45-38 overtime victory at Missouri kept their title hopes alive. And a 42-17 victory against No. 3 Tennessee in the Orange Bowl boosted them to the top of the USA Today/ESPN coaches' poll.

The Missouri game was the most memorable. The Cornhuskers trailed 38-31 with 1:02 remaining, no timeouts and a first down at their own 33-yard line. Quarterback

Milestone Games

1,000

Nov. 6, 1993
NU 21
Kansas 20
Lawrence, Kan.

1,100

Oct. 20, 2001
NU 41
Texas Tech 31
Lincoln, Neb.

1,200

Oct. 17, 2009
Texas Tech 31
NU 10
Lincoln, Neb.

1,300

Nov. 25, 2016
Iowa 40
Nebraska 10
Iowa City, Iowa

Scott Frost took them down the field in seven plays, all passes, the last deflected by Shevin Wiggins and caught by Matt Davison.

Davison's cradling of the ball in the end zone, with no time remaining, immediately went down among the greatest plays in Nebraska football history, along with Rodgers' punt return for a touchdown in the 1971 "Game of the Century" and Jerry Tagge's stretch for a touchdown in the fourth quarter of the 1971 Orange Bowl game to give the Cornhuskers their first national championship.

But the 1997 season's most significant event occurred on Dec. 10, when Osborne announced he would step aside after the bowl game, to be replaced by long-time assistant Frank Solich, a three-year Cornhusker letterman as a fullback for Devaney and a co-captain as a senior in 1965.

Osborne was head coach for 25 years, the longest tenure in school history. He was Nebraska's 25th head coach, not counting Frothingham, who was probably the "coach" of the 1890 team in name only. Under Osborne's direction, the program achieved remarkable success, exceeding any in its rich history. The Cornhuskers were 255-49-3 under Osborne, a winning percentage of .836. The 255 victories are the ninth-most all-time among major college football coaches. The winning percentage ranks sixth all-time. His achievements are such that the National Football Foundation waived its three-year waiting period so that he could be inducted into its Hall of Fame in December of 1998.

In Osborne's final five seasons, Nebraska was a combined 60-3.

"I want to make sure when I leave this program I leave it in the best shape I possibly can," Osborne said. "So I'm very anxious that anybody who is thinking about going to the University of Nebraska understands that there probably isn't a whole lot (that's) going to change. One guy's moving out. But in terms of the overall program, in terms of stability, in terms of our ability to get the job done, not much is going to change."

To that end, Osborne, with Athletic Director Bill Byrne's sanction, picked long-time assistant and former Cornhusker fullback Frank Solich as his replacement. Despite being beset by injuries, Solich's first team won nine games in 1998 to claim Nebraska's 30th consecutive bowl trip. His second team went 12-1, avenging its only loss to Texas in the Big 12 Championship Game and defeating Tennessee in the Fiesta Bowl game to finish No. 2 (ESPN/Coaches) and No. 3 (AP) in the national rankings.

The 1999 team may have been Solich's best, even though the 2001 team, led by NU's third Heisman Trophy winner Eric Crouch, played for the BCS national title in the Rose Bowl against a Miami team laden with NFL talent. The trip to Pasadena for the "granddaddy" of all bowl games was Nebraska's first since its first-ever bowl trip, following the 1940 season.

Defining plays in Crouch's Heisman Trophy dash included a 95-yard touchdown run against Missouri and a 63-yard scoring catch in a 20-10 upset of No. 2 Oklahoma.

Solich coached for two more seasons, making dramatic changes on his staff following a 7-7 record in 2002. His 2003 team went 9-3 in the regular season, before adding an Alamo Bowl win.

Despite going 58-19 (.753 winning percentage) in his six seasons at the helm of the Huskers, Solich was removed by first-year Athletic Director Steve Pederson following Nebraska's 31-22 win at Colorado on Nov. 28, 2003.

With Solich's departure, defensive coordinator Bo Pelini took the reins of the NU program for the Huskers' 2003 Alamo Bowl battle against Michigan State. Pelini's defense, which tied a school record by forcing 47 turnovers, including a school-record and nation-leading 32 interceptions and a nation-leading plus-23 turnover margin in 2003, silenced a high-powered Spartan passing attack in a 17-3 Husker victory.

Pelini's first stint as head coach lasted just one game. Pederson hired Bill Callahan, who had led the NFL's Oakland Raiders to Super Bowl XXXVII following the 2002 season.

Callahan was announced as NU's 27th head coach 41 days after Solich's removal. Callahan brought the West Coast Offense to Nebraska, and after a 5-6 record in his first season in 2004, led NU to an 8-4 mark and a 32-28 win over Michigan in the 2005 Alamo Bowl. NU won the Big 12 North Division title under Callahan in 2006, finishing with a 9-5 record after a loss to No. 10 Auburn in the 2007 Cotton Bowl.

The Huskers continued to rewrite NU's passing records with quarterbacks Sam Keller and Joe Ganz, but Nebraska's historically dominant Blackshirt defense struggled in 2007. The Huskers lost six of their final seven games to finish 5-7. Pederson was removed as NU's athletic director in October, and Chancellor Harvey Perlman brought Osborne back as the Huskers' new athletic director. Osborne replaced Callahan, who had led NU to its first two losing seasons in more than 45 years. Just eight days after Callahan was removed and just nine days after NU's season-ending 65-51 loss to Colorado, Pelini and his hard-hitting defensive style returned to Nebraska.

Osborne officially introduced Pelini as NU's head coach on Dec. 2, 2007, a day after Pelini's LSU defense helped the Tigers to the SEC title. Five weeks later, Pelini guided a swarming LSU squad to a win in the BCS National Championship Game.

Nebraska was 9-4 in Pelini's first season in 2008, capped by a Gator Bowl victory over Clemson. Pelini's Huskers, powered by a stifling defense led by Outland, Lombardi, Nagurski and Bednarik award-winning defensive tackle Ndamukong Suh, won the Big 12 North in 2009. Along the way, the Huskers celebrated the NCAA-record 300th consecutive sellout at Memorial Stadium with a 55-0 shutout of Louisiana-Lafayette on Sept. 26, 2009. Nebraska also capped a 10-win season with a 33-0 win over Arizona in the Holiday Bowl. NU added a 10-win season and a Big 12 North title in 2010, after announcing it would be Nebraska's last season in the Big 12.

Nebraska moved to the Big Ten Conference in 2011 and compiled nine or 10 more wins in each of its first four seasons in the league with Pelini as head coach, including a Big Ten Championship Game appearance in 2012.

Following the 2014 regular season, Nebraska Director of Athletics Shawn Eichorst replaced Pelini with Mike Riley, who came to Nebraska after 14 seasons at Oregon State, along with time as a head coach in the National Football

Milestone Victories

1

Nov. 27, 1890
NU 10
Omaha YMCA O
Lincoln, Neb.

100

Nov. 16, 1907
NU 63
Denver O
Denver, Colo.

200

Oct. 31, 1925
NU 12
Oklahoma O
Lincoln, Neb.

250

Nov. 25, 1933
NU 7
Iowa 6
Lincoln, Neb.

300

Oct. 24, 1942
NU 7
Oklahoma O
Norman, Okla.

League and Canadian Football League.

In Riley's first season, the Huskers closed 2015 by winning three of their final four games, including a 39-38 upset of unbeaten and eventual Big Ten champion Michigan State on Nov. 7. The Huskers ended the season with a Foster Farms Bowl victory over UCLA at Levi's Stadium. With the win, Riley became the first Husker head coach to defeat four bowl teams in his first season.

In 2016, the Huskers were 7-0 to begin the season for the first time since 2001, but NU dropped four of its final six games on the way to a 9-4 record and a trip to the Music City Bowl. Quarterback Tommy Armstrong Jr. capped a spectacular career, as the Cibolo, Texas, native left Nebraska as the career leader in total offense, passing yards, touchdown passes, total touchdowns and quarterback starts.

Nebraska missed a bowl game in 2017 for just the fifth time in 56 seasons, dating back to 1962, Devaney's first year at the helm of the program. First-year Athletic Director Bill Moos relieved Riley of his duties as head coach the day after a season-ending loss to Iowa. Moos officially introduced former Husker national championship-winning quarterback Scott Frost as Nebraska's 31st head coach on Dec. 2, 2017, after Frost led Central Florida to an unbeaten 13-0 season and an American Athletic Conference Championship just two years after suffering an 0-12 campaign prior to Frost's arrival.

In Frost's first season, the Huskers finished with a 4-8 record and a 3-6 campaign in the Big Ten. Despite an 0-6 start, Nebraska closed with four wins in the final six games. True freshman Adrian Martinez started the season opener against Colorado, becoming the first true freshman quarterback to start a season opener in Nebraska history and just the second freshman quarterback - true or redshirt - to start the season opener. Martinez rewrote Nebraska's freshman record book in 2018, and he also left his mark on the Huskers' overall season charts, including averaging a school-record 295.1 yards of total offense per game. Stanley Morgan Jr. led Nebraska with a school-record 1,004 receiving yards in 2018, eclipsing his own school record of 986 receiving yards from his junior season. Morgan capped an outstanding career by becoming Nebraska's all-time leader in receptions (189) and receiving yards (2,747).

Nebraska suffered four defeats by seven or fewer points while finishing 5-7 in 2019. Nebraska rallied for a 42-38 win at Illinois on Sept. 21 to post the program's 900th win.

The next week, the Huskers hosted ESPN's College GameDay for the first time since the 2001 season. Redshirt freshman Cameron Jurgens started all 12 games at center, becoming the first Husker freshman (true or redshirt) to start at center for Nebraska in the modern era.

The 2020 season was a historical one for Nebraska and all of college football. Spring practice was canceled and the season disrupted by the COVID-19 pandemic. The Big Ten originally chose not to play the 2020 season, before reversing course for a conference-only schedule in the fall.

Nebraska opened its season on Oct. 24, the latest start date to a Husker season since 1892. The eight-game schedule concluded on Dec. 18, Nebraska's latest regular season game since 1894. A Dec. 12 home game against Minnesota was also the latest in the history of Memorial Stadium. The Huskers finished with a 3-5 record, once again falling narrowly short of a strong season with three losses by eight or fewer points.

Nebraska returned to a full schedule in 2021, posting a 3-9 record. The Huskers made history by becoming the first team in FBS history to lose as many as nine games by single digits. Despite posting a 1-8 conference record, Nebraska's total points in Big Ten play matched the opposition.

The season also featured the renewal of the rivalry with Oklahoma, with Nebraska losing a hard-fought 23-16 game in Norman. Quarterback Adrian Martinez finished his Nebraska career as the Huskers' all-time leader in total offense, while tight end Austin Allen set position records for single-game receiving yards and single-season receptions and won the Kwalick-Clark Big Ten Tight End of the Year award.

The 2022 season included a mid-year coaching change, as Frost was replaced by fellow former Nebraska quarterback Mickey Joseph after three games. The Huskers finished with a 4-8 record before Athletic Director Trev Alberts named Matt Rhule as Nebraska's head coach for 2023.

Rhule brought a proven track record as a program builder at both Temple and Baylor, along with a stint as the head coach of the NFL's Carolina Panthers. In his first season in Lincoln, the Huskers showed a renewed commitment to defense, along with strong success on the recruiting trail. The Huskers finished with a 5-7 record, including a win over Northwestern in a game that celebrated the 100th anniversary of Memorial Stadium. The Huskers laid the foundation for a resurgence in an expanded 18-team Big Ten Conference in the years to come.

Consecutive Sellouts

1

Nov. 3, 1962
Missouri 16
Nebraska 7

100

Sept. 29, 1979
Nebraska 42
Penn State 17

200

Oct. 29, 1994
Nebraska 24
Colorado 7

300

Sept. 26, 2009
Nebraska 55
Louisiana 0

400

Sept. 20, 2024
Nebraska
vs. Illinois

Milestone Victories

400

Oct. 23, 1965
NU 38
Colorado 13
Lincoln, Neb.

500

Oct. 16, 1976
NU 51
Kansas St. 0
Lincoln, Neb.

600

Oct. 18, 1986
NU 48
Missouri 17
Lincoln, Neb.

700

Sept. 28, 1996
NU 65
Colorado St. 9
Lincoln, Neb.

800

Oct. 14, 2006
NU 21
Kansas St. 3
Manhattan, Kan.

900

Sept. 21, 2019
NU 42
Illinois 38
Champaign, Ill.

Nebraska Through the Years

Year	W-L-T	Pct.	Score	Coach	Highlights
1890	2-0-0	1.000	28-0	None	Undeclared, unscored upon
1891	2-2-0	.500	72-40	None	Coach Lyman assisted team
1892	2-2-1	.500	21-40	None	Omaha J.S. Williams aided
1893	3-2-1	.583	77-76	Frank Crawford	
1894	6-2-0	.750	136-48	Frank Crawford	
1895	6-3-0	.667	138-62	Charles Thomas	
1896	6-3-1	.650	102-64	E.N. Robinson	
1897	5-1-0	.833	84-15	E.N. Robinson	
1898	8-3-0	.727	270-78	Fielding H. Yost	
1899	1-7-1	.167	49-164	A.E. Branch	
1900	6-1-1	.813	112-20	Walter C. Booth	
1901	6-2-0	.750	149-52	Walter C. Booth	
1902	9-0-0	1.000	159-0	Walter C. Booth	Undeclared, unscored upon
1903	10-0-0	1.000	268-11	Walter C. Booth	Undeclared
1904	7-3-0	.700	293-52	Walter C. Booth	Colorado ends 24-game win streak
1905	8-2-0	.800	296-83	Walter C. Booth	
1906	6-4-0	.600	164-73	Amos Foster	
1907	8-2-0	.800	323-69	W.C. Cole	M.V.C. co-champion
1908	7-2-1	.750	165-93	W.C. Cole	
1909	3-3-2	.500	69-53	W.C. Cole	
1910	7-1-0	.875	260-36	W.C. Cole	M.V.C. champion
1911	5-1-2	.750	281-33	E.O. Stiehm	M.V.C. co-champion
1912	7-1-0	.875	240-37	E.O. Stiehm	M.V.C. co-champion
1913	8-0-0	1.000	138-28	E.O. Stiehm	Undeclared, M.V.C. co-champion
1914	7-0-1	.938	174-28	E.O. Stiehm	Undeclared, M.V.C. champion; 21 straight games without defeat; Halligan, All-American
1915	8-0-0	1.000	282-39	E.O. Stiehm	Undeclared, M.V.C. champion; 29 straight games without defeat; Chamberlin, All-American
1916	6-2-0	.750	145-51	E.J. Stewart	M.V.C. champion; Kansas ended unbeaten streak at 34 games
1917	5-2-0	.714	228-33	E.J. Stewart	M.V.C. champion
1918	2-3-1	.417	53-55	W.G. Kline	
1919	3-3-2	.500	56-60	Henry F. Schulte	
1920	5-3-1	.611	151-84	Henry F. Schulte	
1921	7-1-0	.875	283-17	Fred T. Dawson	M.V.C. champion
1922	7-1-0	.875	276-28	Fred T. Dawson	M.V.C. champion
1923	4-2-2	.625	112-71	Fred T. Dawson	M.V.C. champion; Memorial Stadium opened
1924	5-3-0	.625	120-77	Fred T. Dawson	Weir, All-American
1925	4-2-2	.625	69-27	E.E. Bearg	Weir, All-American
1926	6-2-0	.750	123-46	E.E. Bearg	Stiner, All-American
1927	6-2-0	.750	211-59	E.E. Bearg	
1928	7-1-1	.833	144-31	E.E. Bearg	Big 6 champion; McMullen, All-American
1929	4-1-3	.688	93-62	D.X. Bible	Big 6 champs; Richards All-American
1930	4-3-2	.556	119-61	D.X. Bible	Rhea, All-American
1931	8-2-0	.800	136-82	D.X. Bible	Big 6 champion
1932	7-1-1	.833	105-52	D.X. Bible	Big 6 champion; Ely, All-American
1933	8-1-0	.889	138-19	D.X. Bible	Big 6 champion; Sauer, All-American
1934	6-3-0	.667	106-89	D.X. Bible	
1935	6-2-1	.722	138-71	D.X. Bible	Big 6 champion
1936	7-2-0	.778	185-49	D.X. Bible	Big 6 champion; Francis, All-American
1937	6-1-2	.778	99-42	L. McC. Jones	Big 6 champion; Brock, All-American
1938	3-5-1	.389	68-84	L. McC. Jones	Brock, All-American
1939	7-1-1	.833	115-70	L. McC. Jones	
1940	8-2-0	.800	183-75	L. McC. Jones	Big 6 champion; Rose Bowl; Alfson, Behm, All-Americans

1941	4-5-0	.444	93-81	L. McC. Jones	
1942	3-7-0	.300	55-158	Glenn Presnell	
1943	2-6-0	.250	79-261	A.J. Lewandowski	
1944	2-6-0	.250	83-210	A.J. Lewandowski	
1945	4-5-0	.444	145-200	George Clark	
1946	3-6-0	.333	126-161	Bernie Masterson	
1947	2-7-0	.222	73-191	Bernie Masterson	
1948	2-8-0	.200	137-273	George Clark	
1949	4-5-0	.444	124-172	Bill Glassford	Novak, All-American
1950	6-2-1	.722	267-217	Bill Glassford	Reynolds, All-American
1951	2-8-0	.200	116-253	Bill Glassford	
1952	5-4-1	.550	173-123	Bill Glassford	Minnick, All-American
1953	3-6-1	.350	119-184	Bill Glassford	
1954	6-5-0	.545	233-202	Bill Glassford	Orange Bowl
1955	5-5-0	.500	127-176	Bill Glassford	
1956	4-6-0	.400	125-206	Pete Elliott	
1957	1-9-0	.100	67-243	Bill Jennings	
1958	3-7-0	.300	71-235	Bill Jennings	
1959	4-6-0	.400	108-160	Bill Jennings	Ended Oklahoma's 74-game conference unbeaten streak
1960	4-6-0	.400	95-164	Bill Jennings	
1961	3-6-1	.350	119-135	Bill Jennings	
1962	9-2-0	.818	293-161	Bob Devaney	Gotham Bowl
1963	10-1-0	.909	273-114	Bob Devaney	Big 8 champion; Orange Bowl champion; Brown, All-American
1964	9-2-0	.818	256-85	Bob Devaney	Big 8 champion; Cotton Bowl; Kramer, All-American
1965	10-1-0	.909	349-129	Bob Devaney	Orange Bowl; Big 8 champion; Jeter, White, Barnes, All-Americans; undefeated regular season
1966	9-2-0	.818	223-118	Bob Devaney	Big 8 champion; Meylan, Wachholtz, Allers, All-Americans; Sugar Bowl
1967	6-4-0	.600	127-83	Bob Devaney	Meylan, All-American
1968	6-4-0	.600	155-161	Bob Devaney	Armstrong, All-American
1969	9-2-0	.818	254-119	Bob Devaney	Big 8 co-champ; Sun Bowl champ
1970	11-0-1	.958	426-189	Bob Devaney	National champion; Big 8 champion; Orange Bowl champion; Murtaugh, Newton, All-Americans
1971	13-0-0	1.000	507-104	Bob Devaney	National champion; Big 8 champion; Orange Bowl champion; Jacobson, Outland Trophy; Glover, Harper, Jacobson, Rodgers, Tagge, Kinney, All-Americans;
1972	9-2-1	.792	501-97	Bob Devaney	Big 8 champion; Orange Bowl champion; Rodgers, Heisman Trophy; Glover, Outland, Lombardi Trophies; Glover, Rodgers, Harper, White, All-Americans; unbeaten streak snapped at 32 by UCLA
1973	9-2-1	.792	306-163	Tom Osborne	Cotton Bowl champion; Dutton, White, All-Americans
1974	9-3-0	.750	373-132	Tom Osborne	Sugar Bowl champion; Humm, Crenshaw, Bonness, All-Americans
1975	10-2-0	.833	367-137	Tom Osborne	Big 8 co-champion; Fiesta Bowl; Bonness, Martin, Monds, All-Americans
1976	9-3-1	.731	416-181	Tom Osborne	Astro-Bluebonnet Bowl champion; Ferragamo, Butterfield, Fultz, All-Americans
1977	9-3-0	.750	315-200	Tom Osborne	Liberty Bowl champion; Davis, All-American
1978	9-3-0	.750	444-216	Tom Osborne	Big 8 co-champion; Orange Bowl; Clark, Andrews, All-Americans
1979	10-2-0	.833	380-131	Tom Osborne	Cotton Bowl; Miller, All-American
1980	10-2-0	.833	470-110	Tom Osborne	Sun Bowl champion; Nelson, Schleusener, Redwine, All-Americans
1981	9-3-0	.750	364-125	Tom Osborne	Big 8 champion; Orange Bowl; Rimington, Outland Trophy; Rimington, Jimmy Williams, All-Americans

1982	12-1-0	.923	514-167	Tom Osborne	Big 8 champion; Orange Bowl champion; Rimington, Outland, Lombardi Trophies; Rimington, Rozier, All-Americans
1983	12-1-0	.923	654-217	Tom Osborne	Big 8 champion; Orange Bowl; Rozier, Heisman, Maxwell Trophies; Steinkuhler, Outland, Lombardi Trophies; Osborne, Football News Coach-of-the-Year; Fryar, Rozier, Steinkuhler, All-Americans
1984	10-2-0	.833	387-115	Tom Osborne	Big 8 co-champion; Sugar Bowl champion; Clark, Griminger, Traynowicz, All-Americans
1985	9-3-0	.750	421-163	Tom Osborne	Fiesta Bowl; Skow, Lewis, All-Americans
1986	10-2-0	.833	446-165	Tom Osborne	Sugar Bowl champion; Noonan, All-American
1987	10-2-0	.833	451-164	Tom Osborne	Fiesta Bowl; McCormick, N. Smith, Taylor, Thomas, All-Americans
1988	11-2-0	.846	477-205	Tom Osborne	Big 8 champion; Orange Bowl; Thomas, Young, All-Americans
1989	10-2-0	.833	509-215	Tom Osborne	Fiesta Bowl; Glaser, Young, All-Americans
1990	9-3-0	.750	434-192	Tom Osborne	Florida Citrus Bowl; Walker, All-American
1991	9-2-1	.792	454-230	Tom Osborne	Big 8 co-champion; Orange Bowl
1992	9-3-0	.750	441-199	Tom Osborne	Big 8 champion; Orange Bowl; Shields, Outland Trophy; Shields, Hill, All-Americans
1993	11-1-0	.917	437-194	Tom Osborne	Big 8 champion; undefeated regular season; Orange Bowl, national championship game; Alberts, Butkus, All-American, NCAA Top Six Award
1994	13-0-0	1.000	459-162	Tom Osborne	National champion; Big 8 champion; Orange Bowl champion; Wiegert, Outland Trophy; Wiegert, Stewart, Stai, All-Americans; Zatechka, NCAA Top Eight Award
1995	12-0-0	1.000	638-174	Tom Osborne	National champion; Big 8 champion; Fiesta Bowl champion; Frazier, Johnny Unitas Award; Frazier, Graham, Tomich, All-Americans; Graham, NCAA Top Eight Award
1996	11-2	.846	553-174	Tom Osborne	Big 12 North champion; Orange Bowl champion; Tomich, Wistrom, Taylor, All-Americans
1997	13-0	1.000	607-214	Tom Osborne	National champion; Big 12 champion; Orange Bowl champion; Wistrom, Lombardi Trophy; Taylor, Outland Trophy; Wistrom, Taylor, Peter, All-Americans; Wistrom, NCAA Top Eight Award
1998	9-4	.692	403-206	Frank Solich	Holiday Bowl; Texas ended 47-game home winning streak
1999	12-1	.923	442-171	Frank Solich	Big 12 champion; Fiesta Bowl champion; R. Brown, M. Brown, All-Americans
2000	10-2	.833	522-230	Frank Solich	Alamo Bowl champion; Raiola, Polk, Hochstein, All-Americans
2001	11-2	.846	463-226	Frank Solich	Big 12 North co-champion; Rose Bowl-BCS national title game; Crouch, Heisman, Walter Camp, O'Brien Trophies; Craver, Crouch, Fonoti, All-Americans
2002	7-7	.500	383-335	Frank Solich	Independence Bowl; 40 straight winning seasons, 33-year 9-win streaks end; Groce, All-American
2003	10-3	.769	322-188	Frank Solich	Alamo Bowl champion; J. Bullocks, Larson, All-Americans
2004	5-6	.455	275-298	Bill Callahan	Barrett Ruud career tackle leader
2005	8-4	.667	296-252	Bill Callahan	Alamo Bowl champion
2006	9-5	.643	428-256	Bill Callahan	Big 12 North champion; Cotton Bowl
2007	5-7	.417	401-455	Bill Callahan	15 passing records; Joe Ganz single season passing and total offense leader
2008	9-4	.692	460-371	Bo Pelini	Big 12 North co-champion; Gator Bowl champion

2009	10-4	.714	352-146	Bo Pelini	Big 12 North champion; Holiday Bowl champion; Suh, Outland, Lombardi, Nagurski, Bednarik trophies, Heisman finalist; Suh All-American
2010	10-4	.714	432-243	Bo Pelini	Big 12 North champion; Amukamara, Henery All-Americans; Lavonte David single-season tackle leader
2011	9-4	.692	379-304	Bo Pelini	Capital One Bowl; First season in Big Ten Conference; David All-American
2012	10-4	.714	487-386	Bo Pelini	Big Ten Legends champion; Capital One Bowl; Martinez season total offense record
2013	9-4	.692	415-323	Bo Pelini	Gator Bowl champion
2014	9-4	.692	491-343	Bo Pelini	Holiday Bowl; Abdullah career record holder for all-purpose yards
2015	6-7	.462	427-362	Mike Riley	Foster Farms Bowl champion
2016	9-4	.692	345-311	Mike Riley	Music City Bowl; Armstrong Jr. career record holder for total offense
2017	4-8	.333	309-437	Mike Riley	Morgan Jr. season receiving yards record
2018	4-8	.333	360-375	Scott Frost	Morgan Jr. set career receiving yards record with 2,747 yards
2019	5-7	.417	336-333	Scott Frost	
2020	3-5	.375	185-235	Scott Frost	Conference only season due to COVID-19 pandemic
2021	3-9	.250	335-272	Scott Frost	Martinez sets career total offense record
2022	4-8	.333	271-331	Scott Frost/ Mickey Joseph	Palmer season receiving yards record
2023	5-7	.417	216-219	Matt Rhule	
Totals	917-424-40	.678	34,422-19,735		46 conference, 5 national titles

All-Time Nebraska Football Head Coach Records

(By Winning Percentage)

Coach, Seasons (Years)	Games	W-L-T	Percentage
E.O. Stiehm, 1911-15 (5)	40	35-2-3	.913
W.C. Booth, 1900-05 (6)	55	46-8-1	.845
Tom Osborne, 1973-97 (25)	307	255-49-3	.836
Bob Devaney, 1962-72 (11)	123	101-20-2	.829
Frank Solich, 1998-2003 (6)	77	58-19-0	.753
Fred Dawson, 1921-24 (4)	32	23-7-2	.750
D.X. Bible, 1929-36 (8)	72	50-15-7	.743
E.E. Bearg, 1925-28 (4)	33	23-7-3	.742
W.C. Cole, 1907-10 (4)	36	25-8-3	.736
E.J. Stewart, 1916-17 (2)	15	11-4-0	.733
Fielding Yost, 1898 (1)	11	8-3-0	.727
E.N. Robinson, 1896-97 (2)	16	11-4-1	.719
Bo Pelini, 2003*, 2008-14 (7)	94	67-27-0	.713
Frank Crawford, 1893-94 (2)	14	9-4-1	.679
Charles Thomas, 1895 (1)	9	6-3-0	.667
L. McC. "Biff" Jones, 1937-41 (5)	46	28-14-4	.652
Amos Foster, 1906 (1)	10	6-4-0	.600
Henry F. Schulte, 1919-20 (2)	17	8-6-3	.559
Bill Callahan, 2004-07 (4)	49	27-22-0	.551
Mike Riley, 2015-17 (3)	38	19-19-0	.500
Bill Glassford, 1949-55 (7)	69	31-35-3	.471
W.G. Kline, 1918 (1)	6	2-3-1	.471
Matt Rhule, 2023-present (1)	12	5-7	.417
Pete Elliott, 1956 (1)	10	4-6-0	.400
Scott Frost, 2018-2022	47	16-31-0	.341
Mickey Joseph, 2022***	9	3-6	.333
George Clark, 1945, 1948 (2)	19	6-13-0	.316
Bill Jennings, 1957-61 (5)	50	15-34-1	.310
Glenn Presnell, 1942 (1)	10	3-7-0	.300
Bernie Masterson, 1946-47 (2)	18	5-13-0	.278
Adolph Lewandowski, 1943-44	16	4-12-0	.250
A.E. Branch, 1899 (1)	9	1-7-1	.167
Barney Cotton, 2014**	1	0-1-0	.000

*-Interim Head Coach for 2003 Alamo Bowl

**-Interim Head Coach for 2014 Holiday Bowl

***- Interim Head Coach following first three games of 2022

All-Time Nebraska Football Assistant Coaches

Adam, Jerry, 1944
 Albin, Tim, 2003
 Amen, Paul, 1938-41
 Andros, Dee, 1956
 Applewhite, Bryan, 2022
 Armstrong, Charles, 1939-42, 1944
 Austin, Greg, 2018-21
 Banker, Mark, 2015-16
 Barnes, Nelson, 1997-2002
Barthel, E.J., 2023-present
 Beck, Tim, 2008-14
 Beckton, Sean, 2018-22
 Black, Charley, 1926-30
 Blake, John, 2004-06
 Blazine, A.A., 1947-48
 Bohl, Craig, 1995-2002
 Booker, Scott, 2017
 Braley, Jack, 1960-61
 Bray, Trent, 2015-17
Bringuel, Josh, 2024-present
Brown, Ron, 1987-2003, 2008-14, 2024-present
 Browne, W. Harold, 1930-40
 Busch, Bill, 2004-07, 2022
Butler, John, 2024-present
 Cabell, Jake, 1979
 Cavanaugh, Mike, 2015-17
 Chinander, Erik, 2018-22
Coeling, Aaron, 2024-present
 Cooper, Evan, 2023
 Corgan, Mike, 1962-82
 Cosgrove, Kevin, 2004-07
 Cotton, Barney, 2003, 2008-14
 Darlington, George, 1973-2002
 Davis, Bob, 1949-55
 Davis, Reggie, 2015-17
 Dawson, Mike, 2018; 2020-22
 Day, Bill, 1928-31
 DeAngelis, James, 1949
 Dewitt, Jovan, 2018-19
DiMichele, Adam, 2024-present
 Diaco, Bob, 2017
 Downing, Scott, 2003-05
 Duval, Rick, 1973-74
Dvoracek, Rob, 2023-present
 Ekeler, Mike, 2008-10
 Elliott, Bob, 2017
 Elmassian, Phil, 2004-07
 Els, Ross, 2011-14
 Faris, Robert, 1952-54
 Faulkinberry, Russ, 1959
 Fife, Ralph, 1950-52
 Fischer, Cletus, 1959-85
 Fischer, Pat, 1979
 Fisher, Rich, 2011-14
 Fisher, Travis, 2018-22
Foley, Ed, 2023-present
 Franklin, Marvin, 1949-51
 Garrison, John, 2011-14
 Gill, Turner, 1992-2004
 Gilmore, Ted, 2005-10
 Gillespie, Dave, 1998-2002
 Gordy, John, 1958
 Hanscom, H.H., 1948-53
 Held, Ryan, 2018-21
 Holm, Elmer, 1942
 Huey, Gene, 1977-86
 Hughes, Hank, 2015
 Ingalls, D. Robert, 1945
 Ingles, Guy, 1976-78
 Jamrog, Jeff, 2000-03
 Janetos, Peter, 1949-52
 Jennings, Bill, 1956
 Johnson, John, 1945, 1947
 Jones, Gomer, 1946
 Jordan, Randy, 2004-07
 Joseph, Mickey, 2022
 Joseph, Terry, 2012-13
 Kaczinski, Rick, 2012-14
 Kathol, Gerald, 1946
 Kelly, George, 1960-68
 Kiffin, Monte, 1967-76
 Klein, L.F., 1945-58
Knighon, Terrance, 2023-present
 Kovach, John, 1955
 Landry, Jack, 1957
 Langsdorf, Danny, 2015-17
 Lehman, R.G., 1928-31
 Lewandowski, A.J., 1937-42
 Lubick, Matt, 2020-21
 Lyman, Roy, 1936-41
Martin, Josh, 2023-present
 McBride, Charlie, 1977-99
McGarry, Kevin, 2024-present
McGuire, Garret, 2023-present
 Mehring, Neal, 1950-51
 Mehring, Robert, 1938
 Meier, Franklin, 1935
 Melton, John, 1962-88
Melvin, Rashaan, 2024-present
 Miller, H.H., 1948
 Milligan, Walter, 1953-55
 Mills, Robert, 1939
 Monroe, Dick, 1957-61
 Moore, Jerry, 1973-78
Moze, Jamar, 2024-present
 Myles, Bill, 1972-76
 Norvell, Jay, 2004-06
 Nyden, Ed, 1955
 Oakes, B.F., 1926-30
 Osborne, Tom, 1964-72
 Papuchis, John, 2008-14
 Parrella, John, 2016-17
 Pearce, LeRoy, 1958-61
 Pelini, Bo, 2003
 Pelini, Carl, 2008-11
 Pettibone, Jerry, 1980-81
 Petz, Harold, 1936, 1938-40
 Pfeiff, William, 1939, 1942
 Pierce, Jack, 1979-91
Potenza, Jack, 2024-present
 Powers, Warren, 1969-76
 Presnell, Glenn, 1938-41, 1946
 Prochaska, Ray, 1947-48, 1950-54
Raiola, Donovan, 2023-present
 Raymond, Corey, 2011
 Read, Bruce, 2015-16
 Rhodes, John, 1928
 Ross, Jim, 1962-76
 Rudolph, Joe, 2007
 Russell, Dougal, 1947-48
 Ruud, Barrett, 2018-22
 Samuel, Tony, 1986-96
 Sanders, Marvin, 2003, 2008-10
Satterfield, Marcus, 2023-present
 Scarbrough, Don, 1956-61
 Scherer, Leo, 1928
 Schmakel, Warren, 1957-59
 Schulte, Henry F., 1932-37
 Schultz, Leonard, 1945
 Selmer, Carl, 1962-72
 Solich, Frank, 1979-97
 Sprague, Arthur, 1943-44
 Stauber, Gene, 1956
 Steele, Kevin, 1989-94
 Stewart, Brian, 2015-16
 Strasheim, Don, 1954-58
 Strong, David, 1945
 Tenopir, Milt, 1974-2002
Thomas, Glenn, 2024-present
 Thornton, Bill, 1970-71
 Thornton, Bob, 1981-85
 Tuioti, Tony, 2019-21
 Van Zandt, Lance, 1977-80
 Verduzco, Mario, 2018-21
 Wagner, Dennis, 2004-07
 Walden, Jim, 1971-72
 Walters, Troy, 2018-19
 Warren, Charlton, 2014
 Watson, Shawn, 2006-10
 Weir, Ed, 1929-37, 1943
 Whipple, Mark, 2022
White, Tony, 2023-present
 Williams, Jimmy, 2003
 Williams, John, 1936
 Williams, Donte', 2017
 Williams, Keith, 2015-17
Williams, Keith, 2024-present
 Wyatt, Buddy, 2007
 Young, Dan, 1983-2002

Nebraska's Year-by-Year Final Rankings

AP

1936	9th
1937	11th
1938	NR
1939	18th
1940	7th
1941	NR
1942	NR
1943	NR
1944	NR
1945	NR
1946	NR
1947	NR
1948	NR
1949	NR
1950	17th
1951	NR
1952	NR
1953	NR
1954	NR
1955	NR
1956	NR
1957	NR
1958	NR
1959	NR
1960	NR
1961	NR
1962	NR
1963	6th
1964	6th
1965	5th
1966	6th
1967	NR
1968	NR
1969	*11th
1970	1st
1971	1st
1972	4th
1973	7th
1974	9th
1975	9th
1976	9th
1977	12th
1978	8th
1979	9th
1980	7th
1981	11th
1982	3rd
1983	2nd
1984	4th
1985	11th
1986	5th
1987	6th
1988	10th
1989	11th
1990	24th
1991	15th
1992	14th
1993	3rd
1994	1st
1995	1st

1996	6th
1997	2nd
1998	19th
1999	3rd
2000	8th
2001	8th
2002	NR
2003	19th
2004	NR
2005	24th
2006	NR
2007	NR
2008	NR
2009	14th
2010	20th
2011	24th
2012	25th
2013	NR
2014	NR
2015	NR
2016	NR
2017	NR
2018	NR
2019	NR
2020	NR
2021	NR
2022	NR
2023	NR

**Start of 33 straight years Nebraska was ranked in the final AP poll until 2002.*

UPI (Coaches)

1950	NR
1951	NR
1952	NR
1953	NR
1954	NR
1955	NR
1956	NR
1957	NR
1958	NR
1959	NR
1960	NR
1961	NR
1962	NR
1963	5th
1964	6th
1965	3rd
1966	7th
1967	NR
1968	NR
1969	12th
1970	3rd
1971	1st
1972	9th
1973	11th
1974	7th
1975	9th
1976	7th
1977	10th
1978	8th

1979	7th
1980	7th
1981	9th
1982	3rd
1983	2nd
1984	3rd
1985	10th
1986	4th
1987	6th
1988	10th
1989	12th
1990	17th

USA Today/ CNN (Coaches)

1991	16th
1992	14th
1993	3rd
1994	1st
1995	1st
1996	6th

USA Today/ ESPN (Coaches)

1997	1st
1998	20th
1999	2nd
2000	7th
2001	7th
2002	NR
2003	18th
2004	NR
2005	24th
2006	NR
2007	NR
2008	NR
2009	14th
2010	19th
2011	24th
2012	23rd
2013	25th
2014	NR
2015	NR
2016	NR
2017	NR
2018	NR
2019	NR
2020	NR
2021	NR
2022	NR
2023	NR

Nebraska's Heisman Trophy History

Mike Rozier I-Back (1983)

The greatest runningback in Nebraska history, Mike Rozier ran away with the 1983 Heisman Trophy. After finishing 10th in Heisman voting as a junior, Rozier brought home the award as a senior by setting a school record with 2,148 yards on 275 carries and a school-record 29 touchdowns.

Rozier averaged 179 yards per game, while tying an NCAA record by reeling off 11 straight 100-yard performances, including a career-best 285 yards on 31 carries against Kansas on Nov. 12, 1983. Rozier's effort against the Jayhawks was one of seven 200-yard games in his career.

Rozier helped the Huskers to the national title game in the 1984 Orange Bowl, losing to Miami, 31-30. Despite scoring 49 regular-season rushing touchdowns in his career, Rozier never ran for a score in three Nebraska bowl games. However, he did throw a 25-yard pass to Anthony Steels in the Huskers' 22-15 loss to national champion Clemson in the 1982 Orange Bowl. Rozier also hauled in an 11-yard touchdown reception from Turner Gill in NU's 21-20 win over LSU in the 1983 Orange Bowl.

The No. 1 pick of the USFL's Pittsburgh Maulers in the 1984 draft, Rozier was also the No. 1 pick of the Houston Oilers in the supplemental phase of the 1984 NFL Draft.

He was voted into the College Football Hall of Fame in 2006.

Johnny Rodgers Wingback (1972)

Johnny "The Jet" Rodgers helped the Huskers win the first two national titles in school history in 1970 and 1971, before becoming Nebraska's first Heisman winner in 1972.

Rodgers owns Nebraska records for receptions (143) and receiving yardage (2,479) to go along with his 26 career touchdown catches.

A two-time All-American as a wingback, Rodgers was one of the top punt returners in college football history, racing to 1,515 career punt return yards and seven regular-season touchdowns. He added 847 yards and one score as a kickoff returner, and 745 career rushing yards with 11 touchdowns.

After winning his Heisman Trophy, Rodgers put his all-around game on display in a 40-6 win over Notre Dame in the 1973 Orange Bowl. Rodgers had a hand in all five of Nebraska's touchdowns against the Fighting Irish, rushing for three touchdowns, while adding one touchdown reception. He pitched in a 52-yard pass to Frosty Anderson for another score.

Rodgers was inducted into the College Football Hall of Fame in 2000.

Eric Crouch Quarterback (2001)

Eric Crouch became Nebraska's third Heisman Trophy winner by earning a spot as one of the greatest rushing quarterbacks in college football history.

Nebraska's career total-offense leader from 2001 until Taylor Martinez surpassed the mark in 2012, Crouch's 7,915 yards included an NU career quarterback rushing record 3,434 yards in his four years as a starter. The first player in school history to lead the team in total offense four straight years, Crouch also passed for 4,481 yards to rank sixth in NU history.

As a senior, Crouch struck for a then-school record 2,625 total-offense yards, with 1,115 yards rushing and 1,510 yards passing, leading NU to the national title game in the 2002 Rose Bowl.

Crouch became just the third quarterback in NCAA history to rush for 3,000 yards and pass for 4,000 yards in his career. He also eclipsed the NCAA record for rushing touchdowns by a quarterback with 59, shattering fellow Heisman winner Mike Rozier's previous school record of 49 rushing touchdowns.

Crouch finished his career 35-7 as a starter, accounting for 88 total-offense touchdowns. In a win over California as a sophomore in 1999, Crouch tied an NCAA record by throwing for a touchdown, rushing for a touchdown and catching a touchdown pass in the same game.

He was voted into the College Football Hall of Fame in 2020.

Top-10 Heisman Finishes

Sam Francis, Fullback, 1936--2nd
Bobby Reynolds, Halfback, 1950--5th
Wayne Meylan, Middle Guard, 1967--9th
Jerry Tagge, Quarterback, 1971--7th
Johnny Rodgers, Wingback, 1972--1st
Rich Glover, Middle Guard, 1972--3rd
Dave Humm, Quarterback, 1974--5th
Jarvis Redwine, I-Back, 1980--8th
Dave Rimington, Center, 1982--5th
Mike Rozier, I-Back, 1982--10th/1983--1st
Turner Gill, Quarterback, 1983--4th
Lawrence Phillips, I-Back, 1994--8th
Zach Wiegert, Offensive Tackle, 1994--9th
Tommie Frazier, Quarterback, 1995--2nd
Eric Crouch, Quarterback, 2001--1st
Ndamukong Suh, Defensive Tackle, 2009--4th

Heisman vs. Huskers

1935—Jay Berwanger, HB
Nebraska 28, Chicago 7
Statistics Not Available
1941—Bruce Smith, HB
Minnesota 9, Nebraska 0
Rushing: 7-35-0
1947—John Lujack, QB
Notre Dame 31, Nebraska 0
Passing: 2-of-6, 38 yds., 1 INT
1952—Billy Vessels, HB
Oklahoma 34, Nebraska 13
Rushing: 20-96-3
Receiving: 2-28-0
1955—Howard Cassidy, HB
Ohio State 28, Nebraska 20
Rushing: 21-170-3
1961—Ernie Davis, HB
Syracuse 28, Nebraska 6
Rushing: 22-120-0
Receiving: 1-10-0
1969—Steve Owens, HB
Nebraska 44, Oklahoma 14
Rushing: 21-71-0
Receiving: 1-9-0
1978—Billy Sims, HB
Nebraska 17, Oklahoma 14
Rushing: 25-153-2
1979 Orange Bowl
Oklahoma 31, Nebraska 24
Rushing: 25-132-2
1988—Barry Sanders, HB
Nebraska 63, Oklahoma State 42
Rushing: 35-189-4
Receiving: 1-(-)4
Punt Return: 1-0-0
Kickoff Returns: 5-73-0
1993—Charlie Ward, QB
1994 Orange Bowl
Florida State 18, Nebraska 16
Rushing: 8-(-)3
Passing: 24-of-43, 286 yds., 0 TD
1994—Rashan Salaam, IB
Nebraska 24, Colorado 7
Rushing: 22-134-1
Receiving: 2-24-0
1998—Ricky Williams, RB
Texas 20, Nebraska 16
Rushing: 37-150-1
Receiving: 1-0-0
2008—Sam Bradford, QB
Oklahoma 62, Nebraska 28
Rushing: 2-14
Passing: 19-of-27, 311 yards, 5 TD, 1 INT

Nebraska's Major Award Winners

Lombardi Award (5)

(Nation's top collegiate lineman)

1972--Rich Glover, MG, Nebraska*
 1982--Dave Rimington, C, Nebraska*
 1983--Dean Steinkuhler, OG, Nebraska*
 1997--Grant Wistrom, RE, Nebraska
 2009--Ndamukong Suh, DT*

Other Husker Lombardi Finalists

1971--Rich Glover, DT
 1971--Larry Jacobson, DT
 1988--Broderick Thomas, DE
 1994--Zach Wiegert, OT
 1996--Jared Tomich, RE
 2000--Dominic Raiola, C

**honoree swept both the Outland Trophy and Lombardi Award for that year.*

Outland Trophy (9)

(Nation's top collegiate interior lineman)

1971--Larry Jacobson, DT, Nebraska
 1972--Rich Glover, MG, Nebraska*
 1981--Dave Rimington, C, Nebraska
 1982--Dave Rimington, C, Nebraska*
 1983--Dean Steinkuhler, OG, Nebraska*
 1992--Will Shields, OG, Nebraska
 1994--Zach Wiegert, OT, Nebraska
 1997--Aaron Taylor, OG, Nebraska
 2009--Ndamukong Suh, DT, Nebraska*

Other Husker Outland Finalists

1997--Jason Peter, DT
 2000--Dominic Raiola, C
 2001--Toniui Fonoti, OG

Maxwell Award (1)

(Nation's outstanding collegiate player)

1983--Mike Rozier, IB, Nebraska

Walter Camp Award (3)

(Nation's outstanding collegiate player)

1972--Johnny Rodgers, WB, Nebraska
 1983--Mike Rozier, IB, Nebraska
 2001--Eric Crouch, QB, Nebraska

Johnny Unitas Golden Arm Award (1)

(Nation's top senior quarterback)

1995--Tommie Frazier, Nebraska

Davey O'Brien Award (1)

(Nation's top quarterback)

2001--Eric Crouch, Nebraska

Butkus Award (1)

(Nation's top collegiate linebacker)

1993--Trev Alberts, Nebraska

Other Husker Butkus Finalists

1988--Broderick Thomas, 2nd
 1994--Ed Stewart, 3rd
 2011--Lavonte David, 5th

Rimington Trophy (1)

(Nation's top collegiate center)

2000--Dominic Raiola, Nebraska

Nagurski Trophy (1)

(Nation's best defensive player)

2009--Ndamukong Suh, DT, Nebraska

Bednarik Award (1)

(College football's defensive player of the year)

2009--Ndamukong Suh, DT, Nebraska

Huskers in the College Football Hall of Fame

Nebraska Players (20)

Ed Weir, T (1923-25), Inducted 1951
 George Sauer, FB (1931-33), Inducted 1954
 Guy Chamberlin, E (1913-15), Inducted in 1962
 Clarence Swanson, E (1918-21), Inducted in 1973
 Sam Francis, FB (1934-36), Inducted in 1977
 Bobby Reynolds, HB (1950-52), Inducted in 1984
 Forrest Behm, T (1938-40), Inducted in 1988
 Wayne Meylan, MG (1965-67), Inducted in 1991
 Bob Brown, G (1962-63), Inducted in 1993
 Rich Glover, MG (1970-72), Inducted in 1995
 Dave Rimington, C (1979-82), Inducted in 1997
 Johnny Rodgers, WB (1969-72), Inducted 2000
 Mike Rozier, IB (1981-83), Inducted in 2006
 Grant Wistrom, RE (1994-97), Inducted in 2009
 Will Shields, OG (1989-92), Inducted in 2011
 Tommie Frazier, QB (1992-95), Inducted 2013
 Trev Alberts, OLB (1990-93), Inducted in 2015
 Aaron Taylor, OG/C (1994-97), Inducted 2018
 Eric Crouch, QB (1998-2001), Inducted 2020
 Zach Wiegert, OT (1991-94), Inducted 2022

Nebraska Coaches (7)

Fielding Yost (1898), Inducted in 1951
 Dana X. Bible (1929-36), Inducted in 1951
 Lawrence McCeney "Biff" Jones (1937-41), Inducted in 1954
 Edward N. "Robbie" Robinson (1896-97), Inducted in 1955
 Bob Devaney (1962-72), Inducted in 1981
 Tom Osborne (1973-97), Inducted in 1999
 Frank Solich (1998-03), Inducted in 2024

All-Century Team

Nebraska's run of success in the 1990s capped a century of conference and national championships, award-winning players and Hall of Fame coaches in the Husker football program.

Hundreds of great players called Lincoln home in the 20th century, making the selection of a Husker All-Century team a difficult task. Nebraska fans did their best to identify the best of the best from the 1999 football season through April of 2000. The team was chosen through an online poll at Huskers.com and nearly 10,000 Husker fans took part in the process.

The team is dominated by players from the Huskers' five national championship squads. Linebacker Tom Novak, Nebraska's only four-time all-conference selection, was the lone player chosen who played before the Bob Devaney era. The overall top vote getter was Johnny Rodgers, who received a total of 14,467 votes at two positions (receiver and kick returner). The 1972 Heisman Trophy winner is joined by a star-studded offensive unit that features I-backs Mike Rozier and Roger Craig, fullbacks Joel Makovicka and Tom Rathman, wingback Irving Fryar and tight end Junior Miller. The offense is guided by quarterback Tommie Frazier, who led the Huskers to back-to-back national championships in 1994 and 1995. Frazier won the Johnny Unitas Award as the nation's top quarterback as a senior and had a career record of 33-3 as Nebraska's starting QB. The offensive line features five Outland Trophy winners, including two-time recipient Dave Rimington. Fellow Outland winners Will Shields, Aaron Taylor, Zach Wiegert and Dean Steinkuhler, along with All-American Bob Newton, join Rimington on the offensive front. Wiegert was the top vote-getter on offense, with nearly 8,000 votes.

The defense is led by a talent-laden front line, all of whom were first-round NFL Draft picks. Defensive tackles Jason Peter and Neil Smith and middle guard Rich Glover comprise the interior of the all-time Husker defense while pass rushing specialists Grant Wistrom, Trev Alberts and Broderick Thomas man the outside positions of the defensive line. A pair of run-stoppers join Novak on the linebacker corps, as Marc Munford and Ed Stewart were selected by Husker fans. Munford led Nebraska in tackles for three consecutive seasons (1984-86), while Stewart was a finalist for the Butkus Award in 1994. The secondary is made up of players from the 1990s, including 1999 All-Americans Mike Brown and Ralph Brown, the top vote getters at safety and cornerback, respectively. The duo is joined by cornerback Michael Booker and rover Mike Minter, a pair of defensive standouts on Nebraska's 1994 and 1995 national title teams. Wistrom was the top vote getter among defensive players with almost 7,000 votes cast.

Kris Brown was chosen as the starting kicker after he set the school record with 388 points from 1995 to 1998. Jesse Kosch earned the nod as NU's top punter, and the final member of the team is kick returner Tyrone Hughes.

Offense

QB-Tommie Frazier (1992-95)
 IB-Mike Rozier (1981-83)
 IB-Roger Craig (1979-82)
 FB-Tom Rathman (1983-85)
 FB-Joel Makovicka (1995-98)
 WR-Irving Fryar (1981-83)
 WR-Johnny Rodgers (1970-72)
 TE-Junior Miller (1977-79)
 OT-Bob Newton (1969-70)
 OG-Will Shields (1989-92)
 C-Dave Rimington (1979-82)
 OG/C-Aaron Taylor (1994-97)
 OG-Dean Steinkuhler (1981-83)
 OT-Zach Wiegert (1991-94)

Defense

DE-Grant Wistrom (1994-97)
 DT-Jason Peter (1994-97)
 NT-Rich Glover (1970-72)
 DT-Neil Smith (1985-87)
 DE/OLB-Trev Alberts (1990-93)
 DE/OLB-Broderick Thomas (1985-88)
 LB-Marc Munford (1984-86)
 LB-Ed Stewart (1991-94)
 LB-Tom Novak (1946-49)
 CB-Michael Booker (1994-96)
 CB-Ralph Brown (1996-99)
 S-Mike Brown (1996-99)
 S-Mike Minter (1993-96)

Special Teams

PK-Kris Brown (1995-98)
 P-Jesse Kosch (1994-97)
 KR-Tyrone Hughes (1989-92)
 PR-Johnny Rodgers (1970-72)

Top Vote Getters (Votes):

Offense-Zach Wiegert (7,951)
 Defense-Grant Wistrom (6,990)
 Special Teams-Kris Brown (7,938)
 Overall-Johnny Rodgers (14,467)
 (7,109 - Returns and 7,358 - WR)

Novak & Brown Honored with Retired Numbers

Following the 1949 season, the N Club voted to retire jersey No. 60 in honor of Tom "Train Wreck" Novak's stellar career with the Cornhuskers. Novak, the first Nebraska player to earn this honor, had been a four-time All-Big Seven choice and a 1949 All-American.

For 55 years, Novak was the only NU player to have the distinction of a retired number. In 2004, that finally changed as College and Pro Football Hall of Famer Bob Brown's No. 64 joined Novak's hallowed No. 60 among the permanently retired numbers at Nebraska. Brown, whose jersey retirement ceremony occurred during NU's game with Colorado in 2004, became the 16th player in Husker history to have his jersey retired.


All major national award winners at Nebraska automatically have their jerseys retired, but their numbers will still be available to active Huskers. In 2017, Nebraska also retired the jerseys of eight members of the College Football Hall of Fame who had not previously had their jerseys retired.

Nebraska's group of 25 players with retired jerseys certainly ranks among the most in the nation. Huskers who have earned the distinction of jersey retirement include three Heisman Trophy winners (Johnny Rodgers, Mike Rozier, Eric Crouch), eight Outland Trophy winners with nine awards (Larry Jacobson, Rich Glover, Dave Rimington (2), Dean Steinkuhler, Will Shields, Zach Wiegert, Aaron Taylor, Ndamukong Suh), five Lombardi Award winners (Rich Glover, Dave Rimington, Dean Steinkuhler, Grant Wistrom, Ndamukong Suh), one Johnny Unitas Golden Arm Award winner (Tommie Frazier), one Davey O'Brien Award winner (Eric Crouch), one Butkus Award winner (Trev Alberts), one Rimington Trophy winner (Dominic Raiola), one Chuck Bednarik Award winner (Ndamukong Suh) and one Bronko Nagurski Trophy winner (Ndamukong Suh).

History of Retired Jerseys (25)

Year	Jersey	Player	Major Awards/Honors
1949	No. 60*	Tom Novak	Only Four-Time All-Conference
1972	No. 20	Johnny Rodgers	1972 Heisman/Walter Camp
1972	No. 79	Rich Glover	1972 Outland/Lombardi
1982	No. 50	Dave Rimington	1981, 1982 Outland 1982 Lombardi
1983	No. 30	Mike Rozier	1983 Heisman/Maxwell/Walter Camp
1983	No. 71	Dean Steinkuhler	1983 Outland/Lombardi
1994	No. 75	Larry Jacobson	1971 Outland
1994	No. 75	Will Shields	1992 Outland
1994	No. 34	Trev Alberts	1993 Butkus
1995	No. 72	Zach Wiegert	1994 Outland
1996	No. 15	Tommie Frazier	1995 Johnny Unitas
1998	No. 67	Aaron Taylor	1997 Outland
1998	No. 98	Grant Wistrom	1997 Lombardi
2002	No. 54	Dominic Raiola	2000 Rimington
2002	No. 7	Eric Crouch	2001 Heisman/Walter Camp/O'Brien
2004	No. 64*	Bob Brown	College and Pro Football Hall of Fame
2010	No. 93	Ndamukong Suh	2009 Outland/Lombardi/AP POY
2017	NA	Guy Chamberlin	1962 College Football Hall of Fame Inductee
2017	No. 1	Clarence Swanson	1973 College Football Hall of Fame Inductee
2017	No. 35	Ed Weir	Nebraska's first two-time All-American
2017	No. 25	George Sauer	1954 College Football Hall of Fame Inductee
2017	No. 38	Sam Francis	1936 Heisman Runner-up
2017	No. 33	Forrest Behm	1988 College Football Hall of Fame Inductee
2017	No. 12	Bobby Reynolds	1984 College Football Hall of Fame Inductee
2017	No. 66	Wayne Meylan	1966 and 1967 Big Eight Player of the Year

*Jersey number is permanently retired at Nebraska



Clarence Swanson

End | 1919-21
Wakefield, Neb.

- » 1921 All-American
- » 1973 College Football Hall of Fame

1



Eric Crouch

Quarterback | 1998-2001
Omaha, Neb.

- » 2001 Heisman Trophy
- » 2001 Walter Camp Player of the Year
- » 2001 Davey O'Brien Quarterback Award
- » 2020 College Football Hall of Fame


7

Passing

Year	Att.	Comp.	Pct.	Int.	Yds.	TD
1998	101	49	.485	4	601	4
1999	160	83	.419	4	1,269	7
2000	156	75	.481	7	1,101	11
2001	189	105	.556	10	1,510	7
Totals	606	312	.515	25	4,481	29

Rushing

		Total Offense						
Year	Att.	Net	Avg.	TDs	Att.	Yds.	TD	Y/G
1998	96	459	4.8	4	197	1,060	91	32.5
1999	180	889	4.9	16	340	2,158	23	79.8
2000	169	971	5.7	20	325	2,072	31	88.4
2001	203	1,115	5.5	18	392	2,625	25	18.8
Totals	648	3,434	5.3	59	1,254	7,915	88	84.1



Bobby Reynolds

Halfback | 1950-52
Grand Island, Neb.

- » 1950 First-Team All-American
- » 1984 College Football Hall of Fame

12



Tommie Frazier

Quarterback | 1992-95
Bradenton, Fla.

- » 1995 Johnny Unitas Golden Arm Award
- » 2013 College Football Hall of Fame


15

Passing

Year	Att.	Comp.	Pct.	Int.	Yds.	TD
1992	100	44	.440	1	727	10
1993	162	77	.475	4	1,159	12
1994	44	19	.432	2	273	4
1995	163	92	.564	4	1,362	17
Totals	469	232	.495	11	3,521	43

Rushing

		Total Offense						
Year	Att.	Net	Avg.	TDs	Att.	Yds.	TD	Y/G
1992	86	399	4.6	7	186	1,126	17	25.1
1993	126	704	5.6	9	288	1,863	21	69.4
1994	33	248	7.5	6	77	521	10	30.3
1995	97	604	6.2	14	260	1,966	31	78.7
Totals	342	1,955	5.7	36	811	5,476	79	56.5



Johnny Rodgers

Wingback | 1970-72
Omaha, Neb.

- » 1972 Heisman Trophy
- » 1972 Walter Camp Player of the Year
- » 2000 College Football Hall of Fame

20

Punt Returns

		Kick Returns						
Year	PR	Yds.	Avg.	TDs	KOR	Yds.	Avg.	TDs
1970	26	349	13.4	2	17	359	21.1	0
1971	33	548	16.6	3	10	304	30.4	1
1972	39	618	15.8	2	8	184	23.0	0
Totals	98	1,515	15.5	7	35	847	24.2	1

Rushing

		Receiving						
Year	Att.	Net	Avg.	TDs	Rec.	Yds.	Avg.	TDs
1970	36	219	6.1	2	35	665	19.0	7
1971	36	259	7.2	2	53	872	16.5	11
1972	58	267	4.6	7	55	942	17.1	7
Totals	130	745	5.7	11	143	2,479	17.3	25



George Sauer

Fullback | 1931-33
Lincoln, Neb.

- » 1933 First-Team All-American
- » 1954 College Football Hall of Fame

25



Mike Rozier

I-Back | 1981-83
Camden, N.J.

- » 1983 Heisman Trophy
- » 1983 Maxwell Award
- » 1983 Walter Camp Player of the Year
- » 2006 College Football Hall of Fame


30

Rushing

		Receiving						
Year	Att.	Net	Avg.	TDs	Rec.	Yds.	Avg.	TDs
1981	151	943	6.2	5	4	64	16.0	0
1982	242	1,689	7.0	15	6	46	7.7	2
1983	275	2,148	7.8	29	10	106	10.6	0
Totals	668	4,780	7.2	49	20	216	10.8	2

Kick Returns

		All-Purpose			Scoring		
Year	PR	Yds.	Avg.	TDs	No.	Yds.	TD
1981	5	162	32.4	1	160	1,169	7.3
1982	4	55	13.8	0	252	1,790	7.1
1983	11	232	21.1	0	296	2,486	8.4
Totals	20	449	22.5	1	708	5,445	7.7



Forrest Behm

Tackle | 1938-40
Lincoln, Neb.

- » 1940 First-Team All-American
- » 1988 College Football Hall of Fame

33




Trev Alberts
Outside Linebacker | 1990-93
Cedar Falls, Iowa
» 1993 Butkus Award
» 2015 College Football Hall of Fame

34


Defense

Year	(-----Tackles-----)					Fum.					QB	
	G/S	UT	AT	TT	TFL	Sacks	C-R	BK	PBU	PI	Hry.	
1990	10/0	10	16	26	4-33	4-33	0-1	0	0	0	0	20
1991	11/0	21	32	53	9-60	7-50	1-3	0	1	0	12	
1992	11/11	27	46	73	11-50	3.5-25	1-1	1	4	0	17	
1993	11/11	47	49	96	21-99	15-88	3-0	0	1	0	38	
Totals	43/22	105	143	248	45-242	29.5-196	5-5	1	6	0	69	



Bob Brown
Offensive Guard | 1961-63
Cleveland, Ohio
» 1 of 2 NU permanently retired jerseys
» 2004 Pro Football Hall of Fame
» 1993 College Football Hall of Fame

64



Wayne Meylan
Middle Guard | 1965-67
Bay City, Mich.
» 1966 & 1967 All-American
» 1966 & 1967 Big Eight Player of the Year
» 1991 College Football Hall of Fame

66


Defense

Year	(-----Tackles-----)				Fum.				
	UT	AT	TT		R	BK	PBU	PI	
1965	21	24	45		1	0	0	0	
1966	38	36	74		1	0	2	0	
1967	59	60	119		0	0	0	0	
Totals	118	120	238		2	0	2	0	



Ed Weir
Tackle | 1923-25
Superior, Neb.
» 1924 & 1925 First-Team All-American
» 1951 College Football Hall of Fame

35




Sam Francis
Fullback | 1934-36
Oberlin, Kan.
» 1936 Heisman Runner-up
» 1936 First-Team All-American
» 1977 College Football Hall of Fame

38



Aaron Taylor
Offensive Guard | 1994-97
Wichita Falls, Texas
» 1997 Outland Trophy

67



Dave Rimington
Center | 1979-82
Omaha, Neb.
» 1981 & 1982 Outland Trophy
» 1982 Lombardi Award
» 1997 College Football Hall of Fame

50



Dean Steinkuhler
Offensive Guard | 1981-83
Burr, Neb.
» 1983 Lombardi Award
» 1983 Outland Trophy

71




Dominic Raiola
Center | 1998-2000
Honolulu, Hawaii
» 2000 Dave Rimington Trophy

54



Zach Wiegert
Offensive Tackle | 1991-94
Fremont, Neb.
» 1994 Outland Trophy

72



Tom Novak
Center/Linebacker | 1946-49
Omaha, Neb.
» 1 of 2 NU permanently retired jerseys
» NU's only 4-time all-conference pick

60




Larry Jacobson
Defensive Tackle | 1969-71
Sioux Falls, S.D.

» 1971 Outland Trophy

Defense

	(----tackles----						
Year	UT	AT	TT	TFL	BK	PBU	PI
1969	2	8	10	1-9	0	0	0
1970	33	16	49	9-61	0	1	0
1971	28	45	73	12-73	0	1	1
Totals	63	69	132	22-143	0	2	1



Will Shields
Offensive Guard | 1989-92
Lawton, Okla.

» 1992 Outland Trophy
» 2015 Pro Football Hall of Fame
» 2011 College Football Hall of Fame



Rich Glover
Middle Guard | 1970-72
Jersey City, N.J.

» 1972 Lombardi Award
» 1995 College Football Hall of Fame

Defense

	(----Tackles----)						
Year	UT	AT	TT	TFL	BK	PBU	PI
1970	5	14	19	3-13	0	3	0
1971	46	46	92	13-73	0	1	0
1972	52	48	100	9-41	0	2	0
Totals	103	108	211	25-127	0	6	0



Ndamukong Suh
Defensive Tackle | 2005-09
Portland, Ore.

» 2009 Outland Trophy
» 2009 Lombardi Award
» 2009 AP National Player of the Year

Defense

	(---Tackles---)					Fum.			QB		
Year	G/S	UT	AT	TT	TFL	Sacks	C-R	BK	PBU	PI	Hry.
2005*	2/0	0	1	1	0-0	0	0-0	0	0	0	0
2006	14/0	12	7	19	8-45	3.5-37	1-0	0	0	1	2
2007	12/11	22	12	34	6-29	1-6	0-1	1	2	0	4
2008	13/13	39	37	76	19-85	7.5-67	1-0	2	3	2	6
2009	14/14	52	33	85	24-93	12-77	1-0	3	10	1	26
Totals	55/39	125	90	215	57-252	24-187	3-1	6	15	4	38

*medical redshirt



Grant Wistrom
Rush End | 1994-97
Webb City, Mo.

» 1997 Lombardi Award

Defense

	(---Tackles---)					Fum.			QB		
Year	G/S	UT	AT	TT	TFL	Sacks	C-R	BK	PBU	PI	Hry.
1994	12/0	14	22	36	6.5-55	4.5-49	0-0	0	0	0	11
1995	11/11	21	23	44	15-55	4-23	0-0	0	0	0	13
1996	12/12	30	45	75	20-74	9.5-48	1-0	2	0	1	15
1997	12/12	28	23	51	17-76	8.5-58	3-1	0	3	0	25
Totals	47/35	93	113	206	58.5-260	26.5-178	4-1	2	3	1	64



Guy Chamberlin
End/Halfback | 1913-15
Blue Springs, Neb.

» 1915 First-Team All-American
» 1962 College Football Hall of Fame
» Number not available

First-Team All-Americans

96 Players | 14 Double Winners | 110 Total First-Teamers | 46 Consensus All-Americans
55 Total Consensus Awards | 20 Unanimous All-Americans | 21 Total Unanimous Awards

* - consensus All-American | # - unanimous All-American

- Vic Halligan, Tackle (1914)
- Guy Chamberlin, End (1915)*
- Ed Weir, Tackle (1924-25)**#
- Lonnie Stiner, Tackle (1926)
- Ray Richards, Tackle (1929)
- Hugh Rhea, Tackle (1930)
- Lawrence Ely, Center (1932)
- George Sauer, Fullback (1933)*
- Sam Francis, Fullback (1936)*
- Fred Shirey, Tackle (1937)
- Charles Brock, Center (1937)
- Warren Alfson, Tackle (1940)
- Forrest Behm, Tackle (1940)
- Tom Novak, Center (1949)
- Bobby Reynolds, Halfback (1950)
- Jerry Minnick, Tackle (1952)
- Bob Brown, Guard (1963)*#
- Larry Kramer, Tackle (1964)*#
- Freeman White, End (1965)*
- Walt Barnes, Tackle (1965)*
- Tony Jeter, End (1965)
- LaVerne Allers, Guard (1966)*
- Larry Wachholtz, Defensive Back (1966)
- Wayne Meyland, Middle Guard (1966-67)**
- Joe Armstrong, Guard (1968)
- Jerry Murtaugh, Linebacker (1970)
- Bob Newton, Tackle (1970)*
- Jeff Kinney, I-Back (1971)
- Larry Jacobson, Defensive Tackle (1971)*
- Jerry Tagge, Quarterback (1971)
- Rich Glover, Middle Guard (1971-72)*#
- Willie Harper, Defensive End (1971-72)**
- Johnny Rodgers, Wingback (1971-72)**#
- Daryl White, Offensive Tackle (1972-73)
- John Dutton, Defensive Tackle (1973)*#
- Rik Bonness, Center (1974-75)*#
- Marvin Crenshaw, Offensive Tackle (1974)*
- Dave Humm, Quarterback (1974)
- Bob Martin, Defensive End (1975)
- Wonder Monds, Defensive Back (1975)
- Dave Butterfield, Defensive Back (1976)
- Mike Fultz, Defensive Tackle (1976)
- Vince Ferragamo, Quarterback (1976)
- Tom Davis, Center (1977)
- Kelvin Clark, Offensive Tackle (1978)*
- George Andrews, Defensive End (1978)
- Junior Miller, Tight End (1979)*#
- Derrie Nelson, Defensive End (1980)
- Jarvis Redwine, I-Back (1980)*
- Randy Schleusener, Offensive Guard (1980)*
- Jimmy Williams, Defensive End (1981)
- Dave Rimington, Center (1981-82)**##
- Mike Rozier, I-Back (1982-83)**#
- Irving Fryar, Wingback (1983)*#
- Dean Steinkuhler, Offensive Guard (1983)*
- Bret Clark, Safety (1984)
- Harry Grimmering, Offensive Guard (1984)
- Mark Traynowicz, Center (1984)*#
- Bill Lewis, Center (1985)

- Jim Skow, Defensive Tackle (1985)
- Danny Noonan, Middle Guard (1986)*#
- John McCormick, Offensive Guard (1987)
- Neil Smith, Defensive Tackle (1987)
- Steve Taylor, Quarterback (1987)
- Broderick Thomas, Outside Linebacker (1987-88)*#
- Jake Young, Center (1988-89)**
- Doug Glaser, Offensive Tackle (1989)
- Kenny Walker, Defensive Tackle (1990)
- Travis Hill, Outside Linebacker (1992)
- Will Shields, Offensive Guard (1992)*#
- Trev Alberts, Outside Linebacker (1993)*#
- Brendan Stai, Offensive Guard (1994)*
- Ed Stewart, Linebacker (1994)
- Zach Wiegert, Offensive Tackle (1994)*#
- Tommie Frazier, Quarterback (1995)*
- Aaron Graham, Center (1995)
- Jared Tomich, Rush End (1995-96)
- Aaron Taylor, Center (1996); Guard (1997)**#
- Grant Wistrom, Rush End (1996-97)**
- Jason Peter, Defensive Tackle (1997)*
- Mike Brown, Defensive Back (1999)
- Ralph Brown, Defensive Back (1999)
- Russ Hochstein, Offensive Guard (2000)
- Carlos Polk, Linebacker (2000)
- Dominic Raiola, Center (2000)*
- Keyuo Craver, Defensive Back (2001)
- Eric Crouch, Quarterback (2001)*
- Toniau Fonoti, Offensive Guard (2001)*
- DeJuan Groce, Kick Returner (2002)
- Josh Bullocks, Defensive Back (2003)
- Kyle Larson, Punter (2003)
- Ndamukong Suh, Defensive Tackle (2009)*#
- Prince Amukamara, Defensive Back (2010)*#
- Alex Henery, Place Kicker (2010)
- Lavonte David, Linebacker (2011)

First-Team CSC Academic All-Americans (70)

* - four other chosen Academic All-American by other groups

- Bob Oberlin (1952-53)
- Don Fricke (1960)*
- Pat Clare (1960)*
- Jim Hoge (1962)
- Dennis Claridge (1963)
- Jim Osberg (1965)*
- Tony Jeter (1965)*
- Marvin Mueller (1966)
- Randy Reeves (1969)
- Jeff Kinney (1971)
- Larry Jacobson (1971)
- Frosty Anderson (1973)
- Rik Bonness (1975)
- Tom Heiser (1975)
- Vince Ferragamo (1976)
- Ted Harvey (1976-77)
- Jim Pillen (1978)
- George Andrews (1978)
- Rod Horn (1979)
- Randy Schleusener (1979-80)

- Kelly Saalfeld (1979)
- Jeff Finn (1980)
- Ric Lindquist (1981)
- Randy Theiss (1981)
- Dave Rimington (1981-82)
- Scott Strasburger (1983-84)
- Rob Stuckey (1983-84)
- Mark Traynowicz (1984)
- Dale Klein (1986)
- Tom Welter (1986)
- Jeff Jamrog (1987)
- Mark Blazek (1987-88)
- John Kroeker (1988)
- Gerry Gdowski (1989)
- Jake Young (1989)
- David Edeal (1990)
- Pat Tyrance (1990)
- Jim Wanek (1990)
- Pat Engelbert (1991)
- Mike Stigge (1991-92)
- Trev Alberts (1993)
- Terry Connealy (1993-94)
- Rob Zatechka (1993-94)
- Matt Shaw (1994)
- Aaron Graham (1995)
- Grant Wistrom (1996-97)
- Joel Makovicka (1997-98)
- Chad Kelsay (1998)
- Bill Lafleur (1998)
- Mike Brown (1999)
- Kyle Vanden Bosch (1999-2000)
- Tracey Wistrom (2001)
- Chad Sievers (2004)
- Kurt Mann (2005)
- Dane Todd (2005)
- Austin Cassidy (2010-11)
- Rex Burkhead (2011-12)
- Spencer Long (2013)
- Chris Weber (2017)

Second-Team CSC Academic All-Americans (36)

- Bill Kosch (1970-71)
- Dave Walline (1970)
- Dick Rupert (1971)
- Ritch Bahe (1973)
- Stan Waldemore (1977)
- Randy Theiss (1982)
- Kris Van Norman (1982)
- Bill Weber (1982)
- Micah Heibel (1987)
- Jon Nelson (1988)
- Jake Young (1988)
- Pat Tyrance (1989)
- Pat Engelbert (1990)
- Rob Zatechka (1992)
- Ken Mehlin (1993)
- Aaron Graham (1994)
- Brian Schuster (1995)
- Steve Ott (1995)
- Steve Volin (1995)
- Jon Hesse (1996)
- Scott Frost (1997)
- Chad Kelsay (1997)
- Jon Zatechka (1997)

- Brian Shaw (1998-99)
- Judd Davies (2003)
- Pat Ricketts (2003)
- Kellen Huston (2004)
- Dane Todd (2006)
- Todd Peterson (2008)
- Tyler Wortman (2008)
- Sean Fisher (2011-12)
- Jake Long (2013)
- C.J. Zimmerer (2013)

Third-Team CSC Academic All-Americans (1)

- John Adkins (1970)

First-Team All-Conference

523 total

First-team all-conference picks by wire services, Omaha World-Herald, conference coaches.

Husker Four-Time

All-Conference Selections

Tom Novak, back 1946,
center 1947-48-49

Husker Three-Time

All-Conference Picks

Vic Halligan, back, 1912-13-14
Dick Rutherford, back, 1913-14-15
H.H. Corey, tackle, 1914-15-16
Steve Hokuf, end, 1929-30-32
George Sauer, back, 1931-32-33
Lloyd Cardwell, back, 1934-35-36
Fred Shirey, tackle, 1935-36-37
Charles Brock, center, 1936-37-38
Jerry Minnick, tackle, 1951-52-53
Johnny Rodgers, WB, 1970-71-72
Dave Rimington, C, 1980-81-82
Turner Gill, QB, 1981-82-83
Mike Rozier, IB, 1981-82-83
Marc Munford, LB, 1984-85-86
Broderick Thomas, OLB, 1986-87-88
Will Shields, OG, 1990-91-92
Zach Wiegert, OT, 1992-93-94
Grant Wistrom, RE, 1995-96-97
Aaron Taylor, OG, 1995-97; C, 1996
Ralph Brown, RCB, 1997-98-99

All-Conference Huskers

Missouri Valley (73)

- 1907--** Bill Chaloupka, tackle
(4) S.T. Frum, guard
Harold Cook, back
John Weller, back
- 1908--** Ernest Kroger, back
- 1909--** LeRoy Temple, tackle
(2) Owen Frank, back
- 1910--** W.F. Chauner, end
(5) Sylvester Shonka, tackle
LeRoy Temple, tackle
Leon Warner, back
Owen Frank, back
- 1911--** W.F. Chauner, end
(5) Sylvester Shonka, tackle
E.B. Elliott, guard
E.Z. Hornberger, guard
Leon Warner, back
- 1912--** J.D. Harmon, tackle
(4) J.T.M. Pearson, guard
Leonard Purdy, back
Vic Halligan, back

1913-- (6)	Guy Mastin, end Charles Beck, end Vic Halligan, tackle Max Towle, back Dick Rutherford, back Leonard Purdy, back	1932-- (6)	Steve Hokuf, end Corwin Hulbert, tackle Lawrence Ely, center Chris Mathis, back George Sauer, back Lee Penney, end	1952-- (5)	Dennis Emanuel, end Bill Schabacker, end Jerry Minnick, tackle Don Boll, guard Clayton Curtis, guard
1914-- (7)	Warren Howard, end Vic Halligan, tackle H.H. Corey, tackle E.L. Abbott, guard Roy Cameron, center Dick Rutherford, back Guy Chamberlin, back	1933-- (9)	Lee Penney, end Bruce Kilbourne, end Gail O'Brien, tackle Warren DeBus, guard Frank Meier, center George Sauer, back Bernie Masterson, back Hubert Boswell, back Clair Bishop, guard Bernard Scherer, end	1953-- (3)	Jerry Minnick, tackle Ted Connor, tackle John Bordogna, back Don Glantz, tackle Charles Bryant, guard Bob Smith, back
1915-- (5)	Guy Chamberlin, end H.H. Corey, tackle Paul Shields, guard E.L. Abbott, guard Dick Rutherford, back	1934-- (4)	Henry Bauer, back Lloyd Cardwell, back Bernard Scherer, end Fred Shirey, tackle Lloyd Cardwell, back Jerry LaNoue, back Sam Francis, back Charles Brock, center Les McDonald, end Fred Shirey, tackle Lloyd Cardwell, back Sam Francis, back Ron Douglas, back Charles Brock, center Elmer Dohrmann, end Johnny Howell, back Ted Doyle, tackle Fred Shirey, tackle Bob Mehring, guard	1954-- (3)	Jon McWilliams, end LaVerne Torczon, tackle Rex Fischer, back Willie Greenlaw, back LaVerne Torczon, guard
1916-- (2)	H.H. Corey, tackle Hugo Otopalik, back	1935-- (5)	Lloyd Cardwell, back Bernard Scherer, end Fred Shirey, tackle Lloyd Cardwell, back Jerry LaNoue, back Sam Francis, back Charles Brock, center Les McDonald, end Fred Shirey, tackle Lloyd Cardwell, back Sam Francis, back Ron Douglas, back Charles Brock, center Elmer Dohrmann, end Johnny Howell, back Ted Doyle, tackle Fred Shirey, tackle Bob Mehring, guard	1955-- (4)	Jerry Brown, back
1917-- (5)	Roscoe Rhodes, end Edson Shaw, tackle E.H. Schellenberg, back John Cook, back Paul Dobson, back Clarence Swanson, end John Pucelik, guard Glen Preston, back Chick Hartley, back Leo Scherer, end Bub Weller, tackle Adolph Wenke, tackle Joy Berquist, guard Glen Preston, back Dave Noble, back Chick Hartley, back Joy Berquist, guard Ross McGlasson, guard Dave Noble, back Rufus Dewitz, back Ed Weir, tackle Choppy Rhodes, back Ed Weir, tackle Harold Hutchinson, center Choppy Rhodes, back Lonnie Stiner, tackle Glenn Presnell, back Roy Randels, tackle Dan McMullen, guard Ted James, center Glenn Presnell, back Blue Howell, back	1936-- (6)	Lloyd Cardwell, back Bernard Scherer, end Fred Shirey, tackle Lloyd Cardwell, back Jerry LaNoue, back Sam Francis, back Charles Brock, center Les McDonald, end Fred Shirey, tackle Lloyd Cardwell, back Sam Francis, back Ron Douglas, back Charles Brock, center Elmer Dohrmann, end Johnny Howell, back Ted Doyle, tackle Fred Shirey, tackle Bob Mehring, guard	1956-- (2)	
1921-- (4)	John Pucelik, guard Glen Preston, back Chick Hartley, back	1937-- (6)	Charles Brock, center Elmer Dohrmann, end Johnny Howell, back Ted Doyle, tackle Fred Shirey, tackle Bob Mehring, guard	Big Eight (261)	
1922-- (7)	Bub Weller, tackle Adolph Wenke, tackle Joy Berquist, guard Glen Preston, back Dave Noble, back Chick Hartley, back Joy Berquist, guard Ross McGlasson, guard Dave Noble, back Rufus Dewitz, back Ed Weir, tackle Choppy Rhodes, back Ed Weir, tackle Harold Hutchinson, center Choppy Rhodes, back Lonnie Stiner, tackle Glenn Presnell, back Roy Randels, tackle Dan McMullen, guard Ted James, center Glenn Presnell, back Blue Howell, back	1938-- (2)	Charles Brock, center Elmer Dohrmann, end Johnny Howell, back Ted Doyle, tackle Fred Shirey, tackle Bob Mehring, guard	1959-- (1)	Don Olson, guard Don Purcell, end Bill Thornton, back Dennis Claridge, back Tyronne Robertson, tackle Bob Brown, guard Dennis Claridge, back Lloyd Voss, tackle Bob Brown, guard Lyle Sittler, C Tony Jeter, TE Freeman White, SE Ted Vactor, DB Walt Barnes, MG Kent McCloughan, DB Larry Kramer, tackle Frank Solich, FB Tony Jeter, TE Freeman White, SE Larry Wacholtz, DB Mike Kennedy, LB Walt Barnes, DT Dennis Carlson, OT LaVerne Allers, OG LaVerne Allers, OG Kelly Petersen, C Bob Churchich, QB Harry Wilson, HB Bob Pickens, OT Kaye Carstens, DB Wayne Meylan, DG Lynn Senkbeil, LB Carel Stith, DT Larry Wacholtz, DB Dennis Richnafskey, OE Dick Davis, FB Wayne Meylan, MG Jim McCord, DT Ken Geddes, LB Dana Stephenson, DB Joe Armstrong, OG Jim McFarland, TE Bob Liggett, DT Ken Geddes, MG Jerry Murtaugh, LB Dana Stephenson, DB Joe Orduna, HB Jerry Murtaugh, LB Bob Newton, OT Donnie McGhee, OG Johnny Rodgers, HB Bill Kosch, DB Dave Walline, DT Ed Periard, MG Paul Rogers, PK
1923-- (4)	Joy Berquist, guard Ross McGlasson, guard Dave Noble, back Rufus Dewitz, back Ed Weir, tackle Choppy Rhodes, back Ed Weir, tackle Harold Hutchinson, center Choppy Rhodes, back Lonnie Stiner, tackle Glenn Presnell, back Roy Randels, tackle Dan McMullen, guard Ted James, center Glenn Presnell, back Blue Howell, back	1939-- (3)	Charles Brock, center Elmer Dohrmann, end Johnny Howell, back Ted Doyle, tackle Fred Shirey, tackle Bob Mehring, guard	1960-- (1)	Bill Thornton, back Dennis Claridge, back Tyronne Robertson, tackle Bob Brown, guard Dennis Claridge, back Lloyd Voss, tackle Bob Brown, guard Lyle Sittler, C Tony Jeter, TE Freeman White, SE Ted Vactor, DB Walt Barnes, MG Kent McCloughan, DB Larry Kramer, tackle Frank Solich, FB Tony Jeter, TE Freeman White, SE Larry Wacholtz, DB Mike Kennedy, LB Walt Barnes, DT Dennis Carlson, OT LaVerne Allers, OG LaVerne Allers, OG Kelly Petersen, C Bob Churchich, QB Harry Wilson, HB Bob Pickens, OT Kaye Carstens, DB Wayne Meylan, DG Lynn Senkbeil, LB Carel Stith, DT Larry Wacholtz, DB Dennis Richnafskey, OE Dick Davis, FB Wayne Meylan, MG Jim McCord, DT Ken Geddes, LB Dana Stephenson, DB Joe Armstrong, OG Jim McFarland, TE Bob Liggett, DT Ken Geddes, MG Jerry Murtaugh, LB Dana Stephenson, DB Joe Orduna, HB Jerry Murtaugh, LB Bob Newton, OT Donnie McGhee, OG Johnny Rodgers, HB Bill Kosch, DB Dave Walline, DT Ed Periard, MG Paul Rogers, PK
1924-- (2)	Choppy Rhodes, back	1940-- (8)	Ray Prochaska, end Forrest Behm, tackle Warren Alfson, guard Harry Hopp, back Walter Luther, back Roy Petsch, back Ed Schwartzkopf, guard Vike Francis, back Fred Preston, end George Abel, guard Dale Bradley, back Vic Schleich, tackle Charles Duda, guard Gerald Moore, back John Sedlacek, tackle Carl Samuelson, tackle Sam Vacanti, back Tom Novak, back Dick Hutton, back Carl Samuelson, tackle Tom Novak, center	1961-- (8)	Bill Thornton, back Dennis Claridge, back Tyronne Robertson, tackle Bob Brown, guard Dennis Claridge, back Lloyd Voss, tackle Bob Brown, guard Lyle Sittler, C Tony Jeter, TE Freeman White, SE Ted Vactor, DB Walt Barnes, MG Kent McCloughan, DB Larry Kramer, tackle Frank Solich, FB Tony Jeter, TE Freeman White, SE Larry Wacholtz, DB Mike Kennedy, LB Walt Barnes, DT Dennis Carlson, OT LaVerne Allers, OG LaVerne Allers, OG Kelly Petersen, C Bob Churchich, QB Harry Wilson, HB Bob Pickens, OT Kaye Carstens, DB Wayne Meylan, DG Lynn Senkbeil, LB Carel Stith, DT Larry Wacholtz, DB Dennis Richnafskey, OE Dick Davis, FB Wayne Meylan, MG Jim McCord, DT Ken Geddes, LB Dana Stephenson, DB Joe Armstrong, OG Jim McFarland, TE Bob Liggett, DT Ken Geddes, MG Jerry Murtaugh, LB Dana Stephenson, DB Joe Orduna, HB Jerry Murtaugh, LB Bob Newton, OT Donnie McGhee, OG Johnny Rodgers, HB Bill Kosch, DB Dave Walline, DT Ed Periard, MG Paul Rogers, PK
1925-- (3)	Harold Hutchinson, center Choppy Rhodes, back Lonnie Stiner, tackle Glenn Presnell, back Roy Randels, tackle Dan McMullen, guard Ted James, center Glenn Presnell, back Blue Howell, back	1941-- (3)	Charles Brock, center Elmer Dohrmann, end Johnny Howell, back Ted Doyle, tackle Fred Shirey, tackle Bob Mehring, guard	1962-- (3)	Dennis Claridge, back Tyronne Robertson, tackle Bob Brown, guard Dennis Claridge, back Lloyd Voss, tackle Bob Brown, guard Lyle Sittler, C Tony Jeter, TE Freeman White, SE Ted Vactor, DB Walt Barnes, MG Kent McCloughan, DB Larry Kramer, tackle Frank Solich, FB Tony Jeter, TE Freeman White, SE Larry Wacholtz, DB Mike Kennedy, LB Walt Barnes, DT Dennis Carlson, OT LaVerne Allers, OG LaVerne Allers, OG Kelly Petersen, C Bob Churchich, QB Harry Wilson, HB Bob Pickens, OT Kaye Carstens, DB Wayne Meylan, DG Lynn Senkbeil, LB Carel Stith, DT Larry Wacholtz, DB Dennis Richnafskey, OE Dick Davis, FB Wayne Meylan, MG Jim McCord, DT Ken Geddes, LB Dana Stephenson, DB Joe Armstrong, OG Jim McFarland, TE Bob Liggett, DT Ken Geddes, MG Jerry Murtaugh, LB Dana Stephenson, DB Joe Orduna, HB Jerry Murtaugh, LB Bob Newton, OT Donnie McGhee, OG Johnny Rodgers, HB Bill Kosch, DB Dave Walline, DT Ed Periard, MG Paul Rogers, PK
1926-- (2)	Lonnie Stiner, tackle Glenn Presnell, back	1942-- (2)	Charles Brock, center Elmer Dohrmann, end Johnny Howell, back Ted Doyle, tackle Fred Shirey, tackle Bob Mehring, guard	1963-- (3)	Dennis Claridge, back Tyronne Robertson, tackle Bob Brown, guard Dennis Claridge, back Lloyd Voss, tackle Bob Brown, guard Lyle Sittler, C Tony Jeter, TE Freeman White, SE Ted Vactor, DB Walt Barnes, MG Kent McCloughan, DB Larry Kramer, tackle Frank Solich, FB Tony Jeter, TE Freeman White, SE Larry Wacholtz, DB Mike Kennedy, LB Walt Barnes, DT Dennis Carlson, OT LaVerne Allers, OG LaVerne Allers, OG Kelly Petersen, C Bob Churchich, QB Harry Wilson, HB Bob Pickens, OT Kaye Carstens, DB Wayne Meylan, DG Lynn Senkbeil, LB Carel Stith, DT Larry Wacholtz, DB Dennis Richnafskey, OE Dick Davis, FB Wayne Meylan, MG Jim McCord, DT Ken Geddes, LB Dana Stephenson, DB Joe Armstrong, OG Jim McFarland, TE Bob Liggett, DT Ken Geddes, MG Jerry Murtaugh, LB Dana Stephenson, DB Joe Orduna, HB Jerry Murtaugh, LB Bob Newton, OT Donnie McGhee, OG Johnny Rodgers, HB Bill Kosch, DB Dave Walline, DT Ed Periard, MG Paul Rogers, PK
1927-- (5)	Roy Randels, tackle Dan McMullen, guard Ted James, center Glenn Presnell, back Blue Howell, back	1943-- (4)	Charles Brock, center Elmer Dohrmann, end Johnny Howell, back Ted Doyle, tackle Fred Shirey, tackle Bob Mehring, guard	1964-- (7)	Dennis Claridge, back Tyronne Robertson, tackle Bob Brown, guard Dennis Claridge, back Lloyd Voss, tackle Bob Brown, guard Lyle Sittler, C Tony Jeter, TE Freeman White, SE Ted Vactor, DB Walt Barnes, MG Kent McCloughan, DB Larry Kramer, tackle Frank Solich, FB Tony Jeter, TE Freeman White, SE Larry Wacholtz, DB Mike Kennedy, LB Walt Barnes, DT Dennis Carlson, OT LaVerne Allers, OG LaVerne Allers, OG Kelly Petersen, C Bob Churchich, QB Harry Wilson, HB Bob Pickens, OT Kaye Carstens, DB Wayne Meylan, DG Lynn Senkbeil, LB Carel Stith, DT Larry Wacholtz, DB Dennis Richnafskey, OE Dick Davis, FB Wayne Meylan, MG Jim McCord, DT Ken Geddes, LB Dana Stephenson, DB Joe Armstrong, OG Jim McFarland, TE Bob Liggett, DT Ken Geddes, MG Jerry Murtaugh, LB Dana Stephenson, DB Joe Orduna, HB Jerry Murtaugh, LB Bob Newton, OT Donnie McGhee, OG Johnny Rodgers, HB Bill Kosch, DB Dave Walline, DT Ed Periard, MG Paul Rogers, PK
Big Six (83)		1944-- (2)	Charles Brock, center Elmer Dohrmann, end Johnny Howell, back Ted Doyle, tackle Fred Shirey, tackle Bob Mehring, guard	1965-- (8)	Dennis Claridge, back Tyronne Robertson, tackle Bob Brown, guard Dennis Claridge, back Lloyd Voss, tackle Bob Brown, guard Lyle Sittler, C Tony Jeter, TE Freeman White, SE Ted Vactor, DB Walt Barnes, MG Kent McCloughan, DB Larry Kramer, tackle Frank Solich, FB Tony Jeter, TE Freeman White, SE Larry Wacholtz, DB Mike Kennedy, LB Walt Barnes, DT Dennis Carlson, OT LaVerne Allers, OG LaVerne Allers, OG Kelly Petersen, C Bob Churchich, QB Harry Wilson, HB Bob Pickens, OT Kaye Carstens, DB Wayne Meylan, DG Lynn Senkbeil, LB Carel Stith, DT Larry Wacholtz, DB Dennis Richnafskey, OE Dick Davis, FB Wayne Meylan, MG Jim McCord, DT Ken Geddes, LB Dana Stephenson, DB Joe Armstrong, OG Jim McFarland, TE Bob Liggett, DT Ken Geddes, MG Jerry Murtaugh, LB Dana Stephenson, DB Joe Orduna, HB Jerry Murtaugh, LB Bob Newton, OT Donnie McGhee, OG Johnny Rodgers, HB Bill Kosch, DB Dave Walline, DT Ed Periard, MG Paul Rogers, PK
1928-- (8)	Marion Broadstone, tackle Dan McMullen, guard Ted James, center Clair Sloan, back Blue Howell, back Clifford Ashburn, end Glen Munn, tackle Lafayette Russell, back	1945-- (2)	Charles Brock, center Elmer Dohrmann, end Johnny Howell, back Ted Doyle, tackle Fred Shirey, tackle Bob Mehring, guard	1966-- (10)	Dennis Claridge, back Tyronne Robertson, tackle Bob Brown, guard Dennis Claridge, back Lloyd Voss, tackle Bob Brown, guard Lyle Sittler, C Tony Jeter, TE Freeman White, SE Ted Vactor, DB Walt Barnes, MG Kent McCloughan, DB Larry Kramer, tackle Frank Solich, FB Tony Jeter, TE Freeman White, SE Larry Wacholtz, DB Mike Kennedy, LB Walt Barnes, DT Dennis Carlson, OT LaVerne Allers, OG LaVerne Allers, OG Kelly Petersen, C Bob Churchich, QB Harry Wilson, HB Bob Pickens, OT Kaye Carstens, DB Wayne Meylan, DG Lynn Senkbeil, LB Carel Stith, DT Larry Wacholtz, DB Dennis Richnafskey, OE Dick Davis, FB Wayne Meylan, MG Jim McCord, DT Ken Geddes, LB Dana Stephenson, DB Joe Armstrong, OG Jim McFarland, TE Bob Liggett, DT Ken Geddes, MG Jerry Murtaugh, LB Dana Stephenson, DB Joe Orduna, HB Jerry Murtaugh, LB Bob Newton, OT Donnie McGhee, OG Johnny Rodgers, HB Bill Kosch, DB Dave Walline, DT Ed Periard, MG Paul Rogers, PK
1929-- (3)	Steve Hokuf, end Ray Richards, tackle Clair Sloan, back	1946-- (4)	Charles Brock, center Elmer Dohrmann, end Johnny Howell, back Ted Doyle, tackle Fred Shirey, tackle Bob Mehring, guard	1967-- (4)	Dennis Claridge, back Tyronne Robertson, tackle Bob Brown, guard Dennis Claridge, back Lloyd Voss, tackle Bob Brown, guard Lyle Sittler, C Tony Jeter, TE Freeman White, SE Ted Vactor, DB Walt Barnes, MG Kent McCloughan, DB Larry Kramer, tackle Frank Solich, FB Tony Jeter, TE Freeman White, SE Larry Wacholtz, DB Mike Kennedy, LB Walt Barnes, DT Dennis Carlson, OT LaVerne Allers, OG LaVerne Allers, OG Kelly Petersen, C Bob Churchich, QB Harry Wilson, HB Bob Pickens, OT Kaye Carstens, DB Wayne Meylan, DG Lynn Senkbeil, LB Carel Stith, DT Larry Wacholtz, DB Dennis Richnafskey, OE Dick Davis, FB Wayne Meylan, MG Jim McCord, DT Ken Geddes, LB Dana Stephenson, DB Joe Armstrong, OG Jim McFarland, TE Bob Liggett, DT Ken Geddes, MG Jerry Murtaugh, LB Dana Stephenson, DB Joe Orduna, HB Jerry Murtaugh, LB Bob Newton, OT Donnie McGhee, OG Johnny Rodgers, HB Bill Kosch, DB Dave Walline, DT Ed Periard, MG Paul Rogers, PK
1930-- (5)	Steve Hokuf, end Hugh Rhea, tackle Elmer Greenberg, guard Harold Frahm, back Marion Broadstone, tackle	1947-- (2)	Charles Brock, center Elmer Dohrmann, end Johnny Howell, back Ted Doyle, tackle Fred Shirey, tackle Bob Mehring, guard	1968-- (3)	Dennis Claridge, back Tyronne Robertson, tackle Bob Brown, guard Dennis Claridge, back Lloyd Voss, tackle Bob Brown, guard Lyle Sittler, C Tony Jeter, TE Freeman White, SE Ted Vactor, DB Walt Barnes, MG Kent McCloughan, DB Larry Kramer, tackle Frank Solich, FB Tony Jeter, TE Freeman White, SE Larry Wacholtz, DB Mike Kennedy, LB Walt Barnes, DT Dennis Carlson, OT LaVerne Allers, OG LaVerne Allers, OG Kelly Petersen, C Bob Churchich, QB Harry Wilson, HB Bob Pickens, OT Kaye Carstens, DB Wayne Meylan, DG Lynn Senkbeil, LB Carel Stith, DT Larry Wacholtz, DB Dennis Richnafskey, OE Dick Davis, FB Wayne Meylan, MG Jim McCord, DT Ken Geddes, LB Dana Stephenson, DB Joe Armstrong, OG Jim McFarland, TE Bob Liggett, DT Ken Geddes, MG Jerry Murtaugh, LB Dana Stephenson, DB Joe Orduna, HB Jerry Murtaugh, LB Bob Newton, OT Donnie McGhee, OG Johnny Rodgers, HB Bill Kosch, DB Dave Walline, DT Ed Periard, MG Paul Rogers, PK
1931-- (5)	Hugh Rhea, tackle George Koster, guard Lawrence Ely, center George Sauer, back Everett Kreizinger, back	1948-- (4)	Charles Brock, center Elmer Dohrmann, end Johnny Howell, back Ted Doyle, tackle Fred Shirey, tackle Bob Mehring, guard	1969-- (5)	Dennis Claridge, back Tyronne Robertson, tackle Bob Brown, guard Dennis Claridge, back Lloyd Voss, tackle Bob Brown, guard Lyle Sittler, C Tony Jeter, TE Freeman White, SE Ted Vactor, DB Walt Barnes, MG Kent McCloughan, DB Larry Kramer, tackle Frank Solich, FB Tony Jeter, TE Freeman White, SE Larry Wacholtz, DB Mike Kennedy, LB Walt Barnes, DT Dennis Carlson, OT LaVerne Allers, OG LaVerne Allers, OG Kelly Petersen, C Bob Churchich, QB Harry Wilson, HB Bob Pickens, OT Kaye Carstens, DB Wayne Meylan, DG Lynn Senkbeil, LB Carel Stith, DT Larry Wacholtz, DB Dennis Richnafskey, OE Dick Davis, FB Wayne Meylan, MG Jim McCord, DT Ken Geddes, LB Dana Stephenson, DB Joe Armstrong, OG Jim McFarland, TE Bob Liggett, DT Ken Geddes, MG Jerry Murtaugh, LB Dana Stephenson, DB Joe Orduna, HB Jerry Murtaugh, LB Bob Newton, OT Donnie McGhee, OG Johnny Rodgers, HB Bill Kosch, DB Dave Walline, DT Ed Periard, MG Paul Rogers, PK

1971-- (12)	Jerry Tagge, QB Johnny Rodgers, HB Carl Johnson, OT Dick Rupert, OG Jeff Kinney, HB Willie Harper, DE Larry Jacobson, DT Rich Glover, MG Bob Terrio, LB Jim Anderson, DB Bill Kosch, DB Joe Blahak, DB					
1972-- (5)	Joe Blahak, DB Rich Glover, MG Willie Harper, DE Johnny Rodgers, WB Daryl White, OT	1982-- (8)	Mike Rozier, IB Sammy Sims, Monster Jamie Williams, TE Jimmy Williams, DE Steve Damkroger, LB Tony Felici, DE Turner Gill, QB Mike Mandelko, OG Dave Rimington, C Mike Rozier, IB Randy Theiss, OT Jamie Williams, TE Bret Clark, S	1990-- (8)	Reggie Cooper, SS Mike Croel, OLB Johnny Mitchell, TE Bruce Pickens, CB Tom Punt, OT Will Shields, OG Pat Tyrance, ILB Kenny Walker, DT Brian Boerboom, OT Jon Bostick, SE Derek Brown, IB Tyrone Legette, CB Keithen McCant, QB Johnny Mitchell, TE Will Shields, OG Mike Stigge, P Erik Wiegert, OG John Parrella, DT Will Shields, OG	
1973-- (4)	Frosty Anderson, SE John Dutton, DT Steve Manstedt, DE Daryl White, OT		1983-- (8)	Irving Fryar, WB Turner Gill, QB Mike Knox, LB Scott Raridon, OT Mike Rozier, IB Dean Steinkuhler, OG Mark Traynowicz, C Mark Behning, OT	1991-- (11)	Trev Alberts, OLB Derek Brown, IB Tyrone Byrd, DB Calvin Jones, IB Travis Hill, OLB John Parrella, DT Jim Scott, C Will Shields, OG Zach Wiegert, OT Trev Alberts, OLB Terry Connealy, DT Calvin Jones, IB Lance Lundberg, OT Ken Mehlh, C/OG Barron Miles, CB Kevin Ramaekers, DT Zach Wiegert, OT
1974-- (5)	Dave Humm, QB Marvin Crenshaw, OT Rik Bonness, C Tom Ruud, LB Bob Martin, DE Rik Bonness, C Bob Martin, DE Wonder Monds, DB Dave Butterfield, DB Mike Fultz, DT	1984-- (11)	Bret Clark, S Doug DuBose, IB Harry Grimminger, OG Scott Livingston, P Marc Munford, LB Greg Orton, OG Jeff Smith, IB Scott Strasburger, DE Mark Traynowicz, C Bill Weber, DE	1992-- (9)	Derek Brown, IB Tyrone Byrd, DB Calvin Jones, IB Travis Hill, OLB John Parrella, DT Jim Scott, C Will Shields, OG Zach Wiegert, OT Trev Alberts, OLB Terry Connealy, DT Calvin Jones, IB Lance Lundberg, OT Ken Mehlh, C/OG Barron Miles, CB Kevin Ramaekers, DT Zach Wiegert, OT	
1975-- (5)	Vince Ferragamo, QB Clete Pillen, LB Ray Phillips, DE Dave Butterfield, DB Mike Fultz, DT Bob Lingenfelter, OT Dan Schmidt, OG		1985-- (7)	Brian Blankenship, OG Doug DuBose, IB Dale Klein, PK Bill Lewis, C Marc Munford, LB Tom Rathman, FB Jim Skow, DT	1993-- (8)	Troy Dumas, LB Aaron Graham, C Donta Jones, OLB Lawrence Phillips, IB Barron Miles, CB Brenden Stai, OG Ed Stewart, LB Zach Wiegert, OT Tyrone Williams, CB Eric Anderson, OT Chris Dishman, OT Terrell Farley, LB Tommie Frazier, QB Aaron Graham, C Ahman Green, IB Christian Peter, DT Aaron Taylor, OG Jared Tomich, OLB Tyrone Williams, CB Grant Wistrom, OLB
1976-- (7)	Tom Davis, C Greg Jorgensen, OG I.M. Hipp, IB Jim Pillen, Monster Rick Berns, IB Junior Miller, TE Steve Lindquist, OG Kelvin Clark, OT Kenny Brown, WB George Andrews, DE Jim Pillen, Monster Rod Horn, DT	1986-- (6)	Keith Jones, IB Marc Munford, LB Danny Noonan, MB Chris Spachman, DT Broderick Thomas, DE Tom Welter, OT LeRoy Etienne, ILB Steve Forch, ILB Keith Jones, IB Keven Lightner, OT John McCormick, OG Tim Rother, DT Neil Smith, DT Steve Taylor, QB Broderick Thomas, DE	1994-- (9)	Aaron Graham, C Donta Jones, OLB Lawrence Phillips, IB Barron Miles, CB Brenden Stai, OG Ed Stewart, LB Zach Wiegert, OT Tyrone Williams, CB Eric Anderson, OT Chris Dishman, OT Terrell Farley, LB Tommie Frazier, QB Aaron Graham, C Ahman Green, IB Christian Peter, DT Aaron Taylor, OG Jared Tomich, OLB Tyrone Williams, CB Grant Wistrom, OLB	
1977-- (4)	Tom Davis, C Greg Jorgensen, OG I.M. Hipp, IB Jim Pillen, Monster Rick Berns, IB Junior Miller, TE Steve Lindquist, OG Kelvin Clark, OT Kenny Brown, WB George Andrews, DE Jim Pillen, Monster Rod Horn, DT	1987-- (9)	Dana Brinson, KR Ken Clark, IB LeRoy Etienne, ILB Charles Fryar, CB Willie Griffin, DT Tim Jackson, FS Andy Keeler, OG Todd Millikan, TE Lawrence Pete, MG Bob Sledge, OT Steve Taylor, QB Broderick Thomas, OLB Jake Young, C	1995-- (11)	Aaron Graham, C Donta Jones, OLB Lawrence Phillips, IB Barron Miles, CB Brenden Stai, OG Ed Stewart, LB Zach Wiegert, OT Tyrone Williams, CB Eric Anderson, OT Chris Dishman, OT Terrell Farley, LB Tommie Frazier, QB Aaron Graham, C Ahman Green, IB Christian Peter, DT Aaron Taylor, OG Jared Tomich, OLB Tyrone Williams, CB Grant Wistrom, OLB	
1978-- (8)	Tom Davis, C Greg Jorgensen, OG I.M. Hipp, IB Jim Pillen, Monster Rick Berns, IB Junior Miller, TE Steve Lindquist, OG Kelvin Clark, OT Kenny Brown, WB George Andrews, DE Jim Pillen, Monster Rod Horn, DT	1988-- (13)	Ken Clark, IB LeRoy Etienne, ILB Charles Fryar, CB Willie Griffin, DT Tim Jackson, FS Andy Keeler, OG Todd Millikan, TE Lawrence Pete, MG Bob Sledge, OT Steve Taylor, QB Broderick Thomas, OLB Jake Young, C	Big 12 (59)		
1979-- (10)	Tom Davis, C Greg Jorgensen, OG I.M. Hipp, IB Jim Pillen, Monster Rick Berns, IB Junior Miller, TE Steve Lindquist, OG Kelvin Clark, OT Kenny Brown, WB George Andrews, DE Jim Pillen, Monster Rod Horn, DT		1989-- (9)	Ken Clark, IB Reggie Cooper, SS Gerry Gdowski, QB Doug Glaser, OT Jeff Mills, OLB Bruce Pickens, CB Pat Tyrance, ILB Kent Wells, DT Jake Young, C	1996-- (7)	Chris Dishman, OG Jon Hesse, LB Mike Minter, Rover Jason Peter, DT Aaron Taylor, C Jared Tomich, RE Grant Wistrom, RE Eric Anderson, OT Ralph Brown, CB Alhman Green, IB Jason Peter, DT Aaron Taylor, OG Grant Wistrom, RE Josh Heskew, C Ralph Brown, CB Sheldon Jackson, TE
1980-- (7)	Derrie Nelson, DE Randy Schleusener, G Russell Gary, S David Clark, DT Andra Franklin, FB Dave Rimington, C Roger Craig, IB Tony Felici, DE Turner Gill, QB Dan Hurley, OT Jeff Krejci, S Ric Lindquist, CB Dave Rimington, C				1997-- (6)	
1981-- (11)					1998-- (3)	

1999-- Mike Brown, Rover
(8) Ralph Brown, RCB
 Eric Crouch, QB
 Russ Hochstein, OG
 Carlos Polk, MLB
 Dominic Raiola, C
 Steve Warren, DT
 Tracey Wistrom, TE

2000--
(6) Dan Alexander, IB
 Dan Hadenfeldt, P
 Russ Hochstein, OG
 Carlos Polk, MLB
 Dominic Raiola, C
 Tracey Wistrom, TE

2001--
(4) Keyuo Craver, RCB
 Eric Crouch, QB
 Dahrran Diedrick, IB
 Toniu Fonoti, OG

2002--
(2) Josh Brown, PK
 DeJuan Groce, KR

2003-- Josh Bullocks, FS
(5) Matt Herian, TE
 Richie Incognito, OT
 Kyle Larson, P
 Demorrio Williams, WL

2004-- Barrett Ruud, MLB

2005-- Adam Carriker, DE

2006--
(5) Adam Carriker, DE
 Brandon Jackson, IB
 Bo Ruud, LB
 Zac Taylor, QB
 Dane Todd, FB

2007-- None

2008-- Ndamukong Suh, DT

2009-- Prince Amukamara, DB

(4) Larry Asante, S
 Jared Crick, DT
 Ndamukong Suh, DT

2010-- Pierre Allen, DE

(6) Prince Amukamara, DB
 Jared Crick, DT
 Lavonte David, LB
 Eric Hagg, DB
 Ricky Henry, OG

Big Ten (17)

2011-- Rex Burkhead, IB
(4) Lavonte David, LB
 Alfonzo Dennard, DB
 Brett Maher, P/PK
 Spencer Long, OG

2012--
(5) Brett Maher, PK
 Eric Martin, DE
 Taylor Martinez, QB
 Daimion Stafford, S

2013-- Ameer Abdullah, IB

(3) Ciante Evans, CB
 Randy Gregory, DE
 Kenny Bell, WR

2014-- Randy Gregory, DE

(2) Sam Foltz, P

2015-- None

2016-- None

2017-- None

2018-- None

2019-- None

2020-- Connor Culp, PK

2021-- Austin Allen, TE

2022-- None

2023-- None

Academic All-Conference Selections

(979 Total - First Team Only)

Five-Time Academic

All-Conference Picks (3)

Ben Stille, DL, 2017-18-19-20-21
Austin Allen, TE, 2018-19-20-21-22
Trent Hixson, OL, 2018-19-20-21-22

Four-Time Academic

All-Conference Picks (28)

Mike Stigge, P, 1989-90-91-92
Rob Zatechka, OT, 1991-92-93-94
Brian Shaw, LB, 1996-97-98-99
Dave Volk, OT, 1998-99-00-01
Chris Kelsay, RE, 1999-00-01-02
Judd Davies, FB, 2000-01-02-03
Trevor Johnson, DE, 2000-01-02-03
Todd Peterson, WR, 2005-06-07-08
Sam Cotton, TE, 2013-14-15-16
Brandon Reilly, WR, 2013-14-15-16
Chris Weber, LB, 2014-15-16-17
Mohamed Barry, LB, 2016-17-18-19
Ty Chaffin, WR, 2017-18-19-20
Matt Farniok, OL, 2017-18-19-20
Jack Stoll, TE, 2017-18-19-20
Boe Wilson, OL, 2017-18-19-20
Damian Jackson, LB, 2018-19-20-21
Matt Sichterman, OL, 2018-19-20-21
Colton Feist, DL, 2019-20-21-22
Simon Otte, LB, 2019-20-21-22
Cameron Pieper, LS, 2019-20-21-22
Bryce Benhart, OL, 2020-21-22-23
John Goodwin, TE, 2020-21-22-23
Nick Henrich, LB, 2020-21-22-23
Jacob Herbek, OL, 2020-21-22-23
Ethan Piper, OL, 2020-21-22-23
Luke Reimer, LB, 2020-21-22-23
Garrett Snodgrass, LB, 2020-21-22-23

1954-- Bob Oberlin, center
1955-- Rex Fischer, back
1957-- Jack Fleming, guard
1959-- William Hawkins, back
1960-- John Bond, end
(3) Pat Clare, back
Don Fricke, center
Jim Huge, end
1961-- Pat Clare, back
Jim Huge, end
1962-- Dwain Carlson, guard
Jim Huge, end
1963-- Richard Callahan, end
Dennis Claridge, back
1964-- Charles Doepeke, off. end
Kent McCloughan, off. back
1965-- Tony Jeter, TE
Jim Osberg, OG
1966-- Marv Mueller, DB
Jim Osberg, OG
1967-- Dick Davis, FB
1968-- Joe Armstrong, OG
(4) Bob Best, DB
Dick Davis, FB
Glenn Patterson, OT
1969-- Adrian Fiala, LB
(5) Larry Frost, OB
Larry Jacobson, DT
Randy Reeves, DB
Paul Toplift, OT
1970-- John Adkins, DE
(3) Bill Kosch, DB
Dave Walline, DT
1971-- John Adkins, DE
(8) Jim Anderson, DB
Woody Cox, SE
Larry Jacobson, DT
Jeff Kinney, HB
Bill Kosch, DB
Dave Mason, LB
Dick Rupert, OG
1972-- Frosty Anderson, OB
(4) Doug Dumler, C
Bill Janssen, DT

1973-- Dave Mason, LB
(6) Dan Anderson, OG
Frosty Anderson, OE
Ritch Bahe, OE
Maury Damkroger, OE
Steve Manstedt, DE
Tom Ruud, LB
1974-- Ritch Bahe, OE
(4) Stan Hegener, OG
George Kyros, DB
Tom Ruud, LB
1975-- Rik Bonness, C
(6) Jim Burrow, DB
Mike Coyle, PK
Vince Ferragamo, QB
Tom Heiser, OB
Chuck Jones, DB
1976-- Dave Butterfield, DB
(7) Vince Ferragamo, QB
Ted Harvey, DB
Randy Lessman, P
Ron Pruitt, DT
Jeff Pullen, MG
Dave Shamblyn, WR
1977-- George Andrews, DL
(8) Curtis Craig, RB
Ted Harvey, S
Lee Kunz, LB
Jim Pillen, S
Tim Smith, SE
Tom Sorley, QB
Stan Waldemore, OL
1978-- George Andrews, DE
(9) Tim Fischer, S
Rod Horn, DL
Tom Ohrt, OT
Jim Pillen, S
Kelly Saalfeld, C
Tim Smith, SE
Tom Sorley, QB
Tim Wurth, FB
1979-- Bill Barnett, DT
(9) Rod Horn, DT
Ric Lindquist, CB
Jeff Quinn, QB
Kelly Saalfeld, OL
Randy Schleusener, OL
Tim Smith, SE
Dan Steiner, OL
Dean Sukup, PK
Jeff Finn, TE
1980-- Curt Hinline, DL
(9) Jim Kotera, RB
Ric Lindquist, CB
Andy Means, DB
Jeff Quinn, QB
Dave Rimington, C
Randy Schleusener, OG
Randy Theiss, OT
1981-- Curt Hinline, DL
(6) Ric Lindquist, DB
Dave Rimington, OL
Randy Theiss, OL
Kris Van Norman, DB
Scott Woodard, OE
Tim Holbrook, DB
1982-- Jim Murphy, DB
(7) Dave Rimington, OL
Rob Stuckey, DT
Randy Theiss, OL
Kris Van Norman, DB
Bill Weber, DE
1983-- Todd Fisher, DB
(7) Brad Muehling, OL
Scott Strasburger, DE
Rob Stuckey, DL
Craig Sundberg, QB
Mark Traynowicz, OL
Bill Weber, DE
1984-- Mark Behning, OL
(9) Ken Graeber, DL
Tom Morrow, OL
Scott Strasburger, DE
Rob Stuckey, DL
Craig Sundberg, QB
Shane Swanson, WB
Mark Traynowicz, C
Bill Weber, DE
1985-- Brian Blankenship, OL
(6) Dale Klein, PK
Tim Roth, OL
Robb Schnitzler, SE
Brad Smith, DE
Scott Tucker, DE
1986-- Ken Kaelin, FB
(9) Dale Klein, PK
Rob Maggard, OL
Marc Munford, LB
Robb Schnitzler, SE
Bryan Siebler, S
Chris Spachman, DT
Brad Tyrer, DE
Tom Welter, OL
1987-- Tom Banderas, TE
(8) Clete Blakeman, QB
Mark Blazek, S
Micah Heibel, FB
Jeff Jamrog, DE
John Kroeker, P
John McCormick, OL
Jeff Tomjack, DB
1988-- Mark Blazek, QB
(5) Gerry Gdowski, QB
Randy Jobman, LB
John Nelson, OL
Jake Young, C
1989-- Bill Bobbora, OL
(7) Gerry Gdowski, QB
Randy Jobman, LB
Mike Stigge, P
Pat Tyrance, LB
Jim Wanek, OG
Jake Young, C
David Edeal, C
1990-- Pat Engelbert, MG
(7) Mike Petko, LB
Mike Stigge, P
Pat Tyrance, LB
Kenny Walker, DT
Jim Wanek, OG
1991-- Trev Alberts, OLB
(8) Jon Bostick, SE
Pat Engelbert, MG
Johnny Mitchell, TE
Mike Petko, LB
Mike Stigge, P
Rob Zatechka, OT
Bill Ziegelbein, C
1992-- Trev Alberts, OLB
(6) Terry Connealy, NG
Ken Mehlin, OG
Jim Scott, C
Mike Stigge, P
Rob Zatechka, OT
1993-- Trev Alberts, OLB
(6) Troy Branch, LB
Terry Connealy, NG
Aaron Graham, C
Ken Mehlin, OG
Rob Zatechka, OG
1994-- Terry Connealy, DT
(6) Darin Erstad, P/PK
Aaron Graham, C
Cory Schlesinger, FB
Matt Shaw, TE
Rob Zatechka, OT
1995-- Aaron Graham, C
(8) Mark Gilman, TE
Grant Wistrom, OLB
Eric Stokes, FS
Ryan Terwilliger, LB
Steve Ott, OG
Brook Berringer, QB
Jesse Kosch, P

Academic All-Big 12 (265)

1996-- (20)	David Alderman, CB Lance Brown, WB Jeff Clausen, OT Scott Frost, QB Ben Gessford, OT Jon Hesse, LB Quint Hogrefe, LB Chad Kelsay, RE Jeff Lake, SE Billy Legate, FB Joel Makovicka, FB Ted Retzlaff, PK Brian Schuster, FB Brian Shaw, LB Eric Stokes, FS Travis Toline, RE Matt Turman, QB Brandt Wade, OG Grant Wistrom, RE Jon Zatechka, OG		Matt Davison, SE Jon Dawson, C Matt Grummert, RE Seth Gutz, SE Jeff Hemje, CB Trevor Johnson, TE Chris Kelsay, RE Chace Long, PK Jake McKee, TE Willie Miller, FB Brandon Mooberry, RE Chris Saalfeld, OG Aaron Terpening, ROV Kyle Vanden Bosch, RE Dave Volk, OT Troy Watchorn, FS Tracey Wistrom, TE Mic Boettner, ROV Joe Chrisman, QB Sandro DeAngelis, PK		Gary Pike, OL Brandon Rigoni, SS Barrett Ruud, LB Andrew Shanle, FS Shane Siegel, SS Chad Sievers, LB Dane Todd, FB Ben Zajicek, WR Lance Brandenburgh, LB Chris Bryant, DL Courtney Grixby, CB Adam Ickes, LB Brandon Koch, OL Kurt Mann, C Todd Peterson, WR J.B. Phillips, TE Brandon Rigoni, SS Joey Robison, CB Andrew Shanle, S Mike Stuntz, FS Nate Swift, WR Blake Tiedtke, FS Dane Todd, FB	
1997-- (18)	Dan Alexander, LB Eric Anderson, OT Kris Brown, PK Lance Brown, WB Mike Brown, ROV T.J. DeBates, TE Scott Frost, QB Matt Hoskinson, OG/C Adam Julch, OT Chad Kelsay, RE Jeff Lake, SE Billy Legate, FB Joel Makovicka, FB Ted Retzlaff, PK Brian Shaw, SLB Travis Toline, RE Grant Wistrom, RE Jon Zatechka, OG Sean Applegate, WB	2001-- (19)	Judd Davies, FB Gabe Fries, SLB Nick Gragert, FB Troy Hassebroek, WB Jeff Hemje, CB Trevor Johnson, RE Chris Kelsay, RE Phil Peetz, TE Pat Ricketts, CB Kyle Ringenberg, TE Carl Scholting, FS Jeremy Slechta, DT Aaron Terpening, ROV Dave Volk, OT Tracey Wistrom, TE Wes Woodward, CB Demoine Adams, RE Philip Bland, ROV Chad Buller, WLB Joe Chrisman, QB Will Dabbert, TE Judd Davies, FB Troy Hassebroek, WB Trevor Johnson, RE Chris Kelsay, RE John Klem, WB David Kolowski, C Phil Peetz, TE Pat Ricketts, CB Kyle Ringenberg, TE Barrett Ruud, LB Shane Siegel, CB Chad Sievers, MLB Aaron Terpening, ROV	2005-- (15)	Lance Brandenburgh, LB Adam Carriker, DE Andy Christensen, OL Jordan Congdon, PK Andy Kadavy, LB Newt Lingenfelter, OL Kurt Mann, C Matt O'Hanlon, DB Todd Peterson, WR J.B. Phillips, TE Zach Potter, DE Brandon Rigoni, FS Andrew Shanle, S Dan Titchener, P Dane Todd, FB	
1998-- (22)	Kris Brown, PK Lance Brown, WB Mike Brown, ROV Ben Buettenback, LB Jamie Burrow, LB Monte Christo, QB Matt Davison, SE T.J. DeBates, TE Ben Gessford, OG Adam Julch, OT Chad Kelsay, RE Bill Lafleur, P Billy Legate, FB Joel Makovicka, FB Greg McGraw, ROV Brian Shaw, SLB James Sherman, OG Travis Toline, RE Kyle Vanden Bosch, RE Dave Volk, OT Brandt Wade, OG Demoine Adams, RE Sean Applegate, WB Rod Baker, LB Matt Baldwin, C Mike Brown, ROV Jamie Burrow, LB Matt Davison, SE T.J. DeBates, TE Jeff Hemje, CB Julius Jackson, LB Adam Julch, OT Chris Kelsay, RE Ben Kingstom, FB Greg McGraw, FS Willie Miller, FB Chris Moran, CB Dominic Raiola, C Eric Ryan, RE Brian Shaw, LB James Sherman, OG Justin Smith, RE Kyle Vanden Bosch, RE Dave Volk, OT Tracey Wistrom, TE Demoine Adams, RE Tom Beveridge, SE	2002-- (18)	Phil Bland, ROV Chad Buller, WLB Joe Chrisman, QB Will Dabbert, TE Judd Davies, FB Troy Hassebroek, WB Trevor Johnson, RE Chris Kelsay, RE John Klem, WB David Kolowski, C Phil Peetz, TE Pat Ricketts, CB Kyle Ringenberg, TE Barrett Ruud, LB Shane Siegel, CB Chad Sievers, MLB Aaron Terpening, ROV Titus Adams, DE Chad Buller, WLB Judd Davies, FB Sandro DeAngelis, PK Kevin Guse, CB Kellen Huston, CB Trevor Johnson, DE Dusty Keiser, TE Brandon Koch, OG Jack Limbaugh, C Jack O'Holleran, WR Phil Peetz, TE Pat Ricketts, RCB Barrett Ruud, MLB Shane Siegel, SS Chad Sievers, MLB Fred Thorne, CB Curt Tomasevich, MLB Seth White, CB Andy Wingender, FB Dan Burrow, FS Sandro DeAngelis, PK Garth Glissman, QB Kellen Huston, CB Adam Ickes, LB Joel Jackson, WR Steve Kriewald, FB Nathan Krug, DT Kurt Mann, OL Jeff McBride, DE Jay Moore, DE Jack O'Holleran, WR	2006-- (15)	Lance Brandenburgh, LB Adam Carriker, DE Andy Christensen, OL Jordan Congdon, PK Andy Kadavy, LB Newt Lingenfelter, OL Kurt Mann, C Matt O'Hanlon, DB Todd Peterson, WR J.B. Phillips, TE Zach Potter, DE Brandon Rigoni, FS Andrew Shanle, S Dan Titchener, P Dane Todd, FB Lance Brandenburgh, LB Adam Carriker, DE Andy Christensen, OL Jordan Congdon, PK Andy Kadavy, LB Newt Lingenfelter, OL Kurt Mann, C Matt O'Hanlon, DB Todd Peterson, WR J.B. Phillips, TE Zach Potter, DE Brandon Rigoni, FS Andrew Shanle, S Dan Titchener, P Dane Todd, FB	
1999-- (24)		2003-- (20)		2007-- (12)	Lance Brandenburgh, LB Wes Cammack, WR Ben Eisenhart, FS Victory Haines, OL Josh Mueller, TE Lydon Murtha, OL Todd Peterson, WR J.B. Phillips, TE Andy Sand, FB Matt Senske, FB Dan Titchener, P Tyler Wortman, LB Wes Cammack, WR Joe Ganz, QB Thomas Grove, LB Ryan Hill, TE Marcel Jones, OL Adi Kunalic, PK Blake Lawrence, LB Todd Peterson, WR Clayton Sievers, DE Nate Swift, WR Lance Thorell, DB Dan Titchener, P Tyler Wortman, LB Justin Blatchford, DB Wes Cammack, WR Austin Cassidy, S Andy Christensen, OL Will Compton, LB Ben Cotton, TE Sean Fisher, LB Thomas Grove, LB Ryan Hill, TE Marcel Jones, OL Colton Koehler, LB Adi Kunalic, PK Zac Lee, QB Jay Martin, DE Matt O'Hanlon, S Cruz Barrett, OL Rex Burkhead, RB Austin Cassidy, S Ben Cotton, TE Tyrone Fahie, DE Thomas Grove, LB Ryan Hill, LB Adi Kunalic, PK	
2000-- (20)		2004-- (21)		2008-- (13)		2009-- (15)

	Blake Lawrence, LB Zac Lee, QB Tyler Legate, FB Jay Martin, FB Brent Qvale, OL																																																																																																																																																																																																																																																																																																																																																																																																																																																																																																																																																																																																																																																																																																																																																																																																																																																																																																																																																																																																																																																																																																																																																																																																																																																																																																																																																																																																										
--	--	--	--	--	--	--	--	--	--	--	--	--	--	--	--	--	--	--	--	--	--	--	--	--	--	--	--	--	--	--	--	--	--	--	--	--	--	--	--	--	--	--	--	--	--	--	--	--	--	--	--	--	--	--	--	--	--	--	--	--	--	--	--	--	--	--	--	--	--	--	--	--	--	--	--	--	--	--	--	--	--	--	--	--	--	--	--	--	--	--	--	--	--	--	--	--	--	--	--	--	--	--	--	--	--	--	--	--	--	--	--	--	--	--	--	--	--	--	--	--	--	--	--	--	--	--	--	--	--	--	--	--	--	--	--	--	--	--	--	--	--	--	--	--	--	--	--	--	--	--	--	--	--	--	--	--	--	--	--	--	--	--	--	--	--	--	--	--	--	--	--	--	--	--	--	--	--	--	--	--	--	--	--	--	--	--	--	--	--	--	--	--	--	--	--	--	--	--	--	--	--	--	--	--	--	--	--	--	--	--	--	--	--	--	--	--	--	--	--	--	--	--	--	--	--	--	--	--	--	--	--	--	--	--	--	--	--	--	--	--	--	--	--	--	--	--	--	--	--	--	--	--	--	--	--	--	--	--	--	--	--	--	--	--	--	--	--	--	--	--	--	--	--	--	--	--	--	--	--	--	--	--	--	--	--	--	--	--	--	--	--	--	--	--	--	--	--	--	--	--	--	--	--	--	--	--	--	--	--	--	--	--	--	--	--	--	--	--	--	--	--	--	--	--	--	--	--	--	--	--	--	--	--	--	--	--	--	--	--	--	--	--	--	--	--	--	--	--	--	--	--	--	--	--	--	--	--	--	--	--	--	--	--	--	--	--	--	--	--	--	--	--	--	--	--	--	--	--	--	--	--	--	--	--	--	--	--	--	--	--	--	--	--	--	--	--	--	--	--	--	--	--	--	--	--	--	--	--	--	--	--	--	--	--	--	--	--	--	--	--	--	--	--	--	--	--	--	--	--	--	--	--	--	--	--	--	--	--	--	--	--	--	--	--	--	--	--	--	--	--	--	--	--	--	--	--	--	--	--	--	--	--	--	--	--	--	--	--	--	--	--	--	--	--	--	--	--	--	--	--	--	--	--	--	--	--	--	--	--	--	--	--	--	--	--	--	--	--	--	--	--	--	--	--	--	--	--	--	--	--	--	--	--	--	--	--	--	--	--	--	--	--	--	--	--	--	--	--	--	--	--	--	--	--	--	--	--	--	--	--	--	--	--	--	--	--	--	--	--	--	--	--	--	--	--	--	--	--	--	--	--	--	--	--	--	--	--	--	--	--	--	--	--	--	--	--	--	--	--	--	--	--	--	--	--	--	--	--	--	--	--	--	--	--	--	--	--	--	--	--	--	--	--	--	--	--	--	--	--	--	--	--	--	--	--	--	--	--	--	--	--	--	--	--	--	--	--	--	--	--	--	--	--	--	--	--	--	--	--	--	--	--	--	--	--	--	--	--	--	--	--	--	--	--	--	--	--	--	--	--	--	--	--	--	--	--	--	--	--	--	--	--	--	--	--	--	--	--	--	--	--	--	--	--	--	--	--	--	--	--	--	--	--	--	--	--	--	--	--	--	--	--	--	--	--	--	--	--	--	--	--	--	--	--	--	--	--	--	--	--	--	--	--	--	--	--	--	--	--	--	--	--	--	--	--	--	--	--	--	--	--	--	--	--	--	--	--	--	--	--	--	--	--	--	--	--	--	--	--	--	--	--	--	--	--	--	--	--	--	--	--	--	--	--	--	--	--	--	--	--	--	--	--	--	--	--	--	--	--	--	--	--	--	--	--	--	--	--	--	--	--	--	--	--	--	--	--	--	--	--	--	--	--	--	--	--	--	--	--	--	--	--	--	--	--	--	--	--	--	--	--	--	--	--	--	--	--	--	--	--	--	--	--	--	--	--	--	--	--	--	--	--	--	--	--	--	--	--	--	--	--	--	--	--	--	--	--	--	--	--	--	--	--	--	--	--	--	--	--	--	--	--	--	--	--	--	--	--	--	--	--	--	--	--	--	--	--	--	--	--	--	--	--	--	--	--	--	--	--	--	--	--	--	--	--	--	--	--	--	--	--	--	--	--	--	--	--	--	--	--	--	--	--	--	--	--	--	--	--	--	--	--	--	--	--	--	--	--	--	--	--	--	--	--	--	--	--	--	--	--	--	--	--	--	--	--	--	--	--	--	--	--	--	--	--	--	--	--	--	--	--	--	--	--	--	--	--	--	--	--	--	--	--	--	--	--	--	--	--	--	--	--	--	--	--	--	--	--	--	--	--	--	--	--	--	--	--	--	--	--	--	--	--	--	--	--	--	--	--	--	--	--	--	--	--	--	--	--	--	--	--	--	--	--	--	--	--	--	--	--	--	--	--	--	--	--	--	--	--	--	--	--	--	--	--	--	--	--	--	--	--	--	--	--	--	--	--	--	--	--	--	--	--	--	--	--	--	--	--	--	--	--	--	--	--	--	--	--	--	--	--	--	--	--	--	--	--	--	--	--	--	--	--	--	--	--	--	--	--	--	--	--	--	--	--	--	--	--	--	--	--	--	--	--	--	--	--	--	--	--	--	--	--	--	--	--	--	--	--	--	--	--	--	--	--	--	--	--	--	--	--	--	--	--	--	--	--	--	--	--	--	--	--	--	--	--	--	--	--	--	--	--	--	--	--	--	--	--	--	--	--	--	--	--	--	--	--	--	--	--	--	--	--	--	--	--	--	--	--	--	--	--	--	--	--	--	--	--	--	--	--	--	--	--	--	--	--	--	--	--	--	--	--	--	--	--	--	--	--	--	--	--	--	--	--	--	--	--	--	--	--	--	--	--	--	--	--	--	--	--	--	--	--	--	--	--	--	--	--	--	--	--	--	--	--	--	--	--	--	--	--	--	--	--	--	--	--	--	--	--	--	--	--	--	--	--	--	--	--	--	--	--	--	--	--	--	--	--	--	--	--	--	--	--	--	--	--	--	--	--	--	--	--	--	--	--	--	--	--	--	--	--	--	--	--	--	--	--	--	--	--	--	--	--	--	--	--	--	--	--	--	--	--	--	--

2020-- (62)	Bryson Krull, TE Wyatt Liewer, WR Ben Lingenfelter, DL Adrian Martinez, QB Wyatt Mazour, RB Lane McCallum, S/PK Hunter Miller, OL Cade Mueller, LS Simon Otte, LB Jordan Paup, LB Brian Perez, TE Barret Pickering, PK Cameron Pieper, LS Casey Rogers, DL Connor Ruth, RB Corbin Ruth, RB Matt Sichterman, OL Ben Stille, DL Jack Stoll, TE Eli Sullivan, S Noah Vedral, QB Matt Waldoch, PK Kade Warner, WR Tate Wildeman, DL Boe Wilson, OL	2021-- (57)	Austin Allen, TE Jake Archer, LB Broc Bando, OL Brant Banks, OL Bryce Benhart, OL Nate Boerkircher, TE Elliott Brown, WR Chris Cassidy, LB Daniel Cerni, P Levi Falck, WR Colton Feist, DL Isaac Gifford, DB John Goodwin, TE Blaise Gunnerson, LB Ty Hahn, WR Gabe Heins, PK Nick Henrich, LB Jacob Herbek, TE Trent Hixson, OL Will Honas, LB Garrett Hustedt, LB Nash Hutmacher, DL Damian Jackson, LB Cameron Jurgens, OL Wyatt Liewer, WR Trevin Luben, RB Adrian Martinez, QB Eteva Mauga-Clements, LB Lane McCallum, DB Keegan Menning, OL Barron Miles Jr., WR Ezra Miller, OL Cade Mueller, LS Garrett Nelson, LB Mason Niemann, DB Will Nixon, WR Nouredin Nouili, OL Simon Otte, LB Cameron Pieper, LS Ethan Piper, OL Beau Psencik, RB Luke Reimer, LB Jordan Riley, DL Casey Rogers, DL Ryan Schommer, LB Marvin Scott III, RB Sam Shurtleff, LB Matt Sichterman, OL Logan Smothers, QB Garrett Snodgrass, LB Noah Stafursky, OL Ben Stille, DL Grant Tagge, LB Travis Vokolek, TE Zach Weinmaster, RB Tate Wildeman, LB Camden Witucki, LS	2023-- (50)	Wyatt Liewer, WR Trevin Luben, RB Seth Malcom, LB Joey Mancino, OL Matt Masker, QB Eteva Mauga-Clements, LB Evan Meyersick, TE Barron Miles Jr., WR Ezra Miller, OL Riley Moses, OL Mosai Newsom, DL Nouredin Nouili, OL Simon Otte, LB Cameron Pieper, LS Ethan Piper, OL Beau Psencik, RB Luke Reimer, LB AJ Rollins, TE Beau Schaller, OL Ryan Schommer, LB Matthew Schuster, RB Logan Smothers, QB Garrett Snodgrass, LB Noah Stafursky, OL Grant Tagge, LB Travis Vokolek, TE Zach Weinmaster, WR Camden Witucki, LS Jake Appleget, TE Bryce Benhart, OL Timmy Bleekrode, PK Nate Boerkircher, TE Michael Booker III, LB Derek Branch, DB Elliott Brown, WR Ru'Quan Buckley, DL Grant Buda, LB Marques Buford Jr., DB Alex Bullock, WR Brian Buschini, P Turner Corcoran, OL Justin Evans, OL Thomas Fidone II, TE Isaiah Garcia-Castaneda, WR Mikai Gbayor, LB Isaac Gifford, DB John Goodwin, TE Blaise Gunnerson, DL Heinrich Haarberg, QB Ty Hahn, WR Malcolm Hartzog Jr., DB Nick Henrich, LB Jacob Herbek, DL Jacob Hohl, P Nash Hutmacher, DL Emmett Johnson, RB Randolph Kpai, LB Trevin Luben, RB Henry Lutovsky, OL Tamon Lynum, DB Roman Mangini, WR Barron Miles Jr., WR Nouredin Nouili, OL Spencer Pankratz, PK Dylan Parrott, OL Ethan Piper, OL Teddy Prochazka, OL Chubba Purdy, QB Luke Reimer, LB AJ Rollins, DL Garrett Snodgrass, LB Gage Stenger, DL Brodie Tagaloa, LB Grant Tagge, LB Kaine Williams, LB Camden Witucki, LS
	Austin Allen, TE David Alston, LB Jake Archer, LB Christian Banker, WR Brant Banks, OL Brig Banks, LS Bryce Benhart, OL Ian Boerkircher, OL Bradley Bunner, CB Chris Cassidy, LB Ty Chaffin, WR Grant Detlfsen, P Matt Farniok, OL Will Farniok, LB Colton Feist, DL Bennett Folkers, WR Jimmy Fritzsche, OL John Goodwin, TE Keem Green, DL Tyson Guzman, DB Gabe Heins, PK Nick Henrich, LB Jacob Herbek, DL Trent Hixson, OL Will Honas, LB Garrett Hustedt, LB Austin Jablonski, TE Damian Jackson, DL Brenden Jaimes, OL Cameron Jurgens, OL Wyatt Liewer, WR Ben Lingenfelter, DL Adrian Martinez, QB Luke McCaffrey, QB Lane McCallum, OLB Cade Mueller, LS Garrett Nelson, LB Mosai Newsom, DL Simon Otte, LB Brian Perez, TE Cameron Pieper, LS Ethan Piper, OL Noa Pola-Gates, DB Luke Reimer, LB Eli Richter, LB Casey Rogers, DL Connor Ruth, RB Corbin Ruth, RB Phalen Sanford, DB Zach Schlager, LB Ryan Schommer, LB Sam Shurtleff, LB Matt Sichterman, OL Garrett Snodgrass, LB Noah Stafursky, OL Ben Stille, DL Jack Stoll, TE Travis Vokolek, TE Kade Warner, WR Zach Weinmaster, RB Tate Wildeman, DL Boe Wilson, OL		Jake Archer, LB Broc Bando, OL Brant Banks, OL Bryce Benhart, OL Nate Boerkircher, TE Elliott Brown, WR Chris Cassidy, LB Daniel Cerni, P Levi Falck, WR Colton Feist, DL Isaac Gifford, DB John Goodwin, TE Blaise Gunnerson, LB Ty Hahn, WR Gabe Heins, PK Nick Henrich, LB Jacob Herbek, TE Trent Hixson, OL Will Honas, LB Garrett Hustedt, LB Nash Hutmacher, DL Damian Jackson, LB Cameron Jurgens, OL Wyatt Liewer, WR Trevin Luben, RB Adrian Martinez, QB Eteva Mauga-Clements, LB Lane McCallum, DB Keegan Menning, OL Barron Miles Jr., WR Ezra Miller, OL Cade Mueller, LS Garrett Nelson, LB Mason Niemann, DB Will Nixon, WR Nouredin Nouili, OL Simon Otte, LB Cameron Pieper, LS Ethan Piper, OL Beau Psencik, RB Luke Reimer, LB Jordan Riley, DL Casey Rogers, DL Ryan Schommer, LB Marvin Scott III, RB Sam Shurtleff, LB Matt Sichterman, OL Logan Smothers, QB Garrett Snodgrass, LB Noah Stafursky, OL Ben Stille, DL Grant Tagge, LB Travis Vokolek, TE Zach Weinmaster, RB Tate Wildeman, LB Camden Witucki, LS Jake Archer, LB Broc Bando, OL Brant Banks, OL Bryce Benhart, OL Nate Boerkircher, TE Michael Booker III, LB Derek Branch, DB Koby Bretz, DB Elliott Brown, WR Ru'Quan Buckley, DL Grant Buda, LB Marques Buford Jr., DB Alex Bullock, WR Blake Closman, DB Turner Corcoran, OL Colton Feist, DL Thomas Fidone II, TE Isaac Gifford, DB John Goodwin, TE Blaise Gunnerson, LB Heinrich Haarberg, QB Ty Hahn, WR Isaiah Harris, RB Gabe Heins, PK Nick Henrich, LB Jacob Herbek, DL Trent Hixson, OL Nash Hutmacher, DL Chris Kolarevic, LB Randolph Kpai, LB		

Nebraska Football Special Awards

Tom Novak Award -- Established by J. Gordon Roberts in 1950, is presented to the senior who "best exemplifies courage and determination despite all odds in the manner of Nebraska All-America center Tom Novak." Sportswriters and broadcasters vote on the award, which is presented at the Outland Trophy banquet in Omaha.

All-Time Winners

1950--	Charles Toogood, T
1951--	Frank Simon, E
1952--	Ed Husmann, T
1953--	Ted Connor, T
1954--	Bob Wagner, G
1955--	Rex Fischer, HB
1956--	LaVerne Torczon, G
1957--	Jerry Brown, FB
1958--	Dick McCashland, FB
1959--	Harry Tolly, QB
1960--	Pat Fischer, QB
1961--	Don Purcell, E
1962--	Dwain Carlson, G
1963--	Dennis Claridge, QB
1964--	Lyle Sittler, C
1965--	Tony Jeter, E
1966--	Larry Wachholtz, DB
1967--	Wayne Meylan, MG
1968--	Ernie Sigler, QB
1969--	Al Larson, DB
1970--	Joe Orduna, HB
1971--	Jeff Kinney, HB
1972--	Rich Glover, MG
1973--	John Bell, MG
1974--	Tom Ruud, LB
1975--	Tony Davis, FB
1976--	Clete Pillen, LB
1977--	Monte Anthony, FB
1978--	Rick Berns, IB
1979--	Tim Wurth, RB
1980--	Jeff Quinn, QB
1981--	Mark Mauer, QB
1982--	Steve McWhirter, LB
1983--	Turner Gill, QB
1984--	Craig Sundberg, QB
1985--	Travis Turner, QB
1986--	Marc Munford, LB
1987--	Von Sheppard, WB
1988--	Todd Millikan, TE
1989--	Mike Murray, MG
1990--	Kenny Walker, DT
1991--	Keithen McCant, QB
1992--	Lance Lewis, FB
1993--	John Reece, FS
1994--	Matt Shaw, TE
1995--	Tommie Frazier, QB
1996--	Mike Minter, ROV
1997--	Scott Frost, QB
1998--	Monte Christo, QB
1999--	Adam Julch, OT
2000--	Troy Watchorn, FS
2001--	John Gibson, WB
2002--	John Garrison, C
2003--	Jason Lohr, DT; Jammal Lord, QB
2004--	Jake Andersen, OL
2005--	Cory Ross, IB
2006--	Greg Austin, OG
2007--	Cortney Grixby, CB
2008--	Joe Ganz, QB
2009--	Phillip Dillard, LB
2010--	Rickey Thenarase, S
2011--	Mike Caputo, C; Terrence Moore, DL
2012--	Sean Fisher, LB
2013--	Ron Kellogg III, QB
2014--	Trevor Roach, LB
2015--	Andy Janovich, FB
2016--	Tommy Armstrong Jr., QB

2017--	Chris Weber, LB
2018--	Devine Ozigbo, RB
2019--	Mohamed Barry, LB
2020--	Collin Miller, LB
2021--	JoJo Domann, Nickel
2022--	Caleb Tannor, DE
2023--	Nick Henrich, LB

Guy Chamberlin Trophy -- Presented at the Outland Trophy banquet in Omaha. The award was inaugurated in 1967 in memory of the former great Nebraska All-America football player who went to both the college and pro halls of fame. It is presented to the senior player who has shown by the play and contributions to the betterment of the University of Nebraska football squad that he has the qualities and dedication of Guy Chamberlin to the Cornhusker tradition.

Lincoln radio station KFOR donated the permanent trophy and each recipient receives a replica through funds contributed by the Chamberlin family and the Champ's many friends following his death in 1967. The Chamberlin Memorial Fund is administered by the University of Nebraska Foundation. Sportswriters and broadcasters who cover all Nebraska games vote on the award.

All-Time Winners

1967--	Marv Mueller, S
1968--	Ernie Sigler, QB
1969--	Dana Stephenson, DB
1970--	Guy Ingles, SE
1971--	Jeff Kinney, HB
1972--	Rich Glover, MB
1973--	Maurly Damkroger, FB
1974--	Ritch Bahe, SE
1975--	Bob Martin, DE
1976--	Clete Pillen, DB
1977--	Ed Burns, QB
1978--	Rick Berns, IB
1979--	Tim Smith, SE
1980--	Jarvis Redwine, IB
1981--	Anthony Steels, WB
1982--	Dave Rimington, C
1983--	Dean Steinkuhler, OG
1984--	Shane Swanson, WB
1985--	Jim Skow, DT
1986--	Chris Spachman, DT
1987--	Jeff Jamrog, DE
1988--	Mark Blazek, FS
1989--	Gerry Gdowski, QB
1990--	Pat Tyrance, LB
1991--	Pat Engelbert, DT
1992--	Will Shields, OG
1993--	Trev Alberts, OLB
1994--	Terry Connealy, DT
1995--	Aaron Graham, C
1996--	Jared Tomich, RE
1997--	Grant Wistrom, RE
1998--	Joel Makovicka, FB
1999--	Mike Brown, ROV
2000--	Dan Alexander, IB
2001--	Eric Crouch, QB
	Tracey Wistrom, TE
2002--	DeJuan Groce, CB
2003--	Demorrio Williams, LB
2004--	Barrett Ruud, LB
2005--	Sam Koch, P
2006--	Zac Taylor, QB
2007--	Bo Ruud, LB
2008--	Nate Swift, WR
2009--	Ndamukong Suh, DT
2010--	Alex Henery, PK
2011--	Lavonte David, LB
2012--	Rex Burkhead, IB
2013--	Jeremiah Sirles, OT
2014--	Ameer Abdullah, IB
2015--	Jack Gangwish, DE

2016--	Jordan Westerkamp, WR
2017--	Drew Brown, PK
2018--	Stanley Morgan Jr., WR
2019--	Lamar Jackson, CB
2020--	Dicaprio Bootle, CB
2021--	Austin Allen, TE
2022--	Travis Vokolek, TE
2023--	Luke Reimer, LB

All-Time Boyd Epley Lifters of the Year

1974--	Rik Bonness, C
1975--	Rik Bonness, C
1976--	Rod Horn, DT
1977--	Lawrence Cooley, OG I.M. Hipp, IB
1978--	Kelvin Clark, OT
1979--	Bill Barnett, DT John Havekost, OG
1980--	Russell Gary, DB
1981--	Dave Rimington, C
1982--	Mitch Krenk, TE
1983--	Mike Tranmer, MG
1984--	Jeff Smith, IB
1985--	Jim Skow, DT
1986--	Danny Noonan, MG Chris Spachman, DT
1987--	Neil Smith, DT
1988--	Andy Keeler, OG
1989--	Mike Murray, MG
1990--	Curtis Cotton, SS
1991--	Mike Anderson, LB
1992--	John Parrella, DT
1993--	Cory Schlesinger, FB Donta Jones, OLB
1994--	Donta Jones, OLB
1995--	Mark Gilman, TE
1996--	Jared Tomich, RE
1997--	Dan Alexander, IB
1998--	Chad Kelsay, RE
1999--	Kyle Vanden Bosch, RE
2000--	Kyle Vanden Bosch, RE
2001--	Jon Dawson, OG
2002--	Demoine Adams, RE
2003--	Trevor Johnson, RE
2004--	Adam Carriker, DE
2005--	Seppo Ewarae, OL
2006--	Brandon Rigoni, DB
2007--	Ty Steinkuhler, DT
2008--	Matt Slauson, OG Ndamukong Suh, DT
2009--	Jared Crick, DT
2010--	Rex Burkhead, IB
2011--	Rex Burkhead, IB Lavonte David, LB
2012--	Ameer Abdullah, IB Justin Jackson, C
2013--	Ameer Abdullah, IB
2014--	Jack Gangwish, DE
2015--	Andy Janovich, FB
2016--	Luke McNitt, FB
2017--	Carlos Davis, DL
2018--	Devine Ozigbo, RB
2019--	Cam Taylor-Britt, DB
2020--	No Award (Covid-19)
2021--	Cam Jurgens, C Travis Vokolek, TE
2022--	Garrett Nelson, EDGE

Cletus Fischer Native Son Award - Named in honor of a former NU assistant coach, this award is presented annually to the senior player selected by the Husker coaches, who best exemplifies the following qualities: good work ethic; competitiveness; leadership; forthrightness; sense of humor; pride; loyalty and love of Nebraska. This honor is awarded at the Outland Trophy banquet in Omaha.

All-Time Winners

1991--	Pat Engelbert, DT
1992--	Jim Scott, C
1993--	Ken Mehlin, OG
1994--	Terry Connealy, DT
1995--	Clester Johnson, WB
1996--	Jon Hesse, LB
1997--	Matt Hoskinson, OG/C
1998--	Chad Kelsay, RE
1999--	Brian Shaw, LB
2000--	Russ Hochstein, OG
2001--	Jeremy Slechta, DT Dave Volk, OT
2002--	Chris Kelsay, RE
2003--	Trevor Johnson, DE Kyle Larson, P
2004--	Steve Kriewald, FB
2005--	Titus Adams, DT
2006--	Dane Todd, FB
2007--	Ben Eisenhart, S
2008--	Todd Peterson, WR
2009--	Matt O'Hanlon, S
2010--	Niles Paul, WR
2011--	Jared Crick, DT
2012--	Baker Steinkuhler, DT
2013--	Cole Pensick, OL
2014--	Jake Cotton, OL
2015--	Ryne Reeves, C
2016--	Josh Banderas, LB Sam Foltz, P
2017--	Luke McNitt, FB
2018--	Mick Stoltenberg, DT
2019--	Wyatt Mazour, RB
2020--	Ben Stille, DE
2021--	Ben Stille, DE
2022--	Matt Masker, QB
2023--	Ethan Piper, OG

Pat Clare Award - Presented in recognition of the player who has best exemplified the commitment and courage to overcome injury, while at the same time serving as an inspiration to his teammates in his return to the field.

All-Time Winners

2009--	Barry Turner, DE
2010--	Ricky Henry, OL
2011--	Marcel Jones, OL
2012--	Justin Jackson, OL
2013--	Taariq Allen, WR
2014--	Trevor Roach, LB
2015--	Ryne Reeves, OL
2016--	De'Mornay Pierson-El, WR
2017--	Chris Jones, DB
2018--	Luke Gifford, OLB
2019--	Jack Stoll, TE
2021--	Deontai Williams, S
2022--	Colton Feist, DL Chancellor Brewington, TE

The Cornhusker - Presented to a player who started his Nebraska career as a walk-on and made the largest contribution to the team in his last season of eligibility.

All-Time Winners

2021--	Levi Falck, WR
2022--	Trent Hixson, OL
2023--	Phalen Sanford, S

Nebraska Captains

1890--	Ebenezer E. Mockett*	1963--	Dennis Claridge, QB	1990--	Reggie Cooper, SS
1891--	James H. Johnston, E**		John Kirby, G		David Edeal, C
1892--	James H. Johnston, E	1964--	Lyle Sittler, C		Pat Tyrance, LB
1893--	Ike E. Pace, QB		Bobby Hohn, HB		Jim Wanek, OG
1894--	George H. Dern, G	1965--	Frank Solich, FB	1991--	Pat Engelbert, MG
1895--	Wilmer W. Wilson, G		Mike Kennedy, LB		Mickey Joseph, QB
1896--	Orley B. Thorpe, QB	1966--	Bob Churchich, QB		Tyrone Legette, CB
1897--	George C. Shedd, FB		Larry Wachholtz, S		Erik Wiegert, OT
1898--	William C. Melford, C	1967--	Ben Gregory, HB	1992--	Travis Hill, OLB
1899--	Charles E. Williams, HB		Marv Mueller, S		John Parrella, DT
1900--	Fred Brew, G	1968--	Tom Penney, SE		Jim Scott, C
1901--	John Westover, T		Jim Hawkins, CB		William Washington, TE
1902--	John Westover, T	1969--	Mike Green, FB	1993--	Trev Alberts, OLB
1903--	Johnny R. Bender, HB		Dana Stephenson, CB		Gerald Armstrong, TE
1904--	Maurice Benedict, QB	1970--	Dan Schneiss, FB		Lance Lundberg, OT
1905--	Charles T. Borg, C		Jerry Murtaugh, LB		Kevin Ramaekers, DT
1906--	John G. Mason, T	1971--	Jerry Tagge, QB	1994--	John Reece, CB
1907--	John H. Weller, HB		Jim Anderson, CB		Terry Connealy, DT
1908--	J.B. Harvey, E	1972--	Doug Dumler, C		Ed Stewart, LB
1909--	O.A. Beltzer, HB		Bill Janssen, OT		Zach Wiegert, OT
1910--	LeRoy Temple, T	1973--	Daryl White, OT	1995--	Rob Zatechka, OT
1911--	Sylvester V. Shonka, T		John Dutton, DT		Phil Ellis, LB
1912--	Ernest Frank, HB	1974--	David Humm, QB		Aaron Graham, C
1913--	Leonard Purdy, HB		Tom Ruud, LB		Mark Gilman, TE
1914--	Vic Halligan, T	1975--	Terry Luck, QB	1996--	Christian Peter, DT
1915--	Dick B. Rutherford, HB		Bob Martin, DE		Tony Veland, FS
1916--	Tim H. Corey, T	1976--	Vince Ferragamo, QB		Damon Benning, IB
1917--	Ed Shaw, T		Clete Pillen, LB		Chris Dishman, OG
1918--	Ernest Hubka, FB	1977--	Greg Jorgensen, OG		Mike Minter, ROV
1919--	Paul Dobson, HB		Jeff Carpenter, LB		Jared Tomich, RE
1920--	Bill L. Day, C	1978--	Tom Sorley, QB	1997--	Vershan Jackson, TE
1921--	Clarence E. Swanson, E		George Andrews, DE		Jason Peter, DT
1922--	Chick S. Hartley, QB	1979--	Tim Smith, SE		Aaron Taylor, OG
1923--	Verne Lewellen, QB		Lawrence Cole, DE		Grant Wistrom, RE
1924--	Ed Weir, T	1980--	Randy Schleusener, OG	1998--	Jay Foreman, LB
1925--	Ed Weir, T		Derrie Nelson, DE		Josh Heske, C
1926--	Lonnie Stiner, T	1981--	Mark Mauer, QB		Sheldon Jackson, TE
1927--	John "Jug" Brown, QB		Jimmy Williams, DE		Chad Kelsay, RE
1928--	Edward Howell, HB	1982--	Dave Rimington, C	1999--	Joel Makovicka, FB
	Elmer Holm, G		Steve Damkroger, LB		Mike Brown, ROV
1929--	George Farley, HB	1983--	Turner Gill, QB		Ralph Brown, CB
1930-49--	Appointed Each Game		Mike Keeler, DT		T.J. DeBates, TE
1950--	Charley Toogood, T		Dean Steinkuhler, OG		Adam Julch, OT
	Bill Mueller, HB		Mike Tranmer, MG	2000--	Dan Alexander, IB
	Robert Mullen, C/T	1984--	Bret Clark, S		Russ Hochstein, OG
	Don Bloom, HB		Jeff Smith, IB	2001--	Loran Kaiser, DT
1951--	Frank Simon, E		Mark Traynowicz, C		Carlos Polk, MLB
	Robert Mullen, T	1985--	Mike Knox, LB		Jason Schwab, OT
1952--	Bobby Reynolds, HB		Bill Lewis, C		Kyle Vanden Bosch, RE
	Ed Hussmann, T		Jim Skow, DT	2001--	Keyuo Craver, CB
	Carl Brasee, G	1986--	Marc Munford, LB		Eric Crouch, QB
1953--	Bill Schabacker, E		Stan Parker, OG		Jeremy Slechta, DT
	Jerry Minnick, T		Chris Spachman, DT		Dave Volk, OT
1954-57--	Appointed Each Game		plus one game captain	2002--	Tracey Wistrom, TE
1958--	Mike Lee, E		John McCormick, OG		John Garrison, C
	Dick McCashland, FB	1987--	Neil Smith, MG		DeJuan Groce, CB
1959--	Appointed Each Game		Doug Welniak, LB		Chris Kelsay, RE
1960--	Roland McDole, T	1988--	Mark Blazek, SS	2003--	Jammal Lord, QB
	Pat Fischer, QB		Andy Keeler, OG		Judd Davies, FB
	Don Fricke, C		Steve Taylor, QB		Trevor Johnson, DE
1961--	Don Purcell, E		Broderick Thomas, OLB	2004--	Demorrio Williams, WLB
	Mick Tinglehoff, C	1989--	Doug Glaser, OT		plus one special teams
	Pat Clare, HB		Gerry Gdowski, QB		captain each game
1962--	Bill Thornton, FB		Randall Jobman, LB	2005--	Josh Bullocks, FS
	Dwain Carlson, G		Jeff Mills, OLB		Joe Dailey, QB
				2006--	Ross Pilkington, WR
					Barrett Ruud, MLB
					Daniel Bullocks, SS
					Cory Ross, IB
					Zac Taylor, QB
					Adam Carriker, DE
					Brandon Rignoni, DB

2007--	Zack Bowman, CB Brett Byford, C Bo Ruud, LB	2014--	Ameer Abdullah, IB Kenny Bell, WR Corey Cooper, S Jake Cotton, OG Josh Mitchell, CB	2020--	Dicaprio Bootle, CB Matt Farniok, OL Adrian Martinez, QB Colliin Miller, LB Kade Warner, WR
2008--	Joe Ganz, QB Zach Potter, DE Ty Steinkuhler, DT Nate Swift, WR	2015--	Tommy Armstrong Jr., QB Maliek Collins, DT Jack Gangwish, DE Nate Gerry, S Alex Lewis, OT Jordan Westerkamp, WR	2021--	Austin Allen, TE Damion Daniels, NT Adrian Martinez, QB Cam Taylor-Britt, CB Nick Henrich, LB Travis Vokolek, TE Caleb Tannor, DE Garrett Nelson, DE
2009--	Jacob Hickman, C Ndamukong Suh, DT Alex Henery, PK/P Pierre Allen, DE	2016--	Josh Banderas, LB Nathan Gerry, S Dylan Utter, C Jordan Westerkamp, WR	2022-	Appointed Each Game
2010--	Prince Amukamara, CB Roy Helu Jr., RB Alex Henery, PK/P Rex Burkhead, IB Lavonte David, LB Brett Maher, PK/P	2017--	Jerald Foster, OG Joshua Kalu, S Tanner Lee, QB Luke McNitt, FB Chris Weber, LB		<i>*Albert Troyer elected but was then injured and became manager</i>
2011--	Rex Burkhead, IB Taylor Martinez, QB Will Compton, LB Baker Steinkuhler, DT Brett Maher, PK/P	2018--	Jerald Foster, OG Luke Gifford, LB Stanley Morgan Jr., WR Mick Stoltenberg, DL Mohamed Barry, LB Darrion Daniels, DL Matt Farniok, OL Adrian Martinez, QB		<i>**Replaced Mockett after first game</i>
2012--	Rex Burkhead, IB Taylor Martinez, QB Will Compton, LB Baker Steinkuhler, DT Brett Maher, PK/P	2019--			<i>#Coaches appointed game captains each week then announced season captains at the end of the year</i>
2013--	Ameer Abdullah, IB Jason Ankrah, DE Taylor Martinez, QB Quincy Enunwa, WR Spencer Long, OL Ciente Evans, CB				

Husker Postseason Game Participants

East-West Shrine

Multiple sites

1925--	Harold Hutchison, C
1926--	Lonn Stiner, T
1927--	Glenn Presnell, HB
	Roy Randels, T
1928--	Dan McMullen, G
	Blue Howell, HB
1929--	Clair Sloan, B
	Ray Richards, T
1930--	Marion Broadstone, T
	Elmer Greenberg, G
1931--	Charles Justice, G
	George Koster, G
1932--	Lawrence Ely, C
	Steve Hokuf, E
1933--	Gail O'Brien, T
	George Sauer, FB
1934--	Frank Meier, C
1935--	Jerry LaNoue, HB
	Bernard Scherer, E
1936--	Lloyd Cardwell, HB
	Sam Francis, FB
	Les McDonald, E
1937--	Biff Jones, coach
	Elmer Dohrmann, E
	Fred Shirey, T
1938--	Charles Brock, C
1939--	Sam Schwartzkopf, T
1941--	George Abel, G
	Vike Francis, FB
1944--	Bob DeFruiter, HB
1949--	Tom Novak, C
1950--	Fran Nagle, QB
	Charles Toogood, T
1951--	Frank Simon, E
1952--	Ed Husmann, OT
	Bobby Reynolds, HB
1953--	Ted Connor, OT
1955--	Rex Fischer, QB
1962--	Bill Thornton, FB
1968--	Dick Davis, FB
	Joe Armstrong, G
	Bob Devaney, head coach
1977--	Tom Davis, C
	Stan Waldemore, OT
1978--	Barney Cotton, G
1979--	Tim Smith, SE/P
1980--	Russell Gary, S
1981--	Ric Lindquist, CB
	Henry Waechter, DT
1982--	Steve Damkroger, LB
	Randy Theiss, OT
	Toby Williams, DT
1983--	Turner Gill, QB
	Mike Rozier, IB
	Irving Fryar, WB
	Scott Radiron, OT
1984--	Jeff Smith, IB
1986--	Marc Munford, LB
	Dale Klein, PK
1987--	Tom Banderas, TE
	Tim Rother, DT
1988--	LeRoy Etienne, LB
	Todd Millikan, TE
	Steve Taylor, QB
1989--	Ken Clark, RB
	Doug Glaser, OT
	Jake Young, C
1990--	Bruce Pickens, CB
1991--	Tyrone Legette, CB
1992--	Will Shields, OG

1994--	Barron Miles, CB
	Ed Stewart, LB
	Rob Zatechka, OT
1995--	Tommie Frazier, QB
	Aaron Graham, C
1996--	Adam Treu, OT
1997--	Scott Frost, QB
1998--	Jay Foreman, MLB
2000--	Correll Buckhalter, IB
	Russ Hochstein, OG
2001--	Jamie Burrow, MLB
2002--	Dahrran Diedrick, IB
2005--	Cory Ross, IB
	Le Kevin Smith, DT
2006--	Zac Taylor, QB
	Matt Herian, TE
2007--	Zack Bowman, DB
	Sam Keller, QB
2008--	Marlon Lucky, IB
	T.J. O'Leary, LS
	Matt Slauson, OG
2013--	Quincy Enunwa, WR
	Jeremiah Sirls, OT
2014--	Corey Cooper, S
2015--	Alex Lewis, OT
2017--	Drew Brown, PK
	Joshua Kalu, DB
2018--	Devine Ozigbo, RB
2020--	Jack Stoll, TE
2021--	Samori Toure, WR
	Ben Stille, DL
2022--	Ochaun Mathis, DE
2023--	Omar Brown, S
	Marco Ortiz, LS

College All-Star - Chicago, Ill. (discontinued, 1976)

1934--	George Sauer, FB
	Bernie Masterson, QB
1937--	Sam Francis, FB
	Lloyd Cardwell, HB
1938--	Fred Shirey, T
1939--	Charles Brock, C
1940--	Bob Seeman, E
1941--	Herman Rohrig, HB
	Ray Prochaska, E
	Warren Alfson, G
1942--	Clarence Herndon, T
	George Abel, G
1944--	Ted Kenfield, FB
1950--	Tom Novak, C
1951--	Fran Nagle, QB
1963--	Bill Thornton, FB
1964--	Lloyd Voss, OT
	Dennis Claridge, QB
1966--	Walt Barnes, OT
1967--	Carel Stith, OT
1968--	Wayne Meylan, MG
1971--	Bob Newton, OT
1972--	Jeff Kinney, HB
	Van Brownson, QB
	Jerry Tagge, QB
	Larry Jacobson, DT
	Bob Devaney, head coach
	assistant coaches
	Mike Corgan
	Cletus Fischer
	Carl Selmer
	Tom Osborne
	Monte Kiffin
	John Melton
	Warren Powers

1973--	Bill Olds, FB
	Joe Blahak, DB
	Rich Glover, MG
1975--	Tom Ruud, LB
	Bob Nelson, LB
	Tom Alward, OG

Blue-Gray - Montgomery, Ala. (discontinued, 2003)

1947--	Fred Lorenz, G
	Frank Wilkins, G
1960--	Ron McDole, T
1962--	Dennis Stuewe, HB
	Warren Powers, FB
	Dwain Carlson, G
1965--	Kent McCloughan, HB
1968--	Barry Alvarez, LB
	Jim McCord, DT
	Wayne Meylan, MG
1969--	Bob Liggett, DE
1977--	Rene Anderson, DB

Hula Bowl - Honolulu, Hawaii (discontinued, 2008, resumed 2021)

1965--	Kent McCloughan, HB
1966--	Walt Barnes, OT
	Freeman White, SE
1967--	LaVerne Allers, OG
1968--	Wayne Meylan, MG
1969--	Joe Armstrong, OG
1970--	Glenn Patterson, C
	Mike Wynn, DE
1971--	Jerry Murtaugh, LB
	Joe Orduna, HB
1972--	Dick Rupert, OG
	Jerry Tagge, QB
	Jeff Kinney, HB
	Bob Devaney, head coach
1973--	Johnny Rodgers, WB
	Bill Olds, FB
1974--	Steve Manstedt, DE
1975--	Tony Davis, FB
	Bob Martin, DE
1976--	Vince Ferragamo, QB
	Dave Butterfield, DB
1977--	Tom Davis, C
1978--	Kelvin Clark, OT
	Rick Berns, IB
	George Andrews, DE
1979--	Junior Miller, TE
	I.M. Hipp, IB
1980--	Jarvis Redwine, IB
	Derrie Nelson, DE
1981--	Dan Hurley, OT
	Jimmy Williams, DE
1982--	Roger Craig, IB
	Dave Rimington, C
	Jamie Williams, TE
	Dean Steinkuhler, OG
1983--	Todd Frain, TE
1985--	Tom Welter, OT
1986--	Keith Jones, IB
1987--	Keven Lightner, OT
1988--	Todd Millikan, TE
	Broderick Thomas, OLB
1989--	Doug Glaser, OT
1990--	David Edeal, C
1992--	Will Shields, OG
1993--	Toby Wright, ROV
1994--	Troy Dumas, LB
	Donta Jones, OLB
1995--	Brook Berringer, QB
	Clinton Childs, IB

	Phil Ellis, LB
	Tony Veland, FS
	Tyrone Williams, CB
1996--	Brian Schuster, FB
1997--	Eric Anderson, OT
	Scott Frost, QB
	Eric Warfield, DB
1998--	Kris Brown, PK
	Jay Foreman, MLB
	Josh Heske, C
1999--	Dan Hadenfeldt, P
	Aaron Willis, RE
	Eric Johnson, LB
2000--	Dan Hadenfeldt, P
	Russ Hochstein, OG
2001--	Eric Crouch, QB
2002--	Josh Brown, PK
	Jon Clanton, DT
	Wilson Thomas, SE
2005--	Titus Adams, DT
2007--	Corey McKeon, LB
	Maurice Purify, WR
2021--	Ben Stille, DL
2022--	Marco Ortiz, LS
2023--	Noureddin Nouilli, OG

Senior Bowl - Mobile, Ala.

1951--	Fran Nagle, B
1954--	Jerry Minnick, T
1955--	Don Glantz, T
1961--	Ron McDole, T
1964--	Lloyd Voss, T
	John Kirby, G
1965--	Larry Kramer, T
	Bob Hohn, HB
1966--	Tony Jeter, TE
1967--	Pete Tatman, FB
	Harry Wilson, HB
	Larry Wachholtz, DB
	Carel Stith, DT
1968--	Barry Alvarez, LB
	Jim McCord, DT
1970--	Dana Stephenson, DB
	Ken Geddes, LB
	Jim McFarland, TE
1971--	Dave Walline, DT
	Bob Newton, OT
1972--	Larry Jacobson, DT
1973--	Willie Harper, DE
	Doug Dumlér, C
1974--	Daryl White, OT
	John Dutton, DT
	Rich Sanger, PK
1975--	Tom Ruud, LB
	Bob Nelson, LB
	Dave Humm, QB
1976--	Rik Bonness, C
	Wonder Monnds, DB
1977--	Mike Fultz, DT
1978--	Greg Jorgensen, OG
	Ken Spaeth, TE
	Stan Waldemore, OT
1980--	Kelly Saalfeld, C
	Bill Barnett, DT
	Rod Horn, DT
1981--	Russell Gary, S
1982--	Phil Bates, FB
	Jeff Krejci, S
1983--	Allen Lyday, CB
	Jamie Williams, TE
1985--	Mark Behning, OT
1986--	Bill Lewis, C
1987--	Stan Parker, OG
1988--	Tim Rother, DT
1989--	Dana Brinson, WR

1991--	Kenny Walker, DT
1993--	Tyrone Hughes, SE/CB
1994--	John Reece, FS
1995--	Terry Connealy, DT
	Brenden Stai, OG
1997--	Michael Booker, CB
	Chris Dishman, OT
	Mike Minter, ROV
	Jared Tomich, RE
	Jamel Williams, LB
1998--	Aaron Taylor, OG
1999--	Chad Kelsay, RE
	Mike Rucker, RE
	Jason Wiltz, DT
	Joel Makovicka, FB
2000--	Steve Warren, DT
	Ralph Brown, CB
	Mike Brown, ROV
2001--	Bobby Newcombe, WB
	Carlos Polk, MLB
	Dan Alexander, IB
	Kyle Vanden Bosch, RE
2002--	Keyuo Craver, CB
	Tracey Wistrom, TE
2003--	DeJuan Groce, CB
	Chris Kelsay, RE
2004--	Kyle Larson, P
	Demorris Williams, WLB
2005--	Barrett Ruud, MLB
2006--	Daniel Bullocks, SS
2007--	Stewart Bradley, LB
	Adam Carriker, DE
	Jay Moore, DE
2008--	Carl Nicks, OL
2010--	Larry Asante, S
	Phillip Dillard, LB
2011--	Pierre Allen, DE
	Eric Hagg, DB
	Roy Helu Jr., RB
	Alex Henery, PK
	Mike McNeill, TE
	Niles Paul, WR
2012--	Lavonte David, LB
	Alfonzo Dennard, DB
2014--	Stanley Jean-Baptiste, CB
2015--	Ameer Abdullah, IB
2016--	Nathan Gerry, S
2017--	Tanner Lee, QB
2019--	Darrion Daniels, DL
	Lamar Jackson, CB
2020--	Brenden Jaimes, OT
2021--	JoJo Domann, Nickel
	Cam Taylor-Britt, CB
2022--	Trey Palmer, WR

Shrine North-South - Miami, Fla.

(discontinued 1969)

1950--	Don Strasheim, G
1953--	John Bordogna, B
1960--	Pat Fischer, QB
1969--	Al Larson, DB

All-American Bowl

(discontinued 1975)

1961--	Mick Tinglehoff, C
1969--	Dana Stephenson, DB
	Sherwin Jarmon, DE
	Jim McFarland, TE
1970--	Guy Ingles, SE
	Paul Rogers, PK
	Dan Schneiss, FB
1971--	Van Brownson, QB
	Keith Wortman, OG
	Carl Johnson, OT
	Bob Devaney, coach

1972--	Rich Glover, MG
	Bill Janssen, DT
	Joe Blahak, DB
	Jerry List, TE
	Gary Dixon, HB
	Monte Johnson, DT
1974--	Bob Thornton, DB
	Zaven Yarialian, DB
	John Bell, MG
1975--	Jimmy Burrow, DB

Coaches All-America Game Lubbock, Texas

(discontinued 1975)

1961--	Ron McDole, T
1963--	Dwain Carlson, G
	Bill Thornton, FB
1964--	Dennis Claridge, QB
	Lloyd Voss, OT
	Bob Brown, OG
1965--	Larry Kramer, OT
	Lyle Sittler, C
1966--	Freeman White, SE
	Tony Jeter, TE
	Walt Barnes, OT
1967--	Kelly Petersen, C
	Larry Wachholtz, DB
	Harry Wilson, HB
1968--	Wayne Meylan, MG
1970--	Bob Liggett, DT
	Jim McFarland, TE
	Ken Geddes, LB
1971--	Jerry Murtaugh, LB
	Joe Orduna, HB
	Bob Newton, OT
	Dan Schneiss, FB
	Bob Devaney, coach
1972--	Jeff Kinney, HB
	Jerry Tagge, QB
	Larry Jacobson, DT
1975--	Dave Humm, QB
	Marvin Crenshaw, OT

Southwest Challenge Bowl (1962 only)

1962--	Tyrone Robertson, T
	Gary Toogood, G
	Dwain Carlson, G
	Bill Thornton, FB

Japan Bowl - Tokyo, Japan (discontinued, 1991)

1975--	Tony Davis, FB
	Bob Martin, DE
1976--	Vince Ferragamo, QB
	Dave Butterfield, DB
1977--	Tom Davis, C
1978--	Rick Berns, IB
	George Andrews, DE
1979--	Tim Smith, SE
	Junior Miller, TE
	I.M. Hipp, IB
1980--	Jarvis Redwine, IB
	Derrie Nelson, DE
1981--	Dan Hurley, OT
	Ric Lindquist, CB
	Jimmy Williams, DE
1982--	Roger Craig, IB
	Randy Theiss, OT
	Jamie Williams, TE
	Dean Steinkuhler, OG
1983--	Mike Rozier, IB
	Turner Gill, QB (MVP)
	Irving Fryar, WB

1984--	Bret Clark, S Jeff Smith, HB Mark Traynowicz, C
1985--	Mike Knox, LB Tom Rathman, FB Jim Skow, DT
1986--	Brian Davis, CB Danny Noonan, MG Chris Spachman, DT
1987--	Tom Banderas, TE Neil Smith, DE
1988--	Mark Blazek, S Dana Brinson, WR Broderick Thomas, OLB
1989--	Jake Young, C
1990--	Reggie Cooper, S Mike Croel, OLB Kenny Walker, DT
1991--	Pat Engelbert, MG Nate Turner, WB

**Olympia Gold Bowl
San Diego, Calif. (1981 only)**

1981--	Rodney Lewis, CB Sammy Sims, S Henry Waechter, DE
--------	---

**Canadian-American Bowl
Tampa, Fla. (discontinued 1979)**

1976--	Jim Pillen, M
--------	---------------

**Challenge Bowl - Seattle, Wash.
(1977-78 only)**

1978--	Tom Sorley, QB Jim Pillen, M Kelvin Clark, OT Barney Cotton, OG Billy Todd, PK Bruce Dunning, LB
--------	---

Gridiron Classic - Orlando, Fla.

1998--	Kris Brown, PK
1999--	Adam Julch, OT
2000--	Dan Hadenfeldt, P
2001--	Jeremy Slechta, DT
2002--	John Garrison, C Scott Shanle, LB
2003--	Jammal Lord, QB T.J. Hollowell, LB

Paradise Bowl - St. George, Utah

2002--	Thunder Collins, IB
--------	---------------------

Las Vegas Football Classic

2004--	Mike Erickson, OT
--------	-------------------

Inta Juice All-Star Game

Houston, Texas

2006--	Barry Cryer, DT
--------	-----------------

**Texas vs. Nation All-Star Game
El Paso, Texas**

2007--	Steve Octavien, LB
2008--	Cody Glenn, LB Lydon Murtha, OT Zach Potter, DE

**Eastham Energy College All-Star Game
Tempe, Ariz.**

2010--	Ricky Henry, OL D.J. Jones, OL
--------	-----------------------------------

**NFLPA Collegiate Bowl
Los Angeles, Calif.
(discontinued 2023)**

2012--	Will Compton, LB Ben Cotton, TE Brent Qvale, OT
2013--	Ciante Evans, DB
2014--	Zaire Anderson, LB
2016--	Cethan Carter, TE
2017--	Chris Jones, CB
2021--	Austin Allen, TE
2022--	Garrett Nelson, LB

**Trillion Tropical Bowl
Orlando, Fla.**

2021--	Deontai Williams, S
--------	---------------------

Nebraska Football Hall of Fame

Years listed indicate years letters were earned. (Number in parenthesis represents year enshrined)

A-E

Fred Abboud, Omaha U., 1947-50 (1985)
 George Abel, Nebraska, 1939-41 (1984)
 Harlan Aden, Omaha U., 1963-65 (1997)
 John Adkins, Nebraska 1968-71 (2021)
 Trev Alberts, Nebraska, 1990-93 (1994)
 Dan Alexander, Nebraska, 1997-2000 (2010)
 Warren Alfson, Nebraska, 1938-40 (1975)
 Gerald Allen, Omaha U., 1962-65 (2005)
 LaVerne Allers, Nebraska, 1964-66 (1995)
 Paul Amen, Nebraska, 1935-37 (1983)
 Prince Amukamara, Nebraska, 2007-10 (2022)
 Eric Anderson, Nebraska 1994-97 (2007)
 Frosty Anderson, Nebraska, 1971-73 (1994)
 Jim Anderson, Nebraska, 1969-71 (1997)
 George Andrews, Nebraska, 1976-78 (1985)
 Joe Arenas, Omaha U., 1947-50 (1977)
 Joe Armstrong, Nebraska, 1966-68 (1994)
 Al Bahe, Wayne State, 1946-48 (1996)
 Walt Barnes, Nebraska, 1963-65 (1988)
 Tim Beebe, Nebraska Wesleyan, 1984-87 (2013)
 Forrest Behm, Nebraska, 1937-40 (1980)
 Mark Behning, Nebraska 1982-84 (2019)
 Johnny Bender, Nebraska, 1900-04 (1975)
 Casey Beran, Chadron State, 1996-99 (2018)
 Joy Berquist, Nebraska, 1921-23 (1998)
 Rick Berns, Nebraska, 1976-78 (1992)
 Brook Berringer, Nebraska, 1992-95 (2015)
 Joe Blahak, Nebraska, 1970-72 (1990)
 Paul Blazevich, Omaha U., 1959-62 (1984)
 Chris Bober, UNO 1996-99 (2020)
 Brian Bohling, Nebraska Wesleyan, 1996-99 (2008)
 Don Boll, Nebraska, 1950-52 (1990)
 Rik Bonness, Nebraska, 1972-75 (1981)
 John Bordogna, Nebraska, 1951-53 (1988)
 Jon Bostick, Nebraska, 1989-91 (2004)
 Shawn Bouwens, Nebraska Wesleyan, 1986-89 (2002)
 Dale Bradley, Nebraska, 1940-42 (1998)

Nate Bradley, Peru State, 1988-91 (2001)
 Dana Brinson, Nebraska, 1985-88 (2009)
 Marlin Briscoe, Omaha U., 1963-67 (1978)
 Marion Broadstone, Nebraska, 1928-30 (2001)
 Charlie Brock, Nebraska, 1936-38 (1972)
 Bob Brown, Nebraska, 1961-63 (1977)
 Jerry Brown, Nebraska, 1955-57 (1997)
 Kenny Brown, Nebraska, 1975-79 (2009)
 Kris Brown, Nebraska, 1995-98 (2016)
 Mike Brown, Nebraska, 1996-99 (2011)
 Ralph Brown, Nebraska, 1996-99 (2011)
 Van Brownson, Nebraska 1968-71 (2020)
 Charles Bryant, Nebraska, 1951-54 (1987)
 Josh Bullocks, Nebraska, 2002-04 (2015)
 Rex Burkhead, Nebraska, 2009-12 (2024)
 Dave Butterfield, Nebraska, 1974-76 (1996)
 Tyrone Byrd, Nebraska, 1989-92 (2024)
 Lloyd Cardwell, Nebraska, 1934-36 (1972)
 Dennis Carlson, Nebraska, 1964-65 (2009)
 Adam Carriker, Nebraska, 2003-06 (2016)
 Ihling L. Carskadon, Kearney State, 1924-27 (2004)
 Kaye Carstens, Nebraska, 1964-66 (2000)
 Guy Chamberlin, Nebraska, 1913-15 (1971)
 Bob Churchich, Nebraska, 1964-66 (1989)
 Brett Clark, Nebraska, 1982-84 (1996)
 David Clark, Nebraska, 1978-80 (2023)
 Kelvin Clark, Nebraska, 1976-78 (2002)
 Ken Clark, Nebraska, 1987-89 (2008)
 Dennis Claridge, Nebraska, 1961-63 (1976)
 Brad Colburn, Midland, 1994-97 (2015)
 Justin Coleman, Nebraska-Kearney, 1997-2000 (2014)
 Ted Connor, Nebraska, 1952-53 (2005)
 Reggie Cooper, Nebraska, 1987-90 (2013)
 Tim H. Corey, Nebraska, 1914-16 (2002)
 Roger Craig, Nebraska, 1980-82 (1989)
 Keyuo Craver, Nebraska, 1998-01 (2013)
 Marvin Crenshaw, Nebraska, 1972-74 (2003)
 Jared Crick, Nebraska, 2008-11 (2024)
 Mike Croel, Nebraska, 1987-90 (2003)
 Eric Crouch, Nebraska, 1998-2001 (2002)

Clayton Curtis, Nebraska, 1950-52 (1991)
 Steve Damkroger, Nebraska, 1979-82 (1995)
 Dick Davis, Nebraska, 1966-68 (1995)
 Fred Davis, Doane, 1964-67 (2016)
 Tom Davis, Nebraska, 1975-77 (2003)
 Tony Davis, Nebraska, 1973-75 (1991)
 Chris Dishman, Nebraska, 1993-96 (2006)
 Jack Dodd, Nebraska, 1935, 37-38 (1996)
 Elmer Dohrmann, Nebraska, 1934-37 (1980)
 Pat Donohoe, Wayne State, 1973-76 (1998)
 Ron Douglas, Nebraska, 1934-36 (1995)
 Ted Doyle, Nebraska, 1935-37 (1990)
 Doug Dubose, Nebraska 1982-86 (2020)
 Charles Duda, Nebraska, 1941-42 (1994)
 Troy Dumas, Nebraska, 1991-94 (2023)
 Doug Dumler, Nebraska 1970-72 (2021)
 John Dutton, Nebraska, 1970-73 (1981)
 Lawrence Ely, Nebraska, 1930-32 (1974)
 Dennis Emanuel, Nebraska, 1951-52 (1990)
 Tom Emel, Hastings 1947-50 (2005)
 Bill Engelhardt, Omaha U., 1953-56 (1974)
 Scott Engelhardt, Midland Lutheran, 1977-80 (2003)

F-J

Terrell Farley, Nebraska, 1995-96 (2024)
 Burton "Bud" Feaster, York, 1936-38, (1999)
 Tony Felici, Nebraska 1980-82, (2008)
 Vince Ferragamo, Nebraska, 1975-76 (1984)
 Cletus Fischer, Nebraska, 1945-48 (1979)
 Pat Fischer, Nebraska, 1958-60 (1974)
 Rex Fischer, Nebraska, 1955-56 (1987)
 Dr. George Flippin, Nebraska, 1891-94 (1974)
 Toniui Fonoti, Nebraska, 1999-2001 (2022)
 Jay Foreman, Nebraska 1995-98 (2019)
 Sam Francis, Nebraska, 1934-36 (1972)
 Vike Francis, Nebraska, 1939-40 (1986)
 Owen Frank, Nebraska, 1909-11 (1999)
 Andra Franklin, Nebraska, 1977-80 (1990)
 Tommie Frazier, Nebraska, 1992-95 (1996)
 Bob Frieze, Midland Lutheran, 1959-61 (1999)
 Scott Frost, Nebraska, 1996-97 (2015)

Irving Fryar, Nebraska,
1981-83 (1993)
 Danny Fulton, Nebraska-Omaha,
1975-77 (1987)
 Brad Fults, Chadron State
1975-78 (2007)
 Mike Fultz, Nebraska,
1974-76 (1988)
 Russell Gary, Nebraska,
1978-80 (2013)
 Gerry Gdowski, Nebraska,
1987-89 (2000)
 Ken Geddes, Nebraska,
1967-69 (1996)
 Turner Gill, Nebraska,
1981-83 (1989)
 Don Glantz, Nebraska,
1953-54 (1999)
 Doug Glaser, Nebraska,
1987-89 (2002)
 Rich Glover, Nebraska,
1970-72 (1973)
 Aaron Graham, Nebraska,
1992-95 (2005)
 Ahman Green, Nebraska,
1995-97 (2012)
 Larry Green, Doane,
1966-69 (2002)
 Elmer Greenberg, Nebraska,
1927-30 (1979)
 Willie Greenlaw, Nebraska,
1955-56 (1989)
 Harry Grimmingier, Nebraska,
1982-84 (2003)
 DeJuan Groce, Nebraska,
1999-02 (2012)
 Rex Grosshart, Doane,
1947-50 (2006)
 Harold Haberman, York,
1937-40 (1993)
 Vic Halligan, Nebraska,
1912-14 (1973)
 Willie Harper, Nebraska,
1970-72 (1983)
 Robert Hauver, Kearney State,
1945-48 (1995)
 John Havekost, Nebraska,
1977-79 (2013)
 Alex Henery, Nebraska
2007-10 (2019)
 Josh Heskew, Nebraska
1995-98 (2012)
 Max Hester, Kearney State,
1937-39 (1989)
 ReVoe Hill, Midland Lutheran,
1938-41, 1946 (1995)
 Travis Hill, Nebraska,
1989-92 (2005)
 I.M. Hipp, Nebraska,
1977-79 (1995)
 Russ Hochstein, Nebraska
1997-2000 (2014)
 Steve Hokuf, Nebraska,
1929-32 (1980)
 Alvin Holder, Peru State,
1979-81 (1999)
 Harry Hopp, Nebraska,
1938-40 (1985)
 Rod Horn, Nebraska,
1977-79 (2003)
 Edward E. "Blue" Howell, Nebraska,
1926-28 (1978)
 Johnny Howell, Nebraska,
1935-37 (1997)
 Marion Hudson, Dana,
1952-55 (1994)
 Dave Humm, Nebraska,
1972-74 (1985)
 Ed Husmann, Nebraska
1950-52 (2004)
 Richard Hutton, Nebraska,
1946-48 (1995)

Guy Ingles, Nebraska,
1968-70 (1995)
 Jim Irwin, Kearney State,
1960-63 (2012)
 Sheldon Jackson, Nebraska
1995-98 (2008)
 Larry Jacobsen, Kearney State,
1956-59 (1988)
 Larry Jacobson, Nebraska,
1969-71 (1979)
 Ted James, Nebraska,
1926-28 (1982)
 Bill Janssen, Nebraska,
1969-72 (2021)
 Tony Jeter, Nebraska,
1963-65 (1986)
 Carl Johnson, Nebraska,
1970-71 (2014)
 Larry Johnson, Omaha U.,
1949-52 (1987)
 Mitch Johnson, Kearney State
1973-76 (2012)
 Monte Johnson, Nebraska,
1970-72 (2024)
 Calvin Jones, Nebraska,
1991-93 (2004)
 Donta Jones, Nebraska,
1991-94 (2007)
 Jimmy Jones, Nebraska-Omaha,
1962-65 (2011)
 Keith Jones, Nebraska,
1984-87 (2004)
 Greg Jorgensen, Nebraska,
1975-77 (2019)

K-O

Chad Kelsay, Nebraska,
1995-98 (2017)
 Chris Kelsay, Nebraska,
1999-2002 (2024)
 Mike Kennedy, Nebraska,
1963-65 (1998)
 Jeff Kinney, Nebraska,
1969-71 (1981)
 Dale Klein, Nebraska,
1984-86 (2012)
 Dan Klepper, Nebraska-Omaha,
1965-68 (2023)
 Johnny Knolla, Creighton,
1938-40 (1975)
 Mike Knox, Nebraska,
1981-85 (2004)
 Sam Koch, Nebraska,
2003-05 (2023)
 Craig Koinzan, Doane,
1965-68 (1996)
 Bill Kosch, Nebraska,
1969-71 (1997)
 George Koster, Nebraska,
1929-31 (1986)
 Larry Kramer, Nebraska,
1962-64 (1987)
 Jeff Krejci, Nebraska,
1979-81 (2015)
 Ernest Kroger, Nebraska,
1907-08 (2003)
 Tom Kropp, Kearney State,
1972-75 (1986)
 Robert Kruse, Wayne State,
1964-67 (2009)
 Lee Kunz, Nebraska,
1976-78 (2022)
 Rod Kush, Nebraska-Omaha,
1976-78 (1989)
 Kyle Larson, Nebraska,
2001-03 (2018)
 Tyrone Legette, Nebraska
1989-91 (2007)
 Verne Lewellen, Nebraska,
1921-23 (1975)
 Bill Lewis, Nebraska,
1983-85 (2003)

Bob Liggett, Nebraska,
1968-69 (2008)
 Keven Lightner, Nebraska,
1985-87 (2024)
 Virgil (Joe) Lindahl, Wayne State,
1937-40 (1973)
 Ric Lindquist, Nebraska,
1979-81 (2022)
 Steve Lindquist, Nebraska,
1975-78 (2010)
 Bob Lingenfelter, Nebraska,
1974-76 (2006)
 Jerry List, Nebraska
1970-72 (2021)
 Spencer Long, Nebraska,
2011-13 (2023)
 Walter "Butch" Luther, Nebraska,
1938-40 (1986)
 Roy (Link) Lyman, Nebraska,
1919-22 (1972)
 John Makovicka, Kearney State,
1967-70 (1996)
 Mike Mandelko, Nebraska,
1980-82 (2014)
 Steve Manstedt, Nebraska,
1971-73 (2012)
 John Marrow, Kearney State,
1935-36 (1990)
 Bob Martin, Nebraska,
1973-75 (1993)
 Taylor Martinez, Nebraska,
2010-13 (2023)
 Dave Mason, Nebraska
1969-72 (2021)
 Bernie Masterson, Nebraska,
1931-33 (1977)
 Burt Mattheis, Wayne State,
1962-65 (1980)
 Bob Matthews, Omaha U.,
1939-41 (1992)
 Les McDonald, Nebraska,
1934-36 (1991)
 Kent McCloughan, Nebraska,
1962-64 (1993)
 Jim McCord, Nebraska,
1965-67 (2002)
 John McCormick, Nebraska,
1985-87 (2002)
 Ron McDole, Nebraska,
1958-60 (2022)
 Jim McFarland, Nebraska,
1968-69 (1999)
 Donnie McGhee, Nebraska,
1968-70 (2017)
 LaVerne McKelvey, Chadron,
1920-24 (2000)
 Daniel McMullen, Nebraska,
1925-28 (1979)
 Jon McWilliams, Nebraska,
1953-55 (2000)
 Bob Mehring, Nebraska,
1935-37 (1983)
 Frank Meier, Nebraska,
1932-34 (1984)
 Ruben Mendoza, Wayne State
1983-85 (2007)
 Rex Mercer, Nebraska Wesleyan,
1942-48 (1987)
 Dave Meyer, Midland Lutheran,
1972-75 (2011)
 Herbert Meyer, Concordia,
(2006)
 Carl Meyers, Nebraska-Omaha,
1961-63 (2006)
 Wayne Meylan, Nebraska,
1965-67 (1979)
 Barron Miles, Nebraska,
1992-94 (2005)
 Junior Miller, Nebraska,
1977-79 (1988)
 Mike Miller, Nebraska, -Kearney
2000-03 (2024)

Milford "Dub" Miller, Chadron State,
1931-34 (2004)
Todd Millikan, Nebraska,
1985-88 (2010)
Jerry Minnick, Nebraska,
1951-53 (1981)
Mike Minter, Nebraska,
1993-96 (2006)
E.E. Mockett, Nebraska,
1890-91 (1994)
Wonder Monks, Nebraska,
1973-75 (2001)
Gerald Moore, Nebraska,
1945-46-48 (2001)
William Mueller, Nebraska,
1947-50 (1996)
Robert Mullen, Nebraska,
1948-51 (1995)
Marc Munford, Nebraska,
1984-86 (1997)
Jerry Murtaugh, Nebraska,
1968-70 (1987)
Brian Muschall, Dana,
1986-89 (2003)
Fran Nagle, Nebraska,
1949-50 (1992)
Derrie Nelson, Nebraska,
1978-80 (1998)
Bob Newton, Nebraska,
1969-70 (1989)
Dave Noble, Nebraska,
1922-24 (1972)
Danny Noonan, Nebraska,
1984-86 (1991)
Tom Novak, Nebraska,
1946-49 (1972)
Arnold Oehrich, Nebraska,
1925-27 (1989)
Eugene Oetting, Concordia,
1951-54 (2000)
Don Olson, Nebraska,
1957-59 (2000)
Joe Orduna, Nebraska,
1967-68, 1970 (1990)
Brad Ottis, Wayne State,
1990-93 (2017)

P-R

Adolph "Pat" Panek, Kearney St.,
1922-24 (1991)
John Parrella, Nebraska,
1990-92 (2001)
Lee Penney, Nebraska,
1931-33 (1994)
Ed Periard, Nebraska,
1968-70 (2010)
Lawrence Pete, Nebraska,
1986-88 (2011)
Christian Peter, Nebraska,
1993-95 (2006)
Jason Peter, Nebraska,
1994-97 (2007)
Jack Petersen, Omaha U.,
1961-63 (1983)
Kelly Petersen, Nebraska,
1965-66 (2008)
Greg Peterson, Nebraska Wesleyan,
1981-83 (2001)
George "Babe" Petrow, Midland Lutheran,
1940-42 (1990)
Roy "Cowboy" Petsch, Nebraska,
1938-40 (1982)
Don Pfisterer, Omaha U.,
1939-41 (1990)
Ray Phillips, Nebraska,
1975-76 (2000)
Bob Pickens, Nebraska,
1966 (2010)
Bruce Pickens, Nebraska,
1988-90 (2022)
Clete Pillen, Nebraska,
1974-76 (2003)

Jim Pillen, Nebraska,
1976-78 (2004)
Alan Pogue, Dana,
1984-87 (2005)
Chris Pohle, Hastings,
1991-92 (2008)
Carlos Polk, Nebraska,
1997-2000 (2010)
Grove Porter, Nebraska,
1914 (1985)
Glenn Presnell, Nebraska,
1925-27 (1973)
Fred Preston, Nebraska,
1939-40 (1992)
Ray Prochaska, Nebraska,
1938-40 (1986)
Don Purcell, Nebraska,
1959-61 (1989)
Dominic Raiola, Nebraska,
1998-2000 (2001)
Kevin Ramaekers, Nebraska,
1991-93 (2007)
Scott Raridon, Nebraska,
1981-83 (2016)
Randy Rasmussen, Kearney State,
1964-67 (1974)
Tom Rathman, Nebraska,
1983-85 (1992)
Jarvis Redwine, Nebraska,
1979-80 (1999)
Bobby Reynolds, Nebraska,
1950-52 (1972)
Hugh Rhea, Nebraska,
1929-31 (1986)
Choppy Rhodes, Nebraska,
1923-25 (1993)
Ray Richards, Nebraska,
1927-29 (1984)
Dennis Richnafsky, Nebraska,
1965-67 (2001)
Dave Rimington, Nebraska,
1980-83 (1983)
Tyrone Robertson, Nebraska,
1960-61-62 (1999)
Johnny Rodgers, Nebraska,
1970-72 (1973)
Paul Rogers, Nebraska,
1968-70 (1998)
Herman Rohrig, Nebraska,
1938-40 (1983)
Rudy Rotella, Omaha U.,
1952-55 (1981)
Dick Rupert, Nebraska,
1970-71 (2005)
Richie Ross, Nebraska-Kearney,
2002-05 (2019)
Mike Rozier, Nebraska,
1981-83 (1984)
Mike Rucker, Nebraska,
1995-98 (2018)
Robert Russell, Nebraska,
1920-22 (2000)
R.B. "Dick" Rutherford, Nebraska,
1913-15 (1988)
Barrett Ruud, Nebraska,
2001-04 (2014)
Tom Ruud, Nebraska,
1972-74 (1997)

S-Z

Kelly Saalfeld, Nebraska,
1977-79 (2009)
Mike Sallier, Doane,
1967-70 (2010)
Carl Samuelson, Nebraska,
1945-47 (1982)
George Sauer, Nebraska,
1931-33 (1971)
Roger Sayers, Omaha U.,
1960-63 (1988)
Bill Schabacker, Nebraska,
1951-53 (2001)

Bernie Scherer, Nebraska,
1933-35 (1985)
Leo Scherer, Nebraska,
1920-22 (1987)
Vic Schleich, Nebraska,
1940-42 (1988)
Randy Schleusener, Nebraska,
1978-80 (2002)
Dan Schmidt, Nebraska,
1974-76 (2018)
Dan Schneiss, Nebraska,
1968-70 (2020)
Ed Schwartzkopf, Nebraska,
1937-40 (1981)
John Sedlacek, Nebraska,
1945-48 (1998)
Gary SeEVERS, Concordia,
1954-57 (2003)
Lynn Senkbeil, Nebraska,
1964-66 (2002)
Will Shields, Nebraska,
1989-92 (1993)
Fred Shirey, Nebraska,
1935-37 (1976)
Sylvester V. Shonka, Nebraska,
1909-11 (1978)
Frank Simon, Nebraska,
1949-51 (1997)
Sam Singleton, Wayne State,
1967-70 (2004)
Lyle Sittler, Nebraska,
1962-64 (1999)
Jim Skow, Nebraska,
1983-85 (1996)
Bob Sledge, Nebraska,
1986-88 (2018)
Clair Sloan, Nebraska,
1927-29 (1984)
Jack Sloey, Doane,
1938-39 (1989)
Bob Smith, Nebraska,
1951-54 (1996)
Jeff Smith, Nebraska,
1982-84 (2004)
Neil Smith, Nebraska,
1985-87 (1998)
Tim Smith, Nebraska,
1977-79 (2008)
Frank Solich, Nebraska,
1963-65 (1992)
Chris Spachman, Nebraska,
1984-86 (2010)
Cliff Squires, Nebraska Wesleyan,
1946-49 (1976)
Brenden Stai, Nebraska,
1991-94 (2004)
Dean Steinkuhler, Nebraska,
1981-83 (1984)
Arthur Stevenson, Hastings,
1935-37 (1979)
Ed Stewart, Nebraska,
1991-94 (2004)
Chuck Stickels, Hastings,
1951-54 (1997)
Alonzo "Lonnie" Stiner,
1925-26 (2008)
Carel Stith, Nebraska,
1965-66 (2011)
Scott Strasburger, Nebraska,
1982-84 (2005)
Don Strashheim, Nebraska,
1950 (1993)
Ndamukong Suh, Nebraska,
2006-09 (2010)
John Suhr, Concordia,
1956-59 (2009)
Dean Sukup, Nebraska,
1978-79 (2016)
Clarence Swanson, Nebraska,
1919-22 (1974)
Jerry Tagge, Nebraska,
1969-71 (1978)

Aaron Taylor, Nebraska,
1994-97 (1998)
Steve Taylor, Nebraska,
1985-88 (1999)
Zac Taylor, Nebraska,
2005-06 (2017)
Bob Terrio, Nebraska,
1970-71 (2011)
Randy Theiss, Nebraska,
1980-82 (2017)
Broderick Thomas, Nebraska,
1985-88 (1994)
Bill "Thunder" Thornton, Nebraska,
1960-62 (1985)
Mick Tingelhoff, Nebraska,
1959-61 (1980)
Jared Tomich, Nebraska,
1994-96 (2006)
Charlie Toogood, Nebraska,
1947-50 (1984)
LaVerne Torczon, Nebraska,
1954-56 (1987)
Mark Traynowicz, Nebraska,
1982-84 (1990)
Pat Tyrance, Nebraska,
1988-90 (2005)
Noland Urban, Nebraska Wesleyan,
1997-2000 (2010)
Sam Vacanti, Nebraska,
1946 (1988)
Ted Vactor, Nebraska,
1963-65 (2000)
Kyle Vanden Bosch, Nebraska,
1997-2000 (2023)
Webster VanValkenburgh, Hastings
1974-77 (2007)
Erick von Fange, Concordia,
(1995)
Lloyd Voss, Nebraska,
1961-63 (1996)
Larry Wachholtz, Nebraska,
1964-66 (1982)
Kenny Walker, Nebraska,
1989-90 (2001)
Dave Walline, Nebraska,
1968-70 (2001)
Leon G. Warner, Nebraska,
1910-11 (2023)
Steve Warren, Nebraska,
1996-99 (2009)
Bill Weber, Nebraska,
1981-84 (2012)
Kerry Weinmaster, Nebraska,
1976-79 (2006)
Ed Weir, Nebraska,
1923-25 (1971)
Raymond "Bub" Weller, Nebraska,
1920-22 (1989)
Adolph Wenke, Nebraska,
1920-22 (2007)
John Westover, Nebraska,
1897, 1899-1902 (2002)
Daryl White, Nebraska,
1971-73 (1994)
Freeman White, Nebraska,
1963-65 (1982)
Oscar Wiberg, Nebraska Wesleyan,
1923-26 (1973)
Lonnie Wickard, Chadron State,
1957-58 (2000)
Erik Wiegert, Nebraska,
1989-91 (2007)
Zach Wiegert, Nebraska,
1991-94 (1995)
Demorrio Williams, Nebraska,
2002-03 (2015)
Jamie Williams, Nebraska,
1979-82 (2003)
Jimmy Williams, Nebraska,
1979-81 (2001)
Tyrone Williams, Nebraska,
1993-95 (2006)

Harry Wilson, Nebraska,
1964-66 (2015)
Wally Winter, Nebraska,
1968-70 (2020)
Phil Wise, Nebraska-Omaha,
1968-70 (1982)
Grant Wistrom, Nebraska,
1994-97 (1998)
Willard Witte, Nebraska,
1927-29 (1985)
Danny Woodhead, Chadron State,
2005-08 (2018)
Keith Wortman, Nebraska,
1970-71 (2021)
Ross Wurdeman, Concordia
1998-2001 (2022)
Jake Young, Nebraska,
1986-89 (2000)

Coaches

Ross Armstrong, Chadron State,
1937-53 (1991)
E.E. Bearg, Nebraska,
1925-28 (1988)
Dana X. Bible, Nebraska,
1929-36 (1971)
W.C. "Bummy" Booth,
Nebraska, 1900-05 (1985)
Claire Boroff, Nebraska-Kearney,
1972-99 (2000)
Sandy Buda, Nebraska-Omaha,
1978-89 (2001)
Al Caniglia, Nebraska-Omaha,
1960-74 (1979)
Lloyd Cardwell, Omaha U.,
1947-59 (1986)
W.C. "King" Cole, Nebraska,
1907-10 (2023)
Fred Dawson, Nebraska,
1921-24 (1971)
Bob Devaney, Nebraska,
1962-72 (1971)
Jim Dutcher, Doane,
1942-52 (1992)
Charlie Foster, Nebraska-Kearney,
1945-52 (2003)
Bill Glassford, Nebraska,
1949-55 (2002)
C.L. "Sed" Hartman, Omaha U.,
1931-42 (1997)
Bill Jennings, Nebraska,
1957-61 (1996)
Lawrence McCeney "Biff" Jones,
Nebraska, 1937-41 (1971)
Jerry Joy, Peru State,
1975-82 (1999)
A.J. Lewandowski, Nebraska,
1943-44 (1990)
Wendell Maupin, Hastings,
1971-89 (2004)
Thurlo McCrady, Hastings,
(1995)
Jack McIntire, Peru State,
1961-63, 1972-73 (1987)
Leo McKillip, Dana,
1985-92 (2011)
Tom McLaughlin, Hastings,
1949-63 (1982)
Darrell Morris, Nebraska-Kearney,
2000-14 (2022)
Spec Nelson, Midland Lutheran,
1937-42 (1993)
Al Papik, Doane,
1955-70 (1980)
Dr. Tom Osborne, Nebraska,
1973-97 (1998)
Paul Peterson, Dana,
1942-61 (1994)
E.N. Robinson, Nebraska,
1896-97 (1971)
Jim Ross, Nebraska (Assistant),
1962-76 (2005)

Carl Selmer, Nebraska (Assistant)
1962-72 (2020)
Brad Smith, Chadron State,
1987-2004 (2019)
E.O. "Jumbo" Stiehm, Nebraska,
1911-15 (1984)
Don Watchhorn, Midland Lutheran,
1971-91 (1989)
Al Wheeler, Peru State,
1938-63 (1983)
Fielding Yost, Nebraska,
1898 (1971)
Allen H. Zikmund, Kearney State,
1955-71 (1977)

President's Award

One of the most prestigious awards given by the Nebraska Football Hall of Fame, it is presented by the Executive Committee to deserving individuals for outstanding leadership and service to the University of Nebraska, the Nebraska Athletic Department and the Husker Football Program.

Dan Kelley
Clifford Hardin, 2010
Tom Osborne, 2014
Irv Veitzer, 2017

Clarence E. Swanson Memorial Award

Inaugurated by the Nebraska chapter in 1972 to honor a person "for outstanding contributions to the University of Nebraska and the Husker athletic department through personal service, personal support of athletic department programs and dedication to the Husker football program and intercollegiate athletics."

1972— Dr. Norman Carlson, Lincoln
1973— Phil Gerelick, Omaha
1974— Otto Baumann,
San Gabriel, Calif.
1975— Herman Dinklage, Wisner
1976— Irv Veitzer, Omaha
1977— York A. Hinman Jr.,
North Platte
1978— Emmett J. Junge, Lincoln
1979— Wally Provost, Omaha
1980— Lyell Bremser, Omaha
1981— M.G. "Mutt" Volz, Lincoln
1982— Jim Beltzer, Grand Island
1983— George Abel, Lincoln
1984— Robert Logsdon, Lincoln
1985— H.W. Monsky, Omaha
1986— Joseph Carroll, Lincoln
1987— Dean Kratz, Omaha
1988— Paul Schorr III, Lincoln
1989— D.B. "Woody" Varner,
Lincoln
1990— Dan Cook, Dallas, Texas
1991— Lee Sapp, Omaha
1992— Bob Devaney, Lincoln
1993— Charles C. Myers, Omaha
1994— Martin Massengale, Lincoln
1995— Milton Ebers, Fremont
1996— Richard Herman,
Los Angeles
1997— Don Bryant, Lincoln
1998— John Payne, Kearney
1999— Dr. John W. (Jack) Goebel,
Lincoln
2000— Howard Hawks, Omaha
2001— Harold and Marian Andersen,
Omaha
2002— Dale Jensen, Scottsdale, Ariz.
2003— Gates Minnick, Lincoln
2004— Kenneth Morrison, Hastings
2005— Russell and E. Louise Brehm,
Lincoln

2006--	Richard A. Robinson Family, Norfolk
2007--	Joe Silverman, Lincoln
2008--	Bill and Betty Cook, Beatrice
2009--	Walter and Suzanne Scott Family, Omaha
2010--	David and Peggy Sokol, Omaha
2011--	Jay and Kim Noddle, Omaha
2012--	Dan and Cara Whitney, Pawnee City
2013--	Ernie and Jan Thayer, Grand Island
2014--	Kim and Jill Wolfe, Columbus
2015--	Kelly and Virginia Holthus, York
2016--	Mike and Julie Jacobson, North Platte
2017--	Tom and Rhonda Peed, Lincoln
2018--	Bill and Ruth Scott, Omaha
2019--	Tom and Patty Hastings, Omaha
2020--	Duane and Phyllis Acklie Family, Lincoln
2021--	2020 winners recognized (Covid-19)
2022--	Marlene Ricketts, Omaha
2023--	Lauritzen Family, Omaha
2024--	Angie and Dan Muhleisen, Lincoln

Lyell Bremser Merit Award

Inaugurated by the Nebraska chapter in 1974, to honor a person "with a background of interest in and support of intercollegiate football, who has made a sizeable contribution to society through public service and/or self sacrifice."

1974--	Lloyd Grimm, Omaha
1975--	Gregg McBride, Omaha Charles S. "Cy" Sherman, Lincoln
1976--	Frederick Ware, Omaha Ralph Beechner, Lincoln Maurice "Skip" Palrang, Omaha Jim Ross, Lincoln
1977--	Floyd Bottorff, Lincoln
1978--	Paul Schneider, Lincoln
1979--	Ursala Walsh, Lincoln
1980--	John K. Selleck, Lincoln; Charles Washington, Omaha Burton Newton, Lincoln
1981--	Helen Ruth Wagner, Lincoln
1982--	James S. Pittenger, Lincoln
1983--	Don Bryant, Lincoln
1984--	George F. Sullivan, Lincoln
1985--	Dr. Paul Goetowski, Lincoln
1986--	Dr. Pat Clare, Lincoln
1987--	Gail Gade, Lincoln
1988--	Mike Corgan, Lincoln
1989--	Bill Shepard, Lincoln
1990--	Bob Billings, Omaha
1991--	Dr. Samuel Fuenning, Lincoln
1992--	Jack Payne, Omaha
1993--	Boyd Epley, Lincoln
1994--	John Melton, Lincoln
1995--	Al Papi, Lincoln
1996--	Tom Allan, Omaha
1997--	Dr. Walter Reiss, California
1998--	Dr. Raymond Peterson, California
1999--	Ruth Michalecki, Lincoln
2000--	John Hay, Sacramento, Calif.
2001--	Jerry Weber, Lincoln
2002--	Gary Fouraker, Lincoln
2003--	Dr. Barbara Hibner, Lincoln
2004--	Charlie McBride, Fountain Hills, Ariz.
2005--	Milt Tenopir, Lincoln, Neb.

2006--	Irv Veitzer, Omaha, Neb.
2007--	George Darlington, Lincoln, Neb.
2008--	Dan Young, Lincoln
2009--	Cletus, Kenneth, Rex and Pat Fischer and Families
2010--	Jon and Joyanne Van Bloom, Lincoln
2011--	Bruce and Darla Evertson, Kimball
2012--	Ron and Jeanie Carson, Omaha
2013--	Tom and Mary Hansen, Papillion
2014--	Dan and Lisa Koch, Elkhorn
2015--	Byron and Olinda Boslau, Lincoln
2016--	Dr. Tom and Nancy Heiser, Lincoln
2017--	Chris Anderson, Lincoln
2018--	Pat Logsdon, Lincoln
2019--	Jim and Mary Abel, Lincoln
2020--	Butch Hug, Lincoln
2021--	Shot Kleen, Lincoln
2022--	Jim and Suzanne Pillen, Columbus
2023--	2020 winners recognized (Covid-19)
2024--	Dr. Lonnie Albers, Lincoln
	Mike Arthur, Lincoln
	Jim and Sharri Baldanado, Elwood
	Joe Selig, Lincoln

Nebraska Chapter, Scholarship Winners

1973--	Mike Beren, Nebraska
1974--	Jeff Hill, Nebraska
1975--	Mike O'Holleran, Nebraska
1976--	Dan Anderson, Nebraska
1977--	Marvin Beck, UNO
1978--	Mike Coyle, Nebraska
1979--	John Thomsen, UNO
1980--	Carl Anderson III, UNO
1981--	Duane Fritz, Chadron State
1982--	Ted Harvey, Nebraska
1983--	Steve Bates, Kearney State
1984--	Jim Pillen, Nebraska
1985--	Bill Weidner, Hastings
1986--	Jeff Finn, Nebraska
1987--	Mark Christensen, Doane
1988--	Ric Lindquist, Nebraska
1989--	Mike Mandelko, Nebraska
1990--	Greg Havelka, UNO
1991--	Mike Tranmer, Nebraska
1992--	Charles Mitchell, Chadron State
1993--	Kirk Hutton, UNO
1994--	Scott Strasburger, Nebraska
1995--	Jerry Kripal, UNO
1996--	Chris Carr, Nebraska
1997--	Paul LaFond, UNO
1998--	none
1999--	Tom Welter, Nebraska
2000--	Bill Bobbora, Nebraska
2001--	John Baumann, Doane
2002--	James Gallentine, Hastings
2003--	Matt Korte, Concordia
2004--	Dan Sellon, UNO
2005--	George Achola, Nebraska
2006--	Curtis Fox, Nebraska Wesleyan
2007--	Mark Fritch, Peru State
2008--	John McMillen, Nebraska
2009--	Troy Branch, Nebraska
2010--	Ryan Buckley, Hastings
2011--	Stephen Gaines, Peru State
2012--	Kevin Christiansen, Nebraska Wesleyan
2013--	W. LaMont Rainey, Wayne State
2014--	Matt Shaw, Nebraska
2015--	Steve Volin, Nebraska
2016--	David Seizys, Nebraska
2017--	Scott Reynolds, Hastings
2018--	Chad Wiesler, Doane
2019--	Monte Christo, Nebraska
2020--	Larry Brown, UNO

2000--	Adam Julch, Nebraska
2001--	Andy Stine, UNO
2002--	Wayne Webster, Doane
2003--	Mark Pentico, Doane
2004--	Jake McKee, Nebraska
2005--	Chad Geiger, UNO
2006--	Mike Muma, UNK
2007--	Will Dabbert, Nebraska
2008--	Justin Stark, Doane
2009--	Curt Tomasevich, Nebraska
2010--	Tim Clemenger, Peru State
2011--	Dusty Keiser, Nebraska
2012--	Randall Hopkins, UNO
2013--	Blake Tiedtke, Nebraska
2014--	Dane Todd, Nebraska
2015--	Greg Wilmes, Dana College
2016--	Nick Baldetti, Wayne State

Orange Bowl Hall of Fame

Jerry Tagge (1969-71, 1989*)
Rich Glover (1970-72, 1990*)
Bob Brown (1961-63, 1994*)
Mike Rozier (1981-83, 1995*)
Johnny Rodgers (1970-72, 1996*)
Dave Rimmington (1980-83, 2010*)
Irving Fryar (1981-83, 2001*)
Tommie Frazier (1992-95, 2002*)
Turner Gill (1981-83, 2006*)
Ahman Green (1995-97, 2014*)
Barry Alvarez (1965-67, 2016*)
Scott Frost (1995-97, 2018*)
Grant Wistrom (1994-97, 2022*)
Coach Bob Devaney (1962-72, 1976*)
Coach Tom Osborne (1973-1997, 1991*)

**year of induction*

Fiesta Bowl 50th Anniversary Team (Named in 2020)

Tommie Frazier (1996)
Tom Osborne (1975, 1986, 1988, 1990, 1996)
Lawrence Phillips (1996)

Sugar Bowl Hall of Fame

Tony Davis (1972-74, 2021*)

Nebraska NFL Draftees

Year-- Round--Player, Position, Team

1936-- 3rd--Bernie Scherer, E, Green Bay
 1937-- 1st--Sam Francis, B, Philadelphia (3)
 1st--Lloyd Cardwell, B, Detroit
 1st--Les McDonald, E, Chicago
 1938-- 5th--Fred Shirey, T, Philadelphia (4)
 6th--Elmer Dohrmann, E, Washington
 8th--Ted Doyle, T, New York Giants
 9th--Johnny Howell, B, Green Bay
 1939-- 3rd--Charley Brock, C, Green Bay (3)
 9th--Bill Callihan, B, Detroit
 9th--Bob Mills, T, New York Giants
 1940-- 8th--George Seeman, E, Green Bay
 1941-- 3rd--Harry Hopp, B, Detroit (6)
 4th--Walt Luther, B, Cleveland
 5th--Royal Kahler, T, Philadelphia
 6th--Herman Rohrig, B, Green Bay
 7th--Ray Prochaska, E, Cleveland
 16th--Warren Alfson, G, Brooklyn
 1942-- 5th--Vike Francis, B, Brooklyn (3)
 16th--George Abel, G, Chicago
 17th--Fred Preston, E, Green Bay
 1943-- 10th--Vic Schleich, T, Brooklyn (2)
 12th--Al Zikmund, B, Chicago
 1944-- 15th--Bert Gissler, E, Green Bay (3)
 25th--Howard Debus, B, Boston
 27th--Al Grubaugh, T, Green Bay
 1945-- 13th--Wally Hopp, B, Detroit (2)
 18th--Frank Hazard, G, Green Bay
 1946-- (none selected)
 1947-- 10th--Carl Samuelson, T, LA Rams
 1948-- 23rd--John Pesek, E, LA Rams (2)
 32nd--Tom Novak, C, Philadelphia
 1949-- 23rd--Cletus Fischer, B, NY Giants
 1950-- 4th--Tom Novak, C, Chicago (2)
 26th--Charley Toogood, T, Cleveland
 1951-- 3rd--Charley Toogood, T, LA Rams (2)
 4th--Fran Nagle, B, Philadelphia
 1952-- 14th--Frank Simons, E, San Francisco
 1953-- 4th--Don Boll, G, Washington (3)
 7th--Bobby Reynolds, B, LA Rams
 9th--Ed Husmann, G, Chicago Cardinals
 1954-- 3rd--Ted Connor, T, Philadelphia (3)
 9th--Jerry Minnick, G/T, Washington
 14th--Ray Novak, B, Detroit
 1955-- 5th--Don Glantz, T, Washington (4)
 11th--Ron Clark, B, Green Bay
 15th--Bob Smith, B, Cleveland
 24th--Charles Bryant, G, Green Bay
 1956-- (none selected)
 1957-- 18th--Clarence Cook, E, Los Angeles (2)
 18th--LaVerne Torczon, G, Cleveland
 1958-- (none selected)
 1959-- (none selected)
 1960-- (none selected)
 1961-- 4th--Ron McDole, T, St. Louis (2)
 17th--Pat Fischer, B, St. Louis
 1962-- (none selected)
 1963-- 3rd--Dennis Claridge, B, Green Bay (future)
 (3)
 5th--Bill Thornton, B, St. Louis
 11th--Dave Theisen, B, LA Rams (future)
 1964-- 1st--Bob Brown, G, Philadelphia (9)
 1st--Lloyd Voss, T, Green Bay
 5th--Rudy Johnson, B, San Francisco
 5th--John Kirby, LB, Minnesota
 9th--Willie Ross, B, St. Louis
 15th--Monte Kiffin, T, Minnesota
 9th--Larry Kramer, T, Baltimore (future)
 18th--Robert Jones, G, Washington
 20th--Bob Hohn, HB, LA Rams (future)

1965-- 3rd--Kent McCloughan, B, Washington (3)
 12th--John Strohmeyer, T, Washington (future)
 19th--Preston Love, B, Detroit
 1966-- 2nd--Walt Barnes, T, Washington (8)
 3rd--Tony Jeter, E, Green Bay
 3rd--Bob Pickens, OT, Chicago (future)
 12th--Dick Czap, OT, Cleveland (future)
 13th--James Brown, G, St. Louis
 16th--Lynn Senkbeil, LB, Chicago (future)
 19th--Dick Fitzgerald, T, San Francisco (future)
 1967-- 3rd--Harry Wilson, HB, Philadelphia (5)
 4th--Carel Stith, OT, Houston
 9th--Ron Kirkland, HB, Baltimore
 10th--Pete Tatman, FB, Minnesota
 13th--Kaye Carstens, DB, Chicago
 1968-- 4th--Wayne Meylan, LB, Cleveland (3)
 5th--Ben Gregory, RB, Buffalo
 7th--Bob Taucher, OT, Dallas
 1969-- 7th--James Hawkins, DB, LA Rams (2)
 12th--Dick Davis, RB, Cleveland
 1970-- 7th--Jim McFarland, TE, St. Louis (8)
 7th--Ken Geddes, LB, Detroit
 8th--Dana Stephenson, DB, Chicago
 8th--Mike Wynn, DE/DT, Oakland
 10th--Frank Patrick, TE, Green Bay
 15th--Bob Liggett, DT, Kansas City
 16th--Mike Green, RB, San Diego
 17th--Glenn Patterson, C, Dallas
 1971-- 2nd--Joe Orduna, RB, San Francisco (4)
 3rd--Bob Newton, OT, Chicago
 8th--Paul Rogers, K, Pittsburgh
 11th--Dan Schneiss, TE, New England
 1972-- 1st--Jerry Tagge, QB, Green Bay (6)
 1st--Jeff Kinney, RB, Kansas City
 1st--Larry Jacobson, DT, NY Giants
 5th--Carl Johnson, OT, New Orleans
 8th--Van Brownson, QB, Baltimore
 10th--Keith Wortman, OG, Green Bay
 1973-- 1st--Johnny Rodgers, WR, San Diego (10)
 2nd--Willie Harper, LB, San Francisco
 2nd--Monte Johnson, DT, Oakland
 3rd--Bill Olds, RB, Baltimore
 3rd--Rich Glover, DT, NY Giants
 5th--Doug Dumlcr, C, New England
 8th--Joe Blahak, DB, Houston
 8th--Bill Janssen, OT, Pittsburgh
 10th--Dave Mason, DB, Minnesota
 11th--Jerry List, RB, Oakland
 1974-- 1st--John Dutton, DT, Baltimore (7)
 4th--Steve Manstedt, DE, Houston
 6th--Daryl White, OT, Cincinnati
 6th--Maury Damkroger, RB, New England
 8th--Frosty Anderson, WR, New Orleans
 9th--Bob Wolfe, OT, Miami
 13th--Ralph Powell, RB, Atlanta
 1975-- 1st--Tom Ruud, LB, Buffalo (12)
 2nd--Bob Nelson, LB, Buffalo
 4th--John Starkebaum, LB, New Orleans
 5th--Dave Humm, QB, Oakland
 6th--Don Westbrook, WR, Baltimore
 6th--Mark Doak, OT, Washington
 6th--Tom Alward, OG, NY Jets
 6th--Marvin Crenshaw, OT, Pittsburgh
 11th--Ardell Johnson, DB, Washington
 14th--Ritch Bahe, WR, St. Louis
 16th--Dennis Pavelka, OT, Washington
 17th--Stan Hegener, OG, Pittsburgh
 1976-- 3rd--Rik Bonness, LB, Oakland (11)
 4th--Tony Davis, RB, Cincinnati
 4th--Wonder Monds, DB, Pittsburgh
 6th--Bob Martin, LB, NY Jets
 8th--Jim Burrow, DB, Green Bay

11th--Dean Gissler, DT, Washington
 12th--John O'Leary, RB, Chicago
 13th--Brad Jenkins, TE, Tampa Bay
 13th--John Lee, DT, San Diego
 14th--Larry MUSHINSKI, TE, Dallas
 16th--Rich Costanzo, OG, Dallas
 1977-- 2nd--Mike Fultz, DT, New Orleans (6)
 4th--Vince Ferragamo, QB, LA Rams
 5th--Ray Phillips, LB, Cincinnati
 6th--Ron Pruitt, DE, Buffalo
 7th--Bob Lingenfelter, OT, Cleveland
 11th--Dave Butterfield, DB, NY Jets
 1978-- 2nd--Brett Moritz, OG, Tampa Bay (8)
 3rd--Stan Waldemore, OT, Atlanta
 4th--Dodie Donnell, RB, NY Jets
 5th--Ken Spaeth, TE, Buffalo
 6th--Tom Davis, C, Oakland
 7th--Mark Dufresne, TE, Pittsburgh
 7th--Monte Anthony, RB, Baltimore
 10th--George Jorgensen, OG, NY Giants
 1979-- 1st--George Andrews, LB, LA Rams (8)
 1st--Kelvin Clark, OT, Denver
 3rd--Barney Cotton, OG, Cincinnati
 3rd--Rick Berns, RB, Tampa Bay
 6th--Steve Lindquist, OG, Miami
 7th--Lee Kunz, LB, Chicago
 10th--Frank Lockett, WR, Green Bay
 11th--Randy Poeschl, DE, Cleveland
 1980-- 1st--Junior Miller, TE, Atlanta (10)
 3rd--Tim Smith, WR, Houston
 3rd--Rod Horn, DT, Cincinnati
 3rd--Bill Barnett, DT, Miami
 4th--I.M. Hipp, RB, Atlanta
 5th--Dan Pensick, DT, Kansas City
 7th--John Havekost, OG, Denver
 9th--Kelly Saalfeld, C, Green Bay
 10th--Mark Goodspeed, OT, Miami
 10th--Kenny Brown, WR, Minnesota
 1981-- 2nd--Russell Gary, DB, New Orleans (7)
 2nd--Andra Franklin, RB, Miami
 2nd--Janis Redwine, RB, Minnesota
 4th--Derrie Nelson, LB, Dallas
 9th--John Noonan, WR, Miami
 9th--Randy Schleusener, OG, Cleveland
 12th--Joe Adams, OG, St. Louis
 1982-- 1st--Jimmy Williams, LB, Detroit (5)
 3rd--Rodney Lewis, DB, New Orleans
 7th--Henry Waechter, DT, Chicago
 7th--Phil Bates, RB, Detroit
 12th--Tom Carlstrom, OG, NY Jets
 1983-- 1st--Dave Rimationg, C, Cincinnati (7)
 2nd--Roger Craig, RB, San Francisco
 3rd--Jamie Williams, TE, NY Giants
 6th--Dodd Brown, WR, Detroit
 10th--Jeff Merrell, NT, San Francisco
 10th--Toby Williams, DE, New England
 10th--Bruce Mathison, QB, San Diego
 1984 regular phase--
 (3)
 1st--Irving Fryar, WR, New England
 1st--Dean Steinkuhler, OT, Houston
 6th--Scott Raridon, OT, Philadelphia
 1984 supplemental phase--
 (3)
 1st--Mike Rozier, RB, Houston
 3rd--Turner Gill, QB, NY Jets
 3rd--Mark Schellen, RB, San Francisco
 1985-- 2nd--Mark Traynowicz, C, Buffalo (6)
 2nd--Mark Behning, OT, Pittsburgh
 7th--Bret Clark, DB, LA Raiders
 9th--Scott Strasburger, LB, Dallas
 10th--Jeff Smith, RB, Kansas City
 12th--Shane Swanson, WR, Cleveland
 1986-- 3rd--Tom Rathman, FB, San Francisco (4)
 3rd--Jim Skow, DE, Cincinnati
 7th--Paul Miles, RB, Seattle
 7th--Bill Lewis, C, LA Raiders
 1st--Danny Noonan, DT, Dallas
 1987-- 2nd--Brian Davis, CB, Washington (4)

	4th--Marc Munford, LB, Denver		2000--2nd--Mike Brown, ROV, Chicago		2011--1st--Prince Amukamara, DB, NY Giants
	9th--Stan Parker, OG, NY Giants		(3) 3rd--Steve Warren, DT, Green Bay		(7) 4th--Roy Helu Jr., RB, Washington
1988--	1st--Neil Smith, DT, Kansas City		5th--Ralph Brown, CB, NY Giants		4th--Alex Henery, PK/P, Philadelphia
(7)	4th--Tim Rother, DE, LA Raiders		2nd--Kyle Vanden Bosch, RE, Arizona		5th--DeJon Gomes, DB, Washington
	6th--Keith Jones, RB, LA Rams		(7) 2nd--Dominic Raiola, C, Detroit		6th--Niles Paul, WR, Washington
	8th--Keith Neubert, TE, NY Jets		4th--Carlos Polk, LB, San Diego		6th--Keith Williams, OL, Pittsburgh
	10th--Brian Washington, DB, Cleveland		4th--Correll Buckhalter, RB, Philadelphia		7th--Eric Hagg, DB, Cleveland
	11th--Hendley Hawkins, WR, Cleveland		5th--Russ Hochstetler, OG, Tampa Bay		2012--2nd--Lavonte David, LB, Tampa Bay
	11th--Steve Forch, LB, Chicago		6th--Bobby Newcombe, RB, Arizona	(4)	4th--Jared Crick, DT, Houston
1989--	1st--Broderick Thomas, LB, Tampa Bay		6th--Dan Alexander, RB, Tennessee		7th--Alfonzo Dennard, DB, New England
(7)	5th--Lawrence Pete, NT, Detroit		2002--2nd--Toniu Fonoti, OG, San Diego		7th--Marcel Jones, OT, New Orleans
	8th--Dana Brinson, WR, San Diego		(4) 3rd--Eric Crouch, WR, St. Louis		2013--6th--Rex Burkhead, RB, Cincinnati
	9th--Tim Jackson, DB, Dallas		4th--Keyuo Craver, CB, New Orleans	(2)	7th--Daimon Stafford, SS, Tennessee
	10th--Todd Millikan, TE, Chicago		7th--Tracey Wistrom, TE, Tampa Bay		2014--2nd--Stanley Jean-Baptiste, CB, New Orleans
	11th--Willie Griffin, DT, Tampa Bay		2003--2nd--Chris Kelsay, RE, Buffalo	(3)	3rd--Spencer Long, OL, Washington
	12th--Steve Taylor, QB, Indianapolis		(4) 4th--DeJuan Groce, CB, St. Louis		6th--Quincy Enunwa, WR, NY Jets
1990--	3rd--Jeff Mills, LB, San Diego		7th--Josh Brown, PK, Seattle		2015--2nd--Ameer Abdullah, IB, Detroit
(5)	6th--Kent Wells, DT, Washington		7th--Scott Shanle, LB, St. Louis	(3)	2nd--Randby Gregory, DE, Dallas
	8th--Ken Clark, RB, Indianapolis		2004--4th--Demorrio Williams, LB, Atlanta		5th--Kenny Bell, WR, Tampa Bay
	8th--Gerry Gdowski, QB, New Orleans		(5) 6th--Jammal Lord, S, Houston		2016--3rd--Maliek Collins, DT, Dallas
	12th--Richard Bell, RB, Pittsburgh		6th--Josh Sewell, C, Denver	(4)	3rd--Vincent Valentine, DT, New England
1991--	1st--Bruce Pickens, DB, Atlanta		7th--Ryon Bingham, DT, San Diego		4th--Alex Lewis, OL, Baltimore
(6)	1st--Mike Croel, LB, Denver		7th--Trevor Johnson, DE, NY Jets		6th--Andy Janovich, FB, Denver
	8th--Kenny Walker, DT, Denver		2005--1st--Fabian Washington, CB, Oakland		2017--5th--Nathan Gerry, S, Philadelphia
	8th--Pat Tyrance, LB, LA Rams		(4) 2nd--Barrett Ruud, LB, Tampa Bay		2018--6th--Tanner Lee, QB, Jacksonville
	9th--Tahaun Lewis, DB, LA Raiders		2nd--Josh Bullocks, S, New Orleans		2019--(none selected)
	11th--Joe Sims, DT, Atlanta		3rd--Richie Incognito, OL, St. Louis		2020--6th--Khail Davis, DL, Tampa Bay
1992--	1st--Johnny Mitchell, TE, NY Jets		2006--2nd--Daniel Bullocks, S, Detroit		(2) 7th--Carlos Davis, Pittsburgh
(7)	3rd--Tyrone Legette, CB, New Orleans		(4) 6th--Sam Koch, P, Baltimore		2021--5th--Brenden Jaimes, OL,
	6th--Nate Turner, TE, Buffalo		6th--Le Kevin Smith, DT, New England	(2)	Los Angeles Chargers
	7th--Jon Bostick, SE, Denver		7th--Titus Adams, DT, NY Jets		7th--Matt Farniok, OL, Dallas
	7th--Curtis Cotton, CB, LA Raiders		2007--1st--Adam Carriker, DE, St. Louis		2022--6th--Trey Palmer, WR, Tampa Bay
	11th--Mike Petko, LB, New England		(4) 2nd--Brandon Jackson, IB, Green Bay	(2)	6th--Ochaun Mathis, DE,
	12th--Keithen McCant, QB, Cleveland		3rd--Stewart Bradley, LB, Philadelphia		Los Angeles Rams
1993--	2nd--John Parrella, DT, Buffalo		4th--Jay Moore, DE, San Francisco	2023--	(none selected)
(6)	3rd--Will Shields, OG, Kansas City		5th--Zackary Bowman, CB, Chicago		
	4th--Derek Brown, RB, New Orleans		(3) 5th--Carl Nicks, OL, New Orleans		
	5th--Tyrone Hughes, SE/DB, New Orleans		6th--Bo Ruud, LB, New England		
	7th--Travis Hill, OLB, Cleveland		2009--5th--Cody Glenn, LB, Washington		
	7th--Lance Lewis, FB, Indianapolis		(3) 6th--Matt Slauson, OL, NY Jets		
1994--	1st--Trev Alberts, OLB, Indianapolis		7th--Lydon Murtha, OL, Detroit		
(5)	2nd--Toby Wright, ROV, LA Rams		2010--1st--Ndamukong Suh, DT, Detroit		
	3rd--Calvin Jones, RB, LA Raiders		(3) 4th--Phillip Dillard, LB, NY Giants		
	4th--John Reece, FS, Arizona		5th--Larry Asante, S, Cleveland		
	7th--Lance Lundberg, OT, New Orleans				
1995--	2nd--Zach Wiegert, OT, St. Louis				
(7)	3rd--Brenden Stai, OG, Pittsburgh				
	3rd--Troy Dumas, LB, Kansas City				
	4th--Rob Zatechka, OT, NY Giants				
	4th--Donta Jones, OLB, Pittsburgh				
	6th--Cory Schlesinger, FB, Detroit				
	6th--Barron Miles, CB, Pittsburgh				
1996--	1st--Lawrence Phillips, RB, St. Louis				
(6)	3rd--Tyrone Williams, CB, Green Bay				
	4th--Aaron Graham, C, Arizona				
	5th--Christian Peter, DT, New England				
	6th--Doug Colman, LB, NY Giants				
	6th--Tony Veland, FS, Denver				
1997--	1st--Michael Booker, CB, Atlanta				
(8)	2nd--Jared Tomich, DE, New Orleans				
	2nd--Mike Minter, S, Carolina				
	3rd--Adam Treu, OT, Oakland				
	4th--Chris Dishman, OT, Arizona				
	5th--Jamel Williams, LB, Washington				
	5th--Eric Stokes, FS, Seattle				
	7th--Jon Hesse, LB, Jacksonville				
1998--	1st--Grant Wistrom, DE, St. Louis				
(6)	1st--Jason Peter, DT, Carolina				
	3rd--Scott Frost, QB, NY Jets				
	3rd--Ahman Green, RB, Seattle				
	7th--Aaron Taylor, OG, Indianapolis				
	7th--Eric Warfield, DB, Kansas City				
1999--	2nd--Mike Rucker, RE, Carolina				
(7)	4th--Joel Makovicka, RB, Arizona				
	4th--Jason Wiltz, DL, NY Jets				
	5th--Jay Foreman, LB, Buffalo				
	7th--Chad Kelsay, LB, Pittsburgh				
	7th--Kris Brown, PK, Pittsburgh				
	7th--Sheldon Jackson, TE, Buffalo				

Huskers Drafted in the First Round

Year	Player	Pos.	Team	Pick
1937	Sam Francis*	FB	Philadelphia	1st
1937	Lloyd Cardwell	HB	Detroit	7th
1937	Les McDonald	End	Chicago	8th
1964	Bob Brown	Guard	Philadelphia	2nd
1964	Lloyd Voss	Tackle	Green Bay	13th
1972	Jeff Kinney	HB	Kansas City	23rd
1972	Jerry Tagge	QB	Green Bay	11th
1972	Larry Jacobson	Tackle	New York	24th
1973	Johnny Rodgers	HB	San Diego	25th
1974	John Dutton	Tackle	Baltimore	5th
1975	Tom Ruud	LB	Buffalo	19th
1979	George Andrews	LB	L.A. Rams	19th
1979	Kelvin Clark	Tackle	Denver	22nd
1980	Junior Miller	TE	Atlanta	7th
1982	Jimmy Williams	LB	Detroit	15th
1983	Dave Rimington	Center	Cincinnati	25th
1984	Irving Fryar*	WR	New England	1st
1984	Dean Steinkuhler	Guard	Houston	2nd
1984	Mike Rozier**	RB	Houston	1st
1987	Danny Noonan	MG	Dallas	12th
1988	Neil Smith	DT	Kansas City	2nd
1989	Broderick Thomas	OLB	Tampa Bay	6th
1991	Bruce Pickens	DB	Atlanta	3rd
1991	Mike Croel	OLB	Denver	4th
1992	Johnny Mitchell	TE	N.Y. Jets	15th
1994	Trev Alberts	OLB	Indianapolis	5th
1996	Lawrence Phillips	RB	St. Louis	6th
1997	Michael Booker	CB	Atlanta	11th
1998	Grant Wistrom	RE	St. Louis	6th
1998	Jason Peter	DT	Carolina	14th
2005	Fabian Washington	CB	Oakland	23rd
2007	Adam Carriker	DE	St. Louis	13th
2010	Ndamukong Suh	DT	Detroit	2nd
2011	Prince Amukamara	DB	N.Y. Giants	19th

*First player chosen. **Chosen in supplemental draft.

Huskers in Pro Football

A-E

- Abdullah, Amer--
 Detroit Lions (NFL), 1915-16-17
 Minnesota Vikings (NFL), 2018-19-20
 Carolina Panthers, 2021
 Las Vegas Raiders, 2022-23
 Adams, Demoin--
 Edmonton Eskimos (CFL), 2004
 Adams, Titus--
 New York Giants, 2006
 New England Patriots, 2009
 Cleveland Browns, 2009-10
 Adduci, Nick--
 Washington Redskins, 1954-55
 Akinmoladun, Freedom--
 Cincinnati Bengals, 2019-20
 New York Jets, 2021
 Alberts, Trev--
 Indianapolis Colts, 1994-95-96
 Allen, Austin--
 New York Giants, 2022
 Green Bay Packers, 2022-23
 Arlington Renegades (UFL), 2024
 Alexander, Dan--
 Tennessee Titans, 2001
 Jacksonville Jaguars, 2002
 Alfson, Warren--
 Brooklyn Dodgers, 1941
 Alward, Tom--
 Birmingham Vulcans (WFL), 1975
 Tampa Bay Buccaneers, 1976
 Amos, Willie--
 Winnipeg Blue Bombers (CFL), 2008
 Edmonton Eskimos (CFL), 2009-10
 Amukamara, Prince--
 New York Giants, 2011-12-13-14-15
 Jacksonville Jaguars, 2016
 Chicago Bears, 2017-18-19
 Las Vegas Raiders, 2020
 Arizona Cardinals, 2020
 New Orleans Saints, 2021
 Anderson, Eric--
 Amsterdam (NFL Europe), 1998-99
 Anderson, Mike--
 Amsterdam (World League), 1995
 Anderson, Zaire--
 Denver Broncos, 2015-16-17
 Andrews, George--
 Los Angeles Rams, 1979-80-81-82-83-84-85
 Ankrah, Jason--
 Houston Texans, 2014
 Tennessee Titans, 2015
 Anthony, Monte--
 Baltimore Colts, 1978
 Asante, Larry--
 Tampa Bay Buccaneers, 2010-11
 Indianapolis Colts, 2013
 Oakland Raiders, 2014-15
 Ashburn, Cliff--
 New York Giants, 1929
 Chicago Bears, 1930
 Barnes, Walt--
 Washington Redskins, 1966-67-68-69-70-71
 Denver Broncos, 1973
 Barnett, Bill--
 Miami Dolphins, 1980-81-82-83-84-85
 Bassett, Henry--
 Kansas City Cowboys, 1924
 Behning, Mark--
 Pittsburgh Steelers, 1985-86
 Bell, Kenny--
 Tampa Bay Buccaneers, 2015
 Baltimore Ravens, 2016-17
 Bell, Richard--
 Pittsburgh Steelers, 1990
 Berns, Rick--
 Tampa Bay Buccaneers, 1979-80
 Los Angeles Raiders, 1982-83
 Berquist, Joy--
 Kansas City Cowboys, 1924-26
 Chicago Cardinals, 1927
 Bingham, Ryon--
 San Diego Chargers, 2004-05-06-07-08-09
- Blahak, Joe--
 Houston Oilers, 1973
 Minnesota Vikings, 1974-75
 New England Patriots, 1976
 Minnesota Vikings, 1977
 Blankenship, Brian--
 Pittsburgh Steelers, 1987-89-90-91
 Bloodgood, Elbert--
 Kansas City Cowboys, 1925-26
 Cleveland Bulldogs, 1927
 New York Giants, 1928
 Green Bay Packers, 1930
 Boll, Don--
 Washington Redskins, 1953-54-55-56-57-58-59
 New York Giants, 1960
 Bonness, Rik--
 Oakland Raiders, 1976
 Tampa Bay Buccaneers, 1977-78-79-80
 Booker, Michael--
 Atlanta Falcons, 1997-98-99
 Tennessee Titans, 2000-01
 Bootle, Dicaprio--
 Kansas City Chiefs, 2021-22
 Carolina Panthers, 2023
 Bowman, Zackary--
 Chicago Bears, 2008-09-10-11-12-13
 New York Giants, 2014
 Miami Dolphins, 2015
 Bradley, Stewart--
 Philadelphia Eagles, 2007-08-09-10
 Arizona Cardinals, 2011-12
 Denver Broncos, 2013
 Brinson, Dana--
 San Diego Chargers, 1989
 London Monarchs (WLAFL), 1991
 Bristow, George--
 Providence Steamrollers, 1925
 Broadstone, Marion--
 New York Giants, 1931
 Brock, Charles--
 Green Bay Packers, 1939-40-41-42-43-44-45-46-47
 Brown, Bob--
 Philadelphia Eagles, 1964-65-66-67-68
 Los Angeles Rams, 1969-70
 Oakland Raiders, 1971-72-73
 Brown, Derek--
 New Orleans Saints, 1993-94-95-96-97
 Brown, Josh--
 Seattle Seahawks, 2003-04-05-06-07
 St. Louis Rams, 2008-09-10-11
 Cincinnati Bengals, 2012
 New York Giants, 2013-14-15-16
 Brown, Kris--
 Pittsburgh Steelers, 1999-00-01
 Houston Texans, 2002-03-04-05-06-07-08-09
 Dallas Cowboys, 2010
 San Diego Chargers, 2010
 Brown, Mike--
 Chicago Bears, 2000-01-02-03-04-05-06-07-08
 Kansas City Chiefs, 2009
 Brown, Omar--
 Denver Broncos, 2024
 Brown, Ralph--
 New York Giants, 2000-01-02-03
 Minnesota Vikings, 2004-05
 Cleveland Browns, 2006
 Arizona Cardinals, 2007-08-09
 Brown, Todd--
 New York Jets, 1964
 San Francisco 49ers, 1964-65
 Brown, Todd--
 Montreal Concordes (CFL), 1983-84
 Saskatchewan Roughriders (CFL), 1987-88
 Winnipeg Blue Bombers (CFL), 1988
 Buchanan, Pete--
 Toronto Argonauts (CFL), 1989
 Hamilton Tiger-Cats (CFL), 1990
 Buckhalter, Correll--
 Philadelphia Eagles, 2001-02-03-04-05-06-07-08
 Denver Broncos, 2009-10
- Bullocks, Daniel--
 Detroit Lions, 2006-07-08-09
 Bullocks, Josh--
 New Orleans Saints, 2005-06-07-08
 Chicago Bears, 2009-10
 Burkhead, Rex--
 Cincinnati Bengals, 2013-14-15-16
 New England Patriots, 2017-18-19-20
 Houston Texans, 2021-22
 Burns, Ed--
 New Orleans Saints, 1978-79
 Burrow, Jim--
 Green Bay Packers, 1976
 Montreal Alouettes (CFL), 1977-78-79
 Calgary Stampeders (CFL), 1980
 Ottawa Rough Riders (CFL), 1981
 Byler, Joe--
 New York Giants, 1946
 Callihan, Bill--
 Detroit Lions, 1940-45
 Cardwell, Lloyd--
 Detroit Lions, 1937-38-39-40-41-42-43
 Carriker, Adam--
 St. Louis Rams, 2007-08-09
 Washington Redskins, 2010-11-12-13
 Carter, Cethan--
 Cincinnati Bengals, 2017-18-19-20
 Miami Dolphins, 2021-22
 Chamberlin, Guy--
 Decatur Staleys, 1920
 Chicago Staleys, 1921
 Canton Bulldogs, 1922-23
 Cleveland Bulldogs, 1924
 Frankford Yellowjackets, 1925-26
 Chicago Cardinals, 1927
 Chorney, Terris--
 Edmonton Eskimos (CFL), 1993-94
 Claridge, Dennis--
 Green Bay Packers, 1964-65
 Atlanta Falcons, 1966
 Clark, Bret--
 Tampa Bay Bandits (USFL), 1985
 Atlanta Falcons, 1986-87-88
 Clark, Kelvin--
 Denver Broncos, 1979-80-81
 New Orleans Saints, 1982-83-84-85
 Clark, Ken--
 Indianapolis Colts, 1990-91
 Collins, Malik--
 Dallas Cowboys, 2016-17-18-19
 Las Vegas Raiders, 2020
 Houston Texans, 2021-22-23
 San Francisco 49ers, 2024
 Colman, Doug--
 New York Giants, 1996-97-98
 Tennessee Titans, 1999
 Oakland Raiders, 2000
 Compton, Will--
 Washington Redskins, 2013-14-15-16-17
 Tennessee Titans, 2018
 Oakland Raiders, 2019
 Tennessee Titans, 2020
 Las Vegas Raiders, 2021
 Connor, Ted--
 Toronto Argonauts (CFL), 1954
 Hamilton Tiger-Cats (CFL), 1955
 Cooper, Reggie--
 Dallas Cowboys, 1991
 Cotton, Barney--
 Cincinnati Bengals, 1979
 St. Louis Cardinals, 1980-81-82
 Craig, Roger--
 San Francisco 49ers, 1983-84-85-86-87-88-89-90
 Los Angeles Raiders, 1991
 Minnesota Vikings, 1992-93
 Craver, Keyuo--
 New Orleans Saints, 2002-03-04
 Edmonton Eskimos (CFL), 2005-06
 Winnipeg Blue Bombers (CFL), 2009-10
 Crick, Jared--
 Houston Texans, 2012-13-14-15
 Denver Broncos, 2016-17

Croel, Mike--
 Denver Broncos, 1991-92-93-94
 New York Giants, 1995
 Baltimore Ravens, 1996
 Seattle Seahawks, 1998
 Crouch, Eric--
 Hamburg Sea Devils (NFL Europe), 2005
 Toronto Argonauts (CFL), 2006-07
 Damkroger, Maury--
 New England Patriots, 1974-75
 Daniels, Damion--
 Houston Texans, 2022
 Houston Gamblers (UFL), 2023
 Michigan Panthers (UFL), 2024
 Daniels, Darrión--
 San Francisco 49ers, 2020-21
 Atlanta Falcons, 2022
 Birmingham Stallions (UFL), 2023
 David, Lavonte--
 Tampa Bay Buccaneers, 2012-13-
 14-15-16-17-18-19-20-21-22-23
 Davis, Brian--
 Washington Redskins, 1987-88-89
 Seattle Seahawks, 1991
 San Diego Chargers, 1993
 Minnesota Vikings, 1994
 Davis, Carlos--
 Pittsburgh Steelers, 2020-21-22
 Atlanta Falcons, 2023
 Birmingham Stallions (UFL), 2024
 Davis, Dick--
 Cleveland Browns, 1969
 Denver Broncos, 1970
 Davis, Josh--
 New York Jets, 2004
 Davis, Khalil--
 Tampa Bay Buccaneers, 2020-22
 Indianapolis Colts, 2021
 Pittsburgh Steelers, 2021
 Los Angeles Rams, 2022
 Birmingham Stallions (UFL), 2023
 Houston Texans, 2023-24
 Davis, Tom--
 Toronto Argonauts (CFL), 1978-79
 Ottawa Rough Riders (CFL), 1979
 Denver Broncos, 1980-81
 Denver Gold (USFL), 1983-84-85
 Davis, Tony--
 Cincinnati Bengals, 1976-77-78
 Tampa Bay Buccaneers, 1979-80-81
 Boston Breakers (USFL), 1983
 DeAngelis, Sandro--
 Calgary Stampeders (CFL), 2005-06-
 07-08-09
 Hamilton Tiger-Cats (CFL), 2010
 DeFruiter, Bob--
 Washington Redskins, 1945-47
 Detroit Lions, 1947
 Los Angeles Rams, 1948
 Dennard, Alfonso--
 New England Patriots, 2012-13-14
 DeWitz, Herbert--
 Cleveland Bulldogs, 1927
 DeWitz, Rufus--
 Kansas City Cowboys, 1924-26
 Diedrick, Dahrnan--
 Washington Redskins, 2004-05
 Rhein Fire (NFL Europe), 2005
 Edmonton Eskimos (CFL), 2006
 Montreal Alouettes (CFL),
 2006-07-08-09-10-11-12-14
 Hamilton Tiger-Cats (CFL), 2013
 Dillard, Philip--
 New York Giants, 2010
 Dishman, Chris--
 Arizona Cardinals, 1997-98-99-00-
 01-02-03
 Dixon, Corey--
 Atlanta Falcons, 1994
 Dixon, Gary--
 Southern California Sun (WFL), 1975
 Doak, Mark--
 Birmingham Vulcans (WFL), 1975
 Domann, JoJo--
 Indianapolis Colts, 2022
 Tennessee Titans, 2023-24

Doyle, Ted--
 Pittsburgh Pirates, 1938
 Pittsburgh Steelers, 1939-40-41-42-45
 Philadelphia-Pittsburgh, 1943
 Chicago-Pittsburgh, 1944
 DuBoise, Doug--
 San Francisco 49ers, 1987-88
 Sacramento Surge (WLAFL), 1992
 Dumas, Troy--
 Kansas City Chiefs, 1995-96-97
 Denver Broncos, 1998
 Dumlér, Doug--
 New England Patriots, 1973-74-75
 Minnesota Vikings, 1976-77
 Dutton, John--
 Baltimore Colts, 1974-75-76-77-78
 Dallas Cowboys, 1979-80-81-82-83-
 84-85-86-87
 Enunwa, Quincy--
 New York Jets, 2014-15-16-17-18-19
 Erickson, Mike--
 Berlin Thunder (NFL Europe), 2006
 Etienne, LeRoy--
 San Francisco 49ers, 1990
 Evans, Ciente--
 Saskatchewan Roughriders (CFL), 2014
 Calgary Stampeders (CFL), 2015-16-17-18
 Montreal Alouettes (CFL), 2019-20-23
 Hamilton Tiger-Cats (CFL), 2021-22
 British Columbia Lions (CFL), 2024

F-J

Farniok, Matt
 Dallas Cowboys, 2021-22
 Chicago Bears, 2023
 Detroit Lions, 2023
 Ferragamo, Vince--
 Los Angeles Rams,
 1977-78-79-80-82-83-84-85
 Montreal Alouettes (CFL), 1981
 Buffalo Bills, 1985
 Green Bay Packers, 1985-86
 Finley, Clint--
 Kansas City Chiefs, 2002-03
 Fischer, Cletus--
 New York Giants, 1949-50
 Fischer, Pat--
 St. Louis Cardinals, 1961-62-
 63-64-65-66-67
 Washington Redskins,
 1968-69-70-71-72-73-74-75-76-77
 Fonoti, Tonlu--
 San Diego Chargers, 2002-03-04
 Minnesota Vikings, 2005
 Miami Dolphins, 2006
 Foreman, Jay--
 Buffalo Bills, 1999-00-01
 Houston Texans, 2002-03-04
 New York Giants, 2005
 Frahm, Harold--
 Staten Island Stapletons, 1932
 Philadelphia Eagles, 1935
 Boston Redskins, 1935
 Brooklyn Tigers, 1936
 Frain, Todd--
 Washington Redskins, 1987
 Francis, Sam--
 Chicago Bears, 1937-38
 Pittsburgh Steelers, 1939
 Brooklyn Dodgers, 1939-40
 Franklin, Andra--
 Miami Dolphins, 1981-82-83-84
 Frazier, Tommie--
 Montreal Alouettes (CFL), 1996
 Frost, Scott--
 New York Jets, 1998-99-00-01
 Cleveland Browns, 2001
 Green Bay Packers, 2002
 Tampa Bay Buccaneers, 2003
 Fryar, Charles--
 Barcelona Dragons (WLAFL), 1991
 Fryar, Irving--
 New England Patriots,
 1984-85-86-87-88-89-90-91-92
 Miami Dolphins, 1993-94-95
 Philadelphia Eagles, 1996-97-98
 Washington Redskins, 1999-00
 Fultz, Mike--
 New Orleans Saints, 1977-78-79-80
 Baltimore Colts, 1981
 Gary, Russell--
 New Orleans Saints, 1981-82-83-
 84-85-86
 Philadelphia Eagles, 1986-87-88
 Gates, Nick--
 New York Giants - 2018-19-20-21-22
 Washington Commanders - 2023
 Geddes, Ken--
 Los Angeles Rams, 1971-72-73-74-75
 Seattle Seahawks, 1976-77-78
 Gerry, Nathan--
 Philadelphia Eagles, 2017-18-19-20
 San Francisco 49ers, 2021
 Washington Commanders, 2022
 Gifford, Luke--
 Dallas Cowboys, 2019-20-21-22
 Tennessee Titans, 2023-24
 Gill, Turner--
 Montreal Concordes (CFL), 1984-85
 Glantz, Don--
 Edmonton Eskimos (CFL), 1955
 Glenn, Cody--
 Indianapolis Colts, 2009-10
 Glover, Rich--
 New York Giants, 1973
 Shreveport (WFL), 1974
 Philadelphia Eagles, 1975
 Golliday, Aaron--
 Scottish Claymores (NFL Europe), 2004
 Gomes, Dejon--
 Washington Redskins, 2011-12
 Detroit Lions, 2013
 Goodspeed, Mark--
 St. Louis Cardinals, 1980
 Birmingham Stallions (USFL), 1983
 Graham, Aaron--
 Arizona Cardinals, 1996-97-98-99
 Kansas City Chiefs, 2002
 Oakland Raiders, 2001
 Tennessee Titans, 2002
 Grant, Anthony--
 Tampa Bay Buccaneers, 2024
 Green, Ahman--
 Seattle Seahawks, 1998-99
 Green Bay Packers, 2000-01-02-03-
 04-05-06-09
 Houston Texans, 2007-08
 Omaha Nighthawks (UFL), 2010
 Gregory, Randy--
 Dallas Cowboys, 2015-16-17-18-19-20-21
 Denver Broncos, 2022-23
 San Francisco 49ers, 2023
 Tampa Bay Buccaneers, 2024
 Gregory, Ben--
 Buffalo Bills, 1968-69
 Groce, DeJuan--
 St. Louis Rams, 2003-04-05
 New Orleans Saints, 2006
 Hagg, Eric--
 Cleveland Browns, 2011-12
 Hardrick, Jermarcus--
 New Orleans Saints, 2012
 British Columbia Lions (CFL), 2014-15
 Saskatchewan Roughriders (CFL), 2015
 Winnipeg Blue Bombers (CFL), 2016-17-
 18-19-20-21-22-23
 Saskatchewan Roughriders (CFL), 2024
 Harper, Willie--
 San Francisco 49ers,
 1973-74-75-76-77-78-79-80-81-
 82-83
 New Jersey Generals (USFL), 1984
 Helu, Roy--
 Washington Redskins, 2011-12-13-14
 Oakland Raiders, 2015
 Henry, Alex--
 Philadelphia Eagles, 2011-12-13
 Detroit Lions, 2014
 Henry, Ricky--
 Chicago Bears, 2011
 New Orleans Saints, 2012
 Kansas City Chiefs, 2013-14

- Hesse, Jon--
Green Bay Packers, 1997
Denver Broncos, 1997
St. Louis Rams, 1998
Scotland (NFL Europe), 1999
- Hill, Travis--
Cleveland Browns, 1993-94
Carolina Panthers, 1995
- Hochstein, Russ--
Tampa Bay Buccaneers, 2001
New England Patriots, 2002-03-04-05-06-07-08
Denver Broncos, 2009-10-11
Kansas City Chiefs, 2012
- Hohn, Bobby--
Pittsburgh Steelers, 1965-66-67-68-69
- Hokuf, Steve--
Boston Redskins, 1933-35
- Hollowell, T.J.--
New York Giants, 2004
New York Jets, 2005
Denver Broncos, 2006
- Hopp, Harry--
Detroit Lions, 1940-41-42-43
Miami Seahawks, 1946
Buffalo Bisons, 1946
Los Angeles Dons, 1947
- Horn, Rod--
Cincinnati Bengals, 1980-81
- Howell, John--
Green Bay Packers, 1938
- Hughes, Tyrone--
New Orleans Saints, 1993-94-95-96
Chicago Bears, 1997
Dallas Cowboys, 1998
- Humm, Dave--
Oakland/Los Angeles Raiders, 1975-76-77-78-79-83-84
Buffalo Bills, 1980
Baltimore Colts, 1982
- Hurley, Dan--
Boston/New Orleans/Portland Breakers (USFL), 1983-84-85
British Columbia Lions (CFL), 1987
- Husmann, Ed--
Chicago Cardinals, 1953-56-57-58-59
Dallas Cowboys, 1960
Houston Oilers, 1961-62-63-64-65
Edmonton Eskimos (CFL), 1966
- Incognito, Richie--
St. Louis Rams, 2005-06-07-08
Buffalo Bills, 2009-15-16-17
Miami Dolphins, 2010-11-12-13
Oakland Raiders, 2019
Las Vegas Raiders, 2020-21
- Jackson, Brandon--
Green Bay Packers, 2007-08-09-10
Cleveland Browns, 2011-12
- Jackson, Lamar--
New York Jets, 2020-21
Chicago Bears, 2022
Denver Broncos, 2022
Kansas City Chiefs, 2023
Carolina Panthers, 2023-24
- Jackson, Sheldon--
Buffalo Bills, 1999-00-01
- Jackson, Tim--
Dallas Cowboys, 1989
Barcelona Dragons (WLAF), 1991
- Jackson, Vershan--
Kansas City Chiefs, 1999
Berlin (NFL Europe), 2000
- Jacobson, Larry--
New York Giants, 1972-73-74-75
- Jaimes, Brenden--
Los Angeles Chargers, 2021-22-23-24
- James, Ted--
Frankford Yellowjackets, 1929
- Janovich, Andy--
Denver Broncos, 2016-17-18-19
Cleveland Browns, 2020-21
Houston Texans, 2022
- Janssen, Bill--
Charlotte (WFL), 1974
- Jarmon, Sherwin--
Chicago (WFL), 1974
San Antonio (WFL), 1975
- Jean-Baptiste, Stanley--
New Orleans Saints, 2014
Detroit Lions, 2015
Seattle Seahawks, 2015-16
Kansas City Chiefs, 2017
Jacksonville Jaguars, 2017
Baltimore Ravens, 2017-18-19
Toronto Argonauts (CFL), 2020
- Jeter, Tony--
Pittsburgh Steelers, 1966-68
- Johnson, Bill--
Boston Patriots, 1966-67-68-69
- Johnson, Brad--
Boston Breakers (USFL), 1983
- Johnson, Carl--
New Orleans Saints, 1972-73
Portland (WFL), 1974
- Johnson, Eric--
Oakland Raiders, 2000-01-02-03
Atlanta Falcons, 2004
Arizona Cardinals, 2005
- Johnson, Monte--
Oakland Raiders, 1973-74-75-76-77-78-79-80
- Johnson, Rudy--
San Francisco 49ers, 1964-65
Atlanta Falcons, 1966
- Johnson, Trevor--
New York Jets, 2004-05
New Orleans Saints, 2006
St. Louis Rams, 2007
- Jones, Bob--
Washington Redskins, 1964
- Jones, Calvin--
Los Angeles/Oakland Raiders, 1994-95
Green Bay Packers, 1996
- Jones, Chris--
Detroit Lions, 2018-20
Arizona Cardinals, 2018-19-20
Minnesota Vikings, 2020
Tennessee Titans, 2021
Las Vegas Raiders, 2022
Seattle Sea Dragons (UFL), 2023
St. Louis Battlehawks (UFL), 2024
- Jones, Donta--
Pittsburgh Steelers, 1995-96-97-98
Carolina Panthers, 1999
New Orleans Saints, 2000
- Jones, DJ--
Baltimore Ravens, 2011
- Jones, Keith--
Cleveland Browns 1989
Dallas Cowboys, 1990 (IR)
- Jones, Lee--
Frankfurt Galaxy (WLAF), 1991
- Jones, Marcel--
New Orleans Saints, 2012-13
Baltimore Ravens, 2014-15

K-O

- Kabongo, Patrick--
Edmonton Eskimos (CFL), 2004-05-06-07-08-09-10-11
British Columbia Lions (CFL), 2012-13
- Kahler, Bob--
Green Bay Packers, 1940-41-42-43-44
- Kahler, Royal--
Pittsburgh Steelers, 1941
Green Bay Packers, 1942
- Kalu, Joshua--
Tennessee Titans, 2018-19-20-22
New York Giants, 2021
Miami Dolphins, 2023
Washington Commanders, 2023
- Kelsay, Chad--
Pittsburgh Steelers, 1999
- Kelsay, Chris--
Buffalo Bills, 2003-04-05-06-07-08-09-10-11-12
- Kiffin, Monte--
Winnipeg Blue Bombers (CFL), 1965
- Kinney, Jeff--
Kansas City Chiefs, 1972-73-74-75
Buffalo Bills, 1976
- Kirby, John--
Minnesota Vikings, 1964-65-66-67-68
New York Giants, 1969-70-71
- Kirkland, Ron--
Winnipeg Blue Bombers (CFL), 1967
- Knevel, David--
British Columbia Lions (CFL), 20218-19
- Knox, Mike--
Denver Broncos, 1987
- Koch, Sam--
Baltimore Ravens, 2006-07-08-09-10-11-12-13-14-15-16-17-18-19-20-21
- Krenk, Mitch--
Chicago Bears, 1984-85
- Kunz, Lee--
Chicago Bears, 1979-80
- Lafleur, Bill--
Barcelona (NFL Europe), 2001-02
San Diego Chargers, 2002
San Francisco 49ers, 2002-03
San Diego Chargers, 2004
- Larson, Kyle--
Cincinnati Bengals, 2004-05-06-07-08
- Lee, Jeff--
St. Louis Cardinals, 1980
- Lee, John--
San Diego Chargers, 1976-77-78-79-80
Chicago Blitz (USFL), 1983
Arizona Wranglers (USFL), 1984
- Lee, Oudious--
St. Louis Cardinals, 1980
Boston Breakers (USFL), 1983
- Lee, Tanner--
Jacksonville Jaguars, 2018
- Legette, Tyrone--
New Orleans Saints, 1992-93-94-95-96
Tampa Bay Buccaneers, 1997
San Francisco 49ers, 1998
- Lewellen, Verne--
Green Bay Packers, 1924-25-26-27-28-29-30-31-32
New York Yankees, 1927
- Lewis, Alex--
Baltimore Ravens, 2016-17-18
New York Jets, 2019-20
- Lewis, Bill--
Los Angeles Raiders, 1986-87-88-89
Phoenix Cardinals, 1990-91-92
New England Patriots, 1993
- Lewis, Rodney--
New Orleans Saints, 1982-83-84-85-86
- Liggett, Bob--
Kansas City Chiefs, 1970
British Columbia Lions (CFL), 1971
- Lightner, Keven--
Montreal Machine (WLAF), 1991
- Lingenfelter, Bob--
Cleveland Browns, 1977
Minnesota Vikings, 1978-1979
- Lockett, Frank--
Boston/New Orleans/Portland Breakers (USFL), 1983-84-85
San Antonio Gunslingers (USFL), 1985
- Long, Chace--
Cologne Centurions (NFL Europe), 2005
- Long, Spencer--
Washington Redskins, 2014-15-16-17
Buffalo Bills, 2018-19
San Francisco 49ers, 2020
- Longwell, Brent--
Memphis (WFL), 1974-75
- Lord, Jammal--
Houston Texans, 2004-05
- Luck, Terry--
Cleveland Browns, 1977
Winnipeg Blue Bombers (CFL), 1978
- Lyday, Allen--
Houston Oilers, 1984-85-86-87
- Lyman, Roy--
Canton Bulldogs, 1922-23-25
Cleveland Bulldogs, 1924
Frankford Yellowjackets, 1925
Chicago Bears, 1926-28-30-31-33-34
- Maher, Brett--
New York Jets, 2013-20
Dallas Cowboys, 2013-18-19-22
Winnipeg Blue Bombers, 2014
Ottawa Redblacks (CFL), 2014-15-17
Hamilton Tiger-Cats (CFL), 2016
Cleveland Browns, 2017

Washington Football Team, 2020
 Arizona Cardinals, 2020-21
 New Orleans Saints, 2021
 Denver Broncos, 2023
 Los Angeles Rams, 2023
 Makovicka, Joel--
 Arizona Cardinals, 1999-00-01-02
 Manstedt, Steve--
 Birmingham (WFL), 1974-75
 Washington Redskins, 1976
 Martin, Bob--
 New York Jets, 1976-77-78-79
 San Francisco 49ers, 1979
 Martin, Eric--
 Cleveland Browns, 2013-14
 New England Patriots, 2015
 Winnipeg Blue Bombers (CFL), 2016
 Toronto Argonauts (CFL), 2016
 Mason, Dave--
 New England Patriots, 1973
 Green Bay Packers, 1974
 Masterson, Bernie--
 Chicago Bears, 1934-35-36-37-38-39-40
 Mathis, Ochaun--
 Los Angeles Rams, 2023-24
 Mathison, Bruce--
 San Diego Chargers, 1983-84-85
 Buffalo Bills, 1985
 San Diego Chargers, 1986
 Seattle Seahawks, 1987-88
 McCant, Keith--
 Winnipeg Blue Bombers (CFL), 1994
 British Columbia Lions (CFL), 1995
 McCloughan, Kent--
 Oakland Raiders, 1966-67-68-69-70
 McDole, Ron--
 St. Louis Cardinals, 1961
 Houston Oilers, 1962
 Buffalo Bills, 1963-64-65-66-67-68-69-70
 Washington Redskins, 1971-72-73-74-75-76-77-78
 McDonald, Les--
 Chicago Bears, 1937-38-39
 Philadelphia Eagles, 1940
 McFarland, Jim--
 St. Louis Cardinals, 1970-72-73-74
 Miami Dolphins, 1975
 McMullen, Dan--
 New York Giants, 1929
 Chicago Bears, 1930-31
 Portsmouth Spartans, 1932
 McNeill, Mike--
 Indianapolis Colts, 2011
 St. Louis Rams, 2012-13
 McPherson, Forrest--
 Philadelphia Eagles, 1935-37
 Green Bay Packers, 1943-45
 McWilliams, Jon--
 Saskatchewan Roughriders (CFL), 1956
 Merrell, Jeff--
 Boston/New Orleans/Portland Breakers (USFL), 1983-84-85
 Meylan, Wayne--
 Cleveland Browns, 1968-69
 Minnesota Vikings, 1970
 Miles, Barron--
 Pittsburgh Steelers, 1995
 Frankfurt Galaxy (WLAFL), 1996-97
 Montreal Alouettes (CFL), 1998-99-00-01-02-03-04
 British Columbia Lions (CFL), 2005-06-07-08-09
 Miles, Paul--
 Tampa Bay Buccaneers, 1987
 Miller, Junior--
 Atlanta Falcons, 1980-81-82-83-84
 New Orleans Saints, 1984-85
 Mills, Jeff--
 San Diego Chargers, 1990
 Denver Broncos, 1991-92-93
 Mitchell, Johnny--
 New York Jets, 1992-93-94-95
 Dallas Cowboys, 1996
 New Orleans Saints, 2001

Mitchell, Josh --
 Indianapolis Colts, 2015
 Toronto Argonauts, 2016-17
 Minter, Mike--
 Carolina Panthers, 1997-98-99-00-01-02-03-04-05-06
 Mondes, Wonder--
 Ottawa Rough Riders (CFL), 1976-77-79
 San Francisco 49ers, 1978
 Moore, Jay--
 San Francisco 49ers, 2007-08
 Tennessee Titans, 2009
 Omaha Nighthawks (UFL), 2010
 Moore, Terrence--
 Hamilton Tiger-Cats (CFL), 2013-14
 Morgan Jr., Stanley--
 Cincinnati Bengals, 2019-20-21-22-23
 New Orleans Saints, 2024
 Moritz, Brett--
 Tampa Bay Buccaneers, 1978
 Moss, Kareem--
 British Columbia Lions (CFL), 1995-96
 Mullen, Verne--
 Evansville Crimson Giants, 1922
 Canton Bulldogs, 1923
 Chicago Bears, 1924-26
 Chicago Cardinals, 1927
 Pottsville Maroons, 1927-28
 Munford, Marc--
 Denver Broncos, 1987-89-90
 Kansas City Chiefs, 1991
 Munn, Monte--
 Kansas City Cowboys, 1925
 Munn, Wayne--
 Kansas City Cowboys, 1925
 Murillo, Armando--
 Toronto Argonauts (CFL), 2011-12
 Murtha, Lydon--
 Miami Dolphins, 2009-10-11
 Nelson, Bob--
 Buffalo Bills, 1975-76-77
 Oakland/Los Angeles Raiders, 1978-80-81-82-83-84-85
 Seattle Seahawks, 1979
 Neubert, Keith--
 New York Jets, 1988-89-90-91
 Nelson, Derrie--
 San Diego Chargers, 1983-84-85
 Nelson, Garrett--
 Miami Dolphins, 2023
 Cincinnati Bengals, 2023
 Newcombe, Bobby--
 Montreal Alouettes (CFL), 2002
 Newsome, Quinton--
 Denver Broncos, 2024
 Newton, Bob--
 Chicago Bears, 1971-72-73-74-75
 Seattle Seahawks, 1976-77-78-79-82
 Nicks, Carl--
 New Orleans Saints, 2008-09-10-11
 Tampa Bay Buccaneers, 2012-13
 Noble, Dave--
 Cleveland Indians, 1924-25
 Cleveland Panthers, 1926
 Noonan, Danny--
 Dallas Cowboys, 1987-88-89-90-91-92
 Green Bay Packers, 1992
 Nouili, Nouredin--
 New Orleans Saints, 2024
 Nunn, Terrence--
 Tampa Bay Buccaneers, 2009
 O'Brien, Gail--
 Boston Redskins, 1935-36
 Los Angeles Bulldogs, 1937
 O'Hanlon, Matt--
 Omaha Nighthawks (UFL), 2010
 O'Leary, John--
 Montreal Alouettes (CFL), 1977-78-79
 Octavian, Steve--
 Dallas Cowboys, 2008-09
 Cleveland Browns, 2010
 Oehrlich, Arnold--
 Frankford Yellowjackets, 1928-29
 Olds, Bill--
 Baltimore Colts, 1973-74-75
 Seattle Seahawks, 1976
 British Columbia Lions (CFL), 1979

Orduna, Joe--
 New York Giants, 1972-73
 Baltimore Colts, 1974
 Ortiz, Tony--
 Scotland (NFL Europe), 2001-02
 Winnipeg Blue Bombers (CFL), 2003-04-05
 Orton, Greg--
 Detroit Lions, 1987
 Ozigbo, Devine--
 New Orleans Saints, 2019-21-22
 Jacksonville Jaguars, 2019-20-21
 New England Patriots, 2021-22
 Denver Broncos, 2022
 Detroit Lions, 2023

P-R

Palmer, Trey--
 Tampa Bay Buccaneers, 2023-24
 Parrella, John--
 Buffalo Bills, 1993
 San Diego Chargers, 1994-95-96-97-98-99-00-01
 Oakland Raiders, 2002-03-04
 St. Louis Rams, 2005
 Pate, Tom--
 Hamilton Tiger-Cats (CFL), 1975
 Patrick, Chris--
 Philadelphia Eagles, 2008
 San Francisco 49ers, 2009-10
 Toronto Argonauts (CFL), 2012
 Patrick, Frank--
 Green Bay Packers, 1970-71-72
 Patton, Jerry--
 Minnesota Vikings, 1971
 Buffalo Bills, 1972-73
 Philadelphia Eagles, 1974
 New England Patriots, 1975
 Paul, Niles--
 Washington Redskins, 2011-12-13-14-15-16-17
 Jacksonville Jaguars, 2018
 San Francisco 49ers, 2019
 Pete, Lawrence--
 Detroit Lions, 1989-90-91-92-93-94
 Peter, Christian--
 New York Giants, 1997-98-99-2000
 Indianapolis Colts, 2001
 Chicago Bears, 2002
 Peter, Jason--
 Carolina Panthers, 1998-99-00-01
 Phillips, Lawrence--
 St. Louis Rams, 1996-97
 Miami Dolphins, 1997-98
 Barcelona (NFL Europe), 1998
 San Francisco 49ers, 1999
 Montreal Alouettes (CFL), 2002-03
 Phillips, Ray--
 Cincinnati Bengals, 1977
 Philadelphia Eagles, 1978-79-80-81
 Boston/New Orleans Breakers (USFL), 1983-84
 Pickens, Bob--
 Chicago Bears, 1967-68-69
 Edmonton Eskimos (CFL), 1971
 Pickens, Bruce--
 Atlanta Falcons, 1991-92
 Kansas City Chiefs, 1993-94
 Oakland Raiders, 1995-96
 Pippens, Jerrell--
 Chicago Bears, 2004
 San Diego Chargers, 2005
 Polk, Carlos--
 San Diego Chargers, 2001-02-03-04-05-06-07
 Dallas Cowboys, 2008
 Pollack, Fred--
 Amsterdam (NFL Europe), 1999
 Potter, Zach--
 Jacksonville Jaguars, 2009-10-11-12
 Powers, Warren--
 Oakland Raiders, 1963-64-65-66-67-68
 Presnell, Glenn--
 Ironton Tanks, 1928-29-30
 Portsmouth Spartans, 1931-32-33
 Detroit Lions, 1934-35-36

Price, Givens--

Arizona Cardinals, 2016
Washington Redskins, 2017
Tampa Bay Buccaneers, 2017-18

Prochaska, Ray--

Cleveland Rams, 1941

Purify, Maurice--

Cincinnati Bengals, 2009

Quinn, Jeff--

Pittsburgh Steelers, 1982
New Orleans Breakers (USFL), 1984

Qvale, Brent--

New York Jets, 2014-15-16-17-18-19
Houston Texas, 2020

Tennessee Titans, 2021

Raiola, Dominic--

Detroit Lions, 2001-02-03-04-05-
06-07-08-09-10-11-12-13-14

Rathman, Tom--

San Francisco 49ers,
1986-87-88-89-90-91-92-93
Los Angeles Raiders, 1994

Redwine, Jarvis--

Minnesota Vikings, 1981-82-83

Reece, John--

Kansas City Chiefs, 1994
St. Louis Rams, 1995
Dallas Cowboys, 1997

Reilly, Brandon--

Buffalo Bills, 2017
Detroit Lions, 2018-19
Dallas Cowboys, 2018
Pittsburgh Steelers, 2019
St. Louis Battlehawks (XFL), 2020

Rhea, Hugh--

Brooklyn Dodgers, 1933
Brooklyn Tigers, 1936

Richards, Ray--

Frankford Yellowjackets, 1930
Chicago Bears, 1933-35
Los Angeles Bulldogs, 1937

Rimington, Dave--

Cincinnati Bengals, 1983-84-85-86-87
Philadelphia Eagles, 1988-89

Roach, Trevor--

Cincinnati Bengals, 2015-16

Rodgers, Johnny--

Montreal Alouettes (CFL), 1973-74-
75-76

San Diego Chargers, 1977-78

Rohrig, Herman--

Green Bay Packers, 1941-46-47

Rose, Jonathan--

Ottawa Redblacks (CFL), 2016-17-18-19
Edmonton Elks, 2021

Ross, Cory--

Baltimore Ravens, 2006-07
California Redwoods (UFL), 2010
Edmonton Eskimos (CFL), 2011-12

Ross, Willie--

Buffalo Bills, 1964-65
Calgary Stampeders (CFL), 1966

Rother, Tim--

Los Angeles Raiders, 1989-90

Rozier, Mike--

Pittsburgh Maulers (USFL), 1984
Jacksonville Bulls (USFL), 1985
Houston Oilers, 1985-86-87-88-89-90
Atlanta Falcons, 1990-91

Rucker, Mike--

Carolina Panthers,
1999-00-01-02-03-04-05-06-07

Ruud, Barrett--

Tampa Bay Buccaneers, 2005-06-
07-08-09-10

Tennessee Titans, 2011

Houston Texans, 2012

Ruud, Tom--

Buffalo Bills, 1975-76-77
Cincinnati Bengals, 1978-79

S-Z

Saalfeld, Kelly--

Green Bay Packers, 1980
New York Giants, 1980

Samuelson, Carl--

Pittsburgh Steelers, 1948-49-50-51

Sanford, Phalen--

Las Vegas Raiders, 2024

Sauer, George--

Green Bay Packers, 1935-36-37

Schellen, Mark--

New Orleans Breakers (USFL), 1984
San Diego Chargers, 1985

Scherer, Bernard--

Green Bay Packers, 1936-37-38
Pittsburgh Steelers, 1939

Schleich, Vic--

New York Yankees, 1947

Schlesinger, Cory--

Detroit Lions,
1995-96-97-98-99-00-01-02-03-
04-05-06

Schmit, Bob--

Portland (WFL), 1974
New York Giants, 1975-76

Scott, Phil--

Orange Tornadoes, 1929

Scott, Verl--

Edmonton Eskimos (CFL), 1956

Seeman, George--

Green Bay Packers, 1940

Seibel, Kevin--

Chicago Blitz (USFL), 1984

Seisay, Mohammed--

Detroit Lions, 2014

Seattle Seahawks, 2015-16

Saskatchewan Roughriders (CFL), 2017

Winnipeg Blue Bombers (CFL), 2018

Memphis Express (AAF), 2019

Seattle Dragons (XFL), 2020

Sewell, Josh--

Denver Broncos, 2004-05

Shanle, Scott--

St. Louis Rams, 2003
Dallas Cowboys, 2004-05
New Orleans Saints, 2006-07-08-
09-10-11-12

Shaw, Ed--

Rock Island Independents, 1920
Canton Bulldogs, 1922-23
Akron Pro's, 1923

Shields, Will--

Kansas City Chiefs, 1993-94-95-96-
97-98-99-00-01-02-03-04-05-06

Shirey, Fred--

Cleveland Rams, 1940-41

Simmons, Ricky--

Washington Federals (USFL), 1984

Sims, Joe--

Atlanta Falcons, 1991-92
Green Bay Packers, 1993-94-95

Sirls, Jeremiah--

San Diego Chargers, 2014
Minnesota Vikings, 2015-16-17
Buffalo Bills, 2018

Skow, Jim--

Cincinnati Bengals, 1986-87-88-89
Tampa Bay Buccaneers, 1990
Seattle Seahawks, 1991

Slauson, Matt--

New York Jets, 2009-10-11-12
Chicago Bears, 2013-14-15
San Diego/Los Angeles Chargers, 2016-17
Indianapolis Colts, 2018

Slecht, Jeremy--

Philadelphia Eagles, 2002
Houston Texans, 2003

Sloan, Clair--

Chicago Bears, 1930-31-33
Ironton Tankers, 1932

Smith, Bob--

Cleveland Browns, 1955-56
Philadelphia Eagles, 1956

Smith, Jeff--

Kansas City Chiefs, 1985-86
Tampa Bay Buccaneers, 1987-88

Smith, Le Kevin--

New England Patriots, 2006-07-08
Denver Broncos, 2009

Smith, Neil--

Kansas City Chiefs,
1988-89-90-91-92-93-94-95-96
Denver Broncos, 1997-98-99
San Diego Chargers, 2000

Smith, Tim--

Houston Oilers, 1980-81-82-83-84-
85-86

Stafford, Daimon--

Tennessee Titans, 2013-14-15-16
Pittsburgh Steelers, 2017-18

Stai, Brenden--

Pittsburgh Steelers, 1995-96-97-98-99
Jacksonville Jaguars, 2000-01
Washington Redskins, 2002

Steels, Anthony--

Boston/New Orleans Breakers
(USFL), 1983-84
Buffalo Bills, 1985
San Diego Chargers, 1987

Steinkuhler, Dean--

Houston Oilers, 1984-85-86-87-88-
89-90-91

Steinkuhler, Ty--

New York Jets, 2009

Sterup, Zach--

Kansas City Chiefs, 2016
New York Jets, 2016
Cleveland Browns, 2016-17
Miami Dolphins, 2017-18-19

Stille, Ben--

Miami Dolphins, 2022
Cleveland Browns, 2022
Arizona Cardinals, 2023-24

Stith, Carel--

Houston Oilers, 1967-69

Stokes, Eric--

Seattle Seahawks, 1997-98
Cleveland Browns, 1999

Stoll, Jack--

Philadelphia Eagles, 2021-22-23
New York Giants, 2024

Suh, Ndamukong--

Detroit Lions, 2010-11-12-13-14
Miami Dolphins, 2015-16-17
Los Angeles Rams, 2018

Tampa Bay Buccaneers, 2019-20-21
Philadelphia Eagles, 2022

Swanson, Shane--

Denver Broncos, 1987

Swiney, Erwin--

Green Bay Packers, 2002-03
Cologne Centurions (NFL Europe), 2004

Tagge, Jerry--

Green Bay Packers, 1972-73-74
San Antonio (WFL), 1975
British Columbia Lions (CFL), 1977-78-79

Tannor, Caleb--

New York Jets, 2023
Edmonton Elks (CFL), 2024

Tatman, Pete--

Minnesota Vikings, 1967

Taylor, Steve--

Edmonton Eskimos (CFL), 1989-90
Calgary Stampeders (CFL), 1991-92-93-94
Ottawa Rough Riders (CFL), 1995

Theisen, Dave--

Toronto Argonauts (CFL), 1964
Winnipeg Blue Bombers (CFL), 1965

Thomas, Broderick--

Tampa Bay Buccaneers, 1989-90-
91-92-93

Detroit Lions, 1994

Minnesota Vikings, 1995

Dallas Cowboys, 1996-97-98

Thomsen, Fred--

Rock Island Independents, 1924

Thompson, Russell--

Chicago Bears, 1936-37-38-39
Philadelphia Eagles, 1940

Thornton, Bill--

St. Louis Cardinals, 1963-64-65-66-67-68

Tingelhoff, Mick--
Minnesota Vikings, 1962-63-64-65-
66-67-68-69-70-71-72-73-74-75-
76-77-78

Tomich, Jared--
New Orleans Saints, 1997-98-99-00
Green Bay Packers, 2002

Tomlinson, Larry--
Montreal Alouettes (CFL), 1964-65
Hamilton Tiger-Cats (CFL), 1966

Toogood, Charles--
Los Angeles Rams, 1951-52-53-54-55-56
Chicago Cardinals, 1957

Torczon, LaVerne--
Buffalo Bills, 1960-62
New York Titans, 1962
New York Jets, 1963-65
Miami Dolphins, 1966

Townsend, Larry--
Berlin (NFL Europe), 1998-99

Traynowicz, Mark--
Buffalo Bills, 1985-86-87
Phoenix Cardinals, 1988-89

Treu, Adam--
Oakland Raiders,
1997-98-99-00-01-02-03-04-05-06

Turner, Barry--
Detroit Lions, 2010

Turner, Nate--
Buffalo Bills, 1992-93-94-95

Vacanti, Sam--
Chicago Rockets, 1947-48
Baltimore Colts, 1948-49

Vactor, Ted--
Washington Redskins, 1970-71-72-73-74
Chicago Bears, 1975

Valentine, Vincent--
New England Patriots, 2016-17
Arizona Cardinals, 2018-19
Seattle Seahawks, 2019

Vanden Bosch, Kyle--
Arizona Cardinals, 2001-02-03-04
Tennessee Titans, 2005-06-07-08-09
Detroit Lions, 2010-11-12

Veland, Tony--
Denver Broncos, 1996-97
Carolina Panthers, 1998

Vokolek, Travis--
Baltimore Ravens, 2023
Arizona Cardinals, 2023-24

Voss, Lloyd--
Green Bay Packers, 1964-65
Pittsburgh Steelers, 1966-67-68-
69-70-71
Denver Broncos, 1972
New York Stars-Charlotte Hornets
(WFL), 1974

Waechter, Henry--
Chicago Bears, 1982-84-85-86
Baltimore Colts, 1983
Washington Redskins, 1987

Waldemore, Stan--
New York Jets, 1978-79-80-81-82-
83-84-85-86

Walker, Joe--
Tennessee Titans, 2001
Indianapolis Colts, 2002

Walker, Kenny--
Denver Broncos, 1991-92
Calgary Stampeders (CFL), 1994
Hamilton Tiger-Cats (CFL), 1995
Winnipeg Blue Bombers (CFL), 1996

Warfield, Eric--
Kansas City Chiefs, 1998-99-00-01-
02-03-04-05

Warren, Steve--
Green Bay Packers, 2000-01-02

Washington, Brian--
Cleveland Browns, 1988
New York Jets, 1990-91-92-93-94
Kansas City Chiefs, 1995-96

Washington, Fabian--
Oakland Raiders, 2005-06-07
Baltimore Ravens, 2008-09-10

Watkins, Dennis--
Philadelphia Eagles, 1986

Weir, Ed--
Frankford Yellowjackets, 1926-27-28

Weir, Joe--
Frankford Yellowjackets, 1927

Weller, Ray--
St. Louis Browns, 1923
Milwaukee Badgers, 1924
Chicago Cardinals, 1926-27
Frankford Yellowjackets, 1928

Wells, Kent--
New York Giants, 1990
Ohio Glory (WLAFL), 1992

Welter, Tom--
St. Louis Cardinals, 1987
Phoenix Cardinals, 1988

Wenke, Adolph--
Milwaukee Badgers, 1923

Westbrook, Don--
New England Patriots, 1977-78-79-
80-81

White, Daryl--
Detroit Lions, 1974
Ottawa Rough Riders (CFL), 1975
Hamilton Tiger-Cats (CFL), 1976

White, David--
New England Patriots, 1993
Buffalo Bills, 1995-96

White, Freeman--
New York Giants, 1966-67-68-69
Ottawa Rough Riders (CFL), 1970

Wiegert, Zach--
St. Louis Rams, 1995-96-97-98
Carolina Panthers, 1999-00-01
Jacksonville Jaguars, 2002
Houston Texans, 2003-04-05-06

Wilder, Harold--
St. Louis Browns, 1923

Williams, Demorrio--
Atlanta Falcons, 2004-05-06-07
Kansas City Chiefs, 2008-09-10-11
San Diego Chargers, 2012

Williams, Deontai--
Seattle Seahawks, 2022
Saskatchewan Roughriders (CFL),
2023-24

Williams, Jamel--
Washington Redskins, 1997-98-99
San Diego Chargers, 1999

Williams, Jamie--
St. Louis Cardinals, 1983
Houston Oilers, 1984-85-86-87-88
San Francisco 49ers, 1989-90-91-92-93
Los Angeles Raiders, 1994

Williams, Jimmy--
Detroit Lions, 1982-83-84-85-86-87-
88-89-90
Minnesota Vikings, 1990-91
Tampa Bay Buccaneers, 1992-93

Williams, Keith--
Buffalo Bills, 2011-12

Williams, Toby--
New England Patriots, 1983-84-85-
86-87-88

Williams, Tyrone--
Green Bay Packers, 1996-97-98-99-
00-01-02
Atlanta Falcons, 2003
Dallas Cowboys, 2004

Wilson, Harry--
Philadelphia Eagles, 1967-68-69

Wiltz, Jason--
New York Jets, 1999-00

Wistrom, Grant--
St. Louis Rams, 1998-99-00-01-02-03
Seattle Seahawks, 2004-05-06

Wolfe, Bob--
Birmingham (WFL), 1974-75

Wortman, Keith--
Green Bay Packers, 1972-73-74-75
St. Louis Cardinals, 1976-77-78-79-
80-81

Wostoupal, Joe--
Kansas City Cowboys, 1926
Detroit Wolverines, 1928
New York Giants, 1929-30

Wright, Toby--
Los Angeles/St. Louis Rams, 1994-
95-96-97-98
Washington Redskins, 1999

Yaralian, Zaven--
Philadelphia (WFL), 1974

Zaruba, Carroll--
Dallas Texans, 1960

Zatechka, Jon--
Berlin (NFL Europe), 1998-99-00-01

Zatechka, Rob--
New York Giants, 1995-96-97-98

Zuver, Merle--
Green Bay Packers, 1930

Huskers in the Pro Football Hall of Fame (5)

Five Huskers have earned places among the greatest football players of all time in the hallowed halls of the Pro Football Hall of Fame in Canton, Ohio.

A legend at Nebraska, Guy Chamberlin became the premier end of the NFL during the 1920s. He was a player-coach on four NFL championship teams (1922-24, 1926). He concluded his six-year coaching record with a 56-14-5 (.780) record.

Chamberlin, who was affectionately referred to as "The Champ," earned All-America honors at Nebraska in 1915, before playing and coaching professionally from 1920 to 1927.

Roy "Link" Lyman pioneered a more sophisticated defensive play with a shifting, sliding style. He starred on four title teams (1922-23, 1924, 1933), and played on one losing team in 16 seasons of college and professional football.

Lyman, who played professionally for Canton, Cleveland, Frankford and Chicago from 1922 to 1934, lettered as a tackle at Nebraska in 1918, 1919 and 1921.

Bob Brown was inducted into the Pro Football Hall of Fame in 1924. Brown was the first All-American to play for Bob Devaney at Nebraska in 1963. Brown spent 10 years in the NFL, including five seasons with Philadelphia, three with the Los Angeles Rams and two with the Oakland Raiders.

Will Shields and Mick Tingelhoff became the fourth and fifth NU players in the Hall of Fame in 2015. Tingelhoff played 17 seasons as the center for the Minnesota Vikings. Tingelhoff started all 240 games he played for the Vikings. Regarded as the best center of his era, Tingelhoff played on four Vikings' Super Bowl teams and was a six-time Pro Bowl choice.

Shields joins Brown and Chamberlin as the only Huskers in both the college and pro halls of fame. Shields spent most of his 14 seasons with the Chiefs as one of the most dominant linemen in the NFL. He played in 12 Pro Bowls and started more than 200 games in his NFL career.

Huskers in the Super Bowl

Nebraska has had 66 former Huskers make 88 appearances in the Super Bowl dating back to Super Bowl II following the 1967 season. Huskers have appeared in 46 of the 58 Super Bowls, including 26 straight from 1993 to 2018.

Super Bowl*	Player, Position, Team
II (1967)	Kent McCloughan, CB, Oakland
II (1967)	Warren Powers, S, Oakland
IV (1969)	Mick Tingelhoff, C, Minnesota
VII (1972)	Pat Fischer, CB, Washington
VII (1972)	Ron McDole, DE, Washington
VII (1972)	Ted Vactor, CB, Washington
VIII (1973)	Mick Tingelhoff, C, Minnesota
IX (1974)	Joe Blahak, CB, Minnesota (DNP)
IX (1974)	Mick Tingelhoff, C, Minnesota
XI (1976)	Rik Bonness, LB, Oakland
XI (1976)	Monte Johnson, LB, Oakland
XI (1976)	David Humm, QB, Oakland
XI (1976)	Mick Tingelhoff, C, Minnesota
XIV (1979)	George Andrews, LB, Los Angeles Rams
XIV (1979)	Vince Ferragamo, QB, Los Angeles Rams
XV (1980)	Bob Nelson, LB, Oakland
XV (1980)	Raymond Phillips, LB, Philadelphia
XVI (1981)	Willie Harper, LB, San Francisco
XVI (1981)	Rod Horn, NT, Cincinnati
XVII (1982)	Andra Franklin, RB, Miami
XVIII (1983)	David Humm, QB, Los Angeles Raiders
XVIII (1983)	Bob Nelson, LB, Los Angeles Raiders
XIX (1984)	Bill Barnett, DE, Miami
XIX (1984)	Roger Craig, RB, San Francisco
XX (1985)	Irving Fryar, WR, New England
XX (1985)	Mitch Krenk, TE, Chicago
XX (1985)	Henry Waechter, DT, Chicago
XXII (1987)	Brian Davis, CB, Washington
XXIII (1988)	Roger Craig, RB, San Francisco
XXIII (1988)	Tom Rathman, FB, San Francisco
XXIII (1988)	Jim Skow, DE, Cincinnati
XXIV (1989)	Roger Craig, RB, San Francisco
XXIV (1989)	Marc Munford, LB, Denver
XXIV (1989)	Tom Rathman, FB, San Francisco
XXIV (1989)	Jamie Williams, TE, San Francisco
XXVIII (1993)	Nate Turner, RB, Buffalo Bills (DNP)
XXIX (1994)	John Parrella, DT, San Diego
XXX (1995)	Donta Jones, LB, Pittsburgh
XXX (1995)	Brenden Stai, Pittsburgh
XXXI (1996)	Calvin Jones, RB, Green Bay
XXXI (1996)	Tyrone Williams, CB, Green Bay
XXXII (1997)	Neil Smith, DE, Denver
XXXII (1997)	Tony Veland, CB, Denver
XXXII (1997)	Tyrone Williams, CB, Green Bay
XXXIII (1998)	Michael Booker, CB, Atlanta
XXXIII (1998)	Neil Smith, DE, Denver
XXXIV (1999)	Doug Colman, LB, Tennessee
XXXIV (1999)	Grant Wistrom, DE, St. Louis
XXXV (2000)	Christian Peter, DT, New York Giants
XXXVI (2001)	Grant Wistrom, DE, St. Louis
XXXVII (2002)	Eric Johnson, S/LB, Oakland
XXXVII (2002)	John Parrella, DT, Oakland
XXXVII (2002)	Adam Treu, C, Oakland
XXXVIII (2003)	Russ Hochstein, G, New England
XXXVIII (2003)	Mike Minter, S, Carolina
XXXVIII (2003)	Mike Rucker, DE, Carolina
XXXIX (2004)	Russ Hochstein, G, New England
XL (2005)	Josh Brown, PK, Seattle
XL (2005)	Grant Wistrom, DE, Seattle
XLI (2006)	Mike Brown, S, Chicago
XLII (2007)	Russ Hochstein, G, New England
XLII (2007)	Le Kevin Smith, DT, New England

XLIII (2008)	Ralph Brown, CB, Arizona
XLIV (2009)	Cody Glenn, LB, Indianapolis
XLIV (2009)	Carl Nicks, OL, New Orleans
XLIV (2009)	Scott Shanle, LB, New Orleans
XLV (2010)	Brandon Jackson, RB, Green Bay
XLVI (2011)	Prince Amukamara, DB, New York
XLVII (2012)	Sam Koch, P, Baltimore
XLVIII (2013)	Stewart Bradley, LB, Denver
XLIX (2014)	Alfonzo Dennard, CB, New England
XLIX (2014)	Eric Martin, LB, New England
L (2015)	Zaire Anderson, LB, Denver Broncos
LI (2016)	Vincent Valentine, DT, New England
LII (2017)	Rex Burkhead, RB, New England
LII (2017)	Nathan Gerry, S, Philadelphia
LII (2017)	Vincent Valentine, DT, New England (DNP - IR)
LIII (2018)	Rex Burkhead, RB, New England
LIII (2018)	Ndamukong Suh, DT, Los Angeles Rams
LV (2020)	Lavonte David, LB, Tampa Bay
LV (2020)	Khalil Davis, DT, Tampa Bay
LV (2020)	Ndamukong Suh, DT, Tampa Bay
LVI (2021)	Stanley Morgan Jr., WR, Cincinnati
LVII (2022)	Dicaprio Bootle, DB, Kansas City
LVII (2022)	Cam Jurgens, OL, Philadelphia
LVII (2022)	Jack Stoll, TE, Philadelphia
LVIII (2023)	Ndamukong Suh, DT, Philadelphia
LVIII (2023)	Randy Gregory, DE, San Francisco

Head Coach

LVI (2021)	Zac Taylor, Head Coach, Cincinnati Played QB at Nebraska 2005-06
------------	---

**year in parentheses denotes season*

Bold denotes team won game

-Players are listed alphabetically by year

Huskers with 10 Years in the NFL (42)

<u>Player, Pos. (Total Years)</u>	<u>Teams</u>	<u>Years</u>
Bob Brown, OL (10)	Eagles, Rams, Raiders	1964-73
Josh Brown, PK (14)	Seahawks, Rams, Bengals, Giants	2003-16
Kris Brown, PK (12)	Steelers, Texans, Cowboys, Chargers	1999-10
Mike Brown, DB (10)	Bears, Chiefs	2000-09
Ralph Brown, DB (10)	Giants, Vikings, Browns, Cardinals	2000-09
Correll Buckhalter, RB (10)	Eagles, Broncos	2001-10
Rex Burkhead, RB (10)	Bengals, Patriots, Texans	2013-22
Roger Craig, RB (11)	49ers, Raiders, Vikings	1983-93
Lavonte David, LB (12)	Buccaneers	2012-present
John Dutton, DL (14)	Colts, Cowboys	1974-87
Vince Ferragamo, QB (10)	Rams, Bills, Packers	1977-86
Pat Fischer, DB (17)	Cardinals, Redskins	1961-77
Irving Fryar, WR (17)	Patriots, Dolphins, Eagles, Redskins	1984-00
Ahman Green, RB (12)	Seahawks, Packers, Texans	1998-09
Willie Harper, LB (10)	49ers	1973-83
Russ Hochstein, OL (12)	Patriots, Broncos, Chiefs	2001-12
Dave Humm, QB	Raiders, Bills, Colts	1975-84
Ed Husmann, DL (11)	Cardinals, Cowboys, Oilers	1953-65
Richie Incognito, OL (15)	Rams, Bills, Dolphins, Raiders	2005-13; 2015-17; 2019-21
Chris Kelsay, DL (10)	Bills	2003-12
Sam Koch, P (16)	Ravens	2006-21
Roy Lyman, T (11)	Canton, Cleveland, Frankford, Bears	1922-34
Ron McDole, DL (18)	Cardinals, Oilers, Bills, Redskins	1961-78
Mike Minter, DB (10)	Panthers	1997-06
Bob Nelson, LB (11)	Bills, Seahawks, Raiders	1975-85
Bob Newton, OL (12)	Bears, Seahawks	1971-82
John Parrella, DL (12)	Bills, Chargers, Raiders	1993-04
Dominic Raiola, OL (14)	Lions	2001-14
Cory Schlesinger, FB (12)	Lions, Dolphins	1995-06
Scott Shanle, LB (10)	Rams, Cowboys, Saints	2003-12
Will Shields, OL (14)	Chiefs	1993-06
Matt Slauson, OL (10)	Jets, Bears, Chargers, Colts	2009-18
Neil Smith, DL (13)	Chiefs, Broncos, Chargers	1988-00
Ndamukong Suh, DL (13)	Lions, Dolphins, Rams, Buccaneers, Eagles	2010-22
Broderick Thomas, LB (10)	Buccaneers, Lions, Vikings, Cowboys	1989-98
Mick Tingelhoff, OL (17)	Vikings	1962-78
Adam Treu, OL (10)	Raiders	1997-06
Kyle Vanden Bosch, DL (12)	Cardinals, Titans, Lions	2001-12
Zach Wiegert, OL (12)	Rams, Panthers, Jaguars, Texans	1995-06
Jamie Williams, TE (12)	Cardinals, Oilers, 49ers, Raiders	1983-94
Jimmy Williams, LB (12)	Lions, Vikings, Buccaneers	1982-93
Keith Wortman, OL (10)	Packers, Cardinals	1972-81

NCAA Team Records Held by the Huskers

Yards gained without loss, game

677, vs. New Mexico State, 1982

Fewest punts, game

0, nine times, last vs. Kansas, 2000 (tied with several other teams)

Field goals made, game

7, vs. Missouri, 1985; Western Michigan vs. Marshall, 1984

First downs by rush, game

36, vs. New Mexico State, 1982

100-yard rushers, game

4, at Baylor, 2001--Thunder Collins, 165; Dahrran Diedrick, 137; Eric Crouch, 132; Judd Davies, 119 --(tied with 5 other teams)

Longest pass play

99 yards vs. Georgia, 2014 Capital One Bowl

Touchdowns rushing per game, season

5.5, 1997 (66 TD, 12 games)

Touchdowns rushing and passing per game, season

7.0, 1983 (84, 12 games); Louisiana Tech, 2012 (84, 12 games)

Most points scored, 12-game season

624, 1983

Lowest average yards per play allowed, season (min. 600-699 rushes)

2.51, 1967

Lowest average yards per rush allowed, season (min. 500 rushes)

2.06, 1971

Consecutive Seasons Playing in a Bowl Game (Same Record for Consecutive 9-Win Seasons)

33, 1969-2001

Consecutive sellouts (Entering 2024 Season)

396, 1962-present

NCAA Individual Records Held by Huskers

Longest pass play

99, Tommy Armstrong Jr. to Quincy Enunwa,
2014 Capital One Bowl (tied with many)

Field goals made, game

7, Dale Klein, vs. Missouri, 1985 (tied with 1 other)

Best perfect record of field goals made, game

7, Dale Klein, vs. Missouri, 1985

Touchdown by rush, pass and reception, game

Joe Ganz, vs. New Mexico State, 2008
Eric Crouch, vs. California, 1999
Johnny Rodgers, vs. Notre Dame, 1973 Orange Bowl
Jeff Kinney, vs. Oklahoma, 1969 (all tied with many)

Blocked field goals, game

2, Kyle Vanden Bosch vs. Texas A&M, 1999 (tied with many)

Field goals made, half

5, Dale Klein, vs. Missouri, 1985;
Drew Brown, vs. Southern Miss, 2015 (tied with 1 other)

Average gain per rush, season (214-281 rushes)

7.81, Mike Rozier, 1983

3,000 yards rushing and 4,000 yards passing by a QB, career

Eric Crouch, 1998-2001 (tied with several others)

Players reaching 2,000 career rushing yards in same season

3, Nebraska, 2000 (tied with 2009 Nevada)
(Correll Buckhalter, Dan Alexander, Eric Crouch)

Kickoff, punt & interception returns for touchdowns, season

Joe Walker, 1998 (tied with 10 others)

Consecutive passes caught for touchdowns, season

6, Gerald Armstrong, Sept. 5-Nov. 7, 1992
(tied with 1 other)

Highest percentage of PATs/field goals made, season (min. 30 PATs/15 FG)

98.6% Alex Henery, 2010 (54-54 PATs; 18-19 FG)

Touchdowns scored on kick/punt returns, career

8, Johnny Rodgers, 1970-72 (tied with 9 others)

All-purpose yards gained by two players on the same team, career

11,266, Ameer Abdullah (7,186) & Kenny Bell
(4,080), 2011-14

Highest percentage of PATs/field goals made, career (min. 100 PATs/50 FG)

96.7% Alex Henery, 2007-10
(193-194 PATs; 68-76 FG)

Field goal percentage, career (min. 55 attempts)

89.5 (68-76), Alex Henery, 2007-10

Field goal percentage, career (40 yards or more)

78.8 (26-33), Alex Henery, 2007-10

Field goal percentage, career (40-49 yards)

95.4 (21-22), Alex Henery, 2007-10

Four field goals in a game, career

6, Alex Henery, 2007-10 (tied with 3 others)

Nebraska Individual Offensive Records

(Regular-season games from 1946 to 2001. The NCAA began including bowl games in statistics in 2002. Top bowl game performances are noted with an asterisk.)

Rushing Game

Attempts: 38; Rex Burkhead, IB, vs. Iowa, Nov. 25, 2011 (160 yards)

Yards: 307; Roy Helu Jr., IB, vs. Missouri, Oct. 30, 2010 (28 att.)

Yards, Quarter: 142; Roy Helu Jr., IB, vs. Missouri Oct. 30, 2010 (1st, 3 att.)

Note: Ahman Green had 13 carries for 159 yards in the third quarter of the 1998 Orange Bowl against Tennessee

Yards, Half: 230; Mike Rozier, IB, vs. Kansas, Nov. 12, 1983 (1st, 26 att.)

Yards Per Attempt: (min. 10 att.)--19.20; Craig Johnson, IB, at Kansas, Nov. 4, 1978 (192 yards, 10 att.); (min. 20 att.)--11.70; Roger Craig, IB, vs. Florida St., Sept. 19, 1981 (234 yards, 20 att.); *12.00; Dan Alexander, IB, vs. Northwestern, Alamo Bowl, Dec. 30, 2000 (240 yards, 20 att.); (min. 30 att.)--9.19; Mike Rozier, IB, vs. Kansas, Nov. 12, 1983 (285 yards, 31 att.)

Touchdowns: 6; Calvin Jones, IB, at Kansas, Nov. 9, 1991

Most Players Gaining 100 Yards: 4; at Baylor, Oct. 13, 2001 (Thunder Collins, IB, 165; Dahrnan Diedrick, IB, 137; Eric Crouch, QB, 132; Judd Davies, FB, 119)

Most Yards Gained by Two Players: 396; Ken Clark, IB, (256) and Steve Taylor, QB, (140), vs. Oklahoma St., Oct. 15, 1988

Longest Nebraska Run: 95 (TD); Eric Crouch, QB, at Missouri, Sept. 29, 2001

Longest Nebraska Run, No TD: 73; I.M. Hipp, IB, vs. Indiana, Oct. 1, 1977; Rex Burkhead, IB, at Ohio State, Oct. 6, 2012

Best Single-Game Rushing Totals by Class

Freshman: 294; Calvin Jones, IB, at Kansas, Nov. 9, 1991 (27 att.)

Sophomore: 254; I.M. Hipp, IB, vs. Indiana, Oct. 1, 1977 (28 att.)

Junior: 256; Ken Clark, IB, vs. Oklahoma St., Oct. 15, 1988 (27 att.)

Senior: 307; Roy Helu Jr., IB, vs. Missouri, Oct. 30, 2010 (28 att.)

100-Yard Rushing Games

(since 1946 NU has had 514 100-yard games by 110 players)

*Denotes bowl game performance

100-Yard Performances: 514 (includes bowl games)

100-Yard Performances in Bowls: 18

100-Yard Performances vs. Big 12 Opponents: 247

100-Yard Performances vs. Big Ten Opponents: 44

200-Yard Performances: 41

300-Yard Performances: 1

300-Yard Rushing Games (1)

1. Roy Helu Jr., IB vs. Missouri, Oct. 30, 2010 (28 att., 3 TD) 307

200-Yard Rushing Games (41 by 16 players)

2. Calvin Jones, IB at Kansas, Nov. 9, 1991 (27 att., 6 TD) 294

3. Mike Rozier, IB vs. Kansas, Nov. 12, 1983 (31 att., 4 TD) 285

4. Ken Clark, IB vs. Okla. St., Oct. 15, 1988 (27 att., 3 TD) 256

5. Rick Berns, IB vs. Missouri, Nov. 18, 1978 (36 att., 2 TD) 255

6. I.M. Hipp, IB vs. Indiana, Oct. 1, 1977 (28 att., 0 TD) 254

7. Mike Rozier, IB vs. Okla. St., Nov. 6, 1982 (33 att., 4 TD) 251

8. Keith Jones, IB at Colorado, Nov. 28, 1987 (26 att., 2 TD) 248

9. Taylor Martinez, QB at Kansas St., Oct. 7, 2010 (15 att., 4 TD) 241

10. Keith Jones, IB vs. Iowa St., Nov. 7, 1987 (15 att., 2 TD) 240

*Dan Alexander, IB vs. Northwestern (Alamo Bowl), Dec. 30, 2000 (20 att., 2 TD) 240

12. Roger Craig, IB vs. Florida St., Sept. 19, 1981 (20 att., 1 TD) 234

Jammal Lord, QB vs. Texas, Nov. 2, 2002 (23 att., 0 TD) 234

14. Marlon Lucky, IB vs. Nevada, Sept. 1, 2007 (30 att., 3 TD) 233

15. Ameer Abdullah, IB vs. Florida Atlantic, Aug. 30, 2014 (21 att., 1 TD) 232

16. Ameer Abdullah, IB vs. Miami, Sept. 20, 2014 (35 att., 2 TD) 229

17. Mike Rozier, IB at Kansas St., Oct. 29, 1983 (23 att., 3 TD) 227

18. Ken Clark, IB at Kansas St., Oct. 22, 1988 (20 att., 1 TD) 225

Ameer Abdullah, IB vs. Illinois, Oct. 5, 2013 (20 att., 2 TD) 225

Ameer Abdullah, IB vs. Rutgers, Oct. 25, 2014 (19 att., 3 TD) 225

21. Lawrence Phillips, IB vs. Okla. St., Oct. 8, 1994 (33 att., 3 TD) 221

22. Jammal Lord, QB vs. McNeese St., Oct. 5, 2002 (17 att., 3 TD) 218

23. Ahman Green, IB at Iowa St., Nov. 16, 1996 (29 att., 1 TD) 214

24. Mike Rozier, IB at Colorado, Oct. 9, 1982 (32 att., 1 TD) 212

Mike Rozier, IB vs. Iowa St., Nov. 5, 1983 (26 att., 4 TD) 212

26. Rick Berns, IB at Hawaii, Dec. 4, 1976 (25 att., 4 TD) 211

27. Ahman Green, IB vs. Iowa St., Nov. 15, 1997 (15 att., 3 TD) 209

Ameer Abdullah, IB vs. Illinois, Sept. 27, 2014 (22 att., 3 TD) 209

29. Leodis Flowers, IB at Iowa St., Oct. 27, 1990 (25 att., 3 TD) 208

Calvin Jones, IB vs. Iowa St., Nov. 13, 1993 (26 att., 1 TD) 208

Dan Alexander, IB vs. San Jose St., Sept. 2, 2000 (17 att., 2 TD) 208

32. I.M. Hipp, IB at Kansas St., Oct. 8, 1977 (23 att., 2 TD) 207

33. Jarvis Redwine, IB vs. Colorado, Oct. 27, 1979 (18 att., 3 TD) 206

Lawrence Phillips, IB at Michigan St., Sept. 9, 1995 (22 att., 4 TD) 206

*Ahman Green, IB vs. Tennessee (Orange Bowl), Jan. 2, 1998, (29 att., 2 TD) 206

36. Mike Rozier, IB at Oklahoma, Nov. 26, 1983 (32 att., 1 TD) 205

Taylor Martinez, QB at Michigan St., Nov. 3, 2012 (17 att., 2 TD) 205

38. Frank Solich, FB at Air Force, Sept. 25, 1965 (17 att., 3 TD) 204

Mike Rozier, IB vs. Kansas St., Oct. 16, 1982 (21 att., 2 TD) 204

40. Ahman Green, IB at Colorado, Nov. 28, 1997 (29 att., 2 TD) 202

41. I.M. Hipp, IB vs. Kansas, Nov. 12, 1977 (23 att., 0 TD) 200

Bowl Game Record

Dan Alexander, IB vs. Northwestern, Dec. 30, 2000, Alamo Bowl (20 att., 2 TD) 240

190-199-Yard Rushing Games (13)

42. Doug DuBoise, IB at Missouri, Oct. 19, 1985 199

*Tommie Frazier, QB vs. Florida, Jan. 2, 1996, Fiesta Bowl 199

44. Terrell Newby, IB vs. South Alabama, Sept. 12, 2015 198

45. Mike Rozier, IB at Minnesota, Sept. 17, 1983 196

46. Calvin Jones, IB at Kansas, Nov. 6, 1993 195

47. Cory Ross, IB vs. Missouri, Oct. 30, 2004 194

48. Ahman Green, IB vs. Kansas St., Oct. 4, 1997 193

49. Craig Johnson, IB at Kansas, Nov. 4, 1978 192

Tre Bryant, IB vs. Arkansas State, Sept. 2, 2017 192

51. Mike Rozier, IB vs. Wyoming, Sept. 10, 1983 191

Doug DuBoise, IB vs. Illinois, Sept. 21, 1985 191

Eric Crouch, QB at Missouri, Sept. 29, 2001 191

Dedrick Mills, RB at Rutgers, Dec. 18, 2020 191

180-189-Yard Rushing Games (14)

55. Jarvis Redwine, IB at Penn St., Sept. 27, 1980 189

Paul Miles, IB vs. New Mexico, Oct. 5, 1985 189

Ahman Green, IB at Missouri, Nov. 8, 1997 189

Anthony Grant, RB vs. North Dakota, Sept. 3, 2022 189

59. Dedrick Mills, RB vs. Wisconsin, Nov. 16, 2019 188

60. Bobby Reynolds, HB vs. Indiana, Sept. 30, 1950 187

61. Bobby Reynolds, HB vs. Penn St., Oct. 21, 1950 186

Calvin Jones, IB vs. Kansas St., Oct. 16, 1992 186

63. I.M. Hipp, IB vs. Kansas St., Oct. 14, 1978 183

Roger Craig, IB vs. Kansas St., Nov. 8, 1980 183

Jeff Smith, IB vs. Minnesota, Sept. 15, 1984 183

Lawrence Phillips, IB at Iowa St., Nov. 12, 1994 183

67. Brandon Jackson, IB at Oklahoma St., Oct. 28, 2006 182

Dan Alexander, IB at Colorado, Nov. 26, 1999 180

170-179-Yard Rushing Games (22)

69. Mike Rozier, IB vs. Kansas, Oct. 31, 1981 179

Ahman Green, IB vs. Texas A&M, Dec. 6, 1997 179

Josh Davis, IB vs. Penn St., Sept. 13, 2003 179

72. Lawrence Phillips, IB vs. UCLA, Sept. 17, 1994 178

Ahman Green, IB vs. Texas Tech, Oct. 18, 1997 178

74. Ken Clark, IB vs. Kansas, Nov. 11, 1989 177

Dahrnan Diedrick, IB vs. Troy St., Sept. 1, 2001 177

76. Roger Craig, IB at Colorado, Oct. 25, 1980 176

Gerry Gdowski, QB vs. Iowa St., Oct. 28, 1989 176

Calvin Jones, IB vs. Oklahoma St., Oct. 10, 1992 176

Ahman Green, IB vs. Wash. St., Sept. 30, 1995 176

Ahman Green, IB vs. Iowa St., Nov. 4, 1995 176

81. Bobby Reynolds, HB vs. Missouri, Nov. 4, 1950 175

Derek Brown, IB vs. Utah St., Sept. 7, 1991 175

Lawrence Phillips, IB at Texas Tech, Sept. 8, 1994 175

84.	Damon Benning, IB vs. Pacific, Sept. 23, 1995	173
85.	I.M. Hipp, IB vs. Colorado, Oct. 22, 1977	172
86.	Jeff Kinney, HB at Oklahoma, Nov. 25, 1971	171
87.	Jeff Smith, IB vs. Wyoming, Sept. 8, 1984	170
	Scott Baldwin, IB at Kansas, Nov. 10, 1990	170
	Rex Burkhead, IB at Wyoming, Sept. 24, 2011	170
	Devine Ozigbo, IB vs. Purdue, Sept. 29, 2018	170

160-169-Yard Rushing Games (27)

91.	Cory Ross, IB vs. Southern Miss, Sept. 11, 2004	169
	Roy Helu Jr., IB vs. Virginia Tech, Sept. 19, 2009	169
93.	Keith Jones, IB at Illinois, Sept. 20, 1986	168
	Ken Clark, IB vs. Northern Illinois, Sept. 9, 1989	168
	Lawrence Phillips, IB vs. Wyoming, Oct. 1, 1994	168
	DeAngelo Evans, IB vs. Kansas St., Oct. 21, 1996	168
97.	I.M. Hipp, IB vs. Utah St., Sept. 15, 1979	167
	Ken Clark, IB at Oklahoma, Nov. 19, 1988	167
	Ameer Abdullah, IB vs. Arkansas St., Sept. 15, 2012	167
100.	Ken Clark, IB vs. Kansas St., Oct. 7, 1989	166
	Roy Helu Jr., IB vs. Colorado, Nov. 28, 2008	166
	Taylor Martinez, QB vs. Fresno St., Oct. 10, 2011	166
103.	I.M. Hipp, IB vs. Iowa St., Oct. 15, 1977	165
	Jeff Smith, IB at Colorado, Oct. 20, 1984	165
	Ken Clark, IB vs. Colorado, Nov. 12, 1988	165
	*Lawrence Phillips, IB vs. Florida, Jan. 2, 1996, Fiesta Bowl	165
	Thunder Collins, IB at Baylor, Oct. 13, 2001	165
	Ameer Abdullah, IB at Minnesota, Oct. 26, 2013	165
109.	Ahman Green, IB vs. Colorado St., Sept. 28, 1996	163
110.	Doug DuBose, IB vs. Missouri, Oct. 13, 1984	162
	Eric Crouch, QB at Colorado, Nov. 23, 2001	162
	Devine Ozigbo, IB vs. Illinois, Nov. 10, 2018	162
113.	Bobby Reynolds, HB at Minnesota, Oct. 7, 1950	161
	Ahman Green, IB vs. Missouri, Nov. 9, 1996	161
115.	Harry Wilson, HB vs. Oklahoma, Nov. 25, 1965	161
	*Cory Ross, IB vs. Michigan, Dec. 28, 2005, Alamo Bowl	161
117.	Rex Burkhead, IB vs. Iowa, Nov. 25, 2011	160

150-159-Yard Rushing Games (39)

118.	Mike Rozier, IB vs. UCLA, Sept. 24, 1983	159
	Mike Rozier, IB at Missouri, Oct. 15, 1983	159
	Tom Rathman, FB vs. Kansas, Nov. 16, 1985	159
	Jammal Lord, QB at Texas A&M, Oct. 26, 2002	159
	Devine Ozigbo, IB at Northwestern, Oct. 13, 2018	159
123.	Jarvis Redwine, IB at Oklahoma, Nov. 17, 1979	158
	Tommie Frazier, QB vs. Kansas St., Oct. 16, 1993	158
	Ahman Green, IB at Baylor, Oct. 11, 1997	158
	Eric Crouch, QB vs. Kansas St., Nov. 13, 1999	158
127.	Monte Anthony, IB at Colorado, Nov. 2, 1974	157
	Jarvis Redwine, IB vs. Kansas, Oct. 13, 1979	157
	Doug DuBose, IB vs. Oklahoma St., Oct. 6, 1984	157
	Steve Taylor, QB vs. Utah St., Sept. 5, 1987	157
	Dahrran Diedrick, IB vs. Texas Tech, Oct. 20, 2001	157
	Roy Helu Jr., IB vs. Oklahoma, Nov. 1, 2008	157
	Taylor Martinez, QB vs. Idaho, Sept. 11, 2010	157
	Adrian Martinez, QB at Rutgers, Dec. 18, 2020	157
	Heinrich Haarberg, QB vs. Louisiana Tech, Sept. 23, 2023	157
136.	Bobby Reynolds, HB at Kansas, Oct. 28, 1950	156
	Paul Miles, IB vs. Oregon, Sept. 28, 1985	156
	Derek Brown, IB vs. Kansas, Nov. 7, 1992	156
	Marlon Lucky, IB vs. Troy, Sept. 23, 2006	156
	Roy Helu Jr., IB at Kansas, Nov. 14, 2009	156
141.	Mike Rozier, IB vs. Colorado, Oct. 22, 1983	155
142.	I.M. Hipp, IB vs. California, Sept. 9, 1978	154
	Steve Taylor, QB at Iowa St., Nov. 5, 1988	154
	Derek Brown, IB vs. Middle Tenn. St., Sept. 12, 1992	154
145.	Rex Fischer, QB at Iowa St., Nov. 5, 1955	153
	Rick Berns, IB vs. Washington St., Sept. 10, 1977	153
	Jarvis Redwine, IB vs. Iowa, Sept. 20, 1980	153
	Mike Rozier, IB at Kansas St., Oct. 17, 1981	153
	Lawrence Phillips, IB vs. Kansas, Nov. 5, 1994	153
	Lawrence Phillips, IB at Okla. St., Aug. 31, 1995	153
	Cory Ross, IB vs. Pittsburgh, Sept. 17, 2005	153
152.	Jarvis Redwine, IB vs. Oklahoma, Nov. 22, 1980	152
	Roy Helu Jr., IB vs. Florida Atlantic, Sept. 5, 2009	152
	Devine Ozigbo, IB vs. Minnesota, Oct. 20, 2018	152
155.	Bobby Reynolds, HB at Miami, Nov. 30, 1951	151
	Leodis Flowers, IB vs. Oregon St., Sept. 29, 1990	151

140-149-Yard Rushing Games (31)

157.	Mike Rozier, IB vs. New Mexico St., Sept. 18, 1982	149
158.	Derek Brown, IB at Missouri, Oct. 24, 1992	148
	Cody Glenn, IB at Iowa St., Oct. 7, 2006	148
160.	Ron Kirkland, HB vs. Kansas, Nov. 6, 1965	147
	Tony Davis, IB vs. UCLA, Sept. 8, 1973	147
	*Mike Rozier, IB vs. Miami, Jan. 2, 1984, Orange Bowl	147
	Ameer Abdullah, IB at Penn State, Nov. 23, 2013	147
164.	Mike Rozier, IB at Oklahoma St., Oct. 8, 1983	146
	Ken Clark, IB at Iowa St., Nov. 5, 1988	146
	DeAngelo Evans, IB vs. Washington, Sept. 26, 1998	146
	Ameer Abdullah, IB vs. Northwestern, Oct. 18, 2014	146
168.	Bobby Reynolds, HB at Colorado, Oct. 14, 1950	145
	Joe Orduña, HB at Oklahoma St., Oct. 26, 1968	145
	Jarvis Redwine, IB vs. Florida St., Oct. 4, 1980	145
	Keith Jones, IB at Arizona St., Sept. 26, 1987	145
	Derek Brown, IB vs. Kansas St., Oct. 19, 1991	145
	Eric Crouch, QB at Iowa St., Oct. 7, 2000	145
174.	Ameer Abdullah, IB vs. Wyoming, Aug. 31, 2013	144
175.	John Bordogna, QB vs. Kansas St., Oct. 11, 1952	143
	Derek Brown, IB at Oklahoma St., Oct. 12, 1991	143
	Clinton Childs, IB vs. Arizona St., Sept. 16, 1995	143
	Correll Buckhalter, IB vs. La. Tech, Aug. 29, 1998	143
179.	Mike Rozier, IB vs. Syracuse, Oct. 1, 1983	142
	Brandon Jackson, IB vs. Colorado, Nov. 24, 2006	142
181.	Bobby Reynolds, HB vs. Kansas St., Nov. 11, 1950	141
	Bob Smith, HB vs. Kansas, Oct. 31, 1953	141
	Scott Frost, QB at Missouri, Nov. 8, 1997	141
184.	Steve Taylor, QB vs. Oklahoma St., Oct. 15, 1988	140
	Taylor Martinez, QB vs. Wisconsin, Dec. 1, 2012	140
	Terrell Newby, IB vs. Illinois, Oct. 1, 2016	140
	*Rex Burkhead, IB vs. Georgia, Jan. 1, 2013, Capital One Bowl	140

130-139-Yard Rushing Games (45)

188.	Willie Greenlaw, HB vs. Kansas, Oct. 29, 1955	139
	Mike Rozier, IB vs. Missouri, Oct. 23, 1982	139
	Doug DuBose, IB at Oklahoma St., Oct. 19, 1985	139
	Steve Taylor, QB vs. Florida St., Sept. 6, 1986	139
	Ameer Abdullah, IB vs. So. Dakota St., Sept. 21, 2013	139
193.	Bob Smith, HB vs. Miami, Oct. 17, 1953	138
	Craig Johnson, IB vs. Kansas, Oct. 13, 1979	138
	Leodis Flowers, IB vs. Oklahoma St., Oct. 20, 1990	138
	Calvin Jones, IB vs. Kansas St., Oct. 16, 1993	138
	Lawrence Phillips, IB vs. Pacific, Sept. 24, 1994	138
	*Cory Ross, IB vs. Mich. St., Dec. 29, 2003, Alamo Bowl	138
	Roy Helu Jr., IB vs. Oklahoma, Nov. 7, 2009	138
	Anthony Grant, RB vs. Georgia Southern, Sept. 10, 2022	138
201.	Calvin Jones, IB at Oklahoma, Nov. 27, 1992	137
	Lawrence Phillips, IB at UCLA, Sept. 18, 1993	137
	Eric Crouch, QB vs. Texas A&M, Nov. 6, 1999	137
	Dahrran Diedrick, IB at Baylor, Oct. 13, 2001	137
	Taylor Martinez, QB at Washington, Sept. 18, 2013	137
206.	Calvin Jones, IB at Oklahoma St., Oct. 7, 1993	136
	Dan Alexander, IB at Texas, Oct. 23, 1999	136
	Correll Buckhalter, IB vs. Texas, Dec. 4, 1999	136
	Dahrran Diedrick, IB at Kansas, Nov. 3, 2001	136
	Anthony Grant, RB vs. Indiana, Oct. 1, 2022	136
211.	Joe Orduña, HB at USC, Sept. 19, 1970	135
	Derek Brown, IB at Arizona St., Sept. 28, 1991	135
	Damon Benning, IB vs. Baylor, Oct. 12, 1996	135
	Dan Alexander, IB vs. Iowa St., Oct. 9, 1999	135
	Dan Alexander, IB vs. Texas A&M, Nov. 6, 1999	135
	Taylor Martinez, QB vs. Chattanooga, Sept. 3, 2011	135
	Anthony Grant, RB vs. Louisiana Tech, Sept. 23, 2023	135
217.	Doug DuBose, IB at Iowa St., Nov. 3, 1984	134
218.	Bill Thornton, HB vs. Syracuse, Oct. 14, 1961	133
	Correll Buckhalter, IB vs. Kansas, Oct. 17, 1998	133
	Dahrran Diedrick, IB vs. Notre Dame, Sept. 8, 2001	133
221.	Rick Berns, IB at Colorado, Oct. 21, 1978	132
	Correll Buckhalter, IB at Missouri, Sept. 25, 1999	132
	Eric Crouch, QB at Baylor, Oct. 13, 2001	132
	Tommy Armstrong Jr., QB at Northwestern, Sept. 24, 2016	132
225.	Tommy Armstrong Jr., QB vs. McNeese St., Sept. 6, 2014	131
226.	Ken Clark, IB vs. Utah, Sept. 16, 1989	130
	Tommie Frazier, QB vs. W. Virginia, Aug. 28, 1994	130
	DeAngelo Evans, IB vs. Texas, Dec. 7, 1996	130

	Dan Alexander, IB at Kansas St., Nov. 11, 2000	130		*Ameer Abdullah, IB vs. Georgia, Jan. 1, 2014, Gator Bowl	122
	Cory Ross, IB at Oklahoma, Nov. 13, 2004	130		Luke McCaffrey, QB, vs. Illinois, Nov. 21, 2020	122
	Rex Burkhead, IB vs. Michigan St., Oct. 29, 2011	130	304.	Dennis Korinek, HB vs. Iowa St., Oct. 2, 1954	121
120-129-Yard-Rushing Games (86)					
232.	Ron Clark, HB vs. Missouri, Nov. 4, 1950	129		Jerry Brown, FB vs. Iowa St., Oct. 6, 1956	121
	Carroll Zaruba, HB vs. Colorado, Nov. 14, 1959	129		Bill Thornton, HB at Oklahoma St., Oct. 21, 1961	121
	Jeff Moran, IB vs. Kansas St., Nov. 18, 1972	129		Roger Craig, IB vs. Penn St., Sept. 26, 1981	121
	Jarvis Redwine, IB vs. Missouri, Nov. 1, 1980	129		Roger Craig, IB at Oklahoma St., Nov. 7, 1981	121
	Doug DuBose, IB vs. Florida St., Sept. 7, 1985	129		Derek Brown, IB vs. Colorado St., Sept. 14, 1991	121
	Keith Jones, IB vs. South Carolina, Oct. 3, 1987	129		Calvin Jones, IB vs. Iowa St., Nov. 16, 1991	121
	Calvin Jones, IB vs. Missouri, Oct. 23, 1993	129		Scott Frost, QB at Kansas, Oct. 25, 1997	121
	Ahman Green, IB at Washington, Sept. 20, 1997	129		Rex Burkhead, IB at Penn St., Nov. 12, 2011	121
	Joel Makovicka, FB at Washington, Sept. 20, 1997	129	313.	Ben Gregory, HB vs. Oklahoma St., Nov. 11, 1967	120
	Rex Burkhead, IB at Iowa St., Nov. 6, 2010	129		Jarvis Redwine, IB vs. New Mexico St., Oct. 6, 1979	120
242.	Rick Berns, IB vs. Alabama, Sept. 17, 1977	128		Tyreece Knox, IB at Kansas, Oct. 8, 1988	120
	David Horne, IB at Texas A&M, Oct. 26, 2002	128		Derek Brown, IB vs. Minnesota, Sept. 22, 1990	120
244.	Dick Davis, FB vs. Oklahoma, Nov. 25, 1967	127		Rex Burkhead, IB vs. Washington, Sept. 17, 2011	120
	Jeff Kinney, HB at Oklahoma, Nov. 22, 1969	127	110-119-Yard Rushing Games (78)		
	Rick Berns, IB at Colorado, Oct. 9, 1976	127	318.	Calvin Jones, IB vs. Middle Tenn. St., Sept. 12, 1992	119
	Mike Rozier, IB vs. Iowa, Sept. 11, 1982	127		Dan Alexander, IB vs. Kansas, Nov. 4, 2000	119
	Roger Craig, IB at Hawaii, Dec. 4, 1982	127		Judd Davies, FB at Baylor, Oct. 13, 2001	119
	Tyreece Knox, IB vs. Missouri, Oct. 18, 1986	127		David Horne, IB at Missouri, Oct. 11, 2003	119
	Damon Benning, IB vs. Texas Tech, Sept. 11, 1993	127		Rex Burkhead, IB vs. Ohio St., Oct. 8, 2011	119
	Correll Buckhalter, IB vs. Iowa St., Oct. 9, 1999	127		Ameer Abdullah, IB at UCLA, Sept. 8, 2012	119
	Eric Crouch, QB vs. Kansas, Nov. 4, 2000	127		Rex Burkhead, IB vs. Idaho St., Sept. 22, 2012	119
	Taylor Martinez, QB vs. W. Kentucky, Sept. 4, 2010	127	326.	Rex Burkhead, IB at Ohio St., Oct. 6, 2012	119
	Ameer Abdullah, IB vs. Northwestern, Nov. 2, 2013	127		*Rick Berns, IB vs. Texas Tech, Dec. 31, 1976,	118
	Jaquez Yant, RB vs. Northwestern, Oct. 2, 2021	127		Astro-Bluebonnet Bowl	
256.	Carroll Zaruba, HB vs. Kansas St., Oct. 8, 1959	126		*Mike Rozier, IB vs. LSU, Jan. 1, 1983, Orange Bowl	118
	Rudy Kinney, HB at Missouri, Nov. 2, 1963	126		Keith Jones, IB vs. Utah St., Sept. 5, 1987	118
	*Tony Davis, FB vs. Florida, Dec. 31, 1974, Sugar Bowl	126		Tyreece Knox, IB vs. Iowa St., Nov. 7, 1987	118
	Jeff Smith, IB vs. New Mexico St., Sept. 18, 1982	126		Leodis Flowers, IB vs. Iowa St., Oct. 28, 1989	118
	Ken Kaelin, FB at Iowa St., Nov. 8, 1986	126		Derek Brown, IB vs. Missouri, Oct. 26, 1991	118
	Tyreece Knox, IB at Iowa St., Nov. 8, 1986	126		Calvin Jones, IB vs. Oklahoma, Nov. 29, 1991	118
	Lawrence Phillips, IB vs. W. Virginia, Aug. 28, 1994	126		Adrian Martinez, QB at Illinois, Sept. 21, 2019	118
	Cory Ross, IB at Iowa St., Nov. 6, 2004	126	334.	Monte Anthony, IB at Okla. St., Oct. 18, 1975	117
	Ameer Abdullah, IB at Purdue, Oct. 12, 2013	126		Doug DuBose, IB at Kansas, Nov. 16, 1984	117
265.	Doug DuBose, IB vs. Colorado, Oct. 26, 1985	125		Keith Jones, IB at Kansas, Nov. 15, 1986	117
	Ken Clark, IB at Missouri, Oct. 14, 1989	125		Lawrence Phillips, IB at Kansas St., Oct. 15, 1994	117
	Gerry Gdowski, QB at Oklahoma St., Oct. 21, 1989	125		Correll Buckhalter, IB vs. San Jose St., Sept. 2, 2000	117
	Tommie Frazier, QB vs. Iowa St., Nov. 13, 1993	125		Rex Burkhead, IB at Minnesota, Oct. 22, 2011	117
	Correll Buckhalter, IB vs. Missouri, Oct. 24, 1998	125		Adrian Martinez, QB vs. Colorado, Sept. 9, 2018	117
	Eric Crouch, QB vs. Colorado, Nov. 24, 2000	125	341.	Jeff Kinney, HB at Iowa St., Nov. 7, 1970	116
	David Horne, IB at Oklahoma St., Oct. 19, 2002	125		Steve Taylor, QB vs. Arizona St., Sept. 24, 1988	116
	Cory Ross, IB vs. Western Illinois, Sept. 4, 2004	125		Correll Buckhalter, IB at Kansas, Oct. 30, 1999	116
	Quentin Castille, IB vs. Clemson, Jan. 1, 2009	125		Brandon Jackson, IB at Iowa St., Oct. 7, 2006	116
	Adrian Martinez, QB vs. Minnesota, Oct. 20, 2018	125		Ameer Abdullah, IB vs. Penn St., Nov. 10, 2012	116
275.	Bill Mueller, HB at Kansas St., Oct. 8, 1949	124		Terrell Newby, IB at Minnesota, Oct. 17, 2015	116
	Jeff Kinney, HB vs. Oregon, Sept. 11, 1971	124		Dedrick Mills, RB vs. No. Illinois, Sept. 14, 2019	116
	Jarvis Redwine, IB vs. Penn St., Sept. 29, 1979	124	348.	Tom Rathman, FB vs. Colorado, Oct. 26, 1985	115
	Leodis Flowers, IB vs. N. Illinois, Sept. 8, 1990	124		Keith Jones, IB at Oklahoma St., Oct. 17, 1987	115
	Keithen McCant, QB vs. Missouri, Oct. 13, 1990	124		Roy Helu Jr., IB vs. Kansas, Nov. 8, 2008	115
	Calvin Jones, IB vs. North Texas, Sept. 4, 1993	124		Anthony Grant, RB vs. Minnesota, Nov. 5, 2022	115
281.	Dennis Korinek, HB at Illinois, Sept. 26, 1953	123	352.	Doug DuBose, IB vs. Iowa St., Nov. 9, 1985	114
	Ron Kirkland, HB at Oklahoma St., Nov. 13, 1965	123		*Eric Crouch, QB vs. Miami, Jan. 3, 2002 (Rose Bowl)	114
	I.M. Hipp, IB at Indiana, Sept. 30, 1978	123		Ameer Abdullah, IB vs. Southern Miss, Sept. 7, 2013	114
	Mike Rozier, IB at Kansas, Oct. 30, 1982	123	355.	Bob Smith, HB at Iowa St., Nov. 7, 1953	113
	Jeff Smith, IB at UCLA, Sept. 22, 1984	123		Rick Berns, IB vs. Oklahoma, Nov. 11, 1978	113
	George Achola, IB vs. Minnesota, Sept. 22, 1990	123		Tom Rathman, FB vs. Florida St., Sept. 7, 1985	113
	Mickey Joseph, QB at Iowa St., Oct. 27, 1990	123		Terry Rodgers, IB vs. Arizona St., Sept. 24, 1988	113
	DeAngelo Evans, IB vs. Colorado, Nov. 29, 1996	123		Ahman Green, IB vs. C. Florida, Sept. 13, 1997	113
	Scott Frost, QB vs. Akron, Aug. 30, 1997	123		Dan Alexander, IB vs. Iowa, Sept. 23, 2000	113
	Ahman Green, IB at Kansas, Oct. 25, 1997	123		Dan Alexander, IB at Texas Tech, Oct. 14, 2000	113
	Eric Crouch, QB at Colorado, Nov. 26, 1999	123	362.	Nick Adduci FB vs. Colorado, Nov. 19, 1949	112
	Cory Ross, IB vs. Wake Forest, Sept. 10, 2005	123		Joe Orduna, HB at Colorado, Nov. 16, 1968	112
	Ameer Abdullah, IB vs. Michigan St., Nov. 16, 2013	123		Jeff Quinn, QB vs. Utah St., Sept. 15, 1979	112
294.	Bob Smith, HB vs. Colorado, Nov. 14, 1953	122		Leodis Flowers, IB at Kansas St., Oct. 6, 1990	112
	I.M. Hipp, IB vs. Baylor, Sept. 24, 1977	122		Ahman Green, IB vs. Pacific, Sept. 23, 1995	112
	Andra Franklin, FB vs. Oklahoma, Nov. 22, 1980	122		Dan Alexander, IB at Notre Dame, Sept. 9, 2000	112
	Andra Franklin, FB vs. Missouri, Nov. 1, 1980	122		Tierre Green, IB vs. Western Illinois, Sept. 4, 2004	112
	Steve Taylor, QB at Arizona St., Sept. 26, 1987	122		Taylor Martinez, QB at Oklahoma St., Oct. 23, 2010	112
	Ken Clark, IB vs. Arizona St., Sept. 24, 1988	122		Taylor Martinez, QB at UCLA, Sept. 8, 2012	112
	Gerry Gdowski, QB at Missouri, Oct. 14, 1989	122		Devine Ozigbo, IB, vs. Wisconsin, Oct. 7, 2017	112
	David Horne, IB vs. Kansas, Nov. 9, 2002	122	373.	Adrian Martinez, QB vs. Buffalo, Sept. 11, 2021	112
				Willie Ross, HB at Kansas, Nov. 10, 1962	111
				Tony Davis, IB at Oklahoma St., Oct. 27, 1973	111

	Tony Davis, IB at Kansas St., Nov. 17, 1973	111	Correll Buckhalter, IB at Texas Tech, Oct. 14, 2000	105
	Monte Anthony, IB vs. Northwestern, Sept. 28, 1974	111	Eric Crouch, QB vs. Texas Tech, Oct. 20, 2001	105
	Kenny Brown, WB at Oklahoma St., Oct. 20, 1979	111	Imani Cross, IB vs. Wyoming, Aug. 31, 2013	105
	Mike Rozier, IB at Hawaii, Dec. 4, 1982	111	Ameer Abdullah, IB at Michigan, Nov. 9, 2013	105
	Leodis Flowers, IB vs. Missouri, Oct. 13, 1990	111	Chubba Purdy, QB at Wisconsin, Nov. 18, 2023	105
	Calvin Jones, IB vs. Arizona St., Sept. 26, 1992	111	453. Rudy Johnson, HB vs. Air Force, Oct. 12, 1963	104
	Ahman Green, IB vs. Arizona St., Sept. 16, 1995	111	Harry Wilson, HB Oklahoma St., Nov. 12, 1966	104
	Jammal Lord, QB at Penn St., Sept. 14, 2002	111	Jeff Kinney, HB vs. Kansas, Oct. 16, 1971	104
	Jammal Lord, QB at Missouri, Oct. 11, 2003	111	Gary Dixon, HB vs. Kansas, Oct. 16, 1971	104
	Brandon Jackson, IB vs. Missouri, Nov. 4, 2006	111	Andra Franklin, FB at Iowa St., Nov. 15, 1980	104
	Marlon Lucky, IB at Texas, Oct. 27, 2007	111	Doug DuBose, IB at UCLA, Sept. 22, 1984	104
	Adrian Martinez, QB at Illinois, Aug. 28, 2021	111	Dan Alexander, IB vs. Baylor, Oct. 21, 2000	104
387.	Ron Clark, HB at Minnesota, Sept. 25, 1954	110	Eric Crouch, QB vs. Iowa St., Oct. 6, 2001	104
	Lawrence Phillips, IB at Missouri, Oct. 22, 1994	110	Rex Burkhead, IB at Washington, Sept. 18, 2010	104
	Dan Alexander, IB at Iowa St., Nov. 7, 1998	110	Taylor Martinez, QB vs. Penn St., Nov. 10, 2012	104
	Eric Crouch, QB vs. Missouri, Sept. 30, 2000	110	Greg Bell, IB vs. Colorado, Sept. 8, 2018	104
	Roy Helu Jr., IB at Washington, Sept. 18, 2010	110	464. George Cifra, FB vs. Iowa St., Oct. 4, 1952	103
	Roy Helu Jr., IB at Kansas St., Oct. 7, 2010	110	Willie Ross, HB at Kansas St., Oct. 7, 1961	103
	Ameer Abdullah, IB at Michigan St., Nov. 3, 2012	110	Mike Rozier, IB at Iowa St., Nov. 13, 1982	103
	Ameer Abdullah, IB at Fresno State, Sept. 13, 2014	110	Keith Jones, IB at South Carolina, Oct. 4, 1986	103
	Devine Ozigbo, IB vs. Bethune-Cookman, Oct. 27, 2018	110	Lawrence Phillips, IB vs. Colorado, Oct. 29, 1994	103
			Eric Crouch, QB at Oklahoma, Oct. 28, 2000	103
			Jammal Lord, QB vs. Arizona St., Aug. 24, 2002	103
100-109-Yard Rushing Games (117)			Cory Ross, IB at Colorado, Nov. 28, 2003	103
396.	Bobby Reynolds, HB vs. Iowa St., Nov. 18, 1950	109	Marlon Lucky, IB vs. Nicholls St., Sept. 9, 2006	103
	John Bordogna, QB vs. Penn St., Oct. 13, 1951	109	Marlon Lucky, IB vs. Kansas St., Nov. 10, 2007	103
	Doug Thomas, HB at Missouri, Oct. 26, 1957	109	Marlon Lucky, IB vs. New Mexico St., Sept. 13, 2008	103
	Ben Gregory, IB at Oklahoma, Nov. 24, 1966	109	Devine Ozigbo, IB, vs. Fresno St., Sept. 3, 2016	103
	Dick Davis, FB vs. Minnesota, Sept. 30, 1967	109	476. Willie Greenlaw, HB vs. Colorado, Nov. 12, 1955	102
	Tony Davis, IB at Missouri, Oct. 13, 1973	109	Harry Wilson, HB at Iowa St., Oct. 1, 1966	102
	Monte Anthony, IB vs. Miami, Oct. 2, 1976	109	Tim Wurth, IB at Iowa St., Oct. 7, 1978	102
	Craig Johnson, IB at Kansas, Oct. 11, 1980	109	Jarvis Redwine, IB vs. Oklahoma St., Oct. 20, 1979	102
	Doug DuBose, IB vs. Kansas, Nov. 16, 1985	109	Craig Johnson, IB at Kansas St., Nov. 10, 1979	102
	Keith Jones, IB vs. Kansas St., Nov. 1, 1986	109	Mike Rozier, IB at Oklahoma St., Nov. 7, 1981	102
	Ahman Green, IB vs. Kansas St., Oct. 21, 1995	109	Roger Craig, IB vs. Oklahoma, Nov. 26, 1982	102
	Jammal Lord, QB vs. Texas A&M, Oct. 18, 2003	109	*Doug DuBose, IB vs. LSU, Jan. 1, 1985, Sugar Bowl	102
	Imani Cross, IB vs. Illinois, Sept. 27, 2014	109	Bryan Carpenter, FB vs. Utah, Sept. 16, 1989	102
	Maurice Washington, IB vs. Minnesota, 2018	109	Marlon Lucky, IB vs. Ball State, Sept. 22, 2007	102
410.	Nick Adduci, FB vs. Kansas St., Nov. 11, 1950	108	Quentin Castille, IB vs. Oklahoma St., Oct. 13, 2007	102
	*Dennis Claridge, QB vs. Auburn, Jan. 1, 1964, Orange Bowl	108	Taylor Martinez, QB vs. Ohio St., Oct. 8, 2011	102
	Jeff Kinney, HB vs. Missouri, Oct. 10, 1970	108	Terrell Newby, IB at Indiana, Oct. 15, 2016	102
	Troy Rathman, FB vs. Wyoming, Sept. 8, 1984	108	Adrian Martinez, QB at Northwestern, Nov. 7, 2020	102
	Tyreese Knox, IB at Kansas State, Oct. 22, 1988	108	490. Tom Carodine, HB vs. TCU, Sept. 29, 1951	101
	Eric Crouch, QB vs. Texas, Oct. 31, 1998	108	Craig Johnson, IB at Kansas St., Oct. 6, 1951	101
	Eric Crouch, QB at Kansas St., Nov. 14, 1998	108	Calvin Jones, IB vs. Colorado, Oct. 31, 1992	101
	*Dan Alexander, IB vs. Tennessee, Jan. 2, 2000, Fiesta Bowl	108	Joel Makovicka, FB vs. Oklahoma, Nov. 1, 1997	101
	Dahrran Diedrick, IB vs. Kansas St., Nov. 10, 2001	108	Rex Burkhead, IB vs. Colorado, Nov. 26, 2010	101
	Cory Ross, IB at Kansas, Nov. 8, 2003	108	Ameer Abdullah, IB at Northwestern, Oct. 20, 2012	101
420.	Monte Anthony, IB vs. Kansas St., Oct. 16, 1975	107	Ameer Abdullah, IB vs. Michigan, Oct. 27, 2012	101
	Rick Berns, IB vs. Kansas, Nov. 12, 1977	107	Devine Ozigbo, IB vs. Rutgers, Sept. 23, 2017	101
	Doug DuBose, IB at Syracuse, Sept. 29, 1984	107	Markese Stepp, RB vs. Fordham, Sept. 4, 2021	101
	Calvin Jones, IB vs. Kansas, Nov. 7, 1992	107	Anthony Grant, RB vs. Northwestern, Aug. 27, 2022	101
	Dahrran Diedrick, IB vs. Iowa St., Oct. 6, 2001	107	500. Ron Clark, HB at Kansas, Nov. 6, 1954	100
	Dahrran Diedrick, IB vs. Kansas, Nov. 9, 2002	107	Jerry Brown, FB vs. Baylor, Nov. 17, 1956	100
	Cory Ross, IB vs. Kansas, Oct. 2, 2004	107	Bill Thornton, HB at Kansas St., Oct. 7, 1961	100
	Marlon Lucky, IB vs. Iowa State, Sept. 29, 2007	107	Bill Olds, FB vs. Texas A&M, Sept. 25, 1971	100
	Roy Helu Jr., IB vs. Idaho, Sept. 11, 2010	107	John O'Leary, IB at Kansas St., Nov. 17, 1973	100
	Taylor Martinez, QB vs. Wisconsin, Sept. 29, 2012	107	Turner Gill, QB at Minnesota, Sept. 17, 1983	100
	Terrell Newby, IB vs. Florida Atlantic, Aug. 30, 2014	107	Tyreese Knox, IB vs. Kansas St., Oct. 24, 1987	100
	Tre Bryant, IB at Oregon, Sept. 9, 2017	107	Ken Clark, IB at Minnesota, Sept. 23, 1989	100
432.	Dick Davis, FB at Texas Christian, Oct. 28, 1967	106	Derek Brown, IB vs. Washington, Sept. 21, 1991	100
	Tony Davis, IB vs. North Carolina St., Sept. 22, 1973	106	Keithen McCant, QB vs. Kansas St., Oct. 19, 1991	100
	*Tony Davis, IB vs. Texas, Jan. 1, 1974, Cotton Bowl	106	Correll Buckhalter, IB vs. Iowa, Sept. 23, 2000	100
	John O'Leary, IB vs. Miami, Oct. 4, 1975	106	Correll Buckhalter, IB vs. Kansas, Nov. 4, 2000	100
	Dave Gillespie, IB vs. Colorado, Oct. 25, 1975	106	Jammal Lord, QB vs. Penn St., Sept. 13, 2003	100
	Eric Crouch, QB vs. Kansas St., Nov. 10, 2001	106	Rex Burkhead, IB at Colorado, Nov. 27, 2009	100
	Kenny Wilson, IB vs. Troy, Sept. 23, 2006	106	514. Imani Cross, IB vs. Idaho St., Sept. 22, 2012	100
	Ameer Abdullah, IB at Iowa, Nov. 28, 2014	106		
	Devine Ozigbo, IB at Illinois, Sept. 29, 2017	106		
441.	Bill Mueller, HB vs. South Dakota, Sept. 24, 1949	105		
	Joe Orduna, HB vs. Kansas St., Nov. 14, 1970	105		
	Craig Johnson, IB vs. Oklahoma St., Oct. 18, 1980	105		
	Mike Rozier, IB at Oklahoma, Nov. 21, 1981	105		
	Derek Brown, IB vs. Utah, Sept. 5, 1992	105		
	DeAngelo Evans, IB vs. Baylor, Oct. 12, 1996	105		
	Ahman Green, IB vs. Oklahoma, Nov. 1, 1997	105		

Progression of Nebraska's Rushing Record

Player, Opp. (Games Held, Includes Bowls)	Yards
Roy Helu Jr., IB, vs. Missouri, Oct. 30, 2010 (109)	307
Calvin Jones, IB, at Kansas, Nov. 9, 1991 (211)	294
Mike Rozier, IB, vs. Kansas, Nov. 12, 1983 (97)	285
Rick Berns, IB, vs. Missouri, Nov. 18, 1978 (61)	255
I.M. Hipp, IB, vs. Indiana, Oct. 1, 1977 (19)	254
Rick Berns, IB, vs. Hawaii, Dec. 4, 1976 (5)	211
Frank Solich, FB, at Air Force, Sept. 25, 1965 (136)	204
Bobby Reynolds, HB, vs. Indiana, Sept. 30, 1950 (154)	187
Bill Mueller, HB, at Kansas State, Oct. 8, 1949 (7)	124
Bill Mueller, HB, vs. South Dakota, Sept. 24, 1949 (2)	105

100-Yard Rushing Games by Player

Rk.	Player	Total	200+	Bowl
1.	Mike Rozier, IB, 1981-83	26	7	2
2.	Ameer Abdullah, IB, 2011-14	24	5	1
3.	Ahman Green, IB, 1995-97	20	4	1
4.	Eric Crouch, QB, 1998-01	17	0	1
5.	Calvin Jones, IB, 1991-93	16	2	0
6.	Lawrence Phillips, IB, 1993-95	15	2	1
7.	Doug DuBose, IB, 1984-85	14	0	1
	Dan Alexander, IB, 1997-00	14	2	2
9.	Taylor Martinez, QB, 2010-13	13	2	0
	Rex Burkhead, 2009-12	13	0	1
11.	Cory Ross, IB, 2002-05	12	0	2
	Derek Brown, IB, 1990-92	12	0	0
	Ken Clark, IB, 1987-89	12	2	0
14.	Correll Buckhalter, IB, 1998-00	11	0	0
	Jarvis Redwine, IB, 1979-80	11	1	0
16.	I.M. Hipp, IB, 1976-78	10	2	0
	Keith Jones, IB, 1984-87	10	2	0
	Roy Helu Jr., 2007-10	10	1	0
19.	Bobby Reynolds, HB, 1950-52	9	0	0
	Rick Berns, IB, 1976-78	9	2	1
	Jammal Lord, QB, 2000-03	9	1	0
	Devine Ozigbo, IB, 2015-18	9	0	0
23.	Dahrran Diedrick, IB, 1999-02	8	0	0
	Marlon Lucky, IB, 2005-08	8	1	0
25.	Roger Craig, IB, 1980-82	7	0	0
	Tony Davis, IB/FB, 1973-75	7	0	2
	Leodis Flowers, IB, 1988-90	7	0	0
	Adrian Martinez, QB, 2018-21	7	0	0

Consecutive 100-Yard Games, Season

No.	Player, Year
11*	Mike Rozier, IB, 1983 (includes four straight 200-yard games)
11	Lawrence Phillips, IB, 1994
11*	Ahman Green, IB, 1997 (includes three straight 200-yard games)
8	Bobby Reynolds, HB, 1950
8	Ameer Abdullah, IB, 2013
7	Derek Brown, IB, 1991
6	Mike Rozier, IB, 1982 (includes two straight 200-yard games)
5	Taylor Martinez, QB, 2010
5	Leodis Flowers, IB, 1990
5	Jarvis Redwine, IB, 1979
5	I.M. Hipp, IB, 1977 (includes two straight 200-yard games)
4	Ameer Abdullah, IB, 2012
4	Eric Crouch, QB, 2001
4	Doug DuBose, IB, 1984
4	Roy Helu Jr., IB, 2009
4	Bob Smith, HB, 1953
3	Bill Thornton, FB, 1961
3	Rick Berns, IB, 1976, 1977
3	Jeff Smith, IB, 1984
3	Doug DuBose, IB, 1985
3	Gerry Gdowski, QB, 1989
3	Ken Clark, IB, 1989
3	Calvin Jones, IB, 1991, 1993 (three total times)
3	Ahman Green, IB, 1995
3	Dan Alexander, IB, 2000

- 3 Eric Crouch, QB, 2001
- 3 Dahrran Diedrick, IB, 2001
- 3 Cory Ross, IB, 2004
- 3 Roy Helu Jr., IB, 2008, 2010
- 3 Rex Burkhead, IB, 2010
- 3 Taylor Martinez, QB, 2010
- 3 Rex Burkhead, IB, 2011
- 3 Ameer Abdullah, IB, 2014
- 3 Devine Ozigbo, IB, 2017, 2018
- 3 Anthony Grant, RB, 2022

*Rozier and Green had 12 straight 100-yard games, including bowls.

Quadruple 100-Yard Games (1)

1. Thunder Collins, IB, (165), Dahrran Diedrick, IB, (137)
Eric Crouch, QB, (132), Judd Davies, FB, (119) at
Baylor, Oct. 13, 2001

Triple 100-Yard Games (5)

1. Ken Clark, IB, (122), Steve Taylor, QB, (116), Terry
Rodgers, IB, (113) vs. Arizona St., Sept. 24, 1988
2. Eric Crouch, QB, (127), Dan Alexander, IB, (119),
Correll Buckhalter, IB, (100) vs. Kansas, Nov. 4, 2000
3. Thunder Collins, IB, (165), Dahrran Diedrick, IB, (137)
Eric Crouch, QB, (132), Judd Davies, FB, (119) at
Baylor, Oct. 13, 2001
4. Taylor Martinez, QB, (137), Roy Helu Jr., IB, (110),
Rex Burkhead, IB, (104), at Washington, Sept. 18, 2010
5. Devine Ozigbo, RB (152), Adrian Martinez, QB (125),
Maurice Washington, RB (109) vs. Minnesota, Oct. 20, 2018

Double 100-Yard Game Breakdown

Games: 81

(75 by 2 players, 5 by 3 players, 1 by four players)

Last Time: vs. Louisiana Tech, Sept. 23, 2023,
Heinrich Haarberg, QB, (157), Anthony Grant, RB, (135)

First Time: vs. Missouri, Nov. 4, 1950,
Bobby Reynolds, HB, (175), Ron Clark, HB, (129)

Total Double 100-Yard Games vs. Conference:

45 vs. Big 12 (1 triple, 1 quadruple); 6 vs. Big Ten

Total Double 100-Yard Games vs. Non-Conference: 30 (2 triple)

Total Double 100-Yard Games in Bowl Games: 1

Double 100-Yard Game Record:

78-3 (52-1 Home, 24-2 Away, 2-0 Neutral)

Most Double 100-Yard Games Against Opponent: 10 vs. Iowa St.

Most Common Double 100-Yard Game Combo:

Dan Alexander, IB, and Correll Buckhalter, IB,
5 times; 2 in 1999, 3 in 2000)

Homecoming Games: 15 (1 triple)

Double 100-Yard Games, By Date

1. Bobby Reynolds, HB, (175), Ron Clark, HB, (129)
vs. Missouri, Nov. 4, 1950
2. Bobby Reynolds, HB, (141), Nick Adduci, FB, (108)
vs. Kansas St., Nov. 11, 1950
3. Willie Ross, HB, (103), Bill Thornton, HB, (100)
at Kansas St., Oct. 7, 1961
4. Jeff Kinney, HB, (104), Gary Dixon, HB, (104)
vs. Kansas, Oct. 16, 1971
5. I.M. Hipp, IB, (200), Rick Berns, IB, (107)
vs. Kansas, Nov. 12, 1977
6. I.M. Hipp, IB, (167), Jeff Quinn, QB, (112)
vs. Utah St., Sept. 15, 1979
7. Jarvis Redwine, IB, (157), Craig Johnson, IB, (138)
vs. Kansas, Oct. 13, 1979
8. Kenny Brown, WB, (111), Jarvis Redwine, IB, (102)
at Oklahoma St., Oct. 20, 1979
9. Jarvis Redwine, IB, (129), Andra Franklin, FB, (122)
vs. Missouri, Nov. 1, 1980
10. Jarvis Redwine, IB, (152), Andra Franklin, FB, (122)
vs. Oklahoma, Nov. 22, 1980
11. Roger Craig, IB, (121), Mike Rozier, IB, (105)
at Oklahoma St., Nov. 7, 1981
12. Mike Rozier, IB, (149), Jeff Smith, IB, (126)
vs. New Mexico St., Sept. 18, 1982

13. Roger Craig, IB, (127), Mike Rozier, IB, (111) at Hawaii, Dec. 4, 1982
14. Mike Rozier, IB, (196), Turner Gill, QB, (100) at Minnesota, Sept. 17, 1983
15. Jeff Smith, IB, (170), Tom Rathman, FB, (108) vs. Wyoming, Sept. 8, 1984
16. Jeff Smith, IB, (123), Doug DuBose, IB, (104) at UCLA, Sept. 22, 1984
17. Doug DuBose, IB, (129), Tom Rathman, FB, (113) vs. Florida St., Sept. 7, 1985
18. Doug DuBose, IB, (125), Tom Rathman, FB, (115) vs. Colorado, Oct. 26, 1985
19. Tom Rathman, FB, (159), Doug DuBose, IB, (109) vs. Kansas, Nov. 16, 1985
20. Ken Kaelin, FB, (126), Tyreese Knox, IB, (126) at Iowa St., Nov. 8, 1986
21. Steve Taylor, QB, (157), Keith Jones, IB, (118) vs. Utah St., Sept. 5, 1987
22. Keith Jones, IB, (145), Steve Taylor, QB, (122) at Arizona St., Sept. 26, 1987
23. Keith Jones, IB, (240), Tyreese Knox, IB, (118) vs. Iowa St., Nov. 7, 1987
24. Ken Clark, IB, (122), Steve Taylor, QB, (116), Terry Rodgers, IB, (113) vs. Arizona St., Sept. 24, 1988
25. Ken Clark, IB, (256), Steve Taylor, QB, (140) vs. Oklahoma St., Oct. 15, 1988
26. Ken Clark, IB, (225), Tyreese Knox, IB, (108) at Kansas St., Oct. 22, 1988
27. Steve Taylor, QB, (154), Ken Clark, IB, (146) at Iowa St., Nov. 5, 1988
28. Ken Clark, IB, (130), Bryan Carpenter, FB, (102) vs. Utah, Sept. 16, 1989
29. Ken Clark, IB, (125), Gerry Gdowski, QB, (122) at Missouri, Oct. 14, 1989
30. Gerry Gdowski, QB, (176), Leodis Flowers, IB, (118) vs. Iowa St., Oct. 28, 1989
31. George Achola, IB, (123), Derek Brown, IB, (120) vs. Minnesota, Sept. 22, 1990
32. Leodis Flowers, IB, (208), Mickey Joseph, QB, (123) at Iowa St., Oct. 27, 1990
33. Derek Brown, IB, (145), Keithen McCant, QB, (100) vs. Kansas St., Oct. 19, 1991
34. Keithen McCant, QB, (124), Derek Brown, IB, (118) vs. Missouri, Oct. 26, 1991
35. Calvin Jones, IB, (121), Derek Brown, IB, (107) vs. Iowa St., Nov. 16, 1991
36. Derek Brown, IB, (154), Calvin Jones, IB, (119) vs. Middle Tennessee State, Sept. 12, 1992
37. Derek Brown, IB, (156), Calvin Jones, IB, (107) vs. Kansas, Nov. 7, 1992
38. Tommie Frazier, QB, (158), Calvin Jones, IB, (138) vs. Kansas St., Oct. 16, 1993
39. Calvin Jones, IB, (208), Tommie Frazier, QB, (125) vs. Iowa St., Nov. 13, 1993
40. Tommie Frazier, QB, (138), Lawrence Phillips, IB, (127) vs. West Virginia, Aug. 28, 1994
41. Clinton Childs, IB, (143), Ahman Green, IB, (111) vs. Arizona St., Sept. 16, 1995
42. Damon Benning, IB, (173), Ahman Green, IB, (112) vs. Pacific, Sept. 23, 1995
43. Tommie Frazier, QB, (199), Lawrence Phillips, IB, (165) vs. Florida, Jan. 2, 1996, Fiesta Bowl
44. Damon Benning, IB, (135), DeAngelo Evans, IB, (105) vs. Baylor, Oct. 12, 1996
45. Ahman Green, IB, (129), Joel Makovicka, FB, (129) at Washington, Sept. 20, 1997
46. Ahman Green, IB, (123), Scott Frost, QB, (121) at Kansas, Oct. 25, 1997
47. Ahman Green, IB, (105), Joel Makovicka, FB, (101) vs. Oklahoma, Nov. 1, 1997
48. Ahman Green, IB, (189), Scott Frost, QB, (141) at Missouri, Nov. 8, 1997
49. Dan Alexander, IB, (135), Correll Buckhalter, IB, (127) vs. Iowa St., Oct. 9, 1999
50. Eric Crouch, QB, (137), Dan Alexander, IB, (135) vs. Texas A&M, Nov. 6, 1999
51. Dan Alexander, IB, (180), Eric Crouch, QB, (123) at Colorado, Nov. 26, 1999
52. Dan Alexander, IB, (208), Correll Buckhalter, IB, (117) vs. San Jose St., Sept. 2, 2000
53. Dan Alexander, IB, (113), Correll Buckhalter, IB, (100) vs. Iowa, Sept. 23, 2000
54. Dan Alexander, IB, (113), Correll Buckhalter, IB, (105) at Texas Tech, Oct. 14, 2000
55. Eric Crouch, QB, (127), Dan Alexander, IB, (119), Correll Buckhalter, IB, (100) vs. Kansas, Nov. 4, 2000
56. Dahrran Diedrick, IB, (107), Eric Crouch, QB, (104) vs. Iowa St., Oct. 6, 2001
57. Thunder Collins, IB, (165), Dahrran Diedrick, IB, (137), Eric Crouch, QB, (132), Judd Davies, FB, (119) at Baylor, Oct. 13, 2001
58. Dahrran Diedrick, IB, (157), Eric Crouch, QB, (105) vs. Texas Tech, Oct. 20, 2001
59. Dahrran Diedrick, IB, (108), Eric Crouch, QB, (106) vs. Kansas St., Nov. 10, 2001
60. Jammal Lord, QB, (159), David Horne, IB, (128) at Texas A&M, Oct. 26, 2002
61. David Horne, IB, (122), Dahrran Diedrick, IB, (107) vs. Kansas, Nov. 9, 2002
62. Josh Davis, IB, (179), Jammal Lord, QB, (100), vs. Penn St., Sept. 13, 2003
63. David Horne, IB, (119), Jammal Lord, QB, (111) at Missouri, Oct. 11, 2003
64. Cory Ross, IB, (125), Tierre Green, IB, (112) vs. Western Illinois, Sept. 4, 2004
65. Marlon Lucky, IB, (156), Kenny Wilson, IB, (106) vs. Troy, Sept. 23, 2006
66. Cody Glenn, IB, (148), Brandon Jackson, IB, (116) at Iowa St., Oct. 7, 2006
67. Taylor Martinez, QB, (157), Roy Helu Jr., IB (107) vs. Idaho, Sept. 11, 2010
68. Taylor Martinez, QB, (137), Roy Helu Jr., IB, (110), Rex Burkhead, IB, (104), at Washington, Sept. 18, 2010
69. Taylor Martinez, QB, (241), Roy Helu Jr., IB, (110) at Kansas State, Oct. 7, 2010
70. Rex Burkhead, IB, (119), Taylor Martinez, QB, (102) vs. Ohio State, Oct. 8, 2011
71. Ameer Abdullah, IB (119), Taylor Martinez, QB, (112) at UCLA, Sept. 8, 2012
72. Rex Burkhead, IB (119), Imani Cross, IB, (100) vs. Idaho State, Sept. 22, 2012
73. Taylor Martinez, QB (205), Ameer Abdullah (101) at Michigan State, Nov. 3, 2012
74. Ameer Abdullah, IB (116), Taylor Martinez (104) vs. Penn State, Nov. 10, 2012
75. Ameer Abdullah, IB (144), Imani Cross, IB (105) vs. Wyoming, Aug. 31, 2013
76. Ameer Abdullah, IB (232), Terrell Newby, IB (107) vs. Florida Atlantic, Aug. 30, 2014
77. Ameer Abdullah, IB (208), Imani Cross, IB (109) vs. Illinois, Sept. 27, 2014
78. Adrian Martinez, QB (117), Greg Bell, IB (104) vs. Colorado, Sept. 8, 2018
79. Devine Ozigbo, RB (152), Adrian Martinez, QB (125), Maurice Washington (109) vs. Minnesota, Oct. 20, 2018
80. Dedrick Mills, RB (191), Adrian Martinez, QB (157) at Rutgers, Dec. 18, 2020
81. Heinrich Haarberg, QB (157), Anthony Grant, RB (135) vs. Louisiana Tech, Sept. 23, 2023

Rushing Season**Attempts:** 286; Lawrence Phillips, IB, 1994

(1,722 yards, 12 games)

Yards: 2,148; Mike Rozier, IB, 1983 (275 att., 12 games)**Yards Per Attempt:** (min. 100 att.) - 8.33; Calvin Jones,

IB, 1991 (900 yards, 108 att.);

(min. 200 att.) - 7.81; Mike Rozier, IB, 1983

(2,148 yards, 275 att.)

Yards Per Game: 179.0, Mike Rozier, IB, 1983

(2,148 yards, 12 games)

Touchdowns: 29; Mike Rozier, IB, 1983 (12 games)**Games Rushing for 100 Yards:** 11; Mike Rozier, IB, 1983;

Lawrence Phillips, IB, 1994; Ahman Green, IB, 1997;

Ameer Abdullah, IB, 2013

Games Rushing for 200 Yards: 4; Mike Rozier, IB, 1983;

Ameer Abdullah, IB, 2014

Consecutive 100-Yard Games: 11; Mike Rozier, IB, 1983

(games 2-12); Lawrence Phillips, IB, 1994 (games 1-11);

Ahman Green, IB, 1997 (games 2-12)

Consecutive 200-Yard Games: 4; Mike Rozier, IB, 1983

(games 9-12)

1,000-Yard Rushing Seasons (36)

Rk.	Player	Pos.	Year	(Att., TD, Games)	Yards
1.	Mike Rozier, IB, 1983			(275 att., 29 TD, 12 games)	2,148
2.	Ahman Green, IB, 1997			(278 att., 22 TD, 12 games)	1,877
3.	Lawrence Phillips, IB, 1994			(286 att., 16 TD, 12 games)	1,722
4.	Ameer Abdullah, IB, 2013			(281 att., 9 TD, 13 games)	1,690
5.	Mike Rozier, IB, 1982			(242 att., 15 TD, 12 games)	1,689
6.	Ameer Abdullah, IB, 2014			(264 att., 19 TD, 13 games)	1,611
7.	Ken Clark, IB, 1988			(232 att., 12 TD, 12 games)	1,497
8.	Jammal Lord, QB, 2002			(251 att., 8 TD, 14 games)	1,412
9.	Rex Burkhead, IB, 2011			(284 att., 15 TD, 13 games)	1,357
10.	Bobby Reynolds, HB, 1950			(193 att., 19 TD, 9 games)	1,342
11.	Derek Brown, IB, 1991			(230 att., 14 TD, 11 games)	1,313
12.	I.M. Hipp, IB, 1977			(197 att., 10 TD, 11 games)	1,301
13.	Dahrran Diedrick, IB, 2001			(233 att., 15 TD, 11 games)	1,299
14.	Roy Helu Jr., IB, 2010			(188 att., 11 TD, 14 games)	1,245
15.	Keith Jones, IB, 1987			(170 att., 13 TD, 10 games)	1,232
16.	Calvin Jones, IB, 1992			(168 att., 14 TD, 11 games)	1,210
17.	Ken Clark, IB, 1989			(198 att., 12 TD, 10 games)	1,196
18.	Doug DuBose, IB, 1985			(203 att., 8 TD, 10 games)	1,161
19.	Dan Alexander, IB, 2000			(182 att., 8 TD, 11 games)	1,154
20.	Roy Helu Jr., IB, 2009			(220 att., 10 TD, 14 games)	1,147
21.	Ameer Abdullah, IB, 2012			(226 att., 8 TD, 14 games)	1,137
22.	Jarvis Redwine, IB, 1980			(156 att., 9 TD, 10 games)	1,119
23.	Eric Crouch, QB, 2001			(203 att., 18 TD, 12 games)	1,115
24.	Cory Ross, IB, 2004			(207 att., 6 TD, 11 games)	1,102
25.	Scott Frost, QB, 1997			(176 att., 19 TD, 12 games)	1,095
26.	Ahman Green, IB, 1995			(141 att., 13 TD, 11 games)	1,086
27.	Devine Ozigbo, IB, 2018			(155 att., 12 TD, 12 games)	1,082
28.	Roger Craig, IB, 1981			(173 att., 6 TD, 11 games)	1,060
29.	Calvin Jones, IB, 1993			(185 att., 12 TD, 9 games)	1,043
30.	Jarvis Redwine, IB, 1979			(148 att., 8 TD, 11 games)	1,042
31.	Doug DuBose, IB, 1984			(156 att., 8 TD, 11 games)	1,040
32.	Jeff Kinney, HB, 1971			(222 att., 16 TD, 12 games)	1,037
33.	Taylor Martinez, QB, 2012			(195 att., 10 TD, 14 games)	1,019
34.	Marlon Lucky, IB, 2007			(206 att., 9 TD, 12 games)	1,019
35.	Derek Brown, IB, 1992			(169 att., 4 TD, 10 games)	1,011
36.	Tony Davis, IB, 1973			(254 att., 12 TD, 11 games)	1,008

Top Rushing Seasons by Position**I-Back**

Rk.	Player (year)	Games	Att.	Avg.	TD	Yards
1.	Mike Rozier (1983)	12	275	7.81	29	2,148
2.	Ahman Green (1997)	12	278	6.75	22	1,877
3.	Lawrence Phillips (1994)	12	286	6.00	16	1,722
4.	Ameer Abdullah (2013)	13	281	6.01	9	1,690
5.	Mike Rozier (1982)	12	242	6.98	15	1,689
6.	Ameer Abdullah (2014)	13	264	6.10	19	1,611
7.	Ken Clark (1988)	12	232	6.45	12	1,497
8.	Rex Burkhead (2011)	13	284	4.78	15	1,357
9.	Bobby Reynolds (1950)	9	193	6.95	19	1,342
10.	Derek Brown (1991)	11	230	5.71	14	1,313

Quarterback

Rk.	Player (year)	Games	Att.	Avg.	TD	Yards
1.	Jammal Lord (2002)	14	251	5.63	8	1,412
2.	Eric Crouch (2001)	12	203	5.49	18	1,115
3.	Scott Frost (1997)	12	176	6.22	19	1,095
4.	Taylor Martinez (2012)	14	195	5.23	10	1,019
5.	Eric Crouch (2000)	11	169	5.75	20	971
6.	Taylor Martinez (2010)	13	162	5.96	12	965
7.	Jammal Lord (2003)	13	215	4.41	10	948
8.	Gerry Gdowski (1989)	11	117	7.91	13	925
9.	Eric Crouch (1999)	12	180	4.94	16	889
10.	Taylor Martinez (2011)	13	188	4.65	9	874

Fullback

Rk.	Player (year)	Games	Att.	Avg.	TD	Yards
1.	Tom Rathman (1985)	11	118	7.47	8	881
2.	Dick Davis (1967)	10	162	4.42	1	717
3.	*Rick Berns (1977)	10	121	5.79	9	700
4.	Jerry Brown (1956)	10	129	5.35	5	690
5.	Joel Makovicka (1997)	12	105	6.52	9	685
6.	Andra Franklin (1980)	11	120	5.65	3	678
7.	Tony Davis (1975)	11	141	4.39	2	619
8.	Dick Davis (1968)	10	158	3.84	2	606
9.	Andra Franklin (1979)	11	110	5.30	4	583
10.	Frank Solich (1965)	10	107	5.42	4	580

*Berns split time at fullback and I-back in 1977.

Top Rushing Seasons by Class**Freshman**

Rk.	Player (year)	Games	Att.	Avg.	TD	Yards
1.	Ahman Green, IB (1995)*	11	141	7.70	13	1,086
2.	Taylor Martinez, QB (2010)	13	162	5.96	12	965
3.	Calvin Jones, IB (1991)	10	108	8.33	14	900
4.	DeAngelo Evans, IB (1996)*	11	148	5.24	14	776
5.	David Horne, IB (2002)*	9	127	5.13	7	651
6.	Adrian Martinez, QB (2018)*	11	140	4.49	8	629
7.	Monte Anthony, IB (1974)*	11	109	5.39	7	587
8.	Lawrence Phillips, IB (1993)*	10	92	5.52	5	508
9.	Rahmir Johnson, RB (2021)	10	112	4.42	4	495
10.	Eric Crouch, QB (1998)	8	96	4.78	5	459

*denotes true freshman

Sophomore

Rk.	Player (year)	Games	Att.	Avg.	TD	Yards
1.	Lawrence Phillips, IB (1994)	12	286	6.00	16	1,722
2.	Bobby Reynolds, HB (1950)	9	193	6.95	19	1,342
3.	Derek Brown, IB (1991)	11	230	5.71	14	1,313
4.	I.M. Hipp, IB (1977)	11	197	6.60	10	1,301
5.	Calvin Jones, IB (1992)	11	168	7.20	14	1,210
6.	Ameer Abdullah, IB (2012)	14	226	5.03	8	1,137
7.	Doug DuBose, IB (1984)	11	156	6.67	8	1,040
8.	Tony Davis, IB (1973)	11	254	3.94	13	1,008
9.	Rick Berns, IB (1976)	12	182	5.34	11	972
10.	Rex Burkhead, IB (2010)	14	172	5.53	7	951

Junior

Player (year)	Games	Att.	Avg.	TD	Yards
1. Ahman Green, IB (1997)	12	278	6.75	22	1,877
2. Ameer Abdullah, IB (2013)	13	281	6.01	9	1,690
3. Mike Rozier, IB (1982)	12	242	6.98	15	1,689
4. Ken Clark, IB (1988)	12	232	6.45	12	1,497
5. Jammal Lord, QB (2002)	14	251	5.63	8	1,412
6. Rex Burkhead, IB (2011)	13	284	4.78	15	1,357
7. Dahrran Diedrick, IB (2001)	11	233	5.58	15	1,299
8. Doug DuBose, IB (1985)	10	203	5.72	8	1,161
9. Roy Helu Jr., IB (2009)	14	220	5.21	10	1,147
10. Cory Ross, IB (2004)	11	207	5.32	6	1,102

Senior

Rk.	Player (year)	Games	Att.	Avg.	TD	Yards
1.	Mike Rozier, IB (1983)	12	275	7.81	29	2,148
2.	Ameer Abdullah, IB (2014)	13	264	6.10	19	1,611
3.	Roy Helu Jr., IB (2010)	14	188	6.62	11	1,245
4.	Keith Jones, IB (1987)	10	170	7.25	13	1,232

5. Ken Clark, IB (1989)	10	198	6.04	12	1,196
6. Dan Alexander, IB (2000)	11	182	6.34	8	1,154
7. Jarvis Redwine, IB (1980)	10	156	7.17	9	1,119
8. Eric Crouch, QB (2001)	12	203	5.49	18	1,115
9. Scott Frost, QB (1997)	12	176	6.22	19	1,095
10. Devine Ozigbo, IB (2018)	12	155	6.98	12	1,082

Rushing Touchdowns, Season

Rk.	Player, Pos., Year	TD
1.	Mike Rozier, IB, 1983	29
2.	Ahman Green, IB, 1997	22
3.	Eric Crouch, QB, 2000	20
4.	Bobby Reynolds, IB, 1950	19
	Scott Frost, QB, 1997	19
	Ameer Abdullah, IB, 2014	19
7.	Eric Crouch, QB, 2001	18
8.	Jeff Kinney, HB, 1971	16
	Lawrence Phillips, IB, 1994	16
	Eric Crouch, QB, 1999	16

Rushing Career

Attempts: 813; Ameer Abdullah, IB, 2011-14 (4,588 yards)

Yards: 4,780; Mike Rozier, IB, 1981-83 (668 att.)

Yards Per Attempt (min. 200 att.): 7.16; Mike Rozier, IB, 1981-83 (NCAA record, 4,780 yards, 668 att.)

Yards Per Game: 136.6; Mike Rozier, IB, 1981-83 (35 games)

Touchdowns: 59; Eric Crouch, QB, 1998-01

Games Rushing for 100 Yards: 26; Mike Rozier, IB, 1981-83

Games Rushing for 200 Yards: 7; Mike Rozier, IB, 1981-83

Yards Gained Against One Opponent: 599; Ahman Green, IB, vs. Iowa St., 1995-97 (three games, 176 in 1995; 214 in 1996; 209 in 1997)

2,000-Yard Career Rushers (30)

Rk.	Player, Pos., (years)	Att.	Achieved 2,000 In:	
			Net	Game Att.
1.	Mike Rozier, IB (1981-83)	668	4,780	19 307
2.	Ameer Abdullah, IB (2011-14)	813	4,588	33 367
3.	Ahman Green, IB (1995-97)	574	3,880	21 295
4.	Eric Crouch, QB (1998-01)	648	3,434	28 385
5.	Roy Helu Jr., IB (2007-10)	578	3,404	38 347
6.	Rex Burkhead, IB (2009-12)	635	3,329	36 362
7.	Calvin Jones, IB (1991-93)	461	3,153	21 262
8.	Ken Clark, IB (1987-89)	494	3,037	22 309
9.	Taylor Martinez, QB (2010-13)	585	2,975	29 374
10.	I.M. Hipp, IB (1977-79)	495	2,814	18 322
11.	Lawrence Phillips, IB (1993-95)	449	2,777	21 322
12.	Dahrran Diedrick, IB (1999-02)	502	2,745	37 362
13.	Cory Ross, IB (2002-05)	597	2,743	38 408
14.	Derek Brown, IB (1990-92)	458	2,699	22 326
15.	Jammal Lord, QB (2000-03)	516	2,573	39 397
16.	Correll Buckhalter, IB (1997-00)	413	2,522	38 336
17.	Keith Jones, IB (1984-87)	398	2,488	34 347
18.	Dan Alexander, IB (1997-00)	402	2,456	34 331
19.	Rick Berns, IB (1976-78)	440	2,449	33 362
20.	Roger Craig, IB (1979-82)	407	2,446	29 317
21.	Marlon Lucky, IB (2005-08)	515	2,393	41 419
22.	Adrian Martinez, QB (2018-21)	508	2,301	31 405
22.	Jeff Kinney, HB (1969-71)	545	2,244	31 495
23.	Terrell Newby, IB (2013-16)	458	2,239	48 401
24.	Doug DuBose, IB (1982-85)	362	2,205	20 320
25.	Bobby Reynolds, HB (1950-52)	378	2,196	22 *326
26.	Jarvis Redwine, IB (1979-80)	304	2,161	19 280
27.	Tony Davis, IB/FB (1973-75)	501	2,153	31 469
28.	Steve Taylor, QB (1985-88)	431	2,125	35 398
29.	Monte Anthony, IB (1974-77)	463	2,077	35 446

*Because of incomplete statistics, the exact carry on which Reynolds hit 2,000 can't be determined, therefore, the number listed is his total number of carries at the end of the game in which he achieved 2,000 yards.

Rushing by Position

I-Backs/Halfbacks

Attempts, Game: 38; Rex Burkhead, vs. Iowa, Nov. 25, 2011 (160 yards)

Attempts, Season: 286; Lawrence Phillips, 1994 (1,722 yards)

Attempts, Career: 813; Ameer Abdullah, 2011-14 (4,588 yards)

Net Yards, Game: 307; Roy Helu Jr., vs. Missouri, Oct. 30, 2010 (28 att.)

Net Yards, Season: 2,148; Mike Rozier, 1983 (275 att.)

Net Yards, Career: 4,780; Mike Rozier, 1981-83 (668 att.)

Touchdowns, Game: 6; Calvin Jones, at Kansas, Nov. 9, 1991

Touchdowns, Season: 29; Mike Rozier, 1983

Touchdowns, Career: 49; Mike Rozier, 1981-83

Quarterbacks

Attempts, Game: 30; Jammal Lord, at Texas A&M, Oct. 26, 2002 (159 yards)

Attempts, Season: 251; Jammal Lord, 2002 (1,412 yards)

Attempts, Career: 648; Eric Crouch, 1998-01 (3,434 yards)

Net Yards, Game: 241; Taylor Martinez, at Kansas St., Oct. 7, 2010 (15 att.)

Net Yards, Season: 1,412; Jammal Lord, 2002 (251 att.)

Net Yards, Career: 3,434; Eric Crouch, 1998-01 (648 att.)

Touchdowns, Game: 4; six times

Taylor Martinez, at Kansas St., Oct. 7, 2010;

Eric Crouch, vs. Iowa St., Oct. 6, 2001;

Eric Crouch, QB, vs. Kansas, Nov. 4, 2000;

Scott Frost, vs. Missouri, Nov. 8, 1997;

Mickey Joseph, vs. Missouri, Oct. 13, 1990;

Gerry Gdowski, vs. Iowa St., Oct. 28, 1989

Touchdowns, Season: 20; Eric Crouch, 2000

Touchdowns, Career: 59; Eric Crouch, 1998-01

Fullbacks

Attempts, Game: 25; Jerry Brown, vs. Baylor, Nov. 17, 1956

(100 yards); Ken Kaelin, at Iowa St., Nov. 8, 1986 (126 yards)

Attempts, Season: 162; Dick Davis, 1967 (717 yards)

Attempts, Career: 349; Dick Davis, 1966-68 (1,477 yards)

Net Yards, Game: 204; Frank Solich, at Air Force,

Sept. 25, 1965 (17 att.)

Net Yards, Season: 881; Tom Rathman, 1985 (118 att.)

Net Yards, Career: 1,738; Andra Franklin, 1977-80 (324 att.)

Note: Tony Davis gained 2,153 yards in 1973-75 on 501 att., but 1,145 yards were while playing I-back.

Touchdowns, Game: 3; Joel Makovicka, vs. Oklahoma, Nov. 1, 1997

Touchdowns, Season: 9; twice

Mark Schellen, 1983; Joel Makovicka, 1997

Touchdowns, Career: 14; Judd Davies, 2000-03

Rushing Touchdowns, Career

Rk.	Player, Pos., Years	TD
1.	Eric Crouch, QB, 1998-2001	59
2.	Mike Rozier, IB, 1981-83	49
3.	Ahman Green, IB, 1995-97	42
4.	Calvin Jones, IB, 1991-93	40
5.	Ameer Abdullah, IB, 2011-14	39
6.	Adrian Martinez, QB, 2018-21	35
7.	Keith Jones, IB, 1984-87	32
	Steve Taylor, QB, 1985-88	32
9.	Taylor Martinez, QB, 2010-13	31
10.	Lawrence Phillips, IB, 1993-95	30
	Rex Burkhead, IB, 2009-12	30

Passing Game

Attempts: 58; Joe Ganz, QB, at Colorado, Nov. 23, 2007 (31 comp.)
Completions: 36; Zac Taylor, QB, vs. Iowa St., Oct. 1, 2005 (55 att.); Sam Keller, QB, vs. USC, Sept. 15, 2007 (54 att.); Joe Ganz, QB, at Texas Tech, Oct. 11, 2008 (44 att.)
Completion Percentage: (min. 10 att.)-92.86;
 Taylor Martinez, QB, vs. Arkansas St., Sept. 15, 2012 (14 att., 13 comp.); (min. 20 att.)-90.00; Adrian Martinez, QB, at Iowa, Nov. 27, 2020 (20 att., 18 comp.)
Yards: 510; Joe Ganz, QB, vs. Kansas St., Nov. 10, 2007
Yards Per Attempt (min. 15 att.): 17.10; Joe Dailey, QB, vs. Baylor, Oct. 16, 2004 (342 yards, 20 att.)
Yards Per Completion (min. 8 comp.): 26.33; Zac Taylor, QB, vs. Kansas, Sept. 30, 2006 (395 yards, 15 comp.)
Attempts, No Interceptions: 55; Zac Taylor, QB, vs. Iowa St., Oct. 1, 2005
Touchdowns: 7; Joe Ganz, QB, vs. Kansas State, Nov. 10, 2007 (40 att., 30 comp.)
Touchdown Percentage (min. 15 att.): 33.33;
 Steve Taylor, QB, vs. UCLA, Sept. 12, 1987 (15 att., 5 TD)
NCAA Rating (min. 15 att.): 298.2; Steve Taylor, QB, vs. UCLA, Sept. 12, 1987 (15 att., 10 comp., 0 INT, 217 yards, 5 TD)
Long Nebraska Pass: 99 (TD); Tommy Armstrong Jr., QB, to Quincy Enunwa, WR, vs. Georgia, Jan. 1, 2014
Long Nebraska Pass, No TD: 78; Eric Crouch, QB, to Wilson Thomas, SE, at Colorado, Nov. 23, 2001

250-Yard Passing Games (85)

Rk.	Player, Pos., Opponent, Date (comp.-att.)	Yards
1.	Joe Ganz vs. Kansas St., Nov. 10, 2007 (30-40)	510
2.	Joe Ganz at Colorado, Nov. 23, 2007 (31-58)	484
3.	Sam Keller vs. Ball State, Sept. 22, 2007 (29-37)	438
4.	Zac Taylor vs. Iowa St., Oct. 1, 2005 (36-55)	431
5.	Tanner Lee at Purdue, Oct. 28, 2017 (32-50)	431
6.	Ryker Fyfe at Purdue, Oct. 31, 2015 (29-48)	407
7.	Joe Ganz at Kansas, Nov. 3, 2007 (25-50)	405
8.	Tanner Lee at Penn State, Nov. 18, 2017 (26-41)	399
9.	Zac Taylor vs. Kansas, Sept. 30, 2006 (15-33)	395
10.	Zac Taylor at Colorado, Nov. 25, 2005 (27-43)	392
11.	Sam Keller vs. USC, Sept. 15, 2007 (36-54)	389
12.	Adrian Martinez at Wisconsin, Oct. 6, 2018 (24-41)	384
13.	Tommy Armstrong Jr. vs. USC, Dec. 27, 2014 (32-51)	381
14.	Tommy Armstrong Jr. vs. Wyoming, Sept. 10, 2016 (20-34)	377
15.	Tommy Armstrong Jr. vs. Southern Miss, Sept. 26, 2015 (23-35)	368
16.	Casey Thompson vs. Northwestern, Aug. 27, 2022 (25-42)	355
17.	Taylor Martinez vs. Southern Miss, Sept. 1, 2012 (26-34)	354
18.	Casey Thompson at Purdue, Oct. 15, 2022 (16-29)	354
19.	Adrian Martinez at Wisconsin, Nov. 20, 2021 (23-35)	351
20.	Joe Ganz at Texas Tech, Oct. 11, 2008 (36-44)	349
21.	Joe Ganz vs. Western Michigan, Aug. 30, 2008 (20-36)	345
22.	Joe Dailey vs. Baylor, Oct. 16, 2004 (13-20)	342
23.	Taylor Martinez at Northwestern, Oct. 20, 2012 (27-39)	342
24.	Zac Lee vs. Arkansas State, Sept. 12, 2009 (27-35)	340
25.	Joe Ganz vs. Baylor, Oct. 25, 2008 (32-46)	336
26.	Joe Ganz at Iowa State, Oct. 18, 2008 (27-37)	328
27.	Adrian Martinez at Illinois, Sept. 21, 2019 (22-34)	328
28.	Joe Ganz vs. Kansas, Nov. 8, 2008 (28-37)	324
29.	Taylor Martinez at Okla. St., Oct. 23, 2010 (23-35)	323
30.	Adrian Martinez vs. Purdue, Sept. 29, 2018 (25-42)	323
31.	Tommy Armstrong Jr. vs. Michigan St., Nov. 11, 2015 (19-33)	320
32.	Tommy Armstrong Jr. vs. BYU, Sept. 5, 2015 (24-41)	319
33.	Casey Thompson vs. Georgia Southern, Sept. 10, 2022 (23-34)	318
34.	Tommy Armstrong Jr. at Miami, Sept. 19, 2015 (21-45)	309
35.	Taylor Martinez vs. Minnesota, Nov. 17, 2012 (21-29)	308
36.	Joe Dailey vs. Colorado, Nov. 26, 2004 (29-55)	306
37.	Tanner Lee vs. Ohio State, Oct. 14, 2017 (23-38)	303
38.	Tanner Lee vs. Northern Illinois, Sept. 16, 2017 (25-47)	299
39.	Sam Keller at Texas, Oct. 27, 2007 (23-35)	298
40.	Dave Humm vs. Wisconsin, Sept. 29, 1973 (25-36)	297
41.	Tommy Armstrong Jr. vs. Iowa, Nov. 27, 2015 (25-45)	296
42.	Joe Ganz vs. Missouri, Oct. 4, 2008 (27-39)	293
43.	Dave Humm at Missouri, Oct. 13, 1973 (20-29)	292
44.	Tommy Armstrong Jr. vs. Northwestern, Oct. 10, 2015 (24-48)	291
	Adrian Martinez vs. Michigan, Oct. 9, 2021 (18-28)	291

46.	Frank Patrick vs. Oklahoma, Nov. 23, 1967 (22-40)	290
	Adrian Martinez vs. Illinois, Nov. 10, 2018 (24-34)	290
	Adrian Martinez at Colorado, Sept. 7, 2019 (16-26)	290
49.	Taylor Martinez vs. Northwestern, Nov. 5, 2011 (28-37)	289
	Adrian Martinez, at Oklahoma, Sept. 18, 2021 (19-25)	289
51.	Zac Taylor vs. Louisiana Tech, Sept. 2, 2006 (22-33)	287
52.	Jerry Tagge at Kansas St., Nov. 13, 1971 (20-28)	285
53.	Zac Taylor vs. Oklahoma, Dec. 2, 2006 (23-50)	282
54.	Dave Humm at Kansas, Oct. 21, 1972 (16-31)	281
	Zac Taylor at Missouri, Oct. 22, 2005 (22-43)	281
56.	Joe Ganz vs. Virginia Tech, Sept. 27, 2008 (17-26)	278
	Casey Thompson at Iowa, Nov. 25, 2022 (20-30)	278
58.	Zac Taylor vs. Texas, Oct. 21, 2006 (15-28)	277
59.	Adrian Martinez vs. Minnesota, Oct. 20, 2018 (25-29)	276
60.	Sam Keller vs. Texas A&M, Oct. 10, 2007 (26-44)	275
61.	Tommy Armstrong Jr. at Mich. St., Oct. 4, 2014 (20-43)	273
62.	Dave Humm vs. Oklahoma St., Oct. 28, 1972 (15-32)	271
	Tommy Armstrong Jr. vs. FAU, Aug. 30, 2014 (15-29)	271
64.	Joe Ganz at Kansas State, Nov. 15, 2008 (16-25)	270
	Tommy Armstrong Jr. vs. S. Alabama, Sept. 12, 2015 (21-30)	270
	Casey Thompson vs. Indiana, Oct. 1, 2022 (18-27)	270
67.	Adrian Martinez vs. Purdue, Oct. 30, 2021 (14-29)	269
68.	Zac Taylor vs. Troy, Sept. 23, 2006 (14-17)	268
69.	Brook Berringer vs. Kansas, Nov. 5, 1994 (13-18)	267
	Dave Humm vs. Missouri, Oct. 14, 1972 (15-22)	267
71.	Adrian Martinez at Ohio State, Nov. 3, 2018 (31-36)	266
72.	Vince Ferragamo vs. Miami, Oct. 2, 1976 (17-22)	264
73.	Tanner Lee vs. Wisconsin, Oct. 7, 2017 (16-32)	262
74.	Tommy Armstrong Jr. at Minnesota, Oct. 17, 2015 (18-26)	261
75.	Jerry Tagge vs. Kansas, Oct. 18, 1969 (23-36)	260
	Tommy Armstrong Jr. at Fresno St., Sept. 13, 2014 (12-21)	260
	Adrian Martinez at Iowa, Nov. 23, 2018 (28-31)	260
78.	Sam Keller at Wake Forest, Sept. 8, 2007 (24-41)	258
79.	Adrian Martinez vs. No. Illinois, Sept. 14, 2019 (16-27)	257
80.	Adrian Martinez, at Rutgers, Dec. 18, 2020 (24-28)	255
81.	Scott Frost vs. Kansas, Oct. 26, 1996 (12-16)	254
	Adrian Martinez vs. Fordham, Sept. 4, 2021 (17-23)	254
83.	Tommy Armstrong Jr. vs. Purdue, Oct. 22, 2016 (17-31)	252
	Tanner Lee at Oregon, Sept. 9, 2017 (19-41)	252
85.	Adrian Martinez at Northwestern, Oct. 13, 2018 (25-35)	251

Bowl Game Record

Tommy Armstrong Jr. vs. USC, Dec. 27, 2014	381
Holiday Bowl (32-51, 3 TD)	

Best Passing Game by Class

Freshman: 384; Adrian Martinez at Wisconsin, Oct. 6, 2018 (24-41)
Sophomore: 381; Tommy Armstrong Jr. vs. USC, Dec. 27, 2014 (32-51)
Junior: 510; Joe Ganz vs. Kansas St., Nov. 10, 2007 (30-40)
Senior: 438; Sam Keller vs. Ball St., Sept. 22, 2007 (29-37)

Top 10 Games, NCAA Pass Rating (min. 15 att.)

Rk.	Player, Opponent, Date (Att.-Comp.-INT/Yds./TD)	Rating
1.	Steve Taylor vs. UCLA, Sept. 12, 1987 (15-10-0/217/5)	298.2
2.	Gerry Gdowski vs. Oklahoma, Nov. 18, 1989 (15-12-0/225/4)	294.0
3.	Joe Dailey vs. Baylor, Oct. 16, 2004 (20-13-0/342/5)	291.1
4.	Scott Frost vs. Kansas, Oct. 26, 1996 (16-12-0/254/3)	270.2
5.	Joe Ganz vs. Kansas State, Nov. 10, 2007 (40-30-0/510/7)	239.9
6.	Brook Berringer vs. Kansas, Nov. 5, 1994 (18-13-0/267/2)	233.5
7.	Keithen McCant at Okla. St., Oct. 12, 1991 (19-17-1/231/3)	233.2
8.	Zac Lee vs. Louisiana-Lafayette, Sept. 26, 2009 (18-15-0/238/2)	231.1
9.	Tommie Frazier vs. Kansas St., Oct. 21, 1995 (16-10-0/148/4)	222.7
10.	Zac Taylor vs. Troy, Sept. 23, 2006 (17-14-1/268/1)	222.4

Passing Season

Attempts: 430; Zac Taylor, 2005 (237 comp.)
Completions: 285; Joe Ganz, 2008 (420 att.)
Completion Percentage (min. 100 att.): 71.52;
Adrian Martinez, 2020 (151 att., 108 comp.)
Yards: 3,568; Joe Ganz, 2008
Yards Per Game: 274.5; Joe Ganz, 2008
(3,568 yards, 13 games)
Yards Per Attempt (min. 100 att.): 9.75;
Gerry Gdowski, 1989 (136 att., 1,326 yards)
Yards Per Completion (min. 50 comp.): 18.68;
Gerry Gdowski, 1989 (71 comp., 1,326 yards)
Low Interception Percentage (min. 100 att.): 1.00;
Tommie Frazier, 1992 (100 att., 1 INT)
Low Interception Percentage (min. 200 att.): 1.50;
Scott Frost, 1996 (200 att., 3 INT)
Touchdowns: 292; Zac Taylor, 2006
Touchdown Percentage (min. 100 att.): 13.97;
Gerry Gdowski, 1989 (136 att., 19 TD)
NCAA Rating (min. 100 att.): 177.3; Gerry Gdowski, 1989
(136 att., 71 comp., 2 INT, 1,326 yards, 19 TD)

Top 10 Seasons, Touchdowns

Rk. Player, Year	TDs
1. Zac Taylor, 2006	26
2. Joe Ganz, 2008	25
3. Taylor Martinez, 2012	23
Tanner Lee, 2017	23
5. Tommy Armstrong Jr., 2014	22
Tommy Armstrong Jr., 2015	22
7. Vince Ferragamo, 1976	20
8. Gerry Gdowski, 1989	19
Zac Taylor, 2005	19
10. Jerry Tagge, 1971	17
Dave Humm, 1972	17
Tommie Frazier, 1995	17
Joe Dailey, 2004	17
Adrian Martinez, 2018	17
Casey Thompson, 2022	17

Top 10 Seasons, Passing Yardage

Rk. Player, Year (Comp.-Att.; Games)	Yards
1. Joe Ganz, 2008 (285-420; 13)	3,568
2. Zac Taylor, 2006 (233-391; 14)	3,197
3. Tanner Lee, 2017 (246-428; 12)	3,143
4. Tommy Armstrong Jr., 2015 (222-402; 12)	3,030
5. Taylor Martinez, 2012 (228-368; 14)	2,871
6. Adrian Martinez, 2021 (189-306; 11)	2,863
7. Tommy Armstrong Jr., 2014 (184-345; 13)	2,695
8. Zac Taylor, 2005 (237-430; 12)	2,653
9. Adrian Martinez, 2018 (224-347; 17)	2,617
10. Sam Keller, 2007 (205-325; 9)	2,422

Best Passing Seasons by Class

Freshman: 2,617; Adrian Martinez, 2018
(347 att., 224 comp., 12 games)
Sophomore: 2,695; Tommy Armstrong Jr., 2014
(345 att., 184 comp., 13 games)
Junior: 3,143; Tanner Lee, 2017
(428 att., 246 comp., 12 games)
Senior: 3,568; Joe Ganz, 2008
(420 att., 285 comp., 13 games)

Top 10 Seasons, NCAA Pass Rating (min. 100 att.)

Rk. Player, Year (Att.-Comp.-INT/Yards/TD)	Rating
1. Gerry Gdowski, 1989 (136-71-2/1,326/19)	177.3
2. Joe Ganz, 2007 (152-89-7/1,435/16)	163.4
3. Tommie Frazier, 1995 (163-92-4/1,362/17)	156.1
4. Vince Ferragamo, 1975 (134-79-4/1,153/12)	154.8
5. Jeff Quinn, 1980 (157-96-6/1,337/14)	154.5
6. Joe Ganz, 2008 (420-285-11/3,568/25)	153.6
7. Turner Gill, 1983 (170-94-4/1,516/14)	152.7
8. Jerry Tagge, 1971 (239-143-4/2,019/17)	150.9
9. Casey Thompson, 2022 (274-173-10/2,407/17)	150.1
10. Brook Berringer, 1994 (151-94-5/1,295/10)	149.5

Passing Career

Attempts: 1,172; Tommy Armstrong Jr., 2013-16 (625 comp.)
Completions: 670; Adrian Martinez, 2018-21 (1,055 att.)
Completion Percentage (min. 200 att.): 65.13;
Joe Ganz, 2005-08 (585 att., 381 comp.)
Yards: 8,871; Tommy Armstrong Jr., 2013-16
Yards Per Game (min. 12 games): 261.9; Tanner Lee, 2017
Yards Per Game (min. 24 games): 225.0; Zac Taylor, 2005-06
Yards Per Attempt (min. 200 att.): 8.76;
Joe Ganz, 2005-08 (585 att., 5,125 yards)
Yards Per Completion (min. 100 comp.): 15.30;
Steve Taylor, 1985-88 (184 comp., 2,815 yards)
Low Interception Percentage (min. 200 att.): 1.95;
Scott Frost, 1996-97 (359 att., 7 INT)
Touchdowns: 67; Tommy Armstrong Jr., 2013-16
Touchdown Percentage (min. 200 att.): 9.17;
Tommie Frazier, 1992-95 (469 att., 43 TD)
NCAA Rating (min. 200 att.): 157.38;
Joe Ganz, 2005-08 (585 att, 381 comp., 18 INT,
5,125 yards, 44 TD)

Consecutivity

Consecutive Completed Passes: 15; Dave Humm,
at Kansas, Oct. 19, 1974
Consecutive Attempts, No Interceptions: 155;
Scott Frost, Nov. 2, 1996-Oct. 4, 1997 (9 games)
Consecutive Games Throwing a Touchdown Pass: 11;
Zac Taylor, Sept. 23, 2006-Jan. 1, 2007 (games 4-14)
Zac Taylor, Oct. 1, 2005-Sept. 9, 2006 (games 4-12/1-2)
Joe Ganz, Sept. 13, 2008-Jan. 1, 2009 (games 3-13)

Total Offense Game

Attempts: 64; Joe Ganz, QB, at Colorado, Nov. 23, 2007
(6 rush, 58 pass, 521 total yards)
Yards: 528; Joe Ganz, QB, vs. Kansas State, Nov. 10, 2007
(18 rush, 510 pass)
Touchdowns: 7; Joe Ganz, QB vs. Kansas State,
Nov. 10, 2007 (7 pass)

300-Yard Total Offense Games (78)

Rk. Player, Pos., Opp., Date (Rush Yds., Pass Yds.)	Total
1. Joe Ganz, QB, vs. Kansas State, Nov. 10, 2007 (18 rush, 510 pass)	528
2. Joe Ganz, QB at Colorado, Nov. 23, 2007 (37 rush, 484 pass)	521
3. Adrian Martinez, QB at Illinois, Sept. 21, 2019 (118 rush, 328 pass)	446
4. Adrian Martinez, QB at Wisconsin, Oct. 6, 2018 (57 rush, 384 pass)	441
5. Taylor Martinez, QB at Okla St., Oct. 23, 2010 (112 rush, 323 pass)	435
6. Zac Taylor, QB, vs. Iowa St., Oct. 1, 2005 (2 rush, 431 pass)	433
7. Tommy Armstrong Jr., QB, vs. Southern Miss, Sept. 26, 2015 (63 rush, 368 pass)	431
8. Sam Keller, QB, vs. Ball State, Sept. 22, 2007 (-15 rush, 438 pass)	423
9. Tommy Armstrong Jr., QB vs. USC, Dec. 27, 2014 (41 rush, 381 pass)	422
10. Joe Ganz, QB, at Kansas, Nov. 3, 2007 (11 rush, 405 pass)	416
11. Adrian Martinez, QB, vs. Purdue, Sept. 29, 2018 (91 rush, 323 pass)	414
12. Tanner Lee, QB, at Purdue, Oct. 28, 2017 (-18 rush, 431 pass)	413
13. Adrian Martinez, QB, at Rutgers, Dec. 18, 2020 (157 rush, 255 pass)	412
14. Zac Taylor, QB, at Colorado, Nov. 25, 2005 (16 rush, 392 pass)	408
15. Taylor Martinez, QB, at Northwestern, Oct. 20, 2012 (65 rush, 342 pass)	407
16. Adrian Martinez, QB, vs. Minnesota, Oct. 20, 2018 (125 rush, 276 pass)	401
17. Tommy Armstrong Jr., QB, vs. Wyoming, Sept. 10, 2016 (12 rush, 377 pass)	389

18. Taylor Martinez, QB, vs. Fresno St., Sept. 10, 2011 (166 rush, 219 pass)	385	56. Taylor Martinez, QB, vs. Wisconsin, Dec. 1, 2012 (140 rush, 184 pass)	324
19. Zac Taylor, QB, vs. Kansas, Sept. 30, 2006 (-12 rush, 395 pass)	383	57. Adrian Martinez, QB, at Oklahoma, Sept. 18, 2021 (34 rush, 289 pass)	323
Joe Ganz, QB, vs. W. Michigan, Aug. 30, 2008 (38 rush, 345 pass)	383	58. Tommy Armstrong Jr., QB, vs. BYU, Sept. 5, 2015 (2 rush, 319 pass)	321
Tanner Lee, QB at Penn State, Nov. 18, 2017 (-16 rush, 399 pass)	383	59. Jerry Tagge, QB, at Missouri, Oct. 9, 1971 (85 rush, 234 pass)	319
22. Joe Ganz, QB, vs. Baylor, Oct. 25, 2008 (42 rush, 336 pass)	378	60. Scott Frost, QB, at Missouri, Nov. 8, 1997 (141 rush, 175 pass)	316
Tommy Armstrong Jr., QB, at Northwestern, Sept. 24, 2016 (132 rush, 246 pass)	378	Joe Ganz, QB, vs. Kansas, Nov. 8, 2008 (-8 rush, 324 pass)	316
24. Adrian Martinez, QB, at Wisconsin, Nov. 20, 2021 (23 rush, 351 pass)	374	Adrian Martinez, QB, at Michigan St., Sept. 25, 2021 (72 rush, 244 pass)	316
25. Tommy Armstrong Jr., QB, vs. McNeese St., Sept. 6, 2014 (131 rush, 242 pass)	373	63. Tommie Frazier, QB, vs. Kansas St., Oct. 16, 1993 (158 rush, 154 pass)	312
26. Ryker Fyfe, QB, at Purdue, Oct. 31, 2015 (-35 rush, 407 pass)	372	64. Eric Crouch, QB, at Missouri, Sept. 29, 2001 (191 rush, 120 pass)	311
27. Sam Keller, QB, vs. USC, Sept. 15, 2007 (-19 rush, 389 pass)	370	65. Jerry Tagge, QB, at Kansas St., Nov. 13, 1971 (24 rush, 285 pass)	309
28. Jammal Lord, QB, vs. McNeese State, Oct. 5, 2002 (218 rush, 151 pass)	369	Adrian Martinez, QB, vs. Wisconsin, Nov. 16, 2019 (89 rush, 220 pass)	309
Taylor Martinez, QB, at Kansas St., Oct. 7, 2010 (241 rush, 128 pass)	369	67. Tanner Lee, QB vs. Ohio State, Oct. 14, 2017 (5 rush, 303 pass)	308
30. Taylor Martinez, QB, at Michigan St., Nov. 3, 2012 (205 rush, 160 pass)	365	68. Roy Helu Jr., IB, vs. Missouri, Oct. 30, 2010 (307 rush, 0 pass)	307
Joe Ganz, QB, at Kansas State, Nov. 15, 2008 (95 rush, 270 pass)	365	69. Dave Humm, QB, vs. Wisconsin, Sept. 29, 1973 (8 rush, 297 pass)	305
32. Taylor Martinez, QB, vs. Southern Miss, Sept. 1, 2012 (10 rush, 354 pass)	364	Adrian Martinez, QB, at Purdue, Nov. 2, 2019 (58 rush, 247 pass)	305
33. Eric Crouch, QB, at Colorado, Nov. 23, 2001 (162 rush, 198 pass)	360	71. Tommie Frazier, QB, vs. Florida, Jan. 2, 1996, Fiesta Bowl (199 rush, 105 pass)	304
34. Tommy Armstrong Jr., QB, at Miami, Sept. 19, 2015 (49 rush, 309 pass)	358	Tommy Armstrong Jr., QB, vs. Northwestern, Oct. 24, 2015 (13 rush, 291 pass)	304
35. Adrian Martinez, QB, at Colorado, Sept. 7, 2019 (66 rush, 290 pass)	356	Adrian Martinez, QB, vs. Colorado, Sept. 8, 2018 (117 rush, 187 pass)	304
36. Adrian Martinez, QB, vs. Buffalo, Sept. 11, 2021 (112 rush, 242 pass)	354	74. Tommy Armstrong Jr., QB vs. Purdue, Oct. 22, 2016 (51 rush, 252 pass)	303
37. Casey Thompson, QB, at Purdue, Oct. 15, 2022 (-1 rush, 354 pass)	353	75. Eric Crouch, QB, at Iowa St., Oct. 7, 2000 (138 rush, 164 pass)	302
38. Zac Lee, QB, vs. Arkansas State, Sept. 12, 2009 (11 rush, 340 pass)	351	76. Eric Crouch, QB, vs. Texas Tech, Oct. 20, 2001 (105 rush, 196 pass)	301
39. Casey Thompson, QB, vs. Georgia Southern, Sept. 10, 2022 (31 rush, 318 pass)	349	Jerry Tagge, QB, at Minnesota, Oct. 4, 1969 (82 rush, 219 pass)	301
40. Adrian Martinez, QB, vs. Illinois, Nov. 10, 2018 (55 rush, 290 pass)	345	Adrian Martinez, QB, vs. No. Illinois, Sept. 14, 2019 (44 rush, 257 pass)	301
41. Joe Ganz, QB, at Texas Tech, Oct. 11, 2008 (-5 rush, 349 pass)	344		
42. Adrian Martinez, QB, at Illinois, Aug. 28, 2021 (111 rush, 232 pass)	343	Bowl Game Record Tommy Armstrong Jr., QB, vs. USC, Dec. 27, 2014 Holiday Bowl (41 rush, 381 pass)	422
43. Taylor Martinez, QB, vs. Northwestern, Nov. 5, 2011 (53 rush, 289 pass)	342		
Tommy Armstrong Jr., QB, vs. Iowa, Nov. 27, 2015 (46 rush, 296 pass)	342		
45. Tommy Armstrong Jr., QB, vs. Michigan St., Nov. 7, 2015 (19 rush, 320 pass)	339	Best Total Offense Games by Class Freshman: 441; Adrian Martinez, QB, at Wisconsin, Oct. 6, 2018 (57 rush, 384 pass)	
46. Adrian Martinez, QB, at Ohio State, Nov. 3, 2018 (72 rush, 266 pass)	338	Sophomore: 446; Adrian Martinez, QB, at Illinois, Sept. 21, 2019 (118 rush, 328 pass)	
47. Casey Thompson, QB, vs. Northwestern, Aug. 27, 2022 (-18 rush, 355 pass)	337	Junior: 528; Joe Ganz, QB, vs. Kansas State, Nov. 10, 2007 (18 rush, 510 pass)	
48. Adrian Martinez, QB, at Iowa, Nov. 23, 2018 (76 rush, 260 pass)	336	Senior: 423; Sam Keller, QB vs. Ball St., Sept. 22, 2007 (-15 rush, 438 pass)	
49. Joe Dailey, QB, vs. Baylor, Oct. 16, 2004 (-7 rush, 342 pass)	335		
50. Tommy Armstrong Jr., QB vs. FAU, Aug. 30, 2014 (62 rush, 271 pass)	333	Total Offense Season Attempts: 563; Taylor Martinez, QB, 2012 (195 rush, 368 pass) Yards: 3,890; Taylor Martinez, QB, 2012 (1,019 rush, 2,871 pass) Yards Per Game: 308.0; Adrian Martinez, QB, 2021 (11 games, 3,388 yards)	
51. Jammal Lord, QB, vs. Texas, Nov. 2, 2002 (234 rush, 98 pass)	332	Touchdowns: 33; Taylor Martinez, QB, 2012 (10 rush, 23 pass)	
52. Joe Ganz, QB, at Iowa State, Oct. 18, 2008 (3 rush, 328 pass)	331		
53. Taylor Martinez, QB, vs. Minnesota, Nov. 17, 2012 (22 rush, 308 pass)	330	2,000-Yard Total Offense Seasons (29)	
54. Adrian Martinez, QB, vs. Michigan, Oct. 9, 2021 (38 rush, 291 pass)	329	Rk. Player, Pos., Year (Rush/Pass/Games)	Total
55. Tommy Armstrong Jr., QB at Fresno State, Sept. 13, 2014 (65 rush, 260 pass)	325	1. Taylor Martinez, QB, 2012 (1,019/2,871/14)	3,890
		2. Joe Ganz, QB, 2008 (258/3,568/13)	3,826
		3. Tommy Armstrong Jr., QB, 2015 (400/3,030/12)	3,430
		4. Tommy Armstrong Jr., QB, 2014 (705/2,695/13)	3,400
		5. Adrian Martinez, QB, 2021 (525/2,863/11)	3,388
		6. Adrian Martinez, QB, 2018 (629/2,617/11)	3,246
		7. Zac Taylor, QB, 2006 (-32/3,197/14)	3,165

8.	Tanner Lee, QB, 2017 (-97/3,143/12)	3,046
9.	Taylor Martinez, QB, 2011 (874/2,089/13)	2,963
10.	Jammal Lord, QB, 2002 (1,412/1,362/14)	2,774
11.	Tommy Armstrong Jr., QB, 2016 (512/2,180/11)	2,692
12.	Eric Crouch, QB, 2001 (1,115/1,510/12)	2,625
13.	Zac Taylor, QB, 2005 (-41/2,653/12)	2,612
14.	Taylor Martinez, QB, 2010 (965/1,631/13)	2,596
15.	Adrian Martinez, QB, 2019 (626/1,956/10)	2,582
16.	Casey Thompson, QB, 2022 (-21/2,407/10)	2,386
17.	Sam Keller, QB, 2007 (-78/2,422/9)	2,344
18.	Jerry Tagge, QB, 1971 (314/2,019/12)	2,333
19.	Scott Frost, QB, 1997 (1,095/1,237/12)	2,332
20.	Zac Lee, QB, 2009 (171/2,143/13)	2,314
21.	Jammal Lord, QB, 2003 (948/1,305/13)	2,253
22.	Gerry Gdowski, QB, 1989 (925/1,326/11)	2,251
23.	Eric Crouch, QB, 1999 (889/1,269/12)	2,158
24.	Mike Rozier, LB, 1983 (2,148/0/12)	2,148
25.	Keithen McCant, QB, 1991 (654/1,454/11)	2,108
26.	Vince Ferragamo, QB, 1976 (15/2,071/12)	2,086
27.	Joe Dailey, QB, 2004 (55/2,025/11)	2,080
28.	Eric Crouch, QB, 2000 (971/1,101/11)	2,072
29.	Turner Gill, QB, 1983 (531/1,516/12)	2,048

Best Total Offense Seasons by Class

Freshman: 3,246; Adrian Martinez, QB, 2018
(629 rush, 2,617 pass)

Sophomore: 3,400; Tommy Armstrong Jr., QB, 2014
(705 rush, 2,695 pass)

Junior: 3,890; Taylor Martinez, QB, 2012
(1,019 rush, 2,871 pass)

Senior: 3,826; Joe Ganz, QB, 2008 (258 rush, 3,568 pass)

Total Offense Career

Attempts: 1,595; Tommy Armstrong Jr., QB, 2013-16
(423 rush, 1,172 pass)

Yards: 10,792; Adrian Martinez, QB, 2018-21
(2,301 rush, 8,491 pass)

Yards Per Game (min. 12 games): 276.7; Adrian Martinez, QB, 2018-21 (39 games, 10,792 yards)

Yards Per Game (min. 24 games): 276.7; Adrian Martinez, QB, 2018-21 (39 games, 10,792 yards)

Touchdowns: 90; Tommy Armstrong Jr., QB, 2013-16
(23 rush, 67 pass)

Top 10 Careers, Total Offense Yards

Rk.	Player, Pos., Years (Rush/Pass)	Total
1.	Adrian Martinez, QB, 2018-21 (2,301/8,491)	10,792
2.	Tommy Armstrong Jr., QB, 2013-16 (1,819/8,871)	10,690
3.	Taylor Martinez, QB, 2010-13 (2,975/7,258)	10,233
4.	Eric Crouch, QB, 1998-01 (3,434/4,481)	7,915
5.	Zac Taylor, QB, 2005-06 (-73/5,850)	5,777
6.	Tommie Frazier, QB, 1992-95 (1,955/3,521)	5,476
7.	Joe Ganz, QB, 2005-08 (341/5,125)	5,466
8.	Jammal Lord, QB, 2000-03 (2,573/2,848)	5,421
9.	Jerry Tagge, QB, 1969-71 (579/4,704)	5,283
10.	Dave Humm, QB, 1972-74 (-8/5,035)	5,027

Receiving Game

Receptions: 14; Dennis Richnasky, SE, at Kansas St., Oct. 7, 1967 (145 yards)

Yards: 237; Trey Palmer, at Purdue, Oct. 15, 2022 (7 rec.)

Yards Per Reception (min. 4 rec.): 41.50; Chuck Malito, SE, at Hawaii, Dec. 4, 1976 (4 rec., 166 yards)

Touchdowns: 3; Clarence Swanson, E. of Colorado St., Nov. 24, 1921; Johnny Rodgers, WB, vs. Minnesota, Sept. 18, 1971; Frosty Anderson, SE, at Minnesota, Oct. 6, 1973; Don Westbrook, WB, at Kansas, Oct. 19, 1974; Tom Banderas, TE, at Missouri, Oct. 31, 1987; Tracey Wistrom, TE, vs. Iowa, Sept. 23, 2000; Maurice Purify, WR, at Kansas, Nov. 3, 2007; Frantz Hardy, WR, vs. Kansas State, Nov. 10, 2007; Maurice Purify, WR, at Colorado, Nov. 23, 2007; Brandon Kinzie, WR, at Oklahoma St., Oct. 23, 2010

Long Nebraska Reception: 99 (TD); Quincy Enunwa, SE from Tommy Armstrong Jr., QB, vs. Georgia, Jan. 1, 2014

Long Nebraska Reception, No TD: 78; Wilson Thomas, SE, from Eric Crouch, QB, at Colorado, Nov. 23, 2001

Top 10 Games, Pass Receptions

Rk.	Player, Pos., Opponent, Date (Yards)	Rec.
1.	Dennis Richnasky, SE, at Kansas St., Oct. 7, 1967 (145)	14
2.	Marlon Lucky, LB, vs. Texas A&M, Oct. 20, 2007 (125)	13
3.	Marlon Lucky, LB, vs. Ball St., Sept. 22, 2007 (81)	11
	Maurice Purify, WR, at Colorado, Nov. 23, 2007 (136)	11
	Nate Swift, WR, vs. Baylor, Oct. 29, 2008 (121)	11
	Jordan Westerkamp, WR, vs. Southern Miss, Sept. 26, 2015 (118)	11
	JD Spielman, WR, vs. Ohio State, Oct. 14, 2017 (200)	11
8.	Johnny Rodgers, WB, at Kansas St., Nov. 14, 1971 (125)	10
	Matt Davison, SE, at Texas A&M, Oct. 10, 1998 (167)	10
	JD Spielman, WR, vs. Purdue, Sept. 29, 2018 (135)	10
	Stanley Morgan Jr., WR, vs. Minnesota, Oct. 20, 2018 (163)	10
	Trey Palmer, WR, vs. Oklahoma, Sept. 17, 2022 (92)	10

Bowl Game Record

De'Mornay Pierson-El, WR vs. USC, Dec. 27, 2014 (102) 8
Holiday Bowl

Best Pass Reception Games by Class

Freshman: 11; JD Spielman, WR, vs. Ohio State, Oct. 14, 2017 (200 yards)

Sophomore: 10; Matt Davison, SE, at Texas A&M, Oct. 10, 1998

(167 yards); JD Spielman, WR, vs. Purdue, Sept. 29, 2018 (135 yards)

Junior: 13; Marlon Lucky, LB, vs. Texas A&M, Oct. 20, 2007 (125 yards)

Senior: 14; Dennis Richnasky, SE, at Kansas St., Oct. 7, 1967 (145 yards)

Best Pass Receiving Games by Class

Freshman: 200 yards; JD Spielman, WR, vs. Ohio State, Oct. 14, 2017 (11 rec.)

Sophomore: 209; JD Spielman, at Wisconsin, Oct. 6, 2018 (9 rec.)

Junior: 237 yards; Trey Palmer, WR, at Purdue, Oct. 15, 2022 (7 rec.)

Senior: 166 yards; Chuck Malito, SE, at Hawaii, Dec. 4, 1976 (4 rec.)

Wide Receivers

Receptions, Game: 14; Dennis Richnasky, at Kansas St., Oct. 7, 1967 (145 yards)

Receptions, Season: 71; Trey Palmer, 2022 (1,043 yards)

Receptions, Career: 189; Stanley Morgan Jr., 2014-18 (2,747 yards)

Yards Gained, Game: 237; Trey Palmer, at Purdue, Oct. 15, 2022 (7 rec.)

Yards Gained, Season: 1,043; Trey Palmer, 2022 (71 rec.)

Yards Gained, Career: 2,747; Stanley Morgan Jr., 2014-18 (189 rec.)

Touchdowns, Game: 3; Johnny Rodgers, vs. Minnesota, Sept. 18, 1971; Frosty Anderson, at Minnesota, Oct. 6, 1973; Maurice Purify, at Kansas, Nov. 3, 2007;

Frantz Hardy, vs. Kansas State, Nov. 10, 2007

Maurice Purify, at Colorado, Nov. 23, 2007;

Brandon Kinzie, at Oklahoma St., Oct. 23, 2010;

Touchdowns, Season: 12; Quincy Enunwa, 2013

Touchdowns, Career: 25; Johnny Rodgers, 1970-72

Tight Ends

Receptions, Game: 8; Matt Herian, vs. Southern Miss, Sept. 11, 2004 (71 yards); Dennis Morrison, at Colorado, Oct. 22, 1966 (108 yards)

Receptions, Season: 38; Austin Allen, 2021 (602 yards)

Receptions, Career: 82; Mike McNeill, 2007-10 (1,072 yards)

Yards Gained, Game: 143; Austin Allen, at Wisconsin, Nov. 20, 2021 (7 rec.)

Yards Gained, Season: 602; Austin Allen, 2021 (38 rec.)

Yards Gained, Career: 1,243; Matt Herian, 2002-06 (65 rec.)

Touchdowns, Game: 3; Tracey Wistrom, vs. Iowa, Sept. 23, 2000; Tom Banderas, at Missouri, Oct. 31, 1987

Touchdowns, Season: 8; Kyler Reed, 2010

Touchdowns, Career: 14; Todd Millikan, 1985-88

Running Backs

Receptions, Game: 13; Marlon Lucky vs. Texas A&M Oct. 20, 2007 (125 yards)

Receptions, Season: 75; Marlon Lucky, 2007 (705 yards)

Receptions, Career: 135; Marlon Lucky, 2005-08 (1,379 yards)

Yards Gained, Game: 131; Cory Ross, vs. Iowa St., Oct. 1, 2005 (8 rec.)

Yards Gained, Season: 705; Marlon Lucky, 2007 (75 rec.)

Yards Gained, Career: 1,379; Marlon Lucky, 2005-08

(135 receptions)

Touchdowns, Game: 2; Cory Ross, vs. Iowa St., Oct. 1, 2005

Ahman Green, vs. Kansas St., Oct. 21, 1995

Touchdowns, Season: 4; Dick Hutton, 1948;

Kent McCloughan, 1964

Touchdowns, Career: 7; Ameer Abdullah, 2011-14

100-Yard Receiving Games (131)

Rk.	Player, Pos., Opponent, Date (Rec.)	Yards
1.	Trey Palmer, WR, at Purdue, Oct. 15, 2022 (7)	237
2.	JD Spielman, WR, at Wisconsin, Oct. 6, 2018 (9)	209
3.	JD Spielman, WR, vs. Ohio State, Oct. 14, 2017 (11)	200
4.	Stanley Morgan Jr., WR, at Penn State, Nov. 18, 2017 (7)	185
5.	Matt Davison, SE, at Texas A&M, Oct. 10, 1998 (10)	167
6.	Chuck Malito, SE, at Hawaii, Dec. 4, 1976 (4)	166
7.	Trey Palmer, WR, at Iowa, Nov. 25, 2022 (9)	165
8.	Guy Ingles, SE, vs. Oklahoma St., Oct. 25, 1969 (5)	163
	Stanley Morgan Jr., WR, vs. Minnesota, Oct. 20, 2018 (10)	163
10.	JD Spielman, WR, at Illinois, Sept. 21, 2019 (7)	160
11.	Frantz Hardy, WR, vs. Kansas, Sept. 30, 2006 (3)	159
12.	Maurice Purify, WR, at Kansas, Nov. 3, 2007 (7)	158
	Jordan Westerkamp, WR, at Mich. St., Oct. 4, 2014 (9)	158
14.	Trey Palmer, WR, vs. Indiana, Oct. 1, 2022 (8)	157
15.	Niles Paul, WR, at Kansas, Nov. 14, 2009 (4)	154
16.	Frantz Hardy, WR, vs. Maine, Sept. 3, 2005 (7)	152
17.	Samori Toure, WR, vs. Ohio State, Nov. 6, 2021 (4)	150
18.	Dennis Richnafsky, SE, at Kansas St., Oct. 7, 1967 (14)	145
19.	Niles Paul, WR, vs. Iowa St., Oct. 24, 2009 (6)	143
	Jordan Westerkamp, WR, vs. Mich. St., Nov. 7, 2015 (9)	143
	Austin Allen, TE, at Wisconsin, Nov. 20, 2021 (7)	143
22.	Frosty Anderson, SE, vs. Wisconsin, Sept. 29, 1973 (9)	141
	JD Spielman, WR, at Minnesota, Nov. 11, 2017 (9)	141
24.	Freeman White, SE, vs. Colorado, Oct. 23, 1965 (4)	139
25.	Irving Fryar, SE, at Minnesota, Sept. 17, 1983 (2)	138
	Johnny Mitchell, TE, vs. Georgia Tech, Jan. 1, 1991 (6)	138
27.	Frosty Anderson, SE, at Minnesota, Oct. 6, 1973 (5)	137
	Johnny Mitchell, TE, vs. Oklahoma, Nov. 29, 1991 (7)	137
29.	Maurice Purify, WR, at Colorado, Nov. 23, 2007 (11)	136
	Kenny Bell, WR, vs. Minnesota, Nov. 17, 2012 (9)	136
	Samori Toure, WR, vs. Buffalo, Sept. 11, 2021 (2)	136
32.	Nate Swift, WR, at Missouri, Oct. 22, 2005 (9)	135
	JD Spielman, WR, vs. Purdue, Sept. 29, 2018 (10)	135
34.	Kenny Bell, WR, at Ohio State, Oct. 6, 2012 (5)	133
	Samori Toure, WR, vs. Fordham, Sept. 4, 2021 (8)	133
35.	Guy Ingles, SE, at Kansas, Oct. 17, 1970 (3)	133
36.	Cory Ross, IB, vs. Iowa St., Oct. 1, 2005 (8)	131
	Niles Paul, WR, at Oklahoma St., Oct. 23, 2010 (9)	131
	Stanley Morgan Jr., WR, vs. Illinois, Nov. 10, 2018 (8)	131
39.	Jon Sheppard, WB, vs. Kansas, Nov. 16, 1985 (3)	129
	Clester Johnson, WB, vs. Arizona St., Sept. 16, 1995 (4)	129
	Cory Ross, IB, at Colorado, Nov. 25, 2005 (9)	129
	Sean Hill, TE, vs. Ball State, Sept. 22, 2007 (3)	129
	*Quincy Enunwa, WR, vs. Georgia, Jan. 1, 2014 (4)	129
44.	Johnny Rodgers, WB, at Kansas, Oct. 21, 1972 (5)	128
45.	Johnny Rodgers, WB, vs. Minnesota, Sept. 30, 1972 (7)	127
	Irving Fryar, SE, vs. Iowa, Sept. 11, 1982 (6)	127
47.	Johnny Rodgers, WB, vs. Minnesota, Sept. 18, 1971 (6)	126
48.	Johnny Rodgers, WB, at Kansas St., Nov. 14, 1971 (10)	125
	Marlon Lucky, IB, vs. Texas A&M, Oct. 20, 2007 (13)	125
	Jordan Westerkamp, WR, vs. FAU, Aug. 30, 2014 (7)	125
51.	Jeff Kinney, IB, at Missouri, Oct. 11, 1969 (8)	124
	Junior Miller, TE, vs. Kansas St., Oct. 14, 1978 (5)	124
	Johnny Rodgers, WB, vs. Oklahoma St., Oct. 28, 1972 (7)	124
	Corey Dixon, SE, vs. Florida St., Jan. 1, 1993 (5)	123
	Niles Paul, WR, vs. Arizona, Dec. 30, 2009 (4)	123
	Jordan Westerkamp, WR, at Purdue, Oct. 31, 2015 (9)	123
	Wan'Dale Robinson, WR, vs. Northwestern, Oct. 5, 2019 (7)	123
	JD Spielman, WR, at Purdue, Nov. 2, 2019 (6)	123
59.	Tom Penney, E, vs. Utah, Sept. 21, 1968 (4)	122
	Freeman White, SE, vs. TCU, Sept. 18, 1965 (8)	122
	Maurice Purify, WR, vs. Ball State, Sept. 22, 2007 (6)	122
62.	Ken Spaeth, TE, vs. Washington St., Sept. 10, 1977 (5)	121
	Nate Swift, WR, vs. W. Michigan, Aug. 30, 2008 (5)	121
	Nate Swift, WR, vs. Baylor, Oct. 25, 2008 (11)	121
	Austin Allen, TE, at Minnesota, Oct. 16, 2021 (5)	121
66.	Ben Gregory, SE, vs. Oklahoma, Nov. 23, 1967 (8)	120
	Isaiah Garcia-Castaneda, WR, vs. Northwestern, Aug. 27, 2022 (4)	120
68.	Robb Schnitzler, SE, at Oklahoma St., Oct. 12, 1985 (4)	119

69.	Jordan Westerkamp, WR, vs. Southern Miss, Sept. 26, 2015 (11)	118
	Maurice Washington, RB, at Colorado, Nov. 7, 2019 (4)	118
71.	Jim McFarland, E, vs. Texas A&M, Sept. 27, 1969 (7)	117
72.	Tracey Wistrom, TE, vs. Oklahoma St., Oct. 2, 1999 (4)	116
	Nate Swift, WR, vs. Oklahoma, Oct. 29, 2005 (9)	116
	Kenny Bell, WR, vs. Florida Atlantic, Aug. 30, 2014 (4)	116
75.	Marlon Lucky, IB, at Colorado, Nov. 23, 2007 (8)	115
	Stanley Morgan Jr., WR, vs. Wisconsin, Oct. 7, 2017 (4)	115
77.	Irving Fryar, SE, vs. Iowa State, Nov. 5, 1983 (5)	114
	Wan'Dale Robinson, WR, at Purdue, Dec. 5, 2020 (9)	114
79.	Tom Penney, E, vs. Missouri, Oct. 19, 1968 (4)	113
	Johnny Rodgers, WB, at Iowa St., Nov. 11, 1972 (9)	113
	Ross Pilkington, WR, vs. Kansas, Oct. 2, 2004 (8)	113
	Samori Toure, WR, at Wisconsin, Nov. 20, 2021 (7)	113
83.	Guy Ingles, SE, at Colorado, Oct. 31, 1970 (5)	112
	Irving Fryar, SE, at Penn St., Sept. 25, 1982 (7)	112
	Nate Swift, WR, at Texas, Oct. 27, 2007 (6)	112
	Nate Swift, WR, at Iowa State, Oct. 18, 2008 (8)	112
	Stanley Morgan Jr., WR, at Purdue, Oct. 28, 2017 (6)	112
	JD Spielman, WR, at Colorado, Sept. 7, 2019 (5)	112
89.	Nate Swift, WR, vs. Kansas, Nov. 8, 2008 (7)	111
90.	Bob Revelle, SE, vs. Missouri, Oct. 14, 1972 (5)	110
	Matt Herian, TE, vs. Troy, Oct. 4, 2003 (3)	110
	Mark LeFlore, WR, at Texas Tech, Oct. 9, 2004 (5)	110
	Quincy Enunwa, WR, at Northwestern, Oct. 20, 2012 (6)	110
94.	Wilson Thomas, SE, at Colorado, Nov. 23, 2001 (3)	109
	Nate Swift, WR, vs. Kansas St., Nov. 12, 2005 (7)	109
	Alonzo Moore, WR, vs. Wyoming, Sept. 10, 2016 (3)	109
97.	Dennis Morrison, TE, at Colorado, Oct. 22, 1966 (8)	108
	Junior Miller, TE, at Kansas, Nov. 4, 1978 (3)	108
	Johnny Mitchell, TE, at Kansas, Nov. 9, 1991 (3)	108
	Matt Davison, SE, at Kansas, Oct. 30, 1999 (6)	108
	Maurice Purify, WR, vs. Kansas St., Nov. 10, 2007 (6)	108
	Kenny Bell, WR, at UCLA, Sept. 8, 2012 (6)	108
	Samori Toure, WR, vs. Northwestern, Oct. 2, 2021 (2)	108
104.	Bobby Thomas, SE, at Iowa State, Nov. 13, 1976 (4)	107
	Tim Smith, SE, vs. Penn St., Sept. 29, 1979 (6)	107
	Tim McCrady, SE, vs. Mississippi St., Dec. 27, 1980 (2)	107
	Chuck Malito, SE, vs. Texas Tech, Dec. 31, 1976 (3)	107
	Jordan Westerkamp, WR, vs. BYU, Sept. 5, 2015 (7)	107
109.	Johnny Rodgers, WB, at Missouri, Oct. 9, 1971 (5)	106
	Dan Westbrook, SE, vs. Oklahoma St., Oct. 26, 1974 (4)	106
111.	Johnny Rodgers, WB, vs. Utah St., Oct. 2, 1971 (5)	105
	Brandon Kinzie, WR, at Washington, Sept. 18, 2010 (5)	105
	Kenny Bell, WR, vs. Illinois, Sept. 27, 2014 (4)	105
	Jordan Westerkamp, WR, vs. Wyoming, Sept. 10, 2016 (4)	105
	Tyler Hoppes, TE, at Purdue, Oct. 28, 2017 (5)	105
	Rahmir Johnson, RB, vs. Michigan, Oct. 9, 2021 (6)	105
117.	Jordan Westerkamp, WR, vs. Northwestern, Nov. 2, 2013 (4)	104
	JD Spielman, WR, at Maryland, Nov. 23, 2019 (7)	104
119.	Stanley Morgan Jr., WR, at Oregon, Sept. 9, 2017 (7)	103
	Oliver Martin, WR, at Illinois, Aug. 28, 2021 (6)	103
121.	Tracey Wistrom, TE, vs. California, Sept. 11, 1999 (2)	102
	Terrence Nunn, WR, vs. Troy, Sept. 23, 2006 (4)	102
	Niles Paul, WR, at Missouri, Oct. 8, 2009 (6)	102
	De'Mornay Pierson-EI, WR, vs. USC, Dec. 27, 2014 (8)	102
	Stanley Morgan Jr., WR, vs. Arkansas State, Sept. 2, 2017 (5)	102
	Maurice Washington, RB, at Iowa, Nov. 23, 2018 (7)	102
127.	Johnny Rodgers, WB, vs. Army, Sept. 26, 1970 (5)	101
	Tracey Wistrom, TE, at Iowa St., Oct. 7, 2000 (4)	101
	De'Mornay Pierson-EI, WR, vs. Northern Illinois, Sept. 16, 2017 (8)	101
130.	Johnny Rodgers, WB, vs. Oklahoma, Nov. 21, 1970 (5)	100
	Irving Fryar, SE, vs. UCLA, Sept. 24, 1983 (6)	100

Bowl Games

	Johnny Mitchell, TE, vs. Georgia Tech (6)	138
Jan. 1, 1991 (Citrus Bowl)		
	Quincy Enunwa, WR, vs. Georgia (4)	129
Jan. 1, 2014 (Gator Bowl)		
	Niles Paul, WR, vs. Arizona (4)	123
Dec. 30, 2009 (Holiday Bowl)		
	Corey Dixon, SE, vs. Florida State (5)	123
Jan. 1, 1993 (Orange Bowl)		
	Chuck Malito, SE, vs. Texas Tech (3)	107
Dec. 31, 1976 (Astro-Bluebonnet Bowl)		
	Tim McCrady, SE, vs. Mississippi State (2)	107
Dec. 27, 1980 (Sun Bowl)		
	De'Mornay Pierson-EI, WR, vs. USC (8)	102
Dec. 27, 2014 (Holiday Bowl)		

100-Yard Receiving Games (Season)

Rk.	Player, Pos., Year	Total
1.	Stanley Morgan Jr., WR, 2017	5
	Samori Toure, WR, 2021	5
3.	Johnny Rodgers, WB, 1971	4
	Johnny Rodgers, WB, 1972	4
	Maurice Purify, WR, 2007	4
	Nate Swift, WR, 2008	4
	Niles Paul, WR, 2009	4
	Jordan Westerkamp, 2015	4
	JD Spielman, WR, 2019	4
10.	Irving Fryar, WB, 1983	3
	Nate Swift, WR, 2005	3
	Kenny Bell, WR, 2012	3
	Trey Palmer, WR, 2022	3
14.	Tom Penney, E, 1968	2
	Johnny Rodgers, WB, 1970	2
	Junior Miller, TE, 1978	2
	Irving Fryar, WB, 1982	2
	Johnny Mitchell, TE, 1991	2
	Tracey Wistrom, TE, 1999	2
	Jordan Westerkamp, WR, 2014	2
	Kenny Bell, WR, 2014	2
	JD Spielman, WR, 2017	2
	JD Spielman, WR, 2018	2
	Stanley Morgan Jr., WR, 2018	2
	Austin Allen, TE, 2021	2

100-Yard Receiving Games (Career)

Rk.	Player, Pos., Years	Total
1.	Johnny Rodgers, WB, 1970-72	10
2.	Nate Swift, WR, 2005-08	8
	Jordan Westerkamp, WR, 2013-16	8
	JD Spielman, WR, 2017-19	8
5.	Stanley Morgan Jr., WR, 2015-18	7
6.	Irving Fryar, WB, 1981-83	5
	Niles Paul, WR, 2007-10	5
	Kenny Bell, WR, 2011-14	5
	Samori Toure, WR, 2021	5
10.	Maurice Purify, WR, 2006-07	4
11.	Guy Ingles, SE, 1968-70	3
	Johnny Mitchell, TE, 1990-91	3
	Tracey Wistrom, TE, 1998-2001	3
	Trey Palmer, WR, 2023	3
15.	Freeman White, E, 1963-65	2
	Tom Penney, E, 1966-68	2
	Frosty Anderson, SE, 1971-73	2
	Chuck Malito, SE, 1974-76	2
	Junior Miller, TE, 1977-79	2
	Matt Davison, SE, 1997-2000	2
	Cory Ross, IB, 2002-05	2
	Frantz Hardy, WR, 2005-07	2
	Marlon Lucky, IB, 2005-08	2
	Quincy Enunwa, WR, 2010-13	2
	De'Mornay Pierson-El, WR, 2014-17	2
	Maurice Washington, RB, 2018-19	2
	Wan'Dale Robinson, WR, 2019-20	2
	Austin Allen, TE, 2018-21	2
29.	26 players tied	1

Top 10 Seasons, Receiving Yardage

Rk.	Player, Year (Receptions)	Yards
1.	Trey Palmer, 2022 (71)	1,043
2.	Stanley Morgan Jr., 2018 (70)	1,004
3.	Stanley Morgan Jr., 2017 (61)	986
4.	Johnny Rodgers, 1972 (55)	942
5.	Nate Swift, 2008 (63)	941
6.	Jordan Westerkamp, 2015 (65)	918
7.	JD Spielman, 2019 (49)	898
	Samori Toure, 2021 (46)	898
9.	Johnny Rodgers, 1971 (53)	872
10.	Kenny Bell, 2012 (50)	863

Top 10 Seasons, Receptions

Rk.	Player, Year	Rec.
1.	Marlon Lucky, 2007	75
2.	Trey Palmer, 2022	71

3.	Stanley Morgan Jr., 2018	70
4.	JD Spielman, 2018	66
5.	Jordan Westerkamp, 2015	65
6.	Nate Swift, 2008	63
7.	Todd Peterson, 2008	62
8.	Stanley Morgan Jr., 2017	61
9.	Maurice Purify, 2007	57
10.	Johnny Rodgers, 1972	55
	JD Spielman, 2017	55

Consecutive 100-Yard Games, Season

No.	Player, Pos., Games (Rec.-Yards)	
3	Maurice Purify, WR, at Kansas, Nov. 3, 2007 (7-158), vs. Kansas State, Nov. 10, 2007 (6-108), at Colorado, Nov. 23, 2007 (11-136)	
2	Johnny Rodgers, WB, vs. Utah St., Oct. 2, 1971 (5-105), at Missouri, Oct. 9, 1971 (5-106)	
2	Johnny Rodgers, WB, at Kansas, Oct. 21, 1972 (5-128), vs. Oklahoma St., Oct. 28, 1972 (7-124)	
2	Frosty Anderson, SE, vs. Wisconsin, Sept. 29, 1973 (9-141), at Minnesota, Oct. 6, 1973 (5-137)	
2	Chuck Malito, SE, vs. Hawaii, Dec. 4, 1976, (4-166), vs. Texas Tech, Dec. 31, 1976 (3-107)	
2	Irving Fryar, WB, at Minnesota, Sept. 17, 1983 (2-138), vs. UCLA, Sept. 24, 1983 (6-100)	
2	Nate Swift, WR, at Iowa State, Oct. 18, 2008 (8-112), vs. Baylor, Oct. 25, 2008 (11-121)	
2	Nate Swift, WR, at Missouri, Oct. 22, 2005 (9-135), vs. Oklahoma, Oct. 29, 2005 (9-116)	
2	Jordan Westerkamp, WR, at Purdue, Oct. 31, 2015 (9-123), vs. Michigan State, Nov. 7, 2015 (9-143)	
2	Stanley Morgan Jr., WR, vs. Arkansas State, Sept. 2, 2017 (5-102), at Oregon, Sept. 9, 2017 (7-103)	
2	JD Spielman, WR, vs. Purdue, Sept. 29, 2018 (10-135), at Wisconsin, Oct. 6, 2018 (9-209)	
2	Samori Toure, WR, vs. Fordham, Sept. 4, 2021 (8-133), vs. Buffalo, Sept. 11, 2021 (2-136)	
2	Samori Toure, WR, vs. Ohio State, Nov. 6, 2021 (4-150) at Wisconsin, Nov. 20, 2021 (7-113)	

Touchdown Receptions, Season

Rk.	Player, Pos., Year	TD
1.	Quincy Enunwa, WR, 2013	12
2.	Johnny Rodgers, WB, 1971	11
3.	Nate Swift, WR, 2008	10
	Stanley Morgan Jr., WR, 2017	10
5.	Clarence Swanson, E, 1921	9
	Maurice Purify, WR, 2007	9
	Trey Palmer, WR, 2022	9
8.	Johnny Rodgers, WB, 1972	8
	Frosty Anderson, SE, 1973	8
	Irving Fryar, WB, 1983	8
	Kyler Reed, TE, 2010	8
	Kenny Bell, WR, 2012	8
	JD Spielman, WR, 2018	8
14.	Johnny Rodgers, WB, 1970	7
	Don Westbrook, 1974	7
	Bobby Thomas, SE, 1976	7
	Bobby Thomas, SE, 1975	7
	Junior Miller, TE, 1979	7
	Todd Millikan, TE, 1988	7
	Gerald Armstrong, TE, 1992	7
	Nate Swift, WR, 2005	7
	Terrence Nunn, WR, 2005	7
	Maurice Purify, WR, 2006	7
	Jordan Westerkamp, WR, 2015	7
	Stanley Morgan Jr., WR, 2018	7

Touchdown Receptions, Career

Rk.	Player, Pos., Years	TD
1.	Johnny Rodgers, WB, 1970-72	25
2.	Nate Swift, WR, 2005-08	22
	Stanley Morgan Jr., WR, 2015-18	22
4.	Kenny Bell, WR, 2011-14	21
5.	Clarence Swanson, E, 1919-21	18
	Jordan Westerkamp, WR, 2013-16	18

7. Maurice Purify, WR, 2006-07	16
8. Jon Bostick, SE, 1989-91	15
Quincy Enunwa, WR, 2010-13	15
Stanley Morgan Jr., WR, 2015-18	15
JD Spielman, WR, 2017-19	15

Consecutive Games with a Reception

No.	Player, Pos., Years	Games
1.	Stanley Morgan Jr., WR, 2015-18	38
2.	Johnny Rodgers, WB, 1970-72	37*
3.	Jordan Westerkamp, WR, 2013-16	36
4.	JD Spielman, WR, 2017-2019	33*
5.	Terrence Nunn, WR, 2004-07	32
6.	Kenny Bell, WR, 2012-14	28
7.	Kenny Bell, WR, 2011-12	23
	Quincy Enunwa, WR, 2012-13	23
9.	Matt Davison, SE, 1998-99	20
	Junior Miller, TE, 1977-79	20

*Rodgers and Spielman caught a pass in every game of their careers

Scoring Game

Points: 36; Calvin Jones, IB, at Kansas, Nov. 9, 1991 (6 TD)

Touchdowns: 7; Harvey Rathbone, FB, vs. Haskell, Nov. 24, 1910 (Touchdowns were worth 5 points)

Points By Kicking: 22; Dale Klein, PK, at Missouri, Oct. 19, 1985 (7 FG, 1 PAT)

Conversions: 17; Owen Frank, B, vs. Haskell, Nov. 24, 1910

Field Goals: 7; Dale Klein, PK, at Missouri, Oct. 19, 1985 (7 att., NCAA record)

Field Goal Attempts: 7; Dale Klein, PK, at Missouri, Oct. 19, 1985 (7 made, NCAA record); Drew Brown, PK, vs. Southern Miss, Sept. 26, 2015

Field Goals Missed: 4; Byron Bennett, PK, at Arizona St., Sept. 28, 1991

Long Nebraska Field Goal Made: 57; Alex Henery, PK, vs. Colorado, Nov. 28, 2008

Top 10 Longest Rushing Touchdowns

Rk.	Player, Pos., Opponent, Date	Yards
1.	Eric Crouch, QB, at Missouri, Sept. 29, 2001	95
2.	Roger Craig, IB, vs. Florida St., Sept. 19, 1981	94
	Craig Johnson, IB, vs. Kansas, Oct. 13, 1979	94
4.	Mike Rozier, IB, at Kansas St., Oct. 17, 1981	93
5.	Taylor Martinez, QB, at UCLA, Sept. 8, 2012	92
	Tyreese Knox, IB, vs. Missouri, Oct. 18, 1986	92
7.	Calvin Jones, IB, vs. Oklahoma St., Oct. 10, 1992	90
8.	Jarvis Redwine, IB, vs. Oklahoma, Nov. 22, 1980	89
9.	Cory Ross, IB, vs. Missouri, Oct. 30, 2004	86
10.	Tom Rathman, FB, vs. Colorado, Oct. 26, 1985	84

Bowl Game Record

Tommie Frazier, QB, vs. Florida, Jan. 3, 1996, Fiesta Bowl 75

Top 10 Longest Receiving Touchdowns

Player, Pos., (Quarterback), Opponent, Date	Yards
1. Quincy Enunwa, WR, (Tommy Armstrong Jr.) vs. Georgia, Jan. 1, 2014	99
2. Freeman White, SE, (Fred Duda), vs. Colorado, Oct. 23, 1965	95
3. Freeman White, SE, (Bob Churchich), at Kansas, Nov. 7, 1964	92
4. Ross Pilkington, SE, (Jammal Lord), at Iowa St., Sept. 28, 2002	90
5. Trey Palmer, WR, (Casey Thompson), at Iowa, Nov. 25, 2022	87
6. Von Sheppard, WB, (Travis Turner), vs. Kansas, Nov. 16, 1985	82
Todd Millikan, TE, (Steve Taylor), vs. Missouri, Oct. 29, 1988	82
8. Guy Ingles, SE, (Van Brownson), at Kansas, Oct. 17, 1970	80
Jerry List, TE, (Jerry Tagge), at Hawaii, Dec. 4, 1971	80
Matt Herian, TE, (Jammal Lord), vs. Colorado, Nov. 29, 2002	80
Stanley Morgan Jr., WR (Tanner Lee) vs. Wisconsin Oct. 7, 2017	80

Bowl Game Record

Quincy Enunwa, WR, (Tommy Armstrong Jr.) vs. Georgia, Jan. 1, 2014 99

Most Field Goals Made in a Game

Player, Opponent, Date	FGM
1. Dale Klein, at Missouri, Oct. 19, 1985	7
2. Alex Henery, at Virginia Tech, Sept. 19, 2009	5
Drew Brown, vs. Southern Miss, Sept. 26, 2015	5
4. Paul Rogers, vs. Georgia, Dec. 20, 1969, Sun Bowl	4
Kris Brown, at Kansas St., Oct. 5, 1996	4
Kris Brown, vs. Texas A&M, Dec. 6, 1997	4
David Dyches, vs. Utah St., Sept. 6, 2003	4
David Dyches, vs. Penn St., Sept. 13, 2003	4
Jordan Congdon, vs. Maine, Sept. 3, 2005	4
Alex Henery, vs. W. Michigan, Aug. 30, 2008	4
Alex Henery, vs. Colorado, Nov. 28, 2008	4
Alex Henery, vs. Clemson, Jan. 1, 2009	4
Alex Henery, vs. Texas, Dec. 5, 2009	4
Alex Henery, vs. Arizona, Dec. 30, 2009	4
Brett Maher, vs. Chattanooga, Sept. 3, 2011	4
Drew Brown, at Purdue, Oct. 28, 2017	4
17. 39 times, most recently Timmy Bleeckrode, at Purdue, Oct. 15, 2022	3
First time, Vic Halligan, T/PK, vs. Iowa, Nov. 21, 1914;	
Six times by Kris Brown, PK, 1995-98	

Bowl Game Record

Alex Henery, vs. Arizona, Dec. 30, 2009, Holiday Bowl 4
 Alex Henery, vs. Clemson, Jan. 1, 2009, Gator Bowl 4
 Paul Rogers, vs. Georgia, Dec. 20, 1969, Sun Bowl 4

Top 10 Longest Field Goals

Rk.	Player, Opponent, Date	Yards
1.	Alex Henery, vs. Colorado, Nov. 28, 2008	57
2.	Paul Rogers, vs. Kansas, Oct. 18, 1969	55
	Billy Todd, vs. Kansas, Nov. 12, 1977	55
	Chris Drennan, vs. Northern Illinois, Sept. 9, 1989	55
	Tristan Alvano, vs. Purdue, Oct. 28, 2023	55
6.	Rich Sanger, vs. Texas A&M, Sept. 16, 1972	54
	Brett Maher, at UCLA, Sept. 8, 2012	54
8.	Alex Henery, vs. Oklahoma, Dec. 4, 2010	53
9.	Kevin Seibel, at Colorado, Oct. 25, 1980	52
	Alex Henery, vs. Texas, Dec. 5, 2009	52
	Alex Henery, at Oklahoma St., Oct. 23, 2010	52
	Brett Maher, at Iowa, Nov. 23, 2012	52
13.	Paul Rogers, vs. Wyoming, Sept. 14, 1968	51
	Kris Brown, vs. Texas, Dec. 7, 1996	51
	Brett Maher, at Michigan, Nov. 19, 2011	51
	Brett Maher, vs. Michigan, Oct. 27, 2012	51
	Drew Brown, vs. Purdue, Oct. 22, 2016	51
	Connor Culp, at Oklahoma, Sept. 18, 2021	51

Bowl Game Record

Alex Henery, vs. Arizona, Dec. 30, 2009, Holiday Bowl 50
 Josh Brown, vs. Northwestern, Dec. 30, 2000, Alamo Bowl 50
 Gregg Barrios, vs. Miami, Jan. 1, 1989, Orange Bowl 50
 Paul Rogers, vs. Georgia, Dec. 20, 1969, Sun Bowl 50

Consecutive Field Goals Made

Rk.	Player, Year	FGM
1.	Alex Henery, 2009-10	18
2.	Kris Brown, 1997-98	17
3.	Drew Brown, 2015-16	13
4.	Alex Henery, 2007-08	12
5.	Jordan Congdon, 2005	11
	Kris Brown, 1995-96	11

Most Field Goals Made in a Season

Rk.	Player, Year	FGM
1.	Alex Henery, 2009	24
2.	Drew Brown, 2015	21
3.	Brett Maher, 2012	20
4.	Brett Maher, 2011	19
	Jordan Congdon, 2005	19

Most Field Goals Made in a Career

Rk.	Player, Year	FGM
1.	Alex Henery, 2007-10	68
2.	Drew Brown, 2014-17	59
3.	Kris Brown, 1995-98	57
4.	Josh Brown, 1999-2002	43
5.	Brett Maher, 2009-12	39

Scoring Season

Points: 174; Mike Rozier, IB, 1983

Points Per Game: 17.4; Bobby Reynolds, HB, 1950 (9 games, 157 points)

Touchdowns: 29; Mike Rozier, IB, 1983

Points By Kicking: 119; Brett Maher, PK, 2012

Conversions: 62; Kris Brown, PK, 1997 (62 att.)

Conversion Attempts: 62; Kris Brown, PK, 1997 (62 made)

PAT Kicks, No Misses: 62; Kris Brown, PK, 1997 (62 att.)

Field Goals: 24; Alex Henery, PK, 2009 (28 att.)

Field Goal Attempts: 28; Alex Henery, PK, 2009 (24 made)

Field-Goal Percentage (min. 5 att.): 100.0; Alex Henery, 2007 (8-8)

Perfect PAT Seasons (min 20 attempts): 17 times

1985: Dale Klein (38-38); 1987: Chris Drennan (53-53);

1988: Gregg Barrios (24-24); 1989: Gregg Barrios (57-57);

1997: Kris Brown (62-62); 2000: Josh Brown (60-60);

2002: Josh Brown (46-46); 2003: David Dyches (32-32);

2007: Alex Henery (45-45); 2009: Alex Henery (38-38);

2010: Alex Henery (54-54); 2012: Brett Maher (59-59);

2014: Drew Brown (59-59); 2016: Drew Brown (38-38);

2017: Drew Brown (37-37); 2020: Connor Culp (20-20);

2023: Tristan Alvano (27-27)

Top 10 Points Scored in a Season

Rk.	Player, Pos., Year (TD, PAT, FG)	Points
1.	Mike Rozier, IB, 1983 (29 TD)	174
2.	Bobby Reynolds, HB, 1950 (22 TD, 25 PAT)	157
3.	Ahman Green, IB, 1997 (22 TD)	132
	Ameer Abdullah, IB, 2014 (22 TD)	132
5.	Eric Crouch, QB, 2000 (20 TD)	120
6.	Brett Maher, PK, 2012 (59 PAT, 20 FG)	119
7.	Eric Crouch, QB, 2001 (19 TD, 1 PAT)	116
	Kris Brown, PK, 1997 (62 PAT, 18 FG)	116
9.	Scott Frost, QB, 1997 (19 TD)	114
10.	Alex Henery, PK, 2009 (38 PAT, 24 FG)	110
	Alex Henery, PK, 2008 (56 PAT, 18 FG)	110

Most Points Scored in a Season by Class

Freshman: 101; Drew Brown, PK, 2014 (59 PAT, 14 FG)

Sophomore: 157; Bobby Reynolds, HB, 1950 (22 TD, 25 PAT)

Junior: 132; Ahman Green, IB, 1997 (22 TD)

Senior: 174; Mike Rozier, IB, 1983 (29 TD)

Top 10 Touchdowns Scored in a Season

Rk.	Player, Pos., Year	TD
1.	Mike Rozier, IB, 1983	29
2.	Ahman Green, IB, 1997	22
	Bobby Reynolds, HB, 1950	22
	Ameer Abdullah, IB, 2014	22
5.	Eric Crouch, QB, 2000	20
6.	Eric Crouch, QB, 2001	19
	Scott Frost, QB, 1997	19
8.	Rex Burkhead, IB, 2011	17
	Eric Crouch, QB, 1999	17
	Mike Rozier, IB, 1982	17
	Johnny Rodgers, WB, 1972	17
	Johnny Rodgers, WB, 1971	17

Scoring Career

Points: 397; Alex Henery, PK, 2007-10

Points Per Game: 9.2; Bobby Reynolds, HB, 1950-52 (23 games, 211 points)

Touchdowns: 61; Eric Crouch, QB, 1998-01

Points By Kicking: 397; Alex Henery, 2007-10 (193 PAT, 68 FG)

Conversions: 217; Kris Brown, 1995-98 (222 att.)

Conversion Attempts: 222; Kris Brown, PK, 1995-98 (217 made)

Conversion Percentage (min. 80 att.): 99.5;

Alex Henery, 2007-10 (193-194)

Consecutive Conversions Made: 116; Alex Henery

Nov. 1, 2008-Dec. 30, 2010

Field Goals: 68; Alex Henery, 2007-10 (76 att.)

Field Goal Attempts: 77; Kris Brown, 1995-98 (57 made)

Field Goal Percentage (min. 10 att.): 89.5; Alex Henery, 2007-10 (68-76) (NCAA Record-min. 55 FGM)

Consecutive Field Goals Made: 18; Alex Henery, Dec. 5, 2009-Dec. 4, 2010

Consecutive Field Goals Made to Start Career: 12; Alex Henery, PK, 2007-08

All-Purpose Yards Game

Attempts: 41; Brandon Jackson, IB, vs. Colorado, Nov. 24, 2006 (190 yards)

Yards: 341; Ameer Abdullah IB, vs. Rutgers, Oct. 25, 2014 (23 att.)

Yards Per Attempt (min. 15 att.): 18.19; JD Spielman, WR, at Minnesota, Nov. 11, 2017 (16 att., 291 yards)

Top 10 Games, All-Purpose Yards

Player, Pos., Opponent, Date (Attempts)	Yards
1. Ameer Abdullah, IB, vs. Rutgers, Oct. 24, 2014 (23)	341
2. Roy Helu Jr., IB, vs. Missouri, Oct. 30, 2010 (29)	321
3. Ameer Abdullah, IB, vs. Miami, Sept. 20, 2014 (40)	313
4. Calvin Jones, IB, at Kansas, Nov. 9, 1991 (28)	298
5. Trey Palmer, WR, at Purdue, Oct. 15, 2022 (8)	297
6. JD Spielman, WR, at Minnesota, Nov. 11, 2017 (16)	291
7. Rick Berns, IB, vs. Missouri, Nov. 18, 1978 (39)	289
8. Mike Rozier, IB, vs. Kansas, Nov. 12, 1983 (32)	285
9. I.M. Hipp, IB, vs. Indiana, Oct. 1, 1977 (29)	284
10. Jeff Smith, IB, vs. Minnesota, Sept. 15, 1984 (30)	273

Best All-Purpose Yard Games by Class

Freshman: 298; Calvin Jones, IB, at Kansas, Nov. 9, 1991 (28 att.)

Sophomore: 284; I.M. Hipp, IB, vs. Indiana, Oct. 1, 1977 (29 att.)

Junior: 297; Trey Palmer, WR, at Purdue, Oct. 15, 2022 (8 att.)

Senior: 341; Ameer Abdullah, IB, vs. Rutgers, Oct. 25, 2014 (23 att.)

All-Purpose Yards Season

Attempts: 311; Ameer Abdullah, IB, 2013 (1,999 yards)

Yards: 2,486; Mike Rozier, IB, 1983 (296 att.)

Yards Per Attempt (min. 100 att.): 15.02; Johnny Rodgers, WB, 1971 (132 att., 1,983 yards)

Note: Niles Paul - 17.49 on 97 attempts (1,697 yards) in 2009;

JD Spielman - 17.09 on 92 attempts (1,572 yards) in 2017

Top 10 Seasons, All-Purpose Yards

Rk.	Player, Pos., Year (Attempts)	Yards
1.	Mike Rozier, IB, 1983 (296 att.)	2,486
2.	Ameer Abdullah, IB, 2014 (300 att.)	2,272
3.	Johnny Rodgers, WB, 1972 (160 att.)	2,011
4.	Ameer Abdullah, IB, 2013 (311 att.)	1,999
5.	Johnny Rodgers, WB, 1971 (132 att.)	1,983
6.	Ahman Green, IB, 1997 (278 att.)	1,982
7.	Lawrence Phillips, IB, 1994 (308 att.)	1,894
8.	Ameer Abdullah, IB, 2012 (283 att.)	1,884
9.	Mike Rozier, IB, 1982 (252 att.)	1,790
10.	Marlon Lucky, IB, 2007 (282 att.)	1,743

Best All-Purpose Yard Seasons by Class

Freshman: 1,572; JD Spielman, WR, 2017 (92 att.)

Sophomore: 1,894; Lawrence Phillips, IB, 1994 (308 att.)

Junior: 1,999; Ameer Abdullah, IB, 2013 (311 att.)

Senior: 2,486; Mike Rozier, IB, 1983 (296 att.)

All-Purpose Yards Career

Attempts: 978; Ameer Abdullah, IB, 2011-14 (7,186 yards)

Yards: 7,186; Ameer Abdullah, IB, 2011-14 (978 att.)

Yards Per Attempt (min. 200 att.): 17.05; Kenny Bell, WR, 2011-14 (239 att., 4,075 yards)

Top 10 Careers, All-Purpose Yards

Player, Pos., Years (Attempts)	Yards
1. Ameer Abdullah, IB, 2011-14 (978 att.)	7,186
2. Johnny Rodgers, WB, 1970-72 (406 att.)	5,586
3. Mike Rozier, IB, 1981-83 (708 att.)	5,445
4. Ahman Green, IB, 1995-97 (614 att.)	4,280
5. Marlon Lucky, IB, 2005-08 (521 att.)	4,214
6. Niles Paul, WR, 2007-10 (249 att.)	4,122
7. Kenny Bell, WR, 2011-14 (239 att.)	4,075
8. Rex Burkhead, IB, 2009-10-11-12 (706 att.)	3,953
9. Roy Helu Jr., IB, 2007-10 (632 att.)	3,905
10. JD Spielman, WR, 2017-2019 (247 att.)	3,725

1,000 Yard Career Rushers

(Totals do not include bowl games from 1946 to 2001. The NCAA began including bowl games in statistics in 2002. 100G indicates career 100-yard rushing games including bowl performances.)

Player, Position, Years	Att.	Gain	Loss	Net	Avg.	TD	100G
1. Mike Rozier, IB, 1981-82-83	668	4,837	57	4,780	7.16	49	26
2. Ameer Abdullah, IB, 2011-12-13-14	813	4,744	156	4,588	5.64	39	24
3. Ahman Green, IB, 1995-96-97	574	3,989	109	3,880	6.76	42	20
4. Eric Crouch, QB, 1998-99-00-01	648	3,950	516	3,434	5.30	59	17
5. Roy Helu Jr., IB, 2007-08-09-10	578	3,536	132	3,404	5.89	28	10
6. Rex Burkhead, IB, 2009-10-11-12	635	3,441	112	3,329	5.24	30	13
7. Calvin Jones, IB, 1991-92-93	461	3,215	62	3,153	6.84	40	16
8. Ken Clark, IB, 1987-88-89	494	3,112	75	3,037	6.15	29	12
9. Taylor Martinez, QB, 2010-11-12-13	585	3,747	767	2,975	5.09	31	13
10. I.M. Hipp, IB, 1977-78-79	495	2,913	99	2,814	5.68	21	10
11. Lawrence Phillips, IB, 1993-94-95	449	2,886	109	2,777	6.18	30	15
12. Dahrnan Diedrick, IB, 1999-00-01-02	502	2,837	92	2,745	5.47	26	8
13. Cory Ross, IB, 2002-03-04-05	597	2,877	134	2,743	4.59	17	12
14. Derek Brown, IB, 1990-91-92	458	2,784	85	2,699	5.89	23	12
15. Jammal Lord, QB, 2000-01-02-03	516	3,118	545	2,573	4.99	24	8
16. Correll Buckhalter, IB, 1997-98-99-00	413	2,587	65	2,522	6.11	27	11
17. Keith Jones, IB, 1984-85-86-87	398	2,577	89	2,488	6.25	32	10
18. Dan Alexander, IB, 1997-98-99-00	402	2,532	76	2,456	6.11	20	14
19. Rick Berns, IB, 1976-77-78	440	2,478	29	2,449	5.57	28	9
20. Roger Craig, IB, 1979-80-81-82	407	2,493	47	2,446	6.01	26	7
21. Marlon Lucky, IB, 2005-06-07-08	515	2,508	115	2,393	4.65	22	8
22. Adrian Martinez, QB, 2018-19-20-21	508	2,964	663	2,301	4.53	35	7
23. Jeff Kinney, HB, 1969-70-71	545	2,295	51	2,244	4.12	29	6
24. Terrell Newby, IB, 2013-14-15-16	458	2,300	61	2,239	4.89	20	5
25. Doug DuBose, IB, 1982-84-85	362	2,250	45	2,205	6.09	16	14
26. Devine Ozigbo, IB, 2015-16-17-18	420	2,264	61	2,203	5.25	21	9
27. Bobby Reynolds, HB, 1950-51-52	378	2,386	190	2,196	5.81	24	9
28. Jarvis Redwine, IB, 1979-80	304	2,213	52	2,161	7.11	17	10
29. Tony Davis, IB/FB, 1973-74-75	501	2,195	42	2,153	4.30	17	7
30. Steve Taylor, QB, 1985-86-87-88	431	2,560	435	2,125	4.93	32	6
31. Monte Anthony, IB, 1974-75-76-77	463	2,126	49	2,077	4.49	18	5
32. Jeff Smith, IB, 1980-82-83-84	315	2,014	22	1,992	6.32	19	5
33. Joe Orduna, HB, 1967-68-70	489	2,070	102	1,968	4.02	26	4
34. Tommie Frazier, QB, 1992-93-94-95	367	2,231	276	1,955	5.33	36	3
35. Tommy Armstrong Jr., QB 2013-14-15-16	423	2,286	467	1,819	4.30	23	2
36. Andra Franklin, FB, 1977-78-79-80	324	1,753	15	1,738	5.36	10	3
37. Leodis Flowers, IB, 1988-89-90	247	1,668	33	1,635	6.62	18	7
38. Harry Wilson, HB, 1964-65-66	318	1,683	73	1,610	5.06	10	3
39. Imani Cross, IB, 2012-13-14-15	327	1,654	55	1,599	4.89	28	3
40. Damon Benning, IB, 1993-94-95-96	270	1,623	61	1,562	5.79	20	3
41. Scott Frost, QB, 1996-97	302	1,778	245	1,533	5.08	28	3
42. Bob Smith, HB, 1952-53-54	316	1,595	70	1,525	4.83	9	4
43. Dick Davis, FB, 1966-67-68	349	1,564	87	1,477	4.23	4	3
44. Joel Makovicka, FB, 1995-96-97-98	247	1,458	11	1,447	5.86	13	2
45. Brandon Jackson, IB, 2004-05-06	291	1,475	44	1,431	4.92	14	4
46. Tom Rathman, FB, 1981-83-84-85	220	1,429	4	1,425	6.48	12	4
47. John O'Leary, IB, 1973-74-75	293	1,461	37	1,424	4.86	14	2
48. Tyreese Knox, IB, 1985-86-87-88	209	1,391	33	1,358	6.50	12	6
49. Bill Thornton, FB/HB, 1960-61-62	295	1,388	60	1,328	4.50	12	3
Anthony Grant, RB, 2022-23	322	1,394	66	1,328	4.12	9	6
51. Turner Gill, QB, 1980-81-82-83	290	1,593	276	1,317	4.54	18	1
52. Craig Johnson, IB, 1978-79-80	203	1,293	20	1,273	6.27	18	6
53. Bill Mueller, HB, 1947-48-49-50	321	1,406	190	1,216	3.79	5	2
54. Gerry Gdowski, QB, 1987-88-89	152	1,281	70	1,211	7.97	17	3
55. Willie Greenlaw, HB, 1954-55-56	212	1,251	89	1,162	5.48	10	2
56. Imani Cross, IB, 2012-13-14-15	215	1,184	29	1,155	5.37	22	3
57. DeAngelo Evans, IB, 1996-98-99	224	1,182	40	1,142	5.10	18	5
58. Dedrick Mills, RB, 2019-20	227	1,187	46	1,141	5.03	13	3
59. Willie Ross, HB, 1961-62-63	226	1,188	63	1,125	4.98	8	2
60. David Horne, IB, 2002-03-04	246	1,188	64	1,124	4.57	11	4
61. Mickey Joseph, QB, 1988-89-90-91	180	1,198	107	1,091	6.06	16	1
62. Jerry Brown, FB, 1955-56-57	226	1,094	6	1,088	4.81	6	2
63. Paul Miles, IB, 1983-84-85	156	1,097	23	1,074	6.88	9	2
64. Bryan Carpenter, FB, 1987-88-89	170	1,069	5	1,064	6.26	7	1
65. Ben Gregory, HB, 1965-66-67	260	1,069	45	1,024	3.94	9	2
66. Frank Solich, FB, 1963-64-65	196	1,054	44	1,010	5.15	6	1
67. Lance Lewis, FB, 1988-90-91-92	163	1,012	4	1,008	6.18	6	0
68. Gary Dixon, HB, 1971-72	269	1,042	35	1,007	3.74	14	1

1,000 Career Passing Yards

(Based on total passing yardage. Totals do not include bowl games from 1946 to 2001. The NCAA began including bowl games in statistics in 2002.)

Player, Years	Att.	Comp.	Pct.	INT	TD	Rating	Yards
1. Tommy Armstrong Jr., QB, 2013-14-15-16	1,172	625	53.3	44	67	128.3	8,871
2. Adrian Martinez, QB, 2018-19-20-21	1,055	670	63.5	30	45	139.5	8,491
3. Taylor Martinez, QB, 2010-11-12-13	962	575	59.8	29	56	136.3	7,258
4. Zac Taylor, QB, 2005-06	821	470	57.2	20	45	130.3	5,850
5. Joe Ganz, QB, 2006-07-08	585	381	65.1	18	44	157.4	5,125
6. Dave Humm, QB, 1972-73-74	637	353	55.4	36	41	131.7	5,035
7. Jerry Tagge, QB, 1969-70-71	581	348	59.9	19	32	139.5	4,704
8. Eric Crouch, QB, 1998-99-00-01	606	312	51.5	25	29	121.1	4,481
9. Tommie Frazier, QB, 1992-93-94-95	469	232	49.5	11	43	138.1	3,521
10. Turner Gill, QB, 1980-81-82-83	428	231	54.0	11	34	140.1	3,317
11. Vince Ferragamo, QB, 1975-76	389	224	57.6	13	32	147.7	3,224
12. Tanner Lee, QB, 2017	428	246	57.5	16	23	129.2	3,143
13. Jammal Lord, QB, 2000-01-02-03	404	193	47.8	22	18	110.8	2,848
14. Steve Taylor, QB, 1985-86-87-88	404	184	45.5	24	30	116.7	2,815
15. Scott Frost, QB, 1996-97	359	192	53.5	7	18	128.8	2,677
16. Bob Churchich, QB, 1964-65-66	342	179	52.3	18	15	116.1	2,434
17. Sam Keller, QB, 2007	325	205	63.1	10	14	133.7	2,422
18. Casey Thompson, QB, 2022	274	173	63.1	10	17	150.1	2,407
19. Tom Sorley, QB, 1976-77-78	256	148	57.8	13	15	140.2	2,230
20. Zac Lee, QB, 2008-09	304	178	58.6	10	14	126.5	2,148
21. Joe Dailey, QB, 2003-04	324	162	50.0	21	19	111.9	2,142
22. Jeff Quinn, QB, 1978-79-80	254	147	57.9	11	18	138.9	2,005
23. Brook Berringer, QB, 1992-93-94-95	231	137	59.3	6	12	135.6	1,769
24. Frank Patrick, QB, 1967-68-69	300	143	47.7	18	8	93.7	1,760
25. Dennis Claridge, QB, 1961-62-63	298	125	41.9	14	8	90.3	1,733
26. John Bordogna, QB, 1951-52-53	271	113	41.7	20	6	84.4	1,618
27. Keithen McCant, QB, 1989-90-91	172	99	57.6	9	13	146.3	1,486
28. Van Brownson, QB, 1969-70-71	237	128	54.0	9	12	114.7	1,455
29. Gerry Gdowski, QB, 1987-88-89	146	77	52.7	2	19	173.4	1,398
30. Fran Nagle, QB, 1949-50	190	79	41.6	14	13	106.4	1,289
31. Fred Duda, QB, 1963-64-65	202	84	41.6	16	8	87.1	1,161
32. Mike Grant, QB, 1989-90-92	178	86	48.3	9	11	109.8	1,086
33. Ryker Fyfe, QB, 2013-14-15-16	165	87	52.7	6	10	118.6	1,043

1,000 Career Receiving Yards

(Based on total yards. Totals do not include bowl games from 1946 to 2001. The NCAA began including bowl games in statistics in 2002.)

Player, Years	No.	Yards	Avg.	TD
1. Stanley Morgan Jr., WR, 2015-16-17-18	189	2,747	14.5	22
2. Kenny Bell, WR, 2011-12-13-14	181	2,689	14.9	21
3. JD Spielman, WR, 2017-18-19	170	2,546	15.0	15
4. Johnny Rodgers, WB, 1970-71-72	143	2,479	17.3	25
5. Nate Swift, WR, 2005-06-07-08	166	2,476	14.9	22
6. Jordan Westerkamp, WR, 2013-14-15-16	167	2,474	14.8	18
7. Terrence Nunn, WR, 2004-05-06-07	136	1,762	12.9	11
8. Todd Peterson, WR, 2005-06-07-08	108	1,602	14.8	13
9. Niles Paul, WR, 2007-08-09-10	103	1,532	14.9	5
10. Quincy Enunwa, WR, 2010-11-12-13	115	1,526	13.3	15
11. Matt Davison, SE, 1997-98-99-00	93	1,456	15.7	6
12. Maurice Purify, WR, 2006-07	91	1,444	15.9	16
13. Marlon Lucky, IB, 2005-06-07-08	135	1,379	10.2	4
14. De'Mornay Pierson-El, WR, 2014-15-16-17	100	1,309	13.1	11
15. Brandon Reilly, WR, 2013-14-15-16	70	1,275	18.2	6
16. Matt Herian, TE, 2002-03-04-06	65	1,243	19.1	12
17. Irving Fryar, WB, 1981-82-83	67	1,196	17.9	11
18. Guy Ingles, SE, 1968-69-70	74	1,157	15.6	11
19. Tracey Wistrom, TE, 1998-99-00-01	58	1,150	19.8	10
20. Todd Brown, SE, 1980-81-82	65	1,092	16.8	12
21. Tim Smith, SE, 1977-78-79	72	1,089	15.1	3
22. Bobby Thomas, SE, 1974-75-76	56	1,083	19.3	14
23. Jon Bostick, SE, 1989-90-91	55	1,083	19.7	15
24. Mike McNeill, TE, 2007-08-09-10	82	1,072	13.1	11
25. Kyler Reed, TE, 2009-10-11-12	67	1,063	15.9	11
26. Chuck Malito, SE, 1974-75-76	56	1,057	18.9	8
27. Junior Miller, TE, 1977-78-79	55	1,045	19.0	12
28. Trey Palmer, WR, 2022	71	1,043	14.7	9

50 Career Receptions

(Based on total receptions. Totals do not include bowl games from 1946 to 2001. The NCAA began including bowl games in statistics in 2002.)

Player, Years	No.	Yards	Avg.	TD
1. Stanley Morgan Jr., WR, 2015-16-17-18	189	2,747	14.5	22
2. Kenny Bell, WR, 2011-12-13-14	181	2,689	14.9	21
3. JD Spielman, WR, 2017-18-19	170	2,546	15.0	15
4. Jordan Westerkamp, WR, 2013-14-15-16	167	2,474	14.8	18
5. Nate Swift, WR, 2005-06-07-08	166	2,476	14.9	22
6. Johnny Rodgers, WB, 1970-71-72	143	2,479	17.3	25
7. Terrence Nunn, WR, 2004-05-06-07	136	1,762	12.9	11
8. Marlon Lucky, IB, 2005-06-07-08	135	1,379	10.2	4
9. Quincy Enunwa, WR, 2010-11-12-13	115	1,526	13.3	15
10. Todd Peterson, WR, 2005-06-07-08	108	1,602	14.8	13
11. Niles Paul, WR, 2007-08-09-10	103	1,532	14.9	5
12. De'Mornay Pierson-El, WR, 2014-15-16-17	100	1,309	13.1	11
13. Matt Davison, SE, 1997-98-99-00	93	1,456	15.7	6
14. Maurice Purify, WR, 2006-07	91	1,444	15.9	16
Wan'Dale Robinson, WR, 2019-20	91	914	10.0	3
16. Jeff Kinney, HB, 1969-70-71	82	864	10.5	3
Mike McNeill, TE, 2007-08-09-10	82	1,072	13.1	11
18. Brandon Kinnie, WR, 2009-10-11	81	892	11.0	6
19. Guy Ingles, SE, 1968-69-70	74	1,157	15.6	11
20. Jamal Turner, WR, 2011-12-13-15	73	892	12.2	4
Ameer Abdullah, IB, 2011-12-13-14	73	690	9.5	7
22. Tim Smith, SE, 1977-78-79	72	1,089	15.1	3
23. Cory Ross, IB, 2002-03-04-05	71	729	10.3	5
24. Trey Palmer, WR, 2022	71	1,043	14.7	9
25. Brandon Reilly, WR, 2013-14-15-16	70	1,275	18.2	6
26. Wilson Thomas, SE, 1999-00-01-02	68	969	14.3	6
27. Kyler Reed, TE, 2009-10-11-12	67	1,063	15.9	11
28. Irving Fryar, WB, 1981-82-83	67	1,196	17.9	11
29. Tom Penney, SE, 1966-67-68	66	926	14.0	2
30. Todd Brown, SE, 1980-81-82	65	1,092	16.8	12
Matt Herian, TE, 2002-03-04-06	65	1,243	19.1	12
Austin Allen, TE, 2018-19-20-21	65	975	15.0	3
33. Ross Pilkington, WR, 2002-03-04	63	976	15.5	4
34. Abdul Muhammad, WB, 1991-92-93-94	61	938	15.4	6
Jerry List, TE, 1970-71-72	61	901	14.8	5
Dennis Richnafsky, SE, 1965-66-67	61	676	11.1	5
Jack Stoll, TE, 2017-18-19-20	61	657	10.8	6
38. Alonzo Moore, WR, 2013-14-15-16	60	981	16.4	8
Rex Burkhead, IB, 2009-10-11-12	60	507	8.5	5
40. Cethan Carter, TE, 2013-14-15-16	59	744	13.9	4
Tracey Wistrom, TE, 1998-99-00-01	58	1,150	19.8	10
42. Bobby Thomas, SE, 1974-75-76	56	1,083	19.3	14
Chuck Malito, SE, 1974-75-76	56	1,057	18.9	8
44. Jon Bostick, SE, 1989-90-91	55	1,083	19.7	15
Junior Miller, TE, 1977-78-79	55	1,045	19.0	12
46. Frantz Hardy, WR, 2005-06-07	54	971	17.9	7
Roy Helu Jr., IB, 2007-08-09-10	54	501	9.3	0
48. Terrell Newby, IB, 2013-14-15-16	53	354	6.7	2
Tony Davis, IB/FB, 1973-74-75	53	499	9.4	4
Jim McFarland, TE, 1968-69	53	625	11.8	4
51. Ritch Bahe, WB, 1972-73-74	52	707	13.6	4
52. Dave Shamblin, SE, 1973-74-75	50	871	17.4	4

Top 50 Career Scorers

(Totals do not include bowl games from 1946 to 2001. The NCAA began including bowl games in statistics in 2002.)

Rk.	Player, Years	TD	PAT	2PAT	FG	TP
1.	Alex Henery, PK, 2007-08-09-10	0	193-194	0	68-76	397
2.	Kris Brown, PK, 1995-96-97-98	0	217-222	0	57-77	388
3.	Eric Crouch, QB, 1998-99-00-01	61	0	1	0	368
4.	Drew Brown, PK, 2014-15-16-17	0	178-180	0	59-76	355
5.	Josh Brown, PK, 1999-00-01-02	0	186-190	0	43-62	315
6.	Mike Rozier, IB, 1981-82-83	52	0	0	0	312
7.	Ameer Abdullah, IB, 2011-12-13-14	48	0	0	0	288
8.	Ahman Green, IB, 1995-96-97	45	0	0	0	270
9.	Johnny Rodgers, WB, 1970-71-72	44	0	0	0	264
10.	Calvin Jones, IB, 1991-92-93	42	0	0	0	252
11.	Tommie Frazier, QB, 1992-93-94-95	36	0	3	0	222
	Byron Bennett, PK, 1990-91-92-93	0	150-156	0	24-39	222
13.	Brett Maher, PK/P, 2009-10-11-12	0	102-103	0	39-50	219
14.	Adrian Martinez, QB, 2018-19-20-21	35	0	3	0	216
15.	Bobby Reynolds, HB/PK, 1950-51-52	28	40-49	0	1-2	211
16.	Rex Burkhead, IB, 2009-10-11-12	35	0-0	0	0-0	210
17.	Gregg Barrios, PK, 1986-88-89-90	0	127-129	0	26-35	205
18.	Rich Sanger, PK, 1971-72-73	0	149-161	0	18-35	203
19.	Keith Jones, IB, 1984-85-86-87	33	0	1	0	200
20.	Kevin Seibel, PK, 1980-81-82	0	151-156	0	16-30	199
21.	Dale Klein, PK, 1984-85-86	0	115-118	0	27-41	196
22.	Steve Taylor, QB, 1985-86-87-88	32	0	1	0	194
	Jeff Kinney, HB, 1969-70-71	32	0	1	0	194
24.	Taylor Martinez, QB, 2010-11-12-13	31	0	1	0	188
25.	Lawrence Phillips, IB, 1993-94-95	30	0	0	0	180
	Rick Berns, IB/FB, 1976-77-78	30	0	0	0	180
27.	Ken Clark, IB, 1987-88-89	29	0	1	0	176
28.	Imani Cross, IB, 2012-13-14-15	28	0	0	0	168
	Scott Frost, QB, 1996-97	28	0	0	0	168
	Roy Helu Jr., RB, 2007-08-09-10	28	0	0	0	168
31.	Joe Orduna, HB, 1967-68-69	27	0	1	0	164
32.	Correll Buckhalter, IB, 1997-98-99-00	27	0	0	0	162
33.	Marlon Lucky, IB, 2005-06-07-08	26	0	1	0	158
	Jordan Congdon, PK, 2005-06	0	86-88	0	24-30	158
35.	Dahrnan Diedrick, IB, 1999-00-01-02	26	0	0	0	156
	Roger Craig, IB, 1980-81-82	26	0	0	0	156
37.	Paul Rogers, PK, 1968-69-70	0	89-96	0	20-47	149
38.	Tommy Armstrong Jr., QB, 2013-14-15-16	24	0	3	0	144
	Nate Swift, WR, 2005-06-07-08	23	0	3	0	144
	Jammal Lord, QB, 2000-01-02-03	24	0	0	0	144
	Derek Brown, IB, 1990-91-92	24	0	0	0	144
42.	Jeff Smith, IB, 1982-83-84	23	0	1	0	140
	Kenny Bell, WR, 2011-12-13-14	23	0	1	0	140
44.	Billy Todd, PK, 1977-78	0	70-71	0	22-34	136
45.	Stanley Morgan Jr., WR, 2015-18	22	0	1	0	134
46.	Terrell Newby, IB, 2013-14-15-16	22	0	0	0	132
	Cory Ross, IB, 2002-03-04-05	22	0	0	0	132
48.	Chris Drennan, PK, 1985-87-88-89	0	88-90	0	14-20	130
49.	I.M. Hipp, IB, 1977-78-79	21	0	1	0	128
	Tony Davis, IB/FB, 1973-74-75	21	0	1	0	128
	Devine Ozigbo, IB, 2015-18	21	0	0	0	126

Career Tackle Leaders

(170 or more career tackles. Totals do not include bowl games from 1965 to 2001. The NCAA began including bowl games in statistics in 2002.)

Player, Years	UT	AT	TT	For Loss	Sacks
1. Barrett Ruud, MLB, 2001-02-03-04	218	214	432	50/120	8/48
2. Jerry Murtaugh, SLB, 1968-69-70	148	194	342	12/44	NA*
3. Luke Reimer, LB, 2019-20-21-22-23	157	136	293	23/85	9/49
4. Mike Brown, ROV, 1996-97-98-99	137	150	287	17/57	2/20
5. Lavonte David, LB, 2010-11	149	136	285	28/124	11.5/96
6. Dedrick Young, LB, 2015-16-17-18	134	150	284	16/25	2/8
7. Lee Kunz, SLB, 1976-77-78	119	157	276	10/19	NA*
8. Nathan Gerry, S, 2013-14-15-16	163	110	273	19/31	2/12
Clete Pillen, LB, 1974-75-76	124	149	273	2/6	NA*
10. Steve Damkroger, SLB, 1979-80-81-82	157	112	269	20/93	2/15*
11. Ed Stewart, LB, 1991-92-93-94	111	146	257	18/77	9/56
12. Marc Munford, WLB, 1983-84-85-86	153	103	256	15/68	5/38
13. Jim Wightman, WLB, 1975-76-77	98	156	254	2/7	NA*
14. Trev Alberts, OLB, 1990-91-92-93	105	143	248	45/242	29.5/196
15. Will Compton, LB, 2009-10-11-12	101	146	247	15/50	5/38
16. Mike Knox, SLB, 1981-82-83-85	124	121	245	12/36	2/18
Mohamed Barry, LB, 2016-17-18-19	111	134	245	16/53	3.0/22
18. Broderick Thomas, OLB, 1985-86-87-88	143	99	242	39/216	22.5/149
19. Corey McKeon, LB, 2004-05-06-07	127	113	240	36/136	9/74
20. Wayne Meylan, MG, 1965-66-67	118	120	238	NA*	NA*
21. Jay Foreman, MLB, 1995-96-97-98	69	164	233	15/44	5/30
22. Josh Banderas, LB, 2013-14-15-16	105	127	232	20/39	2.5/13
23. Carlos Polk, MLB, 1997-98-99-00	93	134	227	32/134	10/88
24. Daniel Bullocks, SS, 2002-03-04-05	133	93	226	12/32	1/12
25. Larry Asante, SS, 2007-08-09	127	97	224	3/6	1/4
26. Travis Hill, OLB, 1989-90-91-92	100	121	221	37.5/186.5	16.5/123.5
27. Ken Geddes, MG, 1967-68-69	89	131	220	10/48	NA*
Mike Anderson, ILB, 1990-91-92-93	75	145	220	14/48	3/27
Demorris Williams, WLB, 2002-03	121	99	220	27/116	12/92
30. Bo Ruud, LB, 2004-05-06-07	117	99	216	25/84	4.5/43
31. Ndamukong Suh, DT, 2006-07-08-09	125	90	215	57/252	24/187
Joshua Kalu, DB, 2014-15-16-17	152	63	215	9/36	2/14
33. Ron Pruitt, LT, 1973-74-76	91	123	214	21/100	NA*
34. Rich Glover, MG, 1970-71-72	103	108	211	25/127	NA*
35. Tyrone Byrd, FS, 1989-90-91-92	96	113	209	6/28	1/1
JoJo Domann, S/LB, 2016-18-19-20-21	133	76	209	25.5/105	5.5/47
37. Pat Tyrance, WLB, 1988-89-90	97	111	208	13/44	4/17
38. Grant Wistrom, RE, 1994-95-96-97	93	113	206	58.5/260	26.5/178
39. Nick Henrich, LB, 2019-20-21-22-23	82	123	205	11.5/44	2.5/18
40. Aaron Williams, DB, 2015-16-17-18	125	79	204	11/41	2/18
Marquel Dismuke, S, 2017-18-19-20-21	121	83	204	5.5/12	0/0
42. Tom Ruud, SLB, 1972-73-74	82	120	202	2/3	NA*
43. Cameron Meredith, DE, 2009-10-11-12	96	100	196	26/88	13/71
44. Reggie Cooper, SS, 1987-88-89-90	117	78	195	16/49	0/0
LeRoy Etienne, ILB, 1985-86-87-88	115	80	195	13/49	4/21
46. Keyuo Craver, LCB, 1998-99-00-01	113	79	192	10/26	2.5/16
47. Corey Cooper, S, 2011-12-13-14	114	76	190	9/32	2.5/17
48. Bob Nelson, WLB, 1972-73-74	73	116	189	6/17	NA*
49. George Andrews, DE, 1976-77-78	93	91	184	24/121	NA*
Pierre Allen, DE, 2007-08-09-10	72	112	184	36/124	13.5/91
51. Scott Shanle, SLB, 1999-00-01-02	87	96	183	17/62	6/44
52. Steve Carner, FS, 1988-90-91-92	81	101	182	7/58	2/31
53. John Lee, MG, 1973-74-75	84	96	180	15/79	NA*
54. Daimion Stafford, S, 2011-12	97	79	176	7/30	1.5/23
55. Stewart Bradley, LB, 2003-04-05-06	94	81	175	25/75	4/31
56. Phillip Dillard, LB, 2005-06-07-08-09	90	83	173	15/57	3.5/33
T.J. Hollowell, BLB, 2000-01-02-03	76	97	173	12/57	3.5/30
58. Le Kevin Smith, DT, 2002-03-04-05	77	95	172	36/112	9.5/55
59. Mark Daurm, SLB, 1982-83-84	86	85	171	13/50	6/41
60. Bob Martin, DE, 1973-74-75	82	88	170	10/55	NA*

*Tackles for loss not available before 1968, sacks not available before 1982

Nebraska Individual Defensive Records

Defensive Game Records

Total Tackles: 30; Cleite Pillen, SLB, vs. Okla. St., Nov. 6, 1976
Unassisted Tackles: 16; Barrett Ruud, MLB, vs. Kansas St., Oct. 23, 2004

Assisted Tackles: 19; Rich Glover, MG, at Oklahoma, Nov. 25, 1971

Tackles for Loss: 7; Jim Skow, RT, vs. Missouri, Oct. 19, 1985 (40 yards); Jared Crick, DT, at Baylor, Oct. 31, 2009, (28 yards); Ndamukong Suh, DT, vs. Texas, Dec. 5, 2009 (22 yards)

Yards: 46; Sherwin Jarmon, DE, vs. Iowa St., Nov. 8, 1969

Sacks: 5; Jared Crick, DT, at Baylor, Oct. 31, 2009 (24 yards)
Yards: 37; Jim Skow, RT, vs. Kansas St., Nov. 2, 1985 (3 sacks)

Fumble Recoveries: 3; Broderick Thomas, OLB, at Colorado, Oct. 25, 1986

Fumble Returns for TD: 1; many times, most recent

Deontai Williams, S, vs. Penn St., Nov. 14, 2020 (26 yards)

Long Fumble Return: 74 yards; Ralph Brown, RCB, at Kansas St., Nov. 14, 1998

Passes Broken Up: 7; Ralph Brown, RCB, vs. Colorado, Nov. 29, 1996

Pass Interceptions: 3; Dana Stephenson, RCB, vs. Colorado, Nov. 1, 1969; Joe Blahak, LCB, vs. Kansas St., Nov. 14, 1970; Ric Lindquist, LCB, at Kansas St., Nov. 10, 1979; Matt O'Hanlon, FS, vs. Oklahoma, Nov. 7, 2009

INT Returns for TD: 1; many times, most recent
 Cam Taylor-Britt, vs. Iowa, Nov. 29, 2019 (38 yards)

Long Nebraska INT Return, TD: 95; Willie Greenlaw, DB, vs. Colorado, Nov. 12, 1955; Bill Kosch, S, vs. Texas A&M, Sept. 25, 1971

Long Nebraska INT Return, No TD: 68; Bret Clark, S, vs. Minnesota, Sept. 15, 1984

Total INT Return Yards: 116; Joe Blahak, LCB, vs. Kansas St., Nov. 14, 1970 (3 INT); Bill Kosch, S, vs. Texas A&M, Sept. 25, 1971 (2 INT)

Blocked Kicks: 2; Kyle Vanden Bosch, RE, vs. Texas A&M, Nov. 6, 1999 (2 FG); Barron Miles, CB, vs. Pacific, 1994 (2 punts); Lannie Hopkins, ROV, vs. Kansas, 2002 (2 punts); Kieron Williams, S, vs. USC, Dec. 27, 2014 (2 punts)

Defensive Season Records

Total Tackles: 152; Lavonte David, LB, 2010

Unassisted Tackles: 86; Barrett Ruud, MLB, 2004

Assisted Tackles: 95; Lee Kunz, SLB, 1977

Tackles for Loss: 25; Jim Skow, RT, 1985 (163 yards)
Yards: 163; Jim Skow, RT, 1985 (25 tackles)

Sacks: 15; Jim Skow, RT, 1985 (139 yards);
 Trev Alberts, OLB, 1993 (88 yards)

Yards: 139; Jim Skow, RT, 1985 (15 sacks)

Fumble Recoveries: 6; Broderick Thomas, OLB, 1986
Returns for Touchdown: 1; many times, most recent
 Deontai Williams, S, 2020

Passes Broken Up: 17; DeJuan Groce, RCB, 2000

Pass Interceptions: 10; Josh Bullocks, FS, 2003

Returns for Touchdown: 3; Dave Mason, M, 1971

Total INT Return Yards: 187; Daniel Bullocks, SS, 2004 (5 INT)

Blocked Kicks: 4; Barron Miles, CB, 1994 (4 punts)

Defensive Career Records

Total Tackles: 432; Barrett Ruud, MLB, 2001-04

Unassisted Tackles: 218; Barrett Ruud, MLB, 2001-04

Assisted Tackles: 214; Barrett Ruud, MLB, 2001-04

Tackles for Loss: 58.5; Grant Wistrom, RE, 1994-97 (260 yards)
Yards: 288; Jim Skow, RT, 1983-85 (44 tackles)

Sacks: 29.5; Trev Alberts, OLB, 1990-93 (196 yards)

Yards: 223; Jim Skow, RT, 1983-84-85 (26 sacks)

Fumble Recoveries: 9; Ron Pruitt, LT, 1973-76

Passes Broken Up: 50; Ralph Brown, RCB, 1996-99

Pass Interceptions: 14; Dana Stephenson, RCB, 1967-69

Returns for Touchdown: 3; Dave Mason, M, 1969-71;
 Joe Walker, ROV, 1997-00

Total INT Return Yards: 253; Ralph Brown, RCB,

1996-99 (11 INT)

Blocked Kicks: 7; Barron Miles, CB, 1992-94 (7 punts)

Game Records by Position

Nose/Defensive Tackles

Total Tackles: 22; Rich Glover, MG, at Oklahoma, Nov. 25, 1971

Unassisted Tackles: 13; Ken Geddes, MG, vs. Missouri, Oct. 19, 1968

Assisted Tackles: 19; Rich Glover, MG, at Oklahoma, Nov. 25, 1971

Tackles for Loss: 7; Jim Skow, RT, vs. Missouri, Oct. 19, 1985 (40 yards); Jared Crick, DT, at Baylor, Oct. 31, 2009 (28 yards); Ndamukong Suh, DT, vs. Texas, Dec. 5, 2009 (22 yards)

Yards: 40; Jim Skow, RT, vs. Missouri, Oct. 19, 1985 (7 TFL)

Sacks: 5; Jared Crick, DT, at Baylor, Oct. 31, 2009 (24 yards)
Yards: 37; Jim Skow, RT, vs. Kansas St., Nov. 2, 1985 (3 sacks)

Fumble Recoveries: 2; Ron Pruitt, LT, and Mike Fultz, RT, vs. Kansas St., Oct. 16, 1976

Returns for Touchdown: 1; Jon Clanton, DT/NT vs.

Troy St., Sept. 1, 2001 (20 yards); Jason Peter, DT, Dec. 31, 1996 (31 yards) (Orange Bowl)

Passes Broken Up: 4; Ndamukong Suh, DT, at Virginia Tech, Sept. 19, 2009

Pass Interceptions: 1; several times, most recent,
 Darriin Daniels, NG, at Purdue, Nov. 2, 2019 (18 yards)

Returns for Touchdown: 1; several times, most recent
 Ndamukong Suh, DT, vs. Colorado, Nov. 28, 2008 (30 yards)

Blocked Kicks: 1; several times, most recent Ty Robinson, DT, (FG) and Nash Hutmacher, DT, (FG) vs. Iowa, Nov. 24, 2023

Defensive Ends

(includes Defensive Ends, 1965-88/2003-16; Outside Linebackers, 1988-95; 2017-19; Rush Ends, 1996-2002)

Total Tackles: 15; Grant Wistrom, RE, vs. Colorado, Nov. 29, 1996

Unassisted Tackles: 10; Trev Alberts, OLB, vs. UCLA, Sept. 18, 1993

Assisted Tackles: 11; Grant Wistrom, RE, vs. Colorado, Nov. 29, 1996

Tackles for Loss: 6; Sherwin Jarmon, DE, vs. Iowa St., Nov. 8, 1969

Yards: 46; Sherwin Jarmon, DE, vs. Iowa St., Nov. 8, 1969

Sacks: 4; Mike Rucker, RE, vs. Texas Tech, Oct. 19, 1996 (24 yards); 4; Trev Alberts, OLB, vs. Texas Tech, Sept. 11, 1993 (21 yards)

Yards: 28; Randy Gregory, DE, at Purdue,

Oct. 12, 2013 (2 sacks)

Fumble Recoveries: 3; Broderick Thomas, OLB, at Colorado, Oct. 25, 1986

Returns for Touchdown: 1; Dwayne Adams, RE, vs. Iowa St., Oct. 9, 1999 (37 yards)

Passes Broken Up: 3; Kyle Vanden Bosch, RE,

Dec. 30, 2000, Alamo Bowl; Bill Weber, DE,

vs. Missouri, Oct. 23, 1982

Pass Interceptions: 1; several times, most recent,
 Alex Davis, OLB, vs. Indiana, Oct. 26, 2019 (5 yards)

Returns for Touchdown: 1; several times, most recent Avery Moss, DE, vs. Northwestern, Nov. 2, 2013 (25 yards)

Blocked Kicks: 2; Kyle Vanden Bosch, RE, vs. Texas A&M, Nov. 6, 1999 (2 FG)

Linebackers

Total Tackles: 30; Clete Pillen, SLB, vs. Oklahoma St., Nov. 6, 1976

Unassisted Tackles: 16; Barrett Ruud, MLB, vs. Kansas St., Oct. 23, 2004

Assisted Tackles: 18; Clete Pillen, WLB, vs. Oklahoma, Nov. 22, 1975

Tackles for Loss: 5; Corey McKeon, MLB, vs. Iowa St., Oct. 1, 2005 (23 yards)

Yards: 27; Demorrio Williams, WLB, vs. Utah St., Sept. 6, 2003 (3 TFL)

Sacks: 3; several times, most recent Demorrio Williams, WLB, vs. Utah St., Sept. 6, 2003 (27 yards)

Yards: 27; Demorrio Williams, WLB, vs. Utah St., Sept. 6, 2003 (3 sacks)

Fumble Recoveries: 2; Troy Branch, WLB, vs. Colorado, Oct. 31, 1992; Stewart Bradley, LB, vs. Nicholls St., Sept. 9, 2006; Zaire Anderson, LB at Wisconsin, Nov. 15, 2014

Returns for Touchdown: 1; several times, most recent Barrett Ruud, MLB, vs. Oklahoma St., Aug. 30, 2003 (15 yards)

Passes Broken Up: 4; Scott Shanle, SLB, vs. Missouri, Sept. 29, 2001; Marcus Newby, LB, vs. Wisconsin, Oct. 10, 2015

Pass Interceptions: 2; twice, Marc Munford, WLB, vs. Missouri, Oct. 13, 1984; Steve Damkroger, Colorado, Oct. 9, 1982

Returns for Touchdown: 1; several times, most recent Marcus Newby, vs. Northwestern, Nov. 4, 2017 (49 yards)

Blocked Kicks: 1; several times, most recent Eric Martin, LB, vs. Texas, Dec. 5, 2009 (punt)

Defensive Backs

Total Tackles: 19; Mike Brown, ROV, vs. Texas, Oct. 31, 1998

Unassisted Tackles: 12; DeJuan Groce, RCB, vs. Texas, Nov. 2, 2002

Assisted Tackles: 11; Mike Brown, ROV, vs. Texas, Oct. 31, 1998; Steve Carner, SS, vs. Oklahoma, Nov. 29, 1991

Tackles for Loss: 5; Ciente Evans, CB, vs. Northwestern, Nov. 2, 2013 (23 yards)

Yards: 29; Bruce Pickens, LCB, at Oklahoma St., Oct. 21, 1989 (2 TFL)

Sacks: 2; several times, most recent Josh Mitchell, CB, vs. Purdue, Nov. 1, 2014 (14 yards)

Yards: 29; Bruce Pickens, LCB, at Oklahoma St., Oct. 21, 1989 (2 sacks)

Fumble Recoveries: 2; several times; most recent Jim Pillen, M, and Jeff Hansen, S, vs. Oklahoma, Nov. 11, 1978

Returns for Touchdown: 1; several times, most recent Deontai Williams, S, vs. Penn St., Nov. 14, 2020 (26 yards)

Long Return: 74 yards (TD); Ralph Brown, RCB, at Kansas St., Nov. 14, 1998

Passes Broken Up: 7; Ralph Brown, RCB, vs. Colorado, Nov. 29, 1996

Pass Interceptions: 3; Dana Stephenson, RCB, vs. Colorado, Nov. 1, 1969; Joe Blahak, LCB, vs. Kansas St., Nov. 14, 1970; Ric Lindquist, LCB, at Kansas St., Nov. 10, 1979; Matt O'Hanlon, FS, vs. Oklahoma, Nov. 7, 2009

Returns for Touchdown: 1; several times, most recent Cam Taylor-Britt, vs. Iowa, Nov. 29, 2019 (38 yards)

Longest Nebraska Interception Return: 95 yards (TD); Willie Greenlaw, DB, vs. Colorado, Nov. 12, 1955; Bill Kosch, S, vs. Texas A&M, Sept. 25, 1971

Longest Nebraska Interception Return, No TD: 68 yards; Bret Clark, S, vs. Minnesota, Sept. 15, 1984

Blocked Kicks: 2; Barron Miles, CB, vs. Pacific, 1994; (2 punts); Lannie Hopkins, ROV, vs. Kansas, 2002 (2 punts); Kieron Williams, S, vs. USC, Dec. 27, 2014 (2 punts)

Top 10 Games, Total Tackles

Rk.	Player, Opponent, Date	Tackles
1.	Clete Pillen, LB, vs. Oklahoma St., Nov. 6, 1976 (14 UT, 16 AT)	30
2.	Clete Pillen, LB, at Oklahoma, Nov. 22, 1975 (9 UT, 18 AT)	27
3.	Jerry Murtaugh, SLB, at USC, Sept. 19, 1970 (14 UT, 11 AT)	25
4.	Lee Kunz, SLB, at Oklahoma, Nov. 25, 1977 (13 UT, 10 AT)	23
5.	Rich Glover, MG, at Oklahoma, Nov. 25, 1971 (3 UT, 19 AT)	22
6.	Ken Geddes, MG, vs. Missouri, Oct. 19, 1968 (13 UT, 7 AT)	20
7.	Luke Reimer, LB, vs. Purdue, Oct. 30, 2021 (12 UT, 7 AT)	19
	LaVonte David, LB, vs. South Dakota St., Sept. 25, 2010 (6 UT, 13 AT)	19
	Barrett Ruud, MLB, vs. Kansas St., Oct. 23, 2004 (16 UT, 3 AT)	19
	Mike Brown, ROV, vs. Texas, Oct. 31, 1998 (8 UT, 11 AT)	19
	Brent Evans, LB, vs. Kansas, Oct. 31, 1981 (8 UT, 11 AT)	19
	Kim Baker, LB, vs. New Mexico St., Oct. 6, 1979 (14 UT, 5 AT)	19
	Bruce Dunning, LB, vs. Oklahoma, Nov. 11, 1978 (5 UT, 14 AT)	19
	Clete Pillen, LB, at Iowa St., Nov. 13, 1976 (15 UT, 4 AT)	19

Season by Position**Nose/Defensive Tackles**

Total Tackles: 119; Wayne Meylan, MG, 1967

Unassisted Tackles: 59; Wayne Meylan, MG, 1967

Assisted Tackles: 61; Jim McCord, RT, 1967

Tackles for Loss: 25; Jim Skow, RT, 1985 (163 yards)

Yards: 163; Jim Skow, RT, 1985 (25 tackles)

Sacks: 15; Jim Skow, RT, 1985 (139 yards)

Yards: 139; Jim Skow, RT, 1985 (15 sacks)

Fumble Recoveries: 4; Larry Jacobson, DT, 1970; Ron Pruitt, LT, 1973

Returns for Touchdown: 1; Jon Clanton, DT/NT, 2001; Jason Peter, DT, 1996

Passes Broken Up: 10; Ndamukong Suh, DT, 2009

Pass Interceptions: 2; Jason Wiltz, DT, 1998; Chris Spachman, LT, 1985; Ndamukong Suh, DT, 2008

Returns for Touchdown: 2; Chris Spachman, LT, 1985; Ndamukong Suh, DT, 2008

Blocked Kicks: 3; Ndamukong Suh, DT, 2009 (1 PAT, 2 FG)

Defensive Ends

(includes Defensive Ends, 1965-88/2003-16; Outside Linebackers, 1988-95; 2017-19; Rush Ends, 1996-2002)

Total Tackles: 98; Broderick Thomas, OLB, 1988

Unassisted Tackles: 53; Broderick Thomas, OLB, 1988

Assisted Tackles: 49; Trev Alberts, OLB, 1993

Tackles for Loss: 21; Trev Alberts, OLB, 1993 (99 yards)

Yards: 111; Broderick Thomas, OLB, 1988 (17 tackles)

Sacks: 15; Trev Alberts, OLB, 1993 (88 yards)

Yards: 88; Trev Alberts, OLB, 1993 (15 sacks)

Fumble Recoveries: 6; Broderick Thomas, OLB, 1986

Returns for Touchdown: 1; Demeoine Adams, RE, 1999

Passes Broken Up: 7; Scott Strasburger, DE, 1984; Zach Potter, DE, 2008

Pass Interceptions: 3; Willie Harper, DE, 1971

Returns for Touchdown: 1; several times, most recent Avery Moss, DE, 2013; Randy Gregory, DE, 2013

Blocked Kicks: 3; Kyle Vanden Bosch, RE, 1999 (3 FGs); Zach Potter, DE, 2008 (2 PAT, 1 FG)

Linebackers

Total Tackles: 152; Lavonte David, LB, 2010
Unassisted Tackles: 86; Barrett Ruud, MLB, 2004
Assisted Tackles: 95; Lee Kunz, SLB, 1977
Tackles for Loss: 22; Corey McKeon, MLB, 2005
Yards: 92; Demorrio Williams, WLB, 2003
Sacks: 11; Demorrio Williams, WLB, 2003
Yards: 77; Demorrio Williams, WLB, 2003
Fumble Recoveries: 4; Demorrio Williams, WLB, 2003;
 Stewart Bradley, LB, 2006
Returns for TD: 1; Terrell Farley, WLB, 1996;
 Julius Jackson, WLB, 1999; Jamie Burrow, MLB, 2000;
 Eric Johnson, WLB, 1999; Barrett Ruud, MLB, 2003
Passes Broken Up: 10; Lavonte David, LB, 2010
Pass Interceptions: 5; Bob Terrio, WLB, 1971
Returns for Touchdown: 2; Terrell Farley, WLB, 1995;
 Bo Ruud, SLB, 2007
Blocked Kicks: 2; Terrell Farley, WLB, 1995 (2 punts);
 Jon Hesse, MLB, 1996 (1 punt, 1 PAT); Adam Ickes,
 LB, 2005 (2 FG); Eric Martin, LB, 2009 (2 punts)

Defensive Backs

Total Tackles: 102; Mike Brown, ROV, 1998
Unassisted Tackles: 56; Mike Brown, ROV, 1999
Assisted Tackles: 65; Mike Brown, ROV, 1998
Tackles for Loss: 11; Ciente Evans, CB, 2013
Yards: 49; Jim Pillen, M, 1978; Ciente Evans, CB, 2013
Sacks: 3; Joe Walker, ROV, 1999 (26 yards);
 3; Toby Wright, SS, 1992 (14 yards);
 3; Ciente Evans, CB, 2013 (28 yards)
Yards: 33; Tim Holbrook, M, 1981 (2 sacks)
Fumble Recoveries: 5; Dave Butterfield, LCB, 1975
Returns for Touchdown: 1; Tony Veland, FS, 1995;
 Ralph Brown, RCB, 1998; Daniel Bullocks, SS, 2004;
 Daniel Bullocks, SS, 2005; Austin Cassidy, S, 2011;
 Josh Mitchell, CB, 2014; Deontai Williams, S, 2020
*Note: Jon Vedral, a wingback and a special teams
 standout in 1995, recovered two fumbles on punts in
 the opponent's end zone, to set the school record.*
Passes Broken Up: 17; DeJuan Groce, RCB, 2000
Pass Interceptions: 10; Josh Bullocks, FS, 2003
Returns for Touchdown: 3; Dave Mason, M, 1971
Blocked Kicks: 4; Barron Miles, CB, 1994 (3 punts, 1 FG)

Top 10 Seasons, Total Tackles

Rk.	Player, Pos., Year	Tackles
1.	Lavonte David, LB, 2010	152
2.	Barrett Ruud, MLB, 2003	149
3.	Barrett Ruud, MLB, 2004	143
4.	Lee Kunz, WLB, 1977	141
5.	Lavonte David, LB, 2011	133
6.	Jerry Murtaugh, SLB, 1970	132
7.	Clete Pillen, SLB, 1976	129
8.	Demorrio Williams, WLB, 2003	128
9.	Clete Pillen, WLB, 1975	125
	Mike Knox, WLB, 1983	125

Top 10 Seasons, Unassisted Tackles

Rk.	Player, Pos., Year	Tackles
1.	Barrett Ruud, MLB, 2004	86
2.	Lavonte David, LB, 2010	84
3.	Demorrio Williams, WLB, 2003	83
4.	Barrett Ruud, MLB, 2003	78
5.	Jerry Murtaugh, SLB, 1970	71
6.	Clete Pillen, SLB, 1976	65
	Lavonte David, LB, 2011	65
8.	Mike Knox, WLB, 1983	64
9.	Lee Kunz, WLB, 1978	63
10.	Corey McKeon, MLB, 2005	61
	Luke Reimer, ILB, 2021	61

Top 10 Seasons, Sacks

Rk.	Player, Pos., Year	Sacks
1.	Jim Skow, RT, 1985	15
	Trev Alberts, OLB, 1993	15
3.	Danny Noonan, DT, 1986	12
	Ndamukong Suh, DT, 2009	12
5.	Danny Noonan, DT, 1985	11
	Broderick Thomas, OLB, 1986	11
	Kenny Walker, DT, 1990	11
	Demorrio Williams, WLB, 2003	11
9.	Randy Gregory, DE, 2013	10.5
10.	Jimmy Williams, DE, 1981	10
	Neil Smith, MG, 1986	10
	Tim Rother, DT, 1987	10
	Broderick Thomas, OLB, 1988	10
	Jared Tomich, OLB, 1995	10

Top 10 Seasons, Tackles for Loss

Rk.	Player, Pos., Year	TFL
1.	Jim Skow, RT, 1985	25
2.	Ndamukong Suh, DT, 2009	24
3.	Corey McKeon, MLB, 2005	22
4.	Derrie Nelson, DE, 1980	21
	Kenny Walker, DT, 1990	21
	Trev Alberts, OLB, 1993	21
	Demorrio Williams, WLB, 2003	21
8.	Grant Wistrom, RE, 1996	20
9.	Ndamukong Suh, DT, 2008	19
	Randy Gregory, DE, 2013	19

Career by Position**Nose/Defensive Tackles**

Total Tackles: 238; Wayne Meylan, MG, 1965-67
Unassisted Tackles: 125; Ndamukong Suh, DT 2005-09
Assisted Tackles: 123; Ron Pruitt, LT, 1973-76
Tackles for Loss: 57; Ndamukong Suh, DT, 2005-09 (252 yards)
Yards: 288; Jim Skow, RT, 1983-85 (44 TFL)
Sacks: 26; Jim Skow, RT, 1983-85 (223 yards);
 Danny Noonan, MG, 1984-86 (156 yards)
Yards: 223; Jim Skow, RT, 1983-85 (26 sacks)
Fumble Recoveries: 9; Ron Pruitt, LT, 1973-76
Returns for Touchdown: 1; Jon Clanton, DT/NT, 1999-2002;
 Jason Peter, DT, 1994-97
Passes Broken Up: 15; Ndamukong Suh, DT, 2005-09
Pass Interceptions: 4; Ndamukong Suh, DT, 2005-09
Returns for Touchdown: 2; Chris Spachman, LT, 1983-85;
 Ndamukong Suh, DT, 2005-09
Blocked Kicks: 6; Ndamukong Suh, DT, 2005-09

Defensive Ends

*(includes Defensive Ends, 1965-88/2003-16; Outside
 Linebackers, 1988-95; 2017-19; Rush Ends, 1996-2002)*
Total Tackles: 248; Trev Alberts, OLB, 1990-93
Unassisted Tackles: 143; Broderick Thomas, OLB, 1985-88
Assisted Tackles: 143; Trev Alberts, OLB, 1990-93
Tackles for Loss: 58.5; Grant Wistrom, RE, 1994-97 (260 yards)
Yards: 260; Grant Wistrom, RE, 1994-97 (58.5 TFL)
Sacks: 29.5; Trev Alberts, OLB, 1990-93 (196 yards)
Yards: 196; Trev Alberts, OLB, 1990-93 (29.5 sacks)
Fumble Recoveries: 7; Broderick Thomas, OLB, 1985-88;
 Derrie Nelson, DE, 1978-80
Returns for Touchdown: 1; Demoine Adams, RE, 1999-2002
Passes Broken Up: 13; Mike Croel, OLB, 1987-90
Pass Interceptions: 3; Bill Weber, DE, 1981-84;
 Willie Harper, DE, 1970-72; Zach Potter, DE, 2005-08
Returns for Touchdown: 1; several times, most recent
 Randy Gregory, DE, 2013-14
Blocked Kicks: 5; Zach Potter, DE, 2005-08

Linebackers

Total Tackles: 432; Barrett Ruud, MLB, 2001-04
Unassisted Tackles: 218; Barrett Ruud, MLB, 2001-04
Assisted Tackles: 214; Barrett Ruud, MLB, 2001-04
Tackles for Loss: 50; Barrett Ruud, MLB, 2001-04 (120 yards)
Yards: 134; Carlos Polk, MLB, 1997-00 (32 TFL)

Sacks: 12; Demorrio Williams, WLB, 2002-03 (92 yards)
Yards: 92; Demorrio Williams, WLB, 2002-03 (12 sacks)
Fumble Recoveries: 5; Tom Ruud, SLB, 1972-74;
 Demorrio Williams, WLB, 2002-03
Returns for TD: 1; Terrell Farley, WLB, 1995-96;
 Julius Jackson, WLB, 1996-99; Eric Johnson, WLB, 1996-99
 Jamie Burrow, WLB, 1998-2001; Barrett Ruud, MLB, 2001-04
Passes Broken Up: 13; Mike Knox, WLB, 1981-85
Pass Interceptions: 11; Tom Novak, LB, 1946-49
Returns for Touchdown: 3; Bo Ruud, WLB, 2004-07
Blocked Kicks: 3; Terrell Farley, WLB, 1995-96

Defensive Backs

Total Tackles: 287; Mike Brown, ROV, 1996-99
Unassisted Tackles: 163; Nathan Gerry, S, 2013-16
Assisted Tackles: 150; Mike Brown, ROV, 1996-99
Tackles for Loss: 19; Nathan Gerry, S, 2013-16 (31 yards)
Yards: 80; Jim Pillen, M, 1976-78 (13 TFL)
Sacks: 5; Ciantie Evans, CB, 2010-13 (46 yards)
Yards: 49; Tim Holbrook, M, 1981-82 (3 sacks)
Fumble Recoveries: 5; Joe Blahak, LCB, 1969-71;
 Dave Butterfield, LCB, 1974-76; Bret Clark, S, 1982-84;
 Ralph Brown, RCB, 1996-99
Returns for Touchdown: 2; Daniel Bullocks, SS, 2002-05
Passes Broken Up: 50; Ralph Brown, RCB, 1996-99
Pass Interceptions: 14; Dana Stephenson, RCB, 1967-69
Returns for Touchdown: 3; Dave Mason, M, 1969-71;
 Joe Walker, ROV, 1997-00
Blocked Kicks: 7; Barron Miles, CB, 1992-94 (7 punts)

Top 10 Career Bests (all positions)

Unassisted Tackles

Rk.	Player, Pos., Years	Tackles
1.	Barrett Ruud, MLB, 2001-04	218
2.	Nathan Gerry, S, 2013-16	163
3.	Steve Damkroger, SLB, 1979-82	157
	Luke Reimer, ILB, 2019-23	157
5.	Marc Munford, WLB, 1983-86	153
6.	Joshua Kalu, DB, 2014-17	152
7.	Lavonte David, LB, 2010-11	149
8.	Jerry Murtaugh, SLB, 1968-70	148
9.	Broderick Thomas, OLB, 1985-88	143
10.	Mike Brown, ROV, 1996-99	137

Sacks

Rk.	Player, Pos., Years	Sacks
1.	Trev Alberts, OLB, 1990-93	29.5
2.	Grant Wistrom, RE, 1994-97	26.5
3.	Jim Skow, RT, 1983-85	26
4.	Ndamukong Suh, DT, 2005-09	24
	Danny Noonan, MG, 1984-86	24
6.	Broderick Thomas, OLB, 1985-88	22.5
7.	Adam Carriker, DE, 2003-06	20.5
8.	Jared Crick, DT, 2008-11	20
9.	Randy Gregory, DE, 2013-14	17.5
10.	Barry Turner, DE, 2005-09	17

Tackles for Loss

Rk.	Player, Pos., Years	TFL
1.	Grant Wistrom, OLB, 1994-97	58.5
	Ndamukong Suh, DT, 2005-09	57
3.	Barrett Ruud, MLB, 2001-04	50
4.	Trev Alberts, OLB, 1990-93	45
5.	Jim Skow, RT, 1982-85	44
6.	Willie Harper, DE, 1970-72	41
	Adam Carriker, DE, 2003-06	41
8.	Kerry Weinmaster, MG, 1976-79	39
	Broderick Thomas, OLB, 1985-88	39
10.	Mike Rucker, RE, 1995-98	38
	Jay Moore, DE, 2003-06	38

Interceptions Game

Interceptions: 3; Dana Stephenson, RCB, vs. Colorado, Nov. 1, 1969; Joe Blahak, LCB, vs. Kansas St., Nov. 14, 1970; Ric Lindquist, LCB, at Kansas St., Nov. 10, 1979; Matt O'Hanlon, FS, vs. Oklahoma, Nov. 7, 2009

Return Yards: 116; Joe Blahak, LCB, vs. Kansas St., Nov. 14, 1970 (3 INT); Bill Kosch, S, vs. Texas A&M, Sept. 25, 1971 (2 INT)

Touchdowns: 1; many times, most recent

Cam Taylor-Britt, CB, vs. Iowa, Nov. 29, 2019 (38 yards)

Long Nebraska Interception Return: 95; Willie Greenlaw, DB, vs. Colorado, Nov. 12, 1955 (TD); Bill Kosch, S, vs. Texas A&M, Sept. 25, 1971 (TD)

Long Nebraska Interception Return, No TD: 68; Bret Clark, S, vs. Minnesota, Sept. 15, 1984

Top 10 Interception Returns

Player, Pos., Opponent, Date	Yards
1. Willie Greenlaw, DB, vs. Colorado, Nov. 12, 1955 (TD)	95
Bill Kosch, S, vs. Texas A&M, Sept. 25, 1971 (TD)	95
3. Bo Ruud, SLB, vs. Iowa State, Sept. 29, 2007 (TD)	93
4. John Bordogna, DB, vs. Colorado, Nov. 14, 1953 (TD)	89
5. Noel Martin, LB, vs. Missouri, Nov. 3, 1962 (TD)	88
6. John Edwards, LB, at Ohio St., Sept. 24, 1955 (TD)	87
7. Charles Fryar, CB, vs. Oklahoma St., Oct. 15, 1988 (TD)	86
Mike Fullman, RCB, at Kansas, Nov. 11, 1995 (TD)	86
9. Mike Minter, ROV, vs. Michigan St., Sept. 7, 1996 (TD)	84
10. Ralph Brown, RCB, at Oklahoma, Nov. 2, 1996 (TD)	83

Interceptions Season

Interceptions: 10; Josh Bullocks, FS, 2003 (154 yards)

Return Yards: 187; Daniel Bullocks, SS, 2004 (5 INT)

Touchdowns: 3; Dave Mason, M, 1971

Top 10 Interception Seasons

Player, Pos., Year	INT
1. Josh Bullocks, FS, 2003	10
2. Larry Wachholtz, S, 1966	7
Dana Stephenson, RCB, 1969	7
Bill Kosch, S, 1970	7
5. Dave Mason, M, 1971	6
Kenny Wilhite, CB, 1991	6
Matt O'Hanlon, FS, 2009	6
8. Tom Novak, LB, 1948	5
Bob Decker, DB, 1951	5
Marv Mueller, S, 1965	5
Dana Stephenson, RCB, 1968	5
Bret Clark, S, 1983	5
Bret Clark, S, 1984	5
Tyrone Byrd, FS, 1990	5
Barron Miles, CB, 1994	5
Mike Minter, ROV, 1996	5
Mike Brown, ROV, 1999	5
Troy Watchorn, FS, 2000	5
Daniel Bullocks, SS, 2004	5
Prince Amukamara, CB, 2009	5
Eric Hagg, DB, 2010	5
Nathan Gerry, S, 2014	5
Kieron Williams, S, 2016	5

Note: Fabian Washington set the NU freshman record with four interceptions in 2002.

Interceptions Career

Interceptions: 14; Dana Stephenson, RCB, 1967-69 (224 yards)

Return Yards: 253; Ralph Brown, RCB, 1996-99 (11 INT)

Touchdowns: 3; Dave Mason, M, 1969-71;

Joe Walker, ROV, 1997-00; Bo Ruud, LB, 2004-07

Top 10 Interception Careers

Player, Pos., Years	INT
1. Dana Stephenson, RCB, 1967-69	14
2. Josh Bullocks, FS, 2002-04	13
Nathan Gerry, S, 2013-16	13
4. Bret Clark, S, 1982-84	12
5. Tom Novak, LB, 1946-49	11
Larry Wachholtz, S, 1964-66	11
Tyrone Byrd, FS, 1989-92	11
Ralph Brown, RCB, 1996-99	11
Fabian Washington, CB, 2002-04	11
10. Bill Kosch, S, 1969-71	10
Joe Blahak, LCB, 1970-72	10

Pass Breakups

Passes Broken Up, Game: 7; Ralph Brown, RCB, vs. Colorado, Nov. 29, 1996

Passes Broken Up, Season: 17; DeJuan Groce, RCB, 2000

Passes Broken Up, Career: 50; Ralph Brown, RCB, 1996-99

Top 10 Pass Breakup Games

Rk.	Player, Pos., Opponent, Date	PBU
1.	Ralph Brown, RCB, vs. Colorado, Nov. 29, 1996	7
2.	Fabian Washington, CB, vs. Kansas, Oct. 2, 2004	6
3.	Joe Blahak, LCB, vs. Oklahoma State, Oct. 28, 1972	5
	DeJuan Groce, RCB, at Iowa State, Oct. 7, 2000	5
	DeJuan Groce, RCB, at Missouri, Sept. 29, 2001	5
	Erwin Swiney, LCB, at Baylor, Oct. 13, 2001	5
	Kellen Huston, CB, at Pittsburgh, Sept. 18, 2004	5
	Zackary Bowman, CB, vs. Michigan, Dec. 28, 2005	5
	Stanley Jean-Baptiste, CB, at Northwestern, Oct. 20, 2012	5
	Dicaprio Bootle, DB, at Michigan, Sept. 22, 2018	5

Bowl Game

Zackary Bowman, CB, vs. Michigan, Dec. 28, 2005	5
Alamo Bowl	

Top 10 Pass Breakup Seasons

Rk.	Player, Pos., Year	PBU
1.	DeJuan Groce, RCB, 2000	17
2.	Ralph Brown, RCB, 1999	15
	Fabian Washington, CB, 2004	15
	Dicaprio Bootle, DB, 2018	15
5.	Ralph Brown, RCB, 1998	14
	DeJuan Groce, RCB, 2001	14
	Zackary Bowman, CB, 2005	14
8.	Barron Miles, RCB, 1994	13
	Erwin Swiney, LCB, 1998	13
	Keyuo Craver, LCB, 2000	13
	Keyuo Craver, LCB, 2001	13
	Fabian Washington, LCB, 2002 (freshman record)	13
	Prince Amukamara, CB, 2010	13
	Josh Mitchell, CB, 2014	13

Top 10 Pass Breakup Career

Rk.	Player, Pos., Years	PBU
1.	Ralph Brown, RCB, 1996-99	50
2.	Keyuo Craver, LCB, 1998-01	41
	DeJuan Groce, RCB, 1999-02	41
4.	Erwin Swiney, LCB, 1997-01	38
	Fabian Washington, LCB, 2002-04	38
6.	Cortney Grixby, CB, 2004-07	32
7.	Prince Amukamara, CB, 2007-10	27
	Joshua Kalu, DB, 2014-17	27
	Dicaprio Bootle, CB, 2017-20	27
10.	Josh Mitchell, CB, 2011-14	25

Note: Before 2000, pass breakups did not include pass interceptions in the total number of breakups, per NCAA rules. In the 2000 season, interceptions were included in the total. (In addition to his 50 career breakups from 1996 to 1999, Ralph Brown had seven interceptions). In 2001, the rule changed back and pass breakups did not include interceptions, per NCAA rules.

Individual Special Teams Records**Punting Game**

Punts: 18; Paul Dobson, vs. Notre Dame, Nov. 28, 1918

Average (min. 3 punts): 57.6; Dan Hadenfeldt, vs. Colorado, Nov. 26, 1999 (7 punts, 403 yards)

Long Nebraska Punt: 87; Mike Stigge, vs. Oklahoma St., Oct. 10, 1992

Top 10 Longest Punts

Rk.	Punter, Opponent, Date	Yards
1.	Mike Stigge, vs. Oklahoma St., Oct. 10, 1992	87
2.	Sam Koch, vs. Pittsburgh, Sept. 17, 2005	84
	William Przystup, vs. Northwestern, Oct. 2, 2021	84
4.	Kyle Larson, at Texas, Nov. 1, 2003	80
5.	Sam Koch, vs. Wake Forest, Sept. 10, 2005	76
	Alex Henery, at Virginia Tech, Sept. 19, 2009	76

7.	Jesse Kosch, vs. Arizona St., Sept. 16, 1995	74
8.	Darin Erstad, at Oklahoma, Nov. 25, 1994	73
	Dan Hadenfeldt, vs. California, Nov. 26, 1999	73
	Isaac Armstrong, vs. Bethune-Cookman, Oct. 27, 2018	73

Bowl Game Record

Sam Foltz, vs. USC, Dec. 27, 2014	64
Holiday Bowl	

Punting Season

Punts: 77; Alex Henery, 2009 (41.39 avg.)

Average (min. 30 punts): 46.51; Sam Koch, 2005 (3,302 yards, 71 punts)

Top 10 Seasons, Punting Average

Rk.	Punter, Year (Yards, Punts)	Avg.
1.	Sam Koch, 2005 (3,302 yards, 71 punts)	46.51
2.	Kyle Larson, 2003 (2,978 yards, 66 punts)	45.12
3.	Dan Hadenfeldt, 1999 (2,924 yards, 65 punts)	44.98
4.	Bill Lafleur, 1998 (2,337 yards, 52 punts)	44.94
5.	Jesse Kosch, 1996 (1,967 yards, 44 punts)	44.70
6.	Brett Maher, 2011 (2,626, 59 punts)	44.51
7.	Sam Foltz, 2015 (2,477, 56 punts)	44.23
8.	Dan Hadenfeldt, 2000 (1,708 yards, 39 punts)	43.79
9.	Isaac Armstrong, 2018 (1,396 yards, 32 punts)	43.62
10.	William Przystup, 2021 (1,345 yards, 31 punts)	43.39

Punting Career

Punts: 195; Kyle Larson, 2001-02-03 (43.67 avg.)

Average (min. 100 punts): 44.54; Dan Hadenfeldt, 1997-2000 (4,632 yards, 104 punts)

Top 10 Careers, Punting Average

Rk.	Punter, Year (Yards, Punts)	Avg.
1.	Dan Hadenfeldt, 1997-2000 (4,632 yards, 104 punts)	44.54
2.	Sam Koch, 2002-05 (5,902 yards, 134 punts)	44.04
3.	Kyle Larson, 2001-03 (8,515 yards, 195 punts)	43.67
4.	Brett Maher, 2011-12 (5,178 yards, 120 punts)	43.15
5.	Sam Foltz, 2013-15 (8,090 yards, 190 punts)	42.58
6.	William Przystup, 2019-21 (2,336 yards, 55 punts)	42.47
7.	Alex Henery, 2007-10 (6,201 yards, 147 punts)	42.18
8.	Jesse Kosch, 1994-97 (4,234 yards, 101 punts)	41.92
9.	Isaac Armstrong, 2015-19 (3,807 yards, 91 punts)	41.84
10.	Mike Stigge, 1989-92 (6,973 yards, 167 punts)	41.75

Punt Return Game

Returns: 9; Dana Stephenson, CB/P, at TCU, Oct. 25, 1967 (68 yards)

Yards: 170; Johnny Rodgers, WB, at Oklahoma State, Oct. 23, 1971 (7 ret.)

Yards Per Return (min. 3 ret.): 44.67; De'Mornay Pierson-El, WR, at Iowa, Nov. 28, 2014 (3 returns, 134 yards)

Touchdowns: 2; DeJuan Groce, RCB, vs. Troy St., Aug. 31, 2002 (83 and 72 yards)

Long Nebraska Punt Return: 95 (TD); Eric Hagg, DB, vs. Texas, Oct. 16, 2010

Long Nebraska Punt Return, No TD: 68; Corey Dixon, SE, at Colorado, Oct. 30, 1993

Top 10 Longest Punt Returns

Player, Opponent, Date	Yards
1. Eric Hagg, DB, vs. Texas, Oct. 16, 2010 (TD)	95
2. Bobby Newcombe, WB, vs. Missouri, Sept. 30, 2000 (TD)	94
3. Johnny Rodgers, WB, at Oklahoma St., Oct. 23, 1971 (TD)	92
4. DeJuan Groce, CB, vs. Missouri, Oct. 12, 2002 (TD)	89
5. Nate Swift, WR, vs. Virginia Tech, Sept. 27, 2008 (TD)	88
6. Dave Butterfield, CB, vs. TCU, Sept. 25, 1976 (TD)	87
7. De'Mornay Pierson-El, WR, at Fresno St., Sept. 13, 2014 (TD)	86
8. Pat Fischer, HB, vs. Oklahoma St., Nov. 12, 1960 (TD)	84
9. DeJuan Groce, CB, vs. Troy St., Aug. 31, 2002 (TD)	83
10. Don Bloom, HB, vs. Kansas St., Nov. 6, 1948 (TD)	82
Ron Clark, HB, at Penn St., Oct. 15, 1949 (TD)	82
Irving Fryar, WB, at Hawaii, Dec. 4, 1982 (TD)	82

Bowl Game Record

Johnny Rodgers, WB, vs. Alabama, Jan. 1, 1972 (TD)	77
Orange Bowl	

Other Bowl Game Punt Return Touchdowns

DeJuan Groce, CB, vs. Miami, Jan. 3, 2002 (TD)	71
Rose Bowl	
DeJuan Groce, CB, vs. Mississippi, Dec. 27, 2002 (TD)	60
Independence Bowl	
Dana Brinson, WB, vs. Florida St., Jan. 1, 1988 (TD)	52
Fiesta Bowl	

Punt Return Season

Returns: 43; DeJuan Groce, CB, 2002 (732 yards)

Yards: 732; DeJuan Groce, CB, 2002 (43 ret.)

Yards Per Return (min. 10 ret.): 20.33; Bobby Newcombe, WB, 1997 (12 returns, 244 yards)

Touchdowns: 4; DeJuan Groce, CB, 2002

Top 10 Season Punt Return Yards

Rk.	Player, Opponent, Year	Yards
1.	DeJuan Groce, RCB, 2002 (43 ret.)	732
2.	Johnny Rodgers, WB, 1972 (39 ret.)	618
3.	De'Mornay Pierson-El, WR, 2014 (34 ret.)	596
4.	Johnny Rodgers, WB, 1971 (33 ret.)	548
5.	DeJuan Groce, RCB, 2001 (33 ret.)	469
6.	Larry Wachholtz, S, 1965 (31 ret.)	452
7.	Niles Paul, WR, 2009 (38 ret.)	407
8.	Johnny Rodgers, WB, 1970 (26 ret.)	349
9.	Cortney Grixby, CB, 2005 (32 ret.)	333
10.	Dana Brinson, WB, 1986 (27 ret.)	330

Note: Johnny Rodgers (1971) and Joe Walker (1998) are the only Huskers to return a punt and kickoff for a touchdown in the same season. In 1971, Rodgers had a 98-yard kickoff return against Texas A&M and three punt returns for touchdowns (92 at Oklahoma State, 62 vs. Iowa State, 72 vs. Oklahoma). In 1998, Walker tied an NCAA record by returning a punt, a kickoff and an interception for touchdowns in the same season. Walker opened the year with a 99-yard kickoff return touchdown against Louisiana Tech, before adding a 73-yard punt return for a touchdown against Oklahoma State and a 65-yard interception return for a touchdown at Iowa State.

Punt Return Career

Returns: 98; Johnny Rodgers, WB, 1970-72 (1,515 yards)

Yards: 1,515; Johnny Rodgers, WB, 1970-72 (98 ret.)

Yards Per Return: 18.33; Pat Fischer, HB, 1958-60 (30 ret., 550 yards)

Touchdowns: 7; Johnny Rodgers, WB, 1970-72

Top 10 Career Punt Return Yards

Rk.	Player, Opponent, Years	Yards
1.	Johnny Rodgers, WB, 1970-72 (98 ret.)	1,515
2.	DeJuan Groce, CB, 1999-02 (78 ret.)	1,218
3.	De'Mornay Pierson-El, WR, 2014-17 (74 ret.)	904
4.	Bobby Newcombe, WB, 1997-00 (48 ret.)	829
5.	Tyrone Hughes, WB, 1989-92 (65 ret.)	817
6.	Larry Wachholtz, S, 1964-66 (62 ret.)	788
7.	Dana Brinson, WB, 1985-88 (77 ret.)	767
8.	Irving Fryar, WB, 1981-83 (60 ret.)	708
9.	Jeff Smith, IB, 1981-84 (44 ret.)	665
10.	Joe Walker, ROV, 1997-00 (78 ret.)	653

Kick Return Game

Returns: 7; Joe Walker, ROV, at Missouri, Nov. 8, 1997 (185 yards);

Josh Davis, IB, at Kansas St., Nov. 16, 2002

(186 yards);

Cortney Grixby, CB, vs. Oklahoma St., Oct. 13, 2007

(161 yards);

Cortney Grixby, CB, at Colorado, Nov. 23, 2007

(107 yards);

Niles Paul, WR, at Oklahoma, Nov. 1, 2008 (145 yards)

Ameer Abdullah, IB, at Wisconsin, Oct. 1, 2011

(187 yards)

JD Spielman, WR, at Minnesota, Nov. 11, 2017

(150 yards)

Yards: 211; Ameer Abdullah, IB, vs. Fresno St., Sept. 10, 2011 (5 returns)

Yards Per Return (min. 3 ret.): 51.0; Tyrone Hughes, WB, at Kansas St., Oct. 6, 1990 (3 ret., 153 yards)

Touchdowns: 1; by several players, most recent JD Spielman, WR, vs. Arkansas State, Sept. 2, 2017 (99 yards)

Long Nebraska Kickoff Return: 105 (TD); Owen Frank, IB, vs. Kansas St., Oct. 14, 1911; Modern record: 100 (TD); Ameer Abdullah, IB, vs. Fresno St., Sept. 10, 2011; Niles Paul, WR, at Oklahoma State, Oct. 23, 2010; Ron Clark, HB, at Kansas State, Oct. 8, 1949

Top 10 Longest Kickoff Returns

Rk.	Player, Opponent, Date	Yards
1.	Owen Frank, B, vs. Kansas State, Oct. 14, 1911	105
2.	Ron Clark, HB, at Kansas State, Oct. 8, 1949	100
	Niles Paul, WR, at Oklahoma State, Oct. 23, 2010	100
	Ameer Abdullah, IB, vs. Fresno State, Sept. 10, 2011	100
5.	Tyrone Hughes, WB, at Kansas State, Oct. 6, 1990	99
	Joe Walker, ROV, vs. Louisiana Tech, Aug. 29, 1998	99
	Kenny Bell, WR, at Penn State, Nov. 23, 2013	99
	JD Spielman, WR, vs. Arkansas State, Sept. 2, 2017	99
9.	Johnny Rodgers, WB, vs. Texas A&M, Sept. 25, 1971	98
	Keith Jones, IB, vs. Kansas, Nov. 16, 1985	98

Bowl Game Record

Willie Ross, HB, vs. Miami, Dec. 15, 1962,	92
Gotham Bowl	

Kick Return Season

Returns: 45; Cortney Grixby, CB, 2007 (1,094 yards)

Yards: 1,094; Cortney Grixby, CB, 2007 (45 ret.)

Yards Per Return (min. 5 ret.): 33.71; Pat Fischer, HB, 1958 (7 ret., 236 yards)

Touchdowns: 1; by several players, most recent Kenny Bell, WR, 2013

Top 10 Season Kickoff Return Yards

Rk.	Player, Opponent, Year	Yards
1.	Cortney Grixby, CB, 2007 (45 ret.)	1,094
2.	Josh Davis, IB, 2002 (42 ret.)	994
3.	Niles Paul, WR, 2008 (41 ret.)	969
4.	Ameer Abdullah, IB, 2011 (26 ret.)	763
5.	Josh Davis, IB, 2001 (25 ret.)	675
6.	JD Spielman, WR, 2017 (26 ret.)	669
7.	Kenny Bell, WR, 2013 (23 ret.)	609
8.	Josh Davis, IB, 2003 (23 ret.)	596
9.	Tyrone Hughes, WB, 1990 (18 ret.)	523
10.	Dana Brinson, WB, 1988 (23 ret.)	510

Kick Return Career

Returns: 92; Josh Davis, IB, 2000-03 (2,265 yards)

Yards: 2,265; Josh Davis, IB, 2000-03 (92 ret.)

Yards Per Return (min. 10 ret.): 28.29; Tyrone Hughes, WB, 1989-92 (51 ret., 1,443 yards)

Touchdowns: 2; Niles Paul, WR, 2007-10

Top 10 Career Kickoff Return Yards

Rk.	Player, Opponent, Years	Yards
1.	Josh Davis, IB, 2000-03 (92 ret.)	2,265
2.	Niles Paul, WR, 2007-10 (77 ret.)	1,887
3.	Ameer Abdullah, IB, 2011-14 (61 ret.)	1,592
4.	Tyrone Hughes, WB, 1989-92 (51 ret.)	1,443
5.	Kenny Bell, WR, 2011-14 (51 ret.)	1,277
6.	Joe Walker, ROV, 1997-00 (53 ret.)	1,159
7.	Dana Brinson, WB, 1985-88 (51 ret.)	1,154
8.	Cortney Grixby, CB, 2004-07 (45 ret.)	1,094
9.	Johnny Rodgers, WB, 1970-72 (35 ret.)	847
10.	JD Spielman, WR, 2017-19 (36 ret.)	835

Nebraska Team Offensive Records

Scoring Game

High Points: 119; vs. Haskell (0), Nov. 24, 1910

Modern era: 84; at Minnesota (13), Sept. 17, 1983

Low Points: 0; 99 times, most recent at Arizona St. (19), Sept. 21, 1996

Victory Margin: 119; vs. Haskell (119-0), Nov. 24, 1910

Modern era: 71; at Minnesota (84-13), Sept. 17, 1983

Losing Margin: 60; at Texas Tech (10-70), Oct. 9, 2004

Points, Half: 1st: 63; vs. Arizona St., Sept. 16, 1995; vs. Iowa St., Nov. 15, 1997

2nd: 56; vs. Oklahoma, Nov. 2, 1996

Points, Quarter: 1st: 38; vs. Baylor, Oct. 21, 2000

2nd: 35; at Kansas, Nov. 4, 1978;

vs. Kansas, Oct. 26, 1996

3rd: 48; vs. Colorado, Oct. 22, 1983

4th: 30; at Hawaii, Dec. 4, 1982

High Touchdowns: 12; at Minnesota, Sept. 17, 1983

Low Touchdowns: 0; several times, most recent at Michigan, Nov. 12, 2022

PATs Made, Kick: 11; at Army, Sept. 23, 1972;

vs. Arizona St., Sept. 16, 1995;

vs. Iowa St., Nov. 15, 1997

2PATs Made: 5; at Kansas, Nov. 10, 1962 (5 att.)

2PATs Attempted: 5; at Kansas, Nov. 10, 1962 (5 made)

Field Goals Made: 7; at Missouri, Oct. 19, 1985

(ties NCAA record, 7 att.)

Field Goals Attempted: 7; at Missouri, Oct. 19, 1985

(ties NCAA record, 7 made); vs. Southern Miss,

Sept. 26, 2015 (5 made)

Safeties: 1; several times, most recent,

vs. Illinois, Nov. 10, 2018

Quickest Score: 0:07; Terrell Farley 21-yard fumble return at Texas Tech, Oct. 19, 1996

Top 10 Scoring Games (all time)

Rk.	NU Opponent, Date	Points
1.	vs. Haskell (0), Nov. 24, 1910	119
2.	vs. Kearney State (0), Oct. 7, 1911	117
3.	at Creighton (0), Oct. 28, 1905	102
4.	vs. Nebraska Wesleyan (0), Oct. 6, 1917	100
5.	vs. Doane (0), Nov. 23, 1907	85
6.	at Minnesota (13), Sept. 17, 1983	84
7.	vs. Bellevue (0), Oct. 5, 1912	81
8.	at Army (7), Sept. 23, 1972	77
	vs. Arizona State (28), Sept. 16, 1995	77
	vs. Iowa State (14), Nov. 15, 1997	77

Scoring Season

High Points: 624; 1983

Low Points: 21; 1892

High Points Per Game: 52.4; 1995 (576 in 11 games)

Low Points Per Game: 4.2; 1892 (21 in 5 games)

High Touchdowns: 89; 1983

Low Touchdowns: 10; 1957, 1958

High PATs Made, Kick: 77; 1983

Low PATs Made, Kick: 4; 1957 (10 att.)

High 2PATs Made (since 1958): 11; 1962 (20 att.)

Low 2PATs Made (since 1958): 0; several times, most recent 2023

High 2PATs Attempted (since 1958): 20; 1962 (11 made)

Low 2PATs Attempted (since 1958): 0; several times, most recent 2023

High Field Goals Made: 24; 2009 (28 att.)

Low Field Goals Made: 0; several times, most recent 1951

High Field Goals Attempted: 28; 2009 (24 made)

Low Field Goals Attempted: 1; several times, most recent 1951

Field Goal Percentage (min. 10 att.): 94.7; 2010 (18-19)

Safeties: 3; 1989, 1999

First Downs, Game

High First Downs: 44; vs. Utah St., Sept. 7, 1991

Low First Downs: 0; vs. Colorado, Nov. 18, 1961

High First Downs by Rush: 36; vs. New Mexico St., Sept. 18, 1982 (NCAA record)

Low First Downs by Rush: 0; vs. Colorado, Nov. 18, 1961

High First Downs by Pass: 24; vs. Iowa State, Oct. 1, 2005

Low First Downs by Pass: 0; several times, most recent at Iowa St., Nov. 8, 1986

High First Downs by Penalty: 6; vs. USC, Sept. 20, 1969;

vs. Louisiana Tech, Aug. 29, 1998; vs. USC, Sept. 15, 2007

Low First Downs by Penalty: 0; several times, most recent vs. Iowa, Nov. 24, 2023

First Downs, Season

High First Downs: 330; 2012

Low First Downs: 56; 1947

High First Downs by Rush: 249; 1982

Low First Downs by Rush: 42; 1947

High First Downs by Pass: 184; 2007

Low First Downs by Pass: 12; 1947

High First Downs by Penalty: 29; 2012

Low First Downs by Penalty: 1; 1946

Rushing, Game

High Yards: 677; vs. New Mexico St., Sept. 18, 1982 (then-NCAA record, 78 att.)

Low Yards: -17; vs. Oklahoma, Nov. 24, 1951 (33 att.)

High Attempts: 86; vs. South Dakota, Sept. 20, 1952 (398 yards)

Low Attempts: 16; vs. Ohio State, Oct. 14, 2017 (44 yards)

High Yards Per Attempt: 10.82; at Minnesota, Sept. 17, 1983 (595 yards, 55 att.)

Low Yards Per Attempt: -0.52; vs. Oklahoma, Nov. 24, 1951 (-17 yards, 33 att.)

Touchdowns: 9; at Minnesota, Sept. 17, 1983;

vs. Oregon, Sept. 28, 1985; vs. Iowa St., Nov. 15, 1997

Top 10 Rushing Games

Rk.	NU Opponent, Date	Yards
1.	New Mexico St., Sept. 18, 1982 (78 att.)	677
2.	at Baylor, Oct. 13, 2001 (73 att.)	641
3.	Iowa St., Nov. 4, 1995 (68 att.)	624
4.	Utah St., Sept. 7, 1991 (77 att.)	617
5.	Iowa St., Nov. 7, 1987 (70 att.)	604
6.	at Minnesota, Sept. 17, 1983 (55 att.)	595
7.	Oklahoma St., Oct. 15, 1988 (60 att.)	570
8.	Pacific, Sept. 23, 1995 (70 att.)	569
9.	Kansas, Nov. 12, 1983 (66 att.)	567
10.	at Iowa St., Nov. 5, 1988 (68 att.)	566

Fewest Rushing Yards in a Game

Rk.	NU Opponent, Date	Yards
1.	Oklahoma, Nov. 24, 1951 (33 att.)	-17
2.	at Missouri, Oct. 22, 2005 (19 att.)	-2
3.	Oklahoma, Oct. 22, 1949 (38 att.)	4
4.	at Penn St., Oct. 15, 1949 (35 att.)	5
5.	at Syracuse, Oct. 18, 1958 (35 att.)	11
	at Missouri, Nov. 18, 1967 (44 att.)	11
7.	Minnesota, Oct. 1, 1949 (38 att.)	14
8.	Oklahoma, Oct. 29, 2005 (34 att.)	16
9.	at Kansas, Nov. 5, 2005 (22 att.)	21
10.	at Oklahoma, Nov. 13, 1948 (28 att.)	22

Rushing, Season

High Yards: 4,820; 1983 (724 att.)

Low Yards: 918; 1947 (315 att.)

High Yards Per Game: 401.7; 1983 (4,820 yards/12 games)

Low Yards Per Game: 96.0; 2005 (1,152 yards/12 games)

High Attempts: 762; 1982 (4,732 yards)

Low Attempts: 315; 1947 (918 yards)

High Yards Per Attempt: 7.01; 1995 (4,398 yards, 627 att.)

Low Yards Per Attempt: 2.57; 1958 (1,135 yards, 442 att.)

High Yards Lost: 580; 1951

Low Yards Lost: 157; 1974

High Touchdowns: 66; 1983, 1997

Low Touchdowns: 3; 1958

Passing, Game**High Yards:** 519; vs. Kansas St., Nov. 10, 2007 (31 comp., 43 att.)**Low Yards:** -3; at Iowa St., Nov. 8, 1986 (1 comp., 9 att.)**High Attempts:** 58; at Colorado, Nov. 23, 2007 (31 comp.)**Low Attempts:** 1; at Iowa St., Nov. 12, 1949 (0 comp.)**High Completions:** 37; at Texas Tech, Oct. 11, 2008 (45 att.)**Low Completions:** 0; eight times, most recent vs. Colorado, Nov. 18, 1961**High Completion Pct. (min. 15 att.):** 86.96 vs. Indiana, Oct. 26, 2019 (20 comp., 23 att.)**Low Completion Pct. (min. 15 att.):** 17.65; three times, most recent at Iowa St., Nov. 9, 1957 (3 comp., 17 att.)**High Yards Per Attempt (min. 15 att.):** 17.1; vs. Baylor, Oct. 16, 2004 (342 yards, 20 att.)**Low Yards Per Attempt (min. 15 att.):** 0.59; at Penn St., Oct. 15, 1949 (10 yards, 17 att.)**High Yards Per Completion (min. 10 comp.):** 28.30; at Kansas, Nov. 4, 1978 (283 yards, 10 comp.)**Low Yards Per Completion (min. 10 comp.):** 5.33; at Minnesota, Oct. 2, 1948 (64 yards, 12 comp.)**Attempts, No INT:** 55; vs. Iowa St., Oct. 1, 2005**Interceptions:** 5; vs. Pittsburgh, Nov. 13, 1954 (23 att.) at Texas Tech, Oct. 9, 2004 (42 att.)**High INT Pct. (min. 15 att.):** 26.67; at Oklahoma, Nov. 23, 1985 (4 INT, 15 att.)**Touchdown Passes:** 7 vs. Kansas St., Nov. 10, 2007 (43 att.)**Touchdown Pct. (min. 15 att.):** 33.33; vs. UCLA, Sept. 12, 1987; at Missouri, Oct. 31, 1987 (both 5TD, 15 att.)**High NCAA Rating (min. 15 att.):** 298.2; vs. UCLA, Sept. 12, 1987 (15-10/21/75)**Low NCAA Rating (min. 15 att.):** -24.5; at Penn St., Oct. 15, 1949 (17-3/4/10/0)**300-Yard Passing Games (49)**

Rk.	NU Opponent, Date (comp.-att.)	Yards
1.	Kansas State, Nov. 10, 2007 (31-43)	519
2.	at Colorado, Nov. 23, 2007 (31-58)	484
3.	Ball State, Sept. 22, 2007 (29-37)	438
4.	Iowa State, Oct. 1, 2005 (36-55)	431
6.	at Purdue, Oct. 28, 2017 (32-50)	431
6.	Wyoming, Sept. 10, 2016 (21-35)	412
7.	at Purdue, Oct. 31, 2015 (29-48)	407
8.	at Wisconsin, Oct. 6, 2018 (26-44)	407
9.	at Kansas, Nov. 3, 2007 (25-50)	405
10.	at Penn State, Nov. 18, 2017 (26-41)	399
11.	Kansas, Sept. 30, 2006 (15-33)	395
12.	at Colorado, Nov. 25, 2005 (27-48)	392
13.	USC, Sept. 15, 2007 (36-54)	389
14.	vs. USC, Dec. 27, 2014 (32-51)	381
15.	Southern Miss, Sept. 26, 2015 (23-35)	368
16.	at Kansas, Oct. 21, 1972 (19-38)	360
17.	Arkansas State, Sept. 12, 2009 (30-41)	358
18.	at Texas Tech, Oct. 11, 2008 (37-45)	357
19.	vs. Northwestern, Aug. 27, 2022 (25-42)	355
20.	Southern Miss, Sept. 1, 2012 (26-34)	354
21.	at Purdue, Oct. 15, 2022 (16-29)	354
22.	at Wisconsin, Nov. 20, 2021 (23-35)	351
23.	Ohio State, Oct. 14, 2017 (27-47)	349
24.	Western Michigan, Aug. 30, 2008 (20-36)	345
25.	Baylor, Oct. 16, 2004 (13-20)	342
26.	at Northwestern, Oct. 20, 2012 (27-39)	342
27.	Baylor, Oct. 25, 2008 (32-46)	336
28.	Louisiana Tech, Sept. 2, 2006 (24-36)	332
29.	Missouri, Oct. 14, 1972 (20-29)	329
30.	at Iowa State, Oct. 18, 2008 (27-37)	328
31.	Kansas, Nov. 8, 2008 (29-38)	328
32.	at Illinois, Sept. 21, 2019 (22-34)	328
33.	at Oklahoma State, Oct. 23, 2010 (23-35)	323
34.	vs. Purdue, Sept. 29, 2018 (25-42)	323
35.	Michigan State, Nov. 7, 2015 (19-33)	320
36.	Oklahoma State, Oct. 28, 1972 (18-40)	319
37.	BYU, Sept. 5, 2015 (24-41)	319
38.	Georgia Southern, Sept. 10, 2022 (23-34)	318
39.	at Texas, Oct. 27, 2007 (25-38)	315
40.	Utah, Sept. 21, 1968 (19-32)	314
41.	Minnesota, Nov. 23, 2012 (22-33)	311
42.	at Minnesota, Nov. 11, 2017 (25-36)	311
43.	South Dakota State, Sept. 21, 2013 (21-26)	310
44.	at Miami, Sept. 19, 2015 (21-45)	309

45.	Colorado, Nov. 26, 2004 (29-55)	306
46.	Fordham, Sept. 4, 2021 (21-30)	304
47.	Texas, Oct. 21, 2006 (16-29)	302
48.	South Alabama, Sept. 12, 2015 (26-38)	302
49.	Louisiana-Lafayette, Sept. 26, 2009 (22-26)	300

Fewest Passing Yards in a Game

Rk.	NU Opponent, Date	Yards
1.	at Iowa St., Nov. 8, 1986 (9 att., 1 comp.)	-3
2.	Eight times, most recent vs. Colorado, Nov. 18, 1961	0
10.	at Colorado, Nov. 28, 1987 (6 att., 3 comp.)	3

Passing, Season**High Yards:** 3,886; 2007 (296 comp., 481 att.)**Low Yards:** 321; 1960 (24 comp., 72 att.)**High Yards Per Game:** 323.8; 2007 (3,886 yards/12 games)**Low Yards Per Game:** 32.1; 1960 (321 yards/10 games)**High Attempts:** 481; 2007 (296 comp.)**Low Attempts:** 72; 1960 (24 comp.)**High Completions:** 296; 2007 (481 att.)**Low Completions:** 24; 1960 (72 att.)**High Completion Pct.:** 68.13; 2008 (295 comp., 433 att.)**Low Completion Pct.:** 28.57; 1947 (26 comp., 91 att.)**High Yards Per Attempt:** 9.35; 2021 (3,197 yards, 342 att.)**Low Yards Per Attempt:** 3.91; 1959 (395 yards, 101 att.)**High Yards Per Completion:** 19.64; 1989 (1,080 yards, 55 comp.)**Low Yards Per Completion:** 9.75; 2020 (1,521 yards, 156 comp.)**High Interceptions:** 23; 2004 (322 att.)**Low Interceptions:** 3; 1989 (168 att.)**High INT Pct.:** 17.82; 1957 (18 INT, 101 att.)**Low INT Pct.:** 1.35; 1996 (3 INT, 222 att.)**High Touchdown Passes:** 32; 2006 (411 att.)**Low Touchdown Passes:** 1; 1957 (101 att.); 1960 (72 att.)**High Touchdown Pct.:** 13.69; 1989 (23 TD, 168 att.)**Low Touchdown Pct.:** 0.99; 1957 (1 TD, 101 att.)**High NCAA Rating:** 166.9; 1989 (168-83-31,518/23)**Low NCAA Rating:** 35.9; 1957 (101-33-18/428/1)**Total Offense, Game****High Yards:** 883; vs. New Mexico St., Sept. 18, 1982 (677 rush, 206 pass)**Low Yards:** 15; at Penn St., Oct. 15, 1949 (5 rush, 10 pass)**Yards, Half:** 508 (1st); vs. Arizona St., Sept. 16, 1995 (284 rush, 224 pass)**High Attempts:** 108; at Missouri, Oct. 9, 1971 (73 rush, 35 pass)**Low Attempts:** 35; three times, most recent vs. Colorado, Nov. 18, 1961 (23 rush, 12 pass)**High Yards Per Attempt:** 11.288; at Kansas State, Oct. 7, 2010 (587 yards, 52 att.); 11.286; at Minnesota, Sept. 17, 1983 (790 yards, 70 att.)**Low Yards Per Attempt:** 0.29; at Penn St., Oct. 15, 1949 (15 yards, 52 att.)**Top 10 Total Offense Games**

Rk.	NU Opponent, Date (Rush-Pass-Attempts)	Yards
1.	New Mexico St., Sept. 18, 1982 (677-206-104)	883
2.	at Kansas, Nov. 4, 1978 (516-283-77)	799
3.	at Minnesota, Sept. 17, 1983 (595-195-70)	790
4.	Utah St., Sept. 7, 1991 (617-170-98)	787
5.	Florida Atlantic, Aug. 30, 2014 (498-286-92)	784
6.	Iowa St., Nov. 4, 1995 (624-152-89)	776
7.	Pacific, Sept. 23, 1995 (569-162-106)	731
8.	Kansas St., Oct. 7, 1989 (542-181-87)	723
9.	Colorado, Oct. 10, 1981 (541-173-90)	719
10.	Kansas State, Nov. 10, 2007 (183-519-80)	702

Lowest Total Offense Games by Nebraska

Rk.	NU Opponent, Date (Attempts)	Yards
1.	at Penn St., Oct. 15, 1949 (52)	15
2.	Colorado, Nov. 18, 1961 (35)	31
3.	Oklahoma, Oct. 22, 1949 (50)	38
4.	Oklahoma, Nov. 24, 1951 (51)	41
5.	at Syracuse, Oct. 18, 1958 (45)	41
6.	at Kansas, Nov. 5, 1960 (39)	50
7.	at Iowa St., Oct. 11, 1947 (35)	62
8.	at UCLA, Nov. 30, 1946 (43)	63
9.	Indiana, Oct. 26, 1946 (68)	68
10.	at Pittsburgh, Oct. 12, 1957 (45)	76
	at Indiana, Oct. 17, 1959 (39)	76

Total Offense Season

High Yards: 6,560; 1983 (4,820 rush, 1,740 pass)
Low Yards: 1,275; 1947 (918 rush, 357 pass)
High Yards Per Game: 556.3; 1995 (399.8 rush, 156.5 pass)
Low Yards Per Game: 141.7; 1947 (102.0 rush, 39.7 pass)
High Attempts: 1,076; 1971 (696 rush, 380 pass)
Low Attempts: 406; 1947 (315 rush, 91 pass)
High Yards Per Attempt: 7.16; 1983 (6,560 yards, 916 att.)
Low Yards Per Attempt: 2.90; 1958 (1,548 yards, 526 att.)

Penalties

Low Penalties, Game: 16; at Texas A&M, Nov. 20, 2010 (145 yards)
Low Penalties, Game: 0; several times, most recent at Michigan St., Nov. 4, 2023
High Penalty Yards, Game: 145; at Texas A&M, Nov. 20, 2010 (16 penalties)
Low Penalty Yards, Game: 0; several times, most recent at Michigan St., Nov. 4, 2023
High Penalties, Season: 109, 2010 (993 yards)
Low Penalties, Season: 33; 1960 (324 yards)
High Penalty Yards, Season: 993; 2010 (109 penalties)
Low Penalty Yards, Season: 256; 1957 (36 penalties)

Turnovers, Game

High Turnovers: 8; vs. Colorado, Oct. 21, 1967 (4 FL, 4 INT); at Iowa St., Nov. 11, 1972 (6 FL, 2 INT); vs. Iowa St., Oct. 24, 2009 (5 FL, 3 INT)
Low Turnovers: 0; several times, most recent vs. Louisiana Tech, Sept. 23, 2023
High Turnover Margin: +8; at Kansas St., Oct. 8, 1949 (0-8); vs. Texas A&M, Oct. 18, 2003 (0-8)
Low Turnover Margin: -8; vs. Iowa St., Oct. 24, 2009 (8-0)
High Fumbles: 10; vs. Kansas St., Nov. 13, 1999 (lost 3)
Low Fumbles: 0; several times, most recent vs. Penn State, Nov. 14, 2020
High Fumbles Lost: 6; several times, most recent at Iowa St., Nov. 13, 1976 (8 fumbles)
Low Fumbles Lost: 0; several times, most recent at Wisconsin, Nov. 18, 2023
High Interceptions Thrown: 5; at Texas Tech, Oct. 9, 2004 vs. Pittsburgh, Nov. 13, 1954
Low Interceptions Thrown: 0; several times, most recent at Purdue, Oct. 28, 2023

Turnovers, Season

High Turnovers: 40; 1967 (25 FL, 15 INT); 1972 (20 FL, 20 INT)
Low Turnovers: 12; 1992 (5 FL, 7 INT)
High Turnover Margin: +26; 1971 (21-47)
Low Turnover Margin: -18; 1967 (40-22)
High Fumbles: 49; 1999 (lost 25)
Low Fumbles: 11; 2015 (lost 6)
High Fumbles Lost: 26; 1954 (45 fumbles); 1976 (34 fumbles)
Low Fumbles Lost: 2; 2017 (12 fumbles)
High Interceptions Thrown: 23; 2004
Low Interceptions Thrown: 3; 1989, 1996

Nebraska Team
Defensive Records

Rushing Defense

Fewest Rushing Yards Allowed, Game (includes all negative yardage games)

Rk.	NU Opponent, Date (Attempts)	Yards
1.	Kansas St., Oct. 16, 1976 (39 att.)	-45
2.	Kansas, Oct. 16, 1971 (35 att.)	-42
3.	Oregon St., Sept. 30, 1989 (27 att.)	-36
4.	Florida, Jan. 2, 1996, Fiesta Bowl (21 att.)	-28
5.	Troy St., Sept. 1, 2001 (35 att.)	-25
6.	at Michigan, Nov. 9, 2013 (36 att.)	-21
	Louisiana Tech, Aug. 29, 1998 (14 att.)	-21
	at Kansas, Nov. 15, 1986 (22 att.)	-21
9.	Kansas St., Oct. 21, 1995 (26 att.)	-19
10.	South Dakota St., Sept. 21, 1963 (32 att.)	-17
11.	South Carolina, Oct. 3, 1987 (22 att.)	-14
12.	Oklahoma St., Oct. 18, 1980 (39 att.)	-13

13.	at Army, Sept. 23, 1972 (37 att.)	-12
14.	Kansas St., Oct. 5, 1946 (33 att.)	-11
15.	North Dakota, Sept. 23, 1961 (37 att.)	-8
16.	at Kansas St., Oct. 15, 1994 (23 att.)	-7
17.	Maine, Sept. 3, 2005 (37 att.)	-6
18.	Iowa St., Nov. 4, 1967 (39 att.)	-5
19.	Western Illinois, Sept. 4, 2004 (35 att.)	-3
	at Colorado, Oct. 24, 1964 (36 att.)	-3
21.	at Purdue, Dec. 5, 2020 (17 att.)	-2
22.	Utah St., Sept. 5, 1987 (29 att.)	-1

Bowl Game

Florida, Jan. 2, 1996, Fiesta Bowl (21 att.)	-28
--	-----

Fewest Rushing Yards Allowed Per Game, Season

Rk.	Season (National/Conference Rank)	Yards Per Game
1.	1967 (4th National/1st Big Eight)	67.5
2.	1997 (3rd National/1st Big 12)	73.4
3.	1999 (6th National/1st Big 12)	77.1
4.	1995 (2nd National/1st Big Eight)	78.4
5.	1984 (4th National)	78.8
6.	1994 (4th National/1st Big Eight)	79.3
7.	1996 (5th National/1st Big 12)	83.8
8.	1971 (2nd National/1st Big Eight)	85.9
9.	1980 (3rd National/1st Big Eight)	88.0
10.	2023 (7th National/3rd Big Ten)	92.9

Passing Defense Fewest Passing Yards Allowed, Game

Rk.	NU Opponent, Date (Completions-Attempts)	Yards
1.	10 times, most recent, Nicholls St., Sept. 9, 2006 (0-3)	0
11.	at Iowa St., Nov. 12, 1949 (4-17)	2

Bowl Game

vs. Arizona, Dec. 30, 2009, Holiday Bowl (10-31)	46
vs. Oklahoma, Jan. 1, 1979, Orange Bowl (2-3)	47
vs. Alabama, Jan. 1, 1972, Orange Bowl (3-13)	47

Fewest Passing Yards Allowed Per Game, Season

Rk.	Season (National/Conference Rank)	Yards Per Game
1.	1973 (1st National/1st Big Eight)	39.9
2.	1955 (11th National/1st Big Eight)	44.9
3.	1949	66.1
4.	1960	66.4
5.	1965 (3rd National/1st Big Eight)	66.5
6.	1953	72.7
7.	1956	76.2
8.	1961	80.0
9.	1957	80.6
10.	1954	82.2

Total Defense

Fewest Total Yards Allowed, Game

Rk.	NU Opponent, Date (Rush, Pass)	Yards
1.	South Dakota St., Sept. 21, 1963 (-17, 48)	31
2.	North Dakota, Sept. 23, 1961 (-8, 42)	34
3.	Kansas St., Oct. 17, 1964 (28, 8)	36
4.	Kansas St., Oct. 5, 1946 (-11, 58)	47
5.	Kansas, Oct. 25, 1997 (21, 27)	48
6.	at Colorado, Oct. 24, 1964 (-3, 54)	51
7.	at Iowa St., Nov. 3, 1984 (16, 37)	53
8.	Kansas, Oct. 16, 1971 (-42, 98)	56
9.	at Kansas, Oct. 21, 1972 (32, 31)	63
10.	Minnesota, Oct. 5, 1974 (29, 35)	64

Fewest Total Yards Allowed Per Game, Season

Rk.	Season (National/Conference Rank)	Yards Per Game
1.	1967 (1st National/1st Big Eight)	157.6
2.	1964 (2nd National/1st Big Eight)	167.0
3.	1965 (8th National/1st Big Eight)	202.8
4.	1971 (5th National/1st Big Eight)	202.9
5.	1984 (1st National/1st Big Eight)	203.3
6.	1980 (3rd National/1st Big Eight)	210.7
7.	1963	212.0
8.	1979 (5th National/1st Big Eight)	216.6
9.	1972 (4th National/1st Big Eight)	217.4
10.	1962	219.3

Pass Breakups

Most PBU, Game: 20; at UCLA, Sept. 22, 1984 (43 att.)
Most PBU, Season: 90; 2000

Top Five Games, Pass Breakups

Rk.	NU Opponent, Date (Attempts)	PBU
1.	at UCLA, Sept. 22, 1984 (43 att.)	20
2.	Kansas, Oct. 2, 2004 (49 att.)	17
	at Iowa St., Oct. 7, 2000 (43 att.)	17
4.	at Pittsburgh, Sept. 18, 2004 (45 att.)	16
	vs. Colorado, Nov. 29, 1996 (38 att.)	16

Sacks (Since 1981)

Total Sacks, Game: 11; vs. Oregon St., Sept. 30, 1989
 (89 yards); vs. Maine, Sept. 3, 2005 (69 yards)

Yards Lost by Sacks, Game: 89; vs. Oregon St., Sept. 30, 1989
 (11 sacks)

High Total Sacks, Season: 53; 1999 (395 yards lost)

Low Total Sacks, Season: 13; 2007 (94 yards lost);
 2020 (100 yards lost)

High Yards Lost by Sacks, Season: 395; 1999 (53 sacks)

Low Yards Lost by Sacks, Season: 85; 2017 (14 sacks)

Top Five Games, Sacks

Rk.	NU Opponent, Date (Yards)	Sacks
1.	vs. Oregon St., Sept. 30, 1989 (89)	11
	vs. Maine, Sept. 3, 2005 (69)	11
3.	at Oklahoma, Nov. 19, 1988 (50)	10
4.	vs. Texas, Dec. 5, 2009 (52)	9
	vs. Kansas St., Oct. 21, 1995 (82)	9
	vs. Texas Tech, Sept. 11, 1993 (55)	9
	vs. Kansas, Nov. 16, 1985 (68)	9
	vs. New Mexico, Oct. 5, 1985 (59)	9

Top Five Games, Sacks (Yards)

Rk.	NU Opponent, Date (Sacks)	Yards
1.	vs. Oregon St., Sept. 30, 1989 (11)	89
2.	vs. Kansas St., Oct. 21, 1995 (9)	82
3.	vs. Maine, Sept. 3, 2005 (11)	69
4.	vs. Troy St., Sept. 1, 2001 (8)	68
	vs. Kansas, Nov. 16, 1985 (9)	68

Tackles for Loss (Since 1965)

TFL, Game: 18; vs. Iowa St., Nov. 8, 1969 (112 yards);
 vs. Maine, Sept. 3, 2005 (89 yards)

Yards Lost, Game: 112; vs. Iowa St., Nov. 8, 1969 (18 TFL)

High TFL, Season: 140; 2005 (573 yards lost)

Low TFL, Season: 32; 1988 (390 yards lost)

High Yards Lost, Season: 597; 1980 (95 tackles for loss)

Low Yards Lost, Season: 115; 1982 (48 tackles for loss)

Top Five Games, Tackles for Loss (TFL)

Rk.	NU Opponent, Date (Yards Lost)	TFL
1.	vs. Iowa St., Nov. 8, 1969 (112)	18
	vs. Maine, Sept. 3, 2005 (89)	18
3.	at Iowa St., Nov. 7, 1998 (60)	17
	vs. Texas Tech, Oct. 19, 1996 (55)	17
5.	vs. Oregon, Sept. 14, 1974 (83)	16
	vs. Baylor, Oct. 12, 1996 (62)	16
	vs. Kansas St., Oct. 4, 1997 (50)	16
	vs. Texas, Oct. 31, 1998 (29)	16
	at Michigan, Nov. 9, 2013 (67)	16

Top Five Games, Tackles for Loss (Yards)

Rk.	NU Opponent, Date (TFL)	Yards
1.	vs. Iowa State, Nov. 8, 1969 (18)	112
2.	vs. Oregon St., Sept. 30, 1989 (13)	96
3.	vs. Kansas, Nov. 15, 1986 (13)	94
4.	vs. Troy St., Sept. 1, 2001 (13)	90
5.	vs. Maine, Sept. 3, 2005 (18)	89
	vs. Kansas St., Oct. 21, 1995 (14)	89
	vs. Kansas St., Oct. 16, 1976 (9)	89

Opponent Turnovers, Game

Total Turnovers: 8; several times, most recent
 vs. Texas A&M, Oct. 18, 2003

Fumbles: 10; Auburn, Oct. 3, 1981 (5 lost)

Fumbles Lost: 6; several times, most recent at Iowa St., Nov. 15, 1980

Interceptions Thrown: 7; vs. Kansas St., Nov. 14, 1970 (184 yards)

NU Interception Return Yards: 184; vs. Kansas St.,
 Nov. 14, 1970 (7 INT)

NU Interception Return Touchdowns: 2; vs. Oklahoma St.,

Oct. 24, 1970; vs. Illinois, Sept. 21, 1985; vs. Michigan St.,

Sept. 7, 1996; vs. Wake Forest, Sept. 10, 2005;

vs. Idaho, Sept. 11, 2010; vs. Southern Miss, Sept. 7, 2013

Opponent Total Turnovers, Season

High Total Turnovers: 47; 1972 (27 INT, 20 FL);
 2003 (32 INT, 15 FL)

Low Total Turnovers: 7; 2020 (5 INT, 2 FL)

High Fumbles: 48; 1976 (30 lost)

Low Fumbles: 5; 2017 (3 lost)

High Fumbles Lost: 30; 1976 (48 fumbles)

Low Fumbles Lost: 2; 2020 (13 fumbles)

High Interceptions Thrown: 32; 2003 (259 yards)

Low Interceptions Thrown: 5; 2020 (102 yards)

High Interception Return Yards: 523; 1970 (30 INT)

Low Interception Return Yards: 16; 2018 (11 INT)

High Interception Return Touchdowns: 5; 1971; 1995

Nebraska Team

Special Teams Records

Punting, Game

High Punts: 18; vs. Notre Dame, Nov. 28, 1918

Low Punts: 0; 10 times, most recent vs. Illinois, Oct. 1, 2016

Average (min. 3 punts): 57.6; vs. Colorado, Nov. 26, 1999
 (7 punts, 403 yards)

Punting, Season

High Punts: 78; 2009 (41.2 avg.)

Low Punts: 29; 1995 (38.1 avg.)

High Average: 45.9; 2005 (72 punts, 3,302 yards)

Low Average: 30.3; 1953 (50 punts, 1,514 yards)

Punt Returns, Game

Returns: 11; at Minnesota, Sept. 17, 1983 (120 yards)

Return Yards: 205; vs. Utah St., Sept. 5, 1987 (6 ret.)

Return Average (min. 3 returns): 44.7; at Iowa, Nov. 28, 2014
 (3 ret., 134 yards)

Return Touchdowns: 2; vs. Kansas, Nov. 12, 1983;

vs. Utah St., Sept. 5, 1987; vs. Troy St., Aug. 31, 2002

Punt Returns, Season

High Returns: 65; 2001 (853 yards)

Low Returns: 5; 2022 (77 yards)

High Return Yards: 853; 2001 (65 ret.)

Low Return Yards: 27; 2021 (10 ret.)

High Return Average: 17.41; 1960 (17 ret., 296 yards)

Low Return Average: 2.70; 2021 (10 ret., 27 yards)

Return Touchdowns: 6; 2002 (includes one in bowl game)

Kickoff Returns, Game

Returns: 9; at Oklahoma, Nov. 20, 1954;

at Oklahoma, Nov. 24, 1956

Return Yards: 211; vs. Fresno St., Sept. 10, 2011 (5 ret.)

Return Average (min. 3 att.): 51.00; at Kansas St.,
 Oct. 6, 1990 (3 ret., 153 yards)

Return Touchdowns: 1; several games, most recent,
 vs. Arkansas State, Sept. 2, 2017

Kickoff Returns, Season

High Returns: 74; 2007 (1,619 yards)

Low Returns: 12; 2021 (187 yards)

High Return Average: 27.85; 1990 (26 ret., 724 yards)

Low Return Average: 14.76; 1961 (25 ret., 369 yards)

Return Touchdowns: 1; 19 times, most recent 2017

Opponent Team Records

Scoring, Game

Points: 76; at Kansas, Nov. 3, 2007

Points, 1st Half: 49; at Oklahoma, Nov. 1, 2008

Points, 2nd Half: 49; at Texas Tech, Oct. 9, 2004

Points, 1st Quarter: 35; at Oklahoma, Nov. 1, 2008

Points, 2nd Quarter: 28; at Ohio St., Oct. 6, 2012;

at Penn State, Nov. 18, 2017

Points, 3rd Quarter: 28; vs. UCLA, Sept. 14, 2013;

at Wisconsin, Nov. 15, 2014; vs. Iowa, Nov. 24, 2017

Points, 4th Quarter: 28; at Texas Tech, Oct. 9, 2004

Touchdowns: 11; at Kansas, Nov. 3, 2007

PATs Made by Kick: 10; at Texas Tech, Oct. 9, 2004 (10 att.);

at Kansas, Nov. 3, 2007 (11 att.); vs. Wisconsin, Dec. 1, 2012 (10 att.)

2PATs Made (Since 1958): 4; at Syracuse, Oct. 18, 1958 (5 att.)

2PATs Attempted (Since 1958): 5; at Syracuse, Oct. 18, 1958 (4 made);

vs. Oregon, Sept. 17, 2016 (1 made)

Field Goals Made: 5; Penn St., Sept. 26, 1981 (5 att.);

Kansas, Oct. 31, 1981 (5 att.)

Field Goal Attempts (Since 1964): 5; seven times, most recent Wisconsin, Oct. 10, 2015 (3 made)

Safeties: 3; Arizona St., Sept. 21, 1996

Quickest Score: 0:06; Kansas St. on NU safety, Oct. 29, 1983

Top 10 Scoring Games (all time)

RK.	NU Opponent, Date (NU Score)	Points
1.	at Kansas, Nov. 3, 2007 (NU 39)	76
2.	at Texas Tech, Oct. 9, 2004 (NU 10)	70
	vs. Wisconsin, Dec. 1, 2012 (NU 31)	70
4.	at Colorado, Nov. 23, 2007 (NU 51)	65
5.	at Ohio State, Oct. 6, 2012 (NU 38)	63
6.	at Oklahoma, Nov. 1, 2008 (NU 28)	62
	at Colorado, Nov. 23, 2001 (NU 36)	62
	at Ohio State, Nov. 5, 2016 (NU 3)	62
9.	vs. Minnesota, Oct. 6, 1945 (NU 7)	61
10.	at Wisconsin, Nov. 15, 2014 (NU 24)	59

Scoring, Season

High Points: 455; 2007 (12 games)

Low Points: 0; 1890 (2 games); 1902 (9 games)

High Points Per Game: 37.9; 2007 (12 games, 455 points)

Low Points Per Game: 0.0; 1890 (2 games, 0 points);

1902 (9 games, 0 points)

High Touchdowns: 60; 2007 (12 games)

Low Touchdowns: 0; 1890 (2 games); 1902 (9 games)

High PATs Made by Kick: 57; 2017 (58 att.)

Low PATs Made by Kick: 8; 1963 (15 att.); 1980 (10 att.)

High 2PATs Made (Since 1958): 7; 1958 (11 att.)

Low 2PATs Made (Since 1958): 0; several times, most recent 2021 (1 att.)

High 2PATs Attempted (Since 1958): 11; 1958 (7 made)

Low 2PATs Attempted (Since 1958): 0; 1971, 1972, 1975, 2008, 2011, 2014, 2017

High Field Goals Made: 20; 2010 (27 att.)

Low Field Goals Made: 0; several times, most recent 1957

High Field Goal Attempts: 27; 2010 (20 made); 2021 (16 made)

Low Field Goal Attempts: 3; 1995 (2 made)

Safeties: 3; 1996; 2005, 2021

First Downs, Game

High First Downs: 41; vs. Ohio State, Oct. 14, 2017

Low First Downs: 2; Notre Dame, Oct. 20, 1917;

South Dakota, Sept. 19, 1964; Colorado, Oct. 24, 1964

High First Downs by Rush: 28; Oklahoma, Nov. 23, 1974

Low First Downs by Rush: 0; at Wisconsin, Oct. 8, 1966;

Minnesota, Oct. 5, 1974; Texas Tech, Oct. 18, 1997;

Western Michigan, Aug. 30, 2008; at Michigan, Nov. 9, 2013

High First Downs by Pass: 22; Louisiana Tech, Aug. 29, 1998

Low First Downs by Pass: 0; several times, most recent by Nicholls St., Sept. 9, 2006

High First Downs by Penalty: 6; Oklahoma St., Oct. 15, 1966;

at Michigan, Oct. 27, 2012; Purdue, Sept. 29, 2018

Low First Downs by Penalty: 0; several times, most recent at Michigan State, Nov. 4, 2023

First Downs, Season

High First Downs: 299; 2007

Low First Downs: 89; 1964

High First Downs by Rush: 158; 1957

Low First Downs by Rush: 46; 1967

High First Downs by Pass: 163; 2015

Low First Downs by Pass: 16; 1955, 1973

High First Downs by Penalty: 32; 2009

Low First Downs by Penalty: 1; 1953

Rushing, Game

High Yards: 581; at Wisconsin, Nov. 15, 2014 (53 att.)

Low Yards: -45; Kansas St., Oct. 16, 1976 (39 att.)

High Attempts: 83; Oklahoma, Nov. 23, 1974 (482 yards)

Low Attempts: 14; Louisiana Tech, Aug. 29, 1998 (-21 yards)

High Yards Per Attempt: 10.96; at Wisconsin, Nov. 15, 2014 (581 yards, 53 att.)

Low Yards Per Attempt: -1.50; Louisiana Tech, Aug. 29, 1998 (-21 yards, 14 att.)

Rushing Touchdowns: 8; at Colorado, Nov. 23, 2001;

vs. Wisconsin, Dec. 1, 2012

Top 10 Rushing Games Against Nebraska

Rk.	NU Opponent, Date (Attempts)	Yards
1.	at Wisconsin, Nov. 15, 2014 (53 att.)	581
2.	Wisconsin, Dec. 1, 2012 (50 att.)	539
3.	at Oklahoma, Nov. 24, 1956 (73 att.)	506
4.	Notre Dame, Oct. 16, 1948 (70 att.)	502
5.	Oklahoma, Nov. 23, 1974 (83 att.)	482
6.	Oklahoma, Oct. 22, 1949 (58 att.)	437
7.	Oklahoma, Nov. 17, 1984 (70 att.)	423
8.	Oklahoma, Nov. 21, 1987 (70 att.)	419
9.	at Oklahoma, Nov. 25, 1977 (68 att.)	417
10.	at Ohio St., Sept. 29, 1956 (66 att.)	416

Bowl Game

Oklahoma, Jan. 1, 1979, Orange Bowl 292

Rushing, Season

High Net Rushing Yards: 2,787; 1957 (613 att.)

Low Net Rushing Yards: 675; 1967 (420 att.)

High Yards Per Game: 278.7; 1957 (2,787 yards/10 games)

Low Yards Per Game: 67.5; 1967 (675 yards/10 games)

High Attempts: 613; 1957 (2,787 yards)

Low Attempts: 325; 2020 (1,356 yards, 8 games)

High Yards Per Attempt: 5.57; 2017 (2,577 yards, 463 att.)

Low Yards Per Attempt: 1.61; 1967 (675 yards, 420 att.)

High Yards Lost: 667; 1980

Low Yards Lost: 164; 1960

High Rushing Touchdowns: 38; 2007

Low Rushing Touchdowns: 4; 1966

Passing, Game

High Yards: 590; Louisiana Tech, Aug. 29, 1998

Low Yards: 0; 10 times, most recent Nicholls St., Sept. 9, 2006

High Attempts: 68; Louisiana Tech, Aug. 29, 1998 (46 comp.) vs. Arkansas State, Sept. 2, 2017 (46 comp.)

Low Attempts: 1; South Dakota, Sept. 19, 1964 (0 comp.)

High Yards Per Attempt (min. 15 att.): 13.56; Kansas St., Oct. 15, 1966 (217 yards, 16 att.)

Low Yards Per Attempt (min. 15 att.): 0.12; at Iowa St., Nov. 12, 1949 (2 yards, 17 att.)

High Completions: 47; at Texas Tech, Oct. 9, 2004 (61 att.)

Low Completions: 0; 10 times, most recent

Nicholls St., Sept. 9, 2006

High Yards Per Completion (min. 10 comp.): 23.72;

Georgia, Jan. 1, 2013 (18 comp., 427 yards)

Low Yards Per Completion (min. 10 comp.): 4.60; Arizona, Dec. 30, 2009 (10 comp., 46 yards)

High Completion Pct. (min. 15 att.): 95.24; at Ohio State, Oct. 24, 2020 (20 comp., 21 att.)

Low Completion Pct. (min. 15 att.): 10.00; at Missouri, Oct. 13, 1973 (20 att., 2 comp.)

Interceptions: 7; Kansas St., Nov. 14, 1970 (47 att.)

Interception Pct.: 20.00; five times, most recent

at Iowa St., Nov. 3, 1984 (4 INT, 20 att.)

Attempts, No Interceptions: 59; at Fresno State, Sept. 13, 2014

Touchdowns Thrown: 6; at Texas Tech, Oct. 9, 2004; at Kansas, Nov. 3, 2007

Touchdown Pct. (min. 15 att.): 26.67; at Oklahoma, Nov. 24, 1962 (4 TD, 15 att.)

High NCAA Rating (min. 15 att.): 237.07; Ohio State, Oct. 24, 2020 (21-20-0/276/2)

Low NCAA Rating (min. 15 att.): -2.6; at Iowa St., Nov. 5, 1955 (19-2-2/18/0)

Top 10 Passing Games Against Nebraska

Rk.	NU Opponent, Date (Completions-Attempts)	Yards
1.	Louisiana Tech, Aug. 29, 1998 (46-68)	590
2.	Kansas St., Oct. 16, 1993 (30-52)	489
3.	at Northwestern, Oct. 13, 2018 (41-65)	455
4.	at Texas Tech, Oct. 9, 2004 (47-61)	451
5.	Southern Miss, Sept. 26, 2015 (26-42)	447
6.	Georgia, Jan. 1, 2013 (18-33)	427
7.	at Missouri, Oct. 24, 1992 (29-44)	424
8.	Ball State, Sept. 22, 2007 (26-43)	422
9.	Texas, Nov. 2, 2002 (29-47)	419
10.	Arkansas State, Sept. 2, 2017 (46-68)	415

Bowl Game Record

Georgia, Jan. 1, 2013, Capital One Bowl (18-33)	427
Florida St., Jan. 1, 1990, Fiesta Bowl (25-41)	422

Passing Season

High Yards: 3,777; 2015 (293 comp., 506 att.)

Low Yards: 439; 1973 (40 comp., 142 att.)

High Yards Per Game: 290.5; 2016 (3,777 yards/13 games)

Low Yards Per Game: 39.9; 1973 (439 yards/11 games)

High Attempts: 506; 2015 (293 comp.)

Low Attempts: 104; 1955 (29 comp.)

High Yards Per Attempt: 8.94; 1948 (1,288 yards, 144 att.)

Low Yards Per Attempt: 3.09; 1973 (439 yards, 142 att.)

High Completions: 293; 2015 (506 att.)

Low Completions: 29; 1955 (104 att.)

High Yards Per Completion: 17.64; 1948 (1,288 yards, 73 comp.)

Low Yards Per Completion: 10.61; 2003 (2,312 yards, 218 comp.)

High Completion Pct.: 64.46; 2017 (363 comp., 234 att.)

Low Completion Pct.: 27.88; 1955 (29 comp., 104 att.)

High Interceptions: 32; 2003 (430 att.)

Low Interceptions: 5; 2020 (241 att.)

High Interception Pct.: 14.40; 1949 (18 INT, 125 att.)

Low Interception Pct.: 1.95; 2007 (8 INT, 409 att.)

High Touchdowns: 25; 2015 (506 att.)

Low Touchdowns: 1; five seasons, most recent 1975

High Touchdown Pct.: 13.19; 1948 (19 TD, 144 att.)

Low Touchdown Pct.: 0.46; 1967 (1 TD, 217 att.)

High NCAA Rating: 154.1; 1948 (144-73-11/1,288/19)

Low NCAA Rating: 35.3; 1973 (142-40-15/439/1)

Total Offense, Game

High Yards: 656; at Oklahoma, Nov. 24, 1956 (506 rush, 150 pass)

Low Yards: 31; South Dakota St., Sept. 21, 1963 (-17 rush, 48 pass)

High Attempts: 102; Iowa St., Sept. 29, 2007 (51 rush, 51 pass)

Low Attempts: 34; South Dakota, Sept. 24, 1949 (27 rush, 7 pass)

High Yards Per Attempt: 10.67; Wisconsin, Dec. 1, 2012 (60 att., 640 yards)

Low Yards Per Attempt: 0.63; South Dakota St., Sept. 21, 1963 (49 att., 31 yards)

Top 10 Total Offense Games Against Nebraska

Rk.	NU Opponent, Date (Attempts)	Yards
1.	at Oklahoma, Nov. 24, 1956 (85 att.)	656
2.	at UCLA, Sept. 8, 2012 (94 att.)	653
3.	Georgia Southern, Sept. 10, 2022 (86 att.)	642
4.	Wisconsin, Dec. 1, 2012 (Big Ten Championship) (60 att.)	640
5.	Ohio State, Oct. 14, 2017 (86 att.)	633
6.	at Wisconsin, Nov. 15, 2014 (64 att.)	627
7.	Notre Dame, Oct. 16, 1948 (81 att.)	620
8.	Washington, Sept. 21, 1991 (87 att.)	618
9.	Ball State, Sept. 22, 2007 (79 att.)	610
10.	at Penn State, Nov. 18, 2017 (74 att.)	609

Bowl Game

Georgia, Jan. 1, 2013, Capital One Bowl (71 att.)	589
---	-----

Total Offense, Season

High Yards: 5,722; 2007 (2,786 rush, 2,936 pass)

Low Yards: 1,576; 1967 (675 rush, 901 pass)

High Yards Per Game: 476.8; 2007 (5,722 yards, 941 att.)

Low Yards Per Game: 167.0; 1964 (100.5 rush, 66.5 pass)

High Attempts: 1,008; 2002 (549 rush, 459 pass)

Low Attempts: 517; 1964 (382 rush, 135 pass)

High Yards Per Attempt: 7.02; 1950 (3,287 yards, 468 att.)

Low Yards Per Attempt: 2.47; 1967 (NCAA record, 1,576 yards, 637 att.)

Penalties

High Penalties, Game: 20; Notre Dame, Oct. 16, 1948 (170 yards)

Low Penalties, Game: 0; several times, most recent

Iowa, Sept. 4, 1999

High Yards Penalized, Game: 170; Notre Dame, Oct. 16, 1948 (20 penalties)

Low Yards Penalized, Game: 0; several times, most recent Iowa, Sept. 4, 1999

High Penalties, Season: 103; 1998 (830 yards)

Low Penalties, Season: 33; 1967 (260 yards)

High Yards Penalized, Season: 830; 1998 (103 penalties)

Low Yards Penalized, Season: 260; 1967 (33 penalties)

Turnovers

Turnovers, Game: 8; several times, most recent

Texas A&M, Oct. 18, 2003

Fumbles, Game: 10; Auburn, Oct. 3, 1981 (lost 5)

Fumbles Lost, Game: 6; several games, most recent at Iowa St., Nov. 15, 1980

Interceptions Thrown, Game: 7; Kansas St.

(Lynn Dickey), Nov. 14, 1970

Interceptions By, Game: 5; at Texas Tech, Oct. 9, 2004

Pittsburgh, Nov. 13, 1954 (51 yards)

Interception Return Yards, Game: 188; Colorado, Oct. 21, 1967 (4 ret.)

Interception Return Touchdowns, Game: 2; Colorado, Oct. 21, 1967; at Ohio St., Nov. 5, 2016; Northern Illinois, Sept. 16, 2017

High Turnovers, Season: 47; 1972 (27 INT, 20 FL); 2003 (32 INT, 15 FL)

Low Turnovers, Season: 7; 2020 (5 INT, 2 FL)

High Fumbles, Season: 48; 1976 (lost 30)

Low Fumbles, Season: 10; 2016 (lost 3)

High Fumbles Lost, Season: 30; 1976 (48 fumbles)

Low Fumbles Lost, Season: 2; 2020 (7 fumbles)

High Interceptions Thrown, Season: 32; 2003

Low Interceptions Thrown, Season: 5; 2020

High Interceptions By, Season: 23; 2004 (292 yards)

Low Interceptions By, Season: 3; 1989 (21 yards); 1996 (33 yards)

High Interception Return Yards, Season: 376; 2017 (17 ret.)

Low Interception Return Yards, Season: 7; 1982 (4 ret.)

Interception Return Touchdowns, Season: 4; 2017

Punting

High Punts, Game: 15; at Kansas, Oct. 21, 1972; Oklahoma St., Oct. 28, 1972

Low Punts, Game: 0; Missouri, Oct. 4, 2008;

at Ohio St., Nov. 5, 2016; Ohio St., Oct. 14, 2017

Long Punt: 93; vs. Kansas St. (Don Birdseye), Oct. 16, 1981

Average Per Punt (min. 3 att.): Game: 60.1; West Virginia, Aug. 28, 1994 (9 punts, 541 yards)

High Punts, Season: 104; 1999 (4,051 yards)

Low Punts, Season: 29; 2020 (1,148 yards)

High Average Per Punt: 44.4; 1982 (68 punts, 3,016 yards)

Low Average Per Punt: 32.1; 1956 (44 punts, 1,412 yards)

Punt Returns

Punt Returns, Game: 9; Oklahoma, Nov. 24, 1951 (136 yards)

Punt Return Yards, Game: 136; Oklahoma, Nov. 24, 1951 (9 ret.)

Punt Return Average (min. 3 att.): Game: 36.00;

at Colorado, Nov. 4, 1989 (3 ret., 108 yards)

Long Punt Return, Game: 91 yards; Baylor (Del Shofner), Nov. 17, 1956

Punt Return Touchdowns, Game: 1; several times, most recent vs. Iowa, Nov. 26, 2021, (Tyler Fisher, 14 yards, blocked punt)

High Punt Returns, Season: 43; 1947 (503 yards)

Low Punt Returns, Season: 5; 1995 (12 yards)

High Punt Return Yards, Season: 503; 1947 (43 ret.)

Low Punt Return Yards, Season: 12; 1995 (5 ret.)

High Yards Per Punt Return, Season: 16.92; 1989
(13 ret., 220 yards)

Low Yards Per Punt Return, Season: 1.94; 1975
(18 ret., 35 yards)

Punt Return Touchdowns, Season: 2; 1956, 2002, 2021

Kickoff Returns

Kickoff Return Yards, Game: 248; Iowa St.,
Nov. 15, 1997 (10 returns)

Kickoff Returns, Game: 11; three times, most recent
at Hawaii, Dec. 4, 1976 (112 yards)

Kickoff Return Average (min. 3 att.), Game: 46.00;
at Wisconsin, Nov. 20, 2021 (3 ret., 138 yards)

Long Kickoff Return: 100; at Colorado (Howard Ballage),
Oct. 25, 1952; at Notre Dame (Julius Jones), Sept. 9, 2000;
Southern Miss (Tracy Lampley), Sept. 1, 2012;
at Minnesota (Rodney Smith), Nov. 11, 2017

Kickoff Return Touchdowns, Game: 1; several times,
most recent at Wisconsin (Stephen Bracey, 91 yards),
Nov. 20, 2021

High Kickoff Return Yards, Season: 1,364; 2008 (57 ret.)

Low Kickoff Return Yards, Season: 270; 2022 (15 ret.)

High Kickoff Returns, Season: 76; 1983 (1,297 yards)

Low Kickoff Returns, Season: 15; 2022 (270 yards)

High Kickoff Return Average, Season: 24.73; 2004
(30 ret., 742 yards)

Low Kickoff Return Average, Season: 10.78; 1956
(27 ret., 291 yards)

Kickoff Return Touchdowns, Season: 2; 1949, 1970, 2004, 2019

Field Goals

Field Goals Made, Game: 5; vs. Penn St. (Brian Franco),
Sept. 26, 1981; vs. Kansas (Bruce Kallmeyer), Oct. 31, 1981
at Miami (Michael Badgley), Sept. 19, 2015

Field Goal Attempts, Game: 5; 10 times, most
recent at Iowa (Keith Duncan), Nov. 27, 2020

Missed Field Goals, Game: 4; vs. Colorado (Mark Mariscal),
Nov. 24, 2000

Long Field Goal: 61; at Kansas St. (Mark Potter), Oct. 22, 1988

High Field Goals Made, Season: 20; 2010

Low Field Goals Made, Season: 0; eight times,
most recent 1957

High Field Goal Attempts, Season: 27; 2010; 2021

Low Field Goal Attempts, Season: 0; eight times, most recent 1957

High Missed Field Goals, Season: 12; 2005, 2009

Low Missed Field Goals, Season: 0; 17 times, most recent 1963

Opponent Individual Records

Top 10 Individual Rushing Games vs. NU

Rk.	Opposing Player, Date (Attempts, TDs)	Yards
1.	Melvin Gordon, at Wisconsin, Nov. 15, 2014 (25, 4)	408
2.	Jamaal Charles, at Texas, Oct. 27, 2007 (33, 3)	290
3.	Jonathan Taylor, Wisconsin, Oct. 7, 2017 (25, 2)	249
4.	Billy Sims, at Oklahoma, Nov. 24, 1979 (28, 0)	247
5.	Brad Smith, at Missouri, Oct. 22, 2005 (28, 3)	246
6.	Curt Warner, Penn St., Sept. 26, 1981 (28, 0)	238
7.	Ell Roberson, at Kansas St., Nov. 16, 2002 (29, 3)	228
	Braelon Allen, at Wisconsin, Nov. 20, 2021 (22, 3)	228
9.	Jonathan Taylor, at Wisconsin, Oct. 6, 2018 (24, 3)	221
10.	Johnathan Franklin, at UCLA, Sept. 8, 2012 (26, 0)	217

Other Opponents with 175 Yards

Melvin Gordon, Wisconsin, Dec. 1, 2012 (9, 1)	216
Billy Vessells, at Oklahoma, Nov. 25, 1950 (18, 3)	205
Jonathan Taylor, Wisconsin, Nov. 21, 2019 (25, 2)	204
Montee Ball, Wisconsin, Dec. 1, 2012 (21, 3)	202
Zach Zenner, South Dakota State, Sept. 21, 2013 (21, 2)	202
Kendall Hunter, at Oklahoma St., Oct. 23, 2010 (26, 2)	201
Chris Brown, at Colorado, Nov. 23, 2001 (24, 6)	198
Braxton Miller, at Ohio State, Oct. 6, 2012 (16, 1)	191
Barry Sanders, Okla. St., Oct. 15, 1988 (35, 4)	189
Le'Veon Bell, at Michigan State, Nov. 3, 2012 (36, 2)	188
Demmy Croft, at Minnesota, Nov. 11, 2017 (10, 3)	183
Devin Mockabee, at Purdue, Oct. 7, 2022 (30, 1)	178
Chris Polk, Washington, Dec. 30, 2010, (34, 1)	177
J.K. Dobbins, Ohio State, Sept. 28, 2019 (24, 0)	177

Bowl Game Record

Chris Polk, Washington, Dec. 30, 2010, Holiday (34, 1)	177
--	-----

Top 10 Individual Rushing Attempts vs. NU

Rk.	NU Opponent, Date (Yards, TDs)	Attempts
1.	Steve Owens, at Oklahoma, Nov. 23, 1968 (172, 5)	41
2.	Eric Bieniemy, Colorado, Nov. 3, 1990 (137, 4)	38
3.	Ricky Williams, Texas, Oct. 31, 1998 (150, 0)	37
4.	Le'Veon Bell, at Michigan State, Nov. 3, 2012 (188, 2)	36
	Robbie Rouse, Fresno St., Sept. 10, 2011 (169, 0)	36
	June Henley, Kansas, Nov. 6, 1993 (148, 1)	36
7.	Eric Ball, at UCLA, Sept. 10, 1988 (148, 0)	35
	Barry Sanders, Oklahoma St., Oct. 15, 1988 (189, 4)	35
	Stephen McGee, Oklahoma St., Oct. 13, 2007 (167, 0)	35
	Zach Zwinak, at Penn State, Nov. 23, 2013 (149, 0)	35

Bowl Game Record

Chris Polk, Washington, Dec. 30, 2010, Holiday (177 yards, 1 TD)	34
--	----

Top 10 Individual Rushing Touchdowns vs. NU

Rk.	NU Opponent, Date (Attempts-Yards)	TDs
1.	Chris Brown, at Colorado, Nov. 23, 2001 (24-198)	6
2.	Steve Owens, at Oklahoma, Nov. 23, 1968 (41-172)	5
3.	Melvin Gordon, at Wisconsin, Nov. 15, 2014 (25-408)	4
	James White, Wisconsin, Dec. 1, 2012 (15-109)	4
	Carlos Hyde, at Ohio State, Oct. 6, 2012 (28-140)	4
	Montee Ball, at Wisconsin, Oct. 1, 2011 (30-151)	4
	Brandon McAnderson, at Kansas, Nov. 3, 2007 (25-119)	4
	Jorvorskie Lane, Texas A&M, Oct. 20, 2007 (15-130)	4
	Allen Webb, at Kansas St., Oct. 23, 2004 (34-147)	4
	Eric Bieniemy, Colorado, Nov. 3, 1990 (38-137)	4
	Barry Sanders, Okla. St., Oct. 15, 1988 (35-189)	4
	James Wilder, Missouri, Nov. 18, 1978 (28-181)	4

Bowl Game Record

Josh Dobbs, Tennessee, Dec. 30, 2016, Music City Bowl	3
---	---

Top 10 Longest Rushing Touchdowns vs. NU

Rk.	NU Opponent, Date	Yards
1.	Gale Sayers, Kansas, Nov. 9, 1963	99
2.	Ell Roberson, at Kansas State, Nov. 16, 2002	91
3.	Keith Jackson, at Oklahoma, Nov. 23, 1985	88
	Jonathan Taylor, at Wisconsin, Oct. 6, 2018	88
5.	Frank Madu, Washington State, Sept. 30, 1995	87
6.	Marcus Dupree, Oklahoma, Nov. 26, 1982	86
	Jamaal Charles, at Texas, Oct. 27, 2007	86
8.	Jay Barry, Washington, Sept. 21, 1991	81
9.	Venric Mark, at Northwestern, Oct. 20, 2012	80
	Jerod Douglas, at Baylor, Oct. 11, 1997	80

Bowl Game Record

Damien Anderson, vs. Northwestern, Dec. 30, 2000, 69 Alamo Bowl	
--	--

Top 10 Individual Passing Games vs. NU

Rk.	NU Opponent, Date (Completions-Attempts)	Yards
1.	Tim Rattay, La. Tech, Aug. 29, 1998 (46-68)	590
2.	Chad May, Kansas St., Oct. 16, 1993 (30-51)	489
3.	Clay Thorson, at Northwestern, Oct. 13, 2018 (41-64)	455
4.	Nick Mullens, Southern Miss, Sept. 26, 2015 (26-41)	447
5.	Sonny Cumbie, at Texas Tech, Oct. 9, 2004 (44-56)	436
6.	Aaron Murray, Georgia, Jan. 1, 2013 (18-33)	427
7.	Jeff Handy, at Missouri, Oct. 24, 1992 (29-44)	424
8.	Nate Davis, Ball State, Sept. 22, 2007 (26-43)	422
9.	Chris Simms, Texas, Nov. 2, 2002 (29-47)	419
10.	Justice Hansen, Arkansas State, Sept. 2, 2017 (46-68)	415

Bowl Game Record

Aaron Murray, Georgia, Jan. 1, 2013	427
Capital One Bowl (18-33, 5 TD)	
Peter Tom Willis, Florida St., Jan. 1, 1990,	422
Fiesta Bowl (25-40, 5 TD)	

Top 10 Individual Passing Attempts

Rk.	NU Opponent, Date (Completions, Yards)	Attempts
1.	Tim Rattay, La. Tech, Aug. 29, 1998 (46, 590)	68
2.	Justice Hansen, Arkansas State, Sept. 2, 2017 (46, 415)	68
3.	Clayton Thorson, at Northwestern, Oct. 13, 2018 (41, 455)	64
4.	Kliff Kingsbury, Texas Tech, Oct. 20, 2001 (33, 353)	63
5.	Brian Burrell, at Fresno State, Sept. 13, 2014 (30, 241)	59
6.	Landry Jones, Oklahoma, Nov. 7, 2009 (26, 245)	58
7.	Sonny Cumbie, at Texas Tech, Oct. 9, 2004 (44, 436)	56
8.	Brad Smith, Missouri, Oct. 30, 2004 (24, 277)	56
9.	Kyle Vantrease, Georgia Southern, Sept. 10, 2022 (37, 409)	56
10.	Adam Barmann, Kansas, Sept. 30, 2006 (27, 405)	54
	C.J. Stroud, Ohio State, Nov. 6, 2021 (36, 405)	54
	Aiden O'Connell, at Purdue, Oct. 15, 2022 (35, 391)	54

Bowl Game Record

Danny McManus, Florida St., Jan. 1, 1988,	51
Fiesta Bowl (28, 375, 3 TD)	

Top 10 Individual Passing Completions

Rk.	NU Opponent, Date (Attempts, Yards)	Comp.
1.	Tim Rattay, La. Tech, Aug. 29, 1998 (68, 590)	46
2.	Justice Hansen, Arkansas State, Sept. 2, 2017 (68, 415)	46
3.	Sonny Cumbie, at Texas Tech, Oct. 9, 2004 (56, 436)	44
4.	Clayton Thorson, at Northwestern, Oct. 13, 2018 (68, 455)	41
5.	Kyle Vantrease, Georgia Southern, Sept. 10, 2022 (56, 409)	37
6.	C.J. Stroud, Ohio State, Nov. 6, 2021 (54, 405)	36
7.	Aiden O'Connell, at Purdue, Oct. 15, 2022 (54, 391)	35
8.	Cody Hodges, Texas Tech, Oct. 8, 2005 (45, 368)	34
9.	Aiden O'Connell, Purdue, Oct. 30, 2021 (45, 233)	34
10.	Kliff Kingsbury, Texas Tech, Oct. 20, 2001 (63, 353)	33
	Chase Daniel, at Missouri, Oct. 6, 2007 (47, 401)	33
	Steven Montez, Colorado, Sept. 8, 2018 (50, 351)	33
	Jack Plummer, at Purdue, Dec. 5, 2020 (47, 334)	33

Bowl Game Record

Danny McManus, Florida St., Jan. 1, 1988,	28
Fiesta Bowl (51, 375, 3 TD)	

Top 10 Completion Percentage (min. 15 att.)

Rk.	NU Opponent, Date (Completions-Attempts)	Pct.
1.	Justin Fields, at Ohio State, Oct. 24, 2020 (20-21)	95.2
2.	Tommy Devito, Illinois, Oct. 29, 2022 (20-22)	90.9
3.	Tanner Morgan, at Minnesota, Oct. 16, 2021 (20-24)	83.3
4.	Jason White, at Oklahoma, Nov. 13, 2004 (29-35)	82.9
5.	J.T. Barrett, Ohio State, Oct. 14, 2017 (27-33)	81.8
6.	Graham Harrell, at Texas Tech, Oct. 11, 2008 (20-25)	80.0
7.	Artur Sitkowski, at Illinois, Aug. 28, 2021 (12-15)	80.0
8.	Sonny Cumbie, at Texas Tech, Oct. 9, 2004 (44-56)	78.6
9.	Chase Daniel, Missouri, Oct. 4, 2008 (18-23)	78.3
10.	Cody Hodges, Texas Tech, Oct. 8, 2005 (34-45)	75.6
	Aiden O'Connell, Purdue, Oct. 30, 2021 (34-45)	75.6

Bowl Game Record

Shawn Jones, vs. Georgia Tech, Jan. 1, 1991,	69.6
Citrus Bowl (16-23, 277 yards, 2 TD)	

Top 10 Passing Touchdowns in a Game

Rk.	NU Opponent, Date	TDs
1.	Todd Reesing, at Kansas, Nov. 3, 2007	6
2.	Sonny Cumbie, at Texas Tech, Oct. 9, 2004	5
	Sam Bradford, at Oklahoma, Nov. 1, 2008	5
	Aaron Murray, Georgia, Jan. 1, 2013	5
	J.T. Barrett, at Ohio State, Oct. 14, 2017	5
6.	Tony Pounds, Oklahoma State, Oct. 24, 1970	4
	Scott Mitchell, Utah, Sept. 16, 1989	4
	Tim Rattay, Louisiana Tech, Aug. 29, 1998	4
	Cody Hodges, Texas Tech, Oct. 8, 2005	4
	Keith Price, Washington, Sept. 17, 2011	4
	Brett Hundley, at UCLA, Sept. 8, 2012	4
	Bret Smith, Wyoming, Aug. 31, 2013	4
	David Blough, at Purdue, Oct. 31, 2015	4
	Connor Cook, Michigan State, Nov. 7, 2015	4
	J.T. Barrett, at Ohio State, Nov. 5, 2016	4
	Aiden O'Connell, at Purdue, Oct. 15, 2022	4

Bowl Game Record

Peter Tom Willis, Florida St., Jan. 1, 1990, Fiesta Bowl	5
Aaron Murray, Georgia, Jan. 1, 2013, Capital One Bowl	5

Most Interceptions Thrown in a Game

Rk.	NU Opponent, Date (Attempts)	INTs
1.	Lynn Dickey, Kansas St., Nov. 14, 1970 (47)	7
2.	Landry Jones, Oklahoma, Nov. 7, 2009 (58)	5
	Josh Allen, Wyoming, Sept. 10, 2016 (32)	5
4.	Jeff Rutledge, Alabama, Sept. 17, 1977 (32)	5
	Nathan Enderle, Idaho, Sept. 11, 2010 (31)	5
6.	Brent Blackman, at Oklahoma St., Oct. 23, 1971 (22)	4
	Darrell Ray Dickey, at Kansas St., Nov. 10, 1979 (23)	4
	Jack Trudeau, Illinois, Sept. 21, 1985 (51)	4
	Frank Dolce, Utah, Sept. 5, 1992 (38)	4
	Jeff Kelly, Southern Miss, Sept. 18, 1999 (45)	4
	Randy McCown, Texas A&M, Nov. 6, 1999 (30)	4
	Steve LaFalce, Western Illinois, Sept. 4, 2004 (26)	4

Bowl Game Record

Paul Gilbert, vs. Georgia, Dec. 20, 1969,	5
Sun Bowl (30)	

Most Passes Without an Interception

Rk.	NU Opponent, Date	Attempts
1.	Brian Burrell, at Fresno State, Sept. 13, 2014	59
2.	Joel Stave, Wisconsin, Oct. 10, 2015	50
3.	Chase Daniel, at Missouri, Oct. 6, 2007	47
	Jack Plummer, at Purdue, Dec. 5, 2020	47
5.	David Archer, Iowa St., Nov. 5, 1983	46
	Paul Watson, Kansas St., Oct. 19, 1991	46
7.	Wes Lunt, at Illinois, Oct. 3, 2015	45
	Aidan O'Connell, Purdue, Oct. 30, 2021	45
9.	Eli Manning, vs. Mississippi, Dec. 27, 2002,	44
	Independence Bowl	
	Josh Freeman, Kansas State, Nov. 10, 2007	44

Bowl Game Record

Eli Manning, Mississippi, Dec. 27, 2002,	44
Independence Bowl	

Top 10 Individual Total Offense Yards

Rk.	NU Opponent, Date (Rush, Pass)	Yards
1.	Tim Rattay, La. Tech, Aug. 29, 1998 (-22, 590)	568
2.	Brad Smith, at Missouri, Oct. 22, 2005 (246, 234)	480
3.	Nate Davis, Ball State, Sept. 22, 2007 (422, 57)	479
4.	Bret Smith, Wyoming, Aug. 31, 2013 (92, 383)	475
5.	Chase Daniel, at Missouri, Oct. 6, 2007 (401, 72)	473
6.	Chad May, Kansas St., Oct. 16, 1993 (-28, 489)	461
7.	Clayton Thorson, at Northwestern, Oct. 13, 2018 (-7, 455)	448
8.	Sonny Cumbie, at Texas Tech, Oct. 9, 2004 (-3, 436)	433
9.	Aaron Murray, Georgia, Jan. 1, 2013 (3, 427)	430
10.	Nick Mullens, Southern Miss, Sept. 26, 2015 (-25, 447)	422

Bowl Game Record

Aaron Murray, Georgia, Jan. 1, 2013	430
Capital One Bowl (3, 427)	

Top 10 Individual Total Offense Attempts

Rk.	NU Opponent, Date (Rush, Pass)	Attempts
1.	Brad Smith, Missouri, Oct. 30, 2004 (21, 56)	77
2.	Tim Rattay, La. Tech, Aug. 29, 1998 (6, 68)	74
3.	Kliff Kingsbury, Texas Tech, Oct. 20, 2001 (7, 63)	70
4.	Brian Burrell, at Fresno State, Sept. 13, 2014 (9, 59)	68
5.	Brad Smith, at Missouri, Oct. 22, 2005 (28, 36)	64
6.	Bret Meyer, Iowa State, Sept. 29, 2007 (51, 12)	63
7.	Paul Watson, Kansas St., Oct. 19, 1991 (16, 46)	62
8.	Landry Jones, Oklahoma, Nov. 7, 2009 (3, 58)	61
9.	Jack Trudeau, Illinois, Sept. 21, 1985 (8, 51)	59
10.	Randy Essington, at Colorado, Oct. 9, 1982 (7, 51)	58
	Sonny Cumbie, at Texas Tech, Oct. 9, 2004 (2, 56)	58
	Adam Barmann, Kansas, Sept. 30, 2006 (4, 54)	58
	Chase Daniel, at Missouri, Oct. 6, 2007 (11, 47)	58
	C.J. Stroud, Ohio State, Nov. 6, 2021 (4, 54)	58
	Kyle Vantrease, Georgia Southern, Sept. 10, 2022 (2, 56)	58

Bowl Game Record

Danny McManus, Florida St., Jan. 1, 1988	56
Fiesta Bowl (5, 51)	
Chad Henne, Michigan, Dec. 28, 2005,	56
Alamo Bowl (13, 43)	

Top 10 Individual Receiving Yards

Rk.	NU Opponent, Date (Receptions, TDs)	Yards
1.	Troy Edwards, La. Tech, Aug. 29, 1998 (21, 3)	405
2.	Jaxon Smith-Njigba, Ohio State, Nov. 6, 2021 (15, 1)	240
3.	Rod Moore, Utah St., Sept. 7, 1991 (12, 3)	220
	Flynn Nagel, at Northwestern, Oct. 13, 2018 (12, 2)	220
5.	Dante Love, Ball St., Sept. 22, 2007 (10, 1)	214
6.	Curtis Mayfield, at Okla. St., Oct. 21, 1989 (6, 1)	208
7.	Keith Poole, Arizona St., Sept. 16, 1995 (6, 3)	200
8.	Quincy Morgan, at Kansas St., Nov. 11, 2000 (7, 2)	199
	Andre Johnson, Miami, Jan. 3, 2002, Rose Bowl (7, 2)	199
10.	Jerome Pathon, at Washington, Sept. 20, 1997 (5, 0)	195

Bowl Game Record

Andre Johnson, Miami, Jan. 3, 2002, Rose Bowl (7, 2)	199
--	-----

Top 10 Individual Receptions in a Game

Rk.	NU Opponent, Date (Yards, TDs)	Rec.
1.	Troy Edwards, La. Tech, Aug. 29, 1998 (405, 3)	21
2.	Jaxon Smith-Njigba, Ohio State, Nov. 6, 2021 (240, 1)	15
3.	Whop Philyor, Indiana, Oct. 26, 2019 (178, 0)	14
4.	Roy Williams, Texas, Nov. 2, 2002 (161, 2)	13
	Rondale Moore, at Purdue, Dec. 5, 2020 (78, 0)	13
6.	Rod Moore, Utah St., Sept. 7, 1991 (220, 3)	12
	Darnell McDonald, at Kansas St., Nov. 14, 1998 (183, 2)	12
	Nehemiah Glover, at Texas Tech, Oct. 9, 2004 (74, 1)	12
	Derwin Burgess Jr., Georgia Southern, Sept. 10, 2022 (119, 0)	12
	Charlie Jones, at Purdue, Oct. 7, 2022 (132, 2)	12

Bowl Game Record

Ray Perkins, Alabama, Jan. 1, 1966, Orange Bowl (159, 2)	9
Andy Hamilton, LSU, Jan. 1, 1971, Orange Bowl (146, 0)	9

Top 10 Touchdown Receptions in a Game

Rk.	NU Opponent, Date (Rec., Yards)	TDs
1.	Keith Krepfle, at Iowa St., Nov. 11, 1972 (7, 116)	3
	Rod Moore, Utah St., Sept. 7, 1991 (12, 220)	3
	Keith Poole, Arizona St., Sept. 16, 1995 (6, 200)	3
	Joel Filani, Texas Tech, Oct. 8, 2005 (11, 163)	3
	Troy Edwards, La. Tech, Aug. 29, 1998 (21, 405)	3
	Dezmon Briscoe, at Kansas, Nov. 3, 2007 (5, 52)	3
7.	45 times, most recent, Roman Wilson (4 rec., 58 yards) Michigan, Sept. 30, 2023	2

Bowl Game Record

9 times, most recent, Chris Conley, Georgia, Jan. 1, 2013, Capital One Bowl	2
---	---

Top 10 Longest Touchdown Receptions

Rk.	NU Opponent, Date	Yards
1.	Joe Stewart (Pete Woods), Missouri, Oct. 23, 1976	98
2.	K.D. Nixon (Steven Montez), at Colorado, Sept. 7, 2019	96
3.	Troy Edwards (Tim Rattay), La. Tech, Aug. 29, 1998	94
4.	D.J. Moore (Max Bortenschlager), Maryland, Nov. 19, 2016	92
5.	David Bell (Jack Plummer), at Purdue, Dec. 5, 2020	89
6.	DeAngelo Yancey (David Blough), Purdue, Oct. 22, 2016	88
7.	Eugene Goodlow (Dan Manucci), Kansas St., Oct. 14, 1978	87
	Chris Conley (Aaron Murray), Georgia, Jan. 1, 2013	87
9.	Ralph McFillen (Larry Corrigan), Kansas St., Oct. 20, 1962	86
10.	Dick Graham (Tony Pounds), Okla. St., Oct. 24, 1970	84

Bowl Game Record

Chris Conley (Aaron Murray), Georgia, Jan. 1, 2013, Capital One Bowl	87
--	----

Top 10 Individual Total Tackles vs. NU

Rk.	NU Opponent, Date (UT, AT)	Tackles
1.	Ryan Greenhagen, Fordham, Sept. 4, 2021 (13, 18)	31
2.	Larry Gosney, at Okla. St., Oct. 26, 1968 (0, 29)	29
3.	Brian Refner, Iowa St., Nov. 9, 1985 (19, 9)	28
4.	Phil Irwin, at Colorado, Oct. 31, 1970 (8, 16)	24
5.	Rocky Martin, at Colorado, Nov. 16, 1968 (3, 20)	23
	Mike Leaders, Iowa St., Nov. 17, 1979 (15, 8)	23
7.	Wayne King, at Minnesota, Sept. 28, 1968 (4, 18)	22
	William Light, at Minnesota, Oct. 3, 1970 (8, 14)	22
	Terry Beeson, at Kansas, Oct. 30, 1976 (15, 7)	22
10.	Chris Garlich, Missouri, Nov. 18, 1978 (11, 10)	21
	Dick Chapura, at Missouri, Oct. 19, 1985 (9, 12)	21

Long Interception Returns for Touchdown

Rk.	NU Opponent, Date	Yards
1.	Gary Hohman, at Minnesota, Oct. 4, 1969	99
2.	Aaron Sam, McNeese State, Sept. 6, 2014	98
3.	Shawun Lurry, Northern Illinois, Sept. 17, 2017	87
4.	Jonathon Amaya, Nevada, Sept. 1, 2007	80
5.	Chris Orr, Wisconsin, Oct. 7, 2017	78
6.	Jeff Raymond, Colorado, Oct. 21, 1967	76
7.	Dick Anderson and Mike Veeder, Colorado, Oct. 21, 1967	73
8.	Nick VanHoose, Northwestern, Oct. 24, 2015	72
9.	Darryl Lowe, Texas Christian, Sept. 27, 1975	70
10.	Bill Roe, Colorado, Oct. 27, 1979	69

Bowl Game Record

James Lewis, vs. Miami, Jan. 3, 2002, Rose Bowl	47
---	----

Longest Punt Returns for Touchdown

Rk.	NU Opponent, Date	Yards
1.	Del Shofner, Baylor, Nov. 17, 1956	91
2.	Wes Welker, Texas Tech, Oct. 20, 2001	85
3.	Joey Getherall, at Notre Dame, Sept. 9, 2000	83
4.	Bill Brennan, at Iowa St., Nov. 1, 1913	80
	Billy Crockett, at Minnesota, Sept. 26, 1964	80
6.	Corey Brown, at Ohio State, Oct. 6, 2012	76
7.	Darryl Henley, at UCLA, Sept. 10, 1988	75
8.	Larry Grigg, Oklahoma, Nov. 24, 1951	72
9.	Devon Wylie, Fresno St., Sept. 10, 2011	67

Bowl Game Record

Never Accomplished

Long Kickoff Returns for Touchdown

Rk.	NU Opponent, Date	Yards
1.	Howard Ballage, at Colorado, Oct. 21, 1978	100
	Julius Jones, at Notre Dame, Sept. 9, 2000	100
	Tracy Lampley, Southern Miss, Sept. 1, 2012	100
	Rodney Smith, at Minnesota, Nov. 11, 2017	100
5.	Dick Graham, Oklahoma St., Oct. 24, 1970	98
	Howard Ballage, Colorado, Oct. 22, 1977	98
	James Norris, Western Illinois, Sept. 4, 2004	98
	Brandon Banks, at Kansas State, Nov. 15, 2008	98
	Adoree Jackson, vs. USC, Dec. 27, 2014	98
	Aron Cruikshank, at Rutgers, Dec. 18, 2020	98

Bowl Game Record

Adoree Jackson, vs. USC, Dec. 27, 2014, Holiday Bowl	98
--	----

Most Field Goals Against Nebraska

Rk.	NU Opponent, Date (FGA)	FGM
1.	Brian Franco, Penn St., Sept. 26, 1981 (5)	5
	Bruce Kallmeyer, Kansas, Oct. 31, 1981 (5)	5
	Michael Badgley, at Miami, Sept. 19, 2015 (5)	5
4.	Mark Zetterberg, at Colorado, Oct. 9, 1976 (4)	4
	Bill Capece, Florida St., Oct. 4, 1980 (4)	4
	Jeff Jacke, Missouri, Oct. 29, 1988 (4)	4
	Ty Stewart, at Iowa St., Nov. 14, 1992 (5)	4
	Jeremy Aldrich, Colorado, Nov. 29, 1996 (4)	4
	Mason Crosby, Colorado, Nov. 26, 2004 (4)	4
	Dustin Keys, Virginia Tech, Sept. 27, 2008 (4)	4
	Marshall Morgan, Georgia (Gator Bowl), Jan. 1, 2014 (4)	4
	Keith Duncan, at Iowa, Nov. 27, 2020 (5)	4
	Jake Moody, Michigan, Oct. 9, 2021 (4)	4
	Noah Ruggles, Ohio State, Nov. 6, 2021 (4)	4
	Caleb Shudak, Iowa, Nov. 27, 2021 (4)	4

Bowl Game Record

Scott Bentley, vs. Florida St., Jan. 1, 1994	4
Orange Bowl (5)	
Marshall Morgan, vs. Georgia, Jan. 1, 2014	4
Gator Bowl (4)	

Longest Field Goals Against Nebraska

Rk.	NU Opponent, Date	Yards
1.	Mark Porter, at Kansas St., Oct. 22, 1988	61
2.	Dave DeLine, at Colorado, Oct. 25, 1986	57
	Grant Mahoney, at Iowa State, Nov. 6, 2010	57
4.	Jeff Wolfert, Missouri, Nov. 4, 2006	54
5.	Jeff Snodgrass, at Kansas State, Oct. 14, 2006	53
6.	Al Del Greco, Auburn, Oct. 3, 1981	52
	Grant Mahoney, Iowa State, Oct. 24, 2009	52
	Brendan Gibbons, Michigan, Oct. 27, 2012	52
9.	Abby Daigle, at Oklahoma St., Oct. 27, 1973	51
	Chris Dennis, Miami, Oct. 2, 1976	51
	Kris Thompson, at Kansas St., Oct. 8, 1977	51
	Brad Burditt, Missouri, Oct. 23, 1982	51
	Jeff Jacke, Missouri, Oct. 29, 1988	51
	Jamie Rheem, at Kansas St., Oct. 5, 1996	51
	Fred Waczewski, Central Florida, Sept. 13, 1997	51
	Sam Swank, Wake Forest, Sept. 10, 2005	51
	Caleb Shudak, Iowa, Nov. 27, 2021	51

Bowl Game Record

Juan Bentanzos, vs. LSU, Jan. 1, 1983, Orange Bowl	49
--	----

Longest Punts Against Nebraska

Rk.	NU Opponent, Date	Yards
1.	Don Birdsey, Kansas St., Nov. 8, 1980	93
2.	Todd Sauerbrun, vs. West Virginia, Aug. 28, 1994	90
3.	Chris Salani, at Michigan St., Sept. 9, 1995	83
4.	Kyle Vantrease, Buffalo, Sept. 11, 2021	81
5.	Doug Myers, at Iowa St., Nov. 13, 1982	80
	Judge Johnston, at Iowa St., Nov. 5, 1988	80
	Vince Sebo, Missouri, Oct. 24, 1998	80
8.	Mike Preacher, Oregon, Sept. 27, 1986	78
	Quinn Sharp, at Oklahoma St., Oct. 23, 2010	78
10.	Jonny Linehan, BYU, Sept. 5, 2015	77

Bowl Game Record

Chris Hogue, vs. Tennessee, Jan. 2, 1998, Orange Bowl	78
---	----

Annual Team Offensive Statistics

Year	Games	First Downs	Total Off. Avg.	Total Off. Yards	Rush Avg.	Rush Yards	Pass Avg.	Pass Yards	Avg. Points
1946	9	8.4	192.8	1,735	131.4	1,183	61.3	552	14.0
1947	9	6.2	141.7	1,275	102.0	918	39.7	357	8.1
1948	10	10.3	222.9	2,229	100.6	1,006	122.3*	1,223	15.2
1949	9	9.3	225.4	2,029	153.1	1,378	72.3	651	13.8
1950	9	18.8	407.3 (9)	3,666	321.6 (3)	2,894	85.8	772	29.7
1951	10	12.0	232.1	2,321	128.7	1,287	103.4	1,034	12.1
1952	10	16.7	329.1	3,291	250.4 (12)	2,504	78.7	787	17.3
1953	10	12.7	239.7	2,397	162.5	1,625	77.2	772	11.9
1954	10	15.3	335.7	3,357	265.6 (10)	2,656	70.1	701	22.6
1955	10	13.1	237.9	2,379	163.2	1,632	74.7	747	12.7
1956	10	13.7	255.7	2,557	201.2	2,012	54.5	545	12.5
1957	10	11.3	195.3	1,953	152.5	1,525	42.8	428	6.7
1958	10	9.0	154.8	1,548	113.5	1,442	41.3	1,135	7.1
1959	10	11.6	187.5	1,875	148.0	1,480	39.5	395	10.8
1960	10	9.6	181.2	1,812	149.1	1,491	32.1	321	9.5
1961	10	10.6	205.5	2,055	140.4	1,404	65.1	651	11.9
1962	10	18.7	347.5 (11)	3,475	245.5 (9)	2,455	102.0	1,020	25.7 (12)
1963	10	18.5	347.4* (8)	3,474	262.4* (1)	2,624	85.0	850	26.0* (5)
1964	10	18.6	348.5* (6)	3,485	226.5 (6)	2,265	122.0*	1,220	24.9* (7)
1965	10	20.4	404.0* (2)	4,040	290.0* (1)	2,900	114.0	1,140	32.1* (2)
1966	10	18.8	318.8*	3,188	192.4*	1,984	120.4	1,204	21.6
1967	10	17.2	317.1	3,171	162.5	1,625	154.7*	1,547	12.7
1968	10	16.3	279.2	2,792	150.2	1,502	129.0	1,290	15.5
1969	10	21.1	371.8	3,718	172.3	2,088	199.5	1,995	20.9
1970	11	22.8	421.3 (11)	4,634	232.2	2,554	189.1	2,080	37.2* (2)
1971	12	23.3	437.7 (8)	5,252	258.3	3,100	179.3*	2,152	39.1 (3)
1972	11	24.1	441.5 (3)	4,857	220.5	2,426	221.0* (8)	2,431	41.9* (2)
1973	11	20.5	396.0	4,356	225.4	2,479	170.6	1,877	26.1
1974	11	21.7	412.0 (7)	4,514	259.8	2,840	152.2*	1,674	32.7 (6)
1975	11	23.0	406.2 (13)	4,468	247.8	2,726	158.4	1,742	32.1* (6)
1976	12	21.4	407.8 (10)	4,894	219.8	2,638	188.0*	2,256	32.4 (5)
1977	11	21.5	415.4* (13)	4,569	302.5 (7)	3,328	112.8	1,241	26.7
1978	11	25.6	501.4* (1)	5,519	337.7 (2)	3,719	163.6	1,800	38.2 (2)
1979	11	24.9	464.8* (5)	5,113	345.1 (3)	3,796	119.7	1,317	33.3 (7)
1980	11	26.6	506.9* (2)	5,576	378.3* (1)	4,161	128.6	1,415	39.9* (2)
1981	11	22.7	437.5* (6)	4,812	330.5 (2)	3,635	107.0	1,177	31.7* (8)
1982	12	27.4	518.6* (1)	6,223	394.3* (1)	4,732	124.3	1,491	41.1* (1)
1983	12	26.5	546.7* (2)	6,560	401.7* (1)	4,820	145.0	1,740	52.0* (1)
1984	11	22.3	427.5* (12)	4,703	311.1* (3)	3,422	116.5	1,281	32.6* (6)
1985	11	21.6	472.5* (2)	5,197	374.3* (1)	4,117	98.2	1,080	36.2* (5)
1986	11	22.5	403.1	4,434	305.5 (2)	3,360	97.6	1,074	37.8 (3)
1987	11	24.2	489.0 (2)	5,379	373.5 (3)	4,108	115.5	1,271	38.5 (3)
1988	12	24.3	477.9 (7)	5,735	382.3* (1)	4,588	95.6	1,147	39.5 (6)
1989	11	24.7	513.3* (3)	5,646	375.3* (1)	4,128	138.0	1,518	44.7* (2)
1990	11	22.3	444.4* (13)	4,888	340.0* (2)	3,740	104.4	1,148	37.5* (6)
1991	11	24.6	506.5* (3)	5,571	353.2* (1)	3,885	153.3	1,686	41.3* (3)
1992	11	22.2	438.2 (11)	4,820	328.2* (1)	3,610	110.0	1,210	38.8* (2)
1993	11	21.7	425.0 (23)	4,675	287.9* (3)	3,167	137.1	1,508	38.3* (5)
1994	12	24.4	477.8 (5)	5,734	340.0* (1)	4,080	137.8	1,654	36.3* (6)
1995	11	27.1	556.3* (2)	6,119	399.8* (1)	4,398	156.5	1,721	52.4* (1)
1996	12	22.8	422.4	5,069	291.9* (4)	3,503	130.5	1,566	42.7* (4)
1997	12	26.0	513.7* (1)	6,164	392.6* (1)	4,711	121.1	1,453	47.1* (1)
1998	12	21.3	384.9	4,619	253.8* (6)	3,045	131.2	1,574	31.9 (12)
1999	12	18.6	392.2	4,706	265.9 (4)	3,191	126.3	1,515	34.3 (12)
2000	11	22.9	459.9* (6)	5,059	349.3* (1)	3,842	110.6	1,217	41.5* (4)
2001	12	22.4	451.2* (12)	5,414	314.7* (1)	3,776	136.5	1,638	37.4 (7)
2002	14	18.7	373.1* (4)	5,224	268.7 (4)	3,762	104.4	1,462	27.4
2003	13	18.2	345.0	4,485	235.6 (7)	3,063	109.4	1,422	24.8
2004	11	17.6	363.2	3,995	176.3	1,939	186.9	2,056	25.0
2005	12	18.4	320.3	3,844	96.0	1,152	224.3	2,692	24.7
2006	14	20.4	414.6 (14)	5,804	170.5	2,387	244.1	3,417	30.6
2007	12	24.3	468.2 (9)	5,619	144.4	1,733	323.8 (7)	3,886	33.4
2008	13	22.7	450.8 (12)	5,860	169.8	2,207	281.0 (15)	3,653	35.4
2009	14	16.1	322.8	4,519	147.1	2,059	175.7	2,460	25.1
2010	14	18.1	398.1	5,574	247.6* (9)	3,466	150.6	2,108	30.9
2011	13	20.4	379.9	4,939	217.2 (15)	2,824	162.7	2,115	29.2
2012	14	23.6	460.8*	6,451	253.4* (8)	3,547	207.4	2,904	34.8
2013	13	22.2	412.4	5,361	215.7	2,804	196.7	2,557	31.9
2014	13	22.3	452.3	5,880	240.2	3,123	212.1	2,757	37.8 (12)
2015	13	22.8	446.9	5,810	180.0	2,340	266.9	3,470	32.8
2016	13	20.5	380.8	4,951	169.2	2,199	211.7	2,752	26.5
2017	12	19.7	385.0	4,620	107.5	1,290	277.5	3,330	25.8
2018	12	23.2	456.2	5,474	209.0	2,508	247.2	2,966	30.0
2019	12	20.8	415.8	4,990	203.3	2,439	212.6	2,551	28.0
2020	8	21.4	391.5	3,132	201.4	1,855	190.1	1,521	23.1
2021	12	21.7	447.6	5,371	181.2	2,174	266.4	3,197	27.9
2022	12	18.1	344.2	4,130	123.3	1,480	220.8	2,650	22.6
2023	12	16.5	312.8	3,753	176.8	2,122	135.9	1,631	18.0

Annual Team Offensive Statistics

Year	Total Points	Tds	FGM-FGA	NU Punt Avg.	NU Net Punt Avg.	PR Avg.	KOR Avg.	Fumbles Fum.	Lost	INT	Tot. Tos	NU Margin	NU Pen./Yds.
1946	126	19	0-0	34.6	29.9	12.6	16.6	19	10	11	21	+9	54/440
1947	73	11	0-0	39.2	31.7	10.0	15.9	27	14	16	30	-8	49/428
1948	152	21	0-0	34.8	32.2	12.6	18.2	26	14	14	28	+6	73/585
1949	124	19	0-0	32.4	27.4	15.6 (13)	20.8	18	9	10	19	+15	79/550
1950	265	40	0-0	36.3	31.9	10.9	18.9	23	11	7	18	+12	49/365
1951	121	18	0-0	36.2	30.8	10.2	19.6	31	18	19	37	-5	67/419
1952	173	25	1-1	35.7	30.5	11.6	23.5 (5)	34	18	14	32	-3	56/559
1953	119	17	2-2	30.3	26.2	7.6	15.8	24	18	6	24	+5	35/250
1954	226	34	1-1	36.7	32.0	10.3	19.0	45	26	10	36	-3	50/499
1955	127	18	3-3	35.0	29.1	7.4	16.6	34	19	9	28	even	54/396
1956	125	18	2-2	36.1	30.4	12.6	18.4	38	21	11	32	even	36/368
1957	67	10	1-1	36.6	29.7	7.7	17.7	42	18	18	36	-2	36/255
1958	71	10	1-1	38.2 (12)	35.1	14.0 (8)	20.5	33	13	12	25	-4	48/378
1959	108	15	3-3	35.5	32.7	11.2	19.7	26	14	12	26	-2	36/321
1960	95	13	2-2	37.6	36.0	17.4 (3)	18.8	31	18	8	26	-3	33/324
1961	119	17	3-3	38.2	35.1	7.7	14.8	21	10	6	16	+12	44/473
1962	257	37	0-0	36.2	32.7	7.8	20.0	32	15	10	25	-6	49/428
1963	260	36	3-3	33.3	NA	7.9	15.9	31	15	7	22	+6	50/480
1964	249	36	0-1	33.3	29.2	8.7	22.3	26	10	13	23	-1	56/532
1965	321	45	3-6	34.9	30.5	13.4	20.2	30	13	12	25	+8	55/496
1966	216	30	5-8	38.5	35.4	10.8	18.9	29	18	9	27	+5	45/429
1967	127	16	6-11	35.1	35.4	7.6	17.7	46	25	15	40	-18	42/475
1968	155	20	6-12	36.8	34.7	8.1	17.4	33	20	11	31	-10	46/428
1969	209	27	7-23	37.3	32.5	8.6	18.4	32	16	13	29	+6	44/327
1970	411	55	8-13	38.7	35.9	12.2	22.0	29	18	10	28	+17	72/683
1971	469	65	5-10	36.9	35.2	15.6 (4)	21.9	21	15	6	21	+26	60/634
1972	461	64	6-14	39.5	35.7	15.7 (2)	19.1	26	20	20	40	-4	45/442
1973	287	39	7-12	40.3	36.6	10.4	17.6	29	16	15	31	+1	51/497
1974	360	49	6-14	37.1	36.9	10.4	18.7	34	18	11	29	+6	39/359
1975	353	46	11-18	39.9 (9)	39.3	7.4	22.3	29	15	5	20	+14	60/620
1976	389	52	11-18	40.8 (11)	39.6	7.0	20.1	34	26	13	39	+4	56/579
1977	294	37	12-18	41.1	38.6	6.8	17.6	29	20	9	29	+1	57/558
1978	421	56	10-18	39.2	37.1	13.0 (4)	18.7	34	20	8	28	+6	55/554
1979	366	48	12-16	39.2	37.8	5.7	20.9	33	21	8	29	+1	62/633
1980	435	60	5-10	35.7	34.1	8.1	24.6 (7)	44	21	6	27	+8	59/603
1981	349	45	11-19	42.6 (6)	40.7	11.9 (6)	22.5 (12)	43	24	11	35	+7	58/567
1982	493	68	8-13	37.1	34.8	15.5 (2)	20.5	34	18	4	22	+9	64/539
1983	624	89	3-4	40.6	38.9	9.6	18.8	44	15	6	21	+15	63/561
1984	359	49	5-12	40.3	38.4	12.3 (4)	23.3 (6)	43	24	9	33	-5	55/503
1985	398	50	15-24	41.7 (9)	39.9	8.4	26.4 (2)	42	20	11	31	+6	32/278
1986	416	55	10-13	39.7	37.5	14.6 (2)	19.5	33	17	10	27	+1	76/657
1987	423	58	6-8	37.6	34.7	11.4 (13)	20.6	32	19	11	30	even	73/616
1988	474	64	9-13	40.6	36.5	11.3 (9)	20.0	25	12	9	21	+4	82/702
1989	492	65	10-13	38.5	32.5	11.9	19.7	32	14	3	17	+14	71/634
1990	413	53	14-19	40.4 (9)	38.2	13.6 (8)	27.8* (1)	29	13	12	25	+8	49/458
1991	454	61	11-18	41.0	34.9	8.6	19.7	16	9	8	17	+14	53/455
1992	427	58	7-10	43.2	41.7* (1)	11.4	20.7	20	5	7	12	+18	74/612
1993	421	58	6-11	41.2	39.3 (6)	9.1	20.5	17	10	6	16	+3	59/494
1994	435	59	7-14	42.6	41.2 (2)	8.6	22.8 (13)	27	13	7	20	+1	76/670
1995	574	77	13-16	38.6	38.1 (17)	11.0	21.0	28	9	6	15	+13	47/434
1996	512	68	12-19	43.9	41.0 (8)	10.6	25.2* (6)	37	19	3	22	+11	71/623
1997	565	73	18-21	37.5	35.2 (14)	11.8	24.3 (7)	36	17	4	21	+3	57/498
1998	383	49	14-21	43.8	39.4 (7)	11.5	21.0	27	13	5	18	+9	61/536
1999	411	52	14-20	43.6	39.4	10.9	18.4	49	25	5	30	+5	63/566
2000	456	63	5-10	41.3	34.5	11.0	16.7	26	9	8	17	+2	71/622
2001	449	60	12-17	41.1	37.0	13.1 (14)	25.2 (8)	24	14	11	25	+1	69/674
2002	383	48	16-20	42.1	38.2 (5)	16.3 (5)	22.3	30	12	12	24	-3	85/784
2003	322	40	15-24	44.3	40.1* (9)	9.7	24.3	30	14	10	24	+23*	89/710
2004	275	37	6-12	40.7	38.4	5.8	19.7	25	10	23	33	-12	75/561
2005	296	34	19-23	45.9	39.8* (2)	12.9	19.7	27	11	13	24	-2	89/693
2006	428	59	5-7	39.1	37.2	8.2	17.4	25	17	8	25	even	74/614
2007	401	53	9-9	40.3	36.3	8.2	21.9	19	11	17	28	-17	77/589
2008	460	58	18-21	38.5	32.1	12.1	21.8	31	17	11	28	-11	94/800
2009	352	40	24-28	41.2	34.7	11.6	24.1	21	11	12	23	+5	100/894
2010	432	48	18-19	43.2	37.7	12.9* (14)	22.9	45	16	8	24	-1	109/993
2011	379	46	19-23	44.5 (10)	38.3	7.7	25.5 (9)	32	11	8	19	-1	86/688
2012	487	61	20-27	41.2	35.4	9.3	21.6	35	22	13	35	-12	88/847
2013	415	54	13-14	41.6	37.9	3.0	22.8	32	16	13	29	-11	76/665
2014	491	64	15-22	41.1	37.3	15.9* (5)	20.8	27	13	12	25	-2	75/655
2015	427	52	21-27	43.6	39.4	10.4	17.6	11	6	21	27	-12	94/829
2016	345	44	12-15	38.3	33.6	7.3	21.5	16	5	9	14	+5	75/695
2017	309	39	12-14	42.1	38.9	6.2	22.6	12	2	17	19	-7	75/728
2018	360	45	14-18	42.0	37.0	9.4	15.8	28	11	11	22	-2	92/850
2019	336	43	12-20	40.9	39.4	8.0	18.1	27	12	9	18	even	61/518
2020	185	21	13-15	39.7	34.7	13.3	18.3	22	9	9	21	-11	54/485
2021	335	45	8-16	40.3	35.5	2.7	15.6	16	7	11	18	-5	63/540
2022	271	35	9-12	43.5	39.0	15.4	17.1	14	6	13	19	-3	65/510
2023	216	27	9-15	40.6	37.2	3.0	22.3	31	15	16	31	-17	61/513

Annual Team Defensive Statistics

Year	Games	First Downs	Opp. Total Off. Avg.	Opp. Total Off. Yards	Opp. Rush Avg.	Opp. Rush Yards	Opp. Pass Avg.	Opp. Pass Yards	Opp. Avg. Pts.	Opp. Points	Opp. TD	Opp. FGM-FGA
1946	9	11.6	266.1	2,395	177.0	1,593	89.1*	802	17.9	161	24	0-0
1947	9	15.3	316.7	2,850	198.7	1,788	118.0	1,062	21.2	191	28	0-0
1948	10	14.7	379.5	3,795	238.4	2,384	141.1	1,411	30.3	303	41	0-0
1949	9	11.1	266.3	2,397	200.2	1,802	66.1	595	19.1	172	27	0-0
1950	9	16.4	365.2	3,287	236.8	2,131	128.4	1,156	24.1	217	32	0-0
1951	10	16.7	361.7	3,617	225.5	2,255	136.2	1,362	25.9	259	38	1-1
1952	10	12.4	249.1	2,491	143.2	1,432	105.9	1,059	12.3	123	17	3-3
1953	10	16.0	304.9	3,049	232.2	2,322	72.7	727	18.4	184	26	1-1
1954	10	15.5	281.2	2,812	199.0	1,990	82.2	822	16.8	168	25	0-0
1955	10	15.4	278.5	2,785	233.6	2,336	44.9* (11)	449	17.6	176	26	0-0
1956	10	17.4	347.3	3,473	271.1	2,711	76.2	762	20.6	206	30	1-1
1957	10	20.5	359.3	3,593	278.7	2,787	80.6	806	24.3	243	36	0-0
1958	10	18.9	350.5	3,505	276.0	2,760	74.5 (14)	745	23.5	235	33	2-2
1959	10	14.9	273.1	2,731	187.5	1,875	85.6	856	16.0	160	21	5-6
1960	10	14.2	260.6	2,606	194.2	1,942	66.4	664	16.4	164	23	4-4
1961	10	14.7	266.4	2,664	186.4	1,864	80.0	800	13.5	135	19	4-4
1962	10	11.8	219.3	2,193	127.5	1,275	91.8	918	12.7	127	18	1-1
1963	10	11.8	212.0	2,121	99.9* (11)	999	112.1	1,121	10.7	107	15	5-5
1964	10	8.9	167.0* (2)	1,670	100.5* (15)	1,005	66.5* (3)	665	7.5 (10)	75	10	2-4
1965	10	11.2	202.8* (8)	2,028	109.2*	1,092	93.6 (14)	936	9.0 (9)	90	11	5-7
1966	10	12.6	228.0*	2,280	99.6*	996	128.4	1,284	8.4	84	11	4-5
1967	10	9.7	157.6* (1)	1,576	67.5* (4)	675	90.1* (1)	901	8.3 (3)	83	10	4-9
1968	10	14.7	259.4	2,594	136.8	1,368	122.6 (8)	1,226	16.1	161	22	4-10
1969	10	15.2	253.3*	2,533	130.4	1,304	122.9*	1,229	11.3	113	14	5-10
1970	11	16.0	306.1	3,367	148.3*	1,631	157.8	1,736	16.1	177	25	3-5
1971	12	12.8	202.9* (5)	2,435	85.9* (2)	1,031	117.0*	1,404	8.2 (3)	98	13	3-7
1972	11	11.3	217.4* (4)	2,391	108.5 (8)	1,193	108.9*	1,198	8.3 (4)	91	11	5-10
1973	11	11.7	245.8 (13)	2,704	205.9	2,265	39.9* (1)	439	14.5	160	21	6-11
1974	11	13.5	263.5	2,898	165.1	1,816	98.4	1,082	11.1 (8)	122	17	1-7
1975	11	11.4	224.1* (8)	2,465	137.7* (15)	1,515	86.4*	950	10.9	140	15	3-8
1976	12	13.1	262.3*	3,148	163.8	1,966	98.5	1,182	13.1	157	16	16-23
1977	11	16.9	301.5	3,317	207.3	2,280	94.3* (7)	1,037	16.6	183	22	9-16
1978	11	15.2	288.8	3,177	150.6*	1,657	138.2	1,520	16.8	185	26	2-6
1979	11	12.3	216.6* (5)	2,383	93.1* (2)	1,024	123.5	1,359	10.4 (9)	114	15	4-10
1980	11	13.9	210.7* (3)	2,318	88.0* (3)	968	122.7	1,350	8.5 (2)	93	11	8-9
1981	11	14.0	240.5* (6)	2,645	140.4	1,544	100.1* (1)	1,101	9.6 (4)	103	9	13-20
1982	12	16.6	290.6 (14)	3,487	125.5*	1,506	165.1	1,981	12.3 (5)	147	17	10-20
1983	12	19.7	368.3	4,420	149.4	1,793	218.9	2,627	15.5	186	22	10-15
1984	11	11.8	203.3* (1)	2,236	78.8 (4)	867	124.5* (5)	1,369	9.5* (1)	105	13	5-9
1985	11	15.2	279.1 (6)	3,070	121.2 (15)	1,333	157.9	1,737	12.4 (9)	136	16	8-10
1986	11	13.2	235.6 (2)	2,592	95.7 (9)	1,053	139.9 (11)	1,539	13.6 (7)	150	18	8-11
1987	11	15.6	264.7 (8)	2,912	107.0 (9)	1,177	157.7	1,735	12.1 (6)	133	15	8-15
1988	12	14.5	262.8* (7)	3,153	127.9*	1,535	134.8* (6)	1,618	15.2 (13)	182	21	13-15
1989	11	16.2	274.1* (8)	3,015	111.3*	1,224	162.8	1,791	15.8	174	21	9-11
1990	11	14.5	263.5* (7)	2,898	132.5	1,457	131.0* (11)	1,441	13.4 (7)	147	17	9-15
1991	11	19.0	342.9	3,772	137.8	1,516	205.1	2,256	18.9	208	25	11-14
1992	11	16.6	309.6	3,405	138.1	1,519	171.5	1,886	15.6 (13)	172	19	12-16
1993	11	16.1	307.6* (12)	3,384	143.7*	1,581	163.9* (12)	1,803	16.0* (13)	176	22	8-17
1994	12	14.7	258.8* (4)	3,106	79.3* (4)	951	179.6 (10)	2,155	12.1* (2)	145	18	7-11
1995	11	15.4	294.1 (13)	3,235	78.4* (2)	862	215.7	2,373	13.6 (4)	150	21	2-3
1996	12	14.8	255.4* (7)	3,065	83.8* (5)	1,006	171.6 (7)	2,059	12.8* (5)	153	16	12-17
1997	12	13.0	257.3 (5)	3,088	73.4* (3)	881	183.9	2,207	16.4 (12)	197	27	4-7
1998	12	16.6	313.7	3,764	116.8	1,402	196.8	2,362	15.3 (11)	183	24	6-8
1999	12	13.4	252.3 (4)	3,027	77.1 (6)	925	175.2 (2)	2,102	12.5 (3)	150	19	6-15
2000	11	16.6	322.0	3,540	113.7	1,249	208.3 (7)	2,291	19.4	213	26	11-18
2001	12	16.2	287.2 (8)	3,446	116.9	1,403	170.2* (2)	2,043	15.8 (6)	189	24	7-11
2002	14	19.4	361.9	5,067	146.6	2,053	215.3	3,014	23.9	335	41	17-21
2003	13	16.8	297.2 (11)	3,863	119.3	1,551	177.8* (1)	2,312	14.5* (2)	188	24	8-12
2004	11	19.0	371.6	4,088	104.0 (11)	1,144	267.6	2,944	27.1	298	35	18-23
2005	12	18.1	332.2	3,986	124.2	1,491	207.9 (10)	2,495	21.0	252	30	13-25
2006	14	16.9	331.9	4,646	116.6	1,632	215.3	3,014	18.3	256	32	12-17
2007	12	24.9	476.8	5,722	232.2	2,786	244.7	2,936	37.9	455	60	14-18
2008	13	17.5	349.8	4,548	116.5	1,514	233.4	3,034	28.5	371	49	10-17
2009	14	16.3	272.0	3,808	93.1 (9)	1,304	178.9* (1)	2,504	10.4* (1)	146	16	12-24
2010	14	17.0	306.8 (11)	4,295	153.1	2,144	153.1* (5)	2,151	17.4 (9)	243	26	20-27
2011	13	18.8	350.7	4,559	158.5	2,060	192.2	2,499	23.4	304	40	8-15
2012	14	18.1	360.6	5,049	192.5	2,695	168.1	2,354	27.6	386	49	13-23
2013	13	20.1	370.8	4,820	156.2	2,030	214.6	2,790	24.8	323	38	19-25
2014	13	18.9	383.7	4,988	177.8	2,312	205.8	2,676	26.4	343	44	11-16
2015	13	18.9	400.4	5,205	109.8	1,428	290.5	3,777	27.8	362	45	16-24
2016	13	17.8	363.7	4,728	147.8	1,922	215.8	2,806	23.9	311	40	12-17
2017	12	23.5	436.2	5,234	214.8	2,577	221.4	2,657	36.4	437	58	10-13
2018	12	20.3	433.5	5,202	195.8	2,349	237.8	2,853	31.3	375	47	15-20
2019	12	19.9	388.8	4,666	188.1	2,581	200.8	2,409	27.8	333	41	15-16
2020	8	20.8	386.5	3,092	169.5	1,356	217.0	1,736	29.4	235	27	15-18
2021	12	19.3	366.0	4,370	146.9	1,763	219.1	2,629	22.7	272	31	16-27
2022	12	23.0	414.4	4,973	189.1	2,269	225.3	2,704	27.6	331	31	16-21
2023	12	18.3	303.5	3,642	92.9	1,115	210.6	2,527	18.3	219	24	17-24

Annual Team Defensive Statistics

Year	Opp. PR	Opp. KOR	Opp. Punt	Opp. Pen./Yds.	NU Sacks/Yds.	NU TFL/Yds.	NU PBU	Opponent Turnovers				NU Margin	Opp. Sacks/Yds
	Avg.	Avg.	Avg.					Fum.	Lost	Int.	Tot. TOs		
1946	10.3	16.2	35.3	45/373				22	8	30		+9	
1947	11.7	17.0	33.6	56/450				14	8	22		-8	
1948	13.4	18.2	34.3	78/724				23	11	34		+6	
1949	11.2	13.1	36.4	69/512				16	18	34		+15	
1950	9.0	16.3	38.6	54/455				19	11	30		+12	
1951	12.2	19.0	36.9	69/599				16	16	32		-5	
1952	10.0	20.5	33.9	46/386				28	17	12	29	-3	
1953	8.1	17.4	33.5	46/407				39	19	10	29	+5	
1954	8.7	17.6	36.1	50/487				45	25	8	33	-3	
1955	9.6	19.1	34.8	52/470				44	18	10	28	even	
1956	10.8	10.8	32.1	54/494				38	25	7	32	even	
1957	10.5	18.4	35.4	54/530				42	21	13	34	-2	
1958	4.5	21.9	37.9	56/514				32	15	6	21	-4	
1959	6.5	19.2	33.6	54/453				38	15	9	24	-2	
1960	4.1	18.1	37.5	44/397				31	16	7	23	-3	
1961	7.4	17.4	35.4	37/295				35	22	6	28	+12	
1962	9.6	19.1	33.1	39/291				21	10	9	19	-6	
1963	5.0	18.6	37.8	33/260				28	14	14	28	+6	
1964	12.9	15.8	33.9	53/410			10	25	15	7	22	-1	
1965	11.0	16.2	38.4	40/343			31	24	15	18	33	+8	
1966	7.8	20.1	36.3	43/389			43	28	14	18	32	+5	
1967	9.8	17.7	36.8	36/380			22	18	11	11	22	-18	
1968	5.3	16.6	41.3	57/629		59/266	35	21	13	8	21	-10	
1969	10.6	19.2	39.8	52/506		73/394	24	24	14	21	35	+6	
1970	7.5	24.6	39.3	60/555		64/330	43	23	15	30	45	+17	
1971	6.3	17.5	38.8	58/501		87/391	36	36	20	27	47	+26	
1972	8.0	17.3	32.5	42/507		57/285	42	35	24	12	36	-4	
1973	6.6	21.2	38.0	45/382		50/236	34	31	17	15	32	+1	
1974	2.8	15.7	36.3	51/456		60/255	20	35	20	15	35	+6	
1975	2.2	17.9	40.1	53/498		89/299	28	39	22	12	34	+14	
1976	4.5	16.3	37.4	63/605		83/409	25	48	30	13	43	+4	
1977	6.4	18.2	36.2	42/345		57/211	30	28	13	17	30	+1	
1978	6.9	19.6	39.4	58/551		56/205	42	40	21	13	34	+6	
1979	7.0	17.2	39.8	51/490		77/423	23	28	13	17	30	+1	
1980	5.6	17.9	42.2	42/383		95/597	29	40	21	14	35	+8	
1981	8.4	14.0	42.7	42/347	41/326	53/139	27	41	23	19	42	+7	
1982	7.5	16.1	44.4	54/425	29/226	48/115	41	24	15	16	31	+9	10/55
1983	3.8	17.1	39.6	63/525	34/235	84/361	40	34	15	21	36	+15	10/71
1984	5.4	16.5	41.2	48/420	44/325	44/325	56	18	12	16	28	-5	16/110
1985	6.3	15.3	40.7	53/384	49/383	82/473	51	36	17	20	37	+6	15/86
1986	4.6	17.3	40.6	77/624	40/280	99/491	36	32	14	14	28	+1	12/98
1987	6.9	17.6	38.1	79/465	37/260	78/365	57	31	13	17	30	even	15/91
1988	8.9	16.1	38.9	67/530	38/243	32/390	45	28	9	16	25	+4	12/75
1989	16.9	16.9	40.2	76/565	39/244	89/441	41	35	14	17	31	+14	7/50
1990	6.2	16.8	38.6	60/509	42/269	100/446	44	36	19	14	33	+8	5/23
1991	12.3	18.3	35.0	57/488	34/231	73/349	42	32	15	16	31	+14	15/80
1992	4.1	18.9	37.9	53/446	35/236	81/364	39	27	14	16	30	+18	9/68
1993	5.2	19.9	39.2	76/633	44/294	91/389	75	16	9	10	19	+3	12/73
1994	2.9	18.2	41.4	60/475	43/263	91/401	46	18	4	17	21	+1	6/54
1995	2.4	16.3	40.8	80/656	32/231	90/378	48	23	8	20	28	+13	0/0
1996	5.1	16.9	38.9	76/598	47/304	127/497	58	27	10	23	33	+11	10/66
1997	6.3	20.7	34.2	81/614	44/313	109/464	56	25	12	12	24	+3	4/26
1998	10.4	19.9	34.6	103/830	33/233	105/385	58	30	13	14	27	+9	20/146
1999	8.5	21.4	39.0	76/592	53/395	112/530	58	30	17	18	35	+5	17/103
2000	12.6	21.7	37.2	83/654	25/145	88/285	90	14	5	14	19	+2	10/75
2001	8.1	16.8	40.5	79/601	39/328	106/499	65	20	7	19	26	+1	7/53
2002	9.4	18.1	39.4	90/676	32/231	126/375	63	23	8	13	21	-3	26/188
2003	10.9	22.4	40.7	82/669	27/211	96/350	69	26	15*	32* (1)	47* (2)	+23* (1)	17/127
2004	6.0	24.7	39.6	91/678	25/164	112/305	68	19	7	14	21	-12	16/117
2005	8.8	18.3	42.8	85/719	50/381	140/573	76	31	9	13	22	-2	38/253
2006	4.1	18.0	40.2	77/583	31/238	105/386	49	32	13	12	25	even	30/206
2007	6.5	21.2	40.7	73/597	13/94	74/245	52	15	3	8	11	-17	18/115
2008	9.5	23.9	38.5	64/477	35/269	98/378	58	17	5	12	17	-11	21/128
2009	11.8	19.4	41.4	84/678	44/312	93/419	80	26	8	20	28	+5	19/121
2010	9.6	23.6	42.6	63/552	31/242	75/291	54	16	4	19	23	-1	29/195
2011	11.9	24.0	39.9	77/757	21/136	61/217	43	16	8	10	18	-1	21/99
2012	11.8	20.6	40.1	78/749	31/177	78/277	56	21	10	13	23	-12	35/250
2013	8.1	20.2	40.1	59/511	39/270	94/411	40	18	4	14	18	-11	17/140
2014	8.9	21.2	38.8	76/680	29/240	80/347	51	20	10	13	23	-2	22/129
2015	11.5	18.9	40.2	84/751	24/162	87/284	50	15	5	10	15	-12	14/143
2016	10.7	22.1	40.5	65/578	26/173	85/250	45	10	3	16	19	+5	15/135
2017	10.1	23.4	39.7	72/638	14/85	57/167	28	17	3	9	12	-7	24/173
2018	11.3	20.4	42.5	78/681	25/172	62/274	58	12	9	11	20	-2	28/196
2019	2.3	20.7	39.8	66/594	27/173	73/307	47	17	10	11	21	even	28/168
2020	12.2	22.6	39.6	39/357	13/100	53/179	26	13	2	5	7	-11	16/105
2021	9.1	25.3	44.2	61/552	20/148	59/235	43	11	3	10	13	-5	29/167
2022	9.4	18.0	40.0	68/638	21/165	60/222	43	14	7	9	16	-3	33/247
2023	7.6	18.2	42.8	71/631	32/213	76/326	49	16	5	9	14	-17	30/181

Nebraska Annual Statistical Leaders

Rushing Yards

Year	Leader	Att.	Yards	Avg.	TD
1946	Dick Hutton, HB	85	332	3.9	1
1947	Dale Adams, HB	50	249	5.0	1
1948	Cletus Fischer, HB	74	308	4.2	4
1949	Bill Mueller, HB	142	559	3.9	2
1950	Bobby Reynolds, HB (2)	193	1,342	7.0	19
1951	Bobby Reynolds, HB	87	424	4.9	1
1952	John Bordogna, QB	149	576	3.9	8
1953	Bob Smith, HB	136	704	5.2	5
1954	Willie Greenlaw, HB	56	427	7.6	3
1955	Rex Fischer, QB	133	599	4.5	3
1956	Jerry Brown, FB	129	690	5.3	5
1957	Jerry Brown, FB	97	398	4.1	1
1958	Larry Naviaux, HB	74	261	3.5	1
1959	Carroll Zaruba, HB	82	463	5.6	3
1960	Bill Thornton, FB	96	422	4.4	4
1961	Bill Thornton, HB	127	618	4.9	5
1962	Willie Ross, HB	89	431	4.8	3
1963	Rudy Johnson, HB	91	573	6.3	7
1964	Frank Solich, FB	87	444	5.1	3
1965	Harry Wilson, HB	120	672	5.6	5
1966	Harry Wilson, HB	138	635	4.6	3
1967	Dick Davis, FB	162	717	4.4	1
1968	Joe Orduna, HB	186	677	3.6	10
1969	Jeff Kinney, HB	177	546	3.1	9
1970	Joe Orduna, HB	187	834	4.5	14
1971	Jeff Kinney, HB	222	1,037	4.7	16
1972	Gary Dixon, IB	130	506	3.9	8
1973	Tony Davis, IB	254	1,008	4.0	12
1974	Monte Anthony, IB	109	587	5.4	6
1975	Monte Anthony, IB	161	723	4.5	7
1976	Rick Berns, IB	155	854	5.5	9
1977	I.M. Hipp, IB (11)	197	1,301	6.6	10
1978	I.M. Hipp, IB	173	936	5.4	7
1979	Jarvis Redwine, IB	148	1,042	7.0	8
1980	Jarvis Redwine, IB (5)	156	1,119	7.2	9
1981	Roger Craig, IB	173	1,060	6.1	6
1982	Mike Rozier, IB (4)	242	1,689	7.0	15
1983	Mike Rozier, IB (1)	275	2,148	7.8	29
1984	Doug DuBose, IB	156	1,040	6.7	8
1985	Doug DuBose, IB (9)	203	1,161	5.7	8
1986	Keith Jones, IB	161	830	5.2	14
1987	Keith Jones, IB (8)	170	1,232	7.2	13
1988	Ken Clark, IB (5)	232	1,497	6.5	12
1989	Ken Clark, IB (11)	198	1,196	6.0	12
1990	Leodis Flowers, IB (15)	149	940	6.3	9
1991	Derek Brown, IB (9)	230	1,313	5.7	14
1992	Calvin Jones, IB (14)	168	1,210	7.2	14
1993	Calvin Jones, IB (9)	185	1,043	5.6	12
1994	Lawrence Phillips, IB (3)	286	1,722	6.0	16
1995	Ahman Green, IB	141	1,086	7.7	13
1996	Ahman Green, IB	155	917	5.9	7
1997	Ahman Green, IB (2)	278	1,877	6.8	22
1998	Correll Buckhalter, IB	142	799	5.6	8
1999	Eric Crouch, QB	180	889	4.9	16
2000	Dan Alexander, IB	182	1,154	6.3	8
2001	Dahrran Diederick, IB (14)	233	1,299	5.6	15
2002	Jammal Lord, QB	251	1,412	5.6	8
2003	Jammal Lord, QB	215	948	4.4	10
2004	Cory Ross, IB	207	1,102	5.3	6
2005	Cory Ross, IB	225	882	3.9	5
2006	Brandon Jackson, IB	188	989	5.3	8
2007	Marlon Lucky, IB	206	1,019	4.9	9
2008	Roy Helu Jr., IB	125	803	6.4	7
2009	Roy Helu Jr., IB	220	1,147	5.2	10
2010	Roy Helu Jr., IB	188	1,245	6.6	11
2011	Rex Burkhead, IB	284	1,357	4.8	15
2012	Ameer Abdullah, IB	226	1,137	5.0	8
2013	Ameer Abdullah, IB (9)	281	1,690	6.0	9
2014	Ameer Abdullah, IB (12)	264	1,611	6.1	19
2015	Terrell Newby, IB	147	765	5.2	6
2016	Terrell Newby, IB	190	879	4.6	7
2017	Devine Ozigbo, IB	129	493	3.8	3
2018	Devine Ozigbo, RB	155	1,082	6.8	12
2019	Dedrick Mills, RB	143	745	5.2	10
2020	Adrian Martinez, QB	91	521	5.7	7
2021	Adrian Martinez, QB	133	525	3.9	13
2022	Anthony Grant, RB	218	915	4.2	6
2023	Heinrich Haarberg, QB	120	477	4.0	5

Passing Yards

Year	Leader	Att.	Comp.	Int.	Yards	TD
1946	Sam Vacanti	61	18	8	291	5
1947	Del Wiegand	53	13	10	176	2
1948	Kenny Fischer	31	20	3	296	1
1949	Fran Nagle	95	33	9	592	4
1950	Fran Nagle	95	46	5	697	9
1951	John Bordogna	74	31	6	431	4
1952	John Bordogna	81	30	9	532	1
1953	John Bordogna	116	52	5	655	1
1954	Don Erway	41	21	1	336	4
1955	Don Erway	58	21	4	312	1
1956	Roy Stinnett	22	12	4	171	1
1957	Roy Stinnett	22	8	10	140	0
1958	George Harshman	32	13	4	201	2
1959	Harry Tolly	53	19	7	200	4
1960	Pat Fischer	35	9	6	161	1
1961	Dennis Claridge	104	38	3	464	3
1962	Dennis Claridge	128	56	8	829	4
1963	Dennis Claridge	66	31	3	440	1
1964	Bob Churchich	102	54	8	893	7
1965	Fred Duda	110	46	11	632	6
1966	Bob Churchich	174	96	9	1,136	4
1967	Frank Patrick (12)	233	116	13	1,449	7
1968	Ernie Sigler	144	73	6	907	5
1969	Jerry Tagge	177	101	8	1,302	3
1970	Jerry Tagge	165	104	7	1,383	12
1971	Jerry Tagge	239	143	4	2,019	17
1972	Dave Humm	266	140	16	2,074	17
1973	Dave Humm	196	109	12	1,526	12
1974	Dave Humm	175	104	8	1,435	12
1975	Vince Ferragamo	134	79	4	1,153	12
1976	Vince Ferragamo (13)	254	145	9	2,071	20
1977	Randy Garcia	94	38	4	568	3
1978	Tom Sorley	174	102	7	1,571	12
1979	Tim Hager	90	46	4	680	6
1980	Jeff Quinn	157	96	6	1,337	14
1981	Turner Gill	91	47	4	619	9
1982	Turner Gill	166	90	3	1,182	11
1983	Turner Gill	170	94	4	1,516	14
1984	Craig Sundberg	84	53	6	740	4
1985	McCaithorn Clayton	78	28	7	602	3
1986	Steve Taylor	124	52	7	808	6
1987	Steve Taylor	123	57	9	902	13
1988	Steve Taylor	151	72	7	1,067	11
1989	Gerry Gdowski	136	71	2	1,326	19
1990	Mickey Joseph	78	34	6	624	11
1991	Keithen McCant (10)	168	97	8	1,454	13
1992	Tommie Frazier	100	44	1	727	10
1993	Tommie Frazier	162	77	4	1,159	12
1994	Brook Berringer	151	94	5	1,295	10
1995	Tommie Frazier	163	92	4	1,362	17
1996	Scott Frost	200	104	3	1,440	13
1997	Scott Frost	159	88	4	1,237	5
1998	Bobby Newcombe	79	50	1	712	1
1999	Eric Crouch	160	83	4	1,269	7
2000	Eric Crouch	156	75	7	1,101	11
2001	Eric Crouch	189	105	10	1,510	7
2002	Jammal Lord	204	95	12	1,362	12
2003	Jammal Lord	176	85	8	1,305	6
2004	Joe Dailey	310	153	19	2,025	17
2005	Zac Taylor	430	237	12	2,653	19
2006	Zac Taylor	391	233	8	3,197	26
2007	Sam Keller	325	205	10	2,422	14
2008	Joe Ganz (14)	420	285	11	3,568	25
2009	Zac Lee	302	177	10	2,143	14
2010	Taylor Martinez	196	116	7	1,631	10
2011	Taylor Martinez	288	162	8	2,089	13
2012	Taylor Martinez	368	228	12	2,871	23
2013	Tommy Armstrong Jr.	131	68	8	966	9
2014	Tommy Armstrong Jr.	345	184	12	2,695	22
2015	Tommy Armstrong Jr.	402	222	16	3,030	22
2016	Tommy Armstrong Jr.	294	151	8	2,180	14
2017	Tanner Lee	428	246	16	3,143	23
2018	Adrian Martinez	347	224	8	2,671	17
2019	Adrian Martinez	251	149	9	1,956	10
2020	Adrian Martinez	151	108	3	1,055	4
2021	Adrian Martinez	306	189	10	2,863	14
2022	Casey Thompson	274	173	10	2,407	17
2023	Heinrich Haarberg	157	77	7	967	7

Total Offense Yards

Year	Leader	Rush	Pass	Total
1946	Dick Hutton, HB	332	0	332
1947	Dale Adams, HB	249	0	249
1948	Cletus Fischer, QB	308	129	437
1949	Bill Mueller, HB	559	0	559
1950	Bobby Reynolds, HB (14)	1,342	75	1,417
1951	Bobby Reynolds, HB	424	200	624
1952	John Bordogna, QB	576	532	1,108
1953	John Bordogna, QB	67	655	722
1954	Willie Greenlaw, HB	427	110	537
1955	Rex Fischer, QB	599	157	756
1956	Jerry Brown, FB	690	0	690
1957	Jerry Brown, FB	398	0	398
1958	Larry Naviaux, HB	261	60	321
1959	Carroll Zaruba, HB	463	0	463
1960	Pat Fischer, QB	381	161	542
1961	Bill Thornton, QB	618	0	618
1962	Dennis Claridge, QB	370	829	1,199
1963	Dennis Claridge, QB	179	440	619
1964	Bob Churchich, QB	152	893	1,045
1965	Fred Duda, QB	280	632	912
1966	Bob Churchich, QB	-58	1,136	1,078
1967	Frank Patrick, QB	-22	1,449	1,427
1968	Ernie Sigler, QB	-67	907	840
1969	Jerry Tagge, QB	152	1,302	1,454
1970	Jerry Tagge, QB	113	1,383	1,496
1971	Jerry Tagge, QB (10)	314	2,019	2,333
1972	Dave Humm, QB	-116	2,074	1,958
1973	Dave Humm, QB	-13	1,526	1,513
1974	Dave Humm, QB	121	1,435	1,556
1975	Vince Ferragamo, QB	31	1,153	1,184
1976	Vince Ferragamo, QB	15	2,071	2,086
1977	I.M. Hipp, IB	1,301	0	1,301
1978	Tom Sorley, QB	86	1,571	1,657
1979	Jarvis Redwine, IB	1,042	0	1,042
1980	Jeff Quinn, QB	348	1,337	1,685
1981	Roger Craig, IB	1,060	0	1,060
1982	Mike Rozier, IB	1,689	0	1,689
1983	Mike Rozier, IB	2,148	0	2,148
1984	Doug DuBose, IB	1,040	0	1,040
1985	Doug DuBose, IB	1,161	0	1,161
1986	Steve Taylor, QB	537	808	1,345
1987	Steve Taylor, QB	659	902	1,561
1988	Steve Taylor, QB	826	1,067	1,893
1989	Gerry Gdowski, QB	925	1,326	2,251
1990	Mickey Joseph, QB	554	624	1,178
1991	Keithen McCant, QB	654	1,454	2,108
1992	Calvin Jones, IB	1,210	0	1,210
1993	Tommie Frazier, QB	704	1,159	1,863
1994	Lawrence Phillips, IB	1,722	0	1,722
1995	Tommie Frazier, QB	604	1,362	1,966
1996	Scott Frost, QB	438	1,440	1,878
1997	Scott Frost, QB	1,095	1,237	2,332
1998	Eric Crouch, QB	459	601	1,060
1999	Eric Crouch, QB	889	1,269	2,158
2000	Eric Crouch, QB	971	1,101	2,072
2001	Eric Crouch, QB	1,115	1,510	2,625
2002	Jammal Lord, QB	1,412	1,362	2,774
2003	Jammal Lord, QB	948	1,305	2,253
2004	Joe Dailey, QB	55	2,025	2,080
2005	Zac Taylor, QB	-41	2,653	2,612
2006	Zac Taylor, QB	-32	3,197	3,165
2007	Sam Keller, QB	-78	2,422	2,344
2008	Joe Ganz, QB (13)	258	3,568	3,826
2009	Zac Lee, QB	171	2,143	2,314
2010	Taylor Martinez, QB	965	1,631	2,596
2011	Taylor Martinez, QB	874	2,089	2,963
2012	Taylor Martinez, QB	1,019	2,871	3,890
2013	Ameer Abdullah, IB	1,690	0	1,690
2014	Tommy Armstrong Jr., QB	705	2,695	3,400
2015	Tommy Armstrong Jr., QB	400	3,030	3,430
2016	Tommy Armstrong Jr., QB	512	2,180	2,692
2017	Tanner Lee, QB	-97	3,143	3,046
2018	Adrian Martinez, QB	629	2,617	3,246
2019	Adrian Martinez, QB	626	1,956	2,582
2020	Adrian Martinez, QB	521	1,055	1,576
2021	Adrian Martinez, QB	525	2,863	3,388
2022	Casey Thompson, QB	-21	2,407	2,386
2023	Heinrich Haarberg, QB	477	967	1,444

Pass Receptions

*Receiving yards leader also listed, if different than receptions leader.

Year	Leader	No.	Yards	Avg.	TD
1946	William Moomey, HB	8	75	9.4	0
	Dick Hutton, HB*	7	228	32.6	2
	Alex Cochran, E	6	120	20.0	1
	Ralph Damkroger, E	6	78	13.0	2
1947	Dick Hutton, HB	15	231	15.4	4
1948	Frank Simon, E	7	221	31.6	1
1949	Frank Simon, E	12	200	16.7	2
1950	Frank Simon, E	21	339	16.1	1
1951	Frank Simon, E	8	206	25.8	1
1952	Andy Loehr, E	16	188	11.8	0
1953	Andy Loehr, E	15	193	12.9	0
	Bill Schabacker, E*	6	89	14.8	1
1954	Andy Loehr, E	6	82	13.7	1
	Dirkes Rolston, HB	14	239	17.1	2
1955	Jon McWilliams, E	13	139	10.7	2
1956	Frank Nappi, HB	6	79	13.2	1
1957	Doug Thomas, HB	4	80	20.0	0
1958	Clarence Cook, E*	7	39	5.6	1
	Pat Fischer, HB	6	137	22.8	0
1959	Clay White, HB*	7	54	7.7	1
	Clay White, HB	6	66	11.0	0
1960	Roger Brede, E*	6	72	12.0	0
	Clay White, HB	14	158	11.3	1
1961	Dick McDaniel, E	12	173	14.4	1
	Don Purcell, E*	11	208	18.9	1
1962	Jim Huge, E	9	151	16.8	1
1963	Tony Jeter, E	9	129	14.3	0
	Larry Tomlinson, E	8	157	19.6	0
	Dick Callahan, E*	18	219	12.2	0
1964	Tony Jeter, E	17	338	19.9	2
	Freeman White, E*	28	458	16.4	6
1965	Freeman White, E	24	286	11.9	0
1966	Tom Penney, SE	36	422	11.7	3
1967	Dennis Richnafsky, SE	25	424	17.0	2
1968	Tom Penney, SE	41	433	10.6	2
1969	Jeff Kinney, HB	35	665	19.0	7
1970	Johnny Rodgers, WB	53	872	16.5	11
1971	Johnny Rodgers, WB (14)	55	942	17.1	8
1972	Johnny Rodgers, WB (12)	30	406	13.5	2
1973	Ritch Bahe, WB	26	504	19.4	8
	Frosty Anderson, SE*	33	508	15.4	7
1974	Don Westbrook, WB	24	501	20.9	7
1975	Bobby Thomas, SE	30	615	20.5	4
1976	Chuck Malito, SE	30	561	18.7	7
	Bobby Thomas, SE	30	468	15.6	3
	Dave Shamblin, SE	23	371	16.1	1
1977	Tim Smith, SE	23	300	13.0	2
	Ken Spaeth, TE	30	560	18.7	5
1978	Junior Miller, TE	30	477	15.9	1
1979	Tim Smith, SE	28	416	14.9	5
1980	Todd Brown, SE	22	282	12.8	4
1981	Jamie Williams, TE	24	346	14.4	2
1982	Irving Fryar, WB	23	399	17.3	4
	Todd Brown, SE*	40	780	19.5	8
1983	Irving Fryar, WB	16	203	12.7	0
1984	Shane Swanson, WB	15	218	14.5	1
	Todd Frain, TE*	16	382	23.9	2
1985	Robb Schnitzler, SE	14	208	14.9	1
1986	Dana Brinson, WB	11	230	20.9	4
	Todd Millikan, TE*	21	329	15.7	3
1987	Rod Smith, SE	20	239	12.0	2
1988	Morgan Gregory, SE	16	308	19.3	7
	Todd Millikan, TE*	19	282	14.8	3
1989	Morgan Gregory, SE	18	357	19.8	4
	Richard Bell, WB*	19	375	19.7	4
1990	Jon Bostick, SE	31	534	17.2	5
1991	Johnny Mitchell, IB	14	162	11.6	1
1992	Calvin Jones, TE	14	124	8.9	1
	Trumane Bell, SE	13	279	21.5	3
	Corey Dixon, SE*	25	383	15.3	3
1993	Abdul Muhammad, WB	22	360	15.7	2
1994	Abdul Muhammad, WB	22	367	16.7	2
1995	Clester Johnson, WB	23	335	14.6	4
1996	Brendan Holbein, SE	14	191	13.6	0
1997	Kenny Cheatham, SE	14	105	7.5	0
	Ahman Green, IB	32	394	12.3	0
1998	Matt Davison, SE	29	441	15.2	2
1999	Matt Davison, SE	21	389	18.5	3
2000	Matt Davison, SE	37	616	16.6	3
2001	Wilson Thomas, SE	30	353	11.8	3
2002	Wilson Thomas, SE	22	484	22.0	3
2003	Matt Herian, TE	22	338	15.4	1
	Ross Pilkington, WR	27	337	12.5	2
2004	Ross Pilkington, WR	45	641	14.2	7
2005	Nate Swift, WR				

2006	Terrence Nunn, WR	42	597	14.2	3	Ralph Brown, CB	2	28	14.0	0
	Maurice Purify, WR*	34	630	18.5	7	Mike Brown, ROV	2	26	13.0	0
2007	Marlon Lucky, LB	75	705	9.4	3	Eric Warfield, FS	2	26	13.0	0
	Maurice Purify, WR*	57	814	14.3	9	Erwin Swiney, LCB	2	2	1.0	0
2008	Nate Swift, WR	63	941	14.9	10	Joe Walker, ROV	3	65	21.7	1
2009	Niles Paul, WR	40	796	19.9	4	Clint Finley, FS	3	63	21.0	1
2010	Brandon Kinzie, WR	44	494	11.2	5	1999 Mike Brown, ROV	5	40	8.0	0
	Niles Paul, WR*	39	516	13.2	1	2000 Troy Watchorn, FS	5	64	12.8	1
2011	Kenny Bell, WR	32	461	14.4	3	2001 Willie Amos, FS	4	70	17.5	1
2012	Kenny Bell, WR	50	863	17.3	8	2002 Josh Bullocks, CB	4	35	8.8	1
2013	Kenny Bell, WR	52	577	11.1	4	DeJuan Groce, CB	4	26	6.5	0
	Quincy Enunwa, WR	51	753	14.8	12	2003 Josh Bullocks, FS (2)	10	154	15.4	0
2014	Kenny Bell, WR	47	788	16.8	6	2004 Daniel Bullocks, SS (12)	5	187	37.4	0
2015	Jordan Westerkamp, WR	65	918	14.1	7	2005 Corey McKeon, MLB	3	57	19.0	1
2016	Jordan Westerkamp, WR	38	526	13.8	5	2006 Andrew Shanle, FS	4	19	4.8	0
2017	Stanley Morgan Jr., WR	61	986	16.2	10	2007 Bo Ruud, LB	2	127	63.5	2
2018	Stanley Morgan Jr., WR	70	1,004	14.3	7	Cortney Grixby, CB	2	41	20.5	0
2019	JD Spielman, WR	49	898	18.3	5	2008 Ndamukong Suh, DT	2	79	39.5	2
2020	Wan'Dale Robinson, WR	51	461	9.0	1	Anthony West, CB	2	26	13.0	0
2021	Samori Toure, WR	46	898	19.5	5	Zach Potter, DE	2	11	5.5	0
2022	Trey Palmer, WR	71	1,043	14.7	9	2009 Matt O'Hanlon, FS	6	105	17.5	1
2023	Billy Kemp IV, WR	35	310	8.9	1	2010 Eric Hagg, DB	5	37	7.4	0
						2011 Austin Cassidy, S	2	50	25.0	0
						Lavonte David, LB	2	-2	-1.0	0
						Daimion Stafford, S	4	28	7.0	0
						2012 Stanley Jean-Baptiste, CB	4	134	33.5	1
						2013 Diante Evans, CB	4	27	6.8	1
						2014 Nathan Gerry, S	5	92	18.4	0
						2015 Nathan Gerry, S	4	90	22.5	0
						2016 Kieron Williams, S	5	44	8.8	1
						2017 Aaron Williams, DB	2	41	20.5	1
						Joshua Kalu, DB	2	32	16.0	0
						2018 Lamar Jackson, DB	2	0	0.0	0
						Antonio Reed, DB	2	0	0.0	0
						Deontai Williams, DB	2	0	0.0	0
						2019 Lamar Jackson, CB	3	12	4.0	0
						Cam Taylor-Britt, DB	3	95	31.7	1
						2020 Cam Taylor-Britt, CB	2	55	27.5	0
						2021 Deontai Williams, S	4	31	7.8	0
						2022 Malcolm Hartzog, DB	3	23	7.7	0
						2023 Tommi Hill, DB	4	17	4.3	0

Interceptions

Year	Leader	No.	Yards	Avg.	TD
1946	Joe Partington, DB	2	36	18.0	0
1947	Tom Novak, LB	2	28	14.0	0
	Alex Cochrane, DB	2	26	13.0	0
1948	Tom Novak, LB	3	0	0.0	0
1949	Tom Novak, LB	5	12	2.4	0
1950	Ron Clark, DB	4	53	13.3	0
1951	Bob Decker, DB	5	71	14.2	0
1952	Dan Brown, DB	3	11	3.7	0
1953	Ray Novak, DB	3	40	13.3	0
	Bob Smith, DB	3	38	12.7	0
1954	Ron Clark, DB	3	4	1.3	0
1955	Willie Greenlaw, DB	4	148	37.0	1
1956	Larry Naviaux, DB	2	41	20.5	0
	Frank Nappi, DB	2	11	5.5	0
1957	Bill Hawkins, DB	2	15	7.5	0
	Gene Sandage, DB	2	5	2.5	0
1958	Larry Naviaux, DB	3	93	31.0	1
1959	Harry Tolly, DB	2	59	29.5	0
1960	Clay White, DB	2	34	17.0	0
1961	Dennis Claridge, DB	2	53	26.5	0
1962	Dave Theisen, DB	3	56	18.7	1
1963	Kent McCloughan, DB	3	38	12.7	0
1964	Preston Love, DB	2	71	35.5	1
	Ted Vactor, DB	2	19	9.5	0
1965	Marv Mueller, CB	5	89	17.8	0
1966	Larry Wachholtz, S (6)	7	73	10.4	0
1967	Ken Geddes, CB	3	44	14.7	1
1968	Dana Stephenson, CB	5	106	21.2	0
1969	Dana Stephenson, CB	7	49	7.0	0
1970	Bill Kosch, S	7	99	14.1	0
1971	Dave Mason, M	6	135	22.5	3
1972	Joe Blahak, CB	3	26	8.7	0
1973	Bob Thornton, S	4	24	6.0	0
1974	Jim Burrow, DB	4	20	5.0	0
1975	Dave Butterfield, DB	3	28	9.3	0
1976	Dave Butterfield, DB	4	11	2.8	0
1977	Jim Pillen, M	4	43	10.8	0
1978	Andy Means, DB	3	51	17.0	0
1979	Mark LeRoy, DB	4	25	6.3	0
1980	Ric Lindquist, CB	3	-2	-0.7	0
1981	Jeff Krejci, S	4	19	4.8	0
1982	Allen Lyday, CB	3	47	15.7	0
1983	Bret Clark, S	5	15	3.0	0
1984	Bret Clark, S (11)	6	108	18.0	0
1985	Chris Carr, S	3	97	32.3	1
	Brian Washington, M	3	4	1.3	0
1986	Bryan Siebler, S	3	10	3.3	0
	Charles Fryar, CB	3	3	1.0	0
1987	Mark Blazek, S	3	48	16.0	0
1988	Charles Fryar, CB	4	100	25.0	1
	Tim Jackson, S	4	74	18.5	0
1989	Reggie Cooper, SS	4	25	6.3	0
1990	Tyrone Byrd, FS	5	86	17.2	0
1991	Kenny Wilhite, CB	6	60	10.0	0
1992	Kenny Wilhite, CB	3	49	16.3	0
	John Reece, CB	3	12	4.0	0
1993	Toby Wright, ROV	3	92	30.7	2
1994	Barron Miles, CB	5	35	7.0	0
1995	Terrell Farley, LB	3	92	30.7	2
	Michael Booker, CB	3	50	16.7	0
1996	Mike Minter, ROV	5	129	25.8	1
1997	Joe Walker, ROV	2	71	35.5	1

Kickoff Return Yards

Year	Leader	No.	Yards	Avg.	TD
1946	Dick Hutton, HB	13	258	19.8	0
1947	Dick Hutton, HB	9	177	19.7	0
1948	Frank Collopy, HB	11	224	20.4	0
1949	Ron Clark, HB	11	284	25.8	1
1950	Ron Clark, HB	13	240	18.5	0
1951	Bob Smith, HB (13)	11	332	30.2	1
1952	Jim Cederdahl, HB (14)	13	330	25.4	0
1953	John Bordogna, QB (14)	14	271	19.4	0
1954	Ron Clark, HB (13)	13	273	21.0	0
1955	Rex Fischer, QB	16	316	19.8	0
1956	Larry Naviaux, HB	7	158	22.6	0
1957	Doug Thomas, QB	6	150	25.0	0
1958	Pat Fischer, HB	7	236	33.7	1
1959	Pat Fischer, HB	11	254	23.1	0
1960	Pat Fischer, HB	13	296	22.8	0
1961	Bill Thornton, HB	8	185	23.1	0
1962	Willie Ross, HB	9	166	18.4	0
1963	Frank Solich, FB	7	183	26.1	0
1964	Frank Solich, FB	11	263	23.9	1
1965	Frank Solich, FB	17	372	21.9	0
1966	Harry Wilson, HB	11	226	20.5	0
1967	Joe Orduna, HB	9	176	19.6	0
1968	Joe Orduna, HB	8	171	21.4	0
1969	Mike Green, FB	7	143	20.4	0
1970	Johnny Rodgers, WB	17	359	21.1	0
1971	Johnny Rodgers, WB	10	304	30.4	1
1972	Johnny Rodgers, WB	8	184	23.0	0
1973	John O'Leary, WB	8	152	19.0	0
1974	Don Westbrook, WB	14	259	18.5	0
1975	Curtis Craig, WB	8	147	18.4	0
1976	Rick Berns, IB	10	254	25.4	0
1977	Curtis Craig, WB	12	240	20.0	0
1978	Frank Lockett, SE	13	244	18.8	0
1979	Anthony Steels, WB	13	269	20.7	0
1980	Anthony Steels, WB	7	171	24.4	0
1981	Mike Rozier, IB	5	162	32.4	1
1982	Jeff Smith, IB	7	147	21.0	0
1983	Mike Rozier, IB	11	232	21.1	0
1984	Shane Swanson, WB	5	155	31.0	0
1985	Doug DuBose, IB	9	262	29.1	0
1986	Dana Brinson, WB	13	280	21.5	0
1987	Dana Brinson, WB	14	329	23.5	0
1988	Dana Brinson, WB	23	510	22.2	0

1989	Leodis Flowers, IB	9	180	20.0	0	I.M. Hipp, IB*	10	0	1	0	62
1990	Tyrone Hughes, WB (3)	18	523	29.1	1	Rick Berns, FB*	10	0	0	0	60
1991	Tyrone Hughes, WB	16	338	21.1	0	1978 Billy Todd, PK	0	42-44	0	10-16	72
1992	Tyrone Hughes, SE	19	424	22.3	0	11	0	0	0	0	66
1993	Damon Benning, IB	9	192	21.3	0	1979 Dean Sukup, PK	0	38-42	0	12-16	74
1994	Damon Benning, IB	12	308	25.7	0	Jarvis Redwine, IB*	9	0	0	0	54
1995	Clinton Childs, IB	10	223	22.3	0	1980 Roger Craig, IB (6)	15	0	0	0	90
1996	Damon Benning, IB	8	191	23.9	0	1981 Kevin Seibel, PK	0	43-44	0	3-10	52
1997	Joe Walker, ROV	15	389	25.9	0	Phil Bates, FB*	8	0	0	0	48
1998	Joe Walker, ROV	17	366	21.5	1	1982 Mike Rozier, IB (14)	17	0	0	0	102
1999	Randy Stella, WLB	10	232	23.2	0	1983 Mike Rozier, IB (1)	29	0	0	0	174
2000	Joe Walker, ROV	13	258	19.8	0	1984 Travis Turner, QB	10	0	0	0	60
2001	Josh Davis, IB (14)	25	675	27.0	0	1985 Dale Klein, PK	0	38-38	0	13-20	77
2002	Josh Davis, IB	42	994	23.7	0	Doug DuBoise, IB*	8	0	0	0	48
2003	Josh Davis, IB	23	596	25.9	0	Tom Rathman, FB*	8	0	0	0	48
2004	Tierre Green, IB	26	498	19.2	0	1986 Keith Jones, IB (12)	14	0	0	0	84
2005	Marlon Lucky, IB	15	313	20.9	0	1987 Keith Jones, IB	13	0	1	0	80
2006	Brandon Jackson, IB	9	157	17.4	0	1988 Steve Taylor, QB	13	0	1	0	80
2007	Cortney Grixby, CB	45	1,094	24.3	1	1989 Gerry Gdowski, QB	13	0	0	0	78
2008	Niles Paul, WR	41	949	23.6	1	1990 Gregg Barrios, PK	0	45-47	0	14-19	87
2009	Niles Paul, WR	16	446	27.9	0	Mickey Joseph, QB*	10	0	1	0	62
2010	Niles Paul, WR	19	464	24.4	1	1991 Derek Brown, IB	14	0	0	0	84
2011	Ameer Abdullah, IB (9)	26	763	29.3	1	Calvin Jones, IB (10)	14	0	0	0	84
2012	Ameer Abdullah, IB	17	360	21.2	0	1992 Calvin Jones, IB (8)	15	0	0	0	90
2013	Kenny Bell, WR	23	609	26.5	1	1993 Calvin Jones, IB (9)	13	0	0	0	78
2014	Ameer Abdullah, IB	14	392	28.0	0	1994 Lawrence Phillips, IB (14)	16	0	0	0	96
2015	Stanley Morgan Jr., WR	14	324	23.1	0	1995 Kris Brown, PK (11)	0	58-61	0	13-16	97
2016	Tre Bryant, IB	28	275	34.4	1	Ahman Green, IB* (12)	16	0	0	0	96
2017	JD Spielman, WR	27	669	24.8	1	1996 Kris Brown, PK	0	50-51	0	12-19	86
2018	Maurice Washington, IB	13	204	15.7	0	DeAngelo Evans, IB*	14	0	0	0	84
2019	Wan'Dale Robinson, WR	11	236	21.5	0	1997 Ahman Green, IB (6)	22	0	0	0	132
2020	Alante Brown, WR	10	196	19.6	0	1998 Kris Brown, PK	0	47-48	0	14-21	89
2021	Alante Brown, WR	5	77	15.4	0	Bobby Newcombe, QB*	8	0	0	0	48
2022	Tommi Hill, WR	12	221	18.4	0	Correll Buckhalter, IB*	8	0	0	0	48
2023	Tommi Hill, WR/DB	6	144	24.0	0	1999 Eric Crouch, QB	17	0	0	0	102
Points Scored											
*Touchdown leader(s) also listed, if different.											
() national ranking by points per game.											
Year	Leader	TD	XP1	XP2	FG	TP					
1946	Dick Hutton, HB	4	0	0	0	24					
1947	Ralph Damkroger, E	2	0	0	0	12					
	Cletus Fischer, HB	2	0	0	0	12					
	Dick Hutton, HB	2	0	0	0	12					
1948	Dick Hutton, HB	5	0	0	0	30					
1949	Fran Nagle, QB	3	0	0	0	18					
1950	Bobby Reynolds, HB/PK (1)	22	25-39	0	0	157					
1951	Ray Novak, HB	6	0	0	0	36					
1952	John Bordogna, QB	8	0	0	0	48					
1953	John Bordogna, QB/PK	6	4-6	0	0	40					
	Bob Smith, HB*	6	0	0	0	36					
1954	Bob Smith, HB/PK	3	8-11	0	0	26					
	Ron Clark, HB*	4	0	0	0	24					
	Willie Greenlaw, HB*	4	0	0	0	24					
	Dennis Korinek, HB*	4	0	0	0	24					
1955	Don Erway, QB/PK	6	10-17	0	3	55					
1956	Jerry Brown, FB	5	0	0	0	30					
1957	Roy Stinnett, QB	3	0	0	0	18					
1958	George Harshman, QB/PK	1	6-8	0	1	15					
	Larry Naviaux, HB*	2	0	1	0	14					
	Pat Fischer, HB*	2	0	0	0	12					
1959	Carroll Zaruba, FB	5	0	0	0	30					
1960	Pat Fischer, HB	5	0	1	0	32					
1961	Bill Thornton, HB	5	0	0	0	30					
1962	Dennis Claridge, QB	10	0	2	0	64					
1963	Rudy Johnson, HB/PK	7	8-11	0	0	50					
1964	Kent McCloughan, HB (6)	12	0	0	0	72					
1965	Larry Wachholtz, S/PK	0	36-39	0	3-6	45					
	Charlie Winters, HB*	7	0	0	0	42					
1966	Ben Gregory, HB	7	0	0	0	42					
	Larry Wachholtz, S/PK	1	21-25	0	5-8	42					
1967	Bill Bomberger, PK	0	11-16	0	6-11	29					
	Ben Gregory, HB*	3	0	0	0	18					
	Joe Orduna, HB*	3	0	0	0	18					
	Dennis Richnafsky, SE*	3	0	0	0	18					
1968	Joe Orduna, HB	10	0	0	0	60					
1969	Jeff Kinney, HB	11	0	1	0	68					
1970	Joe Orduna, HB (11)	14	0	1	0	86					
1971	Johnny Rodgers, WB	17	0	0	0	102					
1972	Johnny Rodgers, WB	17	0	0	0	102					
1973	Tony Davis, IB	13	0	0	0	78					
1974	Don Westbrook, WB	10	0	0	0	60					
1975	Mike Coyle, PK	0	38-40	0	10-17	68					
	John O'Leary, IB*	8	0	0	0	48					
1976	Al Eveland, PK	0	40-44	0	11-17	73					
	Rick Berns, IB*	9	0	0	0	54					
1977	Billy Todd, PK	0	28-33	0	12-18	64					
	I.M. Hipp, IB*	10	0	1	0	62					
	Rick Berns, FB*	10	0	0	0	60					
1978	Billy Todd, PK	0	42-44	0	10-16	72					
	11	0	0	0	0	66					
1979	Dean Sukup, PK	0	38-42	0	12-16	74					
	Jarvis Redwine, IB*	9	0	0	0	54					
1980	Roger Craig, IB (6)	15	0	0	0	90					
1981	Kevin Seibel, PK	0	43-44	0	3-10	52					
	Phil Bates, FB*	8	0	0	0	48					
1982	Mike Rozier, IB (14)	17	0	0	0	102					
1983	Mike Rozier, IB (1)	29	0	0	0	174					
1984	Travis Turner, QB	10	0	0	0	60					
1985	Dale Klein, PK	0	38-38	0	13-20	77					
	Doug DuBoise, IB*	8	0	0	0	48					
	Tom Rathman, FB*	8	0	0	0	48					
1986	Keith Jones, IB (12)	14	0	0	0	84					
1987	Keith Jones, IB	13	0	1	0	80					
1988	Steve Taylor, QB	13	0	1	0	80					
1989	Gerry Gdowski, QB	13	0	0	0	78					
1990	Gregg Barrios, PK	0	45-47	0	14-19	87					
	Mickey Joseph, QB*	10	0	1	0	62					
1991	Derek Brown, IB	14	0	0	0	84					
	Calvin Jones, IB (10)	14	0	0	0	84					
1992	Calvin Jones, IB (8)	15	0	0	0	90					
1993	Calvin Jones, IB (9)	13	0	0	0	78					
1994	Lawrence Phillips, IB (14)	16	0	0	0	96					
1995	Kris Brown, PK (11)	0	58-61	0	13-16	97					
	Ahman Green, IB* (12)	16	0	0	0	96					
1996	Kris Brown, PK	0	50-51	0	12-19	86					
	DeAngelo Evans, IB*	14	0	0	0	84					
1997	Ahman Green, IB (6)	22	0	0	0	132					
1998	Kris Brown, PK	0	47-48	0	14-21	89					
	Bobby Newcombe, QB*	8	0	0	0	48					
	Correll Buckhalter, IB*	8	0	0	0	48					
1999	Eric Crouch, QB	17	0	0	0	102					
2000	Eric Crouch, QB (5)	20	0	0	0	120					
2001	Eric Crouch, QB	19	0	1	0	116					
2002	Josh Brown, PK	0	46-46	0	14-18	88					
	Jammal Lord, QB*	8	0	0	0	48					
2003	David Dyches, PK	0	32-32	0	14-21	74					
	Jammal Lord, QB*	10	0	0	0	60					
2004	Cory Ross, IB	8	0	0	0	48					
2005	Jordan Congdon, PK	0	31-32	0	19-23	88					
	Cory Ross, IB*	8	0	0	0	48					
2006	Jordan Congdon, PK	0	55-56	0	5-7	70					
	Brandon Jackson, IB*	10	0	0	0	60					
2007	Marlon Lucky, IB	12	0	1	0	74					
2008	Alex Henerly, PK	0	56-57	0	18-21	110					
	Nate Swift, WR*	11	0	0	0	60					
2009	Alex Henerly, PK	0	38-38	0	24-28	110					
	Roy Helu Jr., IB*	10	0	0	0	60					
2010	Alex Henerly, PK	0	54-54	0	18-19	108					
	Taylor Martinez, QB*	12	0	0	0	72					
2011	Rex Burkhead, IB	17	0	0	0	102					
2012	Brett										

Tackles for Loss

*Tackles for loss include sacks since 1981; 1972 and 1975 figures include bowl stats; 1971 tackle for loss statistics unavailable for two games.

Year	No.	Leader	Yds.	Leader
1968	10	Sherwin Jarmon, RE	58	Sherwin Jarmon, RE
1969	15	Sherwin Jarmon, RE	98	Sherwin Jarmon, RE
	15	Dave Walline, RT		
1970	12	Ed Periard, MG	73	Willie Harper, RE
1971	18	Willie Harper, RE	88	Willie Harper, RE
1972	9	Willie Harper, RE	58	Willie Harper, RE
	9	Monte Johnson, LT		
1973	9	John Bell, MG	57	John Bell, MG
1974	10	John Lee, MG	54	John Lee, MG
1975	14	John Lee, MG	62	Bob Martin, RE
1976	12	Jeff Pullen, MG	45	Mike Fultz, RT
1977	8	George Andrews, RE	33	Oudious Lee, MG
1978	16	Kerry Weinmaster, MG	85	Kerry Weinmaster, MG
1979	10	Lawrence Cole, LE	56	Derrie Nelson, RE
	10	Kerry Weinmaster, MG		
1980	21	Derrie Nelson, RE	153	Derrie Nelson, RE
1981	18	Jimmy Williams, LE	99	Tony Felici, RE
1982	10	Tony Felici, RE	62	Tony Felici, RE
1983	9	Mark Daum, SLB	42	Jim Skow, RT
1984	12	Jim Skow, RT	66	Scott Strasburger, RE
	12	Chris Spachman, LT		
	12	Scott Strasburger, RE		
1985	25	Jim Skow, RT	163	Jim Skow, RT
1986	12	Danny Noonan, MG	65	Jeff Jamrog, RE
1987	13	Tim Rother, RT	97	Tim Rother, RT
1988	17	Broderick Thomas, OLB	111	Broderick Thomas, OLB
1989	12	Kent Wells, RT	64	Kent Wells, RT
1990	21	Kenny Walker, RT	105	Kenny Walker, RT
1991	9.5	Travis Hill, LOLB	60	Trev Alberts, ROLB
1992	12	Travis Hill, LOLB	61	Travis Hill, LOLB
1993	21	Trev Alberts, ROLB	99	Trev Alberts, ROLB
1994	14	Christian Peter, DT	55	Grant Wistrom, ROLB
1995	15	Grant Wistrom, OLB	79	Jared Tomich, OLB
1996	20	Grant Wistrom, RE	74	Grant Wistrom, RE
1997	17	Grant Wistrom, RE	79	Grant Wistrom, RE
1998	14	Chad Kelsay, RE	52	Chad Kelsay, RE
			52	Eric Johnson, WLB
1999	15	Steve Warren, DT	86	Steve Warren, DT
2000	17	Kyle Vanden Bosch, RE	66	Kyle Vanden Bosch, RE
2001	17	Chris Kelsay, RE	58	Chris Kelsay, RE
2002	13	Chris Kelsay, RE	58	Chris Kelsay, RE
2003	21	Demorrio Williams, WLB	92	Demorrio Williams, WLB
2004	18	Barrett Ruud, MLB	41	Benard Thomas, DE
2005	22	Corey McKeon, MLB	89	Corey McKeon, MLB
2006	17	Jay Moore, DE	70	Jay Moore, DE
2007	15	Steve Octavien, WLB	52	Steve Octavien, WLB
2008	19	Ndamukong Suh, DT	85	Ndamukong Suh, DT
2009	24	Ndamukong Suh, DT	93	Ndamukong Suh, DT
2010	17	Jared Crick, DT	92	Jared Crick, DT
2011	13	Lavonte David, LB	64	Lavonte David, LB
2012	18	Eric Martin, DE	65	Eric Martin, DE
2013	19	Randy Gregory, DE	101	Randy Gregory, DE
2014	14	Maliek Collins, DT	69	Randy Gregory, DE
2015	9	Ross Dzuris, DE	45	Freedom Akinmoladun, DE
2016	11	Ross Dzuris, DE	44	Ross Dzuris, DE
2017	10	Ben Stille, LB	38	Ben Stille, LB
2018	11	Luke Gifford, OLB	63	Luke Gifford, OLB
2019	12	Khalil Davis, DL	56	Khalil Davis, DL
2020	6.5	Will Honas, LB	25	Will Honas, LB
	6.5	JoJo Domann, OLB		
2021	11.5	Garrett Nelson, OLB	57	Garrett Nelson, OLB
2022	9	Garrett Nelson, EDGE	49	Garrett Nelson, EDGE
2023	8.5	Jimari Butler, DL	52	Jimari Butler, DL

Sacks

Year	No.	Leader	Yds.	Leader
1981	10	Jimmy Williams, LE	63	Tony Felici, RE
1982	6	Tony Felici, RE	52	Tony Felici, RE
	6	Scott Strasburger, RE		
1983	5	Doug Herrmann, LT	31	Doug Herrmann, LT
	5	Rob Stuckey, RT		
1984	7	Chris Spachman, LT	49	Jim Skow, RT
			49	Danny Noonan, LT
1985	15	Jim Skow, RT	139	Jim Skow, RT
1986	7	Danny Noonan, MG	41	Neil Smith, LT
1987	10	Tim Rother, RT	84	Tim Rother, RT
1988	10	Broderick Thomas, OLB	74	Broderick Thomas, OLB
1989	6	Kent Wells, RT	47	Kent Wells, RT
1990	11	Kenny Walker, RT	69	Kenny Walker, RT
1991	7	Trev Alberts, ROLB	50	Trev Alberts, ROLB
1992	6	Travis Hill, LOLB	46	Travis Hill, LOLB
1993	15	Trev Alberts, ROLB	88	Trev Alberts, ROLB
1994	7	Christian Peter, DT	49	Grant Wistrom, ROLB
1995	10	Jared Tomich, OLB	75	Jared Tomich, OLB
1996	9.5	Grant Wistrom, RE	48	Grant Wistrom, RE
			48	Mike Rucker, RE
1997	8.5	Grant Wistrom, RE	58	Grant Wistrom, RE
1998	6	Eric Johnson, WLB	41	Eric Johnson, WLB
1999	7	Steve Warren, DT	65	Steve Warren, DT
2000	5.5	Randy Stella, WLB	37	Kyle Vanden Bosch, RE
	5.5	Kyle Vanden Bosch, RE		
2001	5.5	Demoiné Adams, RE	46	Demoiné Adams, RE
2002	7	Chris Kelsay, RE	49	Chris Kelsay, RE
2003	11	Demorrio Williams, WLB	77	Demorrio Williams, WLB
2004	4	Benard Thomas, DE	35	Benard Thomas, DE
2005	9.5	Adam Carriker, DE	84	Adam Carriker, DE
2006	7	Adam Carriker, DE	45	Adam Carriker, DE
2007	3	Barry Turner, DE	33	Barry Turner, DE
2008	7.5	Ndamukong Suh, DT	67	Ndamukong Suh, DT
2009	12	Ndamukong Suh, DT	77	Ndamukong Suh, DT
2010	9.5	Jared Crick, DT	87	Jared Crick, DT
2011	5.5	Lavonte David, LB	46	Lavonte David, LB
2012	8.5	Eric Martin, DE	47	Eric Martin, DE
2013	10.5	Randy Gregory, DE	69	Randy Gregory, DE
2014	7	Randy Gregory, DE	67	Randy Gregory, DE
2015	9	Ross Dzuris, DE	45	Freedom Akinmoladun, DE
2016	5.5	Ross Dzuris, DE	28	Freedom Akinmoladun, DE
2017	3.5	Ben Stille, LB	27	Ben Stille, LB
2018	5.5	Luke Gifford, OLB	52	Luke Gifford, OLB
2019	8.0	Khalil Davis, DL	44	Khalil Davis, DL
2020	3.0	Will Honas, LB	22	Will Honas, LB
2021	5.0	Garrett Nelson, OLB	38	Garrett Nelson, OLB
2022	5.5	Garrett Nelson, EDGE	40	Garrett Nelson, EDGE
2023	5.5	Jimari Butler, DL	40	Jimari Butler, DL

Pass Breakups

Year	No.	Leader
1965	8	Marv Mueller, S
1966	8	Larry Wachholtz, S
1967	6	Dana Stephenson, RCB
1968	6	Dana Stephenson, RCB
1969	4	Jim Anderson, RCB
	4	Dana Stephenson, RCB
1970	8	Jim Anderson, RCB
1971	6	Jim Anderson, RCB
1972	8	Joe Blahak, LCB
1973	8	Zaven Yaralian, LCB
1974	4	Ardell Johnson, LCB
1975	5	Dave Butterfield, LCB
1976	5	Larry Valasek, S
1977	7	Ted Harvey, RCB
1978	8	Russell Gary, S
	8	Andy Means, RCB
1979	5	Ric Lindquist, LCB
1980	5	Rodney Lewis, LCB
1981	6	Jeff Krejci, S
1982	8	Bret Clark, S
1983	6	Mike Knox, WLB
1984	8	Bret Clark, S
1985	8	Brian Davis, RCB
1986	8	Charles Fryar, RCB
1987	8	Steve Forch, WLB
1988	5	Tim Jackson, S
1989	8	Tahaun Lewis, RCB
1990	5	Reggie Cooper, SS
	5	Mike Croel, ROLB
	5	Bruce Pickens, LCB
1991	9	Tyrone Legette, RCB
1992	7	Kenny Wilhite, LCB
1993	9	John Reece, CB/SS
1994	13	Barron Miles, RCB
1995	9	Michael Booker, RCB
1996	12	Ralph Brown, RCB
1997	9	Ralph Brown, RCB
1998	14	Ralph Brown, RCB
1999	15	Ralph Brown, RCB
2000*	17	DeJuan Groce, RCB
2001	14	DeJuan Groce, RCB
2002	13	Fabian Washington, LCB
2003	10	Fabian Washington, LCB
2004	15	Fabian Washington, CB
2005	11	Zackary Bowman, CB
2006	11	Cortney Grixby, CB
2007	7	Cortney Grixby, CB
	7	Armando Murillo, CB
2008	9	Armando Murillo, CB
	9	Anthony West, CB
2009	11	Prince Amukamara, CB
2010	13	Prince Amukamara, CB
2011	10	Daimion Stafford, S
2012	9	Stanley Jean-Baptiste, CB
2013	12	Stanley Jean-Baptiste, CB
2014	13	Josh Mitchell, CB
2015	7	Nathan Gerry, S
	7	Joshua Kalu, CB
	7	Jonathan Rose, CB
2016	11	Joshua Kalu, CB
2017	6	Joshua Kalu, DB
2018	15	Dicaprio Bootle, DB
2019	12	Lamar Jackson, CB
2020	5	JoJo Domann, OLB
		Dicaprio Bootle, CB
2021	11	Cam Taylor-Britt, CB
2022	10	Quinton Newsome, DB
2023	9	Tommi Hill, DB

*Note: In 2000, PBU included interceptions. INT not included in all other years. Groce had one INT in 2000.

Fumble Recoveries

Year	No.	Leader
1965	3	Ivan Zimmer, RE
1966	2	five players
1967	3	Mike Wynn, LE
1968	3	Sherwin Jarmon, RE
	3	Bob Liggett, LT
1969	3	Pat Morell, SLB
1970	4	Larry Jacobson, LT
1971	3	John Adkins, LE
1972*	3	Joe Blahak, LCB
	3	Dave Mason, M
1973	4	Ron Pruitt, LT
1974	3	three players
1975*	5	Dave Butterfield, LCB
1976	3	four players
1977	2	three players
1978	3	Derrie Nelson, LE
1979	2	three players
1980	3	Toby Williams, LT
1981	3	Brent Evans, SLB
	3	Tony Felici, RE
1982	2	Steve Damkroger, SLB
	2	Allen Lyday, LCB
1983	2	Scott Strasburger, RE
1984	3	Bret Clark, S
1985	2	four players
1986	6	Broderick Thomas, LE
1987	2	Jeff Jamrog, RE
	2	Jon Marco, LE
1988	2	three players
1989	2	Mike Petko, SLB
1990	3	Travis Hill, LOLB
1991	3	Trev Alberts, ROLB
1992	2	John Parrella, LT
	2	Troy Branch, WLB
1993	3	Tyrone Williams, CB
1994	1	four players
1995	2	Jared Tomich, OLB
	2	Tony Veland, FS
1996	1	nine players
1997	2	three players
1998	2	Loran Kaiser, DT
1999	2	three players
2000	1	five players
2001	1	seven players
2002*	1	eight players
2003*	4	Demorris Williams
2004*	2	Jay Moore
	2	Andrew Shanle
2005*	2	Bo Ruud
2006*	4	Stewart Bradley
2007*	1	three players
2008*	2	Prince Amukamara, CB
2009*	2	Jared Crick, DT
		Matt O'Hanlon, FS
2010*	1	four players
2011*	2	Lavonte David, LB
2012*	3	Will Compton, LB
2013*	1	four players
2014*	2	Zaire Anderson, LB
		Trevor Roach, LB
2015*	1	Chris Weber, LB
		Jack Gangwish, DE
		Kevin Williams, DT
		Mick Stoltzenberg, DT
2016*	1	Mohamed Barry, LB
		Ross Dzuris, DE
		Luke McNitt, FB
		Marquel Dismuke, DB
2017*	1	Collin Miller, LB
	1	Aaron Williams, DB
2018	1	nine players
2019	1	10 players
2020	1	JoJo Domann, OLB
	1	Deontai Williams, S
2021	2	Deontre Thomas, DL
2022	2	Garrett Nelson, EDGE
2023	1	four players

*Bowl stats, if any, are included.

Total Tackles (By Position)

Year	No.	Linemen	No.	LB/RE/OLB	No.	Backs
1965	55	Walt Barnes, RT	69	Mike Kennedy, LB	58	Bill Johnson, LCB
1966	82	Carel Stith, LT	82	Lynn Senkbeil, LB	61	Marv Mueller, S
1967	119	Wayne Meylan, MG	112	Barry Alvarez, LB	46	Dana Stephenson, RCB
1968	53	Bob Liggett, LT	99	Jerry Murtaugh, SLB	59	Al Larson, LCB
1969	76	Ken Geddes, MG	111	Jerry Murtaugh, SLB	94	Al Larson, LCB
1970	70	Ed Periard, MG	132	Jerry Murtaugh, SLB	58	Joe Blahak, LCB
1971	92	Rich Glover, MG	96	Bob Terrio, WLB	50	Joe Blahak, LCB
1972	100	Rich Glover, MG	63	Jim Branch, SLB	39	Dave Mason, M
1973	96	John Bell, MG	79	Bob Nelson, WLB	37	Bob Thornton, S
1974	86	John Lee, MG	104	Tom Ruud, SLB	40	George Kyros, S
1975	65	John Lee, MG	125	Clete Pillen, WLB	39	Jim Burrow, S
1976	64	Mike Fultz, RT	129	Clete Pillen, SLB	54	Ted Harvey, RCB
1977	46	Rod Horn, LT; Kerry Weinmaster, MG	141	Lee Kunz, SLB	76	Jim Pillen, M
1978	61	Kerry Weinmaster, MG	120	Lee Kunz, WLB	57	Jim Pillen, M
1979	40	Kerry Weinmaster, MG	78	Kim Baker, WLB	45	Russell Gary, S
1980	48	Toby Williams, LT	66	Jimmy Williams, LE	62	Russell Gary, S
1981	66	Henry Waechter, RT	116	Steve Damkroger, SLB	63	Jeff Krejci, S
1982	54	Jeff Merrell, MG	79	Steve Damkroger, SLB	52	Bret Clark, S
1983	46	Rob Stuckey, RT	125	Mike Knox, WLB	57	Mike McCashland, M
1984	38	Chris Spachman, LT	96	Marc Munford, WLB	45	Bret Clark, S
1985	53	Jim Skow, RT	67	Marc Munford, WLB	37	Brian Washington, M
1986	53	Danny Noonan, MG	90	Marc Munford, WLB	52	Charles Fryar, RCB
1987	65	Neil Smith, LT	75	LeRoy Etienne, SLB	45	Mark Blazek, S
1988	55	Lawrence Pete, MG	98	Broderick Thomas, LOLB	58	Reggie Cooper, SS
1989	36	Kent Wells, RT	74	Pat Tyrance, WLB	59	Reggie Cooper, SS
1990	73	Kenny Walker, RT	98	Pat Tyrance, WLB	71	Reggie Cooper, SS
1991	69	Pat Engelbert, MG	80	Mike Anderson, WLB	87	Steve Carmer, SS
1992	77	John Parrella, LT	82	Travis Hill, LOLB	69	Steve Carmer, SS
1993	48	Kevin Ramaekers, DT	96	Trev Alberts, ROLB	79	Toby Wright, SS
1994	71	Christian Peter, DT	96	Ed Stewart, WLB	66	Kareem Moss, ROV
1995	46	Christian Peter, DT	62	Terrell Farley, WLB	53	Mike Minter, ROV
1996	58	Jason Peter, DT	97	Jamel Williams, SLB	51	Mike Minter, ROV
1997	60	Jason Peter, DT	61	Jay Foreman, MLB	77	Mike Brown, ROV
1998	40	Loran Kaiser, DT	97	Jay Foreman, MLB	102	Mike Brown, ROV
1999	45	Steve Warren, DT	83	Carlos Polk, MLB	96	Mike Brown, ROV
2000	46	Jason Lohr, NT	90	Carlos Polk, MLB	56	Keyuo Craver, LCB
2001	44	Jeremy Slechta, DT	84	Jamie Burrow, MLB	62	Dion Booker, ROV/FS
2002	67	Ryon Bingham, NT	92	Demorrio Williams, WLB	84	Philip Bland, FS
2003	56	Ryon Bingham, NT	149	Barrett Ruud, MLB	69	Daniel Bullocks, SS
2004	43	Le Kevin Smith, DT	143	Barrett Ruud, MLB	63	Josh Bullocks, FS
2005	50	Titus Adams, DT	98	Corey McKeon, MLB	83	Daniel Bullocks, SS
2006	52	Adam Carriker, DE	76	Stewart Bradley, LB	74	Andre Jones, CB
2007	45	Zach Potter, DE	92	Steve Octavien, LB	78	Larry Asante, SS
2008	76	Ndamukong Suh, DT	51	Cody Glenn, LB	67	Larry Asante, SS
2009	85	Ndamukong Suh, DT	83	Phillip Dillard, LB	79	Larry Asante, SS
2010	70	Jared Crick, DT	152	Lavonte David, LB	99	Dejon Gomes, FS
2011	58	Cameron Meredith, DE	133	Lavonte David, LB	80	Daimion Stafford, S
2012	59	Eric Martin, DE	110	Will Compton, LB	96	Daimion Stafford, S
2013	66	Randy Gregory, DE	87	David Santos, LB	91	Corey Cooper, S
2014	54	Randy Gregory, DE	103	Zaire Anderson, LB	88	Nathan Gerry, S
2015	29	Maliek Collins, DT	61	Josh Banderas, LB	79	Nathan Gerry, S
2016	49	Ross Dzuris, DE	93	Josh Banderas, LB	74	Nathan Gerry, S
2017	42	Carlos Davis, DL	95	Chris Weber, LB	48	Aaron Williams, DB
2018	41	Khalil Davis, DL	112	Mohamed Barry, LB	70	Aaron Williams, DB
2019	45	Khalil Davis, DL	89	Mohamed Barry, LB	67	Marquel Dismuke, S
2020	27	Ben Stille, DL	58	JoJo Domann, OLB	51	Deontai Williams, S
2021	46	Ben Stille, DL	108	Luke Reimer, LB	57	Quintin Newsome, DB
2022	46	Colton Feist, DT	86	Luke Reimer, LB	73	Myles Farmer, S
2023	40	Nash Hutmacher, DT	86	Isaac Gifford, ROV	51	Omar Brown, S

Note: Bold indicates overall season leader, not just position leader

Unassisted Tackles (By Position)

Year	No.	Linemen	No.	LB/RE/OLB	No.	Backs
1965	28	Walt Barnes, RT	30	Mike Kennedy, LB	29	Bill Johnson, LCB
					29	Larry Wachholtz, S
1966	42	Carel Stith, LT	37	Lynn Senkbeil, LB	38	Marv Mueller, S
1967	59	Wayne Meylan, MG	34	Barry Alvarez, LB	23	Jim Hawkins, LCB
1968	16	Bob Liggett, LT	36	Jerry Murtaugh, SLB	52	Al Larson, LCB
1969	34	Ken Geddes, MG	41	Jerry Murtaugh, SLB	26	Dana Stephenson, LCB
1970	41	Ed Periard, MG	71	Jerry Murtaugh, SLB	38	Joe Blahak, LCB
1971	46	Rich Glover, MG	42	Bob Terrio, WLB	28	Joe Blahak, LCB
1972	52	Rich Glover, MG	20	John Pitts, WLB	29	Joe Blahak, LCB
1973	50	John Bell, MG	29	Tom Ruud, SLB	17	Zaven Yaralian, LCB
1974	38	John Lee, MG	38	Tom Ruud, SLB	16	George Kyros, S
1975	27	Mike Fultz, RT	47	Clete Pillen, WLB	22	Dave Butterfield, LCB
1976	34	Mike Fultz, RT	65	Clete Pillen, SLB	32	Ted Harvey, RCB
1977	20	Randy Poeschl, RT	46	Lee Kunz, SLB	44	Jim Pillen, M
	20	Kerry Weinmaster, MG				
1978	43	Kerry Weinmaster, MG	63	Lee Kunz, WLB	27	Jim Pillen, M
1979	26	Kerry Weinmaster, MG	51	Kim Baker, WLB	25	Russell Gary, S
1980	30	Curt Hineine, MG	48	Jimmy Williams, LE	46	Russell Gary, S
	30	Henry Waechter, RT				
1981	41	Henry Waechter, RT	59	Steve Damkroger, SLB	34	Jeff Krejci, S
1982	38	Jeff Merrell, MG	53	Steve McWhirter, SLB	34	Bret Clark, S
1983	26	Rob Stuckey, RT	64	Mike Knox, WLB	37	Bret Clark, S
	26	Mark Tranmer, MG				
1984	26	Ken Shead, MG	58	Marc Munford, WLB	30	Bret Clark, S
1985	43	Jim Skow, RT	43	Marc Munford, WLB	26	Chris Carr, S
1986	31	Danny Noonan, MG	49	Marc Munford, WLB	38	Charles Fryar, RCB
1987	36	Neil Smith, LT	41	Broderick Thomas, LE	26	Mark Blazek, S
1988	35	Willie Griffin, LT	53	Broderick Thomas, LOLB	37	Reggie Cooper, SS
	35	Lawrence Pete, MG				
1989	19	Mike Murray, MG	36	Pat Tyrance, WLB	38	Reggie Cooper, SS
1990	33	Kenny Walker, RT	41	Pat Tyrance, WLB	36	Reggie Cooper, SS
1991	25	Pat Engelbert, MG	28	Mike Anderson, WLB	35	Steve Carmer, SS
			28	Travis Hill, LOLB		
1992	29	John Parrella, LT	35	Travis Hill, LOLB	31	Steve Carmer, SS
1993	19	Terry Connealy, NT	47	Trev Alberts, ROLB	43	Toby Wright, SS
1994	32	Christian Peter, DT	41	Ed Stewart, WLB	41	Kareem Moss, ROV
1995	12	Christian Peter, DT	27	Terrell Farley, WLB	27	Mike Minter, ROV
1996	17	Jason Peter, DT	36	Jamel Williams, SLB	22	Eric Stokes, FS
1997	22	Jason Peter, DT	28	Grant Wistrom, RE	36	Mike Brown, ROV
1998	16	Loran Kaiser, DT	33	Eric Johnson, WLB	37	Mike Brown, ROV
1999	23	Steve Warren, DT	32	Carlos Polk, MLB	56	Mike Brown, ROV
2000	19	Jason Lohr, NT	40	Carlos Polk, MLB	33	Keyuo Craver, LCB
2001	16	Jeremy Slechta, DT	27	Jamie Burrow, MLB	35	Keyuo Craver, LCB
			27	Chris Kelsay, RE		
2002	21	Ryon Bingham, NT	38	Demorrio Williams, WLB	44	Philip Bland, FS
2003	27	Ryon Bingham, NT	83	Demorrio Williams, WLB	44	Daniel Bullocks, SS
2004	19	Adam Carriker, DE	86	Barrett Ruud, MLB	43	Josh Bullocks, FS
2005	26	Adam Carriker, DE	61	Corey McKeon, MLB	46	Daniel Bullocks, SS
	26	Titus Adams, DT				
2006	24	Adam Carriker, DE	41	Stewart Bradley, SLB	52	Andre Jones, CB
2007	26	Zach Potter, DE	56	Steve Octavien, WLB	43	Armando Murillo, CB
2008	39	Ndamukong Suh, DT	26	Cody Glenn, WLB	45	Larry Asante, SS
2009	52	Ndamukong Suh, DT	45	Phillip Dillard, LB	42	Larry Asante, SS
2010	36	Jared Crick, DT	84	Lavonte David, LB	51	Dejon Gomes, FS
2011	27	Cameron Meredith, DE	65	Lavonte David, LB	46	Daimion Stafford, S
2012	32	Eric Martin, DE	37	Will Compton, LB	51	Daimion Stafford, S
2013	40	Randy Gregory, DE	48	David Santos, LB	52	Corey Cooper, S
2014	23	Randy Gregory, DE	48	Zaire Anderson, LB	49	Nathan Gerry, S
2015	15	Maliek Collins, DT	36	Dedrick Young, LB	31	Byerson Cockrell, S
	15	Greg McMullen, DE				
2016	21	Ross Dzuris, DE	40	Josh Banderas, LB	48	Joshua Kalu, CB
2017	17	Carlos Davis, DL	39	Chris Weber, LB	33	Joshua Kalu, DB
2018	24	Khalil Davis, DL	55	Mohamed Barry, LB	45	Aaron Williams, DB
2019	28	Khalil Davis, DL	43	Will Honas, LB	42	Marquel Dismuke, S
2020	12	Ben Stille, DL	35	JoJo Domann, OLB	37	Deontai Williams, S
2021	21	Ben Stille, DL	60	Luke Reimer, LB	38	Quintin Newsome, CB
2022	19	Colton Feist, DT	38	Luke Reimer, LB	43	Isaac Gifford, ROV
2023	17	Jimari Butler, DE	27	John Bullock, LB	44	Isaac Gifford, ROV

Note: Bold indicates overall season leader, not just position leader

The Last Time An Individual Had...

50-59 Yard Run

Nebraska: Chubba Purdy, at Wisconsin, Nov. 18, 2023 (55)
Opponent: Leshon Williams, Iowa, Nov. 24, 2023 (53)

60-69 Yard Run

Nebraska: Trey Palmer, at Purdue, Oct. 15, 2022 (60)
Opponent: Dillon Gabriel, Oklahoma, Sept. 17, 2022 (61)

70-79 Yard Run

Nebraska: Josh Fleeks, vs. Michigan, Sept. 30, 2023 (74-TD)
Opponent: Braelon Allen, at Wisconsin, Nov. 20, 2021 (71-TD)

80-89 Yard Run

Nebraska: Xavier Betts, vs. Northwestern, Oct. 2, 2021 (83-TD)
Opponent: Jonathan Taylor, at Wisconsin, Oct. 6, 2018 (88-TD)

90-99 Yard Run

Nebraska: Taylor Martinez, at UCLA, Sept. 8, 2012 (92-TD)
Opponent: Eli Roberson, at Kansas State, Nov. 16, 2002 (91-TD)

100-199 Rushing Yards, Game

Nebraska: Chubba Purdy, at Wisconsin, Nov. 18, 2023 (105)
Opponent: Leshon Williams, Iowa, Nov. 24, 2023 (111)

200-249 Rushing Yards, Game

Nebraska: Ameer Abdullah, vs. Rutgers, Oct. 25, 2014 (225)
Opponent: Braelon Allen, at Wisconsin, Nov. 20, 2021 (228)

250-299 Rushing Yards, Game

Nebraska: Calvin Jones, vs. Kansas, Nov. 9, 1991 (294 yards)
Opponent: Jamaal Charles, at Texas, Oct. 27, 2007 (290 yards)

300-Plus Rushing Yards, Game

Nebraska: Roy Helu Jr., vs. Missouri, Oct. 30, 2010 (307 yards)
Opponent: Melvin Gordon, at Wisconsin, Nov. 15, 2014 (408 yards)

Four Rushing Touchdowns, Game

Nebraska: Ameer Abdullah, at Northwestern, Oct. 18, 2014 (4)
Opponent: Melvin Gordon, at Wisconsin, Nov. 15, 2014 (4)

20-29 Rushing Attempts, Game

Nebraska: Anthony Grant, at Illinois, Oct. 6, 2023 (20)
Opponent: Braelon Allen, at Wisconsin, Nov. 18, 2023 (22)

30-39 Rushing Attempts, Game

Nebraska: Anthony Grant, vs. Indiana, Oct. 1, 2012 (32)
Opponent: Mohamed Ibrahim, Minnesota, Nov. 5, 2022 (32)

40-Plus Rushing Attempts, Game

Nebraska: Never accomplished
Opponent: Steve Owens, Oklahoma, Nov. 23, 1968 (41)

60-69 Yard Pass

Nebraska: Casey Thompson to Trey Palmer, at Purdue, Oct. 15, 2022 (64)
Opponent: Brendan Sullivan to Bryce Kirtz, Northwestern, Oct. 21, 2023 (66)

70-79 Yard Pass

Nebraska: Heinrich Haarberg to Jaylen Lloyd, vs. Purdue, Oct. 28, 2023 (73-TD)
Opponent: C.J. Stroud to Jaxon Smith-Njigba, Ohio State Nov. 6, 2021 (75-TD)

80-89 Yard Pass

Nebraska: Casey Thompson to Trey Palmer, at Iowa, Nov. 25, 2022 (87-TD)
Opponent: Jack Plummer to David Bell, at Purdue, Dec. 5, 2020 (89-TD)

90-99 Yard Pass

Nebraska: Tommy Armstrong Jr. to Quincy Enunwa, vs. Georgia (Gator Bowl) Jan. 1, 2014 (99-TD)
Opponent: Steven Montez to K.D. Nixon, at Colorado Sept. 7, 2019 (96-TD)

200-299 Passing Yards, Game

Nebraska: Casey Thompson, at Iowa, Nov. 25, 2022 (278)
Opponent: Taulia Tagovailoa, Maryland, Nov. 11, 2023 (283)

300-399 Passing Yards, Game

Nebraska: Casey Thompson, at Purdue, Oct. 15, 2022 (354)
Opponent: Shedeur Sanders, at Colorado, Sept. 9, 2023 (393)

400-499 Passing Yards, Game

Nebraska: Tanner Lee, at Purdue, Oct. 28, 2017 (431)
Opponent: Kyle Vantrease, Georgia Southern, Sept. 10, 2023 (409)

500-Plus Passing Yards, Game

Nebraska: Joe Ganz, vs. Kansas State, Nov. 10, 2007 (510 yards)
Opponent: Tim Rattay, Louisiana Tech, Aug. 29, 1998 (590 yards)

20-29 Pass Completions, Game

Nebraska: Casey Thompson, at Iowa, Nov. 25, 2022 (20)
Opponent: Taulia Tagovailoa, Maryland, Nov. 11, 2023 (27)

30-39 Pass Completions, Game

Nebraska: Tanner Lee, at Purdue, Oct. 28, 2017 (32)
Opponent: Shedeur Sanders, at Colorado, Sept. 9, 2023 (31)

40-Plus Pass Completions, Game

Nebraska: Never accomplished
Opponent: Clayton Thorson, at Northwestern, Oct. 13, 2018 (41)

40-49 Pass Attempts, Game

Nebraska: Casey Thompson, vs. Northwestern, Aug. 27, 2022 (42)
Opponent: Taulia Tagovailoa, Maryland, Nov. 11, 2023 (40)

50-59 Pass Attempts, Game

Nebraska: Tanner Lee, at Purdue, Oct. 28, 2017 (50)
Opponent: Aiden O'Connell, at Purdue, Oct. 15, 2022 (54)

60-Plus Pass Attempts, Game

Nebraska: Never accomplished
Opponent: Clayton Thorson, at Northwestern, Oct. 13, 2018 (64)

Four or More Touchdown Passes, Game

Nebraska: Ryker Fyfe, at Purdue, Oct. 31, 2015 (4)
Opponent: Aiden O'Connell, at Purdue, Oct. 15, 2022 (4)

300-Plus Total-Offense Yards, Game

Nebraska: Casey Thompson, at Purdue, Oct. 15, 2022 (353)
Opponent: Taulia Tagovailoa, Maryland, Nov. 11, 2023 (310)

400-Plus Total-Offense Yards, Game

Nebraska: Adrian Martinez, at Rutgers, Dec. 18, 2020 (412)
Opponent: Kyle Vantrease, Georgia Southern, Sept. 10, 2023 (416)

500-Plus Total-Offense Yards, Game

Nebraska: Joe Ganz, at Colorado, Nov. 23, 2007 (521)
Opponent: Tim Rattay, Louisiana Tech, Aug. 29, 1998 (568)

7-9 Pass Receptions, Game

Nebraska: Billy Kemp IV, at Wisconsin, Nov. 18, 2023 (8)
Opponent: Will Pauling, at Wisconsin, Nov. 18, 2023 (8)

10-13 Pass Receptions, Game

Nebraska: Trey Palmer, vs. Oklahoma, Sept. 17, 2022 (10)
Opponent: Smoke Harris, Louisiana Tech, Sept. 23, 2023 (10)

14-Plus Pass Receptions, Game

Nebraska: Dennis Richnafsky, at Kansas State, Oct. 7, 1967 (14)
Opponent: Jaxon Smith-Njigba, vs. Ohio St., Nov. 6, 2021 (15)

100-149 Receiving Yards, Game

Nebraska: Marcus Washington, vs. Georgia Southern, Sept. 10, 2022 (123)
Opponent: Cyrus Allen, Louisiana Tech, Oct. 23, 2023 (102)

150-199 Receiving Yards, Game

Nebraska: Trey Palmer, at Iowa, Nov. 26, 2022 (165)
Opponent: Xavier Weaver, at Colorado, Sept. 9, 2023 (170)

200-299 Receiving Yards, Game

Nebraska: Trey Palmer, at Purdue, Oct. 15, 2022 (237)
Opponent: Jaxon Smith-Njigba, Ohio State, Nov. 6, 2021 (240)

300-399 Receiving Yards, Game

Nebraska: Never accomplished
Opponent: Never accomplished

400-Plus Receiving Yards, Game

Nebraska: Never accomplished
Opponent: Troy Edwards, Louisiana Tech, Aug. 29, 1998 (405)

Two Receiving Touchdowns, Game

Nebraska: Trey Palmer, at Iowa, Nov. 26, 2022 (2)
Opponent: Roman Wilson, Michigan, Sept. 30, 2023 (2)

Three Receiving Touchdowns, Game

Nebraska: Brandon Kinnie, at Oklahoma State, Oct. 23, 2010 (3)
Opponent: Dezmon Briscoe, at Kansas, Nov. 3, 2007 (3)

15-19 Tackles, Game

Nebraska: Luke Reimer, vs. Northwestern, Aug. 27, 2022 (15)
Opponent: Nicario Harper, Illinois, Oct. 6, 2023 (17)

20-29 Tackles, Game

Nebraska: Lee Kunz, at Oklahoma, Nov. 25, 1977 (23)
Opponent: Michael Boley, Southern Miss, Sept. 11, 2004 (20)

30-Plus Tackles, Game

Nebraska: Clete Pillen, vs. Oklahoma St., Nov. 6, 1976 (30)
Opponent: Ryan Greenhagen, Fordham, Sept. 4, 2021 (31)

Two Quarterback Sacks, Game

Nebraska: Nash Hutmacher, vs. Northwestern, Oct. 21, 2023 (2.5-16)
Opponent: Jalen Thompson, at Michigan St., Nov. 4, 2023 (2-5)

Three Quarterback Sacks, Game

Nebraska: Randy Gregory, at Michigan, Nov. 9, 2013 (3-14)
Opponent: Mustaf Johnson, at Colorado, Sept. 7, 2019 (3-21)

Four Quarterback Sacks, Game

Nebraska: Ndamukong Suh, vs. Texas
(Big 12 Championship), Dec. 5, 2009 (4.5-21)
Opponent: Brandon Sharpe, Texas Tech, Oct. 17, 2009 (4-19)

Five Quarterback Sacks, Game

Nebraska: Jared Crick, at Baylor, Oct. 31, 2009
(5-24, school record)
Opponent: Never accomplished

Five Tackles for Loss, Game

Nebraska: Clante Evans, vs. Northwestern, Nov. 2, 2013 (5-23)
Opponent: A.J. Epenesa, at Nebraska, Nov. 29, 2019 (5-22)

Six Tackles for Loss, Game

Nebraska: Ndamukong Suh, vs. Texas
(Big 12 Championship), Dec. 5, 2009 (7-22);
Jared Crick, at Baylor, Oct. 31, 2009 (7-28)
Opponent: Gelen Robinson, at Purdue, Oct. 28, 2017 (6-16)

Seven Tackles for Loss, Game

Nebraska: Ndamukong Suh, vs. Texas
(Big 12 Championship), Dec. 5, 2009 (7-22);
Jared Crick, at Baylor, Oct. 31, 2009 (7-28)
Opponent: Never accomplished

Five Pass Breakups, Game

Nebraska: Dicaprio Bootle, at Michigan, Sept. 22, 2018 (5)
Opponent: Never accomplished

Six Pass Breakups, Game

Nebraska: Fabian Washington, vs. Kansas, Oct. 2, 2004 (6)
Opponent: Never accomplished

Intercepted Two Passes, Game

Nebraska: Tommi Hill, vs. Purdue, Oct. 28, 2023 (2)
Opponent: Tarheed Still, Maryland, Nov. 11, 2023 (2)
Dante Trader, Maryland, Nov. 11, 2023 (2)

Intercepted Three Passes, Game

Nebraska: Matt O'Hanlon, vs. Oklahoma, Nov. 7, 2009
Opponent: Anthony Brown, Purdue, Oct. 31, 2015

Recovered Two Fumbles, Game

Nebraska: Zaire Anderson, at Wisconsin, Nov. 15, 2014
Opponent: Jartavius Martin, at Illinois, Sept. 21, 2018

Recovered Three Fumbles, Game

Nebraska: Broderick Thomas, at Colorado, Oct. 19, 1985
Opponent: Never accomplished

Kicked a 50-Yard Field Goal

Nebraska: Tristan Alvano, vs. Purdue, Oct. 28, 2023 (55)
Opponent: Jonathan Kim, at Michigan St., Nov. 4, 2023 (50)

Punt-Return Touchdown

Nebraska: JD Spielman, vs. South Alabama,
Aug. 31, 2019 (76 yards)
Opponent: Jayden Reed, at Michigan State,
Sept. 25, 2021 (62 yards)

Kickoff-Return Touchdown

Nebraska: JD Spielman, vs. Arkansas State, Sept. 2, 2017
(99 yards)
Opponent: Stephen Bracey, at Wisconsin, Nov. 20, 2021
(91 yards)

Pass Interception-Return Touchdown

Nebraska: Cam Taylor-Britt, vs. Iowa, Nov. 29, 2019 (38 yards)
Opponent: Jalen Graham, Purdue, Oct. 30, 2021 (45 yards)

Fumble-Return Touchdown

Nebraska: Deontai Williams, vs. Penn State, Nov. 14, 2020 (26 yards)
Opponent: Kydran Jenkins, Purdue, Oct. 28, 2023 (55 yards)

Blocked Punt

Nebraska: Blaise Gunnerson, at Illinois, Oct. 6, 2022
Opponent: James Schott, at Michigan St., Nov. 4, 2023

Blocked Punt Returned for Touchdown

Nebraska: Malcolm Hartzog, vs. Indiana, Oct. 1, 2022 (30 yards)
Opponent: Kyler Fisher, Iowa, Nov. 26, 2021 (14 yards)

Blocked Two Punts in a Game

Nebraska: Kieron Williams, vs. USC (Holiday Bowl),
Dec. 27, 2014
Opponent: Never accomplished

Blocked Field Goal

Nebraska: Elijah Jeudy, vs. Purdue, Oct. 28, 2023
Opponent: Jalen McKie, Northern Illinois, Sept. 14, 2019
Antonio Jones-Davis, Northern Illinois, Sept. 14, 2019

Blocked Two Field Goals in a Game

Nebraska: Kyle Vanden Bosch, vs. Texas A&M, Nov. 6, 1999
Opponent: Never accomplished

Blocked FG Returned for Touchdown

Nebraska: Quinton Newsome, vs. Purdue, Oct. 28, 2023 (68 yards)
Opponent: Never accomplished

Blocked PAT

Nebraska: Joshua Kalu, at Purdue, Oct. 31, 2015
Opponent: Keith Randolph Jr., Illinois, Oct. 19, 2022

Blocked PAT Returned for Two Points

Nebraska: Never accomplished
Opponent: Patrick Fields, at Oklahoma, Oct. 18, 2021
Stephon Gilmore, South Carolina (Capital One Bowl),
Jan. 2, 2012
Greg Biekert, Colorado, Nov. 2, 1991

The Last Time A Team...

Rushed for 300-399 Yards, Game

Nebraska: vs. Louisiana Tech, Sept. 23, 2023 (312 yards)
Opponent: Oklahoma, Sept. 17, 2022 (312 yards)

Rushed for 400-499 Yards, Game

Nebraska: vs. Northwestern, Oct. 2, 2021 (427 yards)
Opponent: at Minnesota, Nov. 11, 2017 (409 yards)

Rushed for 500-599 Yards, Game

Nebraska: vs. San Jose State, Sept. 2, 2000 (505 yards)
Opponent: at Wisconsin, Nov. 15, 2014 (581 yards)

Rushed for 600 Yards, Game

Nebraska: at Baylor, Oct. 13, 2001 (641 yards)
Opponent: Never accomplished

Recorded 60-69 Rushing Attempts, Game

Nebraska: vs. Fordham, Sept. 4, 2021 (65 attempts)
Opponent: Michigan, Nov. 19, 2011 (61 attempts)

Recorded 70-79 Rushing Attempts, Game

Nebraska: vs. Illinois, Sept. 27, 2014 (70 attempts)
Opponent: Iowa State, Nov. 14, 1992 (70 attempts)

Recorded 80-Plus Rushing Attempts, Game

Nebraska: vs. Iowa State, Nov. 9, 1985 (83 attempts)
Opponent: Never accomplished

Passed for 200-299 Yards, Game

Nebraska: at Iowa, Nov. 26, 2022 (278 yards)
Opponent: Maryland, Nov. 11, 2023 (283 yards)

Passed for 300-399 Yards, Game

Nebraska: at Purdue, Oct. 15, 2022 (354 yards)
Opponent: at Colorado, Sept. 9, 2023 (396 yards)

Passed for 400-499 Yards, Game

Nebraska: at Wisconsin, Oct. 6, 2018 (407 yards)
Opponent: Georgia Southern, Sept. 10, 2022 (409 yards)

Passed for 500-599 Yards, Game

Nebraska: vs. Kansas State, Nov. 10, 2007 (519 yards)
Opponent: Louisiana Tech, Aug. 29, 1998 (590 yards)

Completed 20-29 Passes, Game

Nebraska: at Iowa, Nov. 26, 2022 (20)
Opponent: Maryland, Nov. 11, 2023 (27)

Completed 30-39 Passes, Game

Nebraska: at Purdue, Oct. 28, 2017 (32)
Opponent: at Colorado, Sept. 9, 2023 (32)

Completed 40-Plus Passes, Game

Nebraska: Never accomplished
Opponent: at Northwestern, Oct. 13, 2018 (41)

Attempted 40-49 Passes, Game

Nebraska: vs. Northwestern, Aug. 27, 2022 (42)
Opponent: Maryland, Nov. 11, 2023 (40)

Attempted 50-59 Passes, Game

Nebraska: at Purdue, Oct. 28, 2017 (50)
Opponent: at Purdue, Oct. 15, 2022 (54)

Attempted 60-Plus Passes, Game

Nebraska: Never accomplished
Opponent: at Northwestern, Oct. 13, 2018 (65)

Recorded 600-699 Total-Offense Yards, Game

Nebraska: vs. Northwestern, Oct. 2, 2021 (657 yards)
Opponent: at Purdue, Oct. 15, 2022 (606 yards)

Recorded 700 Total-Offense Yards, Game

Nebraska: vs. Florida Atlantic, Aug. 30, 2014 (784 yards)
Opponent: Never accomplished

Recorded 30 First Downs, Game

Nebraska: vs. Georgia Southern, Sept. 10, 2022 (33)
Opponent: at Purdue, Oct. 15, 2022 (38)

Scored 30-39 Points, Game

Nebraska: vs. Purdue, Oct. 28, 2023
(Nebraska won, 31-17)
Opponent: at Colorado, Sept. 30, 2023 (Colorado won, 36-14)

Scored 40-49 Points, Game

Nebraska: vs. Georgia Southern, Sept. 10, 2022
(Nebraska lost 45-42)
Opponent: Michigan, Sept. 30, 2023 (Michigan won, 45-7)

Scored 50-59 Points, Game

Nebraska: vs. Northwestern, Oct. 2, 2021
(Nebraska won, 56-7)
Opponent: at Ohio State, Oct. 24, 2020
(Ohio State won 52-17)

Scored 60-69 Points, Game

Nebraska: vs. Northwestern (Alamo Bowl), Dec. 30, 2000
(Nebraska won, 66-17)
Opponent: at Ohio State, Nov. 5, 2016
(Ohio State won 62-3)

Scored 70 Points, Game

Nebraska: vs. Idaho State, Sept. 22, 2012
(Nebraska won, 73-7)
Opponent: Wisconsin (Big Ten Championship),
Dec. 1, 2012 (Wisconsin won, 70-31)

Scored 30 Points in a Quarter

Nebraska: vs. Northwestern (Alamo Bowl),
Dec. 30, 2000 (31 in second quarter)
vs. Baylor, Oct. 21, 2000 (38 in first quarter)
Opponent: at Oklahoma, Nov. 1, 2008 (35 in first quarter)

Had Two 100-Yard Rushers in a Game

Nebraska: vs. Louisiana Tech, Sept. 23, 2023
(Heinrich Haarberg, 19 att, 157 yards, 1 TD;
Anthony Grant, 22 att., 139 yards, 1 TD)
Opponent: Illinois, Nov. 21, 2020
(Mike Epstein, 13 carries, 113 yards TD;
Chase Brown, 26 carries, 110 yards, 2 TD)

Held Time of Possession of 40 Minutes, Game

Nebraska: at Texas Tech, Oct. 11, 2008 (40:12)
Opponent: at Purdue, Oct. 15, 2022 (42:42)

Recorded a Safety

Nebraska: vs. Illinois, Nov. 10, 2018 (Marquel Dismuke)
Opponent: Minnesota, Oct. 16, 2021 (Ezeji Otomewo)

Recorded a Shutout

Nebraska: vs. Arizona (Holiday Bowl),
Dec. 30, 2009 (33-0)
Opponent: Arizona State, Sept. 21, 1996 (19-0)

Fumbled Seven Times, Game

Nebraska: vs. Idaho, Sept. 11, 2010 (8 fumbles, 3 lost)
Opponent: Nicholls State, Sept. 9, 2006 (7 fumbles, 3 lost)

Fumbled Eight Times, Game

Nebraska: vs. Idaho, Sept. 11, 2010 (8 fumbles, 3 lost)
Opponent: Oklahoma, Nov. 21, 1987 (8 fumbles, 3 lost)

Fumbled 10 Times, Game

Nebraska: vs. Kansas State, Nov. 13, 1999 (10 fumbles, 3 lost)
Opponent: Auburn, Oct. 3, 1981 (10 fumbles, 5 lost)

Four Fumbles Lost, Game**Nebraska:** Purdue, Oct. 28, 2023

(5 fumbles, 4 lost)

Opponent: at Maryland, Nov. 23, 2019

(4 fumbles, 4 lost)

Five Fumbles Lost, Game**Nebraska:** vs. Iowa State, Oct. 24, 2009

(7 fumbles, 5 lost)

Opponent: Arizona State, Sept. 28, 1991

(7 fumbles, 5 lost)

Six Fumbles Lost, Game**Nebraska:** at Iowa State, Nov. 13, 1976

(8 fumbles, 6 lost)

Opponent: Iowa State, Nov. 15, 1980

(6 fumbles, 6 lost)

Defense Scored Two or More Touchdowns, Game**Nebraska:** vs. South Alabama, Aug. 31, 2019

(1 interception, 1 fumble recovery)

Opponent: Northern Illinois, Sept. 16, 2017

(2 interceptions)

Defense Intercepted Three Or More Passes, Game**Nebraska:** at Rutgers, Oct. 7, 2022 (3)**Opponent:** Maryland, Nov. 11, 2023 (4)**Defense Recorded 15 or More Tackles for Loss, Game****Nebraska:** at Michigan, Nov. 9, 2013 (16-67)**Opponent:** at Michigan, Sept. 22, 2018 (15-65)**Defense Recorded Seven or More Sacks, Game****Nebraska:** vs. Northwestern, Oct. 21, 2023 (8-51)**Opponent:** at Michigan State, Sept. 25, 2021 (7-34)**Defense Recorded 10 or More Sacks, Game****Nebraska:** vs. Maine, Sept. 3, 2005 (11-69)**Opponent:** Never accomplished**Defense Recorded 15 or More Pass Breakups, Game****Nebraska:** Kansas, Oct. 2, 2004 (17)**Opponent:** Never accomplished**Blocked Two or More Field Goals in a Game****Nebraska:** vs. Iowa, Nov. 24, 2023

(Ty Robinson, Nash Hutmacher)

Opponent: Northern Illinois, Sept. 14, 2019

(Jalen McKie, Antonio Jones-Davis)

Blocked Two or More Punts in a Game**Nebraska:** at Purdue, Nov. 2, 2019**Opponent:** at Iowa State, Nov. 7, 1998**Blocked Two or More PATs in a Game****Nebraska:** Never accomplished**Opponent:** Florida, Jan. 2, 1996 (Fiesta Bowl)**Scored Touchdowns on a Kickoff and Punt Return****Nebraska:** Never accomplished**Opponent:** Notre Dame, Sept. 9, 2000**Was Not Penalized****Nebraska:** at Michigan State, Nov. 4, 2023**Opponent:** Michigan, Sept. 30, 2023**Overcame Halftime Deficit to Win Game in Lincoln****Nebraska:** vs. Michigan State, Nov. 17, 2018

(NU trailed 3-0 at halftime, but rallied for a 9-6 victory)

Opponent: Wisconsin, Nov. 19, 2022)

(Wisconsin won 15-14 after trailing 7-0 at half)

Trailed After Three Quarters, Rallied to Win Game**Nebraska:** at Rutgers, Oct. 27, 2022

(NU trailed 13-7 after three quarters, but won 14-13)

Opponent: Maryland, Nov. 11, 2023)

(Maryland won 13-10 after trailing 10-7 after three quarters)

Trailed After Three Quarters and Rallied to Win Game in Lincoln**Nebraska:** vs. Michigan State, Nov. 17, 2018

(Nebraska trailed 3-0 after three quarters, but won 9-6)

Opponent: Wisconsin, Nov. 19, 2022)

(Wisconsin won 15-14 after trailing 14-3 after three quarters)

Tied After Three Quarters, Won Game:**Nebraska:** at Rutgers, Dec. 18, 2020

(Nebraska and Rutgers were tied, 21-21, after three quarters before Nebraska won 28-21)

Opponent: Iowa, Nov. 24, 2023

(Nebraska and Iowa were tied, 10-10, after three quarters before Iowa won 13-10)

Overtime Game:**Nebraska:** at Wisconsin, Nov. 18, 2023

(Wisconsin won, 24-17 OT)

Nebraska Overtime Win:**Nebraska:** at Iowa, Nov. 28, 2014 (37-34 OT)

Nebraska 8-8 in OT

The tiebreaker that had been used since 1981 for Division I-AA, II and III championships and in certain I-AA conferences' regular-season contests went into effect in 1996 for all NCAA football games that were tied at the end of regulation.

An overtime period, untimed, consists of two possessions, one by each team beginning on the opponent's 25-yard line, and the game ends when the score is no longer tied after a complete period. Beginning in the third overtime period, teams that score TDs must attempt a two-point conversion. This rule went into effect in 1997. Beginning in 2020, after two OTs, teams attempt 2-point tries until a winner is determined.

Nov. 8, 1997: Nebraska 45, Missouri 38, OT, Columbia, Mo.

Nov. 26, 1999: Nebraska 33, Colorado 30, OT, Boulder, Colo.

Sept. 9, 2000: Nebraska 27, Notre Dame 24, OT, South Bend, Ind.

Oct. 1, 2005: Nebraska 27, Iowa State 20, 2 OT, Lincoln, Neb.

Sept. 30, 2006: Nebraska 39, Kansas 32, OT, Lincoln, Neb.

Oct. 11, 2008: Texas Tech 37, Nebraska 31, OT, Lubbock, Texas

Nov. 6, 2010: Nebraska 31, Iowa State 30, OT, Ames, Iowa

Nov. 23, 2013: Nebraska 23, Penn State, 20, OT, University Park, Pa.

Nov. 28, 2014: Nebraska 37, Iowa, 34, OT, Iowa City, Iowa

Sept. 19, 2015: Miami 36, Nebraska 33, OT, Miami, Fla.

Oct. 29, 2016: Wisconsin 23, Nebraska 17, OT, Madison, Wis.

Nov. 4, 2017: Northwestern 31, Nebraska 24, OT, Lincoln, Neb.

Oct. 13, 2018: Northwestern 34, Nebraska 31, OT, Evanston, Ill.

Sept. 7, 2019: Colorado 34, Nebraska 31, OT, Boulder, Colo.

Sept. 25, 2021: Michigan St. 23, Nebraska 20, OT, East Lansing, Mich.

Nov. 18, 2023: Wisconsin 24, Nebraska 17, OT, Madison, Wis.

Nebraska's Greatest Comebacks

Nebraska produced two of the biggest comebacks in school history in its first two Homecoming games against Big Ten opponents. In its first home game against Ohio State on Oct. 8, 2011, the Huskers fell behind the Buckeyes 27-6 early in third quarter before rallying for 28 consecutive points in the game's final 23 minutes. NU trailed 27-20 midway through the fourth quarter before I-back Rex Burkhead scored on a 30-yard pass from Taylor Martinez to tie the score with 7:35 left. Burkhead completed the comeback with a seven-yard touchdown run with 5:10 left for a 34-27 Nebraska victory. In the 2012 Homecoming clash with Wisconsin, NU trailed by 17 points on two occasions, the last coming after a Montee Ball touchdown run with 10:29 left in the third quarter to give the Badgers a 27-10 lead. But NU closed the game with 20 straight points, including Brett Maher's game-tying field goal with 0:55 left in the third quarter and his game-winner from 41 yards out with 9:41 left in the game.

The Huskers have trailed by 10 or more points and rallied to win 47 times in history, including a win at Rutgers in 2022. In 2012, NU trailed by 10 or more points in the second half before beating Wisconsin, Northwestern, Michigan State and Penn State in a six-game span from Sept. 29 to Nov. 10.

NU's largest comebacks since 1965 are listed below, including the time the opponent scored to take its largest lead and the time NU produced the game-winning score.

Year	Opponent	Deficit (Time)	Game-Winning Score (Final)
2011	Ohio State	21, 10:53 left 3rd	TD, 5:10, 4th (34-27)
1991	at Kansas	17, 2:15 left 1st	TD, 8:46, 3rd (59-23)
2002	at Texas A&M	17, 7:43 left 3rd	TD, 11:01, 4th (38-31)
2012	Wisconsin	17, 10:29 left 3rd	FG, 9:41, 4th (30-27)
2014	at Iowa	17, 8:45 left 3rd	TD, Overtime (37-34)
1950	Missouri*	14, N/A	N/A
1951	Iowa State*	14, N/A	N/A
1960	Oklahoma	14, 11:19 left 2nd	FG, 1:38, 4th (17-14)
1965	Missouri	14, end of 1st	FG, 5:56, 4th (16-14)
1967	Kansas State	14, 3:19 left 1st	FG, 1:11, 4th (16-14)
1968	Oklahoma State	14, 13:42 left 3rd	TD, 0:57, 4th (21-20)
1979	Iowa	14, 5:21 left 3rd	FG, 5:52, 4th (24-21)
1979	Penn State	14, 3:00 left 1st	TD, 6:02, 2nd (42-17)
1991	Oklahoma	14, 12:39 left 2nd	TD, 2:57, 4th (19-14)
1994	Wyoming	14, 0:25 left 1st	TD, 8:11, 3rd (42-32)
2008	Colorado	14, 5:47 left 1st	FG, 1:43, 4th (40-31)
2012	Penn State	14, 1:08 left 2nd	TD, 10:57, 4th (32-23)
2013	Northwestern	14, 11:07 left, 2nd	TD, 0:00, 4th (27-24)
2015	vs. UCLA	14, 7:55 left 2nd	TD, 4:50, 4th (37-29)
2019	at Illinois	14, 5:40 left 3rd	TD, 8:00, 4th (42-38)
1941	Iowa*	13, N/A	N/A
1982	Hawaii	13, 9:12 left 3rd	TD, 11:27, 4th (37-16)
2016	Oregon	13, 2:30 left 2nd	TD, 2:29, 4th (35-32)
1940	Iowa State*	12, N/A	N/A
1950	Kansas*	12, N/A	N/A
1966	Colorado	12, 3:39 left 2nd	TD, 0:53, 4th (21-19)
1977	Colorado	12, 9:55 left 2nd	TD, 0:06, 2nd (33-15)
2009	at Missouri	12, 13:57 left 4th	TD, 12:59, 4th (27-12)
2012	at Northwestern	12, 8:31 left 4th	TD, 2:08, 4th (29-28)
2015	Michigan State	12, 4:16, left 4th	TD, 0:17, 4th (39-38)
2017	Purdue	12, 14:23, left 4th	TD, 0:14, 4th (25-24)
2022	at Rutgers	13, 6:20, left 2nd	TD, 8:54, 4th (14-13)

*Specific scoring information is incomplete

Largest Fourth-Quarter Comebacks

Year	Opponent	4th Quarter Deficit	Final Score
1966	at Colorado	7-19 (-12)	21-19
2009	at Missouri	0-12 (-12)	27-12
2012	at Northwestern	16-28 (-12)	29-28
2015	Michigan State	26-38 (-12)	39-38
2017	at Purdue	12-24 (-12)	25-24
2005	vs. Michigan	17-28 (-11)	32-28
2002	at Texas A&M	21-31 (-10)	38-31
2012	at Michigan St.	14-24 (-10)	28-24
2014	at Iowa	14-24 (-10)	37-34 (ot)

Bowl Games

2005	Michigan	17-28 (-11)	32-28 (Alamo)
1974	North Carolina	7-17 (-10)	21-17 (Liberty)
1977	Florida	0-10 (-10)	13-10 (Sugar)
1995	Miami	9-17 (-8)	24-17 (Orange)

Nebraska's Longest Streaks

Winning Streak

Rk.	Wins	Ended By
1.	26, 1994-96	Arizona State, 19-0, Sept. 21, 1996, at Tempe
2.	24, 1901-04	Colorado, 6-0, Oct. 8, 1904, at Boulder
3.	23, 1970-71	UCLA, 20-17, Sept. 9, 1972, at Los Angeles
4.	22, 1982-83	Miami, 31-30, Jan. 2, 1984, at Miami (Orange Bowl)
5.	19, 1914-16 19, 1996-98	Kansas, 7-3, Nov. 18, 1916, in Lincoln Texas A&M, 28-21, Oct. 10, 1998 at College Station
7.	16, 1963-64	Oklahoma, 17-7, Nov. 21, 1964, at Norman
8.	14, 1912-14	South Dakota, 0-0, Oct. 10, 1914, in Lincoln
9.	13, 1999-2000 13, 2000-01	Oklahoma, 31-14, Oct. 28, 2000, at Norman Colorado, 62-36, Nov. 23, 2001, at Boulder
11.	11, 1974-75 11, 1993	Oklahoma, 35-10, Nov. 22, 1974, at Norman Florida State, 18-16, Jan. 1, 1994, at Miami (Orange Bowl)

Unbeaten Streak

Rk.	Unbeaten	Ended By
1.	34, 1912-16	Kansas, 7-3, Nov. 18, 1916, in Lincoln
2.	32, 1969-72	UCLA, 20-17, Sept. 9, 1972, at Los Angeles
3.	13, 1932-33	Pittsburgh, 6-0, Nov. 18, 1933, at Pittsburgh

Losing Streak

Rk.	Losses	Ended Against
1.	10, 2017-18	Minnesota, 53-28, Oct. 20, 2018, in Lincoln
2.	7, 1942-43 7, 1957	Kansas, 7-6, Oct. 23, 1943, in Lincoln Penn State, 14-7, Sept. 28, 1958, in Lincoln
4.	6, 1944-45 6, 2021-22	Kansas, 27-13, Nov. 3, 1945, in Lincoln North Dakota, 38-17, Sept. 3, 2022
6.	5, six times	Most recently in 2022 at Iowa, 24-17, Nov. 25, 2022

Winless Streak

Rk.	Non-Wins	Ended Against
1.	10, 2017-18	Minnesota, 53-28, Oct. 20, 2018, in Lincoln
2.	7, 1918-19 7, 2021-22	Missouri, 12-5, Nov. 8, 1919, at Columbia North Dakota, 38-17, Sept. 3, 2022
4.	6, 1952-53	Miami, 20-16, Oct. 17, 1953, in Lincoln
5.	5, three times	Most recently in 2022 at Iowa, 24-17, Nov. 25, 2022

Miscellaneous Streaks

Most Consecutive Home Sellouts (396)

Nov. 3, 1962-present (NCAA record)

Most Consecutive .500 or Better Seasons (42)

1962-2003

Most Consecutive Winning Regular Seasons (42)

1962-2003

Most Consecutive Winning Seasons (40)

1962-2001

Most Consecutive Nine-Win Seasons (33)

1969-2001 (NCAA record)

Most Consecutive Bowl Appearances (35)

1969-2003 (NCAA record)

Most Consecutive Games Scored In (351)*

1996-present (last shut out by Arizona State, 19-0, Sept. 21, 1996)

**Seventh-longest in NCAA history*

Most Consecutive Home Games Scored In (371)

Sept. 20, 1969-present (last shut out by Kansas State, 12-0, Nov. 9, 1968)

Most Consecutive Home Victories (47)*

Oct. 19, 1991-Oct. 24, 1998 (ended vs. Texas, 20-16, Oct. 31, 1998)

**Fifth-longest in NCAA history*

Most Consecutive Games Unbeaten (34)

Oct. 28, 1912-Nov. 4, 1916 (ended vs. Kansas, 7-3, Nov. 18, 1916)

Most Consecutive Road Victories (12)

Aug. 28, 1994-Jan. 2, 1996 (ended at Arizona State, 19-0, Sept. 21, 1996)

Most Consecutive Regular-Season Road Victories (16)

Nov. 27, 1992-Nov. 11, 1995 (ended at Arizona State, 19-0, Sept. 21, 1996)

Most Consecutive Regular-Season True Away Victories (14)*

Nov. 27, 1992-Nov. 11, 1995 (ended at Arizona State, 19-0, Sept. 21, 1996)

**excludes a win over Kansas State in Tokyo and a win over West Virginia in East Rutherford, N.J.*

Most Consecutive Bowl Victories (6)

Dec. 20, 1969 Sun Bowl-Dec. 31, 1974 Sugar Bowl (ended by Arizona State, 17-14, in Dec. 26, 1975 Fiesta Bowl)

Consecutive Homecoming Victories (36)

Nov. 8, 1969-Oct. 30, 2004 (ended by Texas Tech, 34-31, Oct. 8, 2005)

Consecutive Season-Opening Victories (29)

Sept. 6, 1986 vs. Florida State (34-17)-Aug. 30, 2014 vs. Florida Atlantic (55-7) (ended by BYU, 33-28, in Lincoln, Sept. 5, 2015)

Consecutive Regular-Season Conference Victories (40)

Nov. 27, 1992-Oct. 3, 1998 (ended at Texas A&M, 28-21, Oct. 10, 1998)

Most Consecutive Losses (10)

Nov. 4, 2017-Oct. 13, 2018 (ended vs. Minnesota, 53-28, Oct. 20, 2018)

Most Consecutive Home Losses (7)

Oct. 7, 2017-Sept. 29, 2018 (ended vs. Minnesota, 53-28, Oct. 20, 2018)

Most Consecutive Road Losses (8)

Sept. 30, 1944-Oct. 27, 1945 (ended at Kansas State, 24-0, Nov. 10, 1945); Oct. 12, 1957-Nov. 22, 1958 (ended at Minnesota, 32-12, Sept. 26, 1959); Nov. 11, 2017-Sept. 7, 2019 (ended at Illinois, 42-38, Sept. 21, 2019)

Most Consecutive Bowl Losses (7)

Jan. 1, 1988 Fiesta Bowl-Jan. 1, 1993 Orange Bowl (ended vs. Miami, 24-17, Jan. 1, 1994 Orange Bowl)

Most Consecutive Conference Losses (8)

Nov. 4, 2017-Oct. 13, 2018 (ended vs. Minnesota, 53-28, Oct. 20, 2018)

Most Consecutive Shutouts (14)

Sept. 27, 1902-Oct. 24, 1903 (ended at Iowa, 17-6, Oct. 31, 1903)

Most Consecutive Games Shut Out (4)

Nov. 14, 1942-Oct. 2, 1943 (ended vs. Indiana, 13-54, Oct. 9, 1943)

NU NCAA Stat Champions

Individual Rushing (yards per game)

1983 Mike Rozier, IB, 179.0

Individual Scoring (points per game)

1950 Bobby Reynolds, HB-PK, 17.4*

1983 Mike Rozier, IB, 14.5

*NCAA record until 1988

Individual Punt Returns (yards per return)

1986 Rod Smith, SE, 18.9

Individual Punt Return TDs

2014 De'Mornay Pierson-El, 3

Individual Blocked Kicks

2014 Kieron Williams, 3

Team Total Offense (yards per game, since 1937)

1978 501.4

1982 518.6

1997 513.7

Team Scoring Offense (points per game)

1982 41.1

1983 52.0

1995 52.4

1997 47.1

Team Rushing Offense (yards per game)

1963 262.6

1965 290.0

1980 378.3

1982 394.3

1983 401.7

1985 374.3

1988 382.3

1989 375.3

1991 353.2

1992 328.2

1994 340.0

1995 399.8

1997 392.6

2000 349.3

2001 314.7

Team Total Defense (yards per game)

1967 157.6

1984 203.3

Team Scoring Defense (opponent points per game)

1984 9.5

2009 10.4

Team Pass Defense (YPG until 1989, eff. rating since)

1967 90.1

1973 39.9

1981 100.1

2003 88.7

2009 87.3

Turnover Margin

1992 +1.64

2003 +1.77

Interceptions

2003 32

Net Punting (net average yards per punt)

1992 41.7

Blocked Kicks

2014 6

Blocked Punts

2014 4

Nebraska Conference Stat Champions

*Led NCAA

Individual Total Offense (yards per game)

1971 Jerry Tagge, QB, 194.4

1974 Dave Humm, QB, 141.5

1976 Vince Ferragamo, QB, 173.8

2012 Taylor Martinez, QB, 277.9

Individual Rushing (yards per game)

1940 Harry Hopp, HB, 55.8

1950 Bobby Reynolds, HB, 149.1

1980 Jarvis Redwine, IB, 124.3

1983 Mike Rozier, IB, 179.0*

1984 Doug DuBose, IB, 94.5

1986 Keith Jones, IB, 83.0

1992 Calvin Jones, IB, 110.0

1993 Calvin Jones, IB, 115.9

2001 Dahrran Diedrick, IB, 118.1

Individual Passing

(yards per game through 1979; NCAA ratings, 1980-present)

1964 Bob Churchich, 89.3

1967 Frank Patrick, 144.9

1971 Jerry Tagge, 168.3

1974 Dave Humm, 130.5

1976 Vince Ferragamo, 172.6

1989 Gerry Gdowski, 177.3

1990 Mickey Joseph, 141.9

1991 Keithen McCant, 146.5

1994 Brook Berringer, 149.5

Individual Receiving (receptions per game)

1971 Johnny Rodgers, WB, 4.4

1979 Tim Smith, SE, 2.7

Individual Receiving (yards per game)

2017 Stanley Morgan Jr., WR, 89.6

Individual Scoring (points per game)

1928 Clair Sloan, HB, 3.9

1929 Robert Young, HB, 3.0

1933 Bernie Masterson, HB, 2.8

1935 Sam Francis, FB, 3.2

1936 Lloyd Cardwell, HB, 4.0

1950 Bobby Reynolds, HB-PK, 17.4**

1964 Kent McCloughan, HB, 7.4

1970 Joe Orduna, IB, 7.8

1972 Johnny Rodgers, WB, 9.3

1982 Mike Rozier, IB, 9.3

1983 Mike Rozier, IB, 14.5*

1991 Calvin Jones, IB, 8.6

1992 Calvin Jones, IB, 8.2

1993 Calvin Jones, IB, 8.7

1995 Kris Brown, PK, 8.8

2000 Eric Crouch, QB, 10.9

2012 Brett Maher, PK, 8.5

Individual Punting (yards per punt)

1945 Chick Story, 37.8

1947 Jack Pesek, 42.7

1951 Jim Cederdahl, 42.7

1972 Rich Sanger, 40.2

1984 Scott Livingston, 41.2

1998 Bill Lafleur, 44.9

2003 Kyle Larson, 45.1

2005 Sam Koch, 46.5

2011 Brett Maher, 44.5

Individual Punt Returns (yards per return)

2014 De'Mornay Pierson-El, 17.5

Individual Interceptions

1989	Reggie Cooper, SS, 0.4
1991	Kenny Wilhite, CB, 6 (shared lead in total interceptions)
1994	Barron Miles, CB, 0.42
2003	Josh Bullocks, FS, 0.77

Team Total Offense (yards per game, since 1937)

1963	347.6
1964	348.5
1965	404.0
1966	318.8
1977	415.4
1978	501.4*
1979	464.8
1980	506.9
1981	437.5
1982	518.6*
1983	546.7
1984	427.5
1985	472.5
1989	513.3
1990	444.4
1991	506.5
1992	438.2
1995	556.3
1997	513.7*
2000	459.9
2001	451.2
2012	460.8

Team Rushing Offense (yards per game)

1940	200.1
1963	262.6*
1965	290.0*
1966	222.4
1980	378.3*
1982	394.3*
1983	401.7*
1984	311.1
1985	374.3*
1988	382.3*
1989	375.3*
1990	340.0
1991	353.2*
1992	328.2*
1993	287.9
1994	340.0*
1995	399.8*
1996	291.9
1997	392.6*
1998	253.8
1999	265.9
2000	349.3*
2001	314.7*
2002	268.7
2010	247.6
2012	253.4

Team Passing Offense (yards per game)

1948	112.3
1964	122.0
1967	154.7
1971	179.3
1972	221.0
1974	152.2
1976	188.0

Team Total Defense (yards per game)

1940	144.3
1964	167.0
1965	202.7
1966	228.0
1967	157.6*
1969	253.3
1971	202.9
1972	219.2
1975	224.1
1976	262.3
1979	216.6
1980	209.1
1981	240.5
1984	203.3*
1988	262.8
1989	274.1
1990	263.5
1993	307.6
1994	258.8
1996	255.4

Team Rushing Defense (yards per game)

1940	85.6
1963	99.9
1964	100.5
1965	109.2
1966	99.6
1967	67.5
1970	145.0
1971	85.9
1975	137.7
1978	150.7
1979	93.1
1980	86.4
1982	125.5
1988	127.9
1989	111.3
1993	143.7
1994	79.3
1995	78.4
1996	83.8
1997	73.4
1999	77.1

Team Pass Defense (YPG until 1989, eff. rating since)

1940	58.8
1946	81.8
1955	43.8
1964	66.5
1967	90.1*
1969	122.9
1971	117.0
1972	106.5
1973	39.9*
1975	86.4
1977	94.3
1981	100.1*
1984	124.5
1988	134.8
1990	92.2
1993	102.3
2001	83.8
2003	88.7
2009	87.3*
2010	96.3

Memorial Stadium History

Nebraska's continuing NCAA record of consecutive home sellouts reached 396 with seven home sellouts in 2023. The stadium has been sold out for 21 straight games over the past three seasons since the sellout streak was paused in 2020 when no fans were allowed due to the COVID-19 pandemic.

The stadium, which celebrated its 100th anniversary in 2023, has gone through many transformations. In 2013, a major renovation on the East side of Memorial Stadium was completed, adding approximately 6,000 new seats. Each new seating area included dedicated restrooms and concessions areas. A new grand lobby, expanded concourse and additional first-aid areas also were added. Fans are greeted by a grand entrance at Gate 20 complete with a statue of Hall of Fame Coach Bob Devaney. An exciting aspect of the expansion is the Nebraska Athletic Research Facility where cutting-edge imaging technologies and research to better understand foundations of behavior that contribute to health, injury and disease.

In 2006, more than 6,500 seats were added to the stadium's North end, along with a massive HuskerVision screen and Skyline Suites. The additions sit atop the Osborne Athletic Complex, which houses the Huskers' technologically advanced athletic medicine facility, massive weight room, and football locker room, football offices and administrative offices. The first phase of the project also provided the Huskers with a second indoor workout facility, the Hawks Championship Center.

In Nebraska's 300th consecutive sellout against Louisiana-Lafayette on Sept. 26, 2009, a then-school-record 86,304 fans watched the Huskers roll to a 55-0 win. A school-record 91,585 fans attended Nebraska's game against Miami in 2014, and NU's average home attendance was a record 91,249.

NU's streak of consecutive sellouts started on Nov. 3, 1962, when 36,501 attended the Homecoming game against Missouri. The last non-sellout came Oct. 20, 1962, when NU and Kansas State drew 30,701.

In the fall of 1922, a drive for \$430,000 in stadium construction funds was undertaken by faculty, students, alumni and friends of the University. The quota was over subscribed.

The stadium was named Memorial Stadium to honor all Nebraskans who served in the Civil and Spanish-American Wars; the 751 Nebraskans who died in World War I; the 3,839 in World War II; the 225 in Korea; the 422 in Vietnam; and those in Iraq. Construction was completed in a few more than 90 working days and Memorial Stadium was dedicated on Oct. 20, 1923, at the Homecoming game in which Nebraska was held to a scoreless tie by Kansas.

Inscribed on the four corners of the stadium are the following words, written by former UNL professor of philosophy Hartley Burr Alexander:

Southeast: "In Commendation of the men of Nebraska who served and fell in the Nations Wars."

Southwest: "Not the victory but the action; Not the goal but the game; In the deed the glory."

Northwest: "Courage; Generosity; Fairness; Honor; In these are the true awards of manly sport."

Northeast: "Their Lives they held their countrys trust; They kept its faith; They died its heroes."

As part of the continuing improvement of athletic facilities at the University of Nebraska, several major projects have been completed over the past century enhancing the facility. The \$1 million Hewitt Center dining/study hall area was opened in March of 1985, underneath the West Stadium adjacent to the strength complex. The weight room and the Hewitt Center were expanded and remodeled in 1989.

Before the fall of 1994, NU installed two 17 feet high, by 23 feet wide replay boards, now known to Nebraska faithful as HuskerVision screens. In 2006, one of the largest screens in a college venue was unveiled as part of the new construction project.

Following the 1997 season, construction began on a \$36-million improvement project completed in 1999. The project included the Don Bryant Media Facility and 42 suites, each of which house 25 fans. Club seating rose from approximately 350 to 1,500 per game. The improvement project

tripled the number of restrooms on both the East and West sides of the stadium, doubled the number of concessions in both East and West concourses and included concrete repair and waterproofing throughout the stadium. FieldTurf was also introduced at Memorial Stadium in 1999. The renovations raised the capacity of Memorial Stadium from 72,700 to 73,918. Capacity reached above 80,000 for the first time in 2006, and now is more than 85,000.

100 Years In Memorial Stadium

For the past 100 years, Nebraska football teams have gladly called Memorial Stadium home with an impressive 432-150-13 (.737) record posted by the Huskers in their home since it was opened in 1923.

Under the Lights

Nebraska's first night football game was Nov. 30, 1951, at Miami's Orange Bowl when the Huskers lost to the Miami Hurricanes, 19-7. Ironically, NU's first night football home game came in the 1986 opener against another team from the "Sunshine State", Florida State. Nebraska is 105-49-3 all time under the lights, including 50-10 at home.

Memorial Stadium Improvements

A chronological listing of Memorial Stadium expansion and improvement from the original 31,000-seat structure built in 1923:

1946-Completed Schulte Field House (construction began in 1941, but was interrupted by World War II).

1964-South end zone section installed, making the stadium a horseshoe, raising capacity to 48,000

1965-Center portion of north end zone section added, raising capacity to more than 53,000.

1966-Both wings of the north end zone added, raising capacity to more than 65,000 and making Memorial Stadium into a bowl.

1967-New press box and guest section added.

1970-Installed new AstroTurf playing surface.

1972-South end zone extended, 9,400 seats added, raising capacity to 73,650.

1973-Athletic office building completed with dressing and training facilities for varsity football.

1977-Replaced AstroTurf and added new scoreboard over the North Stadium.

1981-New West Stadium weight room and new visitor's locker room in the North Field House.

1982-Expanded North Field House indoor practice area.

1984-Artificial All-Pro Turf installed.

1985-Completed Hewitt Center (dining area/study hall) in West Stadium.

1989-Expansion of strength complex and Hewitt Center.

1992-New AstroTurf-8 artificial turf installed.

1994-Installed Mitsubishi Instant Replay boards and completion of Michael Grace production studio (HuskerVision) in West Stadium. Remodeled Section 14 for disabled, reduced seating to 72,700.

1995-South Stadium training room remodeled and new interview room and player lounge completed.

1997-Groundbreaking began on a \$36-million stadium improvement project to take place over a two-year period. East concourse was renovated with new restrooms and concessions and stadium lights were installed on the east side.

1998-Stadium was rededicated on April 24, and the football field was named in honor of Hall of Fame Coach Tom Osborne, who retired as the winningest active coach in college football with a 255-49-3 career record. Lights installed on the west side.

1999-Stadium Improvement project completed with 42 suites, club seating, stadium view lounge, new press box and renovated concourses, concessions and restrooms. Seating raised to 74,056. FieldTurf installed in August, making NU the first Division-I program to use the synthetic surface.

2000-Increased club seating reduces capacity to 73,918.

2001-Expanded team meeting room/players' lounge in South Stadium. Expanded HuskerVision and Hewitt Center in West Stadium.

2004-Additional lockers added to South locker room to house entire football squad during construction of Tom and Nancy Osborne Athletic Complex on north end of stadium. North Field House torn down in summer 2004.

2005-Replaced FieldTurf, changing subsurface of field.

2006-Completion of the Osborne Athletic Complex and Hawks Championship Center on North end of Memorial Stadium. Addition of Skyline Suites and seating for disabled in North Stadium and addition of giant HuskerVision screen in North end zone. Tunnel Walk entrance of Huskers moves from South end zone to North end zone. Nebraska's football offices, locker room and administrative offices move from South to North Stadium.

2009-Addition of two HuskerVision boards on the North towers and upgrade of all HuskerVision screens to high-definition format.

2010-Addition of Student Life Complex in West Stadium. Expansion of Nebraska football trophy displays in North Stadium.

2011-Work begins on East Stadium Expansion in the spring of 2011. Approximately 6,000 seats added along with an athletic research facility. It opened for the 2013 season, raising Memorial Stadium's capacity near 90,000.

2013-Replaced FieldTurf at Memorial Stadium and East Stadium expansion completed.

2017-Upgraded HuskerVision screen in North end zone, doubling its resolution. Wraparound screens are added to the video boards on the North towers, so fans in North Stadium can view replays and other exciting content even better. South tower screens as well as the ribbon boards on East and West Stadium were updated.

Nebraska's Top Home Winning Streaks

No.	Began	Ended	Cons. Wins	Ended
1.	10-19-1991	10-31-1998	47	Texas, 16-20
2.	9-28-1901	10-20-1906	33	ISU, 2-14
3.	11-27-1998	11-2-2002	26	Texas, 24-27
4.	9-27-1969	11-23-1972	23	Okla., 14-17
5.	10-3-1981	11-17-1984	21	Okla., 7-17
6.	10-26-1963	10-21-1967	20	Colo., 16-21
7.	9-3-1988	11-3-1990	19	Colo., 12-27

► Nebraska saw the end of a 47-game home winning streak in 1998, with a 20-16 loss to Texas. The 47-game streak is the longest in school history and the fifth-longest in NCAA history, falling 11 victories shy of Miami's all-time mark of 58 consecutive home victories from 1985 to 1994. The Huskers followed the Texas loss with 26 straight wins at Memorial Stadium before a 27-24 win by the Longhorns in 2002.

► Nebraska owns a 190-54 record at Memorial Stadium in the past 36 seasons (1988-2023), and posted a 56-3 mark in the 1990s.

► Since 1980, Nebraska has posted a 230-61 record at Memorial Stadium. Included in that stretch are four of the seven longest home winning streaks in school history – a 47-game streak from 1991 to 1998; a 26-game streak from 1998 to 2002; a 21-game streak from 1981 to 1984; and a 19-game streak from 1988 to 1990.

► Nebraska has posted 41 unbeaten and untied home seasons, including 10 since 1990 and 14 since 1980. NU went 7-0 at home in 2016.

► Nebraska posted 46 straight winning home seasons from 1969 to 2014.

Memorial Stadium Attendance

Year	Home Games	Home Record	Overall Record	Total Attendance	Average Attendance
1943	4	1-3	2-6-0	28,872	7,218
1944	3	2-1	2-6-0	16,161	5,387
1945	5	3-2	4-5-0	74,371	14,874
1946	4	2-2	3-6-0	122,072	30,518
1947	5	0-5	2-7-0	142,410	28,482
1948	5	2-3	2-8-0	171,776	34,355
1949	5	2-3	4-5-0	166,954	33,391
1950	5	4-0-1	6-2-1	178,881	35,776
1951	5	0-5	2-8-0	179,444	35,889
1952	5	3-2	5-4-1	183,685	36,737
1953	5	2-3	3-6-1	170,568	34,114
1954	5	3-2	6-5-0*	175,144	35,029
1955	5	2-3	5-5-0	170,975	34,195
1956	6	3-3	4-6-0	197,517	32,920
1957	5	0-5	1-9-0	157,829	31,566
1958	5	3-2	3-7-0	150,795	30,159
1959	6	3-3	4-6-0	182,565	30,428
1960	6	2-4	4-6-0	199,973	33,329
1961	6	1-4-1	3-6-1	181,934	30,322
1962	6	5-1	9-2-0*	199,672	33,279
1963	6	5-1	10-1-0*	226,036	37,673
1964	5	5-0	9-2-0*	232,384	46,477
1965	6	6-0	10-1-0*	322,255	53,709
1966	5	5-0	9-2-0*	318,446	63,689
1967	5	3-2	6-4-0	320,932	64,186
1968	5	2-3	6-4-0	335,532	67,106
1969	6	5-1	9-2-0*	400,668	66,778
1970	6	6-0	11-0-1*	403,667	67,278
1971	7	7-0	13-0-0*	473,346	67,621
1972	6	5-1	9-2-1*	456,868	76,145
1973	6	6-0	9-2-1*	456,726	76,121
1974	7	5-2	9-3-0*	534,388	76,341
1975	7	7-0	10-2-0*	533,368	76,195
1976	6	4-2	9-3-1*	455,856	75,976
1977	7	5-2	9-3-0*	533,054	76,151
1978	6	5-1	9-3-0*	455,064	75,844
1979	6	6-0	10-2-0*	456,457	76,076
1980	7	5-2	10-2-0*	532,326	76,047
1981	6	5-1	9-3-0*	457,655	76,276
1982	6	6-0	12-1-0*	457,613	76,269
1983	6	6-0	12-1-0*	458,005	76,334
1984	6	5-1	10-2-0*	457,280	76,213
1985	7	6-1	9-3-0*	531,738	75,963
1986	6	5-1	10-2-0*	456,187	76,031
1987	7	6-1	10-2-0*	533,107	76,158
1988	6	6-0	11-2-0*	458,050	76,342
1989	7	7-0	10-2-0*	534,089	76,298
1990	7	6-1	9-3-0*	533,674	76,239
1991	7	6-1	9-2-1*	533,715	76,245
1992	6	6-0	9-3-0*	457,124	76,187
1993	7	7-0	11-1-0*	529,521	75,646
1994	6	6-0	13-0-0*	453,421	75,570
1995	7	7-0	12-0-0*	529,616	75,659
1996	6	6-0	11-2-0*	452,629	75,438
1997	6	6-0	13-0-0*	453,610	75,602
1998	7	6-1	9-4-0*	553,305	76,186
1999	6	6-0	12-1-0*	466,375	77,729
2000	6	6-0	10-2-0*	467,269	77,878
2001	8	8-0	11-2-0*	622,436	77,804
2002	8	6-2	7-7-0*	622,415	77,802
2003	7	6-1	10-3-0*	544,276	77,754
2004	6	4-2	5-6-0	466,153	77,692
2005	7	5-2	8-4-0*	542,397	77,485
2006	7	6-1	9-5-0*	595,309	85,044
2007	7	4-3	5-7-0	591,506	84,501
2008	8	6-2	9-4-0*	680,564	85,070
2009	7	5-2	10-4-0*	601,216	85,888
2010	7	6-1	10-4-0*	599,648	85,664
2011	7	6-1	9-4-0*	596,871	85,267
2012	7	7-0	10-4-0*	598,617	85,517
2013	8	5-3	9-4-0*	727,460	90,933
2014	7	6-1	9-4-0*	638,744	91,249
2015	7	3-4	6-7*	629,983	89,998
2016	7	7-0	9-4*	631,402	90,200
2017	6	2-5	4-8	628,583	89,798
2018	7	4-3	4-8	623,240	89,034
2019	7	3-4	5-7	625,436	89,348
2020	3	1-2	3-5	NA	NA
2021	7	3-4	3-9	603,214	86,173
2022	7	2-5	4-8	606,460	86,637
2023	7	4-3	5-7	607,615	86,802

*Bowl game included.

Memorial Stadium Records

Team Records

Largest Crowd: 91,585; Miami, Sept. 20, 2014
Largest Crowd (Non-Conference): 91,585, Miami, Sept. 20, 2014
Largest Crowd (Conference): 91,260, Iowa, Nov. 29, 2013
Most Home Games Won: 8; 2001
Fewest Home Games Won: 0; 1947, 1951, 1957
Most Home Games Lost: 5; 1947, 1951, 1957, 2017, 2022
Biggest Victory Margin: 68; 68-0, New Mexico State, Sept. 18, 1982
Biggest Victory Margin (Conference): 63; 77-14; Iowa State, Nov. 15, 1997
Most Points Both Teams (Conference): 105 (NU 63, Oklahoma State 42, HC), Oct. 15, 1988
Most Points Both Teams (Non-Conference): 105 (NU 77, Arizona State 28), Sept. 16, 1995
Most Points by NU: 77; Arizona St., Sept. 16, 1995; Iowa State, Nov. 15, 1997
Most Points by NU (Conference): 77; Iowa St., Nov. 15, 1997
Most Points by an Opponent: 61; Minnesota (61-7), Oct. 6, 1945
Most Points by an Opponent (Conference): 56; Ohio State (56-14), Oct. 14, 2017
Most Points by Nebraska, Any Quarter: 48; vs. Colorado, Oct. 22, 1983
Most Points by Nebraska, First Half: 63; Arizona St., Sept. 16, 1995; Iowa St., Nov. 15, 1997
Most Points by Nebraska, Second Half: 55; Colorado, Oct. 22, 1983
Biggest Losing Margin to Opponent: 54; Minnesota (61-7), Oct. 6, 1945
Biggest Losing Margin to Opponent (Conference): 48; Oklahoma (48-0), Oct. 22, 1949
Most Yards Rushing: 677 (NCAA record); NU vs. New Mexico State, Sept. 18, 1982 (78 att.)
Most Yards Passing: 590; Louisiana Tech, Aug. 29, 1998 (46 comp., 68 att.)
Most Total-Offense Yards: 883; NU vs. New Mexico St., Sept. 18, 1982 (677 rush, 206 pass, 104 att.)
Most First Downs by Rush: 36 (NCAA record); NU vs. New Mexico State, Sept. 18, 1982
Most First Downs by Pass: 24; Nebraska vs. Iowa State, Oct. 1, 2005
Most Total First Downs: 44; NU vs. Utah State, Sept. 7, 1991
Fewest Yards Rushing Allowed, Game: (-45); NU vs. Kansas State, Oct. 16, 1976 (39 att.)
Fewest Yards Passing Allowed: 0; several times, most recent, NU vs. Nicholls St., Sept. 9, 2006
Fewest Total-Offense Yards Allowed: 31; NU vs. South Dakota St., Sept. 21, 1963 (-17 rush, 48 pass)
Most Quarterback Sacks: 11; NU vs. Oregon State, Sept. 30, 1989 (89 yards); vs. Maine, Sept. 3, 2005 (69 yards)
Kickoff Return Yards: 248; Iowa State, Nov. 15, 1997 (10 returns)
Punt Return Yards: 205; NU vs. Utah State, Sept. 5, 1987 (6 returns)
Turnovers: 8; NU vs. Colorado, Oct. 21, 1967 (4 fumbles lost, 4 interceptions thrown); Texas A&M, Oct. 18, 2004 (5 INT, 3 fumbles lost) NU vs. Iowa State, Oct. 24, 2009 (3 INT, 5 fumbles lost)
Most Interceptions Thrown: 7; Kansas State, Nov. 14, 1970
Most Penalties: 20 (170 yards); Notre Dame, Oct. 16, 1948
NU Record vs. All Opponents: 432-150-13 (.737)
NU Record vs. Conference: 243-97-5 (.712)
Longest NU Win Streak: 47; 1991-98
Longest NU Win Streak vs. Conference: 28; 1991-98
Unbeaten Home Seasons: 33
Perfect Home Seasons: 27
Consecutive Sellout Crowds: 396; 1962-present
Current Nebraska Win Streak: None
Current NU Regular-Season Conference Win Streak: None

Individual Records

Most Yards Rushing: 307; Roy Helu Jr., vs. Missouri, Oct. 30, 2010 (28 att., 3 TD)
Most Rushing Attempts: 38; Rex Burkhead, vs. Iowa, Nov. 25, 2011 (160 yards, 1 TD); Eric Bieniemy, Colorado, Nov. 3, 1990 (137 yards, 4 TD)
Most Rushing Touchdowns: 4; many times, most recent, Jorvorskie Lane, Texas A&M, Oct. 20, 2007
Longest Run: 99 (TD); Gale Sayers, Kansas, Nov. 9, 1963
Most Yards Passing: 590; Tim Rattay, Louisiana Tech, Aug. 29, 1998 (68 att., 46 comp.)
Most Pass Attempts: 68; Tim Rattay, Louisiana Tech, Aug. 29, 1998 (46 comp., 590 yards)
Most Pass Completions: 46; Tim Rattay, Louisiana Tech, Aug. 29, 1998 (68 att., 590 yards)
Most Passing Touchdowns: 7; Joe Ganz vs. Kansas State, Nov. 10, 2007 (40 att.)
Most Interceptions Thrown: 7; Lynn Dickey, Kansas State, Nov. 14, 1970 (47 att.)
Most Total-Offense Yards: 568; Tim Rattay, Louisiana Tech, Aug. 29, 1998 (-22 rush, 590 pass)
Most Total-Offense Attempts: 74; Tim Rattay, Louisiana Tech, Aug. 29, 1998 (6 rush, 68 pass)
Most Receiving Yards: 405; Troy Edwards, Louisiana Tech, Aug. 29, 1998 (21 rec., 3 TD)
Most Receptions: 21; Troy Edwards, Louisiana Tech, Aug. 29, 1998 (405 yards, 3 TD)
Most Touchdown Receptions: 3; five times, most recent, Frantz Hardy vs. Kansas St., Nov. 10, 2007
Longest Touchdown Reception: 98 (TD); Joe Stewart from Pete Woods, Missouri, Oct. 23, 1976
Most All-Purpose Yards: 424; Troy Edwards, Louisiana Tech, Aug. 29, 1998 (23 att.)
Most Tackles: 31; Ryan Greenhagen, Fordham Sept. 4, 2021 (13 UT, 18 AT)
Most Tackles for Loss: 7; Jim Skow vs. Missouri, Oct. 19, 1985 (40 yards)
Most Sacks: 4; five times, most recent, Mike Rucker vs. Texas Tech, Oct. 19, 1996 (24 yards)
Most PBU: 7, Ralph Brown vs. Colorado, Nov. 29, 1996
Most Interceptions: 3; Dana Stephenson vs. Colorado, Nov. 1, 1969; Joe Blahak vs. Kansas State, Nov. 14, 1970; Matt O'Hanlon vs. Oklahoma, Nov. 7, 2009
Longest Interception Return: 98 (TD); Aaron Sam, McNeese State vs. Nebraska, Sept. 6, 2014
Longest Kickoff Return: 100 (TD); Ameer Abdullah vs. Fresno State, Sept. 10, 2011; Tracy Lampley, Southern Miss, Sept. 1, 2012
Longest Punt Return: 95 (TD); Eric Hagg vs. Texas, Oct. 16, 2010
Longest Punt: 93; Don Birdsey, Kansas State, Nov. 8, 1980
Most Field Goals: 5; Brian Franco, Penn State, Sept. 26, 1981 (5 att.); Bruce Kallmeyer, Kansas, Oct. 31, 1981 (5 att.); Drew Brown, Nebraska vs. Southern Miss, Sept. 26, 2015 (7 att.)
Longest Field Goal: 57; Alex Henery, vs. Colorado, Nov. 28, 2008

Huskers' Top 10 Home Crowds

No.	Attend.	Opponent	Date
1.	91,585	Miami (W, 41-31)	9-20-2014
2.	91,471	UCLA (L, 21-41)	9-14-2013
3.	91,441	Florida Atlantic (W, 55-7)	8-30-2014
4.	91,260	Iowa (L, 17-38)	11-29-2013
5.	91,255	Illinois (W, 45-14)	9-27-2014
6.	91,186	Minnesota (L, 24-28)	11-22-2014
7.	91,185	Wyoming (W, 37-34)	8-31-2013
8.	91,140	Northwestern (W, 27-24)	11-2-2013
9.	91,107	Purdue (W, 35-14)	11-1-2014
10.	91,088	Rutgers (W, 42-24)	10-25-2014

Top Crowd for Non-Conference Opponent

91,585	Miami (W, 41-31)	9-20-2014
--------	------------------	-----------

Top 10 Average Overall Attendance (All Games)

No.	Year	Games	Record	Total	Average
1.	2018	12	4-8-0	1,031,202	85,934
2.	2013	13	9-4-0	1,096,097	84,315
3.	2011	13	9-4-0	1,043,031	80,233
4.	2022	12	4-8-0	943,673	78,639
5.	2014	13	9-4-0	1,006,253	77,404
6.	2017	12	4-8-0	918,096	76,508
7.	2021	12	3-9-0	912,593	76,049
8.	2006	14	9-5-0	1,063,622	75,973
9.	2008	13	9-4-0	983,745	75,673
10.	2010	14	10-4-0	1,057,435	75,531

Top 10 Average Home Attendance

No.	Year	Games	Record	Total	Average
1.	2014	7	9-4-0	638,744	91,249
2.	2013	8	9-4-0	727,466	90,933
3.	2016	7	9-4-0	631,402	90,200
4.	2015	7	6-7-0	629,983	89,998
5.	2017	7	4-8-0	628,583	89,798
6.	2019	7	5-7-0	625,436	89,348
7.	2018	7	4-8-0	623,240	89,034
8.	2023	7	5-7-0	607,615	86,802
9.	2022	7	4-8-0	606,460	86,637
10.	2009	7	10-4-0	601,216	85,888

Largest Crowds To See the Huskers

No.	Opponent	Attend.
1.	at Michigan, Nov. 19, 2011	113,718
2.	at Michigan, Nov. 9, 2013	112,204
3.	at Michigan, Sept. 22, 2018	111,037
4.	at Penn State, Sept. 14, 2002	110,753
5.	at Michigan, Nov. 12, 2022	110,192
6.	at Ohio State, Nov. 5, 2016	108,750
7.	at Penn State, Nov. 12, 2011	107,903
8.	at Penn State, Nov. 18, 2017	106,722
9.	at Ohio State, Oct. 6, 2012	106,102
10.	at Ohio State, Nov. 3, 2018	104,245
11.	at Penn State, Nov. 23, 2012	98,517
12.	Miami (Rose Bowl), Jan. 3, 2002	93,781
13.	Stanford (Rose Bowl), Jan. 1, 1941	92,000
	at USC, Sept. 16, 2006	92,000



Series Records vs. Big Ten

Illinois Series

Games: 21

Standing: Nebraska leads, 14-6-1

At Lincoln: Nebraska leads, 9-3-0

At Memorial Stadium: Nebraska leads, 5-3-0

At Champaign: Nebraska leads, 5-3-1

As Big Ten Foes: Nebraska leads, 7-4

Current win streak (start): Nebraska, 1 game (2023)

Date	Site	Rank NU/ILL	Result	Score
10/24/1892	Lincoln	/	W	6-0
11/26/1903	Lincoln	/	W	16-0
11/24/1904	Lincoln	/	W	16-10
11/30/1905	Lincoln	/	W	24-6
10/6/1923	Champaign	/	L	7-24
10/4/1924	Lincoln	/	L	6-9
10/3/1925	Champaign	/	W	14-0
9/26/1953	Champaign	/	T	21-21
9/21/1985	Lincoln	18/	W	52-25
9/20/1986	Champaign	6/	W	59-14
10/5/2013	Lincoln	/	W	39-19
9/27/2014	Lincoln	21/	W	45-14
10/3/2015	Champaign	/	L	13-14
10/1/2016	Lincoln	15/	W	31-16
9/29/2017	Champaign	/	W	28-6
11/10/2018	Lincoln	/	W	54-35
9/21/2019	Champaign	/	W	42-38
11/21/2020	Lincoln	/	L	23-41
8/28/2021	Champaign	/	L	22-30
10/29/2022	Lincoln	/17	L	9-26
10/6/2023	Champaign	/	W	20-7
9/20/2024	Lincoln	/		

Series scoring	Total	Average
Nebraska	547	26.0
Illinois	355	16.9

Highest NU score: 59 in 1986 (59-14)

Widest NU margin: 45 in 1986 (59-14)

Highest ILL score: 41 in 2020 (41-23)

Widest ILL margin: 18 in 2020 (41-23)

Highest-scoring game: 89 in 2018 (NU 54, ILL 35)

Lowest-scoring game: 6 in 1892 (NU 6, ILL 0)

Longest NU win streak: four games, three times

Longest ILL win streak: three games, 2020-22

Shutouts by (last time): NU 3 (1925), ILL none

Series Notes: Nebraska will meet Illinois for the 12th consecutive season since the Huskers joined the Big Ten, when the Big Red battle the Fighting Illini on Friday, Sept. 20, under the lights at Memorial Stadium in Lincoln. The 2024 game marks the sixth time since NU joined the Big Ten that the game will serve as the conference opener for both teams. Nebraska worked its way to a 20-7 win at Illinois in 2023 to snap a three-game series winning streak by the Illini and give Coach Matt Rhule his first Big Ten win with the Huskers. The 2021 game was originally scheduled to be played in Dublin, Ireland, but was moved to Champaign because of COVID-19. The Aug. 28, 2021 game was the earliest conference game in Husker history before opening with Northwestern in Dublin on Aug. 27, 2022. Nebraska is 7-4 against Illinois as Big Ten foes, but the Illini have won three of the last four games. The Huskers are 9-3 against Illinois in Lincoln, but Illinois has won its last two trips to Nebraska. NU's 54-35 win in 2018 marked the Huskers first 50-point game in Big Ten Conference play. The only meetings between 1953 and 2013 came in 1985 and 1986 when the Huskers swept a home-and-home series. One of the more memorable wins in the first half-century of Nebraska football was a 14-0 victory over Red Grange and the Illini on Oct. 3, 1925. It was the only time in Grange's career that he was held scoreless in a home game. NU's second-ever meeting with a Big Ten school came in a 6-0 win against Illinois on Oct. 24, 1892. NU opened the series with four straight wins in Lincoln from 1892 to 1905. Illinois was ranked (17th) for the first time in series history prior to its 26-9 win over the Huskers in Lincoln, Oct. 29, 2022.

Indiana Series

Games: 22

Standing: Indiana leads, 10-9-3

At Lincoln: Indiana leads, 8-6-2

At Memorial Stadium: Indiana leads, 8-6-2

At Bloomington: Nebraska leads, 3-2-1

As Big Ten Foes: Nebraska leads, 2-1

Current win streak (start): Nebraska, one game (2022)

Date	Site	Rank NU/IND	Result	Score
10/17/1936	Lincoln	/	W	13-9
10/30/1937	Lincoln	11/	W	7-0
10/15/1938	Lincoln	/	T	0-0
9/30/1939	Bloomington	/	T	7-7
10/12/1940	Lincoln	/	W	13-7
10/18/1941	Lincoln	15/	L	13-21
10/10/1942	Lincoln	/	L	0-12
10/9/1943	Lincoln	/	L	13-54
10/14/1944	Bloomington	/19t	L	0-54
10/13/1945	Bloomington	/8	L	14-54
10/26/1946	Lincoln	/	L	7-27
9/27/1947	Lincoln	/	L	0-17
9/30/1950	Lincoln	/	T	20-20
10/20/1956	Lincoln	/	L	14-19
10/17/1959	Lincoln	/	L	7-23
9/20/1975	Lincoln	6/	W	45-0
9/18/1976	Bloomington	8/	W	45-13
10/1/1977	Lincoln	11/	W	31-13
9/30/1978	Bloomington	12/	W	69-17
10/15/2016	Bloomington	10/	W	27-22
10/26/2019	Lincoln	/	L	31-38
10/1/2022	Lincoln	/	W	35-21
10/19/2024	Bloomington	/		

Series scoring	Total	Average
Nebraska	411	18.7
Indiana	448	20.4

Highest NU score: 69 in 1978 (69-17)

Widest NU margin: 52 in 1978 (69-17)

Highest IND score: 54 in 1943 (54-13), 1944 (54-0), 1945 (54-14)

Widest IND margin: 54 in 1944 (54-0)

Highest-scoring game: 86 in 1978 (NU 69-17)

Scoreless tie: 1938

Longest NU win streak: five games, 1975-2016

Longest IND win streak: seven games, 1941-47

Longest IND unbeaten streak: 10 games, 1941-59

Shutouts by (last time): NU 3 (1975), IND 4 (1947)

Series Notes: Nebraska and Indiana will meet for the fourth time as Big Ten foes and the 23rd time overall, when the Huskers and Hoosiers go head-to-head on Saturday, Oct. 19, 2024. It will be just the second meeting between the two teams in Bloomington in the last 46 seasons. Nebraska has won its last three trips to Indiana, including a 27-22 victory on Oct. 15, 2016, in the only previous meeting in Bloomington as Big Ten foes. Prior to 2016, the four previous meetings came under Coach Tom Osborne, and the Huskers posted a combined margin of 190-43. Those victories snapped a 10-game NU winless streak in the series that dated back to a 13-7 win over Indiana at Memorial Stadium in 1940. Nebraska went winless in its first three visits to Indiana, before getting a 45-13 non-conference win over the Hoosiers on Sept. 18, 1976 to start its current three-game winning streak in Bloomington. The Hoosiers were the last Big Ten team to visit Lincoln as Big Ten foes (since 2011) with a 2019 win over the Huskers at Memorial Stadium. Overall, 16 of the 22 games in the series have been played in Lincoln. IU has enjoyed success, posting an 8-6-2 record in its trips to Nebraska. In fact, from 1940 to 1959, Indiana went 7-0-1 at Memorial Stadium. Nebraska was ranked in the top 12 of the AP poll in five straight meetings with Indiana from 1976 to 2016, outscoring the Hoosiers 217-65 in those contests.

Iowa Series

Games: 54

Standing: Nebraska leads, 30-21-3

At Lincoln: Nebraska leads, 15-8-1

At Memorial Stadium: Nebraska leads, 11-7-0

At Iowa City: Nebraska leads, 11-9-0

At Neutral Sites: 4-4-2 (Omaha 3-3-2, Council Bluffs 1-1-0)

As Big Ten Foes: Iowa leads, 9-4

Current win streak (start): Iowa, one game (2023)

Date	Site	Rank NU/IOWA	Result	Score
11/26/1891	Omaha	/	L	0-22
11/24/1892	Omaha	/	T	10-10
11/30/1893	Omaha	/	W	20-18
11/29/1894	Omaha	/	W	36-0
11/28/1895	Omaha	/	W	6-0
11/26/1896	Omaha	/	T	0-0
11/28/1896	Omaha	/	L	0-6
11/25/1897	Council Bluffs	/	W	6-0
11/24/1898	Council Bluffs	/	L	5-6
11/4/1899	Omaha	/	L	0-30
10/31/1903	Iowa City	/	W	17-6
11/5/1904	Lincoln	/	W	17-6
10/31/1908	Iowa City	/	W	11-8
10/23/1909	Lincoln	/	T	6-6
11/22/1913	Lincoln	/	W	12-0
11/21/1914	Iowa City	/	W	16-7
11/20/1915	Lincoln	/	W	52-7
11/26/1916	Iowa City	/	W	34-17
10/13/1917	Lincoln	/	W	47-0
10/5/1918	Lincoln	/	L	0-12
10/4/1919	Iowa City	/	L	0-18
11/22/1930	Iowa City	/	L	7-12
11/7/1931	Lincoln	/	W	7-0
11/5/1932	Iowa City	/	W	14-13
11/25/1933	Lincoln	/	W	7-6
10/13/1934	Lincoln	/	W	14-13
11/20/1937	Lincoln	11/	W	28-0
11/19/1938	Iowa City	/	W	14-0
11/9/1940	Lincoln	12/	W	14-6
11/22/1941	Lincoln	/	W	14-13
9/26/1942	Iowa City	/	L	0-27
11/20/1943	Lincoln	/	L	13-33
11/4/1944	Iowa City	/	L	6-27
11/24/1945	Lincoln	/	W	13-6
10/12/1946	Iowa City	/	L	7-21
9/22/1979	Iowa City	7/	W	24-21
9/20/1980	Lincoln	6/	W	57-0
9/12/1981	Iowa City	7/	L	7-10
9/11/1982	Lincoln	3/	W	42-7
9/4/1999	Iowa City	5/	W	42-7
9/23/2000	Lincoln	1/	W	42-13
11/25/2011	Lincoln	21/	W	20-7
11/23/2012	Iowa City	17/	W	13-7
11/29/2013	Lincoln	/	L	17-38
11/28/2014	Iowa City	/	W	37-34 (ot)
11/27/2015	Lincoln	/3	L	20-28
11/25/2016	Iowa City	17/	L	10-40
11/24/2017	Lincoln	/	L	14-56
11/23/2018	Iowa City	/	L	28-31
11/29/2019	Lincoln	/24	L	24-27
11/27/2020	Iowa City	/	L	20-26
11/26/2021	Lincoln	/17	L	21-28
11/25/2022	Iowa City	/	W	24-17
11/24/2023	Lincoln	/	L	10-13
11/29/2024	Iowa City			

Series scoring	Total	Average
Nebraska	925	17.1
Iowa	759	14.1

Highest NU score: 57 in 1980

Widest NU margin: 57 in 1980 (57-0)

Highest Iowa score: 56 in 2017 (56-14)

Widest Iowa margin: 42 in 2017 (56-14)

Highest-scoring game: 71 in 2014 (NU 37, IOWA 34 OT)

Scoreless tie: 1896

Longest NU win streak: eight games, 1931-41

Longest Iowa win streak: seven games, 2015-21

Shutouts by (last time): NU 10 (1980), Iowa 7 (1942)

Series Notes: Nebraska and Iowa began the Heroes Game tradition with the first meeting as Big Ten opponents in 2011. The road team has won nine of the past 12 games. Nebraska suffered a narrow 13-10 loss to Iowa in Lincoln on the Friday after Thanksgiving in 2023. It marked the sixth consecutive game in the series decided by a touchdown or less. Nebraska snapped Iowa's series-long seven-game winning streak with a 24-17 win in Iowa City in 2022. The two schools have met on Black Friday for 13 straight seasons since Nebraska joined the Big Ten in 2011. Nebraska has played on Black Friday each season since 1990, including matchups with Oklahoma (1990-95), Colorado (1996-2010) and Iowa (2011-present). Iowa's 56 points in 2017 were the most points the Hawkeyes have scored in 54 meetings with the Huskers. Iowa was ranked No. 3 entering the 2015 game in Lincoln, the first time NU faced a ranked Hawkeye team (Iowa was also ranked in 2019 and 2021). In 2014, Nebraska rallied from a 17-point second-half deficit, tying the largest road comeback in school history. The Huskers prevailed 37-34 in overtime. No. 1 Nebraska rolled to a 42-13 win at Memorial Stadium in 2000 in the final non-conference meeting, a year after the No. 5 Huskers cruised to a 42-7 victory in Iowa City in 1999. NU was ranked at game time in eight straight meetings from 1979 to 2012. The Huskers were 7-1 in those contests, suffering a 10-7 defeat to the Hawkeyes on Sept. 12, 1981. Nebraska held the Hawkeyes to 13 or fewer points in seven straight matchups from 1980 through 2012. NU is 15-8-1 all-time against Iowa in Lincoln, including 11-7 at Memorial Stadium. The first true home game in the series was played at Iowa City on Oct. 31, 1903, with Nebraska coming away with a 17-6 win. The previous 10 meetings had come on neutral fields in the Omaha/Council Bluffs area with the two teams battling to a 4-4-2 deadlock.

Maryland Series

Games: 3

Standing: Nebraska leads, 2-1-0

At Lincoln: Series tied, 1-1-0

At Memorial Stadium: Series tied, 1-1-0

At College Park: Nebraska leads, 1-0-0

As Big Ten Foes: Nebraska leads, 2-1

Current win streak (start): Maryland, one game (2023)

Date	Site	Rank NU/MD	Result	Score
11/19/2016	Lincoln	19/	W	28-7
11/23/2019	College Park	/	W	54-7
11/11/2023	Lincoln	/	L	10-13

Series scoring	Total	Average
Nebraska	92	30.7
Maryland	27	9.0

Highest NU score: 54 in 2019 (54-7)

Widest NU margin: 47 in 2019 (54-7)

Highest MD score: 13 in 2023 (13-10)

Widest MD margin: 3 in 2023 (13-10)

Highest-scoring game: 61 in 2019 (NU 54, MD 7)

Lowest-scoring game: 23 in 2023 (MD 13, NU 10)

Longest NU win streak: two games, 2016-19

Longest MD win streak: one game, 2023-present

Shutouts by (last time): none

Series Notes: Nebraska and Maryland met for the first time in 2016, with NU winning 28-7 in Lincoln. Nebraska held Maryland scoreless for the first three quarters and allowed only 207 yards. Nebraska's trip to Maryland in 2019 marked the Huskers' first-ever game in the state of Maryland. Before that meeting, the Terrapins were the only Big Ten team Nebraska had not played on the road. The Huskers won 54-7 in the 2019 meeting, marking Nebraska's largest margin of victory in a Big Ten Conference game at the time. Maryland earned its

first series win with a 13-10 victory in Lincoln in 2023. It was one of three conference games that Nebraska lost by a score of 13-10 in 2023 (at Minnesota, Iowa) and one of four league contests the Big Red lost by a field goal (20-17, at Michigan State). The Huskers and Terrapins are scheduled to meet again in College Park in 2025.

Michigan Series

Games: 13

Standing: Michigan leads, 8-4-1

At Lincoln: Michigan leads, 2-1-1

At Memorial Stadium: Michigan leads, 2-1-0

At Ann Arbor: Michigan leads, 5-2-0

At Neutral Sites: Series tied, 1-1-0

As Big Ten Foes: Michigan leads, 5-2-0

Current win streak (start): Michigan, three games (2018)

Date	Site	Rank NU/MICH	Result	Score
10/21/1905	Ann Arbor	/	L	0-31
11/25/1911	Lincoln	/	T	6-6
10/27/1917	Ann Arbor	/	L	0-20
9/29/1962	Ann Arbor	/	W	25-13
1/1/1986	Tempe*	7/5	L	23-27
12/28/2005	San Antonio**	/20	W	32-28
11/19/2011	Ann Arbor	17/20	L	17-45
10/27/2012	Lincoln	/20	W	23-9
11/9/2013	Ann Arbor	/	W	17-13
9/22/2018	Ann Arbor	/19	L	10-56
10/9/2021	Lincoln	/9	L	29-32
11/12/2022	Ann Arbor	/3	L	3-34
9/30/2023	Lincoln	/2	L	7-45

*Fiesta Bowl; **Alamo Bowl

Series scoring	Total	Average
Nebraska	192	14.8
Michigan	359	27.6

Highest NU score: 32 in 2005

Widest NU margin: 14 (23-9) in 2012

Highest MICH score: 56 in 2018

Widest MICH margin: 46 (56-10) in 2018

Highest-scoring game: 66 in 2018 (MICH 56, NU 10)

Lowest-scoring game: 12 in 1911 (NU 6, MICH 6)

Longest NU win streak: two games, 2012-13

Longest MICH win streak: four games, 2018-present

Shutouts by (last time): NU none, MICH 2 (1917)

Series Notes: Nebraska and Michigan met for the third consecutive season in 2024, with the eventual national champion Wolverines running to a 45-7 win over the Huskers in Lincoln. Nebraska and Michigan had met just once in the previous seven seasons (2018) dating back to 2013. The Huskers faced Michigan in each of their first three seasons in the Big Ten, going 2-1 in those three contests from 2011 to 2013. Only four of the 13 all-time meetings have been played in Lincoln, but the Wolverines are scheduled to return to Memorial Stadium in 2025. The 2012 game in Lincoln was Michigan's first trip to Lincoln in 101 years and the first-ever game between the schools at Memorial Stadium. Michigan's only other trip to Lincoln came on Nov. 25, 1911, when the teams battled to a 6-6 tie. First-year Nebraska head coach Bob Devaney led the Cornhuskers to a 25-13 victory over the Wolverines in Ann Arbor on Sept. 29, 1962. Between 1962 and 2011, the two traditional powerhouses split a pair of bowl matchups, with No. 5 Michigan defeating No. 7 Nebraska, 27-23, on Jan. 1, 1986, in the Fiesta Bowl following the 1985 regular season. NU knocked off No. 20 Michigan, 32-28, in the 2005 Alamo Bowl, posting the largest bowl comeback in school history.

Michigan State Series

Games: 13

Standing: Nebraska leads, 9-4-0

At Lincoln: Nebraska leads, 6-1-0

At Memorial Stadium: Nebraska leads, 4-1-0

At East Lansing: Michigan State leads, 3-2-0

At Neutral Sites: Nebraska leads, 1-0-0

As Big Ten Foes: Series tied, 4-4

Current win streak (start): Michigan State, two games (2021)

Date	Site	Rank NU/MSU	Result	Score
10/24/1914	Lincoln	/	W	24-0
11/20/1920	Lincoln	/	W	35-7
9/9/1995	East Lansing	2/	W	50-10
9/7/1996	Lincoln	1/	W	55-14
12/29/2003	San Antonio*	22/	W	17-3
10/29/2011	Lincoln	13/9	W	24-3
11/3/2012	East Lansing	21/	W	28-24
11/16/2013	Lincoln	/14	L	28-41
10/4/2014	East Lansing	19/10	L	22-27
11/7/2015	Lincoln	/6	W	39-38
11/17/2018	Lincoln	/	W	9-6
9/25/2021	East Lansing	/20	L	20-23 (OT)
11/4/2023	East Lansing	/	L	17-20

*Alamo Bowl

Series scoring	Total	Average
Nebraska	368	28.3
Michigan State	216	16.6

Highest NU score: 55 in 1996

Widest NU margin: 41 in 1996 (55-14)

Highest MSU score: 41 in 2013 (28-41)

Widest MSU margin: 13 in 2013 (28-41)

Highest-scoring game: 77 in 2015

Longest NU win streak: seven games, 1914-2012

Longest MSU win streak: two games, twice

Shutouts by (last time): NU 1 (1914), MSU none

Series Notes: Six of the eight meetings since Nebraska joined the Big Ten have been decided by five or fewer points, including each of the past five matchups. Michigan State managed a 20-17 win over the Huskers in East Lansing in 2023, one of four Big Ten losses by a field goal for the Huskers in 2023 (at Minnesota, Maryland, Iowa). It was the third straight game in the series with the Spartans decided by a field goal. Since Nebraska joined the Big Ten in 2011, the series with Michigan State is tied, 4-4, with the Huskers owning a narrow 187-182 edge in combined scoring. Nebraska defeated Michigan State, 9-6, in Lincoln in 2018, winning without a touchdown for the first time since a 3-0 win over Kansas State in 1937. Nebraska's 39-38 win over No. 6 MSU in 2015 marked just the third time in school history an unranked Nebraska team defeated a top-10 opponent. It was also the highest-ranked team NU had defeated in 14 seasons. MSU posted its first two wins in the series in 2013 and 2014. Nebraska's rally from a 10-point fourth-quarter deficit marked one of four second-half double-digit comebacks in 2012. The Spartans were held to 14 or fewer points in each of the first six meetings, including three points in consecutive meetings in 2003 and 2011. NU's win over No. 9 Michigan State in 2011 marked the second straight year the Huskers defeated a top-10 team in Lincoln. Second-ranked Nebraska posted a 50-10 victory at Michigan State in 1995, in the Huskers' first trip to East Lansing. Nebraska and Michigan State are scheduled to meet in Lincoln in 2025, which will be the first trip for the Spartans to Memorial Stadium since 2018.

Minnesota Series

Games: 64

Standing: Minnesota leads, 37-25-2

At Lincoln: Nebraska leads, 12-11-0

At Memorial Stadium: Nebraska leads, 11-9-0

At Minneapolis: Minnesota leads, 25-13-2

At Neutral Sites: Minnesota leads, 1-0-0

As Big Ten Foes: Minnesota leads, 8-5-0

Current win streak (start): Minnesota, five games (2019)

Date	Site	Rank NU/UM	Result	Score
11/29/1900	Lincoln	/	L	12-20
10/12/1901	Minneapolis	/	L	0-19
10/18/1902	Minneapolis	/	W	6-0
10/29/1904	Minneapolis	/	L	12-16
11/18/1905	Minneapolis	/	L	0-35
11/3/1906	Minneapolis	/	L	0-13
10/19/1907	Minneapolis	/	L	5-8
10/17/1908	Minneapolis	/	T	0-0
10/16/1909	Omaha	/	L	0-14
10/15/1910	Minneapolis	/	L	0-27
10/21/1911	Minneapolis	/	L	3-21
10/19/1912	Minneapolis	/	L	0-13
10/18/1913	Lincoln	/	W	7-0
10/18/1919	Minneapolis	/	T	6-6
10/15/1932	Minneapolis	/	L	6-7
10/3/1934	Minneapolis	/	L	0-20
10/12/1935	Lincoln	/	L	7-12
10/10/1936	Minneapolis	/	L	0-7
10/2/1937	Lincoln	/	W	14-9
10/1/1938	Minneapolis	/	L	7-16
10/7/1939	Lincoln	/	W	6-0
10/5/1940	Minneapolis	/	L	7-13
11/8/1941	Minneapolis	/2	L	0-9
10/17/1942	Lincoln	/14	L	2-15
10/2/1943	Minneapolis	/	L	0-54
9/30/1944	Minneapolis	/	L	0-39
10/6/1945	Lincoln	/	L	7-61
9/28/1946	Minneapolis	/	L	6-33
10/4/1947	Lincoln	/	L	13-28
10/2/1948	Minneapolis	/	L	13-39
10/1/1949	Lincoln	/	L	6-28
10/7/1950	Minneapolis	/	W	32-26
10/20/1951	Minneapolis	/	L	20-39
11/15/1952	Lincoln	/	L	7-13
9/25/1954	Minneapolis	/	L	7-19
9/26/1959	Minneapolis	/	W	32-12
9/24/1960	Lincoln	12/	L	14-26
9/28/1963	Minneapolis	/	W	14-7
9/26/1964	Minneapolis	/	W	26-21
9/30/1967	Lincoln	7/	W	7-0
9/28/1968	Minneapolis	9/17	W	17-14
10/4/1969	Minneapolis	/	W	42-14
10/3/1970	Minneapolis	6/	W	35-10
9/18/1971	Lincoln	1/	W	35-7
3/30/1972	Lincoln	7/	W	49-0
10/6/1973	Minneapolis	2/	W	48-7
10/5/1974	Lincoln	6/	W	54-0
9/17/1983	Minneapolis	1/	W	84-13
9/15/1984	Lincoln	1/	W	38-7
9/23/1989	Minneapolis	3/	W	48-0
9/22/1990	Lincoln	8/	W	56-0
10/22/2011	Minneapolis	13/	W	41-14
11/17/2012	Lincoln	16/	W	38-14
10/26/2013	Minneapolis	/	L	23-34
11/22/2014	Lincoln	21/	L	24-28
11/17/2015	Minneapolis	/	W	48-25
11/12/2016	Lincoln	21/	W	24-17
11/11/2017	Minneapolis	/	L	21-54
10/20/2018	Lincoln	/	W	53-28
10/12/2019	Minneapolis	/	L	7-34
12/12/2020	Lincoln	/	L	17-24
10/16/2021	Minneapolis	/	L	23-30
11/5/2022	Lincoln	/	L	13-20
8/31/2023	Minneapolis	/	L	10-13

Series scoring

Nebraska
Minnesota

Total

1,152
1,152

Average

18.0
18.0

Highest NU score: 84 in 1983

Widest NU margin: 71 (84-13) in 1983

Highest UM score: 61 in 1945 (61-7)

Widest UM margin: 54 (61-7) in 1945

Highest-scoring game: 97 in 1983 (NU 84, UM 13)

Scoreless tie: 1908

Longest NU win streak: 16 games, 1963-2012

Longest UM win streak: 10 games, 1940-49

Shutouts by (last time): NU 9 (1990), UM 12 (1944)

Series Notes: Before Nebraska joined the Big Ten, Minnesota was Nebraska's most frequent opponent among conference schools, with 51 meetings between 1900 and 1990. NU is 5-8 against the Gophers as Big Ten foes, including five consecutive losses dating back to 2019. Each of the last four setbacks have been by a touchdown or less, including a 13-10 loss in the season opener in Minneapolis on Aug. 31, 2023. The Huskers faced the Gophers in each of NU's first 13 seasons in the Big Ten, before taking a year off with expansion in 2024. The teams are scheduled to meet again in Minneapolis in 2025. The 2020 game was played on Dec. 12, the first December game in Memorial Stadium history. Minnesota has won eight of the past 11 meetings since 2013 after the Huskers built a 16-game winning streak in the series. In the 2011 win, Nebraska scored the first 34 points, giving NU 145 consecutive points against the Gophers in three straight meetings. The first 14 of the wins in the 16-game streak came under Hall of Fame coaches Bob Devaney and Tom Osborne by a combined score of 553-100. NU was 8-0 against the Gophers under Devaney (225-73) and 6-0 under Osborne (328-27). Nebraska posted five shutouts in the winning streak. Nebraska defeated the Gophers for eight consecutive seasons from 1967 to 1974, including NU national championship seasons in 1970 (35-10 at Minneapolis) and 1971 (35-7 in Lincoln). NU posted back-to-back shutouts in the final two meetings in non-league games (1989, 1990), winning by a combined margin of 104-0. Minnesota's 1960 national championship team posted a 26-14 win over Bill Jennings' Huskers in Lincoln. The Gophers also beat NU on their way to AP national titles in 1936 (7-0, Minneapolis), 1940 (13-7, Minneapolis) and 1941 (9-0, Minneapolis). Minnesota has never played Nebraska as the nation's No. 1 team, while the Huskers have entered the game with Minnesota as the AP No. 1 three times (1971, 1983, 1984). In 1968, both teams were ranked at game time (NU 9, UM 17) for the only time in series history. Nebraska's 84 points in 1983 are the most scored by the Huskers during the modern era (since WWII). The 1983 offense had 790 total yards - the third-highest total in school history, including 595 rushing yards. In the first 37 games in the series, which dates to 1900, Minnesota posted a 29-6-2 record and shut out the Huskers 12 times. The Gophers' last shutout came in 1941, which marked the second win in a 10-game winning streak by Minnesota.

Northwestern Series

Games: 17

Standing: Nebraska leads, 10-7-0

At Lincoln: Nebraska leads, 6-3-0

At Memorial Stadium: Nebraska leads, 5-3-0

At Evanston: Tied, 3-3

At Neutral Sites: Series tied, 1-1-0

As Big Ten Foes: Nebraska leads, 7-6

Current win streak (start): Nebraska, one game (2023)

Date	Site	Rank NU/NW	Result	Score
11/27/1902	Lincoln	/	W	12-0
10/3/1931	Evanston	/	L	7-19
9/28/1974	Lincoln	10/	W	49-7
12/30/2000	San Antonio*	9/18	W	66-17
11/5/2011	Lincoln	9/	L	25-28
10/20/2012	Evanston	/	W	29-28
11/2/2013	Lincoln	/	W	27-24
10/18/2014	Evanston	19/	W	38-17
10/24/2015	Lincoln	/	L	28-30

9/24/2016	Evanston	20/	W	24-13
11/4/2017	Lincoln	/	L	24-31 (OT)
10/13/2018	Evanston	/	L	31-34 (OT)
10/5/2019	Lincoln	/	W	13-10
11/7/2020	Evanston	/	L	13-21
10/2/2021	Lincoln	/	W	56-7
8/27/2022	Dublin	/	L	28-31
10/21/2023	Lincoln	/	W	17-9

*Alamo Bowl

Series scoring	Total	Average
Nebraska	487	28.6
Northwestern	326	19.2

Highest NU score: 66 in 2000 (66-17)
Widest NU margin: 49 in 2000 and 2021 (66-17, 56-7)
Highest NW score: 34 in 2018 (34-31 OT)
Widest NW margin: 12 in 1931 (19-7)
Highest-scoring game: 83 in 2000 (NU 66, NW 17)
Lowest-scoring game: 12 (NU 12, NW 0, in 1902)
Longest NU win streak: three games, 2012-14
Longest NW win streak: two games, 2017-18
Shutouts by (last time): NU 1 (1902)

Series Notes: The Huskers and Northwestern met for each of Nebraska's first 13 seasons in the Big Ten, with the Big Red owning a 7-6 edge as conference foes following a 17-9 win in Lincoln in 2023. The two schools will not meet in 2024, before Northwestern returns to Lincoln in 2025. Nebraska lost a narrow 31-28 decision to Northwestern in the 2022 season opener (Aug. 27) in Dublin, Ireland, marking Nebraska's first game outside of the United States since 1992. Although the Big Ten series between the two teams has featured close games with 10 of the 13 games decided by eight points or less, Nebraska's 56-7 win in 2021 tied for the largest margin of victory in the series and marked Nebraska's largest margin of victory in a Big Ten game. Nebraska has twice defeated Northwestern on the final play of the game (Hail Mary, 2013; field goal, 2019), two of the three-walk off Husker wins in Memorial Stadium history. Nebraska is 3-2 at Ryan Field, including an overtime loss in 2018. Nebraska rallied from fourth-quarter deficits in both 2012 and 2013. Nebraska won 29-28 at Evanston in 2012, rallying from a 12-point fourth-quarter deficit to the largest fourth-quarter comeback in school history. The Huskers defeated Northwestern 66-17 in the 2000 Alamo Bowl. The game marked the highest point total by the Huskers in a bowl game. Dan Alexander rushed for a Nebraska bowl-game record 240 yards and two touchdowns. Nebraska won the first meeting in series history, 12-0, in Lincoln on Nov. 27, 1902—the only shutout in series history. Northwestern posted a 19-7 victory in the first meeting between the two schools in Evanston on Oct. 3, 1931.

Ohio State Series

Games: 10
Standing: Ohio State leads, 9-1
At Lincoln: Ohio State leads, 3-1
At Memorial Stadium: Ohio State leads, 2-1
At Columbus: Ohio State leads, 6-0
As Big Ten Foes: Ohio State leads, 7-1
Current win streak (start): Ohio State, seven games (2012)

Date	Site	Rank		Result	Score
		NU/OSU			
9/24/1955	Columbus	/6	L		20-28
9/29/1956	Columbus	/8	L		7-34
10/8/2011	Lincoln	14/	W		34-27
10/6/2012	Columbus	21/12	L		38-63
11/5/2016	Columbus	10/6	L		3-62
10/14/2017	Lincoln	/9	L		14-56
11/3/2018	Columbus	/8	L		31-36
9/28/2019	Lincoln	/5	L		7-48
10/24/2020	Columbus	/5	L		17-52
11/6/2021	Lincoln	/6	L		17-26
10/26/2024	Columbus	/			

Series scoring	Total	Average
Nebraska	188	18.8
Ohio State	434	43.4

Highest NU score: 38 in 2012
Widest NU margin: 7 in 2011 (34-27)
Highest OSU score: 63 in 2012
Widest OSU margin: 59 (62-3) in 2016
Highest-scoring game: 101 in 2012 (OSU 63, NU 38)
Longest NU win streak: one game, 2011
Longest OSU win streak: seven games, 2012-present

Series Notes: Nebraska and Ohio State have played eight times as Big Ten opponents, including six straight seasons from 2016 to 2021. The two teams will meet in Columbus on Oct. 26, 2024. The first meeting in Lincoln was Nebraska's first-ever Big Ten home game on Oct. 8, 2011. That game featured the largest comeback victory in NU history, as the Huskers rallied from a 27-6 deficit for a 34-27 win. The 2016 contest was the first in the series between top-10 teams. Ohio State has been ranked in the top 10 in each of the last six games, including 2019 when ESPN College Gameday came to Lincoln for the first time since 2001. The 2020 game was just the eighth in college football history between two programs with 900 all-time wins. The 2020 contest (Oct. 24) marked Nebraska's latest season opener since also opening on Oct. 24 in 1892. The Buckeyes won the first two games in the series, a pair of meetings in the mid-1950s in Columbus, Ohio. In the first meeting, the No. 6 Buckeyes posted a 28-20 victory over a Bill Glassford-coached Cornhusker club. In the only other meeting, Michigan grad Pete Elliott led his only Nebraska team to Ohio State in a 34-7 loss to the No. 8 Buckeyes.

Oregon Series

Games: 8
Standing: Nebraska leads, 6-2-0
At Lincoln: Nebraska leads, 5-1-0
At Memorial Stadium: Nebraska leads, 5-1-0
At Eugene: Series tied, 1-1-0
As Big Ten Foes: 0-0-0
Current win streak (start): Oregon, one game (2017)

Date	Site	Rank		Result	Score
		NU/ORE			
9/27/1952	Eugene	/	W		28-13
9/19/1953	Lincoln	/	L		12-20
9/11/1971	Lincoln	2/	W		34-7
9/14/1974	Lincoln	7/	W		61-7
9/28/1985	Lincoln	16/	W		63-0
9/27/1986	Lincoln	4/	W		48-14
9/17/2016	Lincoln	/22	W		35-32
9/9/2017	Eugene	/	L		35-42

Series scoring	Total	Average
Nebraska	316	39.5
Oregon	135	16.9

Highest NU score: 63 in 1985 (63-0)
Widest NU margin: 63 in 1985 (63-0)
Highest ORE score: 42 in 2017 (42-35)
Widest ORE margin: 8 in 1953 (20-12)
Highest scoring game: 77 in 2017 (ORE 42, NU 35)
Longest NU win streak: five games, 1953-2016
Longest ORE win streak: one game, 1952, 2017
Shutouts by (last time): NU 1 (1985)

Series Notes: Oregon enters its first season in the Big Ten Conference in 2024, but is not scheduled to face Nebraska during the regular season. Nebraska leads the all-time series with Oregon 6-2, but the Ducks battled their way to a 42-35 win over the Huskers in the last meeting between the two schools in Eugene on Sept. 9, 2017. The Oregon win snapped a five-game series losing streak to Nebraska that dated back to 1953. The series dates back to 1952, when the Huskers defeated the Ducks 28-13 in the only other previous meeting in Oregon. Nebraska opened the 1953, 1971 and 1974 seasons with the Ducks in Lincoln. Nebraska entered the 1971 season at No. 2 in the AP poll as the defending national champion and rolled to a 34-7 win to kick off a 13-0 campaign that culminated with a second straight national title for Coach Bob Devaney. Nebraska was ranked in the top 16 of the AP poll in four straight meetings

with the Ducks, including a No. 7 ranking in a 61-7 win to open 1974 in Coach Tom Osborne's second season as Nebraska's head coach. The only game Oregon has entered as a top-25 team came in 2016, when unranked Nebraska defeated No. 22 Oregon, 35-32, at Memorial Stadium. It was NU's third win of a seven-game winning streak to open the 2016 campaign.

Penn State Series

Games: 18

Standing: Nebraska leads, 10-8-0

At Lincoln: Nebraska leads, 6-2-0

At Memorial Stadium: Nebraska leads, 6-2-0

At State College: Penn State leads, 6-3-0

At Neutral Sites: Nebraska leads 1-0-0

As Big Ten Foes: Nebraska leads, 4-1

Current win streak (start): Nebraska, one game (2020)

Date	Site	Rank NU/PSU	Result	Score
11/6/1920	State College	/	L	0-20
10/15/1949	State College	/	L	7-22
10/21/1950	Lincoln	/	W	19-0
10/13/1951	Lincoln	/	L	7-15
10/18/1952	State College	/19	L	0-10
9/20/1958	Lincoln	/	W	14-7
9/29/1979	Lincoln	6/18	W	42-17
9/27/1980	State College	3/11	W	21-7
9/26/1981	Lincoln	15/3	L	24-30
9/25/1982	State College	2/8	L	24-27
8/29/1983	E. Rutherford*	1/4	W	44-6
9/14/2002	State College	8/	L	7-40
9/13/2003	Lincoln	18/	W	18-10
11/12/2011	State College	19/12	W	17-14
11/10/2012	Lincoln	18/	W	32-23
11/23/2013	State College	/	W	23-20 (OT)
11/18/2017	State College	/13	L	44-56
11/14/2020	Lincoln	/	W	30-23

*Kickoff Classic

Series scoring	Total	Average
Nebraska	373	20.7
Penn State	347	19.3

Highest NU score: 44 in 1983 (44-6) and 2017 (44-56)

Widest NU margin: 38 in 1983 (44-6)

Highest PSU score: 56 in 2017 (56-44)

Widest PSU margin: 33 in 2002 (40-7)

Highest scoring game: 100 in 2017 (PSU 56, NU 44)

Longest NU win streak: four games, 2003-13

Longest PSU win streak: two games, three times

Shutouts by (last time): NU 1 (1950), PSU 2 (1952)

Series Notes: Nebraska and Penn State met three times from 2011 to 2013, but have played just twice since 2014. The two teams are scheduled to meet in the expanded 18-team Big Ten in 2025. The Huskers won the first three meetings as Big Ten foes, before No. 13 Penn State won in 2017. NU improved to 7-1 all-time in overtime games with its 2013 win in Happy Valley. Since that victory, the Huskers are 1-7 in OT. Nebraska rallied from a two-touchdown halftime deficit for a 32-23 win in Lincoln in 2012. NU's 17-14 win at Penn State in 2011 came in the first game in 46 seasons without Joe Paterno as the Nittany Lions' head coach. Both teams were nationally ranked in five straight meetings between 1979 and 1983, with NU winning three of the five games. In 1982 in Happy Valley, No. 2 Nebraska dropped a 27-24 decision to a Nittany Lion team that went on to win the national title. In 1983, No. 1 NU opened the season with a 44-6 victory over No. 4 Penn State in the Kickoff Classic in East Rutherford, N.J. PSU won four of the first five meetings, including a pair of shutouts in State College in 1920 and 1952. NU claimed its first win with a 19-0 shutout at Memorial Stadium in 1950.

Purdue Series

Games: 12

Standing: Series tied, 6-6-0

At Lincoln: Nebraska leads, 3-2-0

At Memorial Stadium: Nebraska leads, 3-2-0

At West Lafayette: Purdue leads, 4-3-0

As Big Ten Foes: Nebraska leads, 6-5-0

Current win streak (start): Nebraska, one game (2023)

Date	Site	Rank NU/PUR	Result	Score
9/27/1958	West Lafayette	/	L	0-28
10/12/2013	West Lafayette	/	W	44-7
11/1/2014	Lincoln	17/	W	35-14
10/31/2015	West Lafayette	/	L	45-55
10/22/2016	Lincoln	8/	W	27-14
10/28/2017	West Lafayette	/	W	25-24
9/29/2018	Lincoln	/	L	28-42
11/2/2019	West Lafayette	/	L	27-31
12/5/2020	West Lafayette	/	W	37-27
11/30/2021	Lincoln	/	L	23-28
10/15/2022	West Lafayette	/	L	37-43
10/28/2023	Lincoln	/	W	31-14
9/28/2024	West Lafayette	/		

Series scoring	Total	Average
Nebraska	328	29.1
Purdue	313	27.0

Highest NU score: 45 in 2015 (45-55)

Widest NU margin: 37 in 2013 (44-7)

Highest PUR score: 55 in 2015 (55-45)

Widest PUR margin: 28 in 1958 (28-0)

Highest-scoring game: 100 in 2015 (Purdue 55-45)

Longest NU win streak: two games, twice

Longest PUR win streak: two games, twice

Shutouts by (last time): NU none, Purdue 1 (1958)

Series Notes: Nebraska and Purdue will meet for the 12th consecutive season since 2013, when the two teams square off in West Lafayette on Sept. 28, 2024. The two schools are not scheduled to meet in 2025. Nebraska owns a 6-5 edge as Big Ten foes, and the series is tied 6-6 overall with Purdue owning a 4-3 edge in West Lafayette. In 2023, Nebraska rolled to a 31-14 win over the Boilermakers on Homecoming (Oct. 28) in Lincoln. Nebraska's win at Purdue on Dec. 5, 2020, marked the Huskers' first regular-season victory in December since 1992. Nebraska held Purdue to minus-2 rushing yards in 2020, the fewest by an opponent in seven seasons. Prior to their first meeting as Big Ten foes in 2013, the schools had not met since 1958, when the Boilermakers shut out NU, 28-0, in West Lafayette.

Rutgers Series

Games: 6

Standing: Nebraska leads, 6-0-0

At Lincoln: Nebraska leads, 2-0-0

At Memorial Stadium: Nebraska leads, 2-0-0

At Piscataway: Nebraska leads, 3-0-0

At Neutral Sites: Nebraska leads, 1-0-0

As Big Ten Foes: Nebraska leads, 5-0

Current win streak (start): Nebraska, six games (1920)

Date	Site	Rank NU/RU	Result	Score
11/2/1920	New York City	/	W	28-0
10/25/2014	Lincoln	16/	W	42-24
11/14/2015	Piscataway	/	W	31-14
9/23/2017	Lincoln	/	W	27-17
12/18/2020	Piscataway	/	W	28-21
10/7/2022	Piscataway	/	W	14-13
10/5/2024	Lincoln	/		

Series scoring	Total	Average
Nebraska	170	28.3
Rutgers	89	14.8

Highest NU score: 42 in 2014 (42-24)
Widest NU margin: 28 in 1920 (28-0)
Highest Rutgers score: 24 in 2014 (24-42)
Widest Rutgers margin: none
Highest-scoring game: 66 in 2014 (NU 42-24)
Longest NU win streak: six games, 1920-present
Longest Rutgers win streak: none
Shutouts by (last time): NU 1 (1920)

Series Notes: Nebraska is 6-0 all-time against Rutgers, including 5-0 as Big Ten foes. Nebraska won the closest meeting in series history with a 14-13 victory at Piscataway in 2022. The two teams will meet on Oct. 5, 2024 on Homecoming in Lincoln, the first meeting between the schools at Memorial Stadium since 2017. The 2020 game was a part of Big Ten Champions week and the Dec. 18 game was Nebraska's latest regular-season game since 1894. Prior to the 2014 meeting in Lincoln, the schools had not met since a 28-0 NU win at the New York Polo Grounds in 1920.

UCLA Series

Games: 13
Standing: Nebraska leads, 7-6-0
At Lincoln: Nebraska leads, 4-2-0
At Memorial Stadium: Nebraska leads, 4-2-0
At Los Angeles: UCLA leads, 4-2-0
At Neutral Sites: Nebraska leads, 1-0-0
Current win streak (start): Nebraska, one game (2015)

Date	Site	Rank		Result	Score
		NU	UCLA		
11/30/1946	Los Angeles	/	/	L	0-18
10/30/1948	Lincoln	/	/	L	15-27
9/9/1972	Los Angeles	1/	1/	L	17-20
9/8/1973	Lincoln	4/10		W	40-13
9/24/1983	Lincoln	1/	W	W	42-10
9/22/1984	Los Angeles	1/	W	W	42-3
9/12/1987	Lincoln	2/3	W	W	42-33
9/10/1988	Los Angeles	2/5	L	L	28-41
9/18/1993	Los Angeles	8/	W	W	14-13
9/17/1994	Lincoln	2/13	W	W	49-21
9/8/2012	Los Angeles	16/	L	L	30-36
9/14/2013	Lincoln	23/16	L	L	21-41
12/26/2015	Santa Clara*	/	W	W	37-29
11/2/2024	Lincoln	/			

Series scoring	Total	Average
Nebraska	377	29.0
UCLA	305	23.5

Highest NU score: 49 in 1994 (49-21)
Widest NU margin: 39 in 1984 (42-3)
Highest UCLA score: 41 in 1988 (41-28), 2013 (41-21)
Widest UCLA margin: 20 in 2013 (41-21)
Highest-scoring game: 75 in 1987 (NU 42, UCLA 33)
Longest NU win streak: four games, 1973-87
Longest UCLA win streak: three games, 1946-72
Shutouts by (last time): 1 by UCLA (1946)

Series Notes: Nebraska owns a 7-6 lead in a long and colorful series with new Big Ten Conference foe UCLA. The Huskers will meet as conference foes for the first time on Nov. 2, 2024, in Lincoln. The last meeting between the two schools came on Dec. 26, 2015 with a 37-29 Nebraska victory in the Foster Farms Bowl in Santa Clara, Calif. UCLA will be making its seventh trip to Memorial Stadium and its first trip to Lincoln since a battle of top-25 teams on Sept. 14, 2013. The series dates back to 1946, when the Big Red traveled to Los Angeles for an 18-0 loss to the Bruins in the regular-season finale on Nov. 30. UCLA came to Memorial Stadium in Lincoln for the first time on Oct. 30, 1947, defeating Nebraska on Homecoming in Lincoln, 27-15. The Bruins opened the 1972 season with a 20-17 upset of No. 1 Nebraska in Los Angeles in Hall of Famer Bob Devaney's final season as the Husker head coach. The Bruin win snapped a 32-game Nebraska unbeaten streak that included a pair of national titles for the Huskers in 1970 and 1971. The win also

capped a three-game series winning streak by the Bruins. Nebraska answered with four straight wins from 1973 to 1987 under Hall of Fame coach Tom Osborne. The 1973 Husker win was Osborne's first game as head coach, as No. 4 Nebraska pounded the No. 10 Bruins, 40-13, in Lincoln. In 1983 and 1984, Nebraska entered games with UCLA as the No. 1 team in the nation and rolled to lopsided 42-10 and 42-3 victories. Nebraska's four-game series winning streak was capped with a 42-33 win by No. 2 Nebraska over No. 3 UCLA at Memorial Stadium on Sept. 12, 1987. In a rematch of top-five teams the following season, No. 5 UCLA knocked off No. 2 Nebraska, 41-28, in Los Angeles. In the closest game in series history, No. 8 Nebraska outlasted unranked UCLA, 14-13, in Los Angeles as part of an undefeated regular season in 1993. No. 2 Nebraska then rolled to a 49-21 win over No. 13 UCLA as part of an unbeaten national championship season in 1994. Nebraska entered nine straight games with UCLA ranked in the top 25 from 1973 to 2013, including seven straight games in the top 10.

USC Series

Games: 5
Standing: USC leads, 4-0-1
At Lincoln: USC leads, 2-0-0
At Memorial Stadium: USC leads, 2-0-0
At Los Angeles: USC leads, 1-0-1
At Neutral Sites: USC leads, 1-0-0
Current win streak (start): USC, three games (2006)

Date	Site	Rank		Result	Score
		NU	USC		
9/20/1969	Lincoln	/5		L	21-31
9/19/1970	Los Angeles	9/3		T	21-21
9/16/2006	Los Angeles	19/4		L	10-28
9/15/2007	Lincoln	14/1		L	31-49
12/27/2014	San Diego*	25/24		L	42-45
11/16/2024	Los Angeles	/			

*Holiday Bowl

Series scoring	Total	Average
Nebraska	125	25.0
USC	174	34.8

Highest NU score: 42 in 2014 (42-45)
Widest NU margin: none
Highest USC score: 49 in 2007 (49-31)
Widest USC margin: 18 in 2006 (28-10), 2007 (49-31)
Highest-scoring game: 87 in 2014 (USC 45, NU 42)
Longest NU win streak: none
Longest USC win streak: three games, 2006-current
Shutouts by (last time): none

Series Notes: Nebraska will meet USC for the first time as Big Ten Conference opponents on Saturday, Nov. 16, 2024 at the Coliseum in Los Angeles. The game will come two weeks after the Big Red battle the UCLA Bruins in Lincoln (Nov. 2). Nebraska has never beaten USC, and the Trojans have entered all five previous meetings as a higher ranked AP team. In the most recent meeting, No. 24 USC outlasted No. 25 Nebraska, 45-42 in the 2014 Holiday Bowl in San Diego. The last time the two schools met in the regular season, No. 1 USC defeated No. 14 Nebraska, 49-31 at Memorial Stadium on Sept. 15, 2007. It marked the fourth consecutive game to open the series with Nebraska that USC had been ranked in the AP top five. The series dates back to a 31-21 win for No. 5 USC in Nebraska's season opener in Lincoln on Sept. 20, 1969. The rematch between 1970 top-10 teams came in Los Angeles on Sept. 19, when the Huskers and Trojans fought to a 21-21 tie at the Coliseum. The tie was the only blemish during Nebraska's 1970 national championship season under Coach Bob Devaney. The Huskers repeated as national champions with a perfect 13-0 record in 1971. From 1969 through 1971, the only other non-win on Nebraska's record came with a 17-7 loss at Missouri in 1969, as the Huskers went 33-2-1 in those three seasons. USC won AP national titles in 1962, 1967, 1972, 2003 and 2004.

Washington Series

Games: 10

Standing: Nebraska leads, 5-4-1

At Lincoln: Nebraska leads, 2-1-1

At Memorial Stadium: Nebraska leads, 2-1-1

At Seattle: Nebraska leads, 3-2-0

At Neutral Sites: Washington leads, 1-0-0

Current win streak (start): Nebraska, one game (2011)

Date	Site	Rank NU/UW	Result	Score
10/17/1925	Lincoln	/	T	6-6
11/25/1926	Seattle	/	L	6-10
9/16/1967	Seattle	/	W	17-7
9/21/1991	Lincoln	9/4	L	21-36
9/19/1992	Seattle	12/2	L	14-29
9/20/1997	Seattle	7/2	W	27-14
9/26/1998	Lincoln	2/9	W	55-7
9/18/2010	Seattle	8/	W	56-21
12/30/2010	San Diego*	17/	L	7-19
9/17/2011	Lincoln	11/	W	51-38

*Holiday Bowl

Series scoring	Total	Average
Nebraska	260	26.0
Washington	187	18.7

Highest NU score: 56 in 2010 (56-21)

Widest NU margin: 48 in 1998 (55-7)

Highest UW score: 38 in 2011 (38-51)

Widest UW margin: 15 in 1991 (36-21), 1992 (29-14)

Highest-scoring game: 89 in 2011 (NU 51, UW 38)

Longest NU win streak: three games, 1997-2010

Longest UW win streak: two games, 1991-92

Shutouts by (last time): none

Series Notes: Nebraska owns a rich history in a 10-game series with new Big Ten member Washington. The two teams are not scheduled to meet for the first time as conference foes in the 18-team Big Ten until a 2026 matchup in Lincoln. The Huskers own a narrow 5-4-1 edge in the all-time series with the Huskies, including a 51-38 win over UW at Memorial Stadium in the most recent meeting in 2011. That game marked the third meeting in a 12-month span that included a 56-21 win over the Huskies in Seattle on Sept. 18, 2010, before Washington avenged the loss with a 19-7 win over Nebraska in the 2010 Holiday Bowl in San Diego (Dec. 30). At least one of the two teams has been ranked in the AP Top 25 in each of the last seven meetings, including four straight games from 1991 to 1998 when both teams were ranked in the top 12 in the AP poll. No. 7 Nebraska upset No. 2 Washington in Seattle to fuel the Huskers' surge to an unbeaten season and the 1997 national title. No. 4 Washington knocked off No. 9 Nebraska 36-21 in Lincoln on its way to a national championship in 1991. The first meeting between the schools resulted in a tie at Memorial Stadium in Lincoln in 1925, before the Huskies notched a 10-6 win in Seattle in 1926. Nebraska got its first series win with a 17-7 victory in Seattle in 1967 - the only meeting between the schools between 1926 and 1991.

Wisconsin Series

Games: 17

Standing: Wisconsin leads, 13-4-0

At Lincoln: Wisconsin leads, 4-3-0

At Memorial Stadium: Wisconsin leads, 4-3-0

At Madison: Wisconsin leads, 7-1-0

At Neutral Sites: Wisconsin leads, 2-0-0

Current win streak (start): Wisconsin, 10 games (2012)

Date	Site	Rank NU/WIS	Result	Score
11/2/1901	Milwaukee	/	L	0-18
10/9/1965	Lincoln	2/	W	37-0
10/8/1966	Madison	7/	W	31-3
9/29/1973	Lincoln	2/	W	20-16
9/21/1974	Madison	4/	L	20-21
10/1/2011	Madison	8/7	L	17-48
9/29/2012	Lincoln	22/	W	30-27
12/1/2012	Indianapolis*	14/	L	31-70
11/15/2014	Madison	11/22	L	24-59
10/10/2015	Lincoln	/	L	21-23
10/29/2016	Madison	7/11	L	17-23 (OT)
10/7/2017	Lincoln	/9	L	17-38
10/6/2018	Madison	/16	L	24-41
11/16/2019	Lincoln	/15	L	21-37
11/20/2021	Madison	/19	L	28-35
11/19/2022	Lincoln	/	L	14-15
11/18/2023	Madison	/	L	17-24 (OT)
11/23/2024	Lincoln	/		

*Big Ten Championship Game

Series scoring	Total	Average
Nebraska	369	21.7
Wisconsin	498	29.3

Highest NU score: 37 in 1965 (37-0)

Widest NU margin: 37 in 1965 (37-0)

Highest WIS score: 70 in 2012 (70-31)

Widest WIS margin: 39 in 2012 (70-31)

Highest-scoring game: 101 in 2012 (WIS 70, NU 31)

Longest NU win streak: three games, 1965-73

Longest WIS win streak: 10 games, 2012-present

Shutouts by (last time): NU 1 (1965), WIS 1 (1901)

Series Notes: Nebraska and Wisconsin play for the Freedom Trophy each season, a trophy that debuted for the 2014 matchup. Since the Huskers joined the Big Ten in 2011, the two schools have met each season except 2013 and 2020. The 2020 game scheduled for Lincoln was canceled due to COVID-19 protocols in the Badger program. Wisconsin owns an 11-1 edge as Big Ten foes, including 10 consecutive wins after a 24-17 overtime victory against Nebraska in Madison in 2023. The schools are scheduled to meet Nov. 23, 2024 in Lincoln, but will not face each other in 2025. Nebraska played its first-ever game as a member of the Big Ten Conference at Camp Randall Stadium against Wisconsin on Oct. 1, 2011. The teams met twice in 2012. In the regular-season meeting in Lincoln, Nebraska posted the second-largest comeback in school history, twice rallying from a 17-point deficit for a 30-27 victory. Wisconsin defeated Nebraska 70-31, in the Big Ten title game at Lucas Oil Stadium in Indianapolis. Nebraska was ranked in the top 25 in eight straight meetings with the Badgers before entering the 2015 game unranked. Wisconsin was ranked in five straight matchups from 2016 to 2021. NU was ranked in the top 10 five times entering the UW game from 1965 to 2011, and was No. 7 in 2016. Wisconsin won the first meeting between the two teams, 18-0, on Nov. 2, 1901. The Huskers reeled off three straight wins from 1965 to 1973 by a combined margin of 88-19. The first two meetings came under NU Hall of Fame Coach Bob Devaney, who led his 1965 Huskers to a 37-0 shutout of the Badgers. Nebraska completed a series sweep one year later with a 31-3 victory in Madison. Long-time Wisconsin Head Coach and Athletic Director Barry Alvarez, who was inducted into the College Football Hall of Fame in 2010, was a linebacker on those two Nebraska teams. The two teams met again in Lincoln in 1973, when first-year head coach and No. 2 NU notched a 20-16 win.

Note: All rankings listed are from the AP Poll.

Series Records vs. Non-Conference Opponents

Football Bowl Subdivision Opponents

Air Force (Series tied 1-1)

1963	H	13	17	L
1965	A	27	17	W
Totals		40	34	

Akron (NU leads 1-0)

1997	H	59	14	W
------	---	----	----	---

Alabama (NU trails 2-3)

1965	N	28	*39	L
1966	N	7	**34	L
1972	N	38	+6	W
1977	H	31	24	W
1978	N	3	***20	L
Totals		107	123	

*1966 Orange Bowl; **1967 Sugar Bowl;
+1972 Orange Bowl; ***at Birmingham

Arizona (Series tied 1-1-1)

1961	H	14	14	T
1998	N	20	*23	L
2009	N	33	**0	W
Totals		67	37	

* 1998 Holiday Bowl; ** 2009 Holiday Bowl

Arizona State (NU leads 6-2)

1975	A	14	*17	L
1987	A	35	28	W
1988	H	47	16	W
1991	A	18	9	W
1992	H	45	24	W
1995	H	77	28	W
1996	A	0	19	L
2002	H	48	10	W
Totals		284	151	

*1975 Fiesta Bowl

Arkansas (NU trails 0-1)

1964	N	7	*10	L
------	---	---	-----	---

*1965 Cotton Bowl

Arkansas State (NU leads 3-0)

2009	H	38	9	W
2012	H	42	13	W
2017	H	43	36	W
Totals		123	58	

Army (NU leads 3-2)

1928	A	3	13	L
1957	A	0	42	L
1960	H	14	9	W
1970	H	28	0	W
1972	A	77	7	W
Totals		122	71	

Auburn (NU leads 3-1)

1963	N	13	*7	W
1981	H	17	3	W
1982	A	41	#7	W
2006	N	14	17	L
Totals		85	34	

*1964 Orange Bowl; #2007 Cotton Bowl

Ball State (NU leads 1-0)

2007	H	41	40	W
------	---	----	----	---

Baylor (NU leads 11-1)

1939	H	20	0	W
1956	H	7	26	L
1977	H	31	10	W
1990	H	13	0	W
1996	H	49	0	W
1997	A	49	21	W
2000	H	59	0	W
2001	A	48	7	W
2004	H	59	27	W

2005	A	23	14	W
2008	H	32	20	W
2009	A	20	10	W
Totals		410	135	

Brigham Young (NU trails 0-1)

2015	H	28	33	L
------	---	----	----	---

Buffalo (NU leads 1-0)

2021	H	28	3	W
------	---	----	---	---

California (NU leads 3-0)

1978	H	36	26	W
1998	A	24	3	W
1999	H	45	0	W
Totals		105	29	

Cincinnati (NU leads 1-0)

1906	H	41	0	W
------	---	----	---	---

Clemson (Tied, 1-1)

1981	N	15	*22	L
2008	N	26	**21	W
Totals		41	43	

*1982 Orange Bowl; **2009 Gator Bowl

Colorado (NU leads 49-21-2)

1898	A	23	10	W
1902	A	10	0	W
1903	H	31	0	W
1904	A	0	6	L
1905	H	18	0	W
1907	H	22	8	W
1948	A	6	19	L
1949	H	25	14	W
1950	A	19	28	L
1951	H	14	36	L
1952	A	16	16	T
1953	H	10	14	L
1954	A	20	6	W
1955	H	37	20	W
1956	A	0	16	L
1957	H	0	27	L
1958	A	16	27	L
1959	H	14	12	W
1960	A	6	19	L
1961	H	0	7	L
1962	A	31	6	W
1963	H	41	6	W
1964	A	21	3	W
1965	H	38	13	W
1966	A	21	19	W
1967	H	16	21	L
1968	A	22	6	W
1969	H	20	7	W
1970	A	29	13	W
1971	H	31	7	W
1972	A	33	10	W
1973	H	28	16	W
1974	A	31	15	W
1975	H	63	21	W
1976	A	24	12	W
1977	H	33	15	W
1978	A	52	14	W
1979	H	38	10	W
1980	A	45	7	W
1981	H	59	0	W
1982	A	40	14	W
1983	H	69	19	W
1984	A	24	7	W
1985	H	17	7	W
1986	A	10	20	L
1987	A	24	7	W
1988	H	7	0	W
1989	A	21	27	L
1990	H	12	27	L

1991	A	19	19	T
1992	H	52	7	W
1993	A	21	17	W
1994	H	24	7	W
1995	A	44	21	W
1996	H	17	12	W
1997	A	27	24	W
1998	H	16	14	W
1999	A	33	30	W OT
2000	H	34	32	W
2001	A	36	62	L
2002	H	13	28	L
2003	A	31	22	W
2004	H	20	26	L
2005	A	30	3	W
2006	H	37	14	W
2007	A	51	65	L
2008	H	40	31	W
2009	A	28	20	W
2010	H	45	17	W
2018	H	28	33	L
2019	A	31	34	L OT
2023	A	14	36	L
Totals		1,878	1,208	

Colorado State (NU leads 6-0)

1920	H	7	0	W
1921	H	70	7	W
1931	N	20	*7	W
1991	H	71	14	W
1993	H	48	13	W
1996	H	65	9	W
Totals		281	50	

*at Denver

Duke (NU trails 0-1)

1954	N	7	*34	L
------	---	---	-----	---

*1955 Orange Bowl

Florida (NU leads 2-0)

1974	N	13	*10	W
1995	N	62	**24	W
Totals		75	34	

*1974 Sugar Bowl; **1996 Fiesta Bowl

Florida Atlantic (NU leads 2-0)

2009	H	49	3	W
2014	H	55	7	W
Totals		104	10	

Florida State (NU trails 2-6)

1980	H	14	18	L
1981	H	34	14	W
1985	H	13	17	L
1986	H	34	17	W
1987	N	28	*31	L
1989	N	17	**41	L
1992	N	14	***27	L
1993	N	16	****18	L
Totals		170	183	

*1988 Fiesta Bowl; **1990 Fiesta Bowl;

1993 Orange Bowl; *1994 Orange Bowl

Fresno State (NU leads 3-0)

2011	H	42	29	W
2014	A	55	19	W
2016	H	43	10	W
Totals		140	58	

Georgia (NU leads 2-1)

1969	N	45	*6	W
2012	N	31	**45	L
2013	N	24	#19	W
Totals		100	70	

*1969 Sun Bowl; **2013 Capital One Bowl; #2014 Gator Bowl

Georgia Southern (NU trails 0-1)

2022	H	42	45	L
Totals		42	45	

Georgia Tech (NU trails 0-1)

1990	N	21	*45	L
------	---	----	-----	---

*1991 Citrus Bowl

Hawaii (NU leads 5-1)

1954	A	50	0	W
1955	H	0	6	L
1971	A	45	3	W
1976	A	68	3	W
1978	H	56	10	W
1982	A	37	16	W
Totals		256	38	

Houston (NU trails 0-1)

1980	N	14	*17	L
------	---	----	-----	---

*1980 Cotton Bowl

Iowa State (NU leads 86-17-2)

1896	H	12	4	W
1897	A	0	10	L
1898	H	23	10	W
1899	A	0	33	L
1900	H	30	0	W
1901	H	17	0	W
1905	H	21	0	W
1906	H	2	14	L
1907	H	10	9	W
1908	N	23	*17	W
1910	H	24	0	W
1911	A	6	6	T
1913	A	18	9	W
1914	H	20	7	W
1915	A	21	0	W
1916	H	3	0	W
1919	H	0	3	L
1921	A	35	3	W
1922	H	54	6	W
1923	A	26	14	W
1926	H	31	6	W
1927	H	6	0	W
1928	A	12	0	W
1929	H	31	12	W
1930	A	14	12	W
1931	H	23	0	W
1932	H	12	6	W
1933	A	20	0	W
1934	H	7	6	W
1935	A	20	7	W
1936	H	34	0	W
1937	A	20	7	W
1938	H	7	8	L
1939	A	10	7	W
1940	H	21	12	W
1941	A	14	0	W
1942	H	26	0	W
1943	A	6	27	L
1944	H	6	19	L
1945	A	7	27	L
1946	H	33	0	W
1947	A	14	7	W
1948	H	19	15	W
1949	A	7	0	W
1950	H	20	13	W
1951	A	34	27	W
1952	H	16	0	W
1953	A	27	19	W
1954	H	39	14	W
1955	A	10	7	W
1956	H	9	7	W
1957	A	0	13	L
1958	H	7	6	W

1959	A	6	18	L
1960	H	7	10	L
1961	A	16	13	W
1962	H	36	22	W
1963	H	21	7	W
1964	A	14	7	W
1965	H	44	0	W
1966	A	12	6	W
1967	H	12	0	W
1968	A	24	13	W
1969	H	17	3	W
1970	A	54	29	W
1971	H	37	0	W
1972	A	23	23	T
1973	H	31	7	W
1974	A	23	13	W
1975	H	52	0	W
1976	A	28	37	L
1977	H	21	24	L
1978	A	23	0	W
1979	H	34	3	W
1980	A	35	0	W
1981	H	31	7	W
1982	A	48	10	W
1983	H	72	29	W
1984	A	44	0	W
1985	H	49	0	W
1986	A	35	14	W
1987	H	42	3	W
1988	A	51	16	W
1989	H	49	17	W
1990	A	45	13	W
1991	H	38	13	W
1992	A	10	19	L
1993	H	49	7	W
1994	A	28	12	W
1995	H	73	14	W
1996	A	49	14	W
1997	H	77	14	W
1998	A	42	7	W
1999	H	49	14	W
2000	A	49	27	W
2001	H	48	14	W
2002	A	14	36	L
2003	H	28	0	W
2004	A	27	34	L
2005	H	27	20	W OT
2006	A	28	14	W
2007	H	35	17	W
2008	A	35	7	W
2009	H	7	9	L
2010	A	31	30	W OT
Totals		2,684	1,095	
*at Omaha				

Kansas (NU leads 91-23-3)

1892	H	0	12	L
1893	H	0	18	L
1894	H	12	6	W
1895	H	4	8	L
1896	A	4	18	L
1897	H	6	5	W
1898	A	18	6	W
1899	H	20	36	L
1900	A	12	0	W
1901	H	29	5	W
1902	H	16	0	W
1903	A	6	0	L
1906	H	6	8	L
1907	A	16	6	W
1908	H	5	20	L
1909	H	0	6	L
1910	A	6	0	W
1911	A	29	0	W
1912	H	14	3	W

1913	A	9	0	W
1914	H	35	0	W
1915	A	33	0	W
1916	H	3	7	L
1917	A	13	3	W
1918	H	20	0	W
1919	H	19	7	W
1920	A	20	20	T
1921	H	28	0	W
1922	A	28	0	W
1923	H	0	0	T
1924	A	14	7	W
1925	H	14	0	W
1926	A	20	3	W
1927	H	47	13	W
1928	A	20	0	W
1929	H	12	6	W
1930	A	16	0	W
1931	H	6	0	W
1932	A	20	6	W
1933	H	12	0	W
1934	A	3	0	W
1935	H	19	13	W
1936	A	26	0	W
1937	H	13	13	T
1938	A	16	7	W
1939	H	7	0	W
1940	A	53	2	W
1941	H	32	0	W
1942	A	14	7	W
1943	H	7	6	W
1944	A	0	20	L
1945	H	27	13	W
1946	A	16	14	W
1947	H	7	13	L
1948	A	7	27	L
1949	H	13	27	L
1950	A	33	26	W
1951	H	7	27	L
1952	A	14	13	W
1953	H	9	0	W
1954	A	41	20	W
1955	H	19	14	W
1956	A	26	20	W
1957	H	12	14	L
1958	A	7	29	L
1959	H	3	10	L
1960	A	0	31	L
1961	H	6	28	L
1962	A	40	16	W
1963	H	23	9	W
1964	A	14	7	W
1965	H	42	6	W
1966	A	24	13	W
1967	A	0	10	L
1968	H	13	23	L
1969	H	21	17	W
1970	A	41	20	W
1971	H	55	0	W
1972	A	56	0	W
1973	H	10	9	W
1974	A	56	0	W
1975	H	16	0	W
1976	A	31	3	W
1977	H	52	7	W
1978	A	63	21	W
1979	H	42	0	W
1980	A	54	0	W
1981	H	31	15	W
1982	A	52	0	W
1983	H	67	13	W
1984	A	41	7	W
1985	H	56	6	W
1986	A	70	0	W
1987	H	54	2	W

1988	A	63	10	W
1989	H	51	14	W
1990	A	41	9	W
1991	A	59	23	W
1992	H	49	7	W
1993	A	21	20	W
1994	H	45	17	W
1995	A	41	3	W
1996	H	63	7	W
1997	A	35	0	W
1998	H	41	0	W
1999	A	24	17	W
2000	H	56	17	W
2001	A	51	7	W
2002	H	45	7	W
2003	A	24	3	W
2004	H	14	8	W
2005	A	15	40	L
2006	H	39	32	W OT
2007	A	39	76	L
2008	H	45	35	W
2009	A	31	17	W
2010	H	20	3	W
Totals		2,955	1,199	

Kansas State (NU leads 78-15-2)

1911	H	59	0	W
1912	H	30	6	W
1913	H	24	6	W
1914	A	31	0	W
1915	H	31	0	W
1916	H	14	0	W
1922	H	21	0	W
1923	H	34	12	W
1924	A	24	0	W
1925	A	0	0	T
1926	H	3	0	W
1927	A	33	0	W
1928	H	8	0	W
1929	A	10	6	W
1930	H	9	10	L
1931	A	6	3	W
1932	H	6	0	W
1933	A	9	0	W
1934	H	7	19	L
1935	A	0	0	T
1936	H	40	0	W
1937	A	3	0	W
1938	H	14	7	W
1939	A	25	9	W
1940	H	20	0	W
1941	A	6	12	L
1942	H	0	19	L
1943	A	13	7	W
1944	H	35	0	W
1945	A	24	0	W
1946	H	31	0	W
1947	A	14	7	W
1948	H	32	0	W
1949	A	13	6	W
1950	H	49	21	W
1951	A	1	*0	W
1952	H	27	14	W
1953	A	0	27	L
1954	H	3	7	L
1955	A	16	0	W
1956	H	7	10	L
1957	A	14	7	W
1958	H	6	23	L
1959	A	14	29	L
1960	H	17	7	W
1961	A	24	0	W
1962	H	26	6	W
1963	A	28	6	W
1964	H	47	0	W

1965	A	41	0	W
1966	H	21	10	W
1967	A	16	14	W
1968	H	0	12	L
1969	A	10	7	W
1970	H	51	13	W
1971	A	44	17	W
1972	H	59	7	W
1973	A	50	21	W
1974	H	35	7	W
1975	A	12	0	W
1976	H	51	0	W
1977	A	26	9	W
1978	H	48	14	W
1979	A	21	12	W
1980	H	55	8	W
1981	A	49	3	W
1982	H	42	13	W
1983	A	51	25	W
1984	H	62	14	W
1985	A	41	3	W
1986	H	38	0	W
1987	H	56	3	W
1988	A	48	3	W
1989	H	58	7	W
1990	A	45	8	W
1991	H	38	31	W
1992	N	38	**24	W
1993	H	45	28	W
1994	A	17	6	W
1995	H	49	25	W
1996	A	39	3	W
1997	H	56	26	W
1998	A	30	40	L
1999	H	41	15	W
2000	A	28	29	L
2001	H	31	21	W
2002	A	13	49	L
2003	H	9	38	L
2004	A	21	45	L
2005	H	27	25	W
2006	A	21	3	W
2007	H	73	31	W
2008	A	56	28	W
2009	H	17	3	W
2010	A	48	13	W
Totals		2,635	989	

*Kansas State forfeited; **Coca-Cola Bowl at Tokyo

Louisiana (NU leads 1-0)

2009	H	55	0	W
------	---	----	---	---

Louisiana Tech (NU leads 3-0)

1998	N	56	*26	W
2006	H	49	10	W
2013	H	28	14	W

Totals 133 50

*Eddie Robinson Football Classic

LSU (NU leads 5-0-1)

1970	N	17	*12	W
1975	H	10	7	W
1976	A	6	6	T
1982	N	21	**20	W
1984	N	28	***10	W
1986	N	30	****15	W

Totals 112 70

*1971 Orange Bowl; **1983 Orange Bowl;

1985 Sugar Bowl; *1987 Sugar Bowl

Miami (Tied 6-6)

1951	A	7	19	L
1953	H	20	16	W
1962	N	36	*34	W
1975	H	31	16	W
1976	H	17	9	W

1983	N	30	**31	L
1988	N	3	***23	L
1991	N	0	****22	L
1994	N	24	#17	W
2002	N	14	##37	L
2014	H	41	31	W
2015	A	33	36	L OT
Totals		255	291	

*1962 Gotham Bowl; **1984 Orange Bowl;
1989 Orange Bowl; *1992 Orange Bowl;
#1995 Orange Bowl; ##2002 Rose Bowl

Middle Tennessee (NU leads 1-0)

1992	H	48	7	W
------	---	----	---	---

Mississippi (NU trails 0-1)

2002	N	23	*27	L
------	---	----	-----	---

*2002 Independence Bowl

Mississippi State (NU leads 1-0)

1980	N	31	*17	W
------	---	----	-----	---

*1980 Sun Bowl

Missouri (NU leads 65-36-3)

1892	N	1	*0	W
1893	N	18	**30	L
1894	N	14	**18	L
1895	N	12	***10	W
1896	A	8	4	W
1897	H	41	0	W
1898	A	47	6	W
1899	H	0	11	L
1900	A	12	0	W
1901	N	51	***0	W
1902	N	12	****0	W
1911	H	34	0	W
1912	A	7	0	W
1917	H	52	0	W
1919	A	12	5	W
1922	H	48	0	W
1923	A	7	7	T
1924	H	14	6	W
1925	A	6	9	L
1926	H	7	14	L
1927	A	6	7	L
1928	H	24	0	W
1929	A	7	7	T
1930	H	0	0	T
1931	A	10	7	W
1932	H	21	6	W
1933	A	26	0	W
1934	H	13	6	W
1935	A	19	6	W
1936	H	20	0	W
1937	A	7	0	W
1938	H	10	13	L
1939	A	13	27	L
1940	H	20	7	W
1941	A	0	6	L
1942	H	6	26	L
1943	A	20	54	L
1944	H	24	20	W
1945	A	0	19	L
1946	H	20	21	L
1947	A	6	47	L
1948	H	6	33	L
1949	A	20	21	L
1950	H	40	34	W
1951	A	19	35	L
1952	H	6	10	L
1953	A	7	23	L
1954	H	25	19	W
1955	A	18	12	W
1956	H	15	14	W
1957	A	13	14	L

1958	H	0	31	L
1959	A	0	9	L
1960	H	0	28	L
1961	A	0	10	L
1962	H	7	16	W
1963	A	13	12	W
1964	H	9	0	W
1965	A	16	14	W
1966	H	35	0	W
1967	A	7	10	L
1968	H	14	16	L
1969	A	7	17	L
1970	H	21	7	W
1971	A	36	0	W
1972	H	62	0	W
1973	A	12	13	L
1974	H	10	21	L
1975	A	30	7	W
1976	H	24	34	L
1977	A	21	10	W
1978	H	31	35	L
1979	A	23	20	W
1980	H	38	16	W
1981	A	6	0	W
1982	H	23	19	W
1983	A	34	13	W
1984	H	33	23	W
1985	A	28	20	W
1986	H	48	17	W
1987	A	42	7	W
1988	H	26	18	W
1989	A	50	7	W
1990	H	69	21	W
1991	H	63	6	W
1992	A	34	24	W
1993	H	49	7	W
1994	A	42	7	W
1995	H	57	0	W
1996	H	51	7	W
1997	A	45	38	W OT
1998	H	20	13	W
1999	A	40	10	W
2000	H	42	24	W
2001	A	36	3	W
2002	H	24	13	W
2003	A	24	41	L
2004	H	24	3	W
2005	A	24	41	L
2006	H	34	20	W
2007	A	6	41	L
2008	H	17	52	L
2009	A	27	12	W
2010	H	31	17	W
Totals		2,320	1,454	

*at Omaha, Missouri forfeited; **at Kansas City;

***at Omaha;

****at St. Joseph

Nevada (NU leads 1-0)

2007	H	52	10	W
------	---	----	----	---

New Mexico (NU leads 1-0)

1985	H	38	7	W
------	---	----	---	---

New Mexico State (NU leads 3-0)

1979	H	57	0	W
1982	H	68	0	W
2008	H	38	7	W
Totals		163	7	

North Carolina (NU leads 1-0)

1977	N	21	*17	W
------	---	----	-----	---

*1977 Liberty Bowl

North Carolina State (NU leads 2-0)

1962	H	19	14	W
1973	H	31	14	W
Totals		50	28	

North Texas (NU leads 1-0)

1993	H	76	14	W
------	---	----	----	---

Northern Illinois (NU leads 4-1)

1989	H	48	17	W
1990	H	60	14	W
2017	H	17	21	L
2019	H	44	8	W
2023	H	35	11	W
Totals		204	71	

Notre Dame (NU leads 8-7-1)

1915	H	20	19	W
1916	H	0	20	L
1917	H	7	0	W
1918	H	0	0	T
1919	H	9	14	L
1920	H	7	16	L
1921	A	0	7	L
1922	H	14	6	W
1923	H	14	7	W
1924	A	6	34	L
1925	H	17	0	W
1947	A	0	31	L
1948	H	13	44	L
1973	N	40	*6	W
2000	A	27	24	W OT
2001	H	27	10	W
Totals		201	238	

*1973 Orange Bowl

Oklahoma (NU trails 38-47-3)

1912	H	13	9	W
1919	N	7	*7	T
1921	H	44	0	W
1922	A	39	7	W
1923	H	24	0	W
1924	A	7	14	L
1925	H	12	0	W
1928	A	44	6	W
1929	H	13	13	T
1930	A	7	20	L
1931	H	13	0	W
1932	A	5	0	W
1933	H	16	7	W
1934	A	6	0	W
1935	H	19	0	W
1936	A	14	0	W
1937	H	0	0	T
1938	A	0	14	L
1939	H	13	7	W
1940	A	13	0	W
1941	H	7	6	W
1942	A	7	0	W
1943	H	7	26	L
1944	N	12	*31	L
1945	H	0	20	L
1946	A	6	27	L
1947	H	13	14	L
1948	A	14	41	L
1949	H	0	48	L
1950	A	35	49	L
1951	H	0	27	L
1952	A	13	34	L
1953	H	7	30	L
1954	A	7	55	L
1955	H	0	41	L
1956	A	6	54	L
1957	H	7	32	L
1958	A	7	40	L
1959	H	25	21	W
1960	A	17	14	W
1961	H	14	21	L

1962	A	6	34	L
1963	H	29	20	W
1964	A	7	17	L
1965	H	21	9	W
1966	A	9	10	L
1967	H	14	21	L
1968	A	0	47	L
1969	A	44	14	W
1970	H	28	21	W
1971	A	35	31	W
1972	H	14	17	L
1973	A	0	27	L
1974	H	14	28	L
1975	A	10	35	L
1976	H	17	20	L
1977	A	7	38	L
1978	H	17	14	W
1979	N	24	#31	L
1979	A	14	17	L
1980	H	17	21	L
1981	A	37	14	W
1982	H	28	24	W
1983	A	28	21	W
1984	H	7	17	L
1985	A	7	27	L
1986	H	17	20	L
1987	H	7	17	L
1988	A	7	3	W
1989	H	42	25	W
1990	A	10	45	L
1991	H	19	14	W
1992	A	33	9	W
1993	H	21	7	W
1994	A	13	3	W
1995	H	37	0	W
1996	A	73	21	W
1997	H	69	7	W
2000	A	14	31	L
2001	H	20	10	W
2004	A	3	30	L
2005	H	24	31	L
2006	N	7	**21	L
2008	A	28	62	L
2009	H	10	3	W
2010	N	20	**23	L
2021	A	16	23	L
2022	H	14	49	L
Totals		1,451	1,764	

*at Omaha; **Big 12 Championship; # 1979 Orange Bowl

Oklahoma State (NU leads 37-5-1)

1960	H	6	7	L
1961	A	6	14	L
1962	H	14	0	W
1963	A	20	16	W
1964	H	27	14	W
1965	A	21	17	W
1966	H	21	6	W
1967	H	9	0	W
1968	A	21	20	W
1969	H	13	3	W
1970	H	65	31	W
1971	A	41	13	W
1972	H	34	0	W
1973	A	17	17	T
1974	H	7	3	W
1975	A	28	20	W
1976	H	14	10	W
1977	A	31	14	W
1978	H	22	14	W
1979	A	36	0	W
1980	H	48	7	W
1981	A	54	7	W
1982	H	48	10	W
1983	A	14	10	W
1984	H	17	3	W
1985	A	34	24	W
1986	H	30	10	W
1987	A	35	0	W

1988	H	63	42	W
1989	A	48	23	W
1990	H	31	3	W
1991	A	49	15	W
1992	H	55	0	W
1993	A	27	13	W
1994	H	32	3	W
1995	A	64	21	W
1998	N	24	*17	W
1999	H	38	14	W
2002	A	21	24	L
2003	H	17	7	W
2006	A	29	41	L
2007	H	14	45	L
2010	A	51	41	W
Totals		1,296	599	

*at Kansas City

Oregon State (NU leads 9-2)

1916	N	17	*7	W
1924	H	14	0	W
1933	H	22	0	W
1935	H	26	20	W
1936	N	32	*14	W
1947	H	6	27	L
1948	N	12	*28	L
1954	H	27	7	W
1959	H	7	6	W
1989	H	35	7	W
1990	H	31	7	W
Totals		229	123	

*at Portland

Pacific (NU leads 2-0)

1994	H	70	21	W
1995	H	49	7	W
Totals		119	28	

*discontinued program in 1995

Pittsburgh (NU trails 6-15-3)

1921	A	10	0	W
1927	A	13	21	L
1928	H	0	0	T
1929	H	7	12	L
1930	H	0	0	T
1931	A	0	40	L
1932	H	0	0	T
1933	A	0	6	L
1934	H	6	25	L
1935	A	0	6	L
1936	H	6	19	L
1937	A	7	13	L
1938	H	0	19	L
1939	A	14	13	W
1940	A	9	7	W
1941	H	7	14	L
1942	A	0	6	L
1943*				
1953	A	6	14	L
1954	H	7	21	L
1955	A	7	21	L
1957	A	0	34	L
1958	H	14	6	W
2004	A	24	17	W
2005	H	7	6	W
Totals		144	320	

*Game canceled

Rice (NU leads 1-0)

2001	H	48	3	W
------	---	----	---	---

San Jose State (NU leads 2-0)

2000	H	49	13	W
2008	H	35	12	W
Totals		84	25	

South Alabama (NU leads 2-0)

2015	H	48	9	W
2019	H	35	21	W
Totals		83	30	

South Carolina (NU leads 3-1)

1964	H	28	6	W
1986	A	27	24	W
1987	H	30	21	W
2011	N	13	*30	L
Totals		98	81	

*2012 Capital One Bowl

Southern Methodist (NU leads 1-0-1)

1929	H	0	0	T
1932	A	21	14	W
Totals		21	14	

Southern Miss (NU leads 5-1)

1999	H	20	13	W
2003	A	38	14	W
2004	H	17	21	L
2012	H	49	20	W
2013	H	56	13	W
2015	H	36	28	W
Totals		216	109	

Stanford (NU trails 0-1)

1941	N	13	*21	L
------	---	----	-----	---

*1941 Rose Bowl

Syracuse (NU trails 5-7)

1917	H	9	10	L
1919	H	3	0	W
1922	A	6	9	L
1923	H	0	7	L
1927	H	21	0	W
1928	H	7	6	W
1929	A	13	6	W
1957	H	9	26	L
1958	A	0	38	L
1961	H	6	28	L
1983	H	63	7	W
1984	A	9	17	L
Totals		146	154	

TCU (NU leads 6-1)

1951	H	7	28	L
1965	H	34	14	W
1966	H	14	10	W
1967	A	29	0	W
1975	H	56	14	W
1976	H	64	10	W
2001	H	21	7	W
Totals		225	83	

Tennessee (NU leads 2-1)

1997	N	42	*17	W
1999	N	31	**21	W
2016	N	24	***38	L
Totals		97	76	

*1998 Orange Bowl; **2000 Fiesta Bowl

***2016 Music City Bowl

Texas (NU trails 4-10)

1933	H	26	0	W
1959	H	0	20	L
1960	A	14	13	W
1974	N	19	*3	W
1996	N	27	**37	L
1998	H	16	20	L
1999	A	20	24	L
1999	N	22	**6	W
2002	H	24	27	L
2003	A	7	31	L

2006	H	20	22	L
2007	A	25	28	L
2009	N	12	**13	L
2010	H	13	20	L
Totals		245	264	

*1974 Cotton Bowl; **Big 12 Championship

Texas A&M (NU leads 10-4)

1930	H	13	0	W
1955	H	0	27	L
1969	H	14	0	W
1971	H	34	7	W
1972	H	37	7	W
1988	N	23	*14	W
1997	N	54	**15	W
1998	A	21	28	L
1999	H	37	0	W
2002	A	38	31	W
2003	H	48	12	W
2006	A	28	27	W
2007	H	14	36	L
2010	A	6	9	L
Totals		360	220	

*Kickoff Classic at East Rutherford; **Big 12 Championship

Texas Tech (NU leads 7-4)

1976	N	27	*24	W
1993	H	50	27	W
1994	A	42	16	W
1996	A	24	10	W
1997	H	29	0	W
2000	A	56	3	W
2001	H	41	31	W
2004	A	10	70	L
2005	H	31	34	L
2008	A	31	37	L OT
2009	H	10	31	L
Totals		351	283	

Troy (NU leads 4-1)

2001	H	42	14	W
2002	H	31	16	W
2003	H	30	0	W
2006	H	56	0	W
2018	H	19	24	L
Totals		178	54	

UAB (NU leads 1-0)

1998	H	38	7	W
------	---	----	---	---

UCF (NU leads 1-0)

1997	H	38	24	W
------	---	----	----	---

UNLV (NU leads 1-0)

1988	H	48	6	W
------	---	----	---	---

Utah (NU leads 4-0)

1968	H	31	0	W
1980	H	55	9	W
1989	H	42	30	W
1992	H	49	22	W
Totals		177	61	

Utah State (NU leads 8-0)

1966	H	28	7	W
1971	H	42	6	W
1979	H	35	14	W
1987	H	56	12	W
1988	H	63	13	W
1991	H	59	28	W
2002	H	44	13	W
2003	H	31	7	W
Totals		368	100	

Virginia Tech (NU trails 1-2)

1996	N	41	*21	W
2008	H	30	35	L
2009	A	15	16	L
Totals		86	72	

*1996 Orange Bowl

Wake Forest (NU leads 3-0)

1970	H	36	12	W
2005	H	31	3	W
2007	H	20	17	W
Totals		87	32	

Washington State (NU trails 1-3)

1920	H	20	21	L
1957	H	12	35	L
1977	H	10	19	L
1995	H	35	21	W
Totals		77	96	

Western Kentucky (NU leads 1-0)

2010	H	49	10	W
------	---	----	----	---

Western Michigan (NU leads 1-0)

2008	H	47	24	W
------	---	----	----	---

West Virginia (NU leads 1-0)

1994	N	31	*0	W
------	---	----	----	---

*Kickoff Classic at East Rutherford, N.J.

Wyoming (NU leads 8-0)

1934	H	50	0	W
1968	H	13	10	W
1983	H	56	20	W
1984	H	42	7	W
1994	H	42	32	W
2011	A	38	14	W
2013	H	37	34	W
2016	H	52	17	W
Totals		330	134	

Note: Year listed for bowl game indicates regular season it followed.

Football Championship Subdivision Opponents

Bethune-Cookman (NU leads, 1-0)

2018 H 45 9 W

Chattanooga (NU leads, 1-0)

2011 H 40 7 W

Colgate (NU leads 1-0)

1924 H 33 7 W

Fordham (NU leads 1-0)

2021 H 52 7 W

Idaho (NU leads 1-0)

2010 H 38 17 W

Idaho State (NU leads 1-0)

2012 H 73 7 W

Maine (NU leads 1-0)

2005 H 25 7 W

McNeese State (NU leads 2-0)

2002 H 38 14 W

2014 H 31 24 W

Totals 69 38

Montana State (NU leads 2-0)

1928 H 26 6 W

1930 H 53 7 W

Totals 79 13

Nicholls State (NU leads 1-0)

2006 H 56 7 W

North Dakota (NU leads, 2-0)

1961 H 33 0 W

2022 H 38 17 W

Totals 71 17

South Dakota (NU leads 14-1-2)

1899 A 5 6 L

1903 H 23 0 W

1905 H 42 6 W

1906 H 4 0 W

1907 H 39 0 W

1909 H 6 6 T

1910 H 12 9 W

1914 H 0 0 T

1920 H 20 0 W

1922 H 66 0 W

1931 H 44 6 W

1945 H 53 0 W

1949 H 33 6 W

1952 H 46 0 W

1956 H 34 6 W

1962 H 53 0 W

1964 H 56 0 W

Totals 536 45

South Dakota State (NU leads 3-0)

1963 H 58 7 W

2010 H 17 3 W

2013 H 59 20 W

Totals 134 30

Western Illinois (NU leads 1-0)

2004 H 56 17 W

Non-Division I Opponents*

Team	W	L	T	Last Meeting
Adrian	1	0	0	1912
Baker	0	0	1	1893
Bellevue	3	0	0	1912
Butte (Montana)	0	2	0	1896
Camp Dodge	0	1	0	1918
Carlisle Indians	0	1	0	1908
Chicago	1	1	0	1935
Creighton	3	0	0	1904
Denver A. C.	3	1	0	1898
Denver U.	4	0	0	1910
Doane	16	2	0	1912
Drake	6	2	0	1926
Grinnell	7	2	0	1927
Grand Island	3	0	0	1905
Haskell	7	2	0	1921
Hastings	2	0	0	1906
Iowa Pre-flight	0	1	0	1942
Kansas City Medics	1	2	2	1900
Kirksville Osteopaths	1	0	0	1901
Knox	5	0	0	1909
Morningside	1	0	0	1914
Nebraska-Kearney	1	0	0	1911
Nebraska Wesleyan	8	0	0	1921
New York U.	2	0	0	1927
Omaha Balloon	1	0	0	1918
Omaha Univ. Club	1	0	0	1895
Omaha YMCA	3	0	0	1894
Ottawa	1	0	0	1894
Peru State	3	0	0	1910
Saint Louis	0	1	0	1907
Sioux City A. C.	1	0	0	1895
Tarkio	3	0	0	1900
Wabash	1	0	0	1920
Washburn	4	0	0	1915
Washington (Mo.)	1	2	0	1926
William Jewell	1	0	0	1898

*Teams that no longer sponsor football, have not faced the Huskers in the modern era or were Division II or below in 2023.

Nebraska Homecoming Games (86-23-4)

Year	Opponent	Result
1911	Michigan	T, 6-6
1912	Kansas	W, 14-3
1913	Minnesota	W, 7-0
1914	Kansas	W, 35-0
1915	Iowa	W, 52-7
1916	Kansas	L, 3-7
1917	Missouri	W, 52-0
1918	Kansas	W, 20-0
1919	Kansas	W, 19-7
1920	Notre Dame	L, 7-16
1921	Kansas	W, 28-0
1922	Missouri	W, 48-0
1923	Kansas	T, 0-0
1924	Colgate	W, 35-7
1925	Kansas	W, 14-0
1926	Kansas State	W, 3-0
1927	Kansas	W, 47-13
1928	Missouri	W, 24-0
1929	Kansas	W, 12-6
1930	Missouri	T, 0-0
1931	Kansas	W, 6-0
1932	Kansas State	W, 6-0
1933	Kansas	W, 12-0
1934	Missouri	W, 13-6
1935	Kansas	W, 19-13
1936	Missouri	W, 20-0
1937	Kansas	T, 13-13
1938	Missouri	L, 10-13
1939	Kansas	W, 7-0
1940	Missouri	W, 20-7
1941	Indiana	L, 13-21
1942	Indiana	L, 0-12
1943	Kansas	W, 7-6
1944	Missouri	W, 24-20
1945	Kansas	W, 27-13
1946	Missouri	L, 20-21
1947	Kansas	L, 7-13
1948	UCLA	L, 15-27
1949	Kansas	L, 13-27
1950	Missouri	W, 40-34
1951	Kansas	L, 7-27
1952	Minnesota	L, 7-13
1953	Colorado	L, 10-14
1954	Pittsburgh	L, 7-21
1955	Colorado	W, 37-20
1956	Missouri	W, 15-14
1957	Kansas	L, 12-14
1958	Missouri	L, 0-31
1959	Oklahoma	W, 25-21
1960	Missouri	L, 0-28
1961	Kansas	L, 6-28
1962	Missouri	L, 7-16
1963	Colorado	W, 41-6
1964	Kansas State	W, 47-0
1965	Colorado	W, 38-13
1966	Kansas State	W, 21-10
1967	Oklahoma State	W, 9-0
1968	Kansas State	L, 0-12
1969	Iowa State	W, 17-3
1970	Kansas State	W, 51-13
1971	Kansas	W, 55-0
1972	Oklahoma State	W, 34-0
1973	Kansas	W, 10-9
1974	Oklahoma State	W, 7-3
1975	Kansas	W, 16-0
1976	Kansas State	W, 51-0
1977	Colorado	W, 33-15
1978	Kansas State	W, 48-14
1979	Kansas	W, 42-0
1980	Oklahoma State	W, 48-7
1981	Kansas	W, 31-15
1982	Kansas State	W, 42-13
1983	Colorado	W, 69-19

1984	Oklahoma State	W, 17-3
1985	Colorado	W, 17-7
1986	Oklahoma State	W, 30-10
1987	Kansas State	W, 56-3
1988	Oklahoma State	W, 63-42
1989	Iowa State	W, 49-17
1990	Missouri	W, 69-21
1991	Kansas State	W, 38-31
1992	Colorado	W, 52-7
1993	Kansas State	W, 45-28
1994	Colorado	W, 24-7
1995	Kansas State	W, 49-25
1996	Baylor	W, 49-0
1997	Texas Tech	W, 29-0
1998	Kansas	W, 41-0
1999	Iowa State	W, 49-14
2000	Kansas	W, 56-17
2001	Texas Tech	W, 41-31
2002	Kansas	W, 45-7
2003	Texas A&M	W, 48-12
2004	Missouri	W, 24-3
2005	Texas Tech	L, 31-34
2006	Missouri	W, 34-20
2007	Oklahoma St.	L, 14-45
2008	Missouri	L, 17-52
2009	La.-Lafayette	W, 55-0
2010	South Dakota St.	W, 17-3
2011	Ohio State	W, 34-27
2012	Wisconsin	W, 30-27
2013	Illinois	W, 39-19
2014	Illinois	W, 45-14
2015	Southern Miss	W, 36-28
2016	Illinois	W, 31-16
2017	Rutgers	W, 27-17
2018	Purdue	L, 28-42
2019	Northwestern	W, 13-10
2020	Penn State	W, 30-23
2021	Northwestern	W, 56-7
2022	Indiana	W, 35-21
2023	Purdue	W, 31-14

1970 National Champions (11-0-1)

Head Coach: Bob Devaney

Captains: Dan Schneiss and Jerry Murtaugh

Date	Opponent	Result
Sept. 12	Wake Forest	W, 36-12
Sept. 19	at USC	T, 21-21
Sept. 26	Army	W, 28-0
Oct. 3	at Minnesota	W, 35-10
Oct. 10	Missouri	W, 21-7
Oct. 17	at Kansas	W, 41-20
Oct. 24	Oklahoma State	W, 65-31
Oct. 31	at Colorado	W, 29-13
Nov. 7	at Iowa State	W, 54-29
Nov. 14	Kansas State	W, 51-13
Nov. 21	Oklahoma	W, 28-21
	Orange Bowl	
Jan. 1	Louisiana State	W, 17-12

1995 National Champions (12-0)

Head Coach: Tom Osborne

Captains: Phil Ellis, Mark Gilman, Aaron Graham, Christian Peter and Tony Veland

Date	Opponent	Result
Aug. 31	at Oklahoma State	W, 64-21
Sept. 9	at Michigan State	W, 50-10
Sept. 16	Arizona State	W, 77-28
Sept. 23	Pacific	W, 49-7
Sept. 30	Washington State	W, 35-21
Oct. 14	Missouri	W, 57-0
Oct. 21	Kansas State	W, 49-25
Oct. 28	at Colorado	W, 44-21
Nov. 4	Iowa State	W, 73-14
Nov. 11	at Kansas	W, 41-3
Nov. 24	Oklahoma	W, 37-0
	Fiesta Bowl	
Jan. 2	Florida	W, 62-24

1971 National Champions (13-0)

Head Coach: Bob Devaney

Captains: Jerry Tagge and Jim Anderson

Date	Opponent	Result
Sept. 11	Oregon	W, 34-7
Sept. 18	Minnesota	W, 35-7
Sept. 25	Texas A&M	W, 34-7
Oct. 2	Utah State	W, 42-6
Oct. 9	at Missouri	W, 36-0
Oct. 16	Kansas	W, 55-0
Oct. 23	at Oklahoma State	W, 41-13
Oct. 30	Colorado	W, 31-7
Nov. 6	Iowa State	W, 37-0
Nov. 13	at Kansas State	W, 44-17
Nov. 25	at Oklahoma	W, 35-31
Dec. 4	at Hawaii	W, 45-3
	Orange Bowl	
Jan. 1	Alabama	W, 38-6

1997 National Champions (13-0)

Head Coach: Tom Osborne

Captains: Vershan Jackson, Jason Peter, Aaron Taylor and Grant Wistrom

Date	Opponent	Result
Aug. 30	Akron	W, 59-14
Sept. 13	Central Florida	W, 38-24
Sept. 20	at Washington	W, 27-14
Oct. 4	Kansas State	W, 56-26
Oct. 11	Baylor	W, 49-21
Oct. 18	Texas Tech	W, 29-0
Oct. 25	at Kansas	W, 35-0
Nov. 1	Oklahoma	W, 69-7
Nov. 8	at Missouri	W, 45-38 (OT)
Nov. 15	Iowa State	W, 77-14
Nov. 28	at Colorado	W, 27-24
	Big 12 Championship	
Dec. 6	Texas A&M	W, 54-15
	Orange Bowl	
Jan. 2	Tennessee	W, 42-17

1994 National Champions (13-0)

Head Coach: Tom Osborne

Captains: Terry Conneally, Ed Stewart, Zach Wiegert, and Rob Zatechka

Date	Opponent	Result
Aug. 28	West Virginia	W, 31-0
Sept. 8	at Texas Tech	W, 42-16
Sept. 17	UCLA	W, 49-21
Sept. 24	Pacific	W, 70-21
Oct. 1	Wyoming	W, 42-32
Oct. 8	Oklahoma State	W, 32-3
Oct. 15	at Kansas State	W, 17-6
Oct. 22	at Missouri	W, 42-7
Oct. 29	Colorado	W, 24-7
Nov. 5	Kansas	W, 45-17
Nov. 12	at Iowa State	W, 28-12
Nov. 25	at Oklahoma	W, 13-3
	Orange Bowl	
Jan. 1	Miami	W, 24-17

1941 ROSE BOWL

STANFORD - 21

NEBRASKA - 13



Score by Quarters	1	2	3	4	Final
Stanford	7	7	7	0	21
Nebraska	7	6	0	0	13

Statistics	Nebraska	Stanford
First Downs	9	15
Rush Yards	58	202
Pass Yards	85	68
Total Yards	143	270

Pasadena, Calif., Jan. 1, 1941 - Nebraska was only the third Big Six team to play in a postseason bowl game, but the Cornhuskers made their first bowl trip a memorable one with an invitation to the granddaddy of them all — The Rose Bowl.

Under the warm California sun in Pasadena, Coach Biff Jones' Cornhuskers led Clark Shaughnessy's Stanford Indians twice in the first half, but fell victim to the innovative T-formation, 21-13. The Huskers took a 7-0 lead just six plays after the kickoff when fullback Vike Francis plunged over from the two. Stanford tied the count four plays later when Hugh Gallarneau bolted over from nine yards out.

In the second quarter, the Huskers took the lead again on a 33-yard Herm Rohrig-to-Allen Zikmund pass, but the Indians came back on Frankie Albert's 41-yard TD pass to Gallarneau for a 14-13 halftime lead. A 39-yard TD punt return by Pete Kmetovic iced the game for the Indians in the third quarter. The 92,000 fans on hand made up the largest crowd ever to see Nebraska play until the 2002 Rose Bowl (93,781).

1955 ORANGE BOWL

DUKE - 34

NEBRASKA - 7



Score by Quarters	1	2	3	4	Final
Duke	0	14	6	14	34
Nebraska	0	0	7	0	7

Statistics	Nebraska	Duke
First Downs	9	23
Rush Yards	84	288
Pass Yards	26	82
Total Yards	110	370

Miami, Fla., Jan. 1, 1955 - If Nebraska's first bowl bid was a memorable one, its second was one to forget. The 1954 Cornhuskers finished second behind Oklahoma in the Big Seven race and went to Miami under the no-repeat rule.

Making their first bowl appearance in 14 years, Bill Glassford's Cornhuskers trailed Duke's Blue Devils at the half, 14-0, but pulled within 14-7 early in the third quarter after a minus two-yard Duke punt. Halfback Don Comstock scored from the three to cap a 35-yard drive. After that, it was all Duke. Coach Bill Murray's Blue Devils rolled 65 yards to score on their next possession and added two more tallies in the fourth quarter to ice the game, 34-7.

1962 GOTHAM BOWL

NEBRASKA - 36

MIAMI - 34



Score by Quarters	1	2	3	4	Final
Miami	6	14	7	7	34
Nebraska	6	14	8	8	36

Statistics	Nebraska	Miami
First Downs	12	34
Rush Yards	150	181
Pass Yards	146	321
Total Yards	296	502

New York, N.Y., Dec. 15, 1962 - Playing under Coach Bob Devaney, Nebraska won its first bowl game in three tries, upsetting Miami and George Mira, 36-34, in the second and last of New York's now-defunct Gotham Bowl. Playing in Yankee Stadium before only 6,166 fans in freezing weather, the Huskers and Hurricanes put on one of the greatest bowl shows ever, trading scores in every quarter.

Willie Ross' one-yard plunge and Bill "Thunder" Thornton's subsequent two-point conversion run gave the Huskers a 36-27 lead just minutes into the fourth quarter. Mira, who passed for 321 yards, led a valiant comeback attempt but was thwarted by a last-minute interception by Husker guard Bob Brown.

1964 ORANGE BOWL

NEBRASKA - 13

AUBURN - 7



Score by Quarters	1	2	3	4	Final
Auburn	0	0	7	0	7
Nebraska	10	3	0	0	13

Statistics	Nebraska	Auburn
First Downs	11	17
Rush Yards	204	126
Pass Yards	30	157
Total Yards	234	283

Miami, Fla., Jan. 1, 1964 - Nebraska made its second Orange Bowl trip a happier one than the first with a 13-7 win over Auburn in the 1964 Miami classic. The Huskers evened their bowl record with the win and handed Bob Devaney his second bowl win in as many tries.

Husker quarterback Dennis Claridge broke the game open before most of the 72,647 fans had settled in their seats. On the Huskers' second play from scrimmage, Claridge bolted 68 yards down the sideline to put NU ahead 7-0. At the time, it was the longest TD run in Orange Bowl history. Moments later, Dave Theisen broke another Orange Bowl record with a 31-yard field goal. The record lasted until the second quarter when Theisen booted a 36-yarder to give NU a 13-0 halftime lead.

Auburn quarterback Jimmy Sidle almost brought the Tigers back, but Husker linebacker John Kirby batted a fourth-and-four pass away at the goal line with less than three minutes to go to preserve the win for Nebraska.

1965 COTTON BOWL

ARKANSAS - 10

NEBRASKA - 7



Score by Quarters	1	2	3	4	Final
Arkansas	3	0	0	7	10
Nebraska	0	7	0	0	7

Statistics	Nebraska	Arkansas
First Downs	11	11
Rush Yards	100	45
Pass Yards	68	131
Total Yards	168	176

Dallas, Texas, Jan. 1, 1965 - Coach Frank Broyles' Arkansas Razorbacks mounted an 80-yard fourth quarter drive against a previously impregnable Nebraska defense to down the Huskers, 10-7, in NU's first Dallas appearance. With the win, the Razorbacks completed an undefeated 11-0 season, and were recognized as the national champions by the Football Writers Association of America.

Arkansas opened the scoring on a 31-yard Tom McNelly field goal in the first quarter. Sophomore Harry Wilson then capped a 69-yard Husker march in the second quarter with a one-yard plunge to give Nebraska a 7-3 halftime lead. The Huskers held that lead until Bobby Burnett finished the Arkansas drive with a three-yard TD run with 4:41 left in the game. In the fierce defensive struggle, first downs were even at 11, and the Razorbacks held a slim edge in total offense, 176-168.

Dallas Cowboys owner Jerry Jones as well as former Super Bowl and National Championship coach Jimmy Johnson were both members of the 1964 Arkansas squad.

1966 ORANGE BOWL

ALABAMA - 39

NEBRASKA - 28



Score by Quarters	1	2	3	4	Final
Alabama	7	17	8	7	39
Nebraska	0	7	6	15	28

Statistics	Nebraska	Alabama
First Downs	17	29
Rush Yards	145	222
Pass Yards	232	296
Total Yards	377	518

Miami, Fla., Jan. 1, 1966 - With the national championship riding on the outcome, Coach Bob Devaney's Huskers took on Alabama's Crimson Tide for the first time. Nebraska went into the game 10-0 and ranked third, while Alabama was 8-1-1 and fourth. Earlier in the day, top-ranked Michigan State lost to UCLA in the Rose Bowl and LSU knocked off No. 2 Arkansas in the Cotton Bowl to set up a national title game in the Orange Bowl.

Playing in Nebraska's first night bowl game, 'Bama won the title 39-28. The Tide led 24-7 at the half and the game was never in serious doubt, but led by the passing of Bob Churchich, the Huskers fought back and made the final score respectable.

1967 SUGAR BOWL

ALABAMA - 34

NEBRASKA - 7



Score by Quarters	1	2	3	4	Final
Alabama	17	7	3	7	34
Nebraska	0	0	0	7	7

Statistics	Nebraska	Alabama
First Downs	16	19
Rush Yards	84	157
Pass Yards	213	279
Total Yards	297	436

New Orleans, La., Jan. 2, 1967 - Never one to duck a challenge, Coach Bob Devaney and his Huskers accepted a bid for a rematch with Alabama and Bear Bryant in the Sugar Bowl. It turned out to be a little too much of a challenge as No. 3 'Bama handed the No. 6 Huskers a 34-7 thumping.

The Tide rolled up a 17-0 first-quarter advantage and led at halftime, 24-0, behind the passing of Kenny Stabler. Sophomore fullback Dick Davis prevented a complete whitewashing with a 15-yard TD catch of a Bob Churchich pass on the first play of the fourth quarter for NU's only score. Churchich sparked again against the Tide, completing 21-of-34 passes for 201 yards. With the defeat, the Huskers became just the second team in NCAA history, behind Alabama, to hold the dubious distinction of having lost in each of the four major bowls.

1969 SUN BOWL

NEBRASKA - 45

GEORGIA - 6



Score by Quarters	1	2	3	4	Final
Georgia	0	0	0	6	6
Nebraska	18	0	14	13	45

Statistics	Nebraska	Georgia
First Downs	17	11
Rush Yards	190	55
Pass Yards	165	130
Total Yards	355	185

El Paso, Texas, Dec. 20, 1969 - Golden-toed Paul Rogers booted a Sun Bowl-record four field goals — all in the first quarter — and Coach Bob Devaney's Huskers romped to a 45-6 win over Georgia in the 35th edition of El Paso's Sun Bowl.

Rogers booted FGs of 50, 32, 42 and 37 yards, and sophomore I-back Jeff Kinney added a TD run of 11 yards that gave Nebraska an 18-0 lead at the end of the first quarter, and the Huskers were never threatened. For his record-setting effort, Rogers was named the game's outstanding offensive player. The Big Eight co-champion Cornhuskers rolled up a 355-185 total offense advantage over the outmanned Bulldogs. Dan Schneiss led the Husker rushers with 63 yards, and Van Brownson completed 11-of-18 passes for 109 yards.

After two years away from the bowl scene, Nebraska started an NCAA record run of 35 consecutive bowl appearances for the Huskers (1969-2003) in the Sun Bowl.

1971 ORANGE BOWL NEBRASKA - 17 LSU - 12



Score by Quarters	1	2	3	4	Final
LSU	0	3	9	0	12
Nebraska	10	0	0	7	17

Statistics	Nebraska	LSU
First Downs	18	20
Rush Yards	132	51
Pass Yards	161	227
Total Yards	293	278

Miami, Fla., Jan. 1, 1971 - Playing under the lights in Miami's Orange Bowl for the first time in five years, Coach Bob Devaney's Nebraska Cornhuskers won the first of two straight national titles by virtue of a 17-12 win over LSU and some fortunate circumstances.

Earlier in the day, top-ranked Texas was upset by Notre Dame, 24-11, in the Cotton Bowl, and No. 2 Ohio State was shocked by Stanford, 27-17, in the Rose Bowl. That left the door to the title wide open for No. 3 Nebraska. The Huskers responded by building a 10-0 first-quarter lead on a 25-yard field goal by Paul Rogers and a three-yard TD run by Joe Orduna. But a pair of Mark Lumpkin FGs and a 31-yard Buddy Lee-to-Al Coffee TD pass on the last play of the third quarter gave the aroused Tigers a 12-10 lead.

Nebraska showed its grit by driving 67 yards. Quarterback Jerry Tagge stretched the ball over from the one-yard line with 8:50 left, and the Huskers clinched their first national title.

1972 ORANGE BOWL NEBRASKA - 38 ALABAMA - 6



Score by Quarters	1	2	3	4	Final
Alabama	0	0	6	0	6
Nebraska	14	14	3	7	38

Statistics	Nebraska	Alabama
First Downs	15	16
Rush Yards	183	241
Pass Yards	159	47
Total Yards	342	288

Miami, Fla., Jan. 1, 1972 - It was supposed to be another "Game of the Century," rivaling Nebraska's 35-31 win over Oklahoma a few weeks earlier. The 12-0 Huskers were No. 1, the 11-0 Alabama Crimson Tide were No. 2, but the Orange Bowl had a dream game for a little less than a quarter.

The Huskers struck early on a two-yard TD run by Jeff Kinney before Johnny Rodgers broke the Tide's back with a 77-yard punt return for a touchdown on the last play of the first quarter. The Huskers added two more scores in the second stanza, and by halftime the Huskers left no doubt about who was No. 1, as Nebraska led 28-0. The Huskers continued to dominate and rolled to a 38-6 win, giving Nebraska a second straight national title and Coach Bob Devaney a satisfying first win in three tries over Alabama Coach Bear Bryant.

1973 ORANGE BOWL NEBRASKA - 40 NOTRE DAME - 6



Score by Quarters	1	2	3	4	Final
Notre Dame	0	0	0	6	6
Nebraska	7	13	20	0	40

Statistics	Nebraska	Notre Dame
First Downs	30	13
Rush Yards	300	104
Pass Yards	260	103
Total Yards	560	207

Miami, Fla., Jan. 1, 1973 - Heisman Trophy winner Johnny Rodgers went wild, scoring four touchdowns and passing for another, as the Cornhuskers became the first team to win three straight Orange Bowls, romping over Notre Dame, 40-6. In his last game as a Cornhusker, Rodgers was moved to I-back from his usual wingback position, and on the game's first play he took a pitchout for a 13-yard gain. It was a sign of things to come.

"Johnny R" capped his career by scoring on runs of eight, four and five yards and caught the Irish defense by surprise with a 52-yard TD pass to Frosty Anderson in the second quarter. Rodgers scored the last of his 50 career TDs (including bowls) when he caught a sideline pass from Dave Humm in the third quarter and scampered 50 yards to paydirt.

The contest marked the final appearance of Head Coach Bob Devaney on the Husker sideline, as he retired after the season with a 101-20-2 record and two national titles in 11 years at Nebraska.

1974 COTTON BOWL NEBRASKA - 19 TEXAS - 3



Score by Quarters	1	2	3	4	Final
Texas	3	0	0	0	3
Nebraska	0	3	13	3	19

Statistics	Nebraska	Texas
First Downs	21	11
Rush Yards	240	106
Pass Yards	91	90
Total Yards	331	196

Dallas, Texas, Jan. 1, 1974 - Tom Osborne's Nebraska Cornhuskers broke open a tight contest in the third quarter with a pair of game-breaking plays to chalk up a 19-3 win over the Texas Longhorns. The chilled crowd of 67,500 saw the Big Eight's runner-up and the Southwest Conference champion battle to a 3-3 tie at halftime, thanks to a brilliant Longhorn goal-line stand just before the gun.

But the Huskers were not to be denied and midway through the third quarter, safety Bob Thornton returned a Texas field goal try 41 yards to set up the clinching touchdown. Ritch Bahe got the final 12 yards on a reverse to make it 10-3. Four plays later, John Bell recovered a Texas fumble at the Longhorn 19, and Tony Davis ripped in from the three to make it 16-3. Rich Sanger kicked a 43-yard field goal with 8:09 left to complete the scoring.

Texas had scored first on a 22-yard field goal by Bill Schott in the wake of a Husker fumble, but early in the second quarter, defensive end Steve Mansted picked up a Roosevelt Leaks fumble in mid-air and raced 65 yards to the eight. But a stiff Longhorn defense forced a 24-yard field goal by Sanger.

1974 SUGAR BOWL

NEBRASKA - 13

FLORIDA - 10



Score by Quarters	1	2	3	4	Final
Nebraska	0	0	0	13	13
Florida	7	3	0	0	10

Statistics	Nebraska	Florida
First Downs	18	13
Rush Yards	304	178
Pass Yards	16	97
Total Yards	320	275

New Orleans, La., Dec. 31, 1974 - Down 10-0 at the beginning of the fourth quarter, Coach Tom Osborne's Huskers rallied for 13 unanswered points to defeat 18th-ranked Florida for Osborne's second-consecutive bowl win to open his career.

The Gators drew first blood on a Tony Green touchdown run, and scored again on a first-half field goal. Nebraska quarterback Monte Anthony scored to open the fourth quarter and cap an 18-play, 99-yard touchdown drive. Anthony converted a critical 4th and 2 from the 49-yard line on the following drive, which ended in a Husker field goal. After NU's defense stood strong, the Huskers got the ball back at their own 25-yard line with four minutes remaining. Anthony again led NU on a drive, and Mark Coyle kicked what proved to be a game-winning 36-yard field goal.

Husker fullback Tony Davis was named the game's MVP, as he ran for 126 yards on 17 carries, while Anthony gained 64 yards on 15 carries.

1975 FIESTA BOWL

ARIZONA STATE - 17

NEBRASKA - 14



Score by Quarters	1	2	3	4	Final
Nebraska	0	7	7	0	14
Arizona State	3	3	0	11	17

Statistics	Nebraska	Arizona State
First Downs	20	20
Rush Yards	198	162
Pass Yards	90	173
Total Yards	308	335

Tempe, Ariz., Dec. 26, 1975 - Competing in the Fiesta Bowl for the first time, Nebraska held a late lead, but 11 unanswered points by Arizona State proved costly as NU fell to the WAC champions 17-14. With the win, Arizona State completed a 12-0 season and finished the year ranked second in the nation.

After an early ASU field goal, Monte Anthony got Nebraska on the board with a second-quarter touchdown run. The Huskers took a 7-6 lead into the locker room at halftime, before Anthony added another touchdown run to give NU a 14-6 lead. The Sun Devils rallied in the fourth quarter, as offensive MVP John Jefferson caught a touchdown pass, and ASU converted the subsequent two-point try. The Huskers were stuffed on their next offensive possession, and Danny Kush put the Sun Devils ahead for good on a 29-yard field goal with 4:50 remaining.

1976 ASTRO-BLUEBONNET BOWL

NEBRASKA - 27

TEXAS TECH - 24



Score by Quarters	1	2	3	4	Final
Nebraska	7	7	13	0	27
Texas Tech	3	14	7	0	24

Statistics	Nebraska	Texas Tech
First Downs	21	24
Rush Yards	164	191
Pass Yards	232	193
Total Yards	396	384

Houston, Texas, Dec. 31, 1976 - Nebraska rallied to overcome a pair of 10-point deficits as the Huskers defeated Texas Tech, 27-24, in one of the most exciting bowl games of the year.

With Texas Tech ahead 17-7 and time running out in the second quarter, quarterback Vince Ferragamo moved the Cornhuskers 80 yards in less than two minutes to score on a 22-yard touchdown pass to Mark Dufresne. But Texas Tech running back Billy Taylor countered early in the third quarter with an 8-yard TD run to open the gap to 24-14.

Once again, the Cornhuskers started to work on the Texas Tech lead. I-back Rick Berns broke around the right end and dashed untouched 18 yards into the end zone to put Nebraska within three. The Huskers took the lead when Ferragamo connected with split end Chuck Malito for a 23-yard touchdown pass. Malito was named the MVP after his touchdown, which proved to be the winning score, was set up by a partially blocked punt by defensive backs Ted Harvey and Kent Smith.

The final score was in doubt until defensive end Reg Gast recovered a Red Raider fumble with 1:34 left in the game. The fumble killed a Tech threat and allowed Nebraska to run out the clock.

1977 LIBERTY BOWL

NEBRASKA - 21

NORTH CAROLINA - 17



Score by Quarters	1	2	3	4	Final
Nebraska	0	7	0	14	21
North Carolina	0	14	3	0	17

Statistics	Nebraska	North Carolina
First Downs	21	17
Rush Yards	206	169
Pass Yards	161	93
Total Yards	367	262

Memphis, Tenn., Dec. 19, 1977 - Quarterback Randy Garcia came off the bench in the fourth quarter to throw two touchdown passes and rallied Nebraska from a 17-7 fourth-quarter deficit to a 21-17 win over North Carolina in the 19th annual Liberty Bowl.

Garcia, who replaced starter Tom Sorley, first hit wingback Curtis Craig for a sensational diving catch and a 10-yard touchdown with 10:51 left to cut the Husker deficit to 17-14. Garcia then threw a 34-yard scoring pass to Tim Smith with 3:16 left in the game to cap a rally that ended UNC's upset hopes.

The Tar Heels drew first blood early in the second quarter on a 12-yard scoring pass from Matt Kupec to tight end Brooks Williams. After the Huskers tied the game at 7-7 on a 15-yard touchdown run by fullback Dodie Donnell, Kupec threw a 10-yard scoring pass to fullback Bob Loomis late in the half for a 14-7 North Carolina lead at intermission.

Carolina upped its lead to 17-7 late in the third quarter on a 47-yard field goal by Tom Biddle, and the Tar Heels appeared to have the game well in control until Garcia's heroics brought NU back.

1979 ORANGE BOWL OKLAHOMA - 31 NEBRASKA - 24



Score by Quarters	1	2	3	4	Final
Nebraska	7	0	3	14	24
Oklahoma	7	7	17	0	31

Statistics	Nebraska	Oklahoma
First Downs	18	20
Rush Yards	132	51
Pass Yards	161	227
Total Yards	293	278

Miami, Fla., Jan. 1, 1979 - In the first-ever matchup of Big Eight teams in a bowl game, Nebraska just missed duplicating its 17-14 win over Oklahoma several weeks earlier, losing to the Sooners 31-24, in the 45th annual Orange Bowl.

Nebraska got off to a fast start in trying for an unprecedented double-overtime drive, driving 80 yards in 15 plays after the opening kickoff to take a 7-0 lead on Tom Sorley's 21-yard touchdown pass to Tim Smith. But the Huskers watched the revenge-minded Sooners score 24 unanswered points.

Nebraska got back in the game when I-back Rick Berns capped a 78-yard drive with a one-yard touchdown run that reduced the deficit to 31-17. On NU's next possession, the Oklahoma defense stiffened to stop I-back Craig Johnson on a 4th-and-1 at the OU seven yard line with 4:24 to go to seal the win. The Huskers did march 58 yards in 10 plays to score on a two-yard pass from Sorley to Junior Miller on the final play of the game.

1980 COTTON BOWL HOUSTON - 17 NEBRASKA - 14



Score by Quarters	1	2	3	4	Final
Nebraska	7	0	0	7	14
Houston	0	7	0	10	17

Statistics	Nebraska	Houston
First Downs	13	18
Rush Yards	136	206
Pass Yards	91	119
Total Yards	227	325

Dallas, Texas, Jan. 1, 1980 - Houston converted a fourth down for a touchdown pass with just 12 seconds left in the game as the Cougars handed Nebraska a heart-breaking 17-14 loss in the 44th Cotton Bowl Classic.

Nebraska struck first as I-back Jarvis Redwine scored on a nine-yard run late in the first quarter, but Houston came back to tie, 7-7, at halftime on an eight-yard Terry Elston run early in the second period.

After a scoreless third quarter, Southwest Conference champion Houston took its first lead of the game, 10-7, on a 41-yard field goal by Ken Hatfield with 8:25 left in the game. The Huskers made little headway against the Cougar defense in the second half, but took advantage of a Houston fumble to drive 31 yards in six plays to take a 14-10 lead on Jeff Quinn's six-yard touchdown pass with 3:56 left.

The next 3:44 were all Elston, as the junior accounted for all but 11 yards in the Cougars' winning 66-yard drive, completing five of seven passes for 45 yards, including three for crucial first downs and rushing three times for 10 yards.

1980 SUN BOWL NEBRASKA - 31 MISSISSIPPI STATE - 17



Score by Quarters	1	2	3	4	Final
Nebraska	7	10	7	7	31
Mississippi State	0	0	3	14	17

Statistics	Nebraska	Mississippi State
First Downs	16	15
Rush Yards	159	93
Pass Yards	159	102
Total Yards	318	195

El Paso, Texas, Dec. 27, 1980 - A great passing performance by senior Jeff Quinn and a stout defensive effort enabled Nebraska to enjoy a successful return to the Sun Bowl by downing Mississippi State 31-17.

The Huskers drew first blood just 2:30 into the game when, on the first play after MSU's Mardye McDole fumbled a Nebraska punt, split end Todd Brown scored on a 23-yard end-around. NU added 10 points in the second quarter on a 22-yard Kevin Seibel field goal and an eight-yard Quinn to Jeff Finn pass to take a 17-0 lead into the locker room at halftime.

MSU finally scored in the third quarter on a 47-yard field goal and appeared to be gaining momentum before Husker defensive end Jimmy Williams recovered a fumble at the Bulldog 25 to set up a two-yard TD run by Andra Franklin. The Huskers iced the game with a 52-yard Quinn to Tim McCrady pass late in the game. For their efforts, Williams and Quinn were named the outstanding players of the 1980 Sun Bowl.

1982 ORANGE BOWL CLEMSON - 22 NEBRASKA - 15



Score by Quarters	1	2	3	4	Final
Nebraska	7	0	0	8	15
Clemson	6	6	10	0	22

Statistics	Nebraska	Clemson
First Downs	13	17
Rush Yards	193	155
Pass Yards	63	134
Total Yards	256	289

Miami, Fla., Jan. 1, 1982 - The Cornhuskers went into the 1982 Orange Bowl hoping New Year's magic would work wonders for them, and for a while, it looked like it would. Both No. 3 Alabama and No. 2 Georgia fell in their bowl games, leaving it up to the fourth-ranked Huskers and top-ranked Tigers to settle the national title.

The dream of a third national championship in 12 years was not to be for the Huskers, as their own errors and standout performances by Clemson quarterback Homer Jordan and the Tiger defense gave the South Carolina school its first national title and a 12-0 season with a 22-15 victory.

The Tigers scored first on a 41-yard Donald Igwebuike field goal, but Nebraska came back with a bit of razzle-dazzle and took a 7-3 lead midway in the first quarter on a 25-yard TD pass from I-back Mike Rozier to wingback Anthony Steels.

For the next two-and-a-half quarters, it was all Clemson as the opportunistic Tigers took advantage of Husker errors to score 19 unanswered points and led 22-7 after three periods. Early in the fourth quarter, the Huskers came back on a 26-yard TD run and a two-point conversion by Roger Craig, cutting the margin to 22-15, but the Huskers could get no closer.

1983 ORANGE BOWL

NEBRASKA - 21

LSU - 20



Score by Quarters	1	2	3	4	Final
Nebraska	7	0	7	7	21
LSU	7	7	3	3	20

Statistics	Nebraska	LSU
First Downs	22	12
Rush Yards	219	38
Pass Yards	184	173
Total Yards	403	211

Miami, Fla., Jan. 1, 1983 - The 1983 Orange Bowl game between Nebraska and Louisiana State started out like the one-sided contest the oddsmakers had predicted. The Husker defense held the Tigers to three yards on three plays after the opening kickoff and forced a punt. Then the NU offense drove 51 yards in six plays to take a 7-0 lead on Mark Schellen's two-yard run with 4:03 gone in the game.

At that point, Murphy's Law went into effect. On the first play after following an interception, Nebraska fumbled the ball away to set up a tying Tiger TD. Following three more first-half turnovers, the Huskers were thankful to be down only 14-7 at halftime.

The second half didn't start out any better as NU missed a field goal and fumbled again to set up a field goal that gave LSU a 17-7 lead. But down 10 points, the Husker offense came alive, driving 80 yards in 12 plays to score on an 11-yard pass from Turner Gill to Mike Rozier, and going 47 yards in seven plays to regain the lead, 21-17, early in the fourth quarter on a one-yard run by Gill.

A dropped pass on a fake field goal prevented another score, and another interception set up an LSU field goal that cut the margin to 21-20. But the Husker offense sealed the win by eating up the final 5:05.

1984 ORANGE BOWL

MIAMI - 31

NEBRASKA - 30



Score by Quarters	1	2	3	4	Final
Nebraska	0	14	3	13	30
Miami	17	0	14	0	31

Statistics	Nebraska	Miami
First Downs	25	22
Rush Yards	306	130
Pass Yards	172	300
Total Yards	478	430

Miami, Fla., Jan. 2, 1984 - In one of the most exciting bowl games ever played, fourth-ranked Miami overcame Nebraska rallies from 17- and 14-point deficits and took the national championship away from the Huskers. The game was decided when strong safety Ken Calhoun knocked Turner Gill's two-point PAT pass out of Jeff Smith's hands with 48 seconds left in the game, preserving a 31-30 home-field win in the 50th Orange Bowl.

Behind rifle-armed freshman quarterback Bernie Kosar, the 'Canes jumped to a 17-0 first-quarter lead and never trailed. The Huskers rallied to score two second-quarter touchdowns, then tied the game early in the second half, but Miami scored twice in five minutes in the third period to put NU in a 31-17 hole.

Things looked bleak for Nebraska four plays after Miami's last score when Heisman Trophy winner Mike Rozier left the game for good with a badly bruised ankle. Junior I-back Jeff Smith came in to rush for 99 yards and two touchdowns, the second, a 24-yarder on 4th-and-8, to get the Huskers within 31-30. Coach Tom Osborne eschewed the PAT kick, and a tie that would have assured Nebraska the national title, and decided to go for it all. But, thanks to Calhoun, Gill, Smith and Osborne came up just short.

1985 SUGAR BOWL

NEBRASKA - 28

LSU - 10



Score by Quarters	1	2	3	4	Final
Nebraska	0	7	7	14	28
LSU	3	7	0	0	10

Statistics	Nebraska	LSU
First Downs	23	21
Rush Yards	280	183
Pass Yards	144	221
Total Yards	423	404

New Orleans, La., Jan. 1, 1985 - Senior quarterback Craig Sundberg closed out his career in grand style, as he led the Huskers back from a 10-point first-half deficit to a 28-10 win over Louisiana State in the 51st annual Sugar Bowl.

Fired-up LSU scored on two of its first three possessions to grab the early lead, but after a rocky start, the Sundberg-led Nebraska offense roared to life to put 28 unanswered points on the board. Two of the Huskers' four touchdowns were set up by a defense that forced six Tiger turnovers, five of them interceptions, including four off LSU starting quarterback Jeff Wickersham.

Sophomore I-back Doug DuBose helped spark Nebraska with a 102-yard rushing effort, but it was Sundberg who provided most of the punch and was named the game's most valuable player. Starting for the first time since arm trouble knocked him out of the starting lineup at midseason, Sundberg completed 10 of 15 passes for 143 yards, threw for three touchdowns and ran for the go-ahead score himself on a nine-yard sprint 6:46 into the second half. Sundberg's three TD passes tied a Nebraska bowl record. Two of those scoring tosses went to tight end Todd Frain, tying another NU bowl mark.

1986 FIESTA BOWL

MICHIGAN - 27

NEBRASKA - 23



Score by Quarters	1	2	3	4	Final
Nebraska	0	14	0	9	23
Michigan	3	0	24	0	27


Statistics	Nebraska	Michigan
First Downs	20	16
Rush Yards	304	171
Pass Yards	66	63
Total Yards	370	234

Tempe, Ariz., Jan. 1, 1986 - After building a 14-3 halftime lead, Nebraska self-destructed in the third quarter and was never able to recover completely in dropping a 27-23 decision to Michigan in the Sunbelt Fiesta Bowl.

The Huskers used a pair of second-quarter touchdowns by I-back Doug DuBose to take the lead, but a fumble on the third play of the second half set up a 21-yard Wolverine touchdown drive that cut the NU margin to 14-10. Nebraska fumbled again on the second play after the ensuing kickoff, setting up a 38-yard touchdown drive that put Michigan up for good, 17-14.

Nebraska's next drive stalled after one first down, and the Wolverines blocked Dan Wingard's punt, recovering at the NU 6. The Nebraska defense held, and a 19-yard Pat Moons field goal made it 20-14, Michigan, after 8:18 of the second half. Later in the period, the Maize and Blue took advantage of two pass interference penalties to score another touchdown to build what proved to be an insurmountable lead.

1987 SUGAR BOWL NEBRASKA - 30 LSU - 15



Score by Quarters	1	2	3	4	Final
LSU	7	0	0	8	15
Nebraska	0	10	7	13	30

Statistics	Nebraska	LSU
First Downs	22	10
Rush Yards	242	32
Pass Yards	110	159
Total Yards	352	191

New Orleans, La., Jan. 1, 1987 - Louisiana State had a 66-yard touchdown drive in the first three minutes of the contest and another 66-yard touchdown drive in the last three minutes of the game. In between, Nebraska dominated the Tigers by running off 30 unanswered points to post a 30-15 win in the USF&G Sugar Bowl, the Huskers' 25th bowl appearance.

Between those two Tiger drives, Nebraska gained 334 yards to LSU's 59, and had a first-down advantage of 22-3. The Huskers made a remarkable recovery from a disheartening loss to Oklahoma at the end of the regular season and posted Nebraska's fourth bowl win over LSU in as many tries and the third in five years.

Steve Taylor became the second Nebraska quarterback in three years to win the Miller-Digby Trophy as the Sugar Bowl MVP. He completed 11-of-19 passes for 110 yards and one touchdown and rushed 20 times for 63 yards and another score. Of Taylor's 173 total offensive yards, 90 came in two drives in which the Huskers went from a 7-3 deficit to a 17-7 lead.

1988 FIESTA BOWL FLORIDA STATE - 31 NEBRASKA - 28



Score by Quarters	1	2	3	4	Final
Florida State	0	21	3	7	31
Nebraska	14	0	14	0	28

Statistics	Nebraska	Florida State
First Downs	20	26
Rush Yards	242	82
Pass Yards	142	375
Total Yards	384	457

Tempe, Ariz., Jan. 1, 1988 - Florida State quarterback Danny McManus hit Ronald Lewis with a 15-yard, fourth-down touchdown pass with 3:07 left in the game to give Florida State a 31-28 win over Nebraska. The TD pass capped a 97-yard touchdown drive by the Seminoles, who had taken over at their three-yard line with 6:58 to go when a fumble kept the Huskers from putting the game away.

It was a frustrating day for Nebraska, which jumped to a 14-0 first-quarter lead on a short drive set up by a Richard Bell punt return, and a 52-yard punt return touchdown by Dana Brinson. The Husker defense held FSU to just 82 yards on the ground, including only 28 yards by standout tailback Sammie Smith. But McManus threw for 375 yards, his career high by 100 yards. He was named the offensive player of the game, while Husker tackle Neil Smith earned defensive honors.

Even after Florida State took the late lead, the Huskers almost rallied, but Steve Taylor's 58-yard pass to Morgan Gregory that advanced NU to the Seminole two-yard line was called back because of a penalty.

1989 ORANGE BOWL MIAMI - 23 NEBRASKA - 3



Score by Quarters	1	2	3	4	Final
Miami	7	13	0	3	23
Nebraska	0	0	3	0	3

Statistics	Nebraska	Miami
First Downs	10	20
Rush Yards	80	69
Pass Yards	55	285
Total Yards	135	354

Miami, Fla., Jan. 2, 1989 - Second-ranked Miami's quickness, particularly on defense, proved to be too much for No. 6 Nebraska, as the Hurricanes dominated the Huskers, 23-3. Despite the win and a final 11-1 record, the Hurricanes were unable to lay claim to a second straight national title, which went to undefeated Notre Dame.

Although the Nebraska defense held the Miami offense to 354 total offense yards, nearly 100 yards less than its season average, the Huskers never could get untracked against the Hurricanes' second-ranked defense. After leading the nation in rushing at 382.3 yards per game during the regular season, NU managed only 80 yards rushing against Miami and finished with 10 first downs.

NU needed a career-long 50-yard field goal by Gregg Barrios to capitalize on its only serious scoring threat. Early in the third quarter, Tahaun Lewis picked off a pass and returned it to the Miami 37. But the Huskers had to settle for Barrios' field goal, which prevented Nebraska's first shutout since the 1973 season.

1990 FIESTA BOWL FLORIDA STATE - 41 NEBRASKA - 17



Score by Quarters	1	2	3	4	Final
Florida State	0	21	20	0	41
Nebraska	7	3	0	7	17

Statistics	Nebraska	Florida State
First Downs	18	18
Rush Yards	115	72
Pass Yards	207	422
Total Yards	322	494


Tempe, Ariz., Jan. 1, 1990 - Fifth-ranked Florida State rode the arm of quarterback Peter Tom Willis and the talents of a bevy of quick, talented receivers to a 41-17 win over No. 6 Nebraska in the 19th SunKist Fiesta Bowl.

NU had the lead twice in the first half after driving 69 yards for a touchdown on its first possession, and taking a 10-7 lead on a field goal in the second period.

From then on, it was all FSU. The Seminoles scored touchdowns on five of their next seven possessions to build a 41-10 lead at the end of three quarters. In the process, Willis had the best passing day ever against NU in a bowl game, completing 25-of-40 passes for 422 yards and five touchdowns.

For the second straight year, the Huskers faced a bowl opponent that was probably the best team in the nation, but had virtually no hope of winning the national title because of untimely defeats early in the year. FSU lost its first two games in 1989 to Southern Mississippi and Clemson, then roared back to win its last 10, including a 24-10 victory over eventual No. 1 Miami.

1991 CITRUS BOWL GEORGIA TECH - 45 NEBRASKA - 21



Score by Quarters	1	2	3	4	Final
Georgia Tech	7	17	7	14	45
Nebraska	0	14	7	0	21

Statistics	Nebraska	Georgia Tech
First Downs	14	19
Rush Yards	126	190
Pass Yards	209	277
Total Yards	335	467

Orlando, Fla., Jan. 1, 1991 - Despite a second-quarter rally, Nebraska was unable to overcome a 21-0 deficit as the Huskers fell to undefeated Georgia Tech, 45-21, in the Florida Citrus Bowl. The Yellow Jackets finished 11-0-1 with the victory and edged Colorado for the UPI national title, while the Buffaloes, who had beaten NU, 27-12, in November, claimed the AP crown.

Two freshmen gave Husker fans a ray of hope after Tech took a three-touchdown lead. All-Big Eight tight end Johnny Mitchell hauled in a 30-yard touchdown pass from Tom Haase, then I-back Derek Brown sprinted 50 yards to cut the margin to 21-14 with 5:07 left in the half. But that was as close as Nebraska would get, and running back William Bell's two fourth-quarter touchdowns sealed the Huskers' fate.

Mitchell finished the game with five receptions for an NU bowl record 138 yards, while Brown rushed for 99 yards, and Haase came off the bench to complete 14-of-21 passes for 209 yards and two touchdowns.

1992 ORANGE BOWL MIAMI - 22 NEBRASKA - 0



Score by Quarters	1	2	3	4	Final
Miami	13	0	9	0	22
Nebraska	0	0	0	0	0

Statistics	Nebraska	Miami
First Downs	9	25
Rush Yards	82	182
Pass Yards	89	257
Total Yards	171	439

Miami, Fla., Jan. 1, 1992 - No. 1-ranked Miami, playing on its home field for at least a share of its fourth national title in nine years, used overwhelming team speed and a smothering defense to blank Nebraska, 22-0. It was the Cornhuskers' first shutout defeat in 221 games since the 1973 season.

The win left the Hurricanes 12-0 on the season with a split national title, joining a 12-0 Washington team that beat Nebraska, 36-21, in Lincoln in September. The Hurricanes were No. 1 in the Associated Press poll, while the Huskies claimed the top spot in the USA Today/CNN Coaches poll. It was the second straight year for a split title, and for the second straight year Nebraska, 9-2-1, lost to both teams involved, having been defeated by Colorado and Georgia Tech the previous season.

Miami held Nebraska to 82 rushing yards after the Huskers had won the NCAA rushing title in the regular season at 353.2 yards per game.

1993 ORANGE BOWL FLORIDA STATE - 27 NEBRASKA - 14



Score by Quarters	1	2	3	4	Final
Florida State	7	13	7	0	27
Nebraska	0	7	0	7	14

Statistics	Nebraska	Florida State
First Downs	13	23
Rush Yards	144	221
Pass Yards	146	215
Total Yards	290	436

Miami, Fla., Jan. 1, 1993 - The Seminoles scored 20 straight points to open the game and cruised to a 27-14 victory.

Nebraska had missed on two field goal opportunities, while Florida State was good on two attempts. After Nebraska stalled on its first possession of the second half, the Seminoles put together an 85-yard drive to go up 27-7. That would prove to be FSU's last score, as the Husker defense forced the Seminoles to punt on all of their five remaining possessions. Tommie Frazier connected with Gerald Armstrong on a one-yard pass with 10 minutes remaining in the fourth quarter to pull within 13, but two interceptions thwarted the comeback bid.

The No. 11 Huskers turned the ball over three times after leading the nation in turnover margin during the regular season. NU was limited to 144 yards rushing after leading the nation in that category during the regular season.

NU dropped to 9-3 on the season and finished 14th in the final polls, its 24th consecutive year finishing in the AP top 25. FSU finished second to Alabama in the rankings.

1994 ORANGE BOWL FLORIDA STATE - 18 NEBRASKA - 16



Score by Quarters	1	2	3	4	Final
Florida State	0	6	9	3	18
Nebraska	0	7	0	9	16

Statistics	Nebraska	Florida State
First Downs	20	22
Rush Yards	183	47
Pass Yards	206	286
Total Yards	389	333

Miami, Fla., Jan. 1, 1994 - Nebraska came up just short against Florida State, losing 18-16 in the final seconds of the national title game. NU entered the game ranked first in the coaches poll, while FSU was No. 1 in the AP poll.

Nebraska had a punt return for a touchdown called back, but the Huskers still led 7-6 at the half on the strength of a Tommie Frazier 34-yard touchdown pass to Reggie Baul. In the third quarter, FSU scored on a one-yard TD run and followed with a 39-yard field goal for a 15-7 lead. NU answered when Lawrence Phillips scored from 12 yards out on the first play of the fourth quarter to make it 15-13.

Late in the fourth quarter, Frazier sprinted down to the FSU 4, setting up a Byron Bennett 27-yard field goal that put NU on top 16-15 with 1:16 remaining. FSU Heisman Trophy winner Charlie Ward then led the Seminoles downfield, and Scott Bentley kicked a 22-yard field goal with 21 seconds left to give FSU an 18-16 lead.

Frazier came right back and hit Trumane Bell for a 29-yard gain and the Huskers were able to call timeout with one second remaining to set up a game-winning 45-yard field goal attempt that sailed wide left.

1995 ORANGE BOWL NEBRASKA - 24 MIAMI - 17



Score by Quarters	1	2	3	4	Final
Miami	10	0	7	0	17
Nebraska	0	7	2	15	24

Statistics	Nebraska	Miami
First Downs	20	14
Rush Yards	199	29
Pass Yards	106	248
Total Yards	305	277

Miami, Fla., Jan. 1, 1995 - Behind a pair of fourth-quarter touchdowns by fullback Cory Schlesinger, No. 1 Nebraska defeated third-ranked Miami, 24-17, to capture its first national title since 1971. The title was the first for NU Head Coach Tom Osborne, whose teams fell just short in the 1982, 1984 and 1994 Orange Bowls.

After spotting the Hurricanes a 10-0 advantage at the end of the first quarter, the Huskers trailed 10-7 at half following a second-quarter Brook Berringer 19-yard touchdown pass to Mark Gilman. Miami extended the margin to 17-0 on a 44-yard touchdown pass five plays into the third quarter, but would not score again.

On Miami's next possession, Dwayne Harris sacked Frank Costa for a safety. In the fourth quarter, Schlesinger scored from 15 yards out and NU converted its two-point try to tie the game at 17-17. After forcing a three-and-out on Miami's next possession, Nebraska marched 58 yards on six plays before Schlesinger's 14-yard score gave the Huskers a 24-17 lead. Kareem Moss ended any Hurricane comeback hopes with an interception.

1996 FIESTA BOWL NEBRASKA - 62 FLORIDA - 24



Score by Quarters	1	2	3	4	Final
Florida	10	0	8	6	24
Nebraska	6	29	14	13	62

Statistics	Nebraska	Florida
First Downs	27	15
Rush Yards	524	-28
Pass Yards	105	297
Total Yards	629	269

Tempe, Ariz., Jan. 2, 1996 - In one of the greatest performances in college football history, top-ranked Nebraska became only the second team ever to post perfect back-to-back national championship seasons with a 62-24 victory over No. 2 Florida. The 38-point margin was the second largest in a No. 1 vs. No. 2 showdown.

The Huskers trailed 10-6 at the end of the first period before striking for 29 unanswered points in the second quarter. Lawrence Phillips' 42-yard score gave NU a 13-10 advantage. Jamel Williams then sacked Danny Wuerffel for a safety and NU added an Ahman Green touchdown run on the ensuing possession. After Kris Brown's field goal made it 25-10, Michael Booker intercepted a Wuerffel pass and returned it 42 yards for a touchdown, giving the Huskers a 32-10 cushion. Brown's second field goal of the quarter extended the lead to 35-10 at halftime.

Tommy Frazier scored on a pair of long touchdowns in the second half - including a 75-yard TD run - to finish with 199 yards rushing. NU rushed for an NCAA bowl-record 524 yards in the performance and held Florida to minus-28 yards on the ground.

1996 ORANGE BOWL NEBRASKA - 41 VIRGINIA TECH - 21



Score by Quarters	1	2	3	4	Final
Virginia Tech	7	7	7	0	21
Nebraska	0	17	14	10	41

Statistics	Nebraska	Virginia Tech
First Downs	25	22
Rush Yards	279	193
Pass Yards	136	214
Total Yards	415	407

Miami, Fla., Dec. 31, 1996 - Nebraska used strong performances from I-back Damon Benning and quarterback Scott Frost to down 10th-ranked Virginia Tech, 41-21.

The sixth-ranked Huskers picked up their third straight victory, as Benning rushed for 95 yards and scored on touchdown runs of 33 and six yards.

The Hokies led 7-0 after the first quarter, before Nebraska scored 17 straight points. Kris Brown's 25-yard field goal cut the Hokie lead to 7-3, before Scott Frost scored on a five-yard touchdown run. The NU defense pushed the margin to 17-7 after Jason Peter recovered a fumble and raced 31 yards for a touchdown.

Jim Druckenmiller threw a pair of touchdown passes to close the gap to 24-21 midway through the third quarter before NU scored the final 17 points. Benning scored on a six-yard run, while Brown added a 37-yard field goal before a 22-yard touchdown run by Frost with three minutes left clinched the victory.

1998 ORANGE BOWL NEBRASKA - 42 TENNESSEE - 17



Score by Quarters	1	2	3	4	Final
Tennessee	0	3	6	8	17
Nebraska	7	7	21	7	42

Statistics	Nebraska	Tennessee
First Downs	30	16
Rush Yards	409	128
Pass Yards	125	187
Total Yards	534	315

Miami, Fla., Jan. 2, 1998 - Nebraska sent Tom Osborne out on top in his final game as head coach, as the Huskers defeated Tennessee, 42-17, giving Coach Osborne his third undefeated national championship season in four years.

In a showdown between two of the top offenses in the nation, the Husker defense would steal the spotlight early, forcing a pair of Volturnovers that led directly to touchdowns. Ahman Green opened the scoring from one yard out, before Shevin Wiggins' 10-yard TD run.

Leading 14-3 at halftime, Nebraska exploded for 21 points in the third quarter. The Huskers used a strong ground game to take control in the decisive quarter. Frost opened the period with touchdown runs of one and 11 yards, before Green scored from 22 yards out. Frost then added a nine-yard TD run in the fourth quarter to put NU in front 42-10.

Green rushed for an Orange Bowl-record 206 yards and two touchdowns, including 159 yards in the third quarter alone. Overshadowed in the offensive effort was a defense that held UT quarterback Peyton Manning to a season-low 134 yards in the air and forced three turnovers.

1998 HOLIDAY BOWL

ARIZONA - 23

NEBRASKA - 20



Score by Quarters	1	2	3	4	Final
Arizona	6	3	0	14	23
Nebraska	0	13	0	7	20

Statistics	Nebraska	Arizona
First Downs	12	16
Rush Yards	87	107
Pass Yards	193	158
Total Yards	280	265

San Diego, Calif., Dec. 30, 1998 - Kelvin Eafon's one-yard touchdown run with 6:08 remaining lifted fifth-ranked Arizona to a 23-20 victory over No. 14 Nebraska, ending the Huskers' four-game bowl winning streak.

In a wild fourth quarter that saw three lead changes, the Huskers rallied from a 16-13 deficit as Eric Crouch connected with Tracey Wistrom for a four-yard touchdown to give the Huskers a 20-16 lead with 10:55 remaining.

Arizona came right back on its next possession, driving 68 yards on nine plays, capped by Eafon's touchdown. NU had a final opportunity to regain the lead, driving to the UA 46-yard line before an Arizona interception.

NU erased a 9-0 deficit to lead 13-9 at the half thanks to two Arizona turnovers. Loran Kaiser's fumble recovery set up a 25-yard field goal by Kris Brown. On the Huskers' next possession, Crouch found wingback Shevin Wiggins for a 44-yard touchdown that gave the Huskers a 10-9 advantage. On the ensuing kickoff, Billy Legate forced a Wildcat fumble deep in UA territory, leading to Brown's second field goal of the half as time expired.

2000 FIESTA BOWL

NEBRASKA - 31

TENNESSEE - 21



Score by Quarters	1	2	3	4	Final
Tennessee	0	7	7	7	21
Nebraska	14	3	7	7	31

Statistics	Nebraska	Tennessee
First Downs	23	17
Rush Yards	321	44
Pass Yards	148	267
Total Yards	469	311

Tempe, Ariz., Jan. 2, 2000 - No. 3 Nebraska defeated No. 6 Tennessee, 31-21, to finish the season 12-1 and ranked No. 2 in the AP poll.

NU jumped out to a 14-0 first-quarter lead, scoring on a Dan Alexander seven-yard touchdown run and on a 60-yard punt return by Bobby Newcombe. A Josh Brown 31-yard field goal and a UT halftime injury in the final seconds of the half gave the Huskers a 17-7 halftime advantage.

After the Vols closed to within 17-14 early in the third quarter, the Huskers responded by marching 96 yards in nine plays. Fullback Willie Miller set up the touchdown with a career-long 47-yard run. NU scored on the next play, as Eric Crouch connected with Aaron Golliday for a 13-yard touchdown pass to give the Huskers a 24-14 lead.

NU put the game out of reach with a 10-play, 99-yard drive, capped by Correll Buckhalter's two-yard touchdown run. Alexander rushed for 108 yards against the nation's seventh-best rush defense. In the final game for Defensive Coordinator Charlie McBride, the Blackshirts held the Vols to just 44 yards rushing and forced two interceptions.

2000 ALAMO BOWL

NEBRASKA - 66

NORTHWESTERN - 17



Score by Quarters	1	2	3	4	Final
Northwestern	3	14	0	0	17
Nebraska	7	31	21	7	66

Statistics	Nebraska	Northwestern
First Downs	28	14
Rush Yards	476	232
Pass Yards	160	151
Total Yards	636	383

San Antonio, Texas, Dec. 30, 2000 - Nebraska scored an NU and NCAA bowl record 66 points while dominating Big Ten co-champion Northwestern, 66-17.

Trailing 10-7 early in the second quarter, the Huskers exploded for an NCAA bowl-record tying 31-point second quarter. Overall, NU outscored Northwestern 59-7 after the Wildcats took their only lead of the game.

Eric Crouch opened NU's second-quarter scoring with a 50-yard touchdown run. NU then scored 24 straight before Northwestern's Damien Anderson ran for a 69-yard score. Bobby Newcombe's 58-yard touchdown reception gave NU a 38-17 halftime lead.

A 21-point third quarter, including Matt Davison's 69-yard touchdown reception from Newcombe, put NU ahead 59-17. Place-kicker Josh Brown tied the NCAA bowl record for extra-point kick attempts (9) and extra-point kicks made (9). Dan Alexander ran for an NU bowl-record 240 rushing yards. As a team, the Huskers had an Alamo Bowl-record 476 rushing yards.

2002 ROSE BOWL

MIAMI - 37

NEBRASKA - 14



Score by Quarters	1	2	3	4	Final
Miami	7	27	0	3	37
Nebraska	0	0	7	7	14

Statistics	Nebraska	Miami
First Downs	16	18
Rush Yards	197	110
Pass Yards	62	362
Total Yards	259	472

Pasadena, Calif., Jan. 3, 2002 - Playing in front of a sellout partisan Nebraska crowd, the Huskers fell to Miami 37-14 in the BCS national championship game.

Miami came out strong from the start and gained 472 yards of total offense, including 362 yards passing by quarterback Ken Dorsey. The victory capped Miami's perfect 12-0 campaign under first-year head coach Larry Coker. The 11-2 Huskers were held to a season-low 259 yards, including 197 on the ground.

The Hurricanes opened the scoring, capitalizing on a trio of first-half Husker turnovers. Miami converted the miscues into 14 points, helping the Hurricanes build a 34-point halftime lead.

Fullback Judd Davies got Nebraska on the board late in the third quarter with a 16-yard TD run to cut the lead to 34-7. The Huskers closed to within 20 points after DeJuan Groce returned a Miami punt 71 yards for a touchdown with more than 14 minutes remaining. Miami's Todd Sievers kicked a 37-yard field goal to account for the final 37-14 margin.

2002 INDEPENDENCE BOWL

MISSISSIPPI - 27

NEBRASKA - 23



Score by Quarters	1	2	3	4	Final
Mississippi	0	14	10	3	27
Nebraska	3	14	3	3	23

Statistics	Nebraska	Mississippi
First Downs	17	20
Rush Yards	266	52
Pass Yards	93	313
Total Yards	359	365

Shreveport, La., Dec. 27, 2002 - DeJuan Groce tied an NCAA record with his fourth punt return touchdown of the season, but the Huskers fell to Ole Miss, 27-23, in a loss that left NU with a 7-7 record, ending its streak of winning seasons at 40 straight. The loss also snapped the Huskers' 11-game bowl winning streak against teams from the Southeastern Conference.

Nebraska jumped to a 10-0 lead in the game's first 17 minutes, as Josh Brown connected on a 29-yard field goal before Jammal Lord found Matt Herian for a 41-yard second-quarter touchdown.

Eli Manning cut NU's lead to 10-7 with an 11-yard touchdown pass to Kerry Johnson before Groce's punt return put the Huskers up 17-7. Toward Sanford scored from one yard out to pull the Rebels within three at the half.

In the second half, Nebraska managed just 97 total yards and two field goals. The teams exchanged field goals before Sanford's second one-yard scoring run gave the Rebels a 24-20 edge. Ole Miss added another field goal with 4:38 remaining after NU had cut the lead to 24-23.

2003 ALAMO BOWL

NEBRASKA - 17

MICHIGAN STATE - 3



Score by Quarters	1	2	3	4	Final
Michigan State	3	0	0	0	3
Nebraska	3	14	0	0	17

Statistics	Nebraska	Michigan State
First Downs	20	13
Rush Yards	229	45
Pass Yards	160	156
Total Yards	389	174

San Antonio, Texas, Dec. 29, 2003 - Behind a stifling defense, No. 22 Nebraska picked up its 10th victory of the year with a 17-3 win over Michigan State.

Under Interim Head Coach Bo Pelini, the Blackshirts recorded five sacks and intercepted three passes to hold the Spartans to three points, equaling the lowest point total ever by a Husker bowl opponent.

NU held MSU without a touchdown and just 174 total yards, more than 200 yards below its season average. While the Blackshirts kept MSU in check, Cory Ross did the offensive damage, rushing for 138 yards and two touchdowns on a school-record 37 carries. Ross scored on TD runs of 2 and 6 yards, as NU built a 14-point halftime lead that would hold up after a scoreless second half.

The Husker defense forced its first turnover when Daniel Bullocks intercepted Jeff Smoker at the NU 36-yard line. The Huskers quickly took advantage, as Ross scored the first of two second-quarter touchdowns, giving the Huskers a 10-3 lead they would not relinquish.

2005 ALAMO BOWL

NEBRASKA - 32

MICHIGAN - 28



Score by Quarters	1	2	3	4	Final
Michigan	7	7	7	7	28
Nebraska	7	7	3	15	32

Statistics	Nebraska	Michigan
First Downs	16	23
Rush Yards	151	130
Pass Yards	167	270
Total Yards	318	400

San Antonio, Texas, Dec. 28, 2005 - Nebraska produced its greatest bowl comeback in school history, overcoming a 28-17 deficit with less than nine minutes left on its way to a thrilling 32-28 victory over No. 20 Michigan.

Nebraska jumped out to a 7-0 lead after a 52-yard touchdown pass from Zac Taylor to Terrence Nunn. Michigan answered with a pair of Chad Henne touchdown passes, before Taylor responded with another strike to Nate Swift to tie the game at the half.

Jordan Congdon kicked his school-record 19th field goal of the season to give NU a 17-14 lead midway through the third quarter, before Henne threw for a touchdown and ran for another score to put the Wolverines in front by 11.

Cory Ross, who earned MVP honors after rushing for 161 yards on 28 carries, led NU back with a 31-yard touchdown burst with 8:08 left. Taylor then hit Todd Peterson for the two-point conversion to trim Michigan's lead to 28-25. Following a Michigan fumble, Taylor hit Nunn with the game-winning 13-yard touchdown strike with 4:29 remaining.

The game's final play was a series of laterals that covered 62 yards and went all the way down to the NU 13.

2009 HOLIDAY BOWL

NEBRASKA - 33

ARIZONA - 0



Score by Quarters	1	2	3	4	Final
Arizona	0	0	0	0	0
Nebraska	10	13	10	0	33

Statistics	Nebraska	Arizona
First Downs	19	6
Rush Yards	223	63
Pass Yards	173	46
Total Yards	396	109

San Diego, Calif., Dec. 30, 2009 - In one of Nebraska's most dominant bowl performances in history, the No. 20 Cornhuskers registered their first-ever bowl shutout with a 33-0 whitewashing of Arizona in the 2009 Pacific Life Holiday Bowl at Qualcomm Stadium. It was also the first bowl shutout in Big 12 Conference history.

NU notched its first 10-win season since 2003, while the 33-point victory marked its largest bowl-game margin since a 66-17 win over Northwestern in the 2000 Alamo Bowl.

Led by All-American defensive tackle Ndamukong Suh and Holiday Bowl Defensive MVP Matt O'Hanlon, the Blackshirts' performance was near perfection, surrendering just 109 total yards. The only serious Wildcat threat came on the final drive, when they produced 72 of their 109 yards.

An efficient and balanced offense led by Offensive MVP Niles Paul finished with 396 total yards, including 223 rushing yards and 173 passing yards. Paul had four receptions for 123 yards, including an NU bowl-record 74-yard touchdown catch. He finished the night with 237 all-purpose yards, while fellow junior Alex Henery went 4-for-4 on field goals.

2007 COTTON BOWL

AUBURN - 17

NEBRASKA - 14



Score by Quarters	1	2	3	4	Final
Auburn	7	7	3	0	17
Nebraska	7	7	0	0	14

Statistics	Nebraska	Auburn
First Downs	17	12
Rush Yards	104	67
Pass Yards	126	111
Total Yards	230	178

Dallas, Texas, Jan. 1, 2007 - In a classic defensive struggle, No. 10 Auburn managed the only points of the second half on a 42-yard John Vaughn third-quarter field goal to defeat No. 22 Nebraska, 17-14. The Huskers fell to the Tigers despite surrendering just 178 total yards, as both Auburn touchdowns came in the first half on drives of less than 15 yards following NU turnovers.


Nebraska was in position to tie or win the game late in the fourth quarter after senior linebacker Stewart Bradley recovered an Auburn fumble at the Tiger 42 with 5:24 remaining. The Huskers drove to the Auburn 27 before facing a 4th-and-11 at the 30. NU elected to go for it, but Zac Taylor's pass fell incomplete. NU's field goal attempt would have been from 47 yards out and the longest Husker field goal of the 2006 season was just 40 yards.

Nebraska scored on its opening possession, going 80 yards in 15 plays capped by Nate Swift's 13-yard scoring reception. Brandon Jackson reeled off a 20-yard run to tie the game with nine minutes to play in the first half. Vaughn posted the winning points in the third quarter, handing NU its fourth loss to a top-10 team on the year.

2009 GATOR BOWL

NEBRASKA - 26

CLEMSON - 21



Score by Quarters	1	2	3	4	Final
Clemson	0	14	7	0	21
Nebraska	0	3	20	3	26

Statistics	Nebraska	Clemson
First Downs	14	14
Rush Yards	125	4
Pass Yards	236	206
Total Yards	361	210

Jacksonville, Fla., Jan. 1, 2009 - Nebraska scored 16 unanswered points to rally from an 11-point halftime deficit and post a 26-21 win over Clemson.

All 21 Clemson points came off turnovers, as the Blackshirts held the Tigers to just 210 total yards, including only four yards rushing on 26 attempts. Clemson scored first when DeAndre McDaniel found the end zone on a 28-yard fumble recovery. NU answered with an Alex Henery field goal before an interception set Clemson up for a 25-yard touchdown pass with 19 seconds remaining in the first half.

On the first drive of the third quarter, Joe Ganz found Nate Swift for a 17-yard touchdown pass to close the gap to four. Following a fumbled punt, Clemson took over near midfield and completed a 41-yard touchdown pass to put the Tigers on top 21-10.

Ganz then found Todd Peterson for a 19-yard touchdown midway through the third quarter to open the run of 16 unanswered points. Henery secured the win by booting three field goals over the final 20 minutes.

Ganz, the game's MVP, completed 19-of-36 passes and threw for a Nebraska bowl-record 236 yards in the win.

2010 HOLIDAY BOWL

WASHINGTON - 19

NEBRASKA - 7



Score by Quarters	1	2	3	4	Final
Nebraska	0	7	0	0	7
Washington	10	0	7	2	19

Statistics	Nebraska	Washington
First Downs	14	21
Rush Yards	91	268
Pass Yards	98	72
Total Yards	189	340

San Diego, Calif., Dec. 30, 2010 - Nebraska struggled to find its offensive rhythm against an inspired Washington defense in a 19-7 loss to the Huskies in the Bridgepoint Education Holiday Bowl at Qualcomm Stadium.

With the loss, the Huskers finished with a 10-4 mark for the second straight season.

NU managed just 91 rushing yards as a team, led by Rex Burkhead's 39 yards on 12 carries and Roy Helu's 34 yards on 11 carries. Helu closed his career as NU's No. 4 all-time leading rusher with 3,404 yards, including 1,245 in 2010.

Chris Polk led the way for the Huskies with 177 yards on 34 carries. The Huskies amassed 268 yards on the ground to overcome another struggle in the air for Jake Locker against the Blackshirt secondary. Locker finished just 5-of-16 passing for 56 yards.

Along with the strong running performance, the Huskies got help from the Huskers who committed 12 penalties for 102 yards, as well as turning the ball over twice on one fumble and one interception.

2012 CAPITAL ONE BOWL

SOUTH CAROLINA - 30

NEBRASKA - 13



Score by Quarters	1	2	3	4	Final
Nebraska	13	0	0	0	13
South Carolina	9	7	0	14	30

Statistics	Nebraska	South Carolina
First Downs	17	16
Rush Yards	137	121
Pass Yards	116	230
Total Yards	253	351

Orlando, Fla., Jan. 1, 2012 - No. 20 Nebraska jumped to a 13-9 lead at the end of the first quarter, but No. 9 South Carolina scored the game's final 21 points in the Huskers' 30-13 loss in the Capital One Bowl at Florida Citrus Bowl Stadium.

Nebraska ended its 2011 season with a 9-4 overall record, its fourth consecutive nine-win season.

Nebraska scored first when Taylor Martinez hit Kenny Bell on a 30-yard touchdown strike just over three minutes into the game. Brett Maher's extra-point attempt was then blocked and scooped up by South Carolina's Stephon Gilmore, who raced the other way for a two-point return.

USC used that momentum to take the lead on a Connor Shaw touchdown run on the ensuing drive before NU answered with its second straight touchdown, an Ameer Abdullah one-yard run to go ahead 13-9. The Huskers held that lead before Martinez threw an interception with 38 seconds left in the half. Alshon Jeffery then caught a 51-yard hail mary touchdown pass on the final play of the half.

Nebraska was unable to recover from the deflating end to the first half, as USC scored two fourth-quarter touchdowns while limiting NU to 64 yards in the second half.

2013 CAPITAL ONE BOWL GEORGIA - 45 NEBRASKA - 31



Score by Quarters	1	2	3	4	Final
Nebraska	14	10	7	0	31
Georgia	16	7	8	14	45

Statistics	Nebraska	Georgia
First Downs	26	23
Rush Yards	239	162
Pass Yards	204	427
Total Yards	443	589

Orlando, Fla., Jan. 1, 2013 - No. 16 Nebraska hung tough with No. 7 Georgia for three quarters, but a pair of Bulldog touchdown passes in the fourth quarter provided the margin in the Huskers' 45-31 loss in the Capital One Bowl.

Nebraska ended its 2012 campaign with a 10-4 overall record that included a 7-1 Big Ten mark and a Legends Division title. Georgia, the SEC runner-up, finished with a 12-2 overall mark.

Senior I-back Rex Burkhead led the Huskers with 140 yards and a touchdown on 25 carries, while adding four receptions for 39 yards and another score in his final game as a Husker.

Burkhead, who produced his 14th 100-yard rushing performance, closed his career with 3,329 yards at No. 5 on Nebraska's all-time rushing list. He also became the 10th player in NU history with 30 career rushing touchdowns. Burkhead's 357 rushing yards on 76 attempts in four bowl games were both Nebraska records.

Taylor Martinez added 46 yards on the ground to push his season rushing total past 1,000 yards. He finished with 1,019 rushing yards in 2012 as just the fourth Husker quarterback to produce a 1,000-yard campaign.

2014 GATOR BOWL NEBRASKA - 24 GEORGIA - 19



Score by Quarters	1	2	3	4	Final
Nebraska	0	10	14	0	24
Georgia	0	9	3	7	19

Statistics	Nebraska	Georgia
First Downs	14	22
Rush Yards	144	96
Pass Yards	163	320
Total Yards	307	416

Jacksonville, Fla., Jan. 1, 2014 - Heroic efforts by Blackshirt defenders and the longest play from scrimmage in Nebraska football history sent a determined bunch of Husker seniors out with a dramatic 24-19 victory over No. 22 Georgia in the TaxSlayer.com Gator Bowl at EverBank Field on New Year's Day.

Nebraska, which secured its sixth consecutive nine-win season under Coach Bo Pelini, finished the 2013 campaign with a 9-4 record. Georgia closed its season at 8-5.

Senior wide receiver Quincy Enunwa capped one of the top receiving careers in school history with a career-high 129 yards on four receptions to earn TaxSlayer.com Gator Bowl MVP honors.

Enunwa hauled in a pair of touchdown passes on the day, including a decisive 99-yard catch from sophomore quarterback Tommy Armstrong Jr. on 3rd-and-14 midway through the third quarter.

The game-winning pass play was the longest play from scrimmage in Nebraska football and Gator Bowl history. The play was set up after Armstrong fumbled a shotgun snap on second down and managed to recover it just inches outside the NU end zone to save the Big Red from a safety that would have trimmed the Husker lead to 17-14.

2014 HOLIDAY BOWL USC - 45 NEBRASKA - 42



Score by Quarters	1	2	3	4	Final
Nebraska	17	0	17	8	42
USC	10	14	21	0	45

Statistics	Nebraska	USC
First Downs	28	22
Rush Yards	144	194
Pass Yards	381	321
Total Yards	525	515

San Diego, Calif., Dec. 27, 2014 - In a high-scoring shootout Tommy Armstrong Jr. racked up 422 yards of total offense, but Nebraska came up short in a 45-42 loss to No. 24 USC.

Armstrong completed a career-high 32-of-51 passes for a career-best 381 yards and three touchdowns setting NU bowl records for yardage, completions and attempts. He added 41 rushing yards, including a 15-yard touchdown run in the fourth quarter. He followed up his scoring run with a two-point conversion pass to Kenny Bell to cut the lead to 45-42 after the Huskers trailed by 18 late in the third quarter.

With the Trojans leading 24-17 at halftime, the teams traded scores in the second half, with Nebraska continuing to show its fight by battling back on several occasions. After USC took a 45-27 lead late in the third quarter, Nebraska made its final comeback push.

Armstrong struck again before the end of the quarter, finding Jordan Westerkamp on a 65-yard touchdown pass to make it 45-34 with 24 seconds left in the quarter. The Armstrong TD run and two-point conversion cut the lead to three, but a late Nebraska drive ended on downs, dashing NU's comeback hopes.

2015 FOSTER FARMS BOWL NEBRASKA - 37 UCLA - 29



Score by Quarters	1	2	3	4	Final
Nebraska	7	14	9	7	37
UCLA	7	14	0	8	29

Statistics	Nebraska	UCLA
First Downs	31	17
Rush Yards	326	67
Pass Yards	174	319
Total Yards	500	386

Santa Clara, Calif., Dec. 26, 2015 - Nebraska rolled for a season-high 326 rushing yards and 500 yards of total offense to ground UCLA's high-powered passing attack and claim a 37-29 win over the Bruins in the Foster Farms Bowl.

Nebraska stuck with a smash-mouth game plan all night, scoring 30 unanswered points after falling behind 21-7 in the second quarter at Levi's Stadium. Quarterback Tommy Armstrong Jr. accounted for 250 yards of total offense, including 76 rushing yards on 10 carries with one touchdown. He was also efficient through the air, completing 12-of-19 passes for 174 yards and another score to earn offensive MVP honors in the game.

Armstrong was one of four Huskers to score rushing touchdowns on the night after Christmas, joining seniors Imani Cross and Andy Janovich and Los Angeles native Terrell Newby.

Devine Ozigbo didn't hit paydirt, but he did rush for then-career bests of 87 yards and 21 carries to lead three Huskers who each rushed for more than 50 yards. Cross added 55 yards on 15 totes. Overall, nine different Huskers recorded rushes in the bowl game, including 31 yards on six carries by Janovich, a nifty 22-yard run by Jamal Turner in the first half, and a game-clinching 16-yard tight end reverse by Cethan Carter for Nebraska's final first down.

2016 MUSIC CITY BOWL

TENNESSEE - 38

NEBRASKA - 24



Score by Quarters	1	2	3	4	Final
Nebraska	0	7	7	10	24
Tennessee	0	21	3	14	38

Statistics	Nebraska	Tennessee
First Downs	18	25
Rush Yards	61	230
Pass Yards	257	291
Total Yards	318	521

Nashville, Tenn., Dec. 30, 2016 - Nebraska fell behind 14-0 midway through the first half and was not able to recover in a 38-24 loss to Tennessee in the Franklin American Mortgage Music City Bowl at Nissan Stadium.

Tennessee quarterback Josh Dobbs completed 23-of-38 passes for 291 yards and a touchdown, while adding 11 carries for 118 yards and a Music City Bowl-record three rushing touchdowns. Dobbs finished with 409 total yards and four scores to pace the Vols. Nebraska's Ryker Fyfe, who drew the start in place of injured four-year starting quarterback Tommy Armstrong Jr. for the Huskers, answered with 243 yards on 17-of-36 passing. Fyfe threw a pair of touchdown passes to senior receiver Brandon Reilly, who finished with four catches for 98 yards.

Nebraska got a strong effort from running back Devine Ozigbo, who finished with seven carries for 66 yards, but managed just 61 rushing yards as a team on 28 carries. The Huskers produced just 318 yards of total offense, while Tennessee piled up 521 total yards, including 230 rushing yards.

Nebraska Baseball Honors

Golden Spikes Award

1995 Darin Erstad (Finalist)
1999 Ken Harvey (Finalist)
2005 Alex Gordon (**Winner**)

Brooks Wallace Award

2005 Alex Gordon (**Winner**)

ABCA Player of the Year

2002 Jed Morris (Finalist)
2005 Alex Gordon (**Winner**)

Dick Howser Award

2001 Shane Komine (Finalist)
2001 Dan Johnson (Finalist)
2004 Alex Gordon (Finalist)
2005 Alex Gordon (**Winner**)

John Olerud Award

2017 Jake Meyers (Finalist)
2021 Spencer Schwellenbach (**Winner**)

National Coach of the Year

2001 Dave Van Horn (BA)

Two-Time First-Team All-Americans (2)

- Shane Komine (2000, 2001)
- Alex Gordon (2004, 2005)

Three-Time All-Americans (2)

- Shane Komine (2000, 2001, 2002)
- Matt Hopper (2000, 2001, 2003)

Two-Time All-Americans (3)

- Paul Meyers (1985, 1986)
- Alex Gordon (2004, 2005)
- Johnny Dorn (2005, 2008)

All-Americans

(66 Seasons; 114 Certificates)

First-Team (19 Seasons; 48 Certificates)

1950 Bob Cerv, OF (ABCA)
1956 Don Brown, INF (ABCA)
1972 Gene Stohs, OF (TSN)
1982 Steve Stanicek, 1B (BA)
1986 Paul Meyers, OF (TSN)
1993 Troy Brohawn, LHP (CB)
1993 Marc Sagmoen, OF (CB, USB, NCBWA, ABCA)
1995 Darin Erstad, OF (CB, BA, NCBWA, ABCA)
1999 Ken Harvey, 1B (CB, BA, BW, NCBWA, ABCA)
2000 Shane Komine, RHP (BW, CB, TSN, NCBWA)
2001 Shane Komine, RHP (CB)
2001 John Cole, OF/2B (ABCA, BA)
2001 Dan Johnson, 1B (BW, NCBWA, TSN)
2001 Matt Hopper, DH (TSN)
2002 Jeff Leise, OF (ABCA)
2002 Jed Morris, C (CB, BW, NCBWA, ABCA)
2004 Alex Gordon, 3B (ABCA, CB, SW, BA, NCBWA, CBI)
2005 Alex Gordon, 3B (CB, SW, NCBWA, ABCA, BA)
2021 Spencer Schwellenbach, SS/RHP (ABCA, D1)

Second-Team (17 Seasons; 27 Certificates)

1955 Don Brown, IF
1966 Bob Churchich, IF (ABCA)
1973 Bob Munson, OF (ABCA)
1985 Paul Meyers, OF (BA)
1993 Troy Brohawn, UTL (ABCA)
2000 Shane Komine, RHP (BA, ABCA)
2001 Shane Komine, RHP (ABCA, BA, TSN)
2001 John Cole, OF (TSN)

2001 Dan Johnson, 1B (ABCA, CB)
2002 Shane Komine, RHP (ABCA, BA)
2003 Matt Hopper, 1B (BA)
2003 Aaron Marsden, LHP (BA)
2006 Luke Gorsett, OF (NCBWA)
2011 Cody Asche, 3B (CB)
2018 Jake Hohensee, RHP (NCBWA)
2023 Max Anderson, 2B (ABCA, BA, CB, D1, PG, NCBWA)
2023 Brice Matthews, SS (NCBWA)

Third-Team (30 Seasons; 39 Certificates)

1951 Bob Diers, OF
1952 Jerry Dunn, OF
1953 Ray Novak, P
1954 Fred Seger, IF
1955 Bill Giles, 1B
1965 Stan Bahnsen, RHP
1983 Dan Boever, OF (BA)
1985 Mike Duncan, 1B
1985 Bill McGuire, C
1990 Kevin Jordan, 2B
1993 Troy Brohawn, LHP (BA, NCBWA)
1993 Marc Sagmoen, OF (BA)
1997 Todd Sears, 1B (NCBWA)
2000 Justin Cowan, C (CB, NCBWA)
2000 Matt Hopper, DH (ABCA)
2001 John Cole, OF (CB)
2002 Shane Komine, RHP (NCBWA)
2002 Jed Morris, C (BA)
2003 Aaron Marsden, LHP (CB, NCBWA)
2003 Matt Hopper, 1B (CB, NCBWA)
2005 Joba Chamberlain, RHP (CB)
2005 Johnny Dorn, RHP (CB, NCBWA, ABCA)
2006 Ryan Wehrle, SS (CB)
2006 Tony Watson, LHP (NCBWA, CB)
2008 Johnny Dorn, RHP (NCBWA)
2012 Michael Pritchard, DH (NCBWA)
2014 Chance Sinclair, RHP (CB)
2017 Jake Meyers, UTL (BA, NCBWA)
2018 Scott Schreiber, 1B (ABCA)
2023 Brice Matthews, SS (PG, CB)

Key: ABCA - American Baseball Coaches Association
BA - Baseball America; BW - Baseball Weekly
CB - Collegiate Baseball; CBI - College Baseball Insider
NCBWA - National Collegiate Baseball Writers Association
PG - Perfect Game; SW - Sports Weekly
D1 - D1 Baseball; TSN - The Sporting News

Big Eight Player of the Year (1)

1995 Darin Erstad, OF (Player)

Big 12 Player of the Year (7)

2000 Shane Komine, RHP (Pitcher)
2001 Shane Komine, RHP (Pitcher)
2002 Jed Morris, C (Player)
2003 Aaron Marsden, LHP (Pitcher)
2003 Matt Hopper, DH (Player)
2004 Alex Gordon, 3B (Player)
2005 Alex Gordon, 3B (Player)

Big Ten Freshman of the Year (1)

2016 Chad Luensmann, RHP (Pitcher)

Big Ten Coach of the Year (1)

2017 Darin Erstad

Nebraska Baseball Draftees

The following is a list of all Nebraska draftees, as well as those who signed free agent contracts since 1950. The Major League Baseball First-Year Player Draft began in 1965, while the secondary phase, which was for players who were drafted but did not sign, was in effect until 1987.

Year	Name	Club	Round
1950	Bob Cerv	New York Yankees	Free Agent
1952	Bob Diers	Cleveland Indians	Free Agent
1954	William Giles	Detroit Tigers	Free Agent
1955	Fred Seger	Chicago White Sox	Free Agent
1957	Don Brown	Kansas City Athletics	Free Agent
1958	James Kane	New York Yankees	Free Agent
	Charles Ziegenbein	New York Yankees	Free Agent
1959	Dwight Siebler	Philadelphia Phillies	Free Agent
1960	Ely Churchich	Cleveland Indians	Free Agent
	Phil Barth	Baltimore Orioles	Free Agent
	Jan Wall	New York Mets	Free Agent
	Don Purcell	Chicago White Sox	Free Agent
1962	Keith Sieck	Chicago White Sox	Free Agent
1964	Bob Hergenrader	Minnesota Twins	Free Agent
1965	Stan Bahnen	New York Yankees	8th
1966	Gary Neibauer	Atlanta Braves	2nd
1965	Bob Stickle	Kansas City Athletics	Free Agent
1967	Bob Churchich	Atlanta Braves	31st
1971	Ryan Kurosaki	St. Louis Cardinals	Free Agent
1972	Gene Stohs !	Chicago White Sox	3rd
1973	Gene Stohs #	Cleveland Indians	2nd
1975	Steve McManaman	Minnesota Twins	Free Agent
1978	Tim Carroll	Chicago Cubs	26th
1978	Dan Dixon	Texas Rangers	Free Agent
1979	Jim McManus#	Chicago Cubs	2nd
	Jeff Hunter !	Baltimore Orioles	9th
	Pete O'Brien	Texas Rangers	15th
	Val Primante	Houston Astros	17th
	Joe Scherger !	New York Mets	22nd
	Tim Pettit	California Angels	Free Agent
	John Russo	Atlanta Braves	Free Agent
1980	Tim Burke	Pittsburgh Pirates	Second
	Stan Haas	Texas Rangers	14th
	Jeff Hunter	Boston Red Sox	25th
	Joe Scherger	San Diego Padres	26th
	Cliff Faust	New York Mets	Free Agent
	Rick Evans	Kansas City Royals	Free Agent
1981	Chris Chavez	Los Angeles Dodgers	17th
	Mike Harlander	New York Mets	31st
	Darnell Clarke	Philadelphia Phillies	Free Agent
1982	Steve Stanicek	San Francisco Giants	1st (No. 11)
	Steve Gehrke !	Los Angeles Dodgers	12th
	Roger Hill	Seattle Mariners	14th
	John Mason	Toronto Blue Jays	20th
	Todd Oakes !	Chicago White Sox	22nd
	Dan Boever !	Toronto Blue Jays	23rd
	Nick Richards	Kansas City Royals	Free Agent
1983	Bob Sebra	Texas Rangers	5th
	Dan Boever	Cincinnati Reds	8th
	Matt Butcher	Minnesota Twins	14th
	Anthony Kelley	Houston Astros	18th
	Turner Gill !	New York Yankees	18th
	Todd Oakes	San Francisco Giants	20th
	Jeff Anderson !	Oakland Athletics	20th
	Steve Gehrke	San Francisco Giants	32nd
	Ben Amaya	Seattle Mariners	33rd
1984	Jeff Anderson	Chicago White Sox	16th
1985	Bill McGuire	Seattle Mariners	1st (No. 27)
	Jeffrey Mays	Toronto Blue Jays	5th
	Mark Davis	Minnesota Twins	8th

	Jeff Carter	San Francisco Giants	9th
	Mike Duncan	Oakland Athletics	10th
	Burt Beattie !	Minnesota Twins	29th
	Roger Webb	Salt Lake City Trappers	Free Agent
	John Walker	Montreal Expos	Free Agent
1986	Kip Gross	New York Mets	4th
	Paul Meyers	San Francisco Giants	4th
	Phil Harrison	Chicago Cubs	16th
	Larry Mims	Baltimore Orioles	16th
	Burt Beattie	Minnesota Twins	30th
	Turner Gill	Cleveland Indians	Free Agent
	Bill Mulligan	Kansas City Royals	Free Agent
	Joel Sealer !	New York Yankees	36th
1988	Pat Leinen !	New York Mets	9th
	Tim Pettengill	St. Louis Cardinals	22nd
	John Lepley	St. Louis Cardinals	24th
	Joe Federico	St. Louis Cardinals	30th
	John Kohli	Seattle Mariners	38th
	Phil Goguen	St. Louis Cardinals	Free Agent
1989	Pat Leinen	Baltimore Orioles	26th
	Ken Sirak	Philadelphia Phillies	35th
	Ken Ramos	Cleveland Indians	Free Agent
	Doug Twitty	Oakland Athletics	Free Agent
1990	Bobby Benjamin	Milwaukee Brewers	4th
	Shawn Buchanan !	Pittsburgh Pirates	31st
	Kevin Jordan	New York Yankees	17th
	Dale Kistaitis	Toronto Blue Jays	26th
	Doug Tegtmeier	Seattle Mariners	Free Agent
1991	Shawn Buchanan	Chicago White Sox	25th
	Brian McArn	Oakland Athletics	26th
	Dave Matranga	Salt Lake City Trappers	Free Agent
	Bill Vosik	Cleveland Indians	Free Agent
1992	Jeff Murphy	St. Louis Cardinals	Free Agent
	Josh Bullock	Montreal Expos	Free Agent
1993	Marc Sagmoen	Texas Rangers	13th
	Casey Deskins	Florida Marlins	70th
1994	Troy Brohawn	San Francisco Giants	4th
	Derek Dukart	New York Yankees	19th
1995	Darin Erstad	California Angels	1st (No. 1)
	Alvie Shepherd	Baltimore Orioles	1st (No. 21)
	Jed Dalton	California Angels	19th
	Craig Sanders	Kansas City Royals	35th
1996	Mel Motley	Cleveland Indians	29th
	Matt Meyer	Los Angeles Dodgers	Free Agent
	Pete Jenkins	Milwaukee Brewers	Free Agent
1997	Todd Sears	Colorado Rockies	3rd
	Patrick Driscoll	Philadelphia Phillies	24th
	Steve Fish	Anaheim Angels	22nd
	Francis Collins	Cleveland Indians	Free Agent
1998	Bryan Schmidt	San Diego Padres	32nd
	Matt Schuldt	Tampa Bay Devil Rays	33rd
1999	Ken Harvey	Kansas City Royals	5th
	Brian Johnson	Kansas City Royals	24th
	Jay Sirianni	Cleveland Indians	Free Agent
2000	Jamal Strong	Seattle Mariners	6th
	Adam Shabala	San Francisco Giants	10th
	Andy Bent	Atlanta Braves	16th
	Justin Cowan	Kansas City Royals	20th
	Scott Fries	Chicago Cubs	25th
	Trevor Bullock	Philadelphia Phillies	27th
	Chad Wiles	Seattle Mariners	Free Agent
2001	Adam Stern	Atlanta Braves	3rd
	John Cole	Seattle Mariners	5th
	Dan Johnson	Oakland Athletics	7th
	Thom Ott	Los Angeles Dodgers	10th
	Brian Rodaway	Houston Astros	16th
	Shane Komine !	St. Louis Cardinals	19th
	R.D. Spieth	San Francisco Giants	33rd
	Matt Hopper !	San Francisco Giants	36th

2002	Jeff Leise !	Anaheim Angels	7th	2016	Ryan Boldt	Tampa Bay Rays	2nd
	Shane Komine	Oakland Athletics	9th		Max Knutson	Baltimore Orioles	12th
	Waylon Byers	Florida Marlins	21st		Ben Miller !	Pittsburgh Pirates	32nd
	Jed Morris	Oakland Athletics	36th	2017	Jake Meyers	Houston Astros	13th
2003	Aaron Marsden	Colorado Rockies	3rd		Luis Alvarado !	Seattle Mariners	13th
	Matt Hopper	Philadelphia Phillies	10th		Scott Schreiber !	Tampa Bay Rays	26th
	Jeff Leise	San Diego Padres	12th	2018	Scott Schreiber	Houston Astros	9th
	Jason Burch	St. Louis Cardinals	21st		Jesse Wilkening	Philadelphia Phillies	14th
	Drew Anderson	Milwaukee Brewers	24th		Luis Alvarado	Los Angeles Angels	17th
2004	Justin Pekarek	Cleveland Indians	8th	2019	Matt Waldron	Cleveland Indians	18th
	Jake Mullinax	St. Louis Cardinals	14th	2020	No players drafted.		
	Mike Sillman	St. Louis Cardinals	21st		Draft only five rounds due to COVID-19.		
	Dustin Timm !	Milwaukee Brewers	26th	2021	Spencer Schwellenbach	Atlanta Braves	2nd
	Phil Shirek !	Cleveland Indians	44th		Cade Povich	Minnesota Twins	3rd
	Quinton Robertson	St. Louis Cardinals	44th		Cam Wynne	Philadelphia Phillies	20th
2005	Alex Gordon	Kansas City Royals	1st (No. 2)	2023	Brice Matthews	Houston Astros	1st
	Brian Duensing	Minnesota Twins	3rd		Max Anderson	Detroit Tigers	2nd
	Zach Kroenke	New York Yankees	5th		Emmett Olson	Miami Marlins	4th
	Joe Simokaitis	Chicago Cubs	10th		Jace Kaminska	Colorado Rockies	10th
	Curtis Ledbetter	Seattle Mariners	18th	2024	Josh Caron	Seattle Mariners	4th
	Brett Jensen !	Washington Nationals	23rd		Brett Sears	Atlanta Braves	7th
2006	Joba Chamberlain	New York Yankees	1st (No. 41)	<i>Notes: ! - Drafted, but did not sign; # - January Secondary</i>			
	Jeff Christy	Minnesota Twins	6th	Academic Honors			
	Luke Gorsett	St. Louis Cardinals	7th	<u>Two-Time CSC First-Team Academic All-American (1)</u>			
	Brett Jensen	Detroit Tigers	14th	• Jeff Leise (2002, 2003)			
	Tony Watson !	Baltimore Orioles	17th	<u>Three-Time CSC Academic All-American (1)</u>			
	Ryan Wehrle !	Cincinnati Reds	18th	• Jeff Leise (2001, 2002, 2003)			
	Brandon Buckman	St. Louis Cardinals	19th	<u>Two-Time CSC Academic All-American (2)</u>			
	Jared Cranston	San Francisco Giants	34th	• Gene Stohs (1970, 1972)			
2007	Drew Bowman	Cincinnati Reds	5th	• Ryan Boldt (2015, 2016)			
	Matt Foust	Pittsburgh Pirates	6th	<u>CSC Academic All-Americans (22)</u>			
	Tony Watson	Pittsburgh Pirates	9th	First-Team (7)			
	Luke Wertz	Philadelphia Phillies	13th	• Erik Mumm (1999)			
	Steve Edliefsen	San Francisco Giants	16th	• John Cole (2001)			
	Andrew Brown	St. Louis Cardinals	18th	• Jeff Leise (2002)			
	Charlie Shirek	Chicago White Sox	23rd	• Jeff Leise (2003)			
	Thad Weber !	Cincinnati Reds	35th	• Aaron Marsden (2003)			
2008	Aaron Pribanic	Seattle Mariners	3rd	• Brandon Buckman (2006)			
	Dan Jennings	Florida Marlins	9th	• DJ Belfonte (2010)			
	Jake Opitz	Chicago Cubs	12th	Second-Team (11)			
	Johnny Dorn	Florida Marlins	15th	• Gene Stohs (1970)			
	Thad Weber	Detroit Tigers	16th	• Adrian Fiala (1970)			
	Mitch Abeita	New York Yankees	19th	• Steve Achelpohl (1972)			
	Zach Herr	San Diego Padres	38th	• Gene Stohs (1972)			
2009	Mike Nesseth !	Los Angeles Angels	15th	• Steve Oakley (1980)			
	Jeff Tezak	Chicago White Sox	24th	• Matt Schuldt (1998)			
	Adam Bailey !	New York Yankees	38th	• Jeff Leise (2001)			
2010	Michael Mariot	Kansas City Royals	8th	• Shane Komine (2002)			
	Ryan Hughes	Oakland Athletics	16th	• Daniel Bruce (2005)			
	Mike Nesseth	Philadelphia Phillies	17th	• Casey Hauptman (2011)			
	Adam Bailey	Houston Astros	23rd	• Brett Sears (2024)			
	Sean Yost !	Boston Red Sox	24th	Third-Team (4)			
2011	Cody Asche	Philadelphia Phillies	4th	• Todd Oakes (1983)			
	Casey Hauptman	New York Mets	26th	• Mark Kister (1985)			
	Kash Kalkowski !	Kansas City Royals	50th	• Ryan Boldt (2015)			
2012	Travis Huber	Minnesota Twins	23rd	• Ryan Boldt (2016)			
	Kale Kiser	Chicago White Sox	23rd				
	Richard Stock	Cleveland Indians	23rd				
	Khiry Cooper	Boston Red Sox	25th				
	Chad Christensen !	Miami Marlins	35th				
2013	Chad Christensen	Minnesota Twins	25th				
2014	Pat Kelly	Minnesota Twins	12th				
	Aaron Bummer	Chicago White Sox	19th				
	Zach Hirsch	Milwaukee Brewers	19th				
2015	Tanner Lubach	Los Angeles Angels of Anaheim	9th				
	Blake Headley	Chicago Cubs	20th				
	Josh Roeder	New York Yankees	21st				
	Colton Howell !	San Diego Padres	27th				

All-Time Series

Abilene Christian	0-3	Houston Baptist	3-1	Oregon State	1-10
Air Force Academy	6-0	Illinois	15-16	Pacific	1-0
Alabama	5-1	Illinois-Chicago	1-0	Park College	1-0
Arizona	2-5	Illinois State	4-0	Penn State	18-2
Arizona State	6-9	Indiana	20-15-1	Pepperdine	2-2
Arkansas	12-12	Indiana State	4-0	Peru State	14-0
Arkansas State	1-0	Iowa	25-27	Portland State	1-2
Augustana (S.D.)	10-0	Iowa State	108-101	Purdue	20-11
Austin College	4-0	Jacksonville State	1-0	Regis	1-0
Baker University	0-0-1	James Millikin	1-2	Rice	11-17
Baylor	32-39-1	Jamestown	1-0-2	Richmond	3-1
Bellevue College	3-0	Kansas	150-103-2	Rutgers	13-11
Beloit	0-3	Kansas State	173-117	St. Cloud State	12-5
Benedictine	4-0	Kent State	1-0	St. John's	8-1
Binghamton	1-0	Knox College	1-0	St. Louis	1-2
Bowling Green	1-0	Lamar	1-8	St. Mary's (Calif.)	0-2
Boston College	3-0	Lewis-Clark State	2-2	St. Mary's (Kan.)	2-4
Bradley	1-2	Liberty Baptist	1-0	St. Mary's (Texas)	0-1
Briar Cliff	4-0	Lincoln Giants	0-1	St. Thomas	1-2
Brigham Young	6-6	Lincoln League	1-10-1	Sam Houston State	2-9
Buena Vista	9-1	Long Beach State	3-4	San Diego	2-5-1
Butler	1-0	Louisiana-Lafayette	6-3-1	San Diego State	4-8
California	4-6	Louisiana-Monroe	1-0	San Francisco	0-1
Cal Irvine	4-4	Louisiana State	0-1	San Jose	0-1
Cal Poly	12-2	Louisiana Tech	13-6-1	Santa Clara	0-3
Cal Poly-Pomona	1-1	Louisville	4-2	Seton Hall	4-0
Cal Riverside	10-5	Loyola Marymount	6-3	Simpson College	1-0
Cal State Bakersfield	2-5	Lubbock Christian	3-0	SIU-Edwardsville	1-0
Cal State Fullerton	1-9	Luther College	6-5	Sioux Falls College	2-0
Cal State Northridge	6-4	Manhattan (Kan.)	2-0	South Alabama	5-1
Cedar Rapids	0-1	Manhattan (N.Y.)	0-1	South Bend	0-1
Centenary	4-1	Mankato State	2-2	South Carolina	0-1
Central Michigan	2-0	Marist	1-0	South Dakota	17-1
Central Missouri	2-0	Maryland	9-12	South Dakota State	18-4
Chaminade	4-0	McLennan College	2-0	Southeast Missouri State	3-0
Charleston Southern	1-0	McNeese State	3-0	Southern California	2-2
Chicago University	0-1-1	Meji-Japan	1-0	Southern California College	0-1
Chicago State	3-0	Memphis	1-1	Southern Colorado	0-1
Cincinnati	1-0	Miami (Fla.)	2-0	Southern Illinois	3-1
Clemson	1-2	Miami (Ohio)	1-0	Southern Methodist	3-4
Coastal Carolina	0-2	Michigan	19-16	Southern Miss.	0-1
College of Charleston	7-2	Michigan State	20-11	Southern Utah	6-0
Colorado	42-30	Michigan Tech	0-1	Southwest Minnesota State	1-0
Colorado State	14-2	Minnesota	39-33	Southwest Tech	0-1
Columbia	3-1	Mississippi	0-1	Stanford	2-6
Concordia (Neb.)	6-3	Mississippi State	0-2	Stetson	2-0
Connecticut	1-2	Missouri	108-146	Still College	1-0
Cornell	3-1	Missouri State	7-5	Tabor	1-0
Cotner College	3-1	Missouri State Tech	0-2	Tarkio College	6-0
Council Bluffs	0-1	Missouri Western	21-1	Texas	31-31
Creighton	87-61-2	Missouri Wesleyan	1-0	Texas A&M	22-28
Dallas	3-0	Monmouth	1-1	Texas A&M-Corpus Christi	5-2
Dallas Baptist	1-1	Morningside	15-3	Texas-Arlington	0-2
Dallas University	2-0	Mount Marty	2-0	Texas Christian	3-7
Dana	13-1	Navy	1-0	Texas-El Paso	1-0
Dartmouth	2-0	Nebraska City Argosies	0-1	Texas Lutheran	1-3
David City	1-0	Nebraska Indians	4-3	Texas-Pan American	4-0
Delaware	1-0	Nebraska Kearney	47-1	Texas-San Antonio	4-1
Denver	0-1	Nebraska School of Agriculture	2-1	Texas State	2-2
Des Moines	1-0	Nebraska Wesleyan	12-3	Texas Tech	32-22
Doane	5-0	Nevada	5-2	Texas Wesleyan	0-2
Drake	10-4	New Mexico	21-8	The Citadel	1-3
Eastern Kentucky	0-1	New Mexico State	9-3	Tokai-Japan (Exh.)	1-1
Eastern Illinois	1-0	Niagara	1-0	Toledo	2-1
Eastern Michigan	4-0	Nicholls State	8-2	Tulane	1-2
Elon	1-0	Nittaidai (Exh.)	1-1	Tulsa	16-5
Emporia State	0-1	NJIT	1-0	UCLA	2-6
Evansville	2-2	North Carolina	1-0	Ulysses	0-2
Florida	0-1	North Carolina State	1-0	UNLV	10-18
Florida Atlantic	1-0	North Dakota	7-0	Upper Iowa	0-1
Florida Gulf Coast	3-0	North Dakota State	8-1	Utah	7-3
Florida State	0-1	North Texas	2-0	Vanderbilt	1-0
Fort Hays State	9-1	Northeastern Illinois	1-0	Wabash	0-1
Fort Riley	0-2	Northern Illinois	1-0	Wahoo	2-0
Fresno State	9-10	Northern Colorado	50-7	Wake Forest	1-1
Friends	4-0	Northern Illinois	2-0	Washburn	9-1
George Washington	2-0	Northern Iowa	23-3	Washington	6-3
Georgia Tech	0-1	Northwest Missouri State	21-2	Washington (Mo.)	3-6
Gonzaga	1-4	Northwestern	20-12	Washington State	4-2
Grand Canyon	3-1	Northwestern (Iowa)	2-0	Wayne State (Neb.)	38-3
Grinnell	5-2	Northwestern State (La.)	5-2	West Virginia	1-1
Hardin-Simmons	3-3	Notre Dame	3-11	Western Carolina	1-3
Haskell	9-2	Offutt AFB	1-0	Western Illinois	25-0
Hastings College	5-2	Ohio State	22-15	Wichita State	27-26
Hawaii	9-15	Oklahoma	101-148-2	William Jewell College	2-0
Hawaii-Hilo	8-2	Oklahoma City	3-1	Wisconsin	0-1
Hawaii-Pacific	6-3	Oklahoma State	69-115	Wisconsin-Milwaukee	17-1
Highland Park	3-5	Omaha	64-14	Wright State	1-0
Holy Cross	0-1	Omaha League	1-16	Wymore	1-0
Houston	27-31-1	Omaha Originals	2-0	Wyoming	13-4
		Omaha YMCA	1-0	Yale	0-1
		Oral Roberts	17-21	York College	4-0

Individual Game Records

Hits

6	Gene Torczon vs. Tulsa	4/5/58
6	Marc Sagmoen vs. Jamestown	3/13/92
6	Darin Erstad vs. Missouri	4/2/95
6	Francis Collins vs. Nebraska-Omaha	4/25/96
6	John Cole vs. Kansas State	5/16/99
6	Steve Edlefsen vs. Iowa	4/11/06

At Bats (any game)

10	Jim Smith vs. Colorado (22 inn.)	4/24/74
----	----------------------------------	---------

At Bats (nine innings)

8	Alvie Shepherd vs. Washington	3/20/95
8	Patrick Johnson vs. Washington	3/20/95

Home Runs

3	Bob Cerv vs. Iowa State	5/13/50
3	Steve Stanicek vs. Bellevue College	4/28/82
3	Dan Johnson vs. Texas A&M	4/22/00
3	Dan Johnson at Southern Utah (DH 1)	3/6/01
3	Garrett Anglim vs. Iowa	5/1/22

Home Runs in an Inning

2	Marc Sagmoen vs. St. John's (1st)	3/20/93
2	Matt Hopper vs. Western Illinois (2nd)	4/18/00
2	Curtis Ledbetter vs. South Dakota State (4th)	3/13/05
2	Brandon Fusilier vs. South Dakota State (4th)	3/13/05

Triples

3	Dan Boever vs. Benedictine	3/8/83
3	Shawn Buchanan vs. Wayne State	2/12/90

Doubles

3	Bobby Reynolds vs. Kansas State	4/16/52
3	Burt Beattie vs. Stetson	3/22/86
3	Mate Borgogno vs. Missouri	5/7/88
3	Joe Federico vs. Missouri	5/7/88
3	Kevin Jordan vs. Northern Colorado	4/14/90
3	Sean McKenna vs. Missouri	4/29/90
3	Jed Dalton vs. Creighton	4/13/95
3	Jed Dalton vs. Oklahoma	5/6/95
3	Francis Collins vs. South Dakota	3/20/97
3	Francis Collins vs. Kansas State	4/5/97
3	Justin Cowan vs. Jacksonville State	2/21/99
3	Will Bolt vs. Arkansas	3/15/00
3	Curtis Ledbetter vs. South Dakota	4/23/03
3	Alex Gordon vs. West Virginia	3/7/04
3	Andrew Brown vs. Missouri	3/25/07
3	DJ Belfonte vs. Creighton	5/18/10
3	Cody Asche vs. Missouri State	2/20/11
3	Cody Asche vs. Missouri	5/21/11
3	Michael Pritchard vs. St. John's	3/9/14
3	Angelo Altavilla vs. Utah	2/24/17
3	Joe Acker vs. Maryland	4/9/21
3	Casey Burnham vs. Vanderbilt	3/3/23

Runs Scored

7	Jim Bailey vs. Chicago State	3/16/99
7	Ken Harvey vs. Chicago State	3/16/99

Runs Batted In

10	Gene Torczon vs. Tulsa	4/5/58
10	Craig Moore vs. Chicago State	3/16/99

Stolen Bases

5	Bob Cerv vs. Iowa State	5/13/50
5	Jeff Carter vs. Iowa State	4/11/83
5	Scott Hooper vs. Northwestern (Iowa)	4/24/84

Walks Drawn

5	Tom Novak vs. Denver College	4/18/49
5	Jim Bailey vs. Chicago State	3/16/99
5	Cam Chick at Ohio State	4/3/22

Innings Pitched

13	Dennis O'Doherty vs. Colorado	4/26/74
----	-------------------------------	---------

Strikeouts by a Pitcher

17	Brent Frieauf vs. St. Cloud State	3/24/83
17	Shane Komine vs. Kansas	4/8/00

Strikeouts by a Relief Pitcher

16	Shane Komine vs. Iowa State	4/18/99
----	-----------------------------	---------

Individual Season Records

Games Played	72	Alex Gordon, 2005
At Bats	294	Jeff Leise, 2002
Runs	100	Ken Ramos, 1988
Hits	109	Francis Collins, 1997
	109	Jeff Leise, 2002
Total Bases	201	Jed Morris, 2002
Doubles	27	Cody Asche, 2011
Triples	9	Shawn Buchanan, 1990
Home Runs	25	Dan Johnson, 2001
RBIs	90	Mike Duncan, 1985
	90	Jed Morris, 2002
Walks	91	Bobby Benjamin, 1988
Batting Average	.478	Shane Komine, 1999
Longest Hit Streak	38	Francis Collins, 1996
Stolen Bases	60	Scott Hooper, 1984
Slugging Percentage	.930	Steve Stanicek, 1982
Fielding Percentage	1.000	18 players

		most recent, Charlie Fischer (2023)
Innings Pitched	131.2	Shane Komine, 2001
Appearances	36	Mike Bellows, 1994
Complete Games	9	Troy Brohawn, 1993
Starts	18	Joba Chamberlain, 2005
	18	Shane Komine, 2001
Shutouts	4	Jamie Rodrigue, 2000
Strikeouts	159	Shane Komine, 2000
Scoreless Innings	33.1	Justin Pekarek, 2004
Earned Run Average	0.95	Ray Novak, 1955
Wins	14	Shane Komine, 2001
Losses	8	Pat Driscoll, 1997
	8	Shay Schanaman, 2022
Conference Wins	8	Shane Komine, 2001
	8	Troy Brohawn, 1993
Saves	16	Brett Jensen, 2004
Winning Pct.	1.000	13 Players (min. 5 wins)
		most recent, Koty Frank (2022, 5-0)

Individual Career Records

Games Played	254	Matt Hopper, 2000-03
Games Started	247	Matt Hopper, 2000-03
At Bats	966	Matt Hopper, 2000-03
Runs Scored	246	Matt Hopper, 2000-03
Hits	338	Matt Hopper, 2000-03
Total Bases	591	Matt Hopper, 2000-03
Doubles	56	Will Bolt, 1999-02
Triples	21	Shawn Buchanan, 1988-91
Home Runs	64	Matt Hopper, 2000-03
Walks Drawn	223	Bobby Benjamin, 1988-90
RBIs	271	Matt Hopper, 2000-03
Batting Average	.451	Marc Sagmoen, 1992-93
Stolen Bases	103	Jeff Carter, 1982-85
Slugging Pct.	.791	Dan Johnson, 2000-01
Innings	431.0	Shane Komine, 1999-02
Appearances	92	Jeff Chesnut, 2013-16
Complete Games	18	Shane Komine, 1999-02
Starts	59	Shane Komine, 1999-02
Shutouts	6	Jamie Rodrigue, 2000-03
Strikeouts	510	Shane Komine, 1999-02
ERA (min. 40 inn.)	1.78	Ben Amaya, 1982-83
Wins	41	Shane Komine, 1999-02
Losses	17	Dan Buehrer, 1973-76
Saves	33	Josh Roeder, 2013-15

Team Game Records

Category	No.	Opponent, Date
Longest Game by Innings	22	Colorado 2, Nebraska 1, 4/26/74
At Bats	77	vs. Colorado, 4/26/74
Runs Scored	50	vs. Chicago State, 3/16/99
Opponent Runs Scored	37	vs. Oklahoma State, 4/8/95
Margin of Victory	47	50-3 vs. Chicago State, 3/16/99
Combined Runs	55	Okla. State 37, Nebraska 18, 4/8/95
Runs Scored in an Inning	17	vs. Washington (4th), 3/20/95
Hits	35	vs. Chicago State, 3/16/99
Doubles	11	vs. Creighton, 5/18/10
Triples	6	vs. Wayne State, 3/1/85
Home Runs	9	vs. Chicago State, 3/16/99
Total Bases	73	vs. Chicago State, 3/16/99
RBI's	48	vs. Chicago State, 3/16/99
RBI's, Both Teams	51	vs. Chicago State, 3/16/99
Walks	19	vs. Northwest Missouri State, 3/4/87
	19	vs. Fort Hays State, 3/18/89
Stolen Bases	13	vs. Nebraska-Omaha, 3/16/95
Strikeouts by Nebraska	21	vs. UCLA, 3/5/11
Strikeouts of Opponent	22	UL-Lafayette (15 inn.), 2/20/09
Walks Allowed	20	vs. Wichita State, 4/8/87
Hits Allowed	26	vs. Oklahoma State, 4/8/95

Season Team Records

Category	No.	Year
Games Played	72	2005
Wins	57	2005
Winning Percentage	.791 (57-15)	2005
Consecutive Wins	26	1983
Losses	35	1997
Batting Average	.339	1985
Slugging Percentage	.548	1985
At Bats	2,448	2005
Runs Scored	676	1985
Hits	787	2001
Doubles	154	2002
Triples	38	1980
Home Runs	97	2024
Total Bases	1,228	1985
RBI's	603	1985
Walks	565	1988
Stolen Bases	196	1984
Strikeouts	534	2024
Double Plays Turned	80	1988
Lowest ERA	2.64	1965
Complete Games	31	1980
Innings Pitched	643.0	2005
Strikeouts of Opponent	538	2005
Shutouts	15	1979
Consecutive Scoreless Innings	43.1	2004
Saves	23	2005
Fielding Percentage	.981	2013

Season Batting Records

Batting Average

No.	Mark	Player	Year
1.	.478	Ken Harvey	1999
2.	.459	Steve Smith	1959
3.	.454	Marc Sagmoen	1993
4.	.449	Steve Stanicek	1982
5.	.446	Don Brown	1955
	.446	Marc Sagmoen	1992
7.	.444	Bob Cerv	1950
8.	.424	Francis Collins	1996
9.	.421	Todd Sears	1997
10.	.418	John Cole	2001

Slugging Percentage

No.	Mark	Player	Year
1.	.930	Steve Stanicek	1982
2.	.862	Ken Harvey	1999
3.	.859	Marc Sagmoen	1993
4.	.849	Dan Johnson	2000
5.	.814	Joe Federico	1989
6.	.773	Darin Erstad	1995
7.	.770	Max Anderson	2023
8.	.754	Alex Gordon	2004
9.	.752	Dan Johnson	2001
10.	.747	Dan Boever	1983

On-Base Percentage

No.	Mark	Player	Year
1.	.573	Marc Sagmoen	1993
2.	.569	Steve Stanicek	1982
3.	.558	Ken Harvey	1999
4.	.543	Todd Sears	1997
5.	.540	Terrance Batiste	1988
6.	.530	Val Primante	1979
7.	.526	Bob Munson	1973
8.	.520	Ben Amaya	1983
9.	.519	Francis Collins	1996
10.	.518	Alex Gordon	2005

At Bats

No.	Mark	Player	Year
1.	294	Jeff Leise	2002
2.	288	Curtis Ledbetter	2005
3.	284	Francis Collins	1997
4.	277	Joe Simokaitis	2005
5.	272	Jed Morris	2002
6.	271	Jeff Leise	2003
7.	267	Adam Stern	2001
8.	264	Jed Dalton	1995
9.	261	Burt Beattie	1985
10.	258	Ken Ramos	1988

Hits

No.	Mark	Player	Year
1.	109	Francis Collins	1997
	109	Jeff Leise	2002
3.	107	Ken Harvey	1999
4.	104	Jed Morris	2002
5.	103	Darin Erstad	1995
6.	101	Max Anderson	2023
7.	100	Paul Meyers	1985
	100	John Cole	2001
9.	98	Todd Sears	1997
10.	96	Ken Ramos	1988

Singles

No.	Mark	Player	Year
1.	86	Francis Collins	1997
2.	79	Francis Collins	1996
3.	78	Jeff Leise	2002
4.	75	Joe Simokaitis	2005
5.	72	Michael Pritchard	2012
6.	70	John Cole	2001
	70	Pat Kelly	2013
8.	69	Larry Mims	1985
	69	Chad Christensen	2013
10.	68	Ken Harvey	1999

Doubles

No.	Mark	Player	Year
1.	27	Cody Asche	2011
2.	26	Mike Duncan	1985
	26	Jed Morris	2002
4.	24	Burt Beattie	1986
	24	Derek Dukart	1994
6.	23	Justin Cowan	2000
7.	22	Dan Boever	1983
	22	Jed Dalton	1995
	22	Alvie Shepherd	1995
	22	Gabe Garcia	1997
	22	Alex Gordon	2005
	22	Daniel Bruce	2005
	22	Ryan Wehrle	2006

Triples

No.	Mark	Player	Year
1.	9	Shawn Buchanan	1990
2.	8	Roger Hill	1981
	8	Dan Boever	1983
	8	Jeff Leise	2002
5.	7	Bob Gebler	1978
	7	Steve Oakley	1978
	7	Pete O'Brien	1979
	7	Harold Bright	1982
	7	Larry Mims	1986
	7	Ken Sirak	1988
	7	Shawn Buchanan	1991
	7	Darin Erstad	1995
	7	Matt Meyer	1996
	7	Will Bolt	1999
	7	Jeff Leise	2003

Home Runs

No.	Mark	Player	Year
1.	25	Dan Johnson	2001
2.	23	Ken Harvey	1999
	23	Jed Morris	2002
4.	22	Matt Hopper	2003
5.	21	Bobby Benjamin	1988
	21	Dan Johnson	2000
	21	Matt Hopper	2000
	21	Max Anderson	2023
9.	20	Steve Stanicek	1982
	20	Brice Matthews	2023

Extra-Base Hits

No.	Mark	Player	Year
1.	50	Jed Morris	2002
2.	46	Darin Erstad	1995
3.	45	Alex Gordon	2005
4.	44	Steve Stanicek	1982
5.	43	Mike Duncan	1985
	43	Max Anderson	2023
7.	42	Dan Boever	1983
	42	Marc Sagmoen	1993
9.	41	Alex Gordon	2004
10.	40	Cody Asche	2011

Total Bases

No.	Mark	Player	Year
1.	201	Jed Morris	2002
2.	194	Darin Erstad	1995
3.	193	Ken Harvey	1999
4.	188	Max Anderson	2023
5.	181	Alex Gordon	2005
6.	178	Paul Meyers	1985
7.	176	Marc Sagmoen	1993
8.	173	Todd Sears	1997
	173	Dan Johnson	2001
10.	172	Steve Stanicek	1982
	172	Jeff Leise	2002

Runs Scored

No.	Mark	Player	Year
1.	100	Ken Ramos	1988
2.	99	Larry Mims	1985
3.	86	Paul Meyers	1985
4.	85	Jeff Carter	1985
5.	84	Darin Erstad	1995
6.	83	Francis Collins	1997
7.	79	Alex Gordon	2005
8.	78	Todd Sears	1997
9.	77	Ken Harvey	1999
	77	Dan Johnson	2001

Runs Batted In

No.	Mark	Player	Year
1.	90	Mike Duncan	1985
	90	Jed Morris	2002
3.	86	Paul Meyers	1985
	86	Ken Harvey	1999
	86	Dan Johnson	2001
6.	85	Matt Hopper	2001
7.	79	Marc Sagmoen	1993
	79	Todd Sears	1997
9.	78	Bobby Benjamin	1988
10.	76	Darin Erstad	1995

Stolen Bases

No.	Mark	Player	Year
1.	60	Scott Hooper	1984
2.	46	Ken Ramos	1989
3.	43	Jeff Carter	1984
4.	41	Jeff Carter	1985
	41	Eddie Anderson	1990
6.	37	Larry Mims	1986
7.	36	Chris Chavez	1981
8.	35	Jamal Strong	2000
9.	34	Ken Ramos	1988
	34	Jamal Strong	1999

Walks

No.	Mark	Player	Year
1.	91	Bobby Benjamin	1988
2.	81	Jeff Carter	1985
3.	72	Larry Mims	1985
4.	68	Ken Ramos	1988
5.	66	Bobby Benjamin	1989
	66	Bobby Benjamin	1990
7.	65	Val Primante	1979
8.	63	Dan Johnson	2001
	63	Alex Gordon	2005
10.	62	Todd Sears	1997

Sacrifice Flies

No.	Mark	Player	Year
1.	12	Jed Morris	2002
2.	8	Burt Beattie	1985
	8	Ken Ramos	1988
	8	Bill Vosik	1990
	8	Angelo Altavilla	2017
6.	7	Joe Scherger	1980
	7	Mike Duncan	1985
	7	Brian McArn	1990
	7	Brandt Vlieger	1999
	7	Justin Cowan	2000
	7	John Grose	2002
	7	Pat Kelly	2014

Strikeouts

No.	Mark	Player	Year
1.	70	Bobby Benjamin	1988
2.	69	Matt McKay	1993
3.	66	Bobby Benjamin	1989
4.	64	Matt McKay	1994
5.	63	Dylan Carey	2024

6.	57	Joe Federico	1987
	57	Jaxon Hallmark	2018
8.	56	Rich King	1986
	56	Andy Sawyers	1997
	56	Matt Hopper	2002
	56	Brice Matthews	2022

Hit By Pitch

No.	Mark	Player	Year
1.	28	Daniel Bruce	2002
2.	26	Riley Silva	2024
3.	24	Corey Miller	1996
4.	21	Derek Dukart	1994
	21	Dave Crain	1995
	21	Kash Kalkowski	2013
	21	Casey Burnham	2023
8.	18	Brandt Vlieger	2000
	18	DJ Belfonte	2007
	18	Bryan Peters	2010
	18	Bryan Peters	2011

Games Played

No.	Mark	Player	Year
1.	72	Alex Gordon	2005
2.	71	Bobby Benjamin	1988
	71	Ken Ramos	1988
	71	Curtis Ledbetter	2005
5.	69	Jeff Carter	1985
	69	Burt Beattie	1985
	69	Larry Mims	1985
	69	Joe Simokaitis	2005
	69	Daniel Bruce	2005
10.	68	Rich King	1985
	68	Sean Buchanan	1990
	68	Bobby Benjamin	1990
	68	Kevin Jordan	1990
	68	Jed Morris	2002

Season Pitching Records**Starts**

No.	Mark	Player	Year
1.	18	Shane Komine	2001
	18	Joba Chamberlain	2005
3.	17	Pat Leinen	1988
	17	Tom Bergan	1994
	17	Scott Fries	1999
	17	Shane Komine	2000
7.	16	Jamie Rodrigue	2002
	16	Aaron Marsden	2003
	16	Zach Kroenke	2005
	16	Johnny Dorn	2007
	16	Chance Sinclair	2014
	16	Brett Sears	2024

Appearances

No.	Mark	Player	Year
1.	36	Mike Bellows	1994
2.	35	Dave Matranga	1991
3.	34	Dave Matranga	1990
4.	33	Brett Jensen	2005
5.	32	Spencer Van Linge	1997
6.	31	McGraw Milhaven	1988
	31	Zach Hirsch	2014
	31	Jeff Chesnut	2015
9.	30	Gary Nolting	1978
	30	Dylan Vogt	2013
	30	Jeff Chesnut	2016

Earned Run Average (min. 40 IP)

No.	Mark	Player	Year
1.	1.29	Bill McGuire	1984
2.	1.42	Jake Meyers	2016
3.	1.72	Zach Hirsch	2014
4.	1.75	Kirk Eymann	1977
5.	1.77	Al Furby	1967
6.	1.81	Kyle Kubat	2013
7.	1.84	Dylan Vogt	2012
8.	1.85	Reece Eddins	2016
9.	1.88	Roger Webb	1984
10.	1.96	Brett Jensen	2005

Wins

No.	Mark	Player	Year
1.	14	Shane Komine	2001
2.	13	Troy Brohawn	1993
3.	12	Johnny Dorn	2005
4.	11	Shane Komine	2000
5.	10	Phil Harrison	1984
	10	Pat Leinen	1988
	10	Dave Matranga	1990
	10	Shane Komine	2002
	10	Quinton Robertson	2003
	10	Joba Chamberlain	2005
	10	Johnny Dorn	2006
	10	Tony Watson	2006

Losses

No.	Mark	Player	Year
1.	8	Pat Driscoll	1997
	8	Shay Schanaman	2022
3.	7	Dave Buehrer	1974
	7	Dale Kistaitis	1989
	7	Tom Bergan	1994
	7	Scott Fries	1999
	7	Charlie Shirek	2007
	7	Chance Sinclair	2015
	7	Luis Alvarado	2018
10.	6	Numerous players tied	

Saves

No.	Mark	Player	Year
1.	16	Brett Jensen	2005
2.	15	Josh Roeder	2015
3.	13	Brett Jensen	2006
	13	Chad Luensmann	2016
	13	Jake Hohensee	2018
	13	Colby Gomes	2019
7.	12	Josh Roeder	2014
8.	11	Thom Ott	2001
9.	10	Mike Bellows	1994
	10	Luis Alvarado	2017
	10	Spencer Schwellenbach	2021

Innings Pitched

No.	Mark	Player	Year
1.	131.2	Shane Komine	2001
2.	124.2	Shane Komine	2000
3.	118.2	Joba Chamberlain	2005
4.	115.0	Aaron Marsden	2003
5.	111.0	Troy Brohawn	1993
6.	108.0	Steve Fish	1997
7.	106.1	Johnny Dorn	2008
8.	104.0	Zach Kroenke	2004
	104.0	Johnny Dorn	2005
	104.0	Brett Sears	2024

Strikeouts

No.	Mark	Player	Year
1.	159	Shane Komine	2000
2.	157	Shane Komine	2001
3.	130	Joba Chamberlain	2005
4.	123	Troy Brohawn	1993
5.	115	Shane Komine	2002
6.	113	Aaron Marsden	2003
7.	102	Joba Chamberlain	2006
	102	Johnny Dorn	2008
9.	98	Phil Harrison	1986
10.	95	Mike Zajeski	1992

Walks

No.	Mark	Player	Year
1.	74	Mark Davis	1985
2.	72	Phil Harrison	1986
3.	66	Cody Winget	1994
4.	64	Bob Sebra	1981
	64	Phil Harrison	1984
6.	59	Jeff Mays	1985
7.	58	Phil Goguen	1987
8.	56	John Lepley	1985
	56	Troy Brohawn	1993
10.	53	Doug Tegtmeier	1989

Hits Allowed

No.	Mark	Player	Year
1.	129	Shane Komine	2001
2.	126	Roger Webb	1985
	126	Pat Driscoll	1997
4.	124	Josh Bullock	1992
5.	122	Scott Fries	1999
6.	119	Tom Bergan	1994
7.	112	Brian Martin	1993
8.	111	Steve Fish	1997
9.	110	Aaron Marsden	2003
10.	107	Jamie Rodrigue	2002

Complete Games

No.	Mark	Player	Year
1.	9	Troy Brohawn	1993
2.	8	Tim Burke	1980
	8	Cliff Faust	1980
	8	Steve Fish	1997
5.	7	Kirk Eymann	1977
	7	Steve Gehrke	1981
	7	Pat Leinen	1989
	7	Shane Komine	2001
9.	6	Jeff Costello	1978
	6	Steve Gehrke	1980
	6	Todd Oakes	1982
	6	Roger Webb	1985
	6	Phil Harrison	1986
	6	Shane Komine	2000

Shutouts

No.	Mark	Player	Year
1.	4	Jamie Rodrigue	2000
2.	3	Stan Bahnsen	1965
	3	Gary Neibauer	1966
4.	2	Phil Harrison	1984
	2	Shane Komine	2000
	2	Jamie Rodrigue	2002
	2	Aaron Marsden	2002
	2	Tom Lemke	2010
9.	1	Numerous players tied	

Wild Pitches

No.	Mark	Player	Year
1.	18	Phil Goguen	1987
	18	John Kohli	1987
3.	17	Cody Winget	1994
4.	14	John Lepley	1988
	14	Alvie Shepherd	1995
6.	13	Jeff Strasser	1994
7.	12	Doug Tegtmeier	1988
	12	Alvie Shepherd	1993
	12	Justin Gomes	1995
10.	11	Armando Garza	1990
	11	Josh Bullock	1991
	11	Jeff Nollette	1993
	11	Shane Komine	2001
	11	Zach Kroenke	2004

Hit Batters

No.	Mark	Player	Year
1.	17	Johnny Dorn	2008
2.	16	Aaron Marsden	2002
3.	14	Johnny Dorn	2007
	14	Mike Nesseth	2009
	14	Shay Schanaman	2023
6.	13	Alvie Shepherd	1993
	13	Jonas Armenta	1996
	13	Luis Alvarado	2018
9.	12	Steve Fish	1996
	12	Drew Christo	2024

Winning Percentage (Minimum five wins)

No.	Pct.	Player	Year
1.	1.000	Troy Brohawn (13-0)	1993
	1.000	Shane Komine (10-0)	2002
	1.000	Brian Duensing (8-0)	2005
	1.000	Steve McManaman (6-0)	1977
	1.000	Roger Webb (6-0)	1984
	1.000	Chris Knust (5-0)	1982
	1.000	Tom Holmes (5-0)	1982
	1.000	Paul Henry (5-0)	1988
	1.000	John Izumi (5-0)	1992
	1.000	Steve Hale (5-0)	2001
	1.000	Brett Jensen (5-0)	2006
	1.000	Kyle Kubat (5-0)	2013

Season Fielding Records**Putouts**

No.	Mark	Player	Year
1.	655	Curtis Ledbetter	2005
2.	551	Todd Sears	1997
3.	549	Bobby Benjamin	1990
4.	533	Brandon Buckman	2006
5.	526	Mike Duncan	1984
6.	507	Matt Hopper	2002
7.	494	Kash Kalkowski	2013
8.	488	Matt Hopper	2003
9.	481	Kurt Farmer	2011
10.	475	Pete O'Brien	1979

Assists

No.	Mark	Player	Year
1.	222	Joe Simokaitis	2005
2.	198	Jake Schleppenbach	2016
3.	194	Joe Simokaitis	2003
	194	Steven Reveles	2016
5.	192	Jake Schleppenbach	2017
6.	189	Pat Kelly	2014
7.	185	Bryan Schmidt	1997
8.	183	Darin Petersen	1994
9.	181	Ken Sirak	1988
10.	175	Chad Christensen	2011
	175	Pat Kelly	2013

Errors

No.	Mark	Player	Year
1.	38	Larry Mims	1985
2.	32	Burt Beattie	1985
3.	31	Jeff Carter	1984
4.	29	Curtiss Heflin	1986
5.	25	Ken Sirak	1988
6.	24	John Russo	1978
	24	Ben Amaya	1983
8.	23	Dan Boever	1982
	23	Darin Petersen	1992
	23	Tim Seaton	1992

Fielding Percentage (Minimum 100 chances)

No.	Mark	Player	Year
1.	1.000	Arnold Placke	1969
	1.000	Stan Haas	1980
	1.000	Scott Hooper	1983
	1.000	Eddie Anderson	1990
	1.000	Jed Dalton	1993
	1.000	Marc Sagmoen	1993
	1.000	Jed Dalton	1994
	1.000	Adam Shabala	2000
	1.000	Bubbs Merrill	2003
	1.000	Brandon Buckman	2005
	1.000	Tyler Farst	2008
	1.000	Adam Bailey	2010
	1.000	Rich Sanguinetti	2013
	1.000	Chad Christensen	2013
	1.000	Taylor Fish	2014
	1.000	Jake Meyers	2016
	1.000	Alex Henwood	2018
	1.000	Charlie Fischer	2023

Career Batting Records

Batting Average

No.	Mark	Player	Years
1.	.451	Marc Sagmoen	1992-93
2.	.426	Ken Harvey	1997-99
3.	.409	Don Brown	1954-56
4.	.401	Francis Collins	1996-97
5.	.387	Todd Sears	1995-97
6.	.380	John Cole	1999-01
7.	.370	Ken Ramos	1987-89
8.	.369	Brian McArn	1990-91
9.	.367	Jed Morris	2001-02
10.	.364	Dan Johnson	2000-01
11.	.363	Bill Vosik	1990-91
12.	.360	Mate Borgogno	1988
13.	.359	Bob Munson	1970-73
	.359	Steve Stanicek	1980-82
15.	.358	Dan Boever	1982-83
16.	.357	Mark Kister	1985-87
17.	.356	Darin Erstad	1993-95
18.	.355	Adam Shabala	1999-00
19.	.353	Alex Gordon	2003-05
20.	.351	Matt Meyer	1995-96
	.351	Richard Stock	2012
	.351	Michael Pritchard	2011-14
	.351	Max Anderson	2021-23

Slugging Percentage

No.	Mark	Player	Years
1.	.791	Dan Johnson	2000-01
2.	.782	Marc Sagmoen	1992-93
3.	.736	Ken Harvey	1997-99
4.	.715	Steve Stanicek	1980-82
5.	.688	Dan Boever	1982-83
6.	.674	Jed Morris	2001-02
7.	.657	Alex Gordon	2003-05
8.	.655	Jeff Hedman	1998-99
9.	.649	Joe Federico	1987-88
10.	.648	Mike Duncan	1984-85

At Bats

No.	Mark	Player	Years
1.	966	Matt Hopper	2000-03
2.	922	Will Bolt	1999-02
3.	881	Jeff Leise	2000-03
4.	871	Joe Simokaitis	2002-05
5.	836	Darin Petersen	1992-95
6.	799	DJ Belfonte	2007-10
7.	794	Ben Miller	2014-17
8.	788	Chad Christensen	2010-13
	788	Scott Schreiber	2015-18
10.	787	Daniel Bruce	2002-05

Hits

No.	Mark	Player	Years
1.	338	Matt Hopper	2000-03
2.	305	Jeff Leise	2000-03
3.	281	Will Bolt	1999-02
4.	261	Darin Erstad	1993-95
5.	259	Scott Schreiber	2015-18
6.	251	Michael Pritchard	2001-14
7.	250	Paul Meyers	1984-86
8.	249	Joe Simokaitis	2002-05
9.	248	Jed Dalton	1992-95
10.	247	Chad Christensen	2010-13

Doubles

No.	Mark	Player	Years
1.	56	Will Bolt	1999-02
2.	55	Matt Hopper	2000-03
	55	Daniel Bruce	2002-05
4.	53	Alex Gordon	2003-05
5.	47	Jed Dalton	1992-95
	47	Curtis Ledbetter	2003-05
7.	46	Darin Erstad	1993-95
	46	Todd Sears	1995-97
	46	Cody Asche	2009-11
10.	45	Paul Meyers	1984-86
	45	Michael Pritchard	2011-14

Triples

No.	Mark	Player	Years
1.	21	Shawn Buchanan	1988-91
2.	20	Jeff Leise	2000-03
3.	18	Joe Scherger	1977-80
4.	16	Steve Stanicek	1980-82
	16	Ken Sirak	1987-89
	16	Ken Ramos	1989-90
7.	14	Roger Hill	1981-82
8.	13	Matt Meyer	1995-96
	13	Will Bolt	1999-02
10.	11	Alex Gordon	2003-05

Home Runs

No.	Mark	Player	Years
1.	64	Matt Hopper	2000-03
2.	48	Bobby Benjamin	1988-90
3.	46	Dan Johnson	2000-01
4.	44	Alex Gordon	2003-05
	44	Scott Schreiber	2015-18
6.	42	Steve Stanicek	1980-82
7.	41	Darin Erstad	1993-95
8.	38	Max Anderson	2021-23
9.	36	Paul Meyers	1984-86
10.	35	Ken Harvey	1997-99

Total Bases

No.	Mark	Player	Years
1.	591	Matt Hopper	2000-03
2.	463	Jeff Leise	2000-03
3.	447	Alex Gordon	2003-05
4.	446	Darin Erstad	1993-95
5.	441	Scott Schreiber	2015-18
6.	421	Paul Meyers	1984-86
7.	405	Steve Stanicek	1980-82
8.	396	Will Bolt	1999-02
9.	395	Max Anderson	2021-23
10.	391	Todd Sears	1995-97

Runs Scored

No.	Mark	Player	Years
1.	246	Matt Hopper	2000-03
2.	210	Jeff Leise	2000-03
3.	204	Ken Ramos	1987-89
4.	198	Joe Scherger	1977-80
5.	197	Will Bolt	1999-02
6.	190	Jed Dalton	1992-95
7.	189	Todd Sears	1995-97
8.	188	Paul Meyers	1984-86
	188	Bobby Benjamin	1988-90
	188	Darin Erstad	1993-95
	188	Alex Gordon	2003-05

Runs Batted In

No.	Mark	Player	Years
1.	271	Matt Hopper	2000-03
2.	209	Paul Meyers	1984-86
3.	191	Todd Sears	1995-97
4.	189	Bobby Benjamin	1988-90
	189	Alex Gordon	2003-05
6.	182	Darin Erstad	1993-95
7.	173	Joe Scherger	1977-80
	173	Steve Stanicek	1980-82
9.	172	Scott Schreiber	2015-18
10.	165	Curtis Ledbetter	2003-05

Stolen Bases

No.	Mark	Player	Years
1.	103	Jeff Carter	1982-85
2.	90	Scott Hooper	1981-84
3.	89	Ken Ramos	1987-89
4.	69	Jamal Strong	1999-00
5.	67	Jed Dalton	1992-95
6.	63	Jeff Leise	2000-03
7.	61	Bob Cerv	1947-50
	61	Larry Mims	1985-86
9.	60	Paul Meyers	1984-86
10.	59	John Cole	1999-01

Walks

No.	Mark	Player	Years
1.	223	Bobby Benjamin	1988-90
2.	165	Jeff Carter	1982-85
3.	159	Matt Hopper	2000-03
4.	150	Ken Ramos	1987-89
5.	143	Todd Sears	1995-97
6.	142	Kurt Eubanks	1981-85
7.	139	Alex Gordon	2003-05
8.	137	Joe Scherger	1977-80
9.	120	Bill McGuire	1983-85
10.	115	Steve Stanicek	1980-82
	115	Rich King	1983-86

Hit by Pitch

No.	Mark	Player	Years
1.	67	Daniel Bruce	2002-05
2.	59	DJ Belfonte	2007-10
3.	47	Kash Kalkowski	2009-13
	47	Bryan Peters	2010-13
5.	46	Kale Kiser	2009-12
6.	37	Alex Gordon	2003-05
	37	Nick Sullivan	2006-09
8.	36	Jake Mort	2006-09
9.	34	Dave Crain	1994-95
10.	31	Jed Dalton	1992-95

Sacrifice Flies

No.	Mark	Player	Years
1.	16	Matt Hopper	2000-03
	16	Angelo Altavilla	2016-19
3.	14	Jed Dalton	1992-95
	14	Jed Morris	2001-02
	14	Jake Opitz	2005-08
6.	13	Will Bolt	1999-02
	13	DJ Belfonte	2007-10
8.	12	Joe Scherger	1977-80
	12	Steve Stanicek	1980-82
	12	John Cole	1999-01
	12	John Grose	2002-04

Games Played

No.	Mark	Player	Years
1.	254	Matt Hopper	2000-03
2.	251	Will Bolt	1999-02
3.	245	Daniel Bruce	2002-05
4.	238	Joe Simokaitis	2002-05
5.	229	Darin Petersen	1992-95
6.	227	Kurt Eubanks	1981-85
7.	225	Jake Opitz	2005-08
8.	222	Jeff Leise	2000-03
9.	220	DJ Belfonte	2007-10
10.	218	Bruce Wobken	1986-89

Career Pitching Records**Starts**

No.	Mark	Player	Years
1.	59	Shane Komine	1999-02
2.	58	Johnny Dorn	2005-08
3.	53	Jamie Rodrigue	2000-03
4.	47	Mike Zajeskis	1988-92
5.	43	Kyle Kubat	2012-15
	43	Matt Waldron	2016-19
7.	41	John Lepley	1985-89
	41	Josh Bullock	1990-92
	41	Zach Kroenke	2003-05
10.	40	Derek Burkamper	2014-17

Appearances

No.	Mark	Player	Years
1.	92	Jeff Chesnut	2013-16
2.	87	Steve Hale	1999-03
3.	82	Casey Hauptman	2008-11
4.	80	Brett Jensen	2004-06
5.	79	Dylan Vogt	2010-13
	79	Shay Schanaman	2019-23
7.	78	Jeff Anderson	1981-84
	78	Erik Bird	2006-09
9.	74	Zach Herr	2006-08
10.	73	Jonas Armenta	1994-97

Wins

No.	Mark	Player	Years
1.	41	Shane Komine	1999-02
2.	37	Johnny Dorn	2005-06
3.	30	Jeff Anderson	1981-84
4.	24	Mike Zajeski	1988-92
5.	23	Jamie Rodrigue	2000-03
6.	22	Cliff Faust	1977-80
	22	Tony Watson	2005-07
8.	21	R.D. Spiehs	1999-01
	21	Matt Waldron	2016-19
10.	20	Jim Sandstedt	1946-49
	20	Zach Kroenke	2003-05

Losses

No.	Mark	Player	Years
1.	20	Shay Schanaman	2019-23
2.	17	Dan Buehrer	1973-76
3.	16	Matt Waldron	2016-19
4.	15	Kirk Eymann	1974-77
	15	Josh Bullock	1990-92
	15	Alvie Shepherd	1993-95
7.	14	Glen Gilmore	1968-72
	14	Casey Hauptman	2008-11
9.	13	Tom Bergan	1993-94
	13	Pat Driscoll	1996-97
	13	Derek Burkamper	2014-17

Saves

No.	Mark	Player	Years
1.	33	Josh Roeder	2013-15
2.	31	Brett Jensen	2004-06
3.	21	Chad Luensmann	2016-19
4.	17	Thom Ott	2000-01
5.	14	Steve Boyd	1992-93
6.	13	Casey Hauptman	2008-11
	13	Jake Hohensee	2014-18
	13	Colby Gomes	2019-22
9.	11	Gary Nolting	1977-79
	11	Dave Matranga	1990-91
	11	Dylan Vogt	2010-13

Innings Pitched

No.	Mark	Player	Years
1.	431.0	Shane Komine	1999-02
2.	386.2	Johnny Dorn	2005-08
3.	300.1	Matt Waldron	2016-19
4.	296.2	Jamie Rodrigue	2000-03
5.	292.2	Jeff Anderson	1981-84
6.	280.0	Josh Bullock	1990-92
7.	271.0	Mike Zajeski	1988-92
8.	264.1	John Lepley	1985-88
9.	260.2	Zach Kroenke	2003-05
10.	254.0	Jim Sandstedt	1946-49

Strikeouts

No.	Mark	Player	Years
1.	510	Shane Komine	1999-02
2.	298	Johnny Dorn	2005-08
3.	289	Mike Zajeski	1988-92
4.	253	Matt Waldron	2016-19
5.	247	Shay Schanaman	2019-23
6.	233	John Lepley	1985-88
7.	232	Joba Chamberlain	2005-06
8.	225	Josh Bullock	1990-92
9.	212	Bob Sebra	1981-83
10.	200	Jamie Rodrigue	2000-03

Walks

No.	Mark	Player	Years
1.	180	Mike Zajeski	1988-92
2.	157	John Lepley	1985-88
3.	145	Bob Sebra	1981-83
4.	136	Phil Harrison	1984, 86
5.	134	Shane Komine	1999-02
6.	132	Josh Bullock	1990-92
7.	130	Doug Tegtmeier	1988-90
8.	121	Jonas Armenta	1994-97
9.	114	Johnny Dorn	2005-08
10.	109	Phil Goguen	1986-88

Hits Allowed

No.	Mark	Player	Years
1.	365	Shane Komine	1999-02
2.	345	Jamie Rodrigue	2000-03
3.	339	Johnny Dorn	2005-08
4.	318	Matt Waldron	2016-19
5.	303	Josh Bullock	1990-92
6.	272	Jeff Anderson	1982-85
7.	260	John Lepley	1985-88
8.	251	Kyle Kubat	2012-15
9.	239	Mike Zajeski	1988-92
10.	235	Jay Sirianni	1996-99

Complete Games

No.	Mark	Player	Years
1.	18	Shane Komine	1999-02
2.	16	Jeff Costello	1976-79
	16	Cliff Faust	1977-80
	16	Tim Burke	1978-80
	16	Jeff Anderson	1981-84
6.	14	Jim Sandstedt	1946-49
	14	Ryan Kurosaki	1971-73
8.	13	Steve Gehrke	1980-83
9.	12	Al Furby	1967-69
	12	Kirk Eymann	1974-77
	12	Patrick Leinen	1987-89
	12	Mike Zajeski	1988-92

Shutouts

No.	Mark	Player	Years
1.	6	Jamie Rodrigue	2000-03
2.	4	Ryan Kurosaki	1971-73
	4	Shane Komine	1999-2002
4.	3	Fran Hoffmaier	1952-55
	3	Stan Bahnsen	1965
	3	Gary Neibauer	1965-66
	3	Al Furby	1967-69
	3	Kirk Eymann	1974-77
9.	2	Richard Geier	1954-56
	2	Mike Dobbs	1983-86
	2	Phil Harrison	1984, 86
	2	Mike Zajeski	1988-92
	2	Steve Fish	1996-97
	2	Chad Wiles	1997-00
	2	Aaron Marsden	2002-03
	2	Brian Duensing	2002-05
	2	Zach Kroenke	2003-05
	2	Tom Lemke	2010-12

Wild Pitches

No.	Mark	Player	Years
1.	32	Alvie Shepherd	1993-95
	32	Shane Komine	1999-02
3.	29	John Lepley	1985-88
4.	27	Mike Zajeski	1988-92
5.	26	Jeff Kohli	1987-88
6.	25	Zach Kroenke	2003-05
	25	Shay Schanaman	2019-23
8.	24	Doug Tegtmeier	1988-90
	24	Steve Hale	2000-03
9.	23	Josh Bullock	1990-92
	23	Cody Winget	1994-95
	23	Nate Fisher	2015-19

Career Fielding Records

Putouts

No.	Mark	Player	Years
1.	1,375	Todd Sears	1995-97
2.	1,216	Curtis Ledbetter	2003-05
3.	1,113	Matt Hopper	2000-03
4.	1,006	Steve Stanicek	1980-82
5.	986	Scott Schreiber	2015-18
6.	958	Mike Duncan	1984-85
7.	874	Josh Caron	2022-24
8.	820	Bill McGuire	1983-85
	820	Dan Johnson	2000-01
10.	802	Jeff Christy	2005-06

Assists

No.	Mark	Player	Years
1.	694	Joe Simokaitis	2002-05
2.	639	Will Bolt	1999-02
3.	604	Darin Petersen	1992-95
4.	569	Jake Opitz	2005-08
5.	560	Jake Schleppenbach	2015-17
6.	548	Bruce Wobken	1986-89
7.	501	Ken Sirak	1987-89
8.	468	Pat Kelly	2012-14
9.	450	Kurt Eubanks	1981-85
10.	440	Bryan Peters	2010-13

Errors

No.	Mark	Player	Years
1.	62	Darin Petersen	1992-95
2.	56	Ken Sirak	1987-89
3.	52	Joe Simokaitis	2002-05
4.	49	Bruce Wobken	1986-89
5.	48	Will Bolt	1999-02
6.	46	Larry Mims	1985-86
7.	44	Jeff Carter	1983-85
	44	Burt Beattie	1985-86
9.	41	Curtiss Heflin	1985-86
10.	39	John Russo	1978-79

Fielding Percentage (Minimum 150 chances)

No.	Mark	Player	Years
1.	.996	Rich Sanguinetti	2012-13
	.996	Jake Meyers	2015-17
	.996	Alex Henwood	2016-19
4.	.995	Tito Rivera	2001
	.995	Cade Thompson	2009-10
	.995	Richard Stock	2012
7.	.994	Jeff Taylor	1986-88
	.994	Brandon Buckman	2005-06
	.994	Austin Christensen	2012-15
	.994	Gunner Hellstrom	2018-19

Team Records

Games Played

1.	72	2005
2.	71	1988
3.	69	1985
4.	68	1990
	68	2000
	68	2002
7.	66	1984
	66	2001
9.	65	2003
10.	64	1979
	64	1980
	64	1981

Wins

1.	57	2005
2.	51	2000
3.	50	2001
4.	49	1979
	49	1980
6.	48	1988
7.	47	2002
	47	2003
9.	46	1984
10.	45	1985

Losses

1.	35	1997
2.	31	1989
3.	30	2013
4.	28	1994
	28	2009
	28	2018
7.	27	1974
	27	1996
	27	2007
	27	2010

Winning Percentage

1.	.791 (57-15)	2005
2.	.771 (44-13)	1982
3.	.765 (49-15)	1979
	.765 (49-15)	1980
5.	.758 (50-16)	2001
6.	.750 (15-5)	1955
	.750 (51-17)	2000
8.	.745 (44-15)	1983
9.	.739 (17-6)	1948
10.	.723 (47-18)	2003

Offensive Bests

Batting Average

1.	.339	1985
2.	.338	1999
3.	.334	2001
4.	.325	2000
5.	.323	1995
6.	.321	1982
	.321	1996
8.	.317	1987
9.	.315	1993
	.315	2002
	.315	2012

At Bats

1.	2,448	2005
2.	2,403	2002
3.	2,356	2001
4.	2,342	2000
5.	2,239	1985
6.	2,229	2003
7.	2,199	1997
8.	2,178	1999
9.	2,175	1988
	2,175	1990

Runs Scored

1.	676	1985
2.	658	1988
3.	607	2001
4.	599	1999
5.	560	2000
6.	545	1995
7.	543	2002
8.	493	1990
9.	491	1997
10.	488	1987
	488	1996

Most Runs/Game

1.	9.98	1999
2.	9.80	1985
3.	9.40	1995
4.	9.27	1988
5.	9.20	2001

Fewest Runs/Game

1.	3.08	1963
2.	3.15	1965
3.	3.42	1968
4.	3.43	1961
5.	3.46	1967

Hits

1.	787	2001
2.	762	2000
3.	758	1985
4.	756	2002
5.	739	2005
6.	737	1999
7.	689	1995
8.	677	1997
	677	2003
10.	669	1988

Most Hits/Game

1.	12.28	1999
2.	11.93	2001
3.	11.88	1995
4.	11.53	1996
5.	11.21	2000

Fewest Hits/Game

1.	5.65	1965
2.	5.73	1963
3.	6.03	1971
4.	6.38	1967
	6.38	1969

Doubles

1.	154	2002
2.	144	1995
	144	1997
4.	143	1985
5.	134	2001
6.	133	1988
7.	128	2005
	128	2024
9.	126	1993
10.	125	1999

Triples

1.	38	1980
2.	37	1978
3.	34	1981
4.	33	1982
	33	1984
	33	1999
7.	31	1983
	31	1987
9.	30	1979
10.	28	1988
	28	1990

Home Runs

1.	97	2023
2.	93	1985
3.	81	1988
	81	2001
5.	77	1999
6.	76	1990
	76	2000
	76	2003
9.	74	2002
10.	73	1986

Most Homers/Game

1.	1.70	2023
2.	1.36	1985
3.	1.28	1999
4.	1.24	1995
5.	1.23	2001

Runs Batted In

1.	603	1985
2.	575	1988
3.	547	2001
4.	539	1999
5.	499	2000
6.	491	2002
7.	478	1995
8.	442	1996
9.	440	2003
10.	438	1997

Total Bases

1.	1,228	1985
2.	1,208	2001
3.	1,172	2002
4.	1,159	1999
5.	1,131	2000
6.	1,103	1995
7.	1,101	1988

8.	1,098	2005
9.	1,065	1990
10.	1,041	2003

Slugging Percentage

1.	.548	1985
2.	.532	1999
3.	.517	1995
4.	.515	1982
5.	.513	2001
6.	.510	2023
7.	.506	1988
8.	.494	1986
9.	.491	1987
10.	.490	1990

Walks

1.	565	1988
2.	466	1985
3.	404	1989
4.	380	1984
5.	363	2001
6.	360	1983
7.	356	1987
8.	349	2000
9.	340	1979
10.	332	1997

Most Walks/Game

1.	7.96	1988
2.	6.96	1989
3.	6.75	1985
4.	6.10	1983
5.	5.76	1984

Fewest Walks/Game

1.	2.38	1966
2.	2.56	1971
3.	2.69	1970
4.	2.87	2000
5.	2.88	1963

Strikeouts

1.	534	2024
2.	523	2019
3.	486	2023
4.	454	1997
5.	443	1988
6.	433	2017
7.	431	1990
8.	405	2005
9.	395	1989
10.	394	2011

Most Strikeouts/ Game

1.	9.86	2019
2.	8.61	2024
3.	8.53	2023
4.	8.38	1966
5.	7.55	2018

Fewest Strikeouts/ Game

1.	4.12	1961
2.	4.27	1971
3.	4.38	1972
4.	4.77	1970
5.	4.92	2014

Hit By Pitches

1.	103	2003
	103	2023
3.	99	2002
4.	95	2004
5.	90	2008
6.	89	2011
	89	2024
8.	88	1994
9.	86	2010
10.	80	2005

Stolen Bases

1.	196	1984
2.	159	1981
3.	144	1999
4.	138	1985
5.	137	1988
6.	131	1990
7.	126	2000
8.	124	2001
9.	120	1986
	120	1989

Sacrifice Flies

1.	47	1985
2.	46	2002
3.	42	1999
4.	40	1988
5.	39	1982
	39	2000
7.	33	1980
	33	1989
	33	1990
	33	1995

Pitching Bests

Innings Pitched		
1.	643.0	2005
2.	600.2	2002
3.	598.1	2000
4.	574.2	2003
5.	573.1	1985
6.	572.0	2001
7.	553.1	2014
8.	549.2	1990
9.	548.2	1988
10.	547.1	2024

Earned Run Average

1.	2.64	1965
2.	2.69	1969
	2.69	2005
4.	2.73	1966
5.	3.07	1961
	3.07	1984
7.	3.09	1967
8.	3.12	2015
9.	3.13	1970
	3.13	1979

Strikeouts

1.	538	2005
2.	527	2024
3.	503	2001
4.	491	2008
5.	484	2000
6.	478	2002
7.	469	2003
	469	2023
9.	464	2007
10.	440	2021

Most Strikeouts/

Game		
1.	9.17	2021
2.	8.50	2024
3.	8.46	2008
4.	8.23	2023
5.	7.88	1967

Fewest Strikeouts/

Game		
1.	3.39	1961
2.	3.77	1982
3.	4.00	1971
4.	4.11	1984
5.	4.24	1977

Walks Allowed

1.	382	1986
2.	364	1985
3.	350	1988
4.	343	1987
5.	339	1993
6.	337	1990
7.	322	1994
8.	309	1995
9.	297	1989
10.	281	1997

Fewest Walks Allowed/

Game		
1.	2.46	2000
2.	2.52	2003
	2.52	2015
4.	2.59	2005
5.	2.68	2002

Most Walks Allowed/

Game		
1.	6.37	1986
2.	6.02	1987
3.	5.84	1993
4.	5.37	1995
5.	5.33	1994

Hits Allowed

1.	680	1997
2.	642	1999
3.	632	2001
4.	608	1985
5.	591	2012
6.	573	1996
7.	572	2002
	572	2013
9.	570	1995
10.	566	2003

Most Hits Allowed/

Game		
1.	10.97	1997
2.	10.70	1999
3.	10.42	1996
4.	10.18	2012
5.	10.12	2009

Fewest Hits Allowed/

Game		
1.	5.10	1965
2.	5.38	1966
3.	5.93	1973
4.	6.01	1979
5.	6.10	1984

Runs Allowed

1.	486	1985
2.	467	1997
3.	431	1996
4.	419	1995
5.	397	1999
6.	392	1993
7.	384	1988
8.	379	2009
9.	364	1994
10.	361	1990

Fewest Runs Allowed/

Game		
1.	2.85	1965
2.	3.19	1984
3.	3.26	2005
4.	3.33	1966
5.	3.39	1979

Most Runs Allowed/

Game		
1.	7.84	1996
2.	7.53	1997
3.	7.22	1995
4.	7.04	1985
5.	7.02	2009

Wild Pitches

1.	77	1987
2.	73	1994
3.	61	1988
	61	2018
5.	60	2019
6.	59	1995
7.	57	1993
8.	53	1990
	53	2007
	53	2010
	53	2011

Saves

1.	23	2005
2.	20	2017
	20	2024
4.	19	2007
	19	2015
6.	17	2003
	17	2006
	17	2008
	17	2014
	17	2019

Complete Games

1.	31	1980
2.	26	1979
3.	24	1985
4.	23	1978
5.	22	1983
6.	21	1974
7.	18	1977
	18	1981
9.	16	1987
	16	1989

Hit Batters

1.	76	2013
2.	74	2009
3.	69	1995
4.	67	2024
5.	66	2023
6.	64	2008
7.	63	2007
8.	62	1996
9.	57	2019
10.	55	2018

Fielding Bests

Putouts		
1.	1,929	2005
2.	1,802	2002
3.	1,795	2000
4.	1,724	2003
5.	1,716	2001
6.	1,660	2014
7.	1,648	1990
8.	1,643	1988
9.	1,642	2024
10.	1,604	1997

Assists

1.	837	2005
2.	745	1988
3.	734	1990
4.	727	2002
5.	719	1997
	719	2016
7.	712	2001
8.	703	2012
9.	698	2003
10.	697	1999

Errors

1.	147	1985
2.	114	1990
3.	111	1991
4.	110	1981
5.	108	1988
6.	106	2001
7.	103	1986
8.	102	1978
9.	99	1979
	99	1982
	99	1992

Fielding Percentage

1.	.981	2013
2.	.979	2015
	.979	2021
4.	.978	2023
5.	.977	2017
6.	.976	2014
	.976	2016
8.	.975	2004
	.975	2005
	.975	2011

Note: Per-game statistics and averages from the 2020 season are not included due to it being shortened by the COVID-19 pandemic.

Men's Basketball Honors

All-Americans (8)

- Sam Carrier (1913)
- Don Maclay (1931)
- Steve Hokuf (1933)
- George Wahlquist (1936)
- Robert Parsons (1937)
- James Buchanan (1952)
- Herschell Turner (1959)
- Carl McPipe (1978)

Two-Time Academic All-Americans (2)

- Beau Reid (1989, 1991)
- Shavon Shields (2015, 2016)

CSC Academic All-Americans (9)

First-Team (2)

- Shavon Shields (2015)
- Shavon Shields (2016)

Second-Team (2)

- Jack Moore (1981)
- John Matzke (1984)

Third-Team (4)

- Chuck Jura (1972)
- Beau Reid (1989)
- Beau Reid (1991)
- Kobe Webster (2021)

Fifth-Team (1)

- Curt Hedberg (2078)

First-Team All-Conference (45)

Missouri Valley (10)

- 1909 W.W. Walsh, Forward
- 1910 H.O. Perry, Forward
- 1911 O.A. Frank, Guard
- J.P. Gibson, Forward
- 1913 Sam Carrier, Guard
- Ross Haskell, Forward
- 1919 Carl Jackson, Forward
- 1925 Orr Goodson, Center
- Mathias "Mutt" Volz, Guard
- 1927 Clark Smaha, Forward

Big Six (8)

- 1930 Don Maclay, Center
- 1931 Steve Hokuf, Guard
- 1933 Steve Hokuf, Guard
- 1936 George Wahlquist, Forward
- 1937 Robert Parsons, Guard
- 1938 Robert Parsons, Guard
- 1941 Don Fitz, Guard
- Sid Held, Guard

Big Seven (4)

- 1949 Claude Retherford, Guard
- Milton "Bus" Whitehead, Forward
- 1950 Milton "Bus" Whitehead, Forward
- 1952 James Buchanan, Guard

Big Eight (18)

- 1960 Herschell Turner, Guard
- 1966 Grant Simmons, Guard
- 1967 Stuart Lantz, Guard
- 1968 Stuart Lantz, Guard

- 1971 Marvin Stewart, Guard
- 1972 Chuck Jura, Center
- 1974 Jerry Fort, Guard
- 1975 Jerry Fort, Guard
- 1976 Jerry Fort, Guard
- 1978 Brian Banks, Guard
- 1980 Andre Smith, Center
- 1981 Andre Smith, Center
- 1982 Jack Moore, Guard
- 1984 Dave Hoppen, Center
- 1985 Dave Hoppen, Center
- 1986 Dave Hoppen, Center
- 1993 Eric Piatkowski, Guard
- 1994 Eric Piatkowski, Guard

Big 12 (3)

- 1998 Tyronn Lue, Guard
- 1999 Venson Hamilton, Center
- 2008 Aleks Maric, Center

Big Ten (2)

- 2014 Terran Petteway, Guard
- 2018 James Palmer Jr., Guard

Jim Phelan National Coach of the Year (2)

- 2014 Tim Miles
- 2024 Fred Hoiberg

Conference Coach of the Year (8)

Big Eight (6)

- 1966 Joe Cipriano (AP)
- 1978 Joe Cipriano (UPI)
- 1980 Moe Iba (AP/UPI)
- Joe Cipriano (UPI)
- 1981 Moe Iba (UPI)
- 1991 Danny Nee (AP/UPI)

Big Ten (2)

- 2014 Tim Miles (Coaches)
- 2024 Fred Hoiberg (Media/Coaches)

Conference Player of the Year (2)

Big Eight (1)

- 1981 Andre Smith (AP/UPI)

Big 12 (1)

- 1999 Venson Hamilton (AP/Coaches)

Big Eight Freshman of the Year (1)

- 1993 Erick Strickland (AP/Coaches)

Olympians (6)

- 2012 Aleks Maric, Center (Australia)
- 2012 Ade Dagunduro, Guard (Nigeria)
- 2020 Keisei Tominaga (3x3) (Japan)
- 2024 Jack McVeigh (Australia)
- 2024 Keisei Tominaga (Japan)
- 2024 Tyronn Lue, Assistant Coach (USA)

World University Games (3)

- 1985 Dave Hoppen, Center (U.S., Silver)
- 1993 Eric Piatkowski, Guard (U.S., Gold)
- 2017 Jack McVeigh, Forward (Australia)

FIBA World Cup (6)

- 1954 Bill Johnson, Forward (U.S., Gold)
 2014 Tai Webster, Guard (New Zealand)
 2014 Jorge Brian Diaz, Center (Puerto Rico)
 2019 Tai Webster, Guard (New Zealand)
 2019 Jorge Brian Diaz, Center (Puerto Rico)
 2023 Keisei Tominaga, Guard (Japan)

22 & Under World Championships (1)

- 1997 Tyronn Lue, Guard (U.S., 5th)

21 & Under World Championships (1)

- 2005 Aleks Maric, Center (Australia, 4th)

U.S. Olympic Festival (3)

- 1983 Dave Hoppen, Center (Bronze)
 Moe Iba, Coach, North (Bronze)
 1991 Eric Piatkowski, Guard (Gold)

Note: Piatkowski was named to the 1991 U.S. Olympic Festival All-Tournament Team.

NABC All-Star Game (8)

- 1972 Chuck Jura, Center
 1991 Rich King, Center
 1994 Eric Piatkowski, Guard
 2008 Aleks Maric, Center
 2015 Tim Miles, Coach
 2019 James Palmer Jr., Guard
 2023 Derrick Walker, Forward
 2024 Keisei Tominaga, Guard

College Slam Dunk & 3-Point Championships

- 2024 Keisei Tominaga (3-Point Champion)

Nebraska Basketball Hall of Fame (62)

- 1989 (11)
 James Buchanan, 1950-51-52
 Sam Carrier, 1911-12-13
 Steve Hokuf, 1930-31-33
 Chuck Jura, 1970-71-72
 Stuart Lantz, 1966-67-68
 Don Maclay, 1929-30-31
 Robert Parsons, 1936-37-38
 Claude Retherford, 1947-48-49
 Mathias "Mutt" Volz, 1923-24-25
 George Wahlquist, 1933-35-36
 Coach Harry Good, 1947-54
 1990 (3)
 Herschell Turner, 1958-59-60
 Milton "Bus" Whitehead, 1948-49-50
 Coach Joe Cipriano, 1964-80
 1991 (3)
 Leroy Chalk, 1969-70-71
 Jerry Fort, 1973-74-75-76
 Coach Jerry Bush, 1955-63
 1992 (4)
 Sid Held, 1940-41-42
 Rex Ekwall, 1955-56-57
 Marvin Stewart, 1969-70-71
 Coach W.H. Browne, 1933-40
 1993 (4)
 Bob Pierce, 1949-50-51
 Bill Johnson, 1952-53-54-55

- Grant Simmons, 1964-65-66
 Jack Moore, 1979-80-81-82
 1994 (4)
 Bob Cerv, 1947-48-49-50
 Tom Russell, 1961-62
 Nate Branch, 1965-66-67
 Andre Smith, 1978-79-80-81

- 1995 (4)
 Carl Olson, 1928-29
 Don Fitzgerald, 1939-40-41
 Al Maxey Sr., 1959-60
 Tom Baack, 1966-67-68

- 1996 (7)
 Walter Henrion, 1932-33
 Gary Reimers, 1956-57-58
 Wilson Fitzpatrick, 1958
 Bob Gratopp, 1968-69-70
 Bob Siegel, 1974-75-76-77
 Dave Hoppen, 1983-84-85-86
 Coach Moe Iba, 1981-86

- 1997 (3)
 Elmer Dohrmann, 1936-37-38
 Fred Seger, 1952-53-54
 Tom Scantlebury, 1968-69-70

- 1998 (3)
 Paul Amen, 1936-37-38
 Willard Fagler, 1952-53-54-55
 Willie Campbell, 1965-66-67

- 1999 (3)
 Don Smidt, 1956-57-58
 Jim Kubacki, 1956-57-58
 Brian Banks, 1976-77-78-79

- 2000 (3)
 Daryl Petsch, 1962-63-64
 Larry Cox, 1974-75-76
 Stan Cloudy, 1983-84

- 2001 (3)
 Brian Carr, 1984-85-86-87
 Rich King, 1988-89-90-91
 Floyd Ebaugh, 1936-37-38

- 2002 (2)
 Clifford Scales, 1988-89-90-91
 Willard Witte, 1928-29-30

- 2003 (1)
 Beau Reid, 1988-89-90-91

- 2006 (1)
 Eric Piatkowski, 1991-92-93-94

- 2009 (2)
 Erick Strickland, 1993-94-95-96
 Coach Danny Nee, 1987-2000

- 2011 (1)
 Bruce Chubick, 1991-92-93-94

- 2013 (1)
 Tyronn Lue, 1996-97-98

All-Time Series

OpponentW-L

Abilene Christian	1-0
Air Force	4-1
Alabama	0-2
Alabama A&M	3-0
Alabama State	1-0
Alaska-Fairbanks	1-1
Alcorn State	3-0
Angelo State	1-0
Appalachian State	2-1
Arizona	2-2
Arizona State	3-4
Arkansas	2-6
Arkansas-Little Rock	1-0
Arkansas-Pine Bluff	6-0
Arkansas State	2-0
Arkansas Tech	1-0
Auburn	0-1
Augustana (S.D.)	3-0
Baker	3-0
Ball State	1-2
Baylor	12-11
Bellevue	1-0
Bethune-Cookman	1-0
Boston College	2-0
Bowling Green	2-1
Bradley	2-5
Brandeis (Omaha)	1-0
Brigham Young	1-4
Brooklyn	2-0
Brown Coll. "B" Tm.	1-0
Burgess-Nash	1-0
Butler	3-1
California	6-7
California-Davis	1-0
California-Irvine	2-2
California-Riverside	0-1
California-Santa Barbara ..	2-0
Cal State Bakersfield	1-0
Cal State Fullerton	3-0
Camp Funston	0-1
Canisius	1-1
Carleton	0-2
Centenary	1-0
Central Arkansas	1-0
Central City	1-0
Central Michigan	2-0
Chaminade	2-0
Charlotte	1-0
Cheyenne Business College ..	0-1
Chicago Central	0-1
Chicago State	3-0
Cincinnati	1-5
The Citadel	4-0
Clemson	1-1
Colgate	3-1
College of Charleston	1-0
Colorado	77-71
Colorado College	6-1
Colorado State	7-3
Columbia	1-0
Connecticut	0-2

Coppin State	1-0
Cornell (N.Y.)	2-0
Cotner College	4-1
Creighton	27-30
Crete	1-0
Davidson	0-1
Dayton	1-0
Delaware State	5-0
Denver	6-2
Denver YMCA	1-0
DePaul	1-4
Detroit	3-4
Doane	3-0
Drake	43-14
Duquesne	2-2
Eastern Illinois	6-0
Eastern Michigan	1-0
Eastern Washington	5-0
Emporia State	1-0
Evansville	1-1
Fairleigh Dickinson	1-0
Florida A&M	3-0
Florida Gulf Coast	2-0
Florida State	2-1
Fond du Lac	0-1
Fordham	1-0
Fort Dodge	5-1
Fort Dodge Co. G	0-1
Fort Riley	1-0
Fresno State	2-0
Furman	2-0
Gardner Naval Res.	0-2
Gardner-Webb	0-1
George Mason	0-1
George Washington	0-1
Georgia	2-1
Georgia Southern	1-0
Georgia State	2-0
Georgia Tech	0-3
Grambling State	3-1
Great Lakes	0-1
Greeley H.S.	1-0
Grinnell	17-7
Hamline	2-0
Harvard	3-0
Haskell	0-2
Hastings	1-0
Hawaii	2-7
Hawaii-Hilo	0-1
Highland Park	1-2
Hillyard's	0-1
Hofstra	1-1
Houston	1-3
Hudson College	1-0
Idaho	3-4
Idaho State	2-0
Illinois	8-23
Illinois Wesleyan	1-0
Incarinate Word	0-1
Independence College	1-0
Indiana	10-20
Iona	2-0
Iowa	15-25
Iowa State	131-103

Jackson State	2-0
Jacksonville State	1-0
Kansas	71-172
Kansas City	11-1
Kansas City Athletic Club ..	2-3
Kansas City YMCA	1-0
Kansas State	94-127
Kennesaw State	1-0
Kent State	2-1
Kentucky	1-2
Knox	1-0
La Salle	1-1
Lawrence	1-0
Lehigh	1-0
Lewis	0-1
Lincoln High School	1-0
Lincoln YMCA	10-4
Lindenwood	1-0
Lipscomb	2-0
Long Beach State	4-0
Longwood	1-0
Louisiana-Lafayette	0-1
Louisiana State	0-1
Louisiana Tech	2-0
Louisville	0-2
Loyola (Ill.)	1-1
Loyola Marymount	2-0
Lubbock Christian	1-0
MacMurray	1-0
Maine	1-0
Mankato State	1-0
Marist	1-0
Marquette	4-4
Marshall	0-1
Marshfield	1-0
Mary	1-0
Maryland	4-12
Maryland-Baltimore County ..	1-1
Maryland Eastern Shore	3-0
Massachusetts	0-1
McNeese State	1-0
Memphis	0-2
Menasha	1-0
Mesa	1-0
Miami	4-2
Miami (Ohio)	2-1
Michigan	5-22
Michigan State	10-23
Middle Tenn. State	0-1
Millikin	0-1
Minneapolis YMCA	1-0
Minnesota	27-59
Minnesota Ag Coll.	0-1
Minnesota-Duluth	1-0
Mississippi	1-2
Mississippi State	0-2
Mississippi Valley State	2-0
Missouri	93-126
Missouri-St. Louis	1-0
Missouri Southern	1-0
Missouri State	2-0
Missouri Western	1-0
Monmouth	1-0
Montana	3-2

Montana State.....	4-1	Princeton	1-0	Texas State	1-0
Morehead State.....	2-0	Purdue	7-20	Texas Tech	16-11
Morgan State.....	1-0	Purdue Fort Wayne.....	3-0	Toledo	3-0
Morningside	7-0	Queens (N.C.).....	1-0	Topeka YMCA.....	1-1
Morrison	0-1	Rhode Island.....	2-1	Tulane	3-0
Muscatine	0-1	Rider	1-0	Tulsa.....	1-2
Murray State	0-2	Ripon	0-1	UAB	2-3
NATTC	0-1	Rutgers	11-9	UCF.....	0-1
Navy Pre-Flight.....	0-2	Sacramento State	4-0	UCLA	2-6
Nebraska Wesleyan	20-6	Sacred Heart College	1-0	UNC Greensboro.....	2-0
Nevada	3-2	Saint Louis	4-4	UNC Wilmington	1-0
New Mexico	0-1	St. Francis (Pa.)	1-0	UNLV.....	1-1
New Mexico State	1-1	St. John's	0-2	USC.....	5-5
New Orleans.....	1-0	St. Joseph's (Iowa)	3-0	Utah	1-2
Niagara	2-0	St. Joseph's (Pa.).....	1-0	Utah State.....	2-0
Nicholls State.....	1-0	St. Mary's (Calif.)	1-1	Utah Valley.....	1-0
Norfolk State	1-0	St. Thomas (Minn.).....	1-0	UTEP.....	0-1
North Carolina	0-1	St. Thomas (Pa.).....	1-0	Valparaiso	3-0
North Carolina A&T.....	4-0	Samford	0-1	Vanderbilt	2-5
North Carolina Central	1-0	Sam Houston State.....	4-1	Villanova	0-3
North Carolina State.....	0-1	San Diego State.....	0-1	Virginia.....	1-0
UNC Greensboro.....	2-0	San Francisco.....	2-1	Virginia Tech	0-2
UNC Wilmington	1-0	San Jose State.....	3-2	Wagner	1-0
North Dakota.....	4-2	Santa Clara	1-2	Wake Forest.....	1-1
North Dakota State.....	1-0	Savannah State	4-0	Washburn	1-0
North Texas	5-0	Seton Hall	1-0	Washington.....	3-6
Northeast Louisiana.....	1-0	Shattuck.....	2-0	Washington (Mo.)	12-6
Northeast Missouri State	3-0	Simpson	1-1	Washington State	7-2
Northeastern Illinois	2-0	Sioux City YMCA	1-1	Weber State.....	1-0
Northern Colorado.....	3-0	Sonoma State	1-0	Wesleyan Auto	0-1
Northern Illinois.....	3-1	South Carolina.....	1-1	West Virginia	0-1
Northern Iowa	13-1	South Carolina State.....	3-0	Western Carolina	0-1
Northern Kentucky	1-0	South Carolina Upstate.....	1-0	Western Illinois	6-1
Northern Michigan	1-0	South Dakota.....	34-5	Western Kentucky.....	1-3
Northwest Missouri State	10-0	South Dakota State.....	13-0	Western Reserve	2-0
Northwestern	10-14	South Florida	2-1	Wichita State	6-6
Notre Dame.....	5-2	Southeastern Louisiana	3-0	Winthrop.....	2-0
Ohio	4-0	Southern	4-0	Wisconsin	17-22
Ohio State	7-21	Southern Colorado.....	1-0	Wisconsin-Green Bay	2-0
Oklahoma	83-105	Southern Illinois.....	2-0	Wisconsin-Oshkosh	1-0
Oklahoma City.....	1-1	Southern Methodist.....	4-2	Wisconsin-Stevens Point	2-0
Oklahoma State.....	64-54	Southern Mississippi.....	0-2	Wisconsin-Stout.....	1-0
Old Dominion.....	1-0	Southern Utah	4-1	Wisconsin-Superior.....	0-1
Omaha.....	5-0	Southeast Missouri State	2-0	Wofford.....	1-0
Omaha Alumni	3-0	Southwest Minnesota State.....	1-0	Wyoming	16-10
Omaha Athletic Club	2-0	Springfield (Mass.)	1-0	Xavier.....	0-2
Omaha Christian.....	1-0	Stanford	3-6	Yale	1-0
Omaha YMCA	6-3	Stetson	1-0	York College	1-0
Oral Roberts.....	2-1	Stevens Point A.C.....	0-1		
Oregon	7-6	Stony Brook	1-0		
Oregon State.....	5-6	Tampa	0-1		
Ottumwa Navy.....	2-0	Temple.....	0-1		
Pacific	3-1	Tennessee.....	3-0		
Pennsylvania.....	0-1	Tennessee-Martin	1-0		
Penn State	13-14	Tennessee State.....	1-0		
Pentahlon	1-0	Tennessee Tech	1-0		
Pepperdine.....	1-0	Texas.....	6-16		
Pittsburgh	1-3	Texas-Arlington.....	1-0		
Port Washington.....	1-0	Texas A&M.....	12-9		
Portage Co. F	0-2	Texas A&M-Corpus Christi....	1-0		
Portland	2-0	Texas Christian.....	7-3		
Portland State.....	1-0	Texas-Pan American	1-0		
Prairie View A&M.....	1-0	Texas-San Antonio	6-0		
Presbyterian.....	1-0	Texas Southern	1-0		

Career Points (Top 60 scorers)

No.	Player, Seasons	G	FG-FGA (Pct.)	FT-FTA (Pct.)	Points (3pt.)	Avg.
1.	Dave Hoppen, 1983-84-85-86	111	804-1,341 (.600)	559-724 (.772)	2,167	19.5
2.	Eric Plattkowski, 1991-92-93-94	123	676-1,436 (.471)	380-489 (.777)	1,934 (202)	15.7
3.	Jerry Fort, 1973-74-75-76	105	777-1,793 (.433)	328-486 (.675)	1,882	17.9
4.	Andre Smith, 1978-79-80-81	114	673-1,148 (.586)	371-562 (.660)	1,717	15.1
5.	Aleks Maric, 2005-06-07-08	121	589-1,102 (.534)	448-679 (.660)	1,630 (4)	13.5
	Shavon Shields, 2013-14-15-16	121	562-1,236 (.455)	429-565 (.759)	1,630 (77)	13.5
7.	Jaron Boone, 1993-94-95-96	127	575-1,327 (.433)	274-387 (.708)	1,609 (184)	12.7
8.	Eric Strickland, 1993-94-95-96	127	535-1,219 (.439)	337-434 (.776)	1,586 (179)	12.5
9.	Tyronn Lue, 1996-97-98	99	560-1,255 (.446)	312-396 (.788)	1,577 (145)	15.9
10.	Cookie Belcher, 1997-98-99-2000-01	131	576-1,291 (.446)	255-400 (.638)	1,552 (146)	11.9
11.	Glynn Watson Jr., 2016-17-18-19	134	557-1,417 (.383)	334-295 (.793)	1,532 (184)	11.4
12.	Rich King, 1988-89-90-91	124	564-1,000 (.564)	245-510 (.676)	1,475 (2)	11.9
13.	Venson Hamilton, 1996-97-98-99	129	528-1,002 (.527)	360-590 (.610)	1,416	11.0
14.	Carl McPipe, 1976-77-78-79	104	546-1,126 (.485)	208-317 (.656)	1,300	12.5
15.	Tom Baack, 1966-67-68	75	526-1,138 (.462)	247-297 (.832)	1,299	17.3
16.	James Palmer Jr., 2018-19	69	394-986 (.400)	378-503 (.751)	1,276	18.5
17.	Stuart Lantz, 1966-67-68	75	488-1,007 (.485)	293-395 (.742)	1,269	16.9
18.	Chuck Jura, 1970-71-72	77	500-910 (.549)	255-427 (.597)	1,255	16.3
19.	Larry Florence, 1997-98-99-2000	123	496-1,150 (.431)	220-325 (.677)	1,223 (11)	9.9
20.	Jack Moore, 1979-80-81-82	105	379-830 (.457)	446-495 (.901)	1,204	11.5
21.	Brian Carr, 1984-85-86-87	123	447-942 (.475)	230-287 (.801)	1,182 (58)	9.6
22.	Brian Banks, 1976-77-78-79	110	471-986 (.478)	208-298 (.698)	1,150	10.5
23.	Terran Petteway, 2014-15	63	398-979 (.410)	307-410 (.749)	1,143 (116)	18.1
24.	Marvin Stewart, 1969-70-71	66	435-921 (.472)	268-359 (.747)	1,138	17.2
25.	Clifford Scales, 1988-89-90-91	123	441-902 (.489)	209-272 (.768)	1,136 (45)	9.2
	Carl Hayes, 1990-91-92	90	439-945 (.465)	221-360 (.614)	1,136 (37)	12.6
27.	Ryan Anderson, 2007-08-09-10	122	390-888 (.439)	160-213 (.751)	1,125 (185)	9.2
28.	Tai Webster, 2014-15-16-17	127	382-922 (.414)	273-382 (.715)	1,116 (79)	8.8
29.	Cary Cochran, 1999-2000-01-02	119	333-800 (.416)	147-164 (.896)	1,081 (268)	9.1
30.	Keisei Tomioka, 2022-23-24	94	382-827 (.462)	132-152 (.868)	1,074 (178)	11.4
31.	Herschell Turner, 1958-59-60	72	371-898 (.413)	314-474 (.662)	1,056	14.7
32.	Mikki Moore, 1994-95-96-97	114	374-676 (.553)	235-359 (.655)	986 (3)	8.6
33.	Beau Reid, 1988-89-90-91	102	320-775 (.413)	250-337 (.742)	976 (86)	9.6
34.	Bob Siegel, 1974-75-76-77	101	405-973 (.416)	160-232 (.690)	970	9.6
35.	Tom Scantlebury, 1968-69-70	75	369-835 (.442)	227-303 (.749)	965	12.9
36.	Nate Branch, 1965-66-67	75	367-871 (.421)	224-320 (.700)	958	12.8
37.	Terrance Badgett, 1993-94-95-96	127	395-764 (.517)	141-229 (.616)	953 (22)	7.5
38.	Jamar Johnson, 1992-93-94	87	333-723 (.461)	166-210 (.790)	927 (95)	10.7
39.	Jason Dourisseau, 2003-04-05-06	117	330-726 (.455)	214-380 (.563)	912 (38)	7.8
40.	Jake Muhleisen, 2002-03-04-05	100	319-751 (.425)	178-241 (.739)	911 (95)	9.1
41.	John Turek, 2002-03-04-05	115	352-779 (.452)	194-358 (.545)	901 (2)	7.8
42.	Brandon Ubel, 2010-11-12-13	125	312-646 (.480)	240-299 (.803)	893 (29)	7.1
43.	Rex Ekwall, 1955-56-57	65	296-690 (.429)	288-394 (.731)	880	13.5
44.	Bruce Chubick, 1991-92-93-94	119	303-540 (.561)	264-400 (.660)	878 (8)	7.4
45.	Sek Henry, 2007-08-09-10	128	296-719 (.412)	185-284 (.651)	872 (95)	6.8
46.	Grant Simmons, 1964-65-66	74	305-709 (.430)	239-350 (.683)	849	11.5
47.	Dapreis Owens, 1989-90-91-92	117	329-679 (.484)	187-302 (.619)	845	7.2
48.	Bob Grattopp, 1968-69-70	76	255-608 (.419)	316-400 (.790)	826	10.9
49.	Jim Buchanan, 1950-51-52	69	345-942 (.366)	131-203 (.645)	821	11.9
50.	Bill Johnson, 1952-53-54	65	264-652 (.405)	286-484 (.591)	814	12.5
	Claude Retherford, 1947-48-49	74	318-1,090 (.292)	178-283 (.629)	814	11.0
52.	Bernard Day, 1986-87	63	309-567 (.545)	184-264 (.697)	802	12.7
53.	Brandon Richardson, 2009-10-11-12	119	238-569 (.418)	230-278 (.827)	794 (88)	6.7
54.	Ray Gallegos, 2010-11-12-13-14	118	292-816 (.358)	49-79 (.620)	791 (158)	6.7
55.	Isaiah Roby, 2017-18-19	97	280-588 (.476)	177-252 (.702)	786 (49)	8.1
56.	Stan Cloudy, 1983-84	62	347-672 (.516)	81-119 (.681)	775	12.5
57.	C.J. Wilcher, 2022-23-24	97	274-630 (.435)	76-104 (.731)	768	7.9
58.	Bus Whitehead, 1948-49-50	72	275-831 (.331)	215-314 (.685)	765	10.6
	Jorge Brian Diaz, 2010-11-12	81	340-655 (.519)	85-157 (.541)	765	9.4
60.	Derrick Walker, 2021-22-23	75	355-540 (.620)	93-157 (.592)	764 (1)	10.2

*Records kept only since 1948. NOTE: Year listed is for the second half of the season played, i.e., 82 would be for the 1981-82 season.

() Number in parenthesis following point total indicates number of career 3-point field goals made.

Individual Records

Points - Game

Overall: 42, Eric Piatkowski, vs. Oklahoma, at Kansas City, March 11, 1994 (B8T)
At Home: 41, Aleks Maric, vs. Kansas State, Feb. 13, 2007
 41, Teddy Allen, vs. Penn State, Feb. 23, 2021
Away: 37, Aleks Maric, at Iowa State, Feb. 15, 2006
Neutral: 42, Eric Piatkowski, vs. Oklahoma, at Kansas City, March 11, 1994 (B8T)
Half: 28, Teddy Allen, vs. Penn State, Feb. 23, 2021 (1st)
 27, James Palmer Jr. vs. Rutgers (B1G), March 13, 2019 (2nd)
Losing Effort: 41, Teddy Allen, vs. Penn State, Feb. 23, 2021
Freshman: 30, Tyronn Lue, vs. Oregon, Nov. 25, 1995
Sophomore: 37, Aleks Maric, at Iowa State, Feb. 15, 2006
Junior: 41, Aleks Maric, vs. Kansas State, Feb. 13, 2007
 41, Teddy Allen, vs. Penn State, Feb. 23, 2021
Senior: 42, Eric Piatkowski, vs. Oklahoma, at Kansas City, March 11, 1994 (B8T)
Two Players: 65, Eric Piatkowski (42) and Bruce Chubick (23), vs. Oklahoma, at Kansas City, March 11, 1994 (B8T)
By Opponent:
 46, Wilt Chamberlain, at Kansas, Feb. 8, 1958
 46, Joe Scott, at Missouri, March 6, 1961
 46, George Stone, Marshall, March 13, 1967 (NIT)
By Opponent, Half: 28, Jim McKean, Washington St., Dec. 12, 1966
By Opponent, Two Players: 70, George Stone (46) and Danny D'Antoni (24), Marshall, March 13, 1967 (NIT)

Points - Season

Overall: 708, James Palmer Jr., 2018-19 (36 games)
Conference: 372, James Palmer Jr., 2018-19 (20 games)
Average: 23.5, Dave Hoppen, 1984-85 (704 in 30 games)
Conference Average: 23.0, Dave Hoppen, 1984-85 (322 in 14 games)
Freshman: 522, Bryce McGowens, 2021-22 (31 games)
Sophomore: 603, Tyronn Lue, 1996-97 (32 games)
Junior: 704, Dave Hoppen, 1984-85 (30 games)
Senior: 708, James Palmer Jr., 2018-19 (36 games)
20-Point-or-Better Scoring Games: 21, Dave Hoppen, 1984-85
Conservative 20-Point-or-Better Scoring Games: 10, Dave Hoppen, 1984-85
Conservative Double-Figure Scoring Games by a Freshman: 12, Bryce McGowens, Jan. 17, 2022 to March 1, 2022

Points - Career

Overall: 2,167, Dave Hoppen, 1983-86 (111 games)
Conference: 1,055, Jerry Fort, 1973-76 (56 games)
Average: 19.5, Dave Hoppen, 1983-86 (2,167 in 111 games)
Conference Average: 20.3, Dave Hoppen, 1983-86 (975 in 48 games)
20-Point-or-Better Scoring Games: 56, Dave Hoppen, 1983-86
Conservative Games in Double Figures: 84, Dave Hoppen, March 11, 1983 to Feb. 1, 1986

Field Goals - Game

Made: 16, Marvin Stewart, vs. Nevada, Dec. 14, 1970 (24 att.)
Conference Made: 16, Teddy Allen, vs. Penn State, Feb. 23, 2021 (24 attempts) ;
Attempted: 34, by several players
No Misses:
 9, Chuck Jura, vs. Iowa, Dec. 5, 1970
 9, Dave Hoppen, vs. S. Illinois, Nov. 26, 1985
 9, Venson Hamilton, vs. Iowa St., Feb. 3, 1996
 9, Mikki Moore at Nevada, March 18, 1997 (NIT)
 9, Ade Dagunduro vs. UMBC, Dec. 23, 2008
No Misses, Conference Game:
 9, Venson Hamilton, vs. Iowa St., Feb. 3, 1996
Conservative Made (Multiple Games): 15, Ade Dagunduro, Dec. 20 to Dec. 30, 2008 (3 games); Derrick Walker, Nov. 21, 2021 to Nov. 27, 2021 (3 games)

Opponent Made: 20, George Stone, Marshall, March 13, 1967 (NIT, 38 attempts)
Opponent Attempted: 38, George Stone, Marshall, March 13, 1967 (NIT, 20 made)
Opponent Made, No Misses: 11, Lanny Van Eman, at Wichita St., Dec. 4, 1961

Field Goals - Season

Made: 270, Dave Hoppen, 1984-85 (418 attempts)
Conference Made: 132, Jerry Fort, 1974-75 (294 attempts)
Attempted: 547, Tyronn Lue, 1997-98 (240 made)
Conference Attempted: 294, Jerry Fort, 1974-75 (132 made)
Percentage*: .683, Derrick Walker, 2021-22 (129-189)
Conference Percentage*: .648, Dave Hoppen, 1984-85 (127-196)
Freshman Percentage: .563, Mike Naderer, 1977-78 (63-112)
**Minimum 5 attempts per team game*

Field Goals - Career

Made: 804, Dave Hoppen, 1983-86 (1,341 attempts)
Conference Made: 438, Jerry Fort, 1973-76 (1,018 attempts)
Attempted: 1,793, Jerry Fort, 1973-76 (777 made)
Conference Attempted: 1,018, Jerry Fort, 1973-76 (438 made)
Percentage*: .625, Larry Cox, 1974-76 (270-432)
Conference Percentage:** .619, Larry Cox, 1974-76 (159-257)
**Minimum 400 attempts; **Minimum 200 attempts*

3-Pt. Field Goals - Game

Made: 8, Cary Cochran, vs. Baylor, Feb. 27, 2002 (13 att.)
Conference Made: 8, Cary Cochran, vs. Baylor, Feb. 27, 2002 (13 att.)
Attempted: 16, Ray Gallegos, at Michigan, Jan. 9, 2013 (4 made)
Percentage*:

1.000, Cary Cochran (5-5), at Missouri, Jan. 6, 2001
 1.000, Brian Conklin (5-5), vs. Missouri, Feb. 7, 2004
 1.000, Ryan Anderson (5-5), at Rutgers, Dec. 2, 2006
 1.000, Jamarques Lawrence (5-5), at Indiana, Feb. 21, 2024
Conference Percentage*:
 1.000, Cary Cochran (5-5), at Missouri, Jan. 6, 2001
 1.000, Brian Conklin (5-5), vs. Missouri, Feb. 7, 2004
 1.000, Jamarques Lawrence (5-5), at Indiana, Feb. 21, 2024

Opponent Made:

8, Dave Sieger, at Oklahoma, Feb. 21, 1987 (13 att.)
 8, Randy Rutherford, Oklahoma State, Feb. 1, 1995 (14 att.)
 8, Jerald Brown, Texas A&M, Jan. 11, 1997 (10 att.)
 8, Eric Martin, at Oklahoma, Jan. 20, 1999 (10 att.)
 8, Devin Brown, UT-San Antonio, Nov. 28, 2001 (13 att.)
 8, Josh Carter, Texas A&M, Feb. 10, 2007 (11 att.)
 8, Obi Muonelo, Oklahoma State, March 5, 2007 (11 att.)
 8, Malik Smith, Minnesota, Jan. 26, 2014 (12 att.)
 8, Brad Davison, Wisconsin, Feb. 15, 2020 (11 att.)
 8, Gabbe Kalscheur, at Minnesota, March 8, 2020 (11 att.)
 8, Jordan Bohannon, at Iowa, March 4, 2021 (12 att.)
 8, Seth Lundy, Penn State, Feb. 5, 2022 (13 att.)

Opponent Attempted: 19, Baylor Scheirman, Creighton, Dec. 3, 2023 (6 made)

Opponent, No Misses: 6, Craig Michaelis, at Miami (Ohio), Nov. 27, 1989
**Minimum 5 attempts*

3-Pt. Field Goals - Season

Made: 89, Cary Cochran, 2001-02 (207 att.)
Conference Made: 53, Cary Cochran, 2001-02 (121 att.)
Freshman Made: 80, Joe McCray, 2004-05 (226 att.)
Attempted: 271, Ray Gallegos, 2012-13 (83 made)
Conference Attempted: 166, Ray Gallegos, 2012-03 (49 made)
Percentage*: .559, Brian Conklin, 2003-04 (66-118)
Conference Percentage*: .617, Brian Conklin, 2003-04 (37-60)
Freshman Percentage*: .463, Jay-R Strowbridge, 2006-07 (25-54)
Conservative Games 3-Point Goal Scored: 35, Cary Cochran, Dec. 20, 2000 to Jan. 5, 2002
**Minimum 1.5 attempts per team game*

3-Pt. Field Goals - Career

Made: 268, Cary Cochran, 1999-02 (630 att.)
Conference Made: 156, Cary Cochran, 1999-02 (356 att.)
Attempted: 630, Cary Cochran, 1999-02 (268 made)
Conference Attempted: 356, Cary Cochran, 1999-02 (156 made)
Percentage: .431, Brian Conklin, 2001-04 (173-401)
Conference Percentage: .463, Henry T. Buchanan, 1987-88 (38-82)

Free Throws - Game

Made: 18, David Ponce, at Creighton, Dec. 4, 1982 (19 att.)
Conference Made: 16, Tom Russell, vs. Kansas, Feb. 21, 1962 (17 att.)
Attempted: 25, Aleks Maric, vs. Kansas State, Feb. 13, 2007 (15 made)
Conference Attempted: 25, Aleks Maric, vs. Kansas State, Feb. 13, 2007 (15 made)

No Misses:

15, Shavon Shields, vs. Illinois, Feb. 12, 2014
 15, Jack Moore, vs. Oklahoma St., Feb. 10, 1982

Opponent Made: 18, Wilt Chamberlain, at Kansas, Feb. 8, 1958 (23 att.)

Opponent Attempted: 23, Wilt Chamberlain, at Kansas, Feb. 8, 1958 (18 made)

Opponent Made, No Misses: 15, John Crawford, Iowa State, at Kansas City, Dec. 29, 1956 (Holiday Tournament)
 15, Kyle Randall, Central Michigan, Dec. 22, 2012

Free Throws - Season

Made: 215, James Palmer Jr., 2018-19 (282 att.)
Conference Made: 119, James Palmer Jr., 2018-19 (159 att.)
Attempted: 282, James Palmer Jr., 2018-19 (215 made)
Conference Attempted: 159, James Palmer Jr., 2018-19 (119 made)

Percentage*: .939, Jack Moore, 1981-82 (123-131)

Conference Percentage*: .938, Jack Moore, 1981-82 (60-64)

Freshman Percentage*: .837, Eric Piatkowski, 1990-91 (72-86)

Consecutive Made: 39, Jack Moore, Jan. 27-Feb. 15, 1982

*Minimum 2 attempts per team game

Free Throws - Career

Made: 559, Dave Hoppen, 1983-86 (724 att.)
Conference Made: 267, Dave Hoppen, 1983-86 (338 att.)
Attempted: 724, Dave Hoppen, 1983-86 (559 made)
Conference Attempted: 371, Aleks Maric, 2005-08 (254 made)
Percentage*: .901, Jack Moore, 1979-82 (446-495)
Conference Percentage*: .877, Jack Moore, 1979-82 (185-211)
 *Minimum 200 attempts

Rebounds - Game

Rebounds: 26, Bill Johnson, vs. Iowa State, Jan. 4, 1954
Half: 15, Carl McPipe, vs. California-Davis, Dec. 16, 1977 (1st)
Two Players: 39, Leroy Chalk (20) and Chuck Jura (19), vs. Colorado, March 6, 1971
Opponent: 24, Bill Bridges, Kansas, twice;
 24, Andy Hopson, at Oklahoma St., Jan. 26, 1974
Opponent Two Players: 39, Dave DeBusschere (23) and Charlie North (16), at Detroit, Dec. 17, 1960

Rebounds - Season

Overall: 335, Venson Hamilton, 1998-99 (33 games)
 335, Aleks Maric, 2007-08 (33 games)
Conference: 186, Aleks Maric, 2007-08 (16 games)
Freshman: 203, Yvan Ouedraogo, 2019-20 (32 games)
Average: 11.7, Chuck Jura, 1971-72 (305 in 26 games)
Conference Average: 11.6, Aleks Maric, 2007-08 (186 in 16 games)

Rebounds - Career

Overall: 1,080, Venson Hamilton, 1996-99 (129 games)
Conference: 574, Aleks Maric, 2005-08 (64 games)

Average: 10.4, Rex Ekwall, 1955-57 (679 in 65 games)

Conference Average: 10.5, Leroy Chalk, 1969-71 (442 in 42 games)

Assists - Game

Assists: 18, Brian Carr, at Evansville, Jan. 3, 1985
Conference*: 13, Brian Carr, vs. Missouri, Jan. 28, 1987
Half: 10, Brian Carr, at Evansville, Jan. 3, 1985 (2nd);
 10, Charles Richardson Jr., at Rutgers, Dec. 2, 2006 (2nd)
Half (Conference): 9, Alonzo Verge Jr., at Ohio State, March 1, 2022 (1st)
Opponent: 18, Tom Kivisto, Kansas, at Kansas City, Dec. 29, 1973 (Big Eight Holiday Tournament)
 *Note: Carr had 14 assists at Kansas in a Big Eight Tournament game, March 5, 1985.

Assists - Season

Assists: 237, Brian Carr, 1984-85 (30 games)
Conference: 116, Cam Mack, 2019-20 (17 games)
Freshman: 144, Tyronn Lue, 1995-96 (35 games)
Average: 7.90, Brian Carr, 1984-85 (237 in 30 games)
Conference Average: 8.10, Brian Carr, 1984-85 (113 in 14 games)

Assists - Career

Assists: 682, Brian Carr, 1984-87 (123 games)
Conference: 297, Brian Carr, 1984-87 (56 games)
Average: 5.54, Brian Carr, 1984-87 (682 in 123 games)
Conference Average: 5.30, Brian Carr, 1984-87 (297 in 56 games)

Note: Assist records available only since 1974.

Triple-Doubles - Game

Triple-Doubles: 1, Cam Mack, vs. Purdue, Dec. 15, 2019
 1, Dalano Banton, vs. Doane, Dec. 17, 2020
Opponent: 1, Trayce Jackson-Davis, Indiana, Dec. 7, 2022

Steals - Game

Steals:
 8, Greg Downing, vs. UMKC, Dec. 8, 1982
 8, Cookie Belcher, at Texas Tech, Feb. 20, 1999
 8, Venson Hamilton, vs. Texas Tech, March 4, 1999 (B12T)
 8, Cookie Belcher, vs. Oklahoma St., Feb. 7, 2001
Conference:
 8, Cookie Belcher, at Texas Tech, Feb. 20, 1999
 8, Cookie Belcher, vs. Oklahoma St., Feb. 7, 2001
Opponent:
 8, Alvin Robertson, at Arkansas, Jan. 3, 1983
 8, Dominick Young, at Fresno St., March 22, 1996
 8, Jose Winston, Colorado, Jan. 23, 1999

Steals - Season

Steals: 102, Cookie Belcher, 1998-99 (32 games)
Freshman: 87, Cookie Belcher, 1996-97 (33 games)

Steals - Career

Steals: 353, Cookie Belcher, 1997-2001 (131 games)
Conference: 163, Cookie Belcher, 1997-2001 (64 games)
 Note: Steal statistics available only since 1978.

Blocks - Game

Blocks: 9, Mikki Moore, vs. Coppin State, Dec. 6, 1996
Conference:
 7, Rich King, at Oklahoma State, Jan. 20, 1990
 7, Kimani Friend, at Kansas St., Jan. 30, 2001
 7, John Turek, vs. Colorado, March 2, 2005
Opponent:
 8, Walter Downing, DePaul, March 28, 1983 (NIT)
 8, John Flippen, Baylor, March 9, 2000 (B12T)
 8, Diamond Stone, Maryland, Feb. 3, 2016
 8, Mike Watkins, Penn State, March 8, 2017 (B1GT)

Blocks - Season

Blocks: 91, Derrick Chandler, 1991-92 (29 games)
Conference: 43, Venson Hamilton, 1998-99 (16 games)
Freshman: 41, Jorge Brian Diaz, 2009-10 (33 games)

Blocks - Career

Blocks: 241, Venson Hamilton, 1996-99 (129 games)
Conference: 106, Venson Hamilton, 1996-99 (59 games)
Note: Blocked shot statistics available only since 1978.

Minutes Played - Game

Minutes Played: 60, Jack Moore and Andre Smith,
 vs. UAB, Dec. 22, 1979 (4OT)

Playing Time - Season

Games Played: 36, James Palmer Jr., Glynn Watson Jr.,
 Tanner Borchart, 2018-19
Games Started: 36, James Palmer Jr., Glynn Watson Jr.,
 2018-19
Minutes Played: 1,269, James Palmer Jr., 2018-19 (36 games)
Conference Minutes Played: 737, James Palmer Jr.,
 2018-19 (20 games)
Minutes Played Per Game: 38.5, Dave Hoppen, 1984-85
 (1,155 in 30 games)
Conference Minutes Played Per Game: 39.1, Dave Hoppen,
 1984-85 (548 in 14 games)

Playing Time - Career

Games Played: 134, Glynn Watson Jr., 2016-19
Consecutive Games Played: 134, Glynn Watson Jr., 2016-19
Games Started: 128, Cookie Belcher, 1997-2001 (131 games)
Consecutive Games Started: 111, Dave Hoppen, 1983-86
Minutes Played: 4,095, Cookie Belcher, 1997-2001 (131 games)
Conference Minutes Played: 2,305, Glynn Watson Jr.,
 2016-19 (74 games)
Minutes Played Per Game, Four-Year Career:
 33.4, Dave Hoppen, 1983-86 (3,711 in 111 games)
Minutes Played Per Game, Three-Year Career:
 34.5, Andre Smith, 1979-81 (2,901 in 84 games;
 minutes not available for Smith's freshman year, 1978)
Minutes Played Per Game, Two-Year Career:
 33.3, Stan Cloudy, 1983-84 (2,066 in 62 games)
Conference Minutes Played Per Game:
 35.5, Tyronn Lue, 1996-98 (1,633 in 46 games)

Team Records

Points - Game

Overall: 117, vs. Harvard (79), Dec. 1, 1989;
 vs. Oklahoma (113), at Kansas City, Mo.,
 March 8, 1991 (OT, B8T)
Conference: 111, at Oklahoma (99), Jan. 26, 1991;
 at Oklahoma (115), Feb. 14, 1994 (OT)
Home Court: 117, vs. Harvard (79), Dec. 1, 1989
Opponent's Court: 111, at Oklahoma (99), Jan. 26, 1991;
 at Oklahoma (115), Feb. 14, 1994 (OT)
Neutral Court: 117, vs. Oklahoma (113),
 at Kansas City, Mo., March 8, 1991 (OT, B8T)
First Half: 64, vs. Tennessee Tech, Dec. 14, 1990
Second Half: 66, vs. Oklahoma, Feb. 16, 1991
Both Teams: 230, at Oklahoma (133), Nebraska (97),
 Feb. 21, 1987; Nebraska (117), Oklahoma (113),
 at Kansas City, Mo., March 8, 1991 (OT, B8T)
Losing Effort: 111, at Oklahoma (115), Feb. 14, 1994 (OT)
Margin of Victory: 74, Nebraska (82), at Crete (8), Jan. 4, 1907
Margin of Defeat: 56, at Kansas (102), Nebraska (46), Feb. 8, 1958
Players Scoring in Double Figures:
 8, at Oklahoma, Jan. 26, 1991,
 [Tony Farmer (22), Carl Hayes (16), Beau
 Reid (14), Rich King (12), Jose Ramos (12),
 Eric Piatkowski (11), Keith Moody (11),
 Clifford Scales (10)]

8, vs. Appalachian State, Dec. 31, 1994,
 [Erick Strickland (21), Jaron Boone (17),
 Mikki Moore (12), Chris Sallee (12), Tom
 Wald (11), Melvin Brooks (10), Terrance
 Badgett (10), Chester Surles (10)]

Opponent: 133, at Oklahoma (NU 97), Feb. 21, 1987
Opponent, Half: 70, at Oklahoma, Feb. 21, 1987 (2nd)

Points - Season

Overall: 2,977, 1990-91 (34 games)
Conference: 1,513, 2023-24 (20 games)
Average: 87.6, 1990-91 (2,977 in 34 games)
Conference Average: 87.1, 1993-94 (1,219 in 14 games)
Opponent: 2,672, 1990-91 (34 games)
Opponent, Conference: 1,619, 2021-22 (20 games)
Opponent Average: 86.1, 1989-90 (2,410 points in 28 games)
Opponent Conference Average: 92.6, 1989-90 (1,297 in 14 games)
NU 100-Point Games: 7, 1990-91
Opponent 100-Point Games: 6, 1989-90

Field Goals - Game

Made: 51, vs. Nevada, Dec. 14, 1970 (81 att.)
Conference Made: 44, vs. Missouri, Jan. 28, 1967 (86 att.)
Attempted: 97, vs. Cal State Fullerton, Dec. 4, 1967 (41 made)
Conference Attempted: 83, vs. Oklahoma, Jan. 25, 1992 (28 made)
Percentage: .750, vs. Nebraska-Omaha, Jan. 25, 1988 (42-56)
Conference Percentage: .679, at Kansas, Feb. 5, 1980 (19-28)
Half Percentage: .840, vs. Nebraska-Omaha,
 Jan. 25, 1988 (21-25, 1st)
Conference Half Percentage: .833, vs. Iowa State,
 Feb. 21, 1985 (15-18, 2nd)
Opponent Made: 50, at Oklahoma, Feb. 21, 1987 (88 att.)
Opponent Attempted: 91, three times, most recently
 at Southern Utah, Nov. 30, 1991 (39 made)
Opponent Percentage: .771, Kansas State, at Nebraska,
 Feb. 3, 1982 (27-35)
Opponent Half Percentage: .857, Kansas State,
 at Nebraska, Feb. 3, 1982 (12-14, 1st)

Field Goals - Season

Made: 1,081, 1990-91 (2,185 att.)
Conference Made: 531, 2023-24 (1,157 att.)
Attempted: 2,185, 1990-91 (1,081 made)
Conference Attempted: 1,266, 2019-20 (505 made)
Percentage: .514, 1983-84 (786-1,529)
Conference Percentage: .511, 1982-83 (346-677)
Opponent Percentage: .521, 1979-80 (856-1,644)
Opponent Conference Percentage: .530, 1979-80 (366-694)

3-Pt. Field Goals - Game

Made: 18, vs. Kansas, Feb. 24, 2002 (37 att.)
Attempted: 41, vs. Nevada, Nov. 26, 2020 (9 made)
Conference Attempted: 37, vs. Kansas, Feb. 24, 2002 (18 made)
Percentage*: .750, vs. Texas-Pan American, Dec. 2, 2009 (9-12)
Conference Percentage*: .667, at Kansas State,
 Feb. 17, 2010 (14-21)
Opponent Made: 18, at Wisconsin, Jan. 21, 2020 (34 att.)
 at Minnesota, March 8, 2020 (35 att.)
Opponent Attempted: 46, Doane, Dec. 17, 2020 (13 made)
Opponent Percentage*: .765, at Kansas State,
 Jan. 10, 1987 (13-17)

*Minimum 10 attempts

3-Pt. Field Goals - Season

Made: 319, 2023-24 (893 att.)
Conference Made: 190, 2023-24 (503 att.)
Attempted: 893, 2023-24 (319 made)
Conference Attempted: 506, 2019-20 (159 made)
Percentage: .397, 2009-10 (217-547)
Conference Percentage: .413, 1986-87 (52-126)
Opponent Percentage: .423, 1986-87 (143-338)
Opponent Conference Percentage: .500, 1986-87 (59-118)

Free Throws - Game**Made:** 43, vs. Texas, Jan. 3, 1996 (59 att.)**Attempted:** 60, vs. Kansas State, Jan. 11, 1954 (36 made)**No Misses:** 17, at Oklahoma State, Jan. 31, 1979**No Misses, Half:** 17, vs. Oklahoma, at Kansas City, March 8, 1991 (1st, B8T)**Consecutive Made:** 25 vs. Oklahoma, at Kansas City, Dec. 28, 1967**Opponent Made:** 44, Oklahoma State, at Nebraska, Feb. 14, 1990 (52 att.)**Opponent Attempted:** 52, Oklahoma St., at Nebraska, Feb. 14, 1990 (44 made)**Opponent No Misses:** 16, at Kansas State, Jan. 26, 1980**Free Throws - Season****Made:** 690, 1990-91 (981 att.)**Conference Made:** 301, 1990-91 (417 att.)**Attempted:** 981, 1990-91 (690 made)**Conference Attempted:** 417, 1990-91 (301 made)**Percentage:** .767, 2011-12 (335-437)**Conference Percentage:** .782, 1993-94 (258-330)**Consecutive Made:** 34, 1985-86 (last 13 at Oklahoma, Jan. 29; first 21 at Colorado, Feb. 1)**Opponent Percentage:** .750, 1979-80 (389-519)**Opponent Conference Percentage:** .800, 1979-80 (179-212)**Rebounds - Game****Rebounds:** 77, vs. Kansas State, Feb. 18, 1957**Opponent:** 77, at Kansas, Feb. 23, 1957**Rebounds - Season****Rebounds:** 1,454, 1990-91 (34 games)**Conference:** 655, 1959-60 (14 games)**Average:** 48.8, 1959-60 (1,170 in 24 games)**Conference Average:** 46.8, 1959-60 (655 in 14 games)**Highest Margin:** +6.6, 1990-91 (42.8-36.2)**Opponent Average:** 49.6, 1959-60 (1,191 in 24 games)**Assists - Game****Assists:** 36, vs. Montana State, Dec. 23, 1977**Conference:** 31, vs. Iowa State, Feb. 4, 1973**Opponent:** 36, at Oklahoma, Feb. 21, 1987**Assists - Season****Assists:** 696, 1990-91 (34 games)**Conference:** 289, 1984-85 (14 games)**Average:** 20.5, 1984-85 (615 in 30 games)**Conference Average:** 20.6, 1984-85 (289 in 14 games)**Opponent:** 579, 1990-91 (34 games)**Opponent Conference:** 334, 2019-20 (20 games)*Note: Assist statistics available only since 1974.***Turnovers - Game****Fewest:** 2, vs. Purdue, Jan. 16, 2013; vs. Duquesne, Nov. 22, 2013**Most:** 31, at Creighton, Dec. 11, 2005**Fewest by Opponent:** 4, at Evansville, Jan. 3, 1985;

Western Kentucky, March 14, 1986 (NCAA); Missouri,

March 10, 2010 (B12T); Maryland, Feb. 18, 2022

Most by Opponent: 35, Denver, at Nebraska, Nov. 26, 1982**Turnovers - Season****Fewest:** 302, 1981-82 (28 games)**Fewest Conference:** 132, 1981-82 (14 games)**Most:** 627, 1995-96 (35 games)**Most Conference:** 310, 1999-00 (16 games)**Fewest Per Game:** 9.6, 2018-19 (344 in 36 games)**Most Per Game:** 19.3, 1999-00 (579 in 30 games)**Fewest Opponent:** 363, 1985-86 (30 games)**Fewest Opponent Conference:** 168, 1984-85 (14 games)**Most Opponent:** 618, 1990-91 (34 games)**Most Opponent Conference:** 291, 1998-99 (16 games)*Note: Turnover statistics available only since 1978.***Blocked Shots - Game****Most:** 15, vs. Coppin State, Dec. 6, 1996**Conference:** 14, at Northwestern, Jan. 2, 2018**Opponent:** 17, at Iowa State, Jan. 25, 2003**Blocked Shots - Season****Most:** 202, 1996-97 (33 games)**Conference:** 95, 2017-18 (18 games)**Opponent:** 167, 2019-20 (32 games)**Opponent Conference:** 106, 2019-20 (20 games)*Note: Blocked shot statistics available only since 1978.***Steals - Game****Steals:** 23, vs. Texas Tech, March 4, 1999 (B12T)**Conference:** 21, vs. Texas, Jan. 10, 1999**Opponent:** 20, at Oklahoma, Jan. 14, 1993**Steals - Season****Steals:** 359, 1998-99 (33 games)**Conference:** 166, 1998-99 (16 games)**Opponent:** 327, 1995-96 (35 games)**Opponent Conference:** 165, 1991-92 (14 games)*Note: Steal statistics available only since 1978.***Games Played - Season****Played:** 36, 2018-19 (19-7)**Victories:** 26, 1990-91 (8 losses)**Conference Victories:** 13, 2017-18 (13-5)**Home Victories:** 18, 2023-24 (1 loss)**Road Victories:** 12, 1990-91 (7 losses)**Percentage:** .933, 1911-12 (14-1)**Conference Percentage:** 1.000, 1911-12 (8-0); 1912-13 (10-0); 1913-14 (7-0); 1915-16 (12-0)**Losses:** 25, 2019-20 (7 wins)**Conference Losses:** 18, 2019-20 (2 wins)**Home Losses:** 12, 2021-22 (7 wins)**Road Losses:** 13, 1951-52 (0 wins); 1963-64 (1 win);

1999-00 (1 win); 13, 2002-03 (3 wins)

Overtime Games: 4, 1955-56 (won 3); 1979-80 (won 3);

1986-87 (won 4); 1996-97 (won 2); 2007-08 (won 1);

2019-20 (won 1); 2022-23 (won 3)

Overtimes, Single Game:

NC Nebraska 92, UAB 84, at Nebraska, Dec. 22, 1979;

NC State 104, Nebraska 100, at NC State, Dec. 1, 2021

Fewest Points Allowed, Game (since 1947)

1. 26 vs. Bethune-Cookman, Dec. 20, 2003 (NU 70)

2. 28 vs. North Carolina Central, Dec. 22, 2007 (71)

3. 32 vs. South Dakota, Dec. 3, 1949 (61)

4. 34 vs. Kansas, Jan. 8, 1949 (52)

34 vs. Morgan State, Dec. 6, 2004 (64)

6. 35 vs. Southeastern Louisiana, Nov. 11, 2018 (87)

7. 37 vs. Savannah State, Dec. 11, 2007 (82)

37 vs. Mississippi Valley State, Nov. 6, 2018 (106)

9. 38 vs. South Dakota, Dec. 16, 1947 (65)

38 vs. Santa Clara, Dec. 12, 1950 (53)

38 vs. Kansas, Feb. 11, 1961 (33)

38 vs. Mary, Nov. 15, 2016 (70)

Fewest Points By NU, Game (since 1947)

1. 28 at Kansas State (53), March 1, 1949

2. 33 vs. Kansas (38), Feb. 11, 1961

3. 34 vs. Kansas State (48), Dec. 27, 1948

34 at Michigan State (62), Feb. 25, 2012

5. 35 vs. Oklahoma State (52), March 16, 1949 (NCAA Playoff)

6. 36 at Kansas (49), Feb. 11, 1950

36 at Kansas State (71), Jan. 12, 1952

8. 38 at San Jose State (39), Dec. 29, 1947

38 at Oregon (60), Dec. 15, 2012

10. 39 at Oklahoma (66), Feb. 10, 1958

39 at Oklahoma State (54), Feb. 7, 1959

39 vs. Kansas (45), Feb. 23, 1963

39 vs. Kansas State (41), March 7, 1984 (B8T)

39 vs. Kansas (92), Feb. 17, 2007

39 vs. Oklahoma State (54), March 8, 2007 (B12T)

Most Points, Both Teams

- 230 at Oklahoma 133, Nebraska 97, Feb. 21, 1987
- 230 Nebraska 117, Oklahoma 113, March 8, 1991 (B8T, OT)
- 226 at Oklahoma 115, Nebraska 111, Feb. 14, 1994 (OT)
- 220 Nebraska 114, Oregon 106, Nov. 25, 1995 (OT)
- 217 at Oklahoma 117, Nebraska 100, Jan. 13, 1996 (3OT)
- 213 Northern Iowa 109, Nebraska 104, Dec. 16, 1995
- 211 at Nebraska 116, Texas-Arlington 95, Dec. 21, 1992
- 210 at California-Irvine 109, Nebraska 101, Nov. 28, 1986
- 210 Nebraska 111, at Oklahoma 99, Jan. 26, 1991
- 207 Marshall 119, Nebraska 88, March 13, 1967 (NIT)
- 207 Nebraska 106, at Southern Utah 101, Nov. 30, 1991

Fewest Points, Both Teams

- 71 Kansas 38, at Nebraska 33, Feb. 11, 1961
- 77 at San Jose State 39, Nebraska 38, Dec. 29, 1947
- 80 Kansas State 41, at Nebraska 39, March 7, 1984 (B8T)
- 81 at Kansas State 53, Nebraska 28, March 1, 1949
- 82 Kansas State 48, Nebraska 34, Dec. 27, 1948 (KC,B7HT)
- 82 at Nebraska 43, Air Force 39, Dec. 8, 1962
- 84 at Nebraska 43, Kansas 41, Feb. 22, 1958
- 84 Kansas 45, at Nebraska 39, Feb. 23, 1963
- 85 Nebraska 44, at Iowa State 41, Feb. 19, 1949
- 85 at Kansas 49, Nebraska 36, Feb. 11, 1950

100-Point Husker Games

- 117 vs. Harvard (79), Dec. 1, 1989
- 117 vs. Oklahoma (113), March 8, 1991 (B8T, OT)
- 116 vs. Nevada (71), Dec. 14, 1970
- 116 vs. Texas-Arlington (95), Dec. 21, 1992
- 114 vs. Oregon (106), Nov. 25, 1995 (OT)
- 113 vs. Augustana, S.D. (69), Nov. 26, 1983
- 113 vs. Tennessee Tech (92), Dec. 14, 1990
- 111 vs. Cal State Fullerton (74), Dec. 4, 1967
- 111 at Oklahoma (99), Jan. 26, 1991
- 111 vs. Portland (85), Dec. 4, 1993
- *111 at Oklahoma (115), Feb. 14, 1994 (OT)
- 110 vs. Oklahoma (90), Jan. 27, 1968
- 110 vs. Doane (64), Dec. 17, 2020
- 108 vs. Appalachian State (71), Dec. 31, 1994
- 108 vs. Colgate (76), Dec. 4, 1992
- 107 vs. Saint Louis (79), Nov. 23, 1990
- 107 vs. North Carolina A&T (57), Dec. 19, 2005
- 106 vs. Mississippi Valley State (37), Nov. 6, 2019
- 106 at Southern Utah (101), Nov. 30, 1991
- 106 vs. Colorado (67), Jan. 8, 1994
- 105 vs. Eastern Washington (71), Jan. 14, 1984
- 105 vs. Northwest Missouri St. (64), Jan. 5, 1987
- 105 vs. Toledo (68), Dec. 8, 1990
- 105 vs. Oklahoma (93), Feb. 16, 1991
- 105 vs. Oklahoma (88), March 11, 1994 (B8T)
- 104 vs. UTSA (94), Dec. 20, 2017
- 104 vs. Montana State (60), Dec. 23, 1978
- 104 vs. Pepperdine (100), Dec. 2, 1989
- 104 vs. Northern Iowa (109), Dec. 16, 1995
- 102 vs. Eastern Washington (67), Dec. 21, 1991
- 102 vs. Iowa State (86), Feb. 12, 1994
- 102 vs. McNeese State (55), Nov. 25, 2020
- 101 at Wisconsin (88), Dec. 1, 1965
- 101 vs. South Dakota (69), Dec. 1, 1984
- 101 at California-Irvine (109), Nov. 28, 1986
- 101 vs. Northeastern Illinois (60), Dec. 21, 1994
- 100 vs. Washington State (75), Dec. 12, 1966
- 100 vs. South Dakota State (83), Nov. 30, 1979
- 100 vs. Illinois (73), Nov. 24, 1990
- 100 vs. Creighton (83), Dec. 10, 1992
- 100 vs. Southern Utah (85), Jan. 5, 1993
- 100 at Colorado (86), Feb. 8, 1995
- 100 at Oklahoma (117), Jan. 13, 1996 (3OT)
- 100 at NC State (104), Dec. 1, 2021 (4OT)

Note: Nebraska is 39-5 when it has scored 100 or more points. *Most points scored in loss

100-Point Games Against NU

- 133 at Oklahoma, Feb. 21, 1987 (NU 97)
- 119 by Marshall, March 13, 1967 (88, NIT)
- 117 at Oklahoma, Jan. 13, 1996 (100, 3OT)
- 115 at Oklahoma, Feb. 14, 1994 (111, OT)
- 114 at Kansas State, Jan. 10, 1987 (82)
- 114 at Iowa State, Jan. 28, 1988 (76)
- 113 at Oklahoma, March 5, 1988 (93)
- 113 by Oklahoma, March 8, 1991 (117, B8T, OT)##
- 112 at Houston, Dec. 12, 1969 (82)
- *111 by Missouri, Jan. 13, 1990 (95)
- 111 at Kansas, Feb. 26, 1966 (73)
- 109 at California-Irvine, Nov. 28, 1986 (101)
- 109 by SW Louisiana, Dec. 29, 1992 (80)
- 109 by Northern Iowa, Dec. 16, 1995 (104)
- 108 at Kansas State, March 10, 1953 (80)
- 107 at Missouri, Feb. 10, 1990 (85)
- 107 by Oklahoma, March 13, 1992 (85, B8T)
- 107 at Minnesota, March 8, 2020
- 106 at Oklahoma, March 7, 1992 (97)
- 106 by Oregon, Nov. 25, 1995 (114, OT)##
- 105 at Oklahoma, Jan. 31, 1990 (64)
- 105 at Texas, Jan. 21, 1998 (91)
- 104 at NC State, Dec. 1, 2021 (100, 4 OT)
- 103 at Ohio State, Dec. 14, 1988 (76)
- 103 at Oklahoma, March 4, 1989 (76)
- 103 vs. Oklahoma State, Feb. 14, 1990 (84)
- 103 at Kansas, Jan. 25, 1992 (78)
- 102 at Kansas, Feb. 8, 1958 (46)
- 102 at Wyoming, Dec. 7, 1966 (98)
- 102 at Oklahoma, Jan. 14, 1993 (89)
- 102 at Texas, Jan. 4, 1995 (74)
- 102 at Iowa, March 2, 2021 (64)
- 102 Michigan, Dec. 7, 2021 (67)
- 101 at Iowa State, Feb. 24, 1990 (85)
- 101 at Michigan State, Dec. 4, 1991 (78)
- 101 at Southern Utah, Nov. 30, 1992 (106)##
- 101 at Texas Christian, March 15, 1999 (89)
- 100 vs. Kansas State, Dec. 26, 1963 (78)
- 100 at Kansas, Feb. 17, 1970 (87)
- 100 vs. Pepperdine, Dec. 2, 1989 (104)##

Note: Nebraska is 4-36 when allowing 100 or more points, (wins indicated with ##). *Most points scored against NU in Lincoln.

Largest Victory Margin

No.	Margin	Score	H/A	Opponent	Season
1.	74	82-8	A	Crete	1906-07
2.	69	106-37	H	Mississippi Valley St.	2018-19
3.	57	97-40	H	Arkansas-Pine Bluff	2004-05
4.	54	57-3	H	Doane	1899-1900
	54	57-3	A	Nebraska Wesleyan	1898-99
6.	52	87-35	H	Southeastern Louisiana	2018-19
	52	98-46	H	Southwest Missouri St.	1982-83
	52	62-10	H	Morningside	1911-12
9.	50	107-57	H	North Carolina A&T	2005-06
	50	93-43	H	Missouri Western	1982-83

Note: Nebraska's largest margin of victory over a conference opponent was 40 points vs. Kansas, March 2, 1901 (48-8).

Largest Losing Margin

No.	Margin	Score	Opponent	Season
1.	56	46-102	at Kansas	1957-58
2.	53	39-92	at Kansas	2006-07
3.	44	29-73	at Haskell Institute	1901-02
4.	43	9-52	at Minnesota	1901-02
5.	42	54-96	at Kansas	2005-06
	42	27-69	at Illinois	1942-43
	42	30-72	at Kansas	1945-46
	42	47-89	vs. Colorado (at K.C.)	1954-55
9.	41	64-105	at Oklahoma	1989-90
10.	40	51-91	at Texas	2009-10
	40	15-55	at DePaul	1943-44
	40	53-93	at Oklahoma State	1994-95

Individual Season Records

Points Scored

1.	James Palmer Jr. (2019)	708
2.	Dave Hoppen (1985)	704
3.	Tyronn Lue (1998)	678
4.	Eric Piatkowski (1994)	646
5.	Tyronn Lue (1997)	603
6.	Andre Smith (1980)	600
7.	Dave Hoppen (1984)	598
8.	Terran Petteway (2014)	579
9.	James Palmer Jr. (2018)	568
10.	Terran Petteway (2015)	564

Scoring Average (min. 400 pts.)

		G	Pts.	Avg.
1.	Dave Hoppen (1985)	30	704	23.5
2.	Dave Hoppen (1986)	19	420	22.1
3.	Eric Piatkowski (1994)	30	646	21.5
4.	Marvin Stewart (1971)	26	556	21.4
5.	Chuck Jura (1972)	26	551	21.2
6.	Tyronn Lue (1998)	32	678	21.2
7.	Jerry Fort (1975)	26	525	20.2
8.	Dave Hoppen (1984)	30	598	19.9
9.	James Palmer Jr. (2019)	36	708	19.7
10.	Andre Smith (1980)	31	600	19.4

Field Goals Made

1.	Dave Hoppen (1985)	270
2.	Tyronn Lue (1998)	240
3.	Andre Smith (1980)	237
4.	Eric Piatkowski (1994)	226
5.	Dave Hoppen (1984)	220
	Chuck Jura (1972)	220
7.	Jerry Fort (1975)	218
8.	Marvin Stewart (1971)	215
	Tyronn Lue (1997)	215
10.	James Palmer Jr. (2019)	213

Field Goals Attempted

1.	James Palmer Jr. (2019)	578
2.	Tyronn Lue (1998)	547
3.	Jerry Fort (1975)	508
4.	Jerry Fort (1974)	484
	Jim Buchanan (1952)	484
6.	Tyronn Lue (1997)	476
7.	Terran Petteway (2015)	465
8.	Eric Piatkowski (1994)	456
9.	Jaron Boone (1995)	455
10.	Jerry Fort (1976)	452

Field Goal Pct. (min. 5 att./team game)

Player	Season	FG-FGA	Pct.
1.	Derrick Walker (2022)	129-189	.683
2.	Larry Cox (1976)	133-198	.672
3.	Dave Hoppen (1985)	270-418	.646
4.	Kimani Ffriend (2001)	144-231	.623
5.	Dave Hoppen (1986)	151-245	.616
6.	Andre Smith (1980)	237-388	.611
7.	Steffon Bradford (2001)	155-257	.603
8.	Dave Hoppen (1984)	220-367	.599
9.	Chuck Jura (1971)	181-306	.592
10.	Pete Manning (1988)	111-188	.590

3-Point Field Goals Made

1.	Cary Cochran (2002)	89
2.	Andrew White III (2016)	87
3.	Ray Gallegos (2013)	83
4.	Glynn Watson Jr. (2019)	82
5.	Joe McCray (2005)	80
6.	Cary Cochran (2001)	78
	Tyronn Lue (1998)	78
8.	Keisei Tominaga (2024)	76
9.	Jaron Boone (1995)	70
10.	Terran Petteway (2015)	68

3-Point Field Goals Attempted

1.	Ray Gallegos (2013)	271
2.	Joe McCray (2005)	226
3.	Terran Petteway (2015)	217
4.	James Palmer Jr. (2019)	214
	Glynn Watson Jr. (2019)	214
6.	Andrew White III (2016)	211
7.	Tyronn Lue (1998)	209
8.	Cary Cochran (2002)	207
9.	Keisei Tominaga (2024)	202
10.	Bo Spencer (2012)	185

3-Point Pct. (min. 25 made)

	3FG-Att.	Pct.
1. Brian Conklin (2004)	66-118	.559
2. Cary Cochran (2001)	78-165	.473
3. Jay-R Strowbridge (2007)	25-54	.463
4. Clifford Scales (1991)	26-57	.456
5. Henry T. Buchanan (1987)	28-62	.452
6. Eshaunte Jones (2010)	40-92	.435
7. Brian Conklin (2002)	65-150	.433
8. Ryan Anderson (2007)	48-111	.432
9. Cary Cochran (2002)	89-207	.430
10. Ryan Anderson (2010)	54-126	.429

Free Throws Made

1.	James Palmer Jr. (2019)	215
2.	Jack Moore (1980)	184
3.	Terran Petteway (2014)	167
4.	Dave Hoppen (1985)	164
5.	James Palmer Jr. (2018)	163
6.	Bryce McGowens (2022)	162
7.	Dave Hoppen (1984)	158
8.	Aleks Maric (2007)	147
9.	Bob Grattopp (1969)	141
10.	Tom Russell (1962)	140

Free Throws Attempted

1.	James Palmer Jr. (2019)	282
2.	Kimani Ffriend (2000)	227
3.	James Palmer Jr. (2018)	221
4.	Aleks Maric (2007)	216
5.	Kimani Ffriend (2001)	213
6.	Bill Johnson (1954)	212
7.	Jack Moore (1980)	211
8.	Dave Hoppen (1985)	210
9.	Dave Hoppen (1984)	208
10.	Aleks Maric (2008)	207

Free Throw Pct. (min. 2 att./game)

	FT-FTA	Pct.
1. Jack Moore (1982)	123-131	.939
2. Cary Cochran (2002)	71-77	.9221
3. Jack Moore (1981)	118-128	.9219
4. Bo Spencer (2012)	92-105	.876
5. Keisei Tominaga (2024)	70-80	.875
6. Jack Moore (1980)	184-211	.872
7. David Ponce (1984)	67-77	.870
8. Nate Johnson (2004)	103-119	.866
9. Kent Reckewey (1973)	35-41	.854
10. Tom Baack (1966)	92-108	.852

Rebounds

1.	Aleks Maric (2008)	335
	Venson Hamilton (1999)	335
3.	Venson Hamilton (1998)	315
4.	Chuck Jura (1972)	305
5.	Leroy Chalk (1971)	290
6.	Rich King (1991)	274
7.	Venson Hamilton (1997)	269
8.	Kimani Ffriend (2000)	263
9.	Aleks Maric (2007)	260
10.	Dave Hoppen (1985)	258

Rebound Avg. (min. 175 rebounds)

		G	Reb.	Avg.
1.	Chuck Jura (1972)	26	305	11.7
2.	Rex Ekwall (1955)	21	241	11.5
3.	Bill Johnson (1954)	21	236	11.2
4.	Leroy Chalk (1971)	26	290	11.1
5.	Rex Ekwall (1956)	21	224	10.7
6.	Aleks Maric (2008)	33	335	10.2
	Venson Hamilton (1999)	33	335	10.2
8.	Leroy Chalk (1969)	26	257	9.9
9.	Venson Hamilton (1998)	32	315	9.8
10.	Leroy Chalk (1970)	24	235	9.8

Assists

1.	Brian Carr (1985)	237
2.	Brian Carr (1986)	201
3.	Charles Richardson Jr. (2007)	179
	Cam Mack (2020)	179
5.	Alonzo Verge Jr. (2022)	169
6.	Brian Carr (1987)	166
7.	Tyronn Lue (1998)	152
8.	Lance Jeter (2011)	145
	Jack Moore (1980)	145
10.	Tyronn Lue (1996)	144

Assists Per Game (min. 100 Assists)

	G	Assists	APG
1.	Brian Carr (1985)	30	237
2.	Brian Carr (1986)	30	201
3.	Cam Mack (2020)	28	179
4.	Charles Richardson Jr. (2007)	31	179
5.	Alonzo Verge Jr. (2022)	31	169
6.	Brian Carr (1987)	33	166
7.	Tyronn Lue (1998)	32	152
8.	Jack Moore (1980)	31	145
9.	Jamar Johnson (1992)	28	130
10.	Lance Jeter (2011)	32	145

Steals

1.	Cookie Belcher (1999)	102
2.	Erick Strickland (1995)	89
3.	Cookie Belcher (1997)	87
4.	Cookie Belcher (2001)	82
5.	Cookie Belcher (1998)	75
6.	Eric Johnson (1989)	68
7.	Venson Hamilton (1999)	67
	Brian Carr (1987)	67
9.	Clifford Scales (1991)	64
10.	Tyronn Lue (1998)	63

Blocked Shots

1.	Derrick Chandler (1992)	91
2.	Mikki Moore (1997)	88
3.	Kimani Ffriend (2000)	85
4.	Venson Hamilton (1999)	80
5.	Kimani Ffriend (2001)	74
6.	Mikki Moore (1996)	71
7.	Rich King (1991)	68
8.	Mikki Moore (1995)	67
9.	Venson Hamilton (1998)	66
	Isaiah Roby (2019)	66

Minutes Played

1.	James Palmer Jr. (2019)	1,269
2.	Glynn Watson Jr. (2019)	1,240
3.	Ray Gallegos (2013)	1,237
4.	Dylan Talley (2013)	1,173
5.	Dave Hoppen (1985)	1,155
6.	Tyronn Lue (1997)	1,150
7.	Tyronn Lue (1998)	1,149
8.	Jack Moore (1980)	1,143
9.	Andre Smith (1980)	1,141
10.	Charles Richardson Jr. (2007)	1,125

Individual Career Records**Points**

1.	Dave Hoppen (1983-86)	2,167
2.	Eric Piatkowski (1991-94)	1,934
3.	Jerry Fort (1973-76)	1,882
4.	Andre Smith (1978-81)	1,717
5.	Aleks Maric (2005-08)	1,630
	Shavon Shields (2013-16)	1,630
7.	Jaron Boone (1993-96)	1,609
8.	Erick Strickland (1993-96)	1,586
9.	Tyronn Lue (1996-98)	1,577
10.	Cookie Belcher (1997-2001)	1,552

Scoring Average (min. 675 Points)

	G	Pts.	Avg.
1.	Dave Hoppen (1983-86)	111	2,167
2.	James Palmer Jr. (2018-19)	69	1,276
3.	Terran Petteway (2014-15)	63	1,143
4.	Jerry Fort (1973-76)	105	1,882
5.	Tom Baack (1966-68)	75	1,299
6.	Marvin Stewart (1969-71)	75	1,138
7.	Stuart Lantz (1969-71)	75	1,269
8.	Chuck Jura (1970-72)	77	1,255
9.	Tyronn Lue (1996-98)	99	1,577
10.	Eric Piatkowski (1991-94)	123	1,934

Field Goals Made

1.	Dave Hoppen (1983-86)	804
2.	Jerry Fort (1973-76)	777
3.	Eric Piatkowski (1991-94)	676
4.	Andre Smith (1978-81)	673
5.	Aleks Maric (2005-08)	589
6.	Jaron Boone (1993-96)	575
7.	Rich King (1988-91)	564
8.	Shavon Shields (2013-16)	562
9.	Tyronn Lue (1996-98)	560
10.	Glynn Watson Jr. (2016-19)	557

Field Goals Attempted

1.	Jerry Fort (1973-76)	1,793
2.	Eric Piatkowski (1991-94)	1,436
3.	Glynn Watson Jr. (2016-19)	1,417
4.	Dave Hoppen (1983-86)	1,341
5.	Jaron Boone (1993-96)	1,327
6.	Tyronn Lue (1996-98)	1,255
7.	Shavon Shields (2013-16)	1,236
8.	Erick Strickland (1993-96)	1,219
9.	Larry Florence (1997-2000)	1,150
10.	Andre Smith (1978-81)	1,148

Field Goal Pct. (min. 400 att.)

	FG-FGA	Pct.
1.	Larry Cox (1974-76)	270-432
2.	Derrick Walker (2021-23)	335-540
3.	Dave Hoppen (1983-86)	804-1,341
4.	Andre Smith (1978-81)	673-1,148
5.	Kimani Ffriend (2000-01)	267-460
6.	Rich King (1988-91)	564-1,000
7.	Bruce Chubick (1991-94)	303-540
8.	Mikki Moore (1994-97)	274-676
9.	Chuck Jura (1970-72)	500-910
10.	Bernard Day (1985-86)	309-567

3-Point Field Goals Made

1.	Cary Cochran (1999-2002)	268
2.	Eric Piatkowski (1991-94)	202
3.	Ryan Anderson (2007-10)	185
4.	Glynn Watson Jr. (2016-19)	184
5.	Jaron Boone (1993-96)	181
6.	Erick Strickland (1993-96)	179
7.	Keisei Tominaga (2022-24)	178
8.	Brian Conklin (2001-04)	176
9.	Ray Gallegos (2010-14)	158
10.	Cookie Belcher (1997-2001)	146

3-Point Field Goals Attempted

1.	Cary Cochran (1999-2002)	630
2.	Eric Piatkowski (1991-94)	564
3.	Glynn Watson Jr. (2016-19)	527
4.	Ray Gallegos (2010-14)	517
5.	Erick Strickland (1993-96)	512
6.	Jaron Boone (1993-96)	501
7.	Keisei Tominaga (2022-24)	476
8.	Ryan Anderson (2007-10)	470
9.	Cookie Belcher (1997-2001)	450
10.	Brian Conklin (2001-04)	407
	Tyronn Lue (1996-98)	407

3-Point FG Pct. (min. 100 att.)

	3FG-Att.	Pct.
1.	Brian Conklin (2001-04)	176-407 .432
2.	Cary Cochran (1999-2002)	268-630 .425
3.	Jay-R Strowbridge (2007-08)	50-122 .410
4.	Clifford Scales (1988-91)	45-110 .409
5.	Henry T. Buchanan (1987-88)	67-165 .406
6.	Chris Cresswell (1990-92)	103-261 .395
7.	Ryan Anderson (2007-10)	185-470 .3936
8.	Marcus Perry (2006-07)	98-249 .3935
9.	Eshaunte Jones (2010-11)	68-172 .390
10.	Paul Velander (2006-09)	128-329 .389

Free Throws Made

1.	Dave Hoppen (1983-86)	559
2.	Aleks Maric (2005-08)	448
3.	Jack Moore (1979-82)	446
4.	Shavon Shields (2013-16)	429
5.	Eric Piatkowski (1991-94)	380
6.	James Palmer Jr. (2018-19)	378
7.	Andre Smith (1978-81)	371
8.	Venson Hamilton (1996-99)	360
9.	Rich King (1988-91)	345
10.	Erick Strickland (1993-96)	337

Free Throw Attempts

1.	Dave Hoppen (1983-86)	724
2.	Aleks Maric (2005-08)	679
3.	Venson Hamilton (1996-99)	590
4.	Shavon Shields (2013-16)	565
5.	Andre Smith (1978-81)	562
6.	Rich King (1988-91)	510
7.	James Palmer Jr. (2018-19)	503
8.	Jack Moore (1979-82)	495
9.	Eric Piatkowski (1991-94)	489
10.	Jerry Fort (1973-76)	486

Free Throw Pct. (min. 200 att.)

	FT-FTA	Pct.
1.	Jack Moore (1979-82)	446-495 .901
2.	Tom Baack (1966-68)	247-297 .832
3.	Brandon Richardson (2009-12)	230-278 .827
4.	Brandon Ubel (2010-13)	240-299 .803
5.	Brian Carr (1984-87)	230-287 .801
6.	Nate Johnson (2003-04)	186-233 .798
7.	Jamar Johnson (1992-94)	166-210 .790
	Bob Gratopp (1968-70)	316-400 .790
9.	Tyronn Lue (1996-98)	312-396 .788
10.	Charles Richardson Jr. (2004-07)	156-200 .780

Rebounds (since 1952)

1.	Venson Hamilton (1996-99)	1,080
2.	Aleks Maric (2005-08)	1,015
3.	Leroy Chalk (1969-71)	782
4.	Dave Hoppen (1983-86)	773
5.	Rich King (1988-91)	761
6.	Andre Smith (1978-81)	753
7.	Chuck Jura (1970-72)	740
8.	Carl McPipe (1976-79)	723
9.	John Turek (2002-05)	682
10.	Rex Ekwall (1955-57)	679

Rebound Avg. (min. 400 rebounds)

	G	Reb.	Avg.
1.	Rex Ekwall (1955-57)	65	679 10.4
2.	Leroy Chalk (1969-71)	76	782 10.3
3.	Chuck Jura (1970-72)	77	740 9.6
4.	Bill Johnson (1952-54)	65	569 9.5
5.	Tom Russell (1961-62)	49	432 8.8
6.	Herschell Turner (1958-60)	72	626 8.7
7.	Kimani Ffriend (2000-01)	58	492 8.5
8.	Aleks Maric (2005-08)	121	1,015 8.39
9.	Venson Hamilton (1996-99)	129	1,080 8.37
10.	Derrick Chandler (1992-93)	60	490 8.2

Assists (since 1974)

1.	Brian Carr (1984-87)	682
2.	Cookie Belcher (1997-2001)	477
3.	Jaron Boone (1993-96)	446
4.	Tyronn Lue (1996-98)	432
5.	Erick Strickland (1993-96)	414
6.	Charles Richardson Jr. (2004-07)	399
7.	Glynn Watson Jr. (2016-19)	382
	Jack Moore (1979-82)	382
9.	Jamar Johnson (1992-94)	355
10.	Clifford Scales (1988-91)	354

Steals (since 1978)

1.	Cookie Belcher (1997-2001)	353
2.	Erick Strickland (1993-96)	257
3.	Venson Hamilton (1996-99)	186
4.	Glynn Watson Jr. (2016-19)	177
	Clifford Scales (1988-91)	177
6.	Ryan Anderson (2007-10)	166
7.	Brian Carr (1984-87)	159
8.	Tyronn Lue (1996-98)	154
9.	Brandon Richardson (2009-12)	145
10.	Larry Florence (1997-2000)	137
	Benny Parker (2013-16)	137

Blocked Shots (since 1978)

1.	Venson Hamilton (1996-99)	241
2.	Mikki Moore (1994-97)	236
3.	Rich King (1988-91)	183
4.	John Turek (2002-05)	163
5.	Kimani Ffriend (2000-01)	159
6.	Isaiah Roby (2017-19)	154
7.	Aleks Maric (2005-08)	145
8.	Derrick Chandler (1992-93)	144
9.	Wes Wilkinson (2003-06)	113
10.	Jorge Brian Diaz (2010-12)	110

Games Played

1.	Glynn Watson Jr. (2016-19)	134
2.	Cookie Belcher (1997-2001)	131
3.	Benny Parker (2013-16)	130
4.	Venson Hamilton (1996-99)	129
5.	Sek Henry (2007-10)	128
6.	Terrance Badgett (1993-96)	127
	Jaron Boone (1993-96)	127
	Erick Strickland (1993-96)	127
	Tai Webster (2014-17)	127
10.	Brandon Ubel (2010-13)	125

Games Started

1.	Cookie Belcher (1997-2001)	129
2.	Glynn Watson Jr. (2016-19)	113
3.	Shavon Shields (2013-16)	112
4.	Dave Hoppen (1983-86)	111
5.	Larry Florence (1997-2000)	105
6.	Jaron Boone (1993-96)	102
7.	Ryan Anderson (2007-10)	101
8.	Aleks Maric (2005-08)	99
	Sek Henry (2007-10)	99
10.	Jake Muhleisen (2002-05)	98

Conference Tournament History

Big Eight

1977 (NU, 0-1)

at Kansas 61, Nebraska 58,
Tournament Champion: Kansas State
Regular-Season Champion: Kansas State

1978 (NU, 1-1)

Nebraska 71, Oklahoma State 63
Missouri 61, Nebraska 58
Tournament Champion: Missouri
Regular-Season Champion: Kansas

1979 (NU, 0-1)

at Kansas State 61, Nebraska 60 (2OT)
Tournament Champion: Oklahoma
Regular-Season Champion: Oklahoma

1980 (NU, 1-1)

Nebraska 75, Oklahoma 68
Kansas State 60, Nebraska 59
Jack Moore, All-Tournament
Regular-Season Champion: Missouri
Tournament Champion: Kansas State

1981 (NU, 0-1)

Colorado 70, Nebraska 66
Tournament Champion: Kansas
Regular-Season Champion: Missouri

1982 (NU, 1-1)

Nebraska 60, Oklahoma State 49
Missouri 58, Nebraska 53
Tournament Champion: Missouri
Regular-Season Champion: Missouri

1983 (NU, 1-1)

Nebraska 94, Iowa State 71
Missouri 69, Nebraska 63
Tournament Champion: Oklahoma St.
Regular-Season Champion: Missouri

1984 (NU, 0-1)

Kansas State 41, Nebraska 39
Tournament Champion: Kansas
Champion: Oklahoma St.

1985 (NU, 0-1)

at Kansas 74, Nebraska 69
Tournament Champion: Oklahoma
Champion: Oklahoma

1986 (NU, 1-1)

Nebraska 82, Oklahoma State 75
Iowa State 75, Nebraska 58
Bernard Day, All-Tournament
Tournament Champion: Kansas
Regular-Season Champion: Kansas

1987 (NU, 0-1)

Kansas State 47, Nebraska 45
Tournament Champion: Missouri
Regular-Season Champion: Missouri

1988 (NU, 0-1)

Kansas State 75, Nebraska 70
Tournament Champion: Oklahoma
Regular-Season Champion: Oklahoma

1989 (NU, 0-1)

Missouri 98, Nebraska 70
Tournament Champion: Missouri
Regular-Season Champion: Oklahoma

1990 (NU, 0-1)

Oklahoma 78, Nebraska 65
Tournament Champion: Oklahoma
Regular-Season Champion: Missouri

1991 (NU, 2-1)

Nebraska 117, Oklahoma 113 (OT)
Nebraska 87, Kansas 83
Missouri 90, Nebraska 82
Clifford Scales, Tony Farmer, All-Tournament
Tournament Champion: Missouri
Regular-Season Co-Champions: Oklahoma State; Kansas

1992 (NU, 0-1)

Oklahoma 107, Nebraska 85
Tournament Champion: Kansas
Regular-Season Champion: Kansas

1993 (NU, 0-1)

Kansas State 47, Nebraska 45
Tournament Champion: Missouri
Regular-Season Champion: Kansas

1994 (NU, 3-0)

Nebraska 105, Oklahoma 88
Nebraska 98, Missouri 91
Nebraska 77, Oklahoma State 66
Tournament Champion: Nebraska
All-Tournament: Eric Piatkowski (MVP),
Bruce Chubick, Jaron Boone
Regular-Season Champion: Missouri

1995 (NU, 0-1)

Oklahoma State 68, Nebraska 48
Tournament Champion: Oklahoma St.
Regular-Season Champion: Kansas

1996 (NU, 0-1)

Iowa State 62, Nebraska 60
Tournament Champion: Iowa State
Regular-Season Champion: Kansas

Big 12

1997 (NU, 0-1)

Missouri 78, Nebraska 72
Tournament Champion: Kansas
Regular-Season Champion: Kansas

1998 (NU, 1-1)

Nebraska 65, Baylor 46
Kansas 91, Nebraska 59
Tournament Champion: Kansas
Regular-Season Champion: Kansas

1999 (NU, 1-1)

Nebraska 69, Texas Tech 50
Kansas 77, Nebraska 53
Tournament Champion: Kansas
Regular-Season Champion: Texas

2000 (NU, 0-1)

Baylor 63, Nebraska 55
Tournament Champion: Iowa State
Regular-Season Champion: Iowa State

2001 (NU, 0-1)

Kansas State 72, Nebraska 68
 Tournament Champion: Oklahoma
 Regular-Season Champion: Iowa State

2002 (NU, 0-1)

Colorado 67, Nebraska 60
 Tournament Champion: Oklahoma
 Regular-Season Champion: Kansas

2003 (NU, 0-1)

Missouri 70, Nebraska 61
 Tournament Champion: Oklahoma
 Regular-Season Champion: Kansas

2004 (NU, 0-1)

Oklahoma 63, Nebraska 59
 Tournament Champion: Oklahoma St.
 Regular-Season Champion: Oklahoma St.

2005 (NU, 0-1)

Missouri 70, Nebraska 67
 Tournament Champion: Oklahoma St.
 Regular-Season Co-Champions: Oklahoma, Kansas

2006 (NU, 2-1)

Nebraska 71, Missouri 64
 Nebraska 69, Oklahoma 63
 Kansas 79, Nebraska 65
 Tournament Champion: Kansas
 Regular-Season Co-Champions: Texas, Kansas

2007 (NU, 0-1)

Oklahoma State 54, Nebraska 39
 Tournament Champion: Kansas
 Regular-Season Champion: Kansas

2008 (NU, 1-1)

Nebraska 61, Missouri 56
 Kansas 64, Nebraska 54
 Tournament Champion: Kansas
 Regular-Season Co-Champions: Texas, Kansas

2009 (NU, 0-1)

Baylor 65, Nebraska 49
 Tournament Champion: Missouri
 Regular-Season Champion: Kansas

2010 (NU, 1-1)

Nebraska 75, Missouri 60
 Texas A&M 70, Nebraska 64
 Tournament Champion: Kansas
 Regular-Season Champion: Kansas

2011 (NU, 0-1)

Oklahoma State 53, Nebraska 52
 Tournament Champion: Kansas
 Regular-Season Champion: Kansas

Big Ten**2012 (NU, 0-1)**

Purdue 79, Nebraska 61
 Tournament Champion: Michigan State
 Regular-Season Co-Champions: Ohio State, Michigan,
 Michigan State

2013 (NU, 1-1)

Nebraska 57, Purdue 55
 Ohio State 70, Nebraska 51
 Tournament Champion: Ohio State
 Regular-Season Champion: Indiana

2014 (NU, 0-1)

Ohio State 71, Nebraska 67
 Tournament Champion: Michigan State
 Regular-Season Champion: Michigan

2015 (NU, 0-1)

Penn State 68, Nebraska 65
 Tournament Champion: Wisconsin
 Regular-Season Champion: Wisconsin

2016 (NU, 2-1)

Nebraska 89, Rutgers 72
 Nebraska 70, Wisconsin 58
 Maryland 97, Nebraska 86
 Shavon Shields, All-Tournament
 Tournament Champion: Michigan State
 Regular-Season Champion: Indiana

2017 (NU, 0-1)

Penn State 76, Nebraska 67 (OT)
 Tournament Champion: Michigan
 Regular-Season Champion: Purdue

2018 (NU, 0-1)

Michigan 77, Nebraska 58
 Tournament Champion: Michigan
 Regular-Season Champion: Michigan State

2019 (NU, 2-1)

Nebraska 68, Rutgers 61
 Nebraska 69, Maryland 61
 Wisconsin 66, Nebraska 62
 Tournament Champion: Michigan State
 Regular-Season Co-Champions: Michigan State, Purdue

2020 (NU, 0-1)

Indiana 89, Nebraska 64
 Tournament Champion: Not completed (Covid-19)
 Regular-Season Co-Champions: Maryland, Michigan State,
 Wisconsin

2021 (NU, 0-1)

Penn State 72, Nebraska 66
 Tournament Champion: Illinois
 Regular-Season Champion: Michigan

2022 (NU, 0-1)

Northwestern 71, Nebraska 69
 Tournament Champion: Iowa
 Regular-Season Co-Champions: Illinois, Wisconsin

2023 (NU, 0-1)

Minnesota 78, Nebraska 75
 Tournament Champion: Purdue
 Regular-Season Champion: Purdue

2024 (NU, 1-1)

Nebraska 93, Indiana 66
 Illinois 98, Nebraska 87
 Tournament Champion: Illinois
 Regular-Season Champion: Purdue

Women's Basketball Honors

Wade Trophy - National Player of the Year (1)

- Karen Jennings (1993)

Wade Trophy Finalist

- Jordan Hooper (1 of 12) (2014)
- Kelsey Griffin (1 of 12) (2010)

Naismith Trophy Finalist

- Kelsey Griffin (1 of 4) (2010)

Wooden Award Finalist

- Jordan Hooper (1 of 15) (2014)
- Kelsey Griffin (1 of 5) (2010)

Honda Sports Award - Finalist

- Kelsey Griffin (1 of 4) (2010)

Three-Time All-Americans (2)

- Karen Jennings (1991 - HM; 1992 - HM; 1993 - 1st)
- Jordan Hooper (2012 - HM; 2013 - HM ;~ 2014 - 1st)

Two-Time All-Americans (1)

- Anna DeForge (1997 - HM; 1998 - HM)

WBCA First-Team All-American

- Jordan Hooper (1 of 10) (2013-14)
- Kelsey Griffin (1 of 10) (2009-10)
- Karen Jennings (1 of 10) (1992-93)

Associated Press First-Team All-American

- Kelsey Griffin (1 of 5) (2009-10)

U.S. Basketball Writers Association

First-Team All-American

- Kelsey Griffin (2009-10)

Wooden First-Team All-American

- Kelsey Griffin (2009-10)

AP Second-Team All-American

- Jordan Hooper (2013-14)

WBCA Honorable-Mention All-American

- Jordan Hooper (2012-13)
- Jordan Hooper (2011-12)
- Kiera Hardy (2006-07)
- Anna DeForge (1997-98)
- Karen Jennings (1991-92)
- Karen Jennings (1990-91)
- Amy Stephens (1988-89)

AP Honorable-Mention All-American

- Rachel Theriot (2013-14)
- Lindsey Moore (2012-13)
- Jordan Hooper (2012-13)
- Jordan Hooper (2011-12)
- Nicole Kubik (1998-99)
- Anna DeForge (1997-98)
- Anna DeForge (1996-97)

CSC Academic All-America Hall of Fame (1)

- Karen Jennings (2008)

CSC Academic All-Americans of the Year (2)

- Karen Jennings (1993)
- Karen Jennings (1992)

Three-Time First-Team Academic All-American (1)

- Karen Jennings (1991, 1992, 1993)

Two-Time Academic All-American (1)

- Stephanie Bolli (1986, 1988)

CSC Academic All-Americans (8)

First-Team (4)

- Karen Jennings (1993)
- Karen Jennings (1992)
- Karen Jennings (1991)
- Stephanie Bolli (1988)

Third-Team (2)

- Terri Parriott (1985)
- Cathy Owen (1984)

Honorable-Mention (2)

- Stephanie Bolli (1986)
- Kelli Benson (1984)

Senior CLASS Award

- Kelsey Griffin (2009-10)

Senior CLASS First-Team All-American

- Jordan Hooper (1 of 5) (2013-14)

Women's Basketball News Service

Defensive Player of the Year

- Nicole Kubik (1998-99)

Women's Basketball News Service

All-American

Nicole Kubik (2nd) (1999-00)

Nicole Kubik (2nd) (1998-99)

Women's Basketball Journal

Defensive All-American

- Nicole Kubik (1st) (1999-00)
- Nicole Kubik (1st) (1998-99)

National Coach of the Year

- Connie Yori, WBCA (2009-10)
- Connie Yori, Associated Press (2009-10)
- Connie Yori, U.S. Basketball Writers Association (2009-10)
- Connie Yori, Naismith Award (2009-10)
- Connie Yori, Kay Yow Award (2009-10)

Big Ten Coach of the Year

- Amy Williams (2017-18)
- Connie Yori (2013-14)
- Connie Yori (2012-13)

Big 12 Coach of the Year

- Connie Yori (2009-10)

Big Eight Coach of the Year

- Angela Beck (1987-88)

Big Eight Female Athlete of the Year

- Karen Jennings (1992-93)

Big Ten Player of the Year

- Jordan Hooper (2013-14)

Big 12 Player of the Year

- Kelsey Griffin (2009-10)

Big Eight Player of the Year

- Karen Jennings (1992-93)
- Karen Jennings (1991-92)
- Maurtice Ivy (1987-88)

Big 12 Defensive Player of the Year

- Yvonne Turner (2009-10)

Big Ten Freshman of the Year

- Jessica Shepard (2015-16)

Big Ten Sixth Player of the Year

- Leigha Brown (2019-20)

Big 12 Newcomer of the Year

- Jelena Spiric (2004-05)
- Keasha Cannon (2001-02)

Big Eight Newcomer of the Year

- Meggan Yedsena (1990-91)
- Karen Jennings (1989-90)
- Kim Harris (1987-88)

First-Team All-Conference (25)**Big Ten (5)**

2015-16	Jessica Shepard
2013-14	Jordan Hooper
	Rachel Theriot
2012-13	Jordan Hooper
2011-12	Jordan Hooper

Big 12 (11)

2009-10	Kelsey Griffin
	Cory Montgomery
	Yvonne Turner
2007-08	Kelsey Griffin
2006-07	Kiera Hardy
	Kelsey Griffin
2005-06	Kiera Hardy
2004-05	Kiera Hardy
1999-00	Nicole Kubik
1997-98	Anna DeForge
1996-97	Anna DeForge

Big Eight (9)

1993-94	Nafeesah Brown
1992-93	Karen Jennings
1991-92	Karen Jennings
1990-91	Karen Jennings
1988-89	Amy Stephens
1987-88	Maurtice Ivy
1986-87	Maurtice Ivy
1985-86	Maurtice Ivy
1983-84	Debra Powell

Conference All-Tournament Team (17)**Big Ten (7)**

2023-24	Jaz Shelley
2023-24	Alexis Markowski
2013-14	Rachel Theriot (MVP)
2013-14	Jordan Hooper
2012-13	Lindsey Moore
2011-12	Lindsey Moore
2011-12	Jordan Hooper

Big 12 (2)

1999-00	Nicole Kubik
1996-97	Anna DeForge

Big Eight (10)

1992-93	Karen Jennings
1987-88	Maurtice Ivy
1986-87	Maurtice Ivy
1981-82	Kathy Hagerstrom
1979-80	Diane DelVigna, Janet Smith
1978-79	Diane DelVigna, Carol Garey
1976-77	Jan Crouch
1975-76	Kathy Hawkins

All-Time Series

Opponent	W-L
Akron	1-0
Alabama	2-1
Alabama A&M	2-0
Alabama-Birmingham	0-1
Albany	1-0
Alcorn State	2-0
Arizona	3-2
Arizona State	4-4
Arkansas	1-1
Arkansas-Little Rock	1-0
Arkansas-Pine Bluff	5-0
Arkansas State	2-2
Auburn	0-2
Bakersfield	3-0
Baylor	6-10
Belmont	0-1
Boston College	0-1
Boston University	1-0
Bowling Green	1-0
Bradley	1-0
Bucknell	2-0
Buffalo	1-1
Butler	1-0
BYU	4-3
California	0-2
Cal Poly-Pomona	0-1
Cal State Bakersfield	3-0
Cal State Fullerton	5-2
Cal State Northridge	1-0
Central Michigan	2-1
Central Missouri	5-3
Chattanooga	1-1
Chicago State	1-0
Cincinnati	1-2
Clemson	0-2
Coastal Carolina	1-0
Colgate	2-0
Colorado	28-42
Colorado State	1-2
Creighton	31-18
Davidson	1-0
Delta State	1-1
Denver	3-0
DePaul	1-4
Doane	1-0
Drake	12-11
Drexel	1-0
Duke	2-1
East Carolina	1-0
Eastern Kentucky	2-0
Eastern Washington	1-0
Evansville	1-0
Fairleigh Dickinson	1-0
Florida	2-0
Florida Atlantic	3-0
Florida A&M	2-0
Florida State	2-1
Fort Hays State	1-0
Fresno State	1-0
Georgia	0-2
Georgia Southern	1-0
Georgia State	1-0
Georgia Tech	1-2
Gonzaga	1-1
Grambling State	4-0
Grandview	4-1
Hampton	1-0
High Point	1-0
Houston	2-2
Houston Christian	1-0
Holy Cross	1-0
Howard	1-0
Idaho	1-0
Idaho State	3-0
Illinois	20-7
Illinois State	1-0
Indiana	6-12
Indiana State	1-1
InterAmerican	1-0
Iowa	16-24
Iowa State	40-36
James Madison	2-0
Kansas	34-52
Kansas State	33-46
Kentucky	2-2
Kent State	3-0
Lamar	2-0
La Salle	1-1
Little Rock	1-0
Long Beach State	2-4
Louisiana-Lafayette	2-0
Louisiana Tech	0-1
Louisville	1-3
Loyola Marymount	1-0
LSU	1-2
Manhattan	1-0
Maine	1-1
Manitoba	1-0
Marist	0-2
Marquette	1-0
Maryland	3-16
Memphis	1-1
Miami (Fla.)	3-1
Miami (Ohio)	1-0
Michigan	18-9
Michigan State	12-6
Midland	3-3
Minnesota	18-14
Mississippi College	0-1
Mississippi State	1-0
Mississippi Valley State	1-0
Missouri	41-32
Missouri-St. Louis	2-0
Missouri State	3-1
Missouri Western	1-0
Montana	2-2
Montana State	2-0
Morgan State	1-0
Morningside	2-0
NC State	3-1
Nebraska-Kearney	6-0
Nebraska Wesleyan	1-0
New Mexico	3-4
New Mexico State	2-0
New Orleans	2-0
Nicholls State	2-0
North Carolina	1-1
North Carolina A&T	1-0
North Carolina Central	2-0
North Carolina Wilmington	1-0
North Florida	1-0
North Texas	1-0
Northeastern	1-0
Northeastern Illinois	1-0
Northern Arizona	4-0
Northern Colorado	5-0
Northern Illinois	2-2
Northern Iowa	7-1
Northwest Missouri State	9-3
Northwestern	16-8
Northwestern State	2-0
Notre Dame	1-1
Oakland	1-0
Occidental	1-0
Ohio	1-0
Ohio State	9-14
Oklahoma	23-27
Oklahoma State	32-26
Old Dominion	0-1
Ole Miss	1-1
Omaha	17-9
Oral Roberts	8-0
Oregon	0-1
Oregon State	0-4
Pacific	1-0
Pacific Christian	1-0
Penn State	1-9
Pepperdine	3-1
Prairie View A&M	1-0
Princeton	2-0
Puerto Rico-Mayaguez	1-0
Purdue	11-10
Queen's University	0-1
Radford	1-0
Rice	3-0
Robert Morris	2-0
Rutgers	5-8
Sacred Heart	1-0
St. Bonaventure	1-0
St. Cloud State	1-0
St. John's	2-0
St. Louis	5-1
St. Mary's (Calif.)	2-0
St. Peter's	1-0
Samford	1-0
Sam Houston State	3-0
San Diego	3-0
San Jose State	3-0
Savannah State	1-0
Simpson College	2-0
SIUE	2-0
South Alabama	2-0
South Carolina	1-0
South Dakota	10-1
South Dakota State	2-2
South Florida	3-0
Southeastern Louisiana	2-0
Southern	4-0
Southern Illinois	1-0
Southern Utah	3-0
Stanford	0-2
Stetson	1-0
Syracuse	0-1
Tarkio	2-1
Tarleton	1-0
Temple	1-1
Temple JC	0-2
Tennessee	0-2
Tennessee-Martin	2-0
Tennessee Tech	1-1
Texas	6-14
Texas A&M	16-9
Texas Christian	0-1
Texas A&M-Corpus Christi	3-0
Texas-Pan American	2-1
Texas Rio Grande Valley	1-0
Texas Southern	3-0
Texas State	2-0
Texas Tech	5-13
Troy	1-0
Tulane	0-1
Tulsa	1-0
UAB	0-1
UC Irvine	1-0
UCLA	3-4
UConn	0-3
UC Santa Barbara	3-1
UIC	1-0
UMass Lowell	1-0
UMKC	5-1
UNLV	2-4
USC	5-3
USC Upstate	1-0
U.S. International	1-0
Utah	2-2
Utah State	1-0
UT Arlington	1-0
UTEP	1-1
Valdosta State	0-1
Vermont	3-0
Virginia	0-1
Virginia Tech	0-2
Wake Forest	1-0
Washburn	1-0
Washington	2-2
Washington State	5-4
Wayland Baptist	0-2
Wayne State (Neb.)	5-5
Weber State	6-0
West Texas State	1-0
Western Illinois	1-0
Western Kentucky	1-0
Wichita State	7-0
William Penn	1-1
William Woods	1-0
Winnipeg	1-3
Wisconsin	16-7
Wisconsin-Green Bay	4-1
Wisconsin-Milwaukee	2-1
Wofford	1-0
Wyoming	10-0
Xavier	1-0
Yale	1-0

Individual Game Records

Most Points

1.	Karen Jennings (Kansas St., 1/21/92)	48
2.	Maurtice Ivy (Illinois, 12/30/86)	46
3.	Crystal Coleman (Oklahoma St., 2/19/83)	41
4.	Amy Stephens (Oklahoma, 2/8/89)	40
5.	Karen Jennings (Oklahoma, 2/15/92)	39
6.	Kate Galligan (Kansas, 2/11/96)	38
7.	Amy Stephens (Kansas, 2/4/89)	37
	Kiera Hardy (Baylor, 1/12/05)	37
	Jaz Shelley (Minnesota, 2/15/23)	37
10.	Amy Stephens (Missouri, 2/18/89)	36
	Karen Jennings (Illinois, 12/14/91)	36
	Pyra Aarden (Bowling Green, 12/10/94)	36
	Nicole Kubik (Kansas, 1/16/99)	36
	Kelsey Griffin (Kansas St., 3/6/10)	36
	Jordan Hooper (Florida State, 12/8/12)	36

Field Goals Made

1.	Karen Jennings (Kansas St., 1/21/92)	22
2.	Janet Smith (Central Missouri St., 1/7/81)	17
	Crystal Coleman (Oklahoma St., 2/19/83)	17
4.	Maurtice Ivy (Illinois, 12/30/86)	16
	Maurtice Ivy (Oklahoma, 2/21/87)	16
6.	Diane DeVigna (Weber St., 11/17/79)	15
	Diane DeVigna (Valdosta St., 11/23/79)	15
	Amy Stephens (BYU, 12/5/87)	15
	Pyra Aarden (Bowling Green, 12/10/94)	15
	Kelsey Griffin (Kansas St., 3/6/10)	15

Field Goals Attempted

1.	Nicole Kubik (Missouri, 2/2/99)	33
2.	Darcy Williamson (UNO, 1/14/76)	28
	Darcy Williamson (Wayne St., 2/23/76)	28
	Tear'a Lauderhill (Rutgers, 2/5/15)	28
5.	Kiera Hardy (Missouri, 2/26/05)	27
	Jordan Hooper (Washington St., 11/30/13)	27
	Jordan Hooper (Illinois, 2/27/14)	27
	Rachel Theriot (Minnesota, 12/29/14)	27
	Jessica Shepard (Ohio St., 2/16/17)	27
10.	Sherry Brink (UNO, 1/28/76)	26
	Sherry Brink (St. Cloud St., 3/24/76)	26
	Maurtice Ivy (Iowa St., 2/22/86)	26
	Maurtice Ivy (Oklahoma, 2/21/87)	26
	Karen Jennings (Kansas St., 1/21/92)	26
	Anna DeForge (Baylor, 1/21/98)	26

Field Goal Percentage (minimum 10 made)

1.	Cathy Owen (Kentucky, 1/4/84)	1.000 (10-10)
	Carol Russell (Oklahoma, 1/29/91)	1.000 (10-10)
3.	Karen Jennings (Howard, 12/11/92)	.917 (11-12)
4.	Crystal Coleman (Kentucky, 1/4/84)	.909 (10-11)
	Debra Powell (Oklahoma St., 2/9/85)	.909 (10-11)
6.	Carol Garey (William Woods, 11/13/78)	.846 (11-13)
	Maurtice Ivy (BYU, 12/5/87)	.846 (11-13)
	Chelsea Aubry (Missouri, 1/20/07)	.846 (11-13)
	Karen Jennings (Kansas St., 1/21/92)	.846 (22-26)
10.	Maurtice Ivy (Tulsa, 11/28/86)	.833 (10-12)
	Kim Harris (Oklahoma, 1/27/88)	.833 (10-12)
	Jessica Gerhart (N. Colorado, 11/19/04)	.833 (10-12)
	Kelsey Griffin (Texas, 1/12/10)	.833 (10-12)
	Jessica Shepard (Penn St., 1/13/16)	.833 (10-12)

3-Point Field Goals Made

1.	Jaz Shelley (Illinois, 3/3/22)	9
2.	Natalie Romeo (Penn St., 1/13/16)	8
	Natalie Romeo (Wisconsin, 1/27/16)	8
4.	Jaz Shelley (Minnesota, 2/15/23)	7
	Jaz Shelley (Wisconsin, 12/7/22)	7
	Jaz Shelley (Mississippi St., 11/26/22)	7
	Amy Stephens (Iowa, 12/30/88)	7
	Amy Stephens (Kansas, 2/4/89)	7
	K.C. Cowgill (Colgate, 11/23/01)	7

Kiera Hardy (Iowa, 3/21/05)	7
Jordan Hooper (Missouri, 2/2/11)	7
Tear'a Lauderhill (Penn St., 2/24/14)	7
Tear'a Lauderhill (Alabama, 12/7/14)	7
Natalie Romeo (Illinois, 3/5/15)	7
Natalie Romeo (Rutgers, 3/3/16)	7

3-Point FG Attempted

1.	Kiera Hardy (Missouri, 2/26/05)	19
2.	Amy Stephens (Kansas St., 2/11/89)	18
3.	Tear'a Lauderhill (Rutgers, 2/5/15)	17
4.	Amy Stephens (Oklahoma St., 2/15/89)	16
	Kiera Hardy (Minnesota, 12/3/05)	16
	Natalie Romeo (Penn St., 1/13/16)	16
7.	Jordan Hooper (Illinois, 2/27/14)	15
	Tear'a Lauderhill (Alabama, 12/7/14)	15
	Tear'a Lauderhill (Minnesota, 2/24/15)	15
10.	Yvonne Turner (Baylor, 1/17/10)	14
	Yvonne Turner (Colorado, 2/20/10)	14
	Natalie Romeo (Wisconsin, 1/27/16)	14
	Taylor Kissinger (Buffalo, 11/23/17)	14

3-Point FG Percentage (minimum 5 made)

1.	Taylor Kissinger (USC Upstate, 11/11/18)	1.000 (6-6)
	Jessica Periago (Indiana, 12/5/10)	1.000 (5-5)
3.	Amy Stephens (Kansas, 2/4/89)	.875 (7-8)
	K.C. Cowgill (Colgate, 11/23/01)	.875 (7-8)
5.	Jaz Shelley (Drexel, 11/26/21)	.857 (6-7)
	Alexis Markowski (Iowa, 1/16/22)	.857 (6-7)
7.	Sabrina Brooks (UMKC, 11/30/87)	.833 (5-6)
	Nicole Kubik (Kansas St., 1/30/00)	.833 (5-6)
9.	Kate Galligan (Arkansas St., 12/12/93)	.714 (5-7)
	Brooke Schwartz (Kansas, 2/13/99)	.714 (5-7)
	Heather Kephart (Washington St., 12/4/03)	.714 (5-7)
	Jordan Hooper (No. Arizona, 12/10/11)	.714 (5-7)
	Natalie Romeo (Michigan St., 2/14/16)	.714 (5-7)
	Emily Wood (Washington St., 12/22/17)	.714 (5-7)
	Hannah Whitish (Michigan St., 2/14/18)	.714 (5-7)

Free Throws Made

1.	Kelsey Griffin (Missouri, 2/27/10)	17
2.	Nicole Kubik (Kansas, 1/16/99)	16
3.	Jelena Spircic (Baylor, 1/12/05)	15
4.	Laura Tietjen (UNLV, 1/15/77)	14
	Crystal Coleman (Central Michigan, 11/26/83)	14
	Maurtice Ivy (Illinois, 12/30/86)	14
	Pyra Aarden (Missouri, 2/19/95)	14
	Margaret Richards (E. Kentucky, 11/29/03)	14
	Sam Haiby (Illinois, 12/10/20)	14
10.	Debra Powell (Missouri, 1/21/84)	13
	Meggan Yedsena (Missouri, 2/16/94)	13
	Jami Kubik (Missouri, 2/17/98)	13
	Nicole Kubik (Kentucky, 3/13/99)	13
	Kelsey Griffin (Texas A&M-CC, 11/27/05)	13
	Dominique Kelley (St. Mary's, 11/20/10)	13
	Lindsey Moore (South Dakota St., 12/21/11)	13
	Lindsey Moore (Purdue, 3/4/12)	13
	Lindsey Moore (USC, 11/23/12)	13
	Rachel Theriot (UCLA, 11/28/14)	13

Free Throws Attempted

1.	Jessica Shepard (Northern Arizona, 12/19/15)	20
	Jessica Shepard (Michigan St., 2/26/17)	20
3.	Nicole Kubik (Kansas, 1/16/99)	18
	Margaret Richards (E. Kentucky, 11/29/03)	18
	Kelsey Griffin (Texas A&M-CC, 11/27/05)	18
	Kelsey Griffin (Missouri, 2/27/10)	18
7.	Pyra Aarden (Missouri, 2/19/95)	17
8.	Crystal Coleman (Oklahoma, 1/12/83)	16
	Maurtice Ivy (Illinois, 12/30/86)	16
	Nafeesah Brown (Oklahoma, 1/9/94)	16
	Jami Kubik (Missouri, 2/17/98)	16
	Jelena Spircic (Baylor, 1/12/05)	16
	Jessica Shepard (Michigan, 1/24/16)	16
	Sam Haiby (Illinois, 12/10/20)	16

Free Throw Percentage (minimum 10 made)

1. Laura Tietjen (UNLV, 1/15/77)	1.000 (14-14)
Dominique Kelley (St. Mary's, 11/20/10)	1.000 (13-13)
Karen Jennings (Oklahoma, 1/10/93)	1.000 (12-12)
Kate Galligan (Missouri, 2/18/96)	1.000 (12-12)
Jordan Hooper (Purdue, 3/4/12)	1.000 (12-12)
Tina McClain (Missouri, 3/2/96)	1.000 (11-11)
Jaz Shelley (Purdue, 2/17/24)	1.000 (10-10)
Jaz Shelley (Illinois, 2/9/23)	1.000 (10-10)
Debra Powell (Clemson, 11/24/84)	1.000 (10-10)
Cathy Owen (Oklahoma, 3/2/85)	1.000 (10-10)
Kate Galligan (Iowa St., 2/27/94)	1.000 (10-10)
Kiera Hardy (Missouri, 2/25/04)	1.000 (10-10)
Cory Montgomery (Denver, 11/24/08)	1.000 (10-10)
Emily Cady (Alabama, 11/11/13)	1.000 (10-10)
Emily Cady (Utah St., 12/8/13)	1.000 (10-10)
Sam Haiby (Penn St., 3/2/19)	1.000 (10-10)
17. Kelsey Griffin (Missouri, 2/27/10)	.944 (17-18)

Rebounds

1. Janet Smith (UNO, 12/19/80)	25
2. Kelly Hubert (Wisconsin, 12/7/90)	23
3. Angie Miller (UMKC, 12/7/83)	22
4. Alexis Markowski (Purdue, 2/17/24)	21
Kathy Hagerstrom (Iowa St., 1/16/81)	21
Janet Smith (South Dakota, 1/30/81)	21
7. Janet Smith (Northwestern, 12/29/80)	20
Pyra Aarden (Bowling Green, 12/10/94)	20
Charlie Rogers (Drake, 12/2/99)	20
Jessica Shepard (Michigan, 1/24/16)	20
Kate Cain (Penn St., 2/22/18)	20

Assists

1. Kathy Hawkins (Kearney St., 2/17/76)	19
2. Rachel Theriot (Minnesota, 3/7/14)	18
3. Kathy Hawkins (UNO, 12/17/76)	17
4. Kathy Hawkins (UNO, 1/28/76)	15
Rachel Theriot (California, 12/12/15)	15
6. Rachel Theriot (Penn St., 2/2/16)	14
7. Jaz Shelley (Iowa, 3/10/24)	13
Stacy Imming (Oklahoma, 2/21/87)	13
Rachel Theriot (Minnesota, 2/11/16)	13
10. Jaz Shelley (Tarleton, 11/22/22)	12
Jaz Shelley (Minnesota, 2/20/22)	12
Crystal Coleman (Pepperdine, 1/11/84)	12
Amy Stephens (Colorado, 2/20/88)	12
Meggan Yedsena (Oklahoma, 1/26/91)	12
Meggan Yedsena (Arizona St., 1/4/94)	12
Rachel Theriot (Michigan St., 2/8/14)	12
Rachel Theriot (Fresno St., 3/22/14)	12
Rachel Theriot (Purdue, 1/20/16)	12
Rachel Theriot (Michigan St., 2/14/16)	12
Hannah Whitish (Purdue, 1/31/19)	12

Steals

1. Kathy Hawkins (Wichita St., 2/5/77)	10
2. Kathy Hawkins (UNO, 1/28/76)	9
Kathy Hawkins (Occidental, 1/10/77)	9
Nafeesah Brown (Northern Iowa, 12/28/93)	9
LaToya Doage (Missouri, 1/18/97)	9
Nicole Kubik (North Texas, 12/20/98)	9
Nicole Kubik (Washington, 12/6/99)	9
8. Jan Crouch (NW Missouri St., 12/14/76)	8
Kathy Hawkins (UNO, 12/17/76)	8
Crystal Coleman (UCLA, 1/10/84)	8
Stacy Imming (Oklahoma St., 2/9/85)	8
Nicole Kubik (Missouri, 2/17/98)	8
Nicole Kubik (South Alabama, 11/13/98)	8
Nicole Kubik (Kansas, 1/16/99)	8
Yvonne Turner (Florida, 11/17/07)	8
Yvonne Turner (Arkansas-Pine Bluff, 1/2/08)	8

Blocked Shots

1. Kate Cain (Florida Atlantic, 12/19/17)	11
2. Danielle Page (Baylor, 2/3/07)	9
Kate Cain (Ohio State, 1/16/21)	9
4. Kate Cain (Alabama A&M, 11/6/19)	8
Kate Cain (Ohio St., 2/20/20)	8
6. Katie Morse (Texas A&M, 1/17/04)	7
Danielle Page (Cal State Bakersfield, 12/13/07)	7
Danielle Page (Kansas, 1/12/08)	7
Catheryn Redmon (Kansas St., 2/29/09)	7
Catheryn Redmon (Albany, 12/30/10)	7
Kate Cain (Michigan, 3/2/18)	7
Kate Cain (Michigan St, 2/17/19)	7

Individual Season Records**Points**

1. Karen Jennings (1991-92)	810
2. Diane DelVigna (1979-80)	787
3. Kelsey Griffin (2009-10)	685
4. Maurice Ivy (1986-87)	683
5. Jordan Hooper (2013-14)	672
6. Nicole Kubik (1998-99)	654
7. Karen Jennings (1992-93)	647
8. Diane DelVigna (1978-79)	646
9. Jordan Hooper (2011-12)	624
10. Amy Stephens (1988-89)	612

Points Per Game

1. Karen Jennings (1991-92)	25.3
2. Maurice Ivy (1986-87)	23.6
3. Amy Stephens (1988-89)	21.9
4. Karen Jennings (1992-93)	20.9
5. Karen Jennings (1990-91)	20.5
6. Jordan Hooper (2013-14)	20.4
7. Nafeesah Brown (1993-94)	20.2
8. Kelsey Griffin (2009-10)	20.1
9. Nicole Kubik (1998-99)	19.8
10. Diane DelVigna (1979-80)	19.7
Maurice Ivy (1985-86)	19.7

Field Goals Made

1. Diane DelVigna (1979-80)	338
2. Karen Jennings (1991-92)	337
3. Diane DelVigna (1978-79)	283
4. Maurice Ivy (1986-87)	265
5. Karen Jennings (1992-93)	256
6. Amy Stephens (1986-87)	245
Kelsey Griffin (2009-10)	245
8. Karen Jennings (1990-91)	236
9. Nicole Kubik (1998-99)	234
10. Jordan Hooper (2013-14)	233

Field Goals Attempted

1. Diane DelVigna (1979-80)	777
2. Diane DelVigna (1978-79)	645
3. Nicole Kubik (1998-99)	568
4. Kiera Hardy (2004-05)	560
5. Karen Jennings (1991-92)	559
6. Darcy Williamson (1975-76)	547
7. Anna DeForge (1997-98)	543
8. Jordan Hooper (2012-13)	537
9. Jordan Hooper (2013-14)	533
10. Jordan Hooper (2011-12)	522

Field Goal Percentage (minimum 70 made)

1. Hailie Sample (2014-15)	.611 (99-162)
2. Charlie Rogers (1997-98)	.606 (114-188)
3. Karen Jennings (1991-92)	.603 (337-559)
4. LaToya Doage (1996-97)	.601 (86-143)
5. Pyra Aarden (1994-95)	.598 (146-244)
6. Kelsey Griffin (2009-10)	.596 (245-411)
7. Pyra Aarden (1995-96)	.592 (132-223)
8. Kelli Benson (1983-84)	.588 (90-153)
9. Kelli Benson (1982-83)	.587 (81-138)
10. Kathy Hagerstrom (1980-81)	.583 (221-379)

3-Point Field Goals Made

1. Natalie Romeo (2015-16)	104
2. Amy Stephens (1988-89)	85
Kiera Hardy (2004-05)	85
4. Jaz Shelley (2023-24)	83
5. Yvonne Turner (2009-10)	82
Jaz Shelley (2021-22)	82
7. Kiera Hardy (2005-06)	81
Jordan Hooper (2012-13)	81
9. Jordan Hooper (2013-14)	80
10. Jaz Shelley (2022-23)	79

3-Point FG Attempted

1. Jaz Shelley (2023-24)	246
2. Natalie Romeo (2015-16)	245
3. Jordan Hooper (2012-13)	242
4. Kiera Hardy (2004-05)	238
5. Yvonne Turner (2009-10)	225
6. Kiera Hardy (2005-06)	224
7. Jordan Hooper (2013-14)	220
8. Jaz Shelley (2022-23)	219
9. Amy Stephens (1988-89)	216
10. Tear'a Lauderdale (2014-15)	211

3-Point FG Percentage (minimum 30 made)

1. Kate Galligan (1995-96)	.456 (52-114)
Taylor Kissinger (2018-19)	.456 (62-136)
3. Chelsea Aubry (2006-07)	.434 (33-76)
4. Rachel Theriot (2013-14)	.430 (40-93)
5. Natalie Romeo (2015-16)	.424 (104-245)
6. Emily Wood (2017-18)	.423 (33-78)
7. Ashley Scoggin (2021-22)	.420 (55-131)
8. Amy Stephens (1987-88)	.411 (44-107)
9. Jina Johansen (2003-04)	.411 (30-73)
10. Kate Galligan (1993-94)	.407 (50-123)
Hannah Whitish (2016-17)	.407 (57-140)

Free Throws Made

1. Kelsey Griffin (2009-10)	189
2. Dominique Kelley (2009-10)	165
3. Maurice Ivy (1984-85)	153
4. Nicole Kubik (1998-99)	151
5. Lindsey Moore (2011-12)	145
6. Jordan Hooper (2011-12)	143
7. Nafeesah Brown (1993-94)	141
8. Karen Jennings (1992-93)	135
9. Emily Cady (2013-14)	133
10. Nicole Kubik (1999-00)	130

Free Throws Attempted

1. Kelsey Griffin (2009-10)	250
2. Dominique Kelley (2009-10)	214
3. Jessica Shepard (2015-16)	203
4. Maurice Ivy (1986-87)	196
Nicole Kubik (1998-99)	196
6. Debra Powell (1981-82)	193
Nafeesah Brown (1993-94)	193
8. Jordan Hooper (2011-12)	183
9. Lindsey Moore (2011-12)	177
10. Kelsey Griffin (2007-08)	176
Jessica Shepard (2016-17)	176

Free Throw Percentage (minimum 50 made)

1. Cathy Owen (1984-85)	.950 (57-60)
2. Rachel Theriot (2014-15)	.926 (63-68)
3. Dominique Kelley (2010-11)	.907 (68-75)
4. Cathy Owen (1983-84)	.885 (54-61)
Rachel Theriot (2013-14)	.885 (69-78)
6. Jaz Shelley (2023-24)	.871 (101-116)
7. Amy Stephens (1987-88)	.867 (52-60)
8. Emily Cady (2013-14)	.858 (133-155)
9. Cory Montgomery (2008-09)	.856 (95-111)
10. Tear'a Lauderdale (2013-14)	.855 (59-69)

Rebounds

1. Janet Smith (1980-81)	417
2. Janet Smith (1979-80)	372
3. Alexis Markowski (2023-24)	369
4. Kelsey Griffin (2009-10)	354
5. Emily Cady (2014-15)	327
6. Alexis Markowski (2022-23)	322
7. Karen Jennings (1991-92)	319
8. Carol Garey (1978-79)	314
9. Jordan Hooper (2011-12)	306
10. Emily Cady (2013-14)	304

Rebounds Per Game

1. Janet Smith (1980-81)	13.5
2. Alexis Markowski (2023-24)	10.5
3. Kelsey Griffin (2009-10)	10.4
4. Emily Cady (2014-15)	10.2
5. Nafeesah Brown (1993-94)	10.1
6. Karen Jennings (1991-92)	10.0
7. Alexis Markowski (2022-23)	9.8
Jessica Shepard (2016-17)	9.8
9. Janet Smith (1981-82)	9.4
10. Janet Smith (1979-80)	9.3
Pyra Aarden (1994-95)	9.3
Jordan Hooper (2011-12)	9.3

Assists

1. Rachel Theriot (2013-14)	234
2. Jaz Shelley (2022-23)	206
3. Jaz Shelley (2023-24)	199
4. Meggan Yedsena (1991-92)	195
Lindsey Moore (2012-13)	195
6. Kathy Hawkins (1975-76)	191
Jina Johansen (2004-05)	191
8. Nicole Kubik (1998-99)	186
9. Lindsey Moore (2010-11)	183
10. Rachel Theriot (2015-16)	182

Steals

1. Nicole Kubik (1998-99)	136
2. Nicole Kubik (1999-00)	108
3. Nicole Kubik (1997-98)	104
4. Diane DelVigna (1978-79)	100
5. Diane DelVigna (1979-80)	91
6. Meggan Yedsena (1990-91)	86
7. Amy Stephens (1988-89)	82
8. Yvonne Turner (2007-08)	81
9. Meggan Yedsena (1993-94)	80
10. Ami Beiriger (1980-81)	76

Blocked Shots

1. Kate Cain (2019-20)	101
2. Kate Cain (2017-18)	100
3. Kate Cain (2018-19)	79
Danielle Page (2007-08)	78
5. Catheryn Redmon (2010-11)	77
6. Kate Cain (2020-21)	72
7. Janet Smith (1979-80)	69
8. Catheryn Redmon (2008-09)	67
9. Catheryn Redmon (2009-10)	63
10. Danielle Page (2006-07)	60

Double-Doubles

1. Kelsey Griffin (2009-10)	20
2. Alexis Markowski (2023-24)	19
3. Nafeesah Brown (1993-94)	16
4. Alexis Markowski (2022-23)	15
Jessica Shepard (2016-17)	15
6. Jordan Hooper (2011-12)	14
Emily Cady (2013-14)	14
Jordan Hooper (2013-14)	14
9. Karen Jennings (1990-91)	13
Karen Jennings (1992-93)	13

Individual Career Records

Points

1. Karen Jennings (1990-93)	2,405
2. Jordan Hooper (2011-14)	2,357
3. Maurice Ivy (1985-88)	2,131
4. Kelsey Griffin (2006-10)	2,033
5. Amy Stephens (1986-89)	1,976
6. Kiera Hardy (2004-07)	1,930
7. Nicole Kubik (1997-2000)	1,867
8. Anna DeForge (1995-98)	1,859
9. Debra Powell (1982-85)	1,843
10. Kathy Hagerstrom (1980-83)	1,778

Points Per Game

1. Karen Jennings (1990-93)	20.2
2. Maurice Ivy (1985-88)	19.2
3. Diane DeVigna (1979-80)	19.1
4. Jessica Shepard (2016-17)	18.6
5. Jordan Hooper (2011-14)	18.0
6. Amy Stephens (1986-89)	17.3
7. Debra Powell (1982-85)	16.6
8. Nafeesah Brown (1992-94)	16.3
9. Kelsey Griffin (2006-10)	16.0
10. Anna DeForge (1995-98)	15.9

Field Goals Made

1. Karen Jennings (1990-93)	981
2. Maurice Ivy (1985-88)	847
3. Jordan Hooper (2011-14)	817
4. Amy Stephens (1986-89)	816
5. Kathy Hagerstrom (1980-83)	742
6. Kelsey Griffin (2006-10)	731
7. Debra Powell (1982-85)	718
8. Anna DeForge (1995-98)	694
9. Kiera Hardy (2004-07)	692
10. Nicole Kubik (1997-2000)	649

Field Goals Attempted

1. Jordan Hooper (2011-14)	2,039
2. Maurice Ivy (1985-88)	1,799
3. Karen Jennings (1990-93)	1,726
4. Kiera Hardy (2004-07)	1,720
5. Amy Stephens (1986-89)	1,658
6. Anna DeForge (1995-98)	1,626
7. Nicole Kubik (1997-00)	1,573
8. Debra Powell (1982-85)	1,503
9. Kathy Hagerstrom (1980-83)	1,434
10. Diane DeVigna (1979-80)	1,422

Field Goal Percentage (minimum 200 made)

1. Pyra Aarden (1993-96)	.574 (359-625)
2. Karen Jennings (1990-93)	.568 (981-1,726)
3. Charlie Rogers (1997-2000)	.561 (421-750)
4. Kelsey Griffin (2006-10)	.558 (731-1,309)
5. Kate Cain (2018-present)	.545 (376-690)
6. Catheryn Redmon (2008-11)	.539 (274-508)
7. Ann Halsne (1988-91)	.529 (423-799)
8. Cathy Owen (1982-85)	.523 (422-807)
9. Casey Leonhardt (2000-01)	.519 (280-539)
10. Kathy Hagerstrom (1980-83)	.517 (742-1,434)

3-Point FG Made

1. Jordan Hooper (2011-14)	295
2. Kiera Hardy (2004-07)	267
3. Hannah Whitish (2017-20)	258
4. Jaz Shelley (2022-24)	244
5. Yvonne Turner (2007-10)	183
6. Lindsey Moore (2010-13)	173
7. Tear'a Lauderhill (2012-15)	157
8. Anna DeForge (1995-98)	155
Natalie Romeo (2015-16)	155
10. Kate Galligan (1993-96)	145

3-Point FG Attempted

1. Jordan Hooper (2011-14)	856
2. Kiera Hardy (2004-07)	752
3. Hannah Whitish (2017-20)	674
4. Jaz Shelley (2022-24)	667
5. Yvonne Turner (2007-10)	545
6. Tear'a Lauderhill (2012-15)	534
7. Lindsey Moore (2010-13)	516
8. Anna DeForge (1995-98)	464
9. Nicole Kubik (1997-2000)	447
10. Kaitlyn Burke (2008-12)	380

3-Point FG Percentage (minimum 50 made)

1. Jaz Shelley (2022-present)	.406 (82-202)
2. Taylor Kissinger (2018-20)	.405 (122-301)
3. Rachel Theriot (2013-16)	.403 (96-238)
4. Sabrina Brooks (1988-99)	.400 (66-165)
5. Logan Nissley (2024-present)	.399 (59-148)
Amy Stephens (1986-89)	.399 (129-323)
7. Natalie Romeo (2015-16)	.398 (155-389)
8. Dominique Kelley (2008-11)	.389 (68-175)
9. Kate Galligan (1993-96)	.385 (145-377)
Cory Montgomery (2007-10)	.385 (80-208)

Free Throws Made

1. Kelsey Griffin (2006-10)	562
2. Nicole Kubik (1997-2000)	440
3. Maurice Ivy (1985-88)	431
4. Jordan Hooper (2011-14)	428
5. Sam Haiby (2019-23)	427
6. Karen Jennings (1990-93)	426
7. Debra Powell (1982-85)	407
8. Lindsey Moore (2010-13)	402
9. Emily Cady (2012-15)	396
10. Dominique Kelley (2008-11)	383

Free Throws Attempted

1. Kelsey Griffin (2006-10)	773
2. Debra Powell (1982-85)	644
3. Nicole Kubik (1997-2000)	586
4. Maurice Ivy (1985-88)	570
Karen Jennings (1990-93)	570
6. Sam Haiby (2019-2023)	548
7. Jordan Hooper (2011-14)	543
8. Lindsey Moore (2010-13)	511
9. Emily Cady (2012-15)	493
10. Dominique Kelley (2008-11)	490

Free Throw Percentage (minimum 100 made)

1. Cathy Owen (1982-85)	.879 (204-232)
2. Rachel Theriot (2013-16)	.876 (190-217)
3. Amy Stephens (1986-89)	.837 (215-257)
4. Jaz Shelley (2022-2024)	.828 (250-302)
5. Kiera Hardy (2004-07)	.811 (279-344)
6. Emily Cady (2012-15)	.803 (396-493)
7. Angie Miller (1984-87)	.796 (335-421)
Alexa Johnson (2001-04)	.796 (218-274)
9. Cory Montgomery (2007-10)	.789 (240-304)
10. Jordan Hooper (2011-14)	.788 (428-543)

Rebounds

1. Janet Smith (1979-82)	1,280
2. Emily Cady (2012-15)	1,114
3. Jordan Hooper (2011-14)	1,110
4. Kelsey Griffin (2006-10)	1,019
5. Karen Jennings (1990-93)	1,000
6. Alexis Markowski (2022-present)	956
7. Kathy Hagerstrom (1980-83)	874
8. Anna DeForge (1995-98)	804
9. Kate Cain (2018-21)	780
10. Maurice Ivy (1985-88)	778

Rebounds Per Game

1. Alexis Markowski (2022-24)	9.5
2. Janet Smith (1979-82)	9.4
3. Jessica Shepard (2016-17)	9.2
4. Carol Garey (1979-80)	8.6
5. Nafeesah Brown (1992-94)	8.6
6. Jordan Hooper (2011-14)	8.5
7. Karen Jennings (1990-93)	8.4
8. Keasha Cannon-Johnson (2002-04)	8.4
9. Emily Cady (2012-15)	8.4
10. Kelsey Griffin (2006-10)	8.0

Assists

1. Lindsey Moore (2010-13)	699
2. Meggan Yedsena (1991-94)	696
3. Rachel Theriot (2013-16)	626
4. Jina Johansen (2002-05)	567
5. Jaz Shelley (2022-24)	565
6. Nicole Kubik (1997-2000)	563
7. Sam Haiby (2019-23)	477
8. Hannah Whitish (2017-20)	470
9. Amy Stephens (1986-89)	444
10. Stacy Imming (1984-87)	402

Steals

1. Nicole Kubik (1997-2000)	418
2. Meggan Yedsena (1991-94)	297
3. Amy Stephens (1986-89)	280
4. Debra Powell (1982-85)	231
5. Yvonne Turner (2007-10)	229
6. Brooke Schwartz (1997-00)	223
7. Anna DeForge (1995-98)	222
8. Maurice Ivy (1985-88)	215
9. Lindsey Moore (2010-13)	208
10. Diane DelVigna (1979-80)	191

Blocked Shots

1. Kate Cain (2018-21)	352
2. Janet Smith (1979-82)	238
3. Catheryn Redmon (2008-11)	216
4. Danielle Page (2005-08)	207
5. Charlie Rogers (1997-00)	126
6. Emily Cady (2012-15)	115
7. Maurice Ivy (1985-88)	104
8. Kathy Hagerstrom (1980-83)	102
9. Katie Morse (2001-04)	101
10. Kelsey Griffin (2006-10)	94

Games Played

1. Sam Haiby (2019-23)	139
2. Janet Smith (1979-82)	136
3. Kaitlyn Burke (2008-12)	134
4. Lindsey Moore (2010-13)	132
5. Emily Cady (2012-15)	132
6. Hailie Sample (2012-15)	132
7. Jordan Hooper (2011-14)	131
8. Kathy Hagerstrom (1980-83)	130
9. Cory Montgomery (2007-10)	130
10. Danielle Page (2005-08)	129

Games Started

1. Lindsey Moore (2010-13)	132
2. Emily Cady (2012-15)	132
3. Jordan Hooper (2011-14)	131
4. Hailie Sample (2012-15)	131
5. Kelsey Griffin (2006-10)	127
6. Janet Smith (1979-82)	122
7. Kathy Hagerstrom (1980-83)	120
8. Meggan Yedsena (1991-94)	120
9. Nicole Kubik (1997-2000)	119
10. Kate Cain (2018-21)	117

Double-Doubles

1. Alexis Markowski (2022-present)	40
2. Kelsey Griffin (2006-10)	40
3. Jordan Hooper (2011-14)	40
4. Karen Jennings (1990-93)	36
5. Emily Cady (2012-15)	33
6. Jessica Shepard (2016-17)	25
7. Nafeesah Brown (1993-94)	24
8. Janet Smith (1979-82)	22
9. Maurice Ivy (1985-88)	21
10. Debra Powell (1982-85)	21

Triple-Doubles

1. Jaz Shelley (2022-24)	2
vs. UNCW, 12/5/23 (19 pts., 10 reb., 11 ast.)	
vs. NC Central, 11/20/21 (14 pts., 10 reb., 10 ast.)	
2. Lindsey Moore (2010-13)	1
vs. Florida A&M, 2/2/11 (12 pts., 10 reb., 11 ast.)	
Natalie Romeo (2015-16)	1
vs. Northwestern, 2/28/16 (12 pts., 10 reb., 10 ast.)	
Kate Cain (2018-21)	1
vs. Florida Atlantic, 12/19/17 (22 pts., 14 reb., 11 blk.)	

Team Records**Wins**

1. 2009-10	32
2. 2013-14	26
3. 2012-13	25
4. 2011-12	24
5. 2021-22	24
6. 2023-24	23
1978-79	23
1979-80	23
1992-93	23
1997-98	23
11. 1975-76	22
1987-88	22
2006-07	22

Winning Percentage

1. 2009-10 (32-2)	.941
2. 2013-14 (26-7)	.788
3. 1987-88 (22-7)	.759
4. 1992-93 (23-8)	.742
5. 2012-13 (25-9)	.735
6. 2011-12 (24-9)	.727
2021-22 (24-9)	.727
8. 1975-76 (22-9)	.710
9. 1997-98 (23-10)	.697
10. 2006-07 (22-10)	.688

Conference Wins

1. 2009-10	16
2. 2013-14	12
2012-13	12
4. 2023-24	11
1987-88	11
1997-98	11
2017-18	11
2021-22	11
9. 1992-93	10
1999-00	10
2006-07	10
2011-12	10
2014-15	10

Conference Winning Percentage

1. 2009-10 (16-0)	1.000
2. 1987-88 (11-3)	.786
3. 2012-13 (12-4)	.750
2013-14 (12-4)	.750
5. 1992-93 (10-4)	.714
6. 1997-98 (11-5)	.688
2017-18 (11-5)	.688
8. 1991-92 (9-5)	.643
9. 2011-12 (10-6)	.625
2006-07 (10-6)	.625
1999-00 (10-6)	.625

Games

1. 1979-80	40
2. 1978-79	36
3. 2023-24	35
4. 1976-77	34
2009-10	34
2012-13	34
7. 2022-23	33
1997-98	33
1998-99	33
2007-08	33
2011-12	33
2013-14	33
2021-22	33

Most Points

1. 1979-80	2,801
2. 2009-10	2,632
3. 2021-22	2,568
4. 1997-98	2,558
5. 2023-24	2,533
6. 2013-14	2,494
7. 1981-82	2,449
8. 1992-93	2,405
9. 1991-92	2,397
10. 1987-88	2,391

Points Per Game

1. 1982-83	84.3
2. 1987-88	82.4
3. 1983-84	81.7
4. 1981-82	79.0
5. 1984-85	78.5
6. 2021-22	77.8
7. 1992-93	77.6
8. 1997-98	77.5
9. 2009-10	77.4
10. 1986-87	77.0

Field Goals Made

1. 1979-80	1,114
2. 1978-79	1,074
3. 1981-82	1,021
4. 1982-83	973
5. 1980-81	967
6. 1991-92	947
7. 1997-98	942
8. 1983-84	937
9. 2021-22	931
10. 1987-88	916

Field Goals Attempted

1. 1979-80	2,592
2. 1978-79	2,357
3. 1975-76	2,335
4. 1981-82	2,246
5. 2023-24	2,141
6. 1997-98	2,130
7. 1980-81	2,110
8. 2021-22	2,093
9. 1998-99	2,090
10. 1977-78	2,050

Field Goal Percentage

1. 1991-92 (947-1,881)	.503
2. 1987-88 (916-1,831)	.500
3. 1986-87 (869-1,751)	.496
4. 1982-83 (973-1,980)	.491
5. 1995-96 (797-1,644)	.485
6. 1990-91 (839-1,762)	.476
7. 1989-90 (771-1,647)	.468
8. 2009-10 (906-1,967)	.461
9. 1996-97 (760-1,668)	.459
10. 1980-81 (967-2,110)	.458

Field Goal Percentage Defense

1. 2017-18 (716-1,930)	.371
2. 2014-15 (747-1,984)	.377
3. 2011-12 (763-1,987)	.384
4. 2021-22 (771-2,005)	.385
5. 1990-91 (713-1,848)	.386
6. 2020-21 (664-1,711)	.388
7. 2006-07 (733-1,884)	.389
2012-13 (777-1,999)	.389
9. 2009-10 (767-1,968)	.390
10. 2000-01 (728-1,862)	.391

Free Throws Made

1. 2009-10	595
2. 1997-98	568
3. 2011-12	532
4. 1979-80	513
5. 1992-93	507
2013-14	507
7. 1998-99	496
8. 1986-87	495
9. 1993-94	489
10. 1983-84	484

Free Throws Attempted

1. 2009-10	839
2. 1997-98	820
3. 1979-80	787
4. 1992-93	745
5. 1998-99	739
6. 2011-12	734
7. 1993-94	719
8. 1980-81	705
9. 1986-87	699
10. 2007-08	684

Free Throw Percentage

1. 2013-14 (507-635)	.798
2. 2012-13 (417-552)	.755
3. 2004-05 (432-577)	.749
4. 1988-89 (404-542)	.745
5. 2014-15 (369-497)	.742
6. 2003-04 (382-516)	.740
7. 2023-24 (443-603)	.735
8. 2019-20 (388-532)	.729
9. 2020-21 (305-420)	.726
10. 2011-12 (532-734)	.725

3-Point Field Goals Made

1. 2023-24	292
2. 2021-22	279
3. 2022-23	271
4. 2017-18	250
5. 2013-14	231
6. 2011-12	230
7. 2018-19	227
8. 2009-10	225
9. 2010-11	218
10. 2012-13	214

3-Point Field Goals Attempted

1. 2023-24	877
2. 2022-23	830
3. 2021-22	781
4. 2011-12	759
5. 2017-18	714
6. 2012-13	684
7. 2009-10	661
8. 2010-11	658
9. 2013-14	645
10. 2018-19	627

3-Point Field Goal Percentage

1.	1987-88 (99-240)	.413
2.	1988-89 (106-268)	.396
3.	2015-16 (178-463)	.384
4.	2018-19 (227-627)	.362
5.	2013-14 (231-645)	.358
6.	2021-22 (279-781)	.357
7.	1993-94 (120-341)	.352
	1995-96 (105-298)	.352
9.	2020-21 (185-527)	.351
10.	2017-18 (250-714)	.350

3-Point Field Goal Percentage Defense

1.	1995-96 (103-373)	.276
2.	2021-22 (165-593)	.278
3.	1992-93 (74-261)	.284
4.	2009-10 (145-503)	.288
5.	2017-18 (250-714)	.299
6.	2023-24 (229-762)	.301
7.	1997-98 (150-495)	.303
8.	2012-13 (175-573)	.305
9.	1990-91 (98-320)	.306
	2001-02 (169-463)	.306

Total Rebounds

1.	1979-80	1,835
2.	1978-79	1,674
3.	1997-98	1,432
4.	2023-24	1,431
5.	1980-81	1,427
6.	2011-12	1,396
7.	2021-22	1,380
8.	2012-13	1,369
9.	1977-78	1,349
10.	2022-23	1,337

Rebounds Per Game

1.	1977-78	46.5
	1978-79	46.5
3.	1980-81	46.0
4.	1979-80	45.9
5.	1990-91	44.6
6.	1997-98	43.4
7.	1981-82	42.4
8.	1994-95	42.3
	2011-12	42.3
10.	2021-22	41.8

Rebound Margin

1.	1997-98	+8.6
2.	2023-24	+7.8
3.	2021-22	+6.3
4.	1994-95	+5.9
5.	1990-91	+5.6
6.	2013-14	+5.5
7.	1993-94	+5.0
8.	2003-04	+4.7
9.	2009-10	+4.6
10.	2022-23	+4.5

Assists

1.	1979-80	783
2.	1980-81	601
3.	2023-24	580
4.	2021-22	574
5.	1990-91	564
6.	2013-14	561
7.	2015-16	560
8.	1991-92	555
9.	1997-98	538
10.	2022-23	523

Steals

1.	1979-80	433
2.	1996-97	420
3.	1997-98	408
4.	1992-93	406
5.	1980-81	403
6.	1998-99	391
7.	1999-00	354
8.	1990-91	345
9.	1993-94	343
10.	1991-92	341

Blocked Shots

1.	2019-20	188
2.	2017-18	163
3.	2018-19	156
4.	1979-80	147
5.	2020-21	139
6.	2007-08	138
7.	2009-10	126
	2021-22	126
9.	1998-99	121
10.	2010-11	118

Fewest Turnovers

1.	2020-21	362
2.	1991-92	369
3.	2013-14	425
4.	2019-20	427
5.	2005-06	435

Most Turnovers

1.	1980-81	758
2.	1989-90	720
3.	1997-98	686
4.	1990-91	679
5.	1981-82	676

Fewest Personal Fouls

1.	2020-21	410
2.	2014-15	422
3.	2013-14	431
4.	2012-13	434
5.	2010-11	439

Most Personal Fouls

1.	1998-99	738
2.	1997-98	714
3.	1999-2000	680
4.	1980-81	665
5.	1981-82	654

Team Game Records

Husker 100-Point Games

1.	vs. Howard, 12/11/92	123
2.	vs. InterAmerican, 12/21/93	122
3.	vs. Michigan, 11/28/80	118
4.	vs. Georgia Southern, 11/19/99	113
	vs. North Carolina Central, 11/20/21	113
6.	vs. Nebraska Wesleyan, 1/22/75	112
7.	vs. Pacific Christian, 11/20/81	110
	vs. Oral Roberts, 12/5/89	110
9.	vs. Brigham Young, 12/5/87	109
10.	vs. UNCW, 12/4/23	108
	vs. Iowa State, 1/15/83	108
	vs. Troy State, 12/8/98	108
	vs. Maine, 11/9/21	108
14.	at Idaho, 12/4/93	107
	vs. Nicholls State, 12/10/95	107
	vs. Washington State, 11/22/09	107
17.	vs. Brigham Young, 12/14/85	104
	vs. Wofford, 11/21/03	104
19.	vs. Kansas State (OT), 1/18/83	103
	vs. Arizona, 11/23/84	103
	vs. Creighton, 1/3/90	103
	vs. Baylor, 1/12/05	103
23.	vs. NW Missouri State, 2/17/82	102
	at Pepperdine, 1/11/84	102
	vs. Oklahoma, 3/2/85	102
	vs. Prairie View A&M, 11/11/21	102
27.	at Oklahoma State, 2/19/83	101
	at Oklahoma, 2/14/98	101
29.	vs. Oral Roberts, 11/27/87	100
	vs. Pepperdine, 11/15/14	100
	vs. Omaha, 11/7/22	100

Points, Both Teams

1.	vs. Michigan, 11/28/80 (118-92)	210
2.	vs. Kansas State, 1/18/83 (103-104 OT)	207
3.	vs. Brigham Young, 12/5/87 (109-93)	202
	vs. Baylor, 1/12/05 (103-99 3OT)	202
5.	vs. Oklahoma, 3/2/85 (102-99)	201
6.	at Oklahoma, 2/18/83 (85-107)	192
7.	at Pepperdine, 1/11/84 (102-89)	191
	at Kansas, 2/27/85 (86-105)	191
9.	at Oklahoma State, 2/19/83 (101-89)	190
	vs. Kentucky, 3/13/99 (92-98)	190
	vs. Georgia Southern, 11/19/99 (113-77)	190

Points, First Half

1.	vs. Oral Roberts, 12/29/13	62
	vs. UNCW, 12/5/23	62
3.	vs. InterAmerican, 12/21/93	59
	vs. Washington State, 11/22/09	59
	vs. North Carolina Central, 11/20/21	59
6.	vs. Brigham Young, 12/5/87	58
	vs. Oakland, 11/17/00	58
8.	vs. Creighton, 1/3/90	57
9.	vs. Washington, 12/3/82	56
	vs. Troy State, 12/8/98	56
	vs. Arkansas-Pine Bluff, 11/12/11	56
	vs. Pepperdine, 11/15/14	56
	at Iowa, 1/28/18	56
	vs. Illinois, 2/22/20	56

Points, First Quarter

1.	vs. Denver, 12/15/18	31
	vs. UNCW, 12/5/23	31
3.	at Iowa, 1/16/22	30
	at Northwestern, 2/6/23	30
5.	vs. Southern, 11/23/15	29
	at Penn State, 1/13/16	29
	vs. Alcorn State, 11/14/23	29

Points, Second Quarter

1.	at Iowa, 1/28/18	34
2.	vs. North Carolina Central, 11/20/21	33
3.	vs. UNCW, 12/5/23	31
4.	vs. Michigan State, 2/14/16	29
5.	vs. North Florida, 11/16/15	28
	vs. Duke, 12/4/19	28
	vs. Illinois, 2/22/20	28
	at Penn State, 2/4/21	28

Points, Second Half

1.	vs. Howard, 12/11/92	68
2.	vs. Iowa State, 1/15/83	67
3.	vs. Oral Roberts, 12/5/89	66

4.	vs. InterAmerican, 12/21/93	63
5.	vs. Oklahoma State, 2/10/82	62
	vs. San Jose State, 12/8/18	62
7.	at Idaho, 12/4/93	61
8.	at Pepperdine, 1/11/83	59
	vs. Oklahoma, 3/2/85	59
10.	vs. Georgia Southern, 11/19/99	58
	vs. Georgia Tech, 12/2/23	58

Points, Third Quarter

1.	vs. Prairie View A&M, 11/11/21	33
	vs. Omaha, 11/7/22	33
	at Minnesota, 2/15/23	33
	vs. Georgia Tech, 12/2/23	33
5.	vs. Penn State, 2/21/21	30
	vs. Maine, 11/9/21	30
	vs. Alabama A&M, 11/14/21	30
	vs. Minnesota, 2/20/22	30
	vs. Northwestern, 2/26/23	30

Points, Fourth Quarter

1.	vs. Florida Atlantic, 12/19/17	34
	vs. San Jose State, 12/8/18	34
3.	vs. Michigan, 12/28/18	33
4.	vs. North Carolina Central, 11/21/15	32
5.	at Northwestern, 2/17/21	31

*quarter system since 2015-16

Largest Margin of Victory

1.	vs. Nebraska Wesleyan, 1/22/75 (112-25)	87
2.	vs. InterAmerican, 12/21/93 (122-46)	76
3.	vs. UNCW, 12/5/23 (108-35)	73
4.	vs. South Dakota, 3/14/75 (98-26)	72
5.	vs. Nicholls State, 12/10/95 (107-38)	69
6.	vs. Omaha, 11/7/22	64
7.	vs. Doane, 3/18/75 (89-27)	62
8.	vs. Howard, 12/11/92 (123-62)	61
9.	at Wayne State, 12/16/78 (93-35)	58
	vs. Wofford, 11/21/03 (104-46)	58
	vs. Maine, 11/9/21 (108-50)	58

Fewest Points

1.	at Kansas State, 2/17/75	31
2.	vs. Texas Tech, 2/26/03	35
	vs. Missouri, 11/14/16	35
4.	at Kansas State, 1/22/11	37
5.	at Iowa State, 2/18/09	38
6.	vs. Midland Lutheran, 2/7/75	39
	vs. Auburn, 12/29/88	39
8.	at Creighton, 12/1/02	40
	at Kansas State, 1/27/09	40
10.	vs. Nebraska-Omaha, 12/4/74	41
	at Iowa, 1/9/85	41
	at Missouri, 1/15/02	41
	vs. UConn, 12/21/16	41

Fewest Points, First Half

1.	William Penn, 3/5/76	11
2.	at Iowa, 12/16/90	12
	vs. Michigan, 2/9/12	12
	at Northwestern, 2/18/15	12
5.	vs. Maryland, 1/22/23	14

Fewest Points, First Quarter

1.	vs. Michigan, 12/28/22	5
	at Rutgers, 1/7/23	5
3.	vs. Indiana, 2/9/20	6
	vs. Maryland, 1/22/23	6
5.	vs. UConn, 12/21/16	7
	vs. Samford, 12/10/22	7
	at Ohio State, 2/14/24	7
	vs. Purdue, 3/7/24	7

Fewest Points, Second Quarter

1.	vs. SIUE, 11/17/19	4
2.	at Minnesota, 2/11/16	5
3.	at Purdue, 1/26/17	6
	vs. Michigan, 3/4/22	6
	vs. Georgia Tech, 12/2/23	6

Fewest Points, Second Half

1.	vs. Auburn, 12/29/88	12
2.	vs. Texas Tech, 2/26/03	13
3.	vs. Northwest Missouri State, 3/6/76	16
	at Iowa State, 2/18/09	16
5.	at Kansas State, 1/27/09	17
	at Iowa State, 1/11/11	17

Fewest Points, Third Quarter

1.	vs. Michigan, 1/13/18	4
2.	vs. UConn, 11/28/15	6
3.	vs. Virginia, 11/26/16	8
	vs. UConn, 12/21/16	8
	at Michigan, 1/7/21	8
	at Michigan State, 1/10/21	8
	at Oregon State, 3/24/24	8

Fewest Points, Fourth Quarter

1.	vs. Missouri, 11/14/16	5
2.	vs. Michigan, 1/22/17	6
3.	at Creighton, 11/15/22	7
	vs. Illinois, 1/11/24	7
5.	vs. Maryland, 1/4/17	9
	vs. Illinois, 3/1/17	9
	vs. Ohio State, 2/2/20	9

Fewest Points Allowed

1.	vs. Nebraska Wesleyan, 1/22/75	25
2.	vs. South Dakota, 3/14/75	26
3.	vs. Creighton, 1/31/75	27
	vs. Doane, 3/18/75	27
	vs. Texas-Pan American, 12/4/11	27
6.	vs. Fort Hays State, 12/13/75	30
7.	at Creighton, 12/5/75	31
8.	vs. Occidental, 1/10/77	32
	vs. Alcorn State, 11/14/23	32
10.	vs. Alabama A&M, 11/14/21	33

Fewest Points Allowed, First Half

1.	vs. Illinois, 2/1/18	10
2.	vs. Nebraska Wesleyan, 1/22/75	12
	vs. Oklahoma, 12/15/79	12
	vs. Missouri, 1/22/97	12
	vs. Southern, 11/23/15	12
	vs. Arkansas-Pine Bluff, 12/2/17	12
	vs. Northwestern State, 11/6/23	12
	vs. UNCW, 12/5/23	12
9.	vs. SE Louisiana, 12/1/04	14
	vs. Memphis, 12/30/04	14
	vs. South Dakota, 12/3/09	14
	vs. Texas-Pan American, 12/4/11	14
	vs. Alabama A&M, 11/6/19	14

Fewest Points Allowed, First Quarter

1.	vs. Arkansas Pine Bluff, 12/2/17	4
	vs. Alabama A&M, 11/14/21	4
3.	at Purdue, 1/31/19	6
	vs. Southern, 12/17/23	6
	vs. Northwestern, 2/20/24	6

Fewest Points Allowed, Second Quarter

1.	vs. Illinois, 2/1/18	1
2.	vs. Southern, 11/23/15	2
3.	vs. North Florida, 11/16/15	5
	vs. Alabama A&M, 11/6/19	5
	vs. UT Martin, 3/19/21	5
	vs. Northwestern State, 11/6/23	5
	vs. UNCW, 12/5/23	5

Fewest Points Allowed, Second Half

1.	vs. Nicholls State, 12/10/95	10
2.	vs. Creighton, 12/14/13	11
3.	vs. Vermont, 11/13/10	12
4.	vs. Nebraska Wesleyan, 1/22/75	13
	vs. InterAmerican, 12/21/93	13
	vs. Bucknell, 11/29/96	13
	vs. Texas-Pan American, 12/4/11	13
	at Kansas, 12/6/17	13

Fewest Points Allowed, Third Quarter

1.	vs. Southern, 11/20/19	5
2.	vs. Arkansas Pine Bluff, 11/14/15	7
	vs. Northwestern, 12/31/20	7
	at Oregon State, 3/24/24	7
5.	vs. Wyoming, 12/22/21	8

Fewest Points Allowed, Fourth Quarter

1.	vs. USC, 11/29/19	2
2.	at Kansas, 12/6/17	4
	at Radford, 11/25/18	4
	vs. Alabama A&M, 11/14/21	4
5.	vs. Wyoming, 12/18/22	5
	vs. Alcorn State, 11/14/23	5

Field Goals Made

1.	vs. Howard, 12/11/92	52
2.	vs. Pacific Christian, 11/20/81	50
3.	vs. Oral Roberts, 12/5/89	49
4.	at Pepperdine, 1/11/83	47
	vs. Georgia Southern, 11/19/99	47
6.	vs. InterAmerican, 12/21/93	46
7.	vs. Kansas State, 1/18/83	44
	vs. Creighton, 1/3/90	44
9.	vs. NW Missouri State, 2/17/82	43
	vs. Washington, 12/3/82	43
	vs. Kearney State, 12/8/82	43
	vs. Georgia State, 12/7/89	43
	vs. Troy State, 12/8/98	43

Field Goal Attempts

1.	vs. Occidental, 1/10/77	107
2.	vs. Oral Roberts, 12/5/89	102
3.	vs. Wyoming, 11/18/76	97
4.	vs. Wyoming, 11/21/81	96
5.	at Oklahoma State, 2/14/76	95
6.	vs. Wichita State, 11/28/76	91
7.	at Drake, 12/9/17	90
8.	vs. UMKC, 12/7/83	88
9.	vs. Kansas State, 1/18/83	87
	vs. Iowa State, 2/28/93	87

Highest Field Goal Percentage

1.	vs. Oklahoma State, 3/5/83	.737 (42-57)
2.	vs. Brigham Young, 12/5/87	.714 (40-56)
3.	vs. Iowa State, 1/16/82	.667 (36-54)
4.	at Michigan, 12/8/94	.661 (41-62)
5.	vs. Miami, 11/17/10	.636 (35-55)
6.	vs. Howard, 12/11/92	.634 (52-82)
7.	vs. Washington, 12/3/82	.623 (43-69)
8.	vs. Bradley, 12/3/97	.618 (34-55)
9.	vs. Illinois, 3/5/15	.617 (29-47)
10.	vs. New Orleans, 12/22/02	.615 (24-39)

3-Point Field Goals Made

1.	vs. Vermont, 11/13/10	17
2.	vs. Penn State, 2/24/14	16
	vs. UNCW, 12/5/23	16
4.	vs. Illinois, 3/3/22	15
5.	vs. Mississippi Valley State, 11/15/11	14
	vs. North Carolina Central, 11/20/21	14
	at Iowa, 1/16/22	14
	at Omaha, 11/7/22	14
	vs. Iowa, 3/10/24	14
10.	at Purdue, 2/2/12	13
	vs. Illinois, 3/1/17	13
	vs. Illinois, 2/22/20	13
	vs. Penn State, 2/21/21	13

3-Point Field Goals Attempted

1.	vs. Michigan, 2/9/12	37
2.	vs. UNCW, 12/5/23	35
3.	at Baylor, 1/17/10	34
	at Purdue, 2/2/12	34
	vs. Iowa, 1/9/22	34
	vs. Omaha, 11/7/22	34
	vs. Iowa, 3/10/24	34
8.	vs. Vermont, 11/13/10	33
	vs. Buffalo, 11/23/17	33
	at Michigan State, 12/30/21	33
	at Illinois, 2/12/22	33

3-Point FG Percentage (minimum four made)

1.	at Kansas, 2/4/89	.875 (7-8)
2.	vs. Oklahoma, 2/9/88	.800 (4-5)
	vs. Missouri, 2/4/98	.800 (4-5)
	vs. Texas Tech, 1/17/01	.800 (4-5)
5.	vs. UMKC, 11/30/87	.778 (7-9)
6.	at Illinois State, 11/22/96	.750 (6-8)
	vs. North Texas, 12/20/98	.750 (6-8)
8.	vs. Penn State, 2/24/14	.727 (16-22)
9.	vs. Iowa, 12/30/88	.700 (7-10)
10.	vs. Iowa State, 2/27/94	.667 (10-15)
	vs. Cincinnati, 12/15/02	.667 (6-9)
	vs. Missouri, 2/25/04	.667 (6-9)

Free Throws Made

1.	vs. Baylor, 1/12/05	46
2.	vs. Missouri, 2/18/96	37
3.	vs. Texas A&M, 11/28/87	35
	at Kansas, 2/13/02	35

5.	vs. Iowa State, 1/15/83	34
6.	vs. Brigham Young, 12/14/85	32
	vs. Iowa State, 2/24/90	32
	at Missouri, 2/17/98	32
9.	Five times, most recently	31
	vs. Illinois, 2/27/14	

Free Throws Attempted

1.	vs. Baylor, 1/12/05	56
2.	vs. Brigham Young, 12/14/85	48
	vs. Missouri, 2/18/96	48
4.	vs. Michigan, 11/28/80	45
	vs. Oklahoma, 1/12/83	45
	vs. Texas A&M, 11/28/87	45
	at Kansas, 2/13/02	45
8.	vs. Arkansas State, 12/12/93	44
	vs. Southern, 11/24/13	44
10.	vs. Oklahoma State, 2/28/87	43
	at Missouri, 2/17/98	43

Free Throw Percentage

1.	at Denver, 11/22/08	1.000 (18-18)
	vs. Iowa State, 1/31/07	1.000 (16-16)
	at Texas A&M, 2/8/09	1.000 (16-16)
	vs. Oklahoma State, 1/14/89	1.000 (15-15)
	at North Carolina, 12/14/13	1.000 (12-12)
	at Missouri, 3/2/06	1.000 (11-11)
	Maryland, 1/3/15	1.000 (9-9)
	Michigan, 2/1/15	1.000 (9-9)
	at Cincinnati, 12/11/01	1.000 (8-8)
	vs. San Diego, 3/17/93	1.000 (7-7)
	vs. Iowa State, 1/25/03	1.000 (7-7)
12.	at Oklahoma, 2/5/00	.947 (18-19)

Largest Rebound Margin

1.	vs. InterAmerican, 12/21/93	+34 (50-16)
	vs. Wofford, 11/21/03	+34 (60-26)
3.	vs. Denver, 12/30/07	+33 (58-25)
4.	vs. SE Louisiana, 12/1/04	+32 (55-23)
	vs. North Florida, 11/16/15	+32 (57-25)
6.	vs. Iowa, 3/9/14	+31 (58-27)
7.	vs. Memphis, 12/30/04	+30 (55-25)
	vs. Vermont, 12/18/11	+30 (57-27)
9.	vs. Penn State, 2/22/18	+29 (60-31)
10.	vs. Northern Colorado, 11/19/76	+28 (47-29)
	vs. Sam Houston State, 11/23/90	+28 (64-36)
	vs. New Mexico, 3/13/98	+28 (55-27)
	vs. San Jose State, 12/8/18	+28 (56-28)

Most Total Rebounds

1.	vs. Nebraska-Omaha, 12/19/80	73
2.	vs. Wayne State, 1/28/78	68
3.	vs. USC, 11/18/11	66
4.	vs. Sam Houston State, 11/23/90	64
	vs. Kansas, 12/5/18	64
6.	vs. Wichita State, 12/13/78	62
	vs. Oral Roberts, 12/5/89	62
	vs. Oral Roberts, 12/31/90	62
	vs. Prairie View A&M, 11/11/21	62
10.	vs. Oklahoma, 12/15/79	60
	vs. Creighton, 1/21/81	60
	at Robert Morris, 11/29/90	60
	vs. Wofford, 11/21/03	60
	vs. Penn State, 2/22/18	60

Fewest Total Rebounds

1.	at Ohio State, 12/11/04	21
2.	vs. Florida State, 12/31/82	22
	vs. Colorado, 1/11/89	22
	vs. Colorado, 1/22/95	22
	at Kansas, 2/26/11	22
	vs. Michigan, 1/13/18	22

Most Offensive Rebounds

1.	vs. Stetson, 11/28/97	31
2.	vs. Kansas State, 1/6/95	30
3.	vs. Bowling Green, 12/10/94	29
	vs. New Mexico, 3/13/98	29
	vs. Southern Illinois, 11/16/01	29

Most Defensive Rebounds

1.	vs. Sam Houston State, 11/23/90	49
2.	vs. Prairie View A&M, 11/11/21	48
3.	vs. Ohio State, 1/16/21	45
4.	vs. Vermont, 12/18/11	44
	vs. Oral Roberts, 12/4/20	44

Most Assists

1.	vs. Howard, 12/11/92	43
2.	vs. Georgia State, 12/7/89	36
3.	vs. Georgia Southern, 11/19/99	34
4.	vs. Oklahoma, 1/26/91	32
	vs. InterAmerican, 12/21/93	32
	vs. UNCW, 12/5/23	32
7.	vs. Oklahoma, 1/18/79	31
	vs. Oral Roberts, 12/5/89	31
	vs. Creighton, 1/3/90	31
10.	vs. Evansville, 12/8/15	30

Fewest Assists

1.	Many Times, most recently vs. Missouri, 2/18/77	0
2.	vs. Winnipeg, 11/12/76	1
3.	vs. Missouri, 1/27/77	2
	vs. Colorado, 11/25/78	2
	vs. Oklahoma State, 1/12/79	2

Most Steals

1.	at Creighton, 12/3/96	29
2.	vs. Nebraska-Omaha, 12/20/85	28
3.	vs. Howard, 12/11/92	26
4.	vs. InterAmerican, 12/21/93	25
	vs. South Alabama, 11/13/98	25
6.	vs. Iowa State, 2/28/93	24
	vs. St. Louis, 11/30/96	24
8.	vs. Oral Roberts, 12/31/90	23
	vs. Nicholls State, 12/10/95	23
	vs. Central Michigan, 12/14/96	23

Fewest Steals

1.	Several Times, most recently vs. Purdue, 2/17/24	1
----	--	---

Most Blocked Shots

1.	vs. Florida Atlantic, 12/19/17	13
2.	vs. Michigan, 3/2/18	12
	vs. Alabama A&M, 11/6/19	12
	vs. Ohio State, 2/2/20	12
	vs. Penn State, 2/13/20	12
	vs. Michigan, 3/5/20	12
7.	vs. Minnesota, 1/20/19	11
	vs. Indiana, 2/9/20	11
	vs. Ohio State, 1/16/21	11
10.	Nine Times, most recently, vs. Wisconsin, 1/28/21	10

Fewest Blocked Shots

1.	Many Times, most recently vs. Texas A&M, 3/22/24	0
----	--	---

Most Team Fouls

1.	at Kansas, 3/5/85	36
	at Baylor, 1/21/98	36
3.	at Iowa State, 1/29/83	33
4.	at Arizona, 1/7/82	32
	at Maine, 1/6/88	32
	at Missouri, 1/29/89	32
	vs. Iowa State, 2/24/90	32
	vs. Tulane, 11/25/01	32
9.	vs. Southwest Missouri State, 2/10/76	31
	at Oklahoma State, 2/19/83	31
	at Colorado, 2/29/92	31

Fewest Team Fouls

1.	vs. Cal State Bakersfield, 12/13/14	4
2.	vs. Ohio State, 2/14/13	5
3.	at Michigan, 2/21/13	6
	vs. Chattanooga, 3/23/13	6
	vs. Creighton, 12/6/15	6
	vs. Manhattan, 12/22/19	6
	vs. Drexel, 11/26/21	6
8.	at Iowa State, 1/14/88	7
	vs. Creighton, 12/14/13	7
	vs. Indiana, 2/16/14	7
	vs. Minnesota, 3/7/14	7
	vs. Maryland, 1/22/23	7

Bowling Honors

Three-Time National Player of the Year (1)

- Shannon Pluhowsky (2001, 2004, 2005)

National Players of the Year (11)

- Kim Berke (1992)
- Diandra Hyman (2000)
- Shannon Pluhowsky (2001)
- Shannon Pluhowsky (2004)
- Shannon Pluhowsky (2005)
- Lindsay Baker (2006)
- Amanda Burgoyne (2007)
- Cassandra Leuthold (2010)
- Elizabeth Kuhlkin (2015)
- Rachel Orozco (2020)
- Crystal Elliot (2021)

Four-Time All-Americans (7)

- Kim Berke (1989, 1990, 1991, 1992)
- Andrea Rigby (1993, 1994, 1995, 1996)
- Jennifer Daugherty (1996, 1997, 1998, 1999)
- Shannon Pluhowsky (2001, 2002, 2004, 2005)
- Lindsay Baker (2005, 2006, 2007, 2008)
- Cassandra Leuthold (2007, 2008, 2009, 2010)
- Julia Bond (2015, 2016, 2017, 2018)

Three-Time All-Americans (8)

- Diandra Hyman (1999, 2000, 2001)
- Amanda Burgoyne (2005, 2006, 2007)
- Elizabeth Kuhlkin (2013, 2014, 2015)
- Gazmine Mason (2015, 2016, 2017)
- Meghan Straub (2017, 2018, 2019)
- Raquel Orozco (2018, 2019, 2020)
- Cassidy Ray (2020, 2021, 2022)
- Kayla Verstraete (2021, 2022, 2024)

Two-Time All-Americans (8)

- Brenda Edwards (1995, 1997)
- Jamie Martin (2005, 2006)
- Adrienne Miller (2005, 2007)
- Valerie Calberry (2009, 2012)
- Danielle van der Meer (2009, 2011)
- Kelly Belzeski (2017, 2018)
- Kendyl Hofmeister (2022, 2023)
- Jillian Martin (2023, 2024)

NTCA All-Americans (59)

First Team (24)

- Shannon Pluhowsky (2005)
- Lindsay Baker (2005)
- Amanda Burgoyne (2005)
- Lindsay Baker (2006)
- Amanda Burgoyne (2006)

- Amanda Burgoyne (2007)
- Cassandra Leuthold (2008)
- Cassandra Leuthold (2009)
- Cassandra Leuthold (2010)
- Kayla Johnson (2012)
- Elizabeth Kuhlkin (2013)
- Elizabeth Kuhlkin (2014)
- Elizabeth Kuhlkin (2015)
- Julia Bond (2016)
- Julia Bond (2017)
- Julia Bond (2018)
- Raquel Orozco (2018)
- Raquel Orozco (2019)
- Meghan Straub (2019)
- Raquel Orozco (2020)
- Crystal Elliot (2021)
- Crystal Elliot (2023)
- Jillian Martin (2023)
- Jillian Martin (2024)

Second Team (8)

- Jamie Martin (2005)
- Adrienne Miller (2005)
- Jamie Martin (2006)
- Cassandra Leuthold (2007)
- Adrienne Miller (2007)
- Lindsay Baker (2008)
- Katie Ann Sopp (2008)
- Kayla Verstraete (2021)

Third Team (13)

- Lindsay Baker (2007)
- Danielle van der Meer (2009)
- Valerie Calberry (2009)
- Kristina Mickelson (2012)
- Julia Bond (2015)
- Gazmine Mason (2015)
- Gazmine Mason (2016)
- Gazmine Mason (2017)
- Kelly Belzeski (2018)
- Meghan Straub (2018)
- Cassidy Ray (2021)
- Kayla Verstraete (2022)
- Kayla Verstraete (2024)

Honorable Mention (14)

- Jasmine Laugerman (2008)
- Christine Bator (2008)
- Danielle van der Meer (2011)
- Valerie Calberry (2012)
- Elise Bolton (2013)
- Briana Zabierek (2016)
- Meghan Straub (2017)
- Kelly Belzeski (2017)
- Allison Morris (2019)

- Cassidy Ray (2020)
- Cassidy Ray (2022)
- Kendyl Hofmeister (2022)
- Kendyl Hofmeister (2023)
- Brenna Hartzler (2024)

NCBCA All-Americans (28)

First Team (13)

- Kim Berke (1991)
- Carrie Machuga (1993)
- Andrea Rigby (1995)
- Brenda Norman (1996)
- Jennifer Daugherty (1996)
- Jennifer Daugherty (1997)
- Brenda Edwards (1997)
- Jennifer Daugherty (1998)
- Diandra Hyman (2000)
- Shannon Pluhowsky (2001)
- Diandra Hyman (2001)
- Shannon Pluhowsky (2002)
- Kari Schwager (2002)

Second Team (8)

- Kim Berke (1989)
- Kim Berke (1990)
- Kim Berke (1992)
- Shelly Machuga (1993)
- Andrea Rigby (1994)
- Andrea Rigby (1996)
- Jennifer Daugherty (1999)
- Shannon Pluhowsky (2004)

Honorable Mention (7)

- Jennifer Wilson (1991)
- Andrea Rigby (1993)
- Brenda Edwards (1995)
- Kimberly Claus (1998)
- Jennifer Davis (1998)
- Diandra Hyman (1999)
- Paola Gomez (2003)

All-Americans (86)

- Kim Berke (1989)
- Kim Berke (1990)
- Kim Berke (1991)
- Jennifer Wilson (1991)
- Kim Berke (1992)
- Carrie Machuga (1993)
- Shelly Machuga (1993)
- Andrea Rigby (1993)
- Andrea Rigby (1994)
- Brenda Edwards (1995)
- Andrea Rigby (1995)
- Brenda Norman (1996)
- Andrea Rigby (1996)
- Jennifer Daugherty (1996)
- Jennifer Daugherty (1997)
- Brenda Edwards (1997)

- Kimberly Claus (1998)
- Jennifer Daugherty (1998)
- Jennifer Davis (1998)
- Jennifer Daugherty (1999)
- Diandra Hyman (1999)
- Diandra Hyman (2000)
- Diandra Hyman (2001)
- Shannon Pluhowsky (2001)
- Shannon Pluhowsky (2002)
- Kari Schwager (2002)
- Paola Gomez (2003)
- Shannon Pluhowsky (2004)
- Lindsay Baker (2005)
- Amanda Burgoyne (2005)
- Jamie Martin (2005)
- Adrienne Miller (2005)
- Shannon Pluhowsky (2005)
- Lindsay Baker (2006)
- Amanda Burgoyne (2006)
- Jamie Martin (2006)
- Lindsay Baker (2007)
- Amanda Burgoyne (2007)
- Cassandra Leuthold (2007)
- Adrienne Miller (2007)
- Lindsay Baker (2008)
- Christine Bator (2008)
- Jasmine Laugerman (2008)
- Cassandra Leuthold (2008)
- Katie Ann Sopp (2008)
- Valerie Calberry (2009)
- Cassandra Leuthold (2009)
- Danielle van der Meer (2009)
- Cassandra Leuthold (2010)
- Danielle van der Meer (2011)
- Valerie Calberry (2012)
- Kayla Johnson (2012)
- Kristina Mickelson (2012)
- Elise Bolton (2013)
- Elizabeth Kuhlkin (2013)
- Elizabeth Kuhlkin (2014)
- Elizabeth Kuhlkin (2015)
- Julia Bond (2015)
- Gazmine Mason (2015)
- Julia Bond (2016)
- Gazmine Mason (2016)
- Briana Zabierek (2016)
- Kelly Belzeski (2017)
- Julia Bond (2017)
- Gazmine Mason (2017)
- Meghan Straub (2017)
- Kelly Belzeski (2018)
- Julia Bond (2018)
- Raquel Orozco (2018)
- Meghan Straub (2018)
- Raquel Orozco (2019)
- Meghan Straub (2019)
- Allison Morris (2019)
- Raquel Orozco (2020)
- Cassidy Ray (2020)
- Crystal Elliot (2021)
- Cassidy Ray (2021)
- Kayla Verstraete (2021)
- Kendyl Hofmeister (2022)
- Cassidy Ray (2022)

- Kayla Verstraete (2022)
- Kendyl Hofmeister (2023)
- Jillian Martin (2023)
- Brenna Hartzler (2024)
- Jillian Martin (2024)
- Kayla Verstraete (2024)

Pinfall (Single Tournament)

Rk.	Name	Pinfall	Tournament	Date
1.	Shannon Pluhowsky	3,192	Mid States Tournament	10/22/2000
2.	Kari Schwager	2,962	Mid-States Tournament	10/21/2001
3.	Lindsay Baker	2,946	Maverick Challenge	11/18/2007
4.	Jasmine Laugerman	2,934	Maverick Challenge	11/18/2007
5.	Cassandra Leuthold	2,888	Maverick Challenge	11/18/2007
6.	Shannon Pluhowsky	2,872	Mid-States Tournament	10/21/2001
7.	Cassandra Leuthold	2,837	Maverick Challenge	11/18/2007
8.	Suzanne Medwell	2,815	Mid-States Tournament	10/22/2000
9.	Lizabeth Kuhlkin	2,812	Central Missouri Invitational	3/1/2015
10.	Cassandra Leuthold	2,805	Wisconsin-Whitewater	11/12/2006

Average (Single Tournament)

Rk.	Name	Average	Tournament	Date
1.	Shannon Pluhowsky	254.300	Wisconsin-Whitewater	11/9/2003
2.	Amanda Burgoyne	251.750	NCAA Championships	4/16/2005
3.	Shannon Pluhowsky	242.875	Team Match Games	11/25/2000
4.	Shannon Pluhowsky	242.182	Maverick Challenge	11/18/2000
5.	Meghan Straub	242.000	NCAA Championships	4/13/2019
6.	Shannon Pluhowsky	241.750	Southern Classic	11/5/2000
7.	Jillian Martin	239.000	NCAA Championships	4/15/2023
8.	Allison Morris	238.800	Warhawk Classic	11/11/2018
9.	Lizabeth Kuhlkin	238.400	Crusader Classic	11/9/2012
10.	Amanda Burgoyne	236.800	Triad Women's Classic	11/16/2003

Pinfall (Single Season)

Rk.	Name	Pinfall	Year
1.	Shannon Pluhowsky	19,431	2001-02
2.	Shannon Pluhowsky	19,104	2000-01
3.	Amanda O'Hayre	18,138	1999-00
4.	Kimberly Claus	18,035	1999-00
5.	Kari Schwager	17,436	2001-02
6.	Diandra Hyman	16,793	1999-00
7.	Diandra Hyman	16,784	2001-02
8.	Diandra Hyman	16,243	1998-99
9.	Lizabeth Kuhlkin	16,177	2014-15
10.	Kari Schwager	15,837	2000-01

Games Played (Single Season)

Rk.	Name	Games	Year
1.	Shannon Pluhowsky	93	2001-02
2.	Kimberly Claus	90	1999-00
3.	Amanda O'Hayre	90	1999-00
4.	Shannon Pluhowsky	86	2000-01
5.	Diandra Hyman	84	2001-02
6.	Kari Schwager	84	2001-02
7.	Diandra Hyman	81	1998-99
8.	Kari Schwager	80	2000-01
9.	Diandra Hyman	79	1999-00
10.	Stacy Rogers	77	1999-00
	Kari Schwager	77	1999-00

Average (Single Season)

Rk.	Name	Average	Year
1.	Shannon Pluhowsky	222.140	2000-01
2.	Shannon Pluhowsky	221.788	2003-04
3.	Lizabeth Kuhlkin	218.608	2014-15
4.	Lizabeth Kuhlkin	215.700	2012-13
5.	Jillian Martin	215.000	2022-23
6.	Meghan Straub	214.692	2018-19
7.	Crystal Elliott	213.472	2020-21
8.	Lindsay Baker	213.000	2005-06
9.	Kayla Verstraete	213.000	2020-21
10.	Diandra Hyman	212.570	1999-00

Pinfall (Career)

Rk.	Name	Pinfall	Years
1.	Shannon Pluhowsky	63,518	2000-05
2.	Diandra Hyman	63,065	1998-02
3.	Kari Schwager	61,352	1999-03
4.	Cassandra Leuthold	51,387	2006-10
5.	Amanda Burgoyne	50,022	2004-07

6.	Lindsay Baker	49,727	2005-08
7.	Julia Bond	48,674	2015-18
8.	Adrienne Miller	47,765	2004-07
9.	Amanda O'Hayre	45,136	1998-01
10.	Lizabeth Kuhlkin	44,079	2011-15

Games Played (Career)

Rk.	Name	Games	Years
1.	Diandra Hyman	308	1998-02
2.	Kari Schwager	308	1999-03
3.	Shannon Pluhowsky	295	2000-05
4.	Cassandra Leuthold	251	2006-10
5.	Amanda Burgoyne	244	2004-07
	Lindsay Baker	244	2005-08
7.	Adrienne Miller	239	2004-07
8.	Julia Bond	232	2015-18
9.	Amanda O'Hayre	229	1998-01
10.	Lizabeth Kuhlkin	209	2011-15

Average (Career)

Rk.	Name	Average	Years
1.	Shannon Pluhowsky	215.315	2000-05
2.	Lizabeth Kuhlkin	210.904	2011-15
3.	Julia Bond	209.802	2014-18
4.	Raquel Orozco	208.696	2016-20
5.	Gazmine Mason	208.494	2014-17
6.	Kelly Belzeski	206.788	2014-18
7.	Meghan Straub	205.017	2015-19
8.	Amanda Burgoyne	205.010	2004-07
9.	Jennifer Daugherty	204.844	1995-99
10.	Diandra Hyman	204.756	1998-02

Pinfall (Freshman)

Rk.	Name	Pinfall	Year
1.	Shannon Pluhowsky	19,104	2000-01
2.	Diandra Hyman	16,243	1998-99
3.	Kari Schwager	15,207	1999-00
4.	Cassandra Leuthold	14,572	2006-07
5.	Julia Bond	13,839	2014-15
6.	Amanda O'Hayre	13,432	1998-99
7.	Amanda Burgoyne	12,514	1999-00
8.	Jillian Martin	12,065	2022-23
9.	Suzanne Medwell	11,952	2000-01
10.	Katie Ann Sopp	11,539	2007-08

Games Played (Freshman)

Rk.	Name	Games	Year
1.	Shannon Pluhowsky	86	2000-01
2.	Diandra Hyman	81	1998-99
3.	Kari Schwager	77	1999-00
4.	Cassandra Leuthold	72	2006-07
5.	Amanda O'Hayre	68	1998-99
6.	Julia Bond	67	2014-15
7.	Amanda Burgoyne	62	2003-04
8.	Suzanne Medwell	60	2000-01
9.	Katie Ann Sopp	57	2007-08
10.	Adrienne Miller	56	2003-04
	Lindsay Baker	56	2004-05
	Sarah Koch	56	2006-07

Season Average (Freshman)

Rk.	Name	Average	Year
1.	Shannon Pluhowsky	222.140	2000-01
2.	Jillian Martin	215.000	2022-23
3.	Lindsay Baker	206.622	2004-05
4.	Julia Bond	206.552	2014-15
5.	Adrienne Miller	203.857	2003-04
6.	Katie Ann Sopp	202.400	2007-08
7.	Raquel Orozco	202.381	2016-17
8.	Cassandra Leuthold	202.300	2006-07
9.	Amanda Burgoyne	201.839	2003-04
10.	Diandra Hyman	200.531	1998-99

Team Average

Rk.	Tournament Name	Average	Date
1.	National Collegiate Match Games	1,133.091	11/24/01
2.	Mid-Winter Classic	1,107.200	1/13/18
3.	National Collegiate Match Games	1,102.909	11/25/00
4.	Warhawk Classic	1,097.800	11/11/18
5.	Big Red Invitational	1,093.875	2/26/21
6.	Ozark Invitational	1,087.000	1/21/07
7.	Prairie View A&M	1,085.200	2/3-5/12
8.	National Collegiate Match Games	1,083.182	11/27/99
9.	Big Red Invitational	1,081.200	3/3/18
10.	Big Red Invitational	1,079.400	3/3/17

Men's Cross Country Honors

Two-Time All-Americans (3)

- Joe Kirby (1988, 1989)
- Jacques van Rensburg (1988, 1989)
- Cleophas Boor (1996, 1997)

All-Americans (12)

- Greg Carlberg (1970)
- Wally Duffy (1983)
- Kurt Russell (1984)
- Jean Verster (1985)
- Joe Kirby (1988)
- Joe Kirby (1989)
- Jacques van Rensburg (1988)
- Jacques van Rensburg (1989)
- Jonah Kiptarus (1996)
- Cleophas Boor (1996)
- Cleophas Boor (1997)
- Jeroen Broekzitter (1997)

Two-Time Academic All-American (1)

- Brady Bonsall (1995, 1996)

CSC Academic All-Americans (5)

First-Team (1)

- Brady Bonsall (1996)

Second-Team (2)

- Kyle Wyatt (2002)
- Dana Carne (2004)
- George Kusche (2021)

Third-Team (2)

- Brady Bonsall (1995)
- Brett Grieb (2012)

NCAA Championships

Year	Champion (Pts.)	NU Finish (Pts.)	Top NU Finisher
2023	Oklahoma State (49)	DNQ	--
2022	Northern Arizona (83)	DNQ	--
2021	Northern Arizona (92)	DNQ	--
2020	Northern Arizona (60)	No Team Finish	George Kusche, 229th
2019	BYU (109)	No Team Finish	George Kusche, 165th
2018	Northern Arizona (83)	No Team Finish	George Kusche, 55th
2017	Northern Arizona (74)	DNQ	--
2016	Northern Arizona (125)	DNQ	--
2015	Syracuse (82)	DNQ	--
2014	Colorado (65)	DNQ	--
2013	Colorado (149)	DNQ	--
2012	Oklahoma State (72)	DNQ	--
2011	Wisconsin (97)	DNQ	--
2010	Oklahoma State (73)	No Team Finish	David Adams, 135th
2009	Oklahoma State (127)	DNQ	--
2008	Oregon (93)	DNQ	--
2007	Oregon (85)	DNQ	--
2006	Colorado (94)	DNQ	--
2005	Wisconsin (37)	DNQ	--
2004	Colorado (90)	DNQ	--
2003	Stanford (24)	DNQ	--
2002	Stanford (47)	No Team Finish	James Bowler, 84th
2001	Colorado (90)	27th (661)	James Bowler, 78th
2000	Arkansas (83)	26th (623)	Marcus Witter, 79th
1999	Arkansas (58)	DNQ	--
1998	Arkansas (97)	DNQ	--
1997	Stanford (53)	11th (294)	Cleophas Boor, 6th
1996	Stanford (46)	7th (209)	Jonah Kiptarus, 2nd
1995	Arkansas (100)	No Team Finish	Brady Bonsall, 87th
1994	Iowa State (65)	No Team Finish	Kevin Miller, 71st
1993	Arkansas (31)	DNQ	--
1992	Arkansas (46)	No Team Finish	David Iteffa, 50th
1991	Arkansas (52)	DNQ	--
1990	Arkansas (68)	No Team Finish	Joe Kirby, 149th
1989	Iowa State (54)	8th (305)	Joe Kirby, 13th
1988	Wisconsin (105)	11th (270)	Jacques van Rensburg, 14th
1987	Arkansas (87)	13th (311)	Jean Verster, 29th
1986	Arkansas (69)	15th (338)	Jean Verster, 33rd
1985	Wisconsin (67)	No Team Finish	Jean Verster, 5th
1984	Arkansas (101)	No Team Finish	Kurt Russell, 26th
1983	Texas-El Paso (108)	No Team Finish	Wally Duffy, 29th
1982	Wisconsin (59)	DNQ	--
1981	Texas-El Paso (17)	DNQ	--

1980	Texas-El Paso (58)	DNQ	--
1979	Texas-El Paso (86)	DNQ	--
1978	Texas-El Paso (56)	DNQ	--
1977	Oregon (100)	DNQ	--
1976	Texas-El Paso (62)	DNQ	--
1975	Texas-El Paso (88)	DNQ	--
1974	Oregon (77)	DNQ	--
1973	Oregon (89)	DNQ	--
1972	Tennessee (134)	DNQ	--
1971	Oregon (83)	No Team Finish	Bob Unger, 67th
1970	Villanova (87)	No Team Finish	Greg Carlberg, 22nd
1969	Texas-El Paso (74)	t-15th (420)	Pete Brang, 39th
1968	Villanova (78)	DNQ	--
1967	Villanova (91)	DNQ	--
1966	Villanova (79)	DNQ	--
1965	Western Michigan (81)	DNQ	--
1964	Western Michigan (86)	DNQ	--
1963	San Jose State (53)	DNQ	--
1962	San Jose State (58)	No Team Finish	Ray Stevens, 27th
1961	Oregon State (68)	DNQ	--
1960	Houston (54)	DNQ	--
1959	Michigan State (44)	DNQ	--
1958	Michigan State (79)	DNQ	--
1957	Notre Dame (121)	DNQ	--
1956	Michigan State (28)	DNQ	--
1955	Michigan State (46)	DNQ	--
1954	Oklahoma A&M (61)	DNQ	--
1953	Kansas (70)	DNQ	--
1952	Michigan State (65)	DNQ	--
1951	Syracuse (80)	DNQ	--
1950	Penn State (53)	DNQ	--
1949	Michigan State (59)	DNQ	--
1948	Michigan State (41)	DNQ	--
1947	Penn State (60)	DNQ	--
1946	Drake (42)	DNQ	--
1945	Drake (50)	DNQ	--
1944	Drake (25)	DNQ	--
1943	No Meet Held Because of WWII --		
1942	Indiana/Penn State (57)	DNQ	--
1941	Rhode Island (83)	DNQ	--
1940	Indiana (65)	DNQ	--
1939	Michigan State (54)	DNQ	--
1938	Indiana (51)	DNQ	--

Regional Championships

Year	Champion (Pts.)	NU Finish (Pts.)	Top NU Finisher
Midwest			
2023	Oklahoma State (19)	25th (648)	Cal Puskar, 102nd
2022	Tulsa (49)	24th (631)	Bailey Timmons, 77th
2021	Oklahoma State (43)	16th (467)	Ryan Martins, 28th
2020	*No meet due to COVID-19 restrictions.		
2019	Tulsa (37)	8th (218)	George Kusche, 7th
2018	Iowa State (38)	8th (256)	George Kusche, 4th
2017	Iowa State (69)	8th (262)	Wyatt McGuire, 14th
2016	Oklahoma State (64)	15th (373)	Wyatt McGuire, 43rd
2015	Oklahoma State (59)	12th (368)	Austin Post, 45th
2014	Oklahoma State (63)	20th (542)	Joe Harter, 76th
2013	Oklahoma State (45)	9th (319)	Jarren Heng, 35th
2012	Oklahoma (44)	27th (681)	Matt Bloch, 107th
2011	Oklahoma State (42)	14th (401)	Brad Doering, 44th
2010	Oklahoma (43)	10th (297)	David Adams, 8th
2009	Oklahoma State (50)	8th (248)	David Adams, 20th
2008	Oklahoma State (42)	10th (269)	Kyle Custer, 35th
2007	Oklahoma State (47)	12th (299)	Peter van der Westhuizen, 43rd
2006	Oklahoma State (72)	13th (427)	Brian Parr, 39th
2005	Oklahoma State (49)	No Team Finish	Brian Parr, 82nd
2004	Minnesota (48)	No Team Finish	Eric Rasmussen, 54th
2003	Oklahoma State (78)	18th (412)	Paul Wilson, 64th

2002	Iowa (79)	4th (154)	James Bowler, 6th
2001	Minnesota (78)	3rd (94)	James Bowler, 6th
2000	Oklahoma State (68)	5th (156)	Aaron Carrizales, 6th
1999	Minnesota (56)	7th (203)	Marcus Witter, 11th
1998	Oklahoma State (42)	13th (320)	Lou Petricca, 43rd
1997	Oklahoma State (86)	3rd (101)	Jeroen Broekzitter, 1st

District V

1996	Oklahoma State (47)	2nd (58)	Jonah Kiptarus, 1st
1995	Oklahoma State (33)	8th (200)	Brady Bonsall, 8th
1994	Iowa State (28)	4th (115)	Kevin Müller, 10th
1993	Iowa State (35)	3rd (100)	Kevin Müller, 10th
1992	Kansas State (58)	7th (202)	David Iteffa, 2nd
1991	Iowa State (29)	5th (163)	David Iteffa, 13th
1990	Iowa State (21)	8th (172)	Joe Kirby, 4th
1989	Iowa State (33)	2nd (90)	Jaques van Rensburg, 2nd
1988	Nebraska (51)	1st (51)	Joe Kirby, 2nd
1987	Colorado (80)	2nd (82)	Jean Verster, 3rd
1986	Colorado (46)	2nd (68)	Jean Verster, 2nd
1985	Iowa State (51)	5th (115)	Jean Verster, 5th
1984	Iowa State (66)	5th (117)	Kurt Russell, 4th
1983	Iowa State (49)	4th (106)	Wally Duffy, 3rd
1982	Colorado (41)	DNQ	--
1981	Iowa State (70)	DNQ	--
1980	Colorado (50)	DNQ	--
1979	Colorado (26)	NA	--
1978	Colorado (25)	NA	--
1977	Missouri (31)	NA	--
1976	Oklahoma (54)	DNQ	--
1975	Colorado (50)	NA	--
1974	Kansas State (32)	NA	--

Conference Championships

Year	Champion (Pts.)	NU Finish (Pts.)	Top NU Finisher
------	-----------------	------------------	-----------------

Big Ten Conference

2023	Wisconsin (19)	12th (351)	Trevor Acton, 60th
2022	Wisconsin (25)	11th (296)	Bailey Timmons, 31st
2021	Wisconsin (27)	9th (274)	Dais Malebana, 46th
2020	Wisconsin (40)	5th (117)	George Kusche, 1st
2019	Wisconsin (56)	6th (172)	George Kusche, 2nd
2018	Wisconsin (38)	8th (179)	George Kusche, 3rd
2017	Michigan (71)	9th (196)	Wyatt McGuire, 10th
2016	Wisconsin (63)	10th (275)	Wyatt McGuire, 35th
2015	Michigan (63)	11th (284)	Peter Spinks, 47th
2014	Wisconsin (47)	11th (332)	Joe Harter, 59th
2013	Indiana (51)	11th (314)	Joe Harter, 62nd
2012	Wisconsin (33)	11th (333)	Jonah Heng, 52nd
2011	Wisconsin (17)	11th (277)	Trevor Vidlak, 35th

Big 12 Conference

2010	Oklahoma State (19)	6th (195)	David Adams, 21st
2009	Oklahoma State (24)	7th (199)	David Adams, 22nd
2008	Oklahoma State (26)	7th (200)	David Adams, 26th
2007	Colorado (34)	10th (230)	Peter van der Westhuizen, 23rd
2006	Colorado (36)	11th (320)	Brian Parr, 46th
2005	Colorado (44)	10th (288)	Peter van der Westhuizen, 25th
2004	Colorado (48)	12th (312)	Eric Rasmussen, 37th
2003	Colorado (38)	12th (341)	Alec Maduza, 59th
2002	Colorado (25)	7th (171)	James Bowler, 19th
2001	Colorado (31)	5th (136)	James Bowler, 6th
2000	Colorado (16)	5th (153)	Marcus Witter, 11th
1999	Colorado (22)	6th (173)	Marcus Witter, 23rd
1998	Colorado (31)	8th (179)	Marcus Witter, 22nd
1997	Colorado (32)	4th (99)	Cleophas Boor, 2nd
1996	Colorado (66)	2nd (70)	Jonah Kiptarus, 1st

Big Eight Conference

1995	Oklahoma State (38)	6th (161)	Brady Bonsall, 12th
1994	Iowa State (29)	5th (118)	Kevin Müller, 12th
1993	Iowa State (27)	4th (106)	David Iteffa, 18th
1992	Colorado (42)	6th (129)	David Iteffa, 1st

1991	Iowa State (16)	5th (124)	David Iteffa, 10th
1990	Iowa State (26)	3rd (84)	Joe Kirby, 4th
1989	Iowa State (22)	2nd (68)	Joe Kirby, 2nd
1988	Iowa State (34)	3rd (101)	Jacques van Rensburg, 5th
1987	Iowa State (47)	2nd (51)	Jean Verster, 2nd
1986	Colorado (37)	2nd (64)	Jean Verster, 2nd
1985	Colorado (48)	5th (99)	Jean Verster, 7th
1984	Iowa State (32)	3rd (104)	Kurt Russell, 4th
1983	Iowa State (53)	2nd (78)	Wally Duffy, 4th
1982	Colorado (35)	7th (154)	Marc Adam, 14th
1981	Iowa State (33)	7th (208)	Marc Adam, 30th
1980	Colorado (26)	8th (154)	NA
1979	Colorado (22)	8th (169)	NA
1978	Colorado (22)	8th (181)	Mark Fluitt, 21st
1977	Colorado (21)	4th (119)	Harold Stelzer, 3rd
1976	Colorado (46)	8th (156)	Steve Allen, 16th
1975	Kansas State (25)	8th (214)	Harold Stelzer, 34th
1974	Iowa St. & Missouri (49)	8th (234)	NA
1973	Oklahoma State (53)	6th (117)	Bob Unger, 11th
1972	Oklahoma State (37)	6th (116)	Bob Unger, 11th
1971	Kansas State (49)	3rd (77)	Bob Unger, 2nd
1970	Missouri (60)	7th (152)	Greg Carlberg, 1st
1969	Kansas (55)	2nd (72)	Pete Brang, 3rd
1968	Kansas (45)	4th (98)	Pete Brang, 6th
1967	Missouri (52)	8th (187)	Mel Campbell, 26th
1966	Kansas State (51)	8th (224)	NA
1965	Kansas State (34)	7th (216)	NA
1964	Kansas (31)	5th (133)	NA
1963	Kansas (26)	6th (143)	Peter Scott, 19th
1962	Colorado (60)	3rd (76)	Mike Fleming, 1st
1961	Kansas (26)	7th (150)	Ray Stevens, 4th
1960	Oklahoma State (40)	6th (139)	Ray Stevens, 8th
1959	Kansas (51)	3rd (94)	Joe American Horse, 6th
1958	Kansas (37)	5th (117)	Joe Mullins, 8th
1957	Kansas (26)	6th (155)	Robert Elwood, 8th

Big Seven Conference

1956	Kansas (20)	6th (126)	Robert Elwood, 5th
1955	Kansas (15)	6th (106)	Robert Elwood, 17th
1954	Kansas (14)	7th (103)	NA
1953	Kansas (11)	NA	NA
1952	Kansas (20.5)	6th (92)	Clay Scott, 9th
1951	Kansas (13)	NA	NA
1950	Kansas (19)	NA	NA
1949	Kansas (22)	7th (93)	Esrif Aydin, 9th
1948	Kansas (19)	6th (100)	Don Morrison, 20th

Big Six Conference

1947	Kansas (22)	6th (79)	NA
1946	Oklahoma (44)	4th (76)	Bobby Ginn, 1st
1942-45	No Meet Held Because of WWII		
1941	Oklahoma (27)	4th (51)	Bobby Ginn, 1st
1940	Nebraska (24)	1st (24)	Bobby Ginn, 1st
1939	Kansas State (35)	6th (72)	NA
1938	Kansas State (36)	5th (95)	NA
1937	Kansas State (37)	4th (83)	NA
1936	Kansas State (45)	3rd (62)	NA
1935	Oklahoma (31)	4th (86)	NA
1934	Kansas State (37)	4th (79)	NA
1933	No Meet Held		
1932	Kansas State (29)	3rd (43)	NA
1931	Iowa State (NA)	4th (NA)	NA
1930	Iowa State (NA)	4th (NA)	NA
1929	Oklahoma (44)	5th (91)	NA
1928	Kansas (51)	3rd (79)	NA

All-Region**Midwest**

2019	George Kusche
2018	George Kusche Mark Freyhof
2017	Wyatt McGuire
2010	David Adams
2009	David Adams
2002	James Bowler Eric Rasmussen
2001	James Bowler Ian Gray Mike Kamm
2000	Aaron Carrizales, Marcus Witter
1999	Marcus Witter
1997	Cleophas Boor, Jeroen Broekzitter Aaron Johnson

District V

1996	Cleophas Boor Jonah Kiptarus Philip Maiyo Balazs Tolgyesi Jim Vance
1995	Brady Bonsall Balazs Tolgyesi
1994	Brady Bonsall Kevin Miller Balazs Tolgyesi

All-Conference**Big Ten**

2020	George Kusche
2019	George Kusche
2018	George Kusche
2017	Wyatt McGuire (Second Team)

Big 12

2001	James Bowler
1997	Cleophas Boor Jeroen Broekzitter
1996	Cleophas Boor Jonah Kiptarus

Big Eight

1992	David Iteffa
1991	David Iteffa
1990	Joe Kirby
1989	Joe Kirby Jacques van Rensburg
1988	Jacques van Rensburg
1987	Bryan Clark Joe Kirby Jean Verster
1986	Jean Verster
1985	Jean Verster

USTFCCCA All-Academic

2020	George Kusche
2019	George Kusche
2018	Mark Freyhof George Kusche
2017	Wyatt McGuire
2010	David Adams
2002	Eric Rasmussen
2001	Ian Gray
1996	Balazs Tolgyesi
1995	Brady Bonsall
1994	Brady Bonsall Kevin Miiller
1993	Kevin Miiller

Nebraska's Herman Award

2021	Cross Country - 3.539
2020	Cross Country - 3.300
2019	Cross Country - 3.173
2010	Cross Country - 3.334
2009	Cross Country - 3.309
2007	Cross Country - 3.096
2006	Cross Country - 3.115
2005	Cross Country - 3.196
2004	Cross Country - 3.330
2003	Cross Country - 3.466
1995	Cross Country - 3.298

Note: The Herman Award is presented annually and is named after the Dick and Dale Herman families. It's awarded to the University of Nebraska men's and women's team with the highest team grade-point average.

Women's Cross Country Honors

Three-Time All-American (1)

- Fran ten Bensel (1990, 1991, 1992)

Two-Time All-American (1)

- Sammie Resh (1987, 1988)

All-Americans (8)

- Sammie Resh (1987)
- Sammie Resh (1988)
- Yvonne van der Kolk (1988)
- Fran ten Bensel (1990)
- Fran ten Bensel (1991)
- Fran ten Bensel (1992)
- Theresa Stelling (1993)
- Kayte Tranel (2005)

CSC Academic All-Americans (3)

Second Team (3)

- Jenna Lucas (2002)
- Ann Gaffigan (2004)
- Ashley Miller (2011)

NCAA Championships

<u>Year</u>	<u>Champion (Pts.)</u>	<u>NU Finish (Pts.)</u>	<u>Top NU Finisher</u>
2023	NC State (123)	DNQ	--
2022	NC State (114)	DNQ	--
2021	NC State (84)	No Team Finish	Erika Freyhof, 138th
2020	BYU (96)	No Team Finish	Erika Freyhof, 86th
2019	Arkansas (96)	DNQ	--
2018	Colorado (65)	DNQ	--
2017	New Mexico (90)	DNQ	--
2016	Oregon (125)	DNQ	--
2015	New Mexico (49)	DNQ	--
2014	Michigan State (85)	DNQ	--
2013	Providence (141)	DNQ	--
2012	Oregon (144)	DNQ	--
2011	Georgetown (162)	DNQ	--
2010	Villanova (120)	No Team Finish	Lara Crofford, 129th
2009	Villanova (86)	No Team Finish	Lara Crofford, 113th
2008	Washington (79)	25th (539)	Lara Crofford, 45th
2007	Stanford (145)	No Team Finish	Lara Crofford, 85th
2006	Stanford (195)	DNQ	--
2005	Stanford (146)	No Team Finish	Kayte Tranel, 28th
2004	Colorado (63)	DNQ	--
2003	Stanford (120)	30th (593)	Ann Gaffigan, 71st
2002	Brigham Young (85)	DNQ	--
2001	Brigham Young (62)	No Team Finish	Ann Gaffigan, 98th
2000	Colorado (117)	DNQ	--
1999	Brigham Young (72)	16th (430)	Michelle Brooks, 31st
1998	Villanova (106)	t23rd (534)	Jeannette Zimmer, 70th
1997	Brigham Young (100)	19th (457)	Amy Wiseman, 94th
1996	Stanford (101)	20th (449)	Melissa Wilson, 86th
1995	Providence (88)	No Team Finish	Christina Blackmer, 108th
1994	Villanova (75)	16th (412)	Julie Mazzitelli, 73rd
1993	Villanova (66)	20th (421)	Theresa Stelling, 24th
1992	Villanova (123)	18th (394)	Fran ten Bensel, 9th
1991	Villanova (85)	12th (314)	Fran ten Bensel, 17th
1990	Villanova (82)	No Team Finish	Fran ten Bensel, 36th
1989	Villanova (99)	3rd (186)	Yvonne van der Kolk, 34th
1988	Kentucky (75)	3rd (143)	Sammie Resh, 7th
1987	Oregon (98)	No Team Finish	Sammie Resh, 29th
1986	Texas (62)	12th (245)	Laura Wight, 35th

1985	Wisconsin (58)	DNQ	--
1984	Wisconsin (63)	11th (268)	Laura Wight, 37th
1983	Oregon (95)	DNQ	--
1982	Virginia (48)	DNQ	--
1981	Virginia (36)	DNQ	--
1980	North Carolina State (76)	No Team Finish	Sara Stricker
1979	North Carolina State (108)	DNQ	--
1978	Iowa State (119)	No Team Finish	Carol Schenk, 30th
1977	Iowa State (92)	No Team Finish	Donna Fox, 140th
1976	Iowa State (62)	DNQ	--
1975	Iowa State (96)	No Team Finish	Cindy Dixon, 74th

Regional Championships

Year	Champion (Pts.)	NU Finish (Pts.)	Top NU Finisher
Midwest			
2023	Oklahoma State (30)	7th (267)	Ali Bainbridge, 33rd
2022	Oklahoma State (58)	11th (389)	Brynna McQuillen, 38th
2021	Minnesota (45)	9th (303)	Erika Freyhof, 10th
2020	*No meet due to COVID-19 restrictions.		
2019	Illinois (108)	15th (373)	Erika Freyhof, 11th
2018	Iowa State (78)	14th (386)	Erika Freyhof, 11th
2017	Iowa State (90)	21st (507)	Bonnie Smith, 77th
2016	Missouri (83)	19th (480)	Anna Peer, 30th
2015	Oklahoma State (51)	22nd (610)	Bonnie Smith, 77th
2014	Iowa State (66)	29th (711)	Anna Peer, 55th
2013	Iowa State (39)	20th (509)	Anna Peer, 71st
2012	Iowa State (63)	23rd (586)	Isabel Andrade, 74th
2011	Iowa State (64)	6th (215)	Katie White, 14th
2010	Iowa State (35)	8th (233)	Lara Crofford, 6th
2009	Minnesota (60)	4th (147)	Lara Crofford, 11th
2008	Minnesota (57)	3rd (124)	Lara Crofford, 7th
2007	Minnesota (79)	4th (130)	Lara Crofford, 9th
2006	Illinois (44)	4th (141)	Ari Goldstein, 22nd
2005	Oklahoma State (71)	5th (142)	Kayte Tranel, 8th
2004	Missouri (52)	11th (311)	Anne Shadle, 37th
2003	Nebraska (60)	1st (60)	Ann Gaffigan, 2nd
2002	Missouri (63)	13th (319)	Ann Gaffigan, 10th
2001	Oklahoma State (56)	10th (233)	Ann Gaffigan, 6th
2000	Kansas State (61)	8th (196)	Kathryn Handrup, 21st
1999	Kansas State (40)	3rd (98)	Michelle Brooks, 7th
1998	Kansas State (92)	4th (128)	Jeannette Zimmer, 11th
1997	Missouri (76)	2nd (81)	Amy Wiseman, 5th

District V

1996	Iowa State & Missouri (68)	3rd (99)	Christina Blackmer, 12th
1995	Missouri (57)	3rd (87)	Nora Shepherd, 2nd
1994	Kansas (67)	2nd (78)	Nora Shepherd, 7th
1993	Kansas (76)	2nd (86)	Theresa Stelling, 2nd
1992	Nebraska (66)	1st (66)	Fran ten Bensel, 1st
1991	Nebraska (45)	1st (45)	Fran ten Bensel, 2nd
1990	Iowa State (56)	3rd (74)	Fran ten Bensel, 6th
1989	Nebraska (41)	1st (41)	Yvonne van der Kolk, 4th
1988	Nebraska (38)	1st (38)	Sammie Resh, 3rd
1987	Colorado (52)	3rd (75)	Sammie Resh, 2nd
1986	Colorado (33)	3rd (67)	Sammie Resh, 13th
1985	Iowa State (42)	3rd (83)	Jill Noel, 11th
1984	Kansas State (53)	3rd (65)	Laura Wight, 7th
1983	Iowa State (39)	4th (133)	Karlene Erickson, 13th
1982	Iowa State (43)	No Team Finish	Sara Stricker, 16th
1981	Missouri (35)	4th (95)	Janice Orht, 9th
1980	Iowa (48)	No Team Finish	Sara Stricker, 13th
1979	Iowa State (26)	No Team Finish	Christine Hass, 30th
1978	Iowa State (30)	6th (145)	Carol Schenk, 2nd
1977	Iowa State (26)	7th (205)	Donna Fox, 17th

Conference Championships

Year	Champion (Pts.)	NU Finish (Pts.)	Top NU Finisher
Big Ten Conference			
2023	Michigan State (46)	7th (193)	Ali Bainbridge, 19th
2022	Michigan State (78)	10th (27 3)	Alea Hardie, 39th
2021	Minnesota (72)	11th (289)	Erika Freyhof, 13th
2020	Michigan State (48)	9th (228)	Erika Freyhof, 6th
2019	Michigan State (56)	10th (283)	Erika Freyhof, 23rd
2018	Michigan (57)	11th (283)	Judi Jones, 37th
2017	Michigan (55)	12th (336)	Bonnie Smith, 66th
2016	Michigan (63)	13th (349)	Anna Peer, 50th
2015	Penn State (53)	13th (369)	Katrina Santiago, 72nd
2014	Michigan State (26)	13th (347)	Anna Peer, 14th
2013	Michigan State (43)	11th (320)	Anna Peer, 50th
2012	Michigan (55)	12th (397)	Sarah Larson, 85th
2011	Michigan State (55)	7th (202)	Katie White, 22nd

Big 12 Conference

2010	Texas Tech (44)	8th (219)	Lara Crofford, 10th
2009	Texas Tech (38)	4th (143)	Lara Crofford, 16th
2008	Texas Tech (44)	3rd (102)	Lara Crofford, 6th
2007	Colorado (59)	3rd (98)	Lara Crofford, 9th
2006	Colorado (45)	3rd (110)	Channing Anseth, 12th
2005	Colorado (38)	5th (117)	Kayte Tranel, 15th
2004	Colorado (25)	9th (235)	Anne Shadle, 15th
2003	Colorado (45)	6th (149)	Ann Gaffigan, 19th
2002	Colorado (34)	11th (257)	Ann Gaffigan, 27th
2001	Colorado (33)	9th (184)	Ann Gaffigan, 7th
2000	Colorado (29)	7th (173)	Kathryn Handrup, 20th
1999	Colorado (62)	4th (121)	Michelle Brooks, 7th
1998	Kansas State (78)	7th (138)	Jeannette Zimmer, 12th
1997	Colorado (23)	2nd (92)	Amy Wiseman, 6th
1996	Colorado (30)	3rd (123)	Christina Blackmer, 18th

Big Eight Conference

1995	Colorado (25)	4th (93)	Nora Shepherd, 6th
1994	Colorado (29)	2nd (65)	Julie Mazzitelli, 4th
1993	Nebraska (57)	1st (57)	Theresa Stelling, 2nd
1992	Colorado & Kansas State (52)	3rd (82)	Fran ten Bensel, 2nd
1991	Nebraska (55)	1st (55)	Fran ten Bensel, 1st
1990	Iowa State (48)	4th (105)	Fran ten Bensel, 8th
1989	Nebraska (43)	1st (43)	Yvonne van der Kolk, 4th
1988	Nebraska (41)	1st (41)	Sammie Resh, 4th
1987	Colorado (49)	2nd (57)	Sammie Resh, 2nd
1986	Oklahoma State (49)	4th (88)	Sammie Resh, 13th
1985	Nebraska (61)	1st (61)	Jill Noel, 5th
1984	Missouri (57)	5th (97)	Karlene Erickson, 12th
1983	Iowa State (44)	4th (111)	Jill Noel, 7th
1982	Kansas State (41)	5th (105)	Sara Stricker, 10th
1981	Iowa State (27)	6th (152)	Sara Stricker, 20th
1980	Missouri (36)	7th (173)	Sara Stricker, 18th
1979	Iowa State (31)	No Team Finish	Chris Haas, 20th
1978	Iowa State (43)	5th (118)	Carol Schenk, 2nd
1977	Iowa State (27)	6th (134)	Cindy Dixon, 19th

All-Region**Midwest**

2021	Erika Freyhof
2019	Erika Freyhof
2018	Erika Freyhof
2011	Katie White
	Ashley Miller
2010	Lara Crofford
	Martina Barinova
2009	Lara Crofford
2008	Lara Crofford
	Natalja Callahan
	Rachel Carrizales
	Jen Pancoast
2007	Lara Crofford
	Natalja Callahan
2005	Kayte Tranel
	Ari Goldstein
2003	Ann Gaffigan
	Kathryn Handrup
	Anne Shadle
	Kayte Tranel
2002	Ann Gaffigan
	Kayte Tranel
2001	Ann Gaffigan
	Kathryn Handrup
2000	Ann Gaffigan
	Kathryn Handrup
1999	Michelle Brooks
	Kathryn Handrup
	Jaimie Kruger
	Jaime Pauli
1998	Amy Wiseman
	Jeannette Zimmer
1997	Kate Centerwall
	Melinda Mohr
	Jaime Pauli
	Amy Wiseman

District V

1996	Christina Blackmer
	Amie Finkner
	Jaime Pauli
	Nora Shepherd
	Melissa Wilson
1995	Christina Blackmer
	Heather McMahon
	Nora Shepherd
1994	Julie Mazzitelli
	Nora Shepherd

All-Conference**Big Ten**

2021	Erika Freyhof (Second Team)
2020	Erika Freyhof
2014	Anna Peer (Second Team)

Big 12

2010	Lara Crofford
2008	Lara Crofford
	Rachel Carrizales
2007	Lara Crofford
	Ari Goldstein

2006	Channing Anseth
	Ari Goldstein
2005	Kayte Tranel
2004	Anne Shadle
2001	Ann Gaffigan
1999	Michelle Brooks
1997	Amy Wiseman

Big Eight

1995	Nora Shepherd
1994	Julie Mazzitelli
1993	Theresa Stelling
1992	Fran ten Bensel
	Theresa Stelling
1991	Fran ten Bensel
	Lisa (Darley) Graham
1990	Fran ten Bensel
	Lisa (Darley) Graham
1988	Sammie Resh
	Tracy Smith
	Yvonne van der Kolk
1987	Michele Marthaler
	Juliette Prowse
	Sammie Resh
1985	Mary Amen
	Jill Noel
	Laura Wight
1982	Sara Stricker
1979	Carol Schenk

USTFCCCA All-Academic

2021	Erika Freyhof
2020	Erika Freyhof
2019	Erika Freyhof
2018	Erika Freyhof
2011	Ashley Miller
	Katie White
2009	Lara Crofford
2008	Lara Crofford
	Rachel Carrizales
2005	Kayte Tranel
2003	Ann Gaffigan
	Kathryn Handrup
	Anne Shadle
	Kayte Tranel
2002	Ann Gaffigan
2001	Ann Gaffigan
1999	Jaime Pauli
1997	Melinda Mohr
1995	Nora Shepherd
1993	Kris Ellenbecker
	Theresa Stelling
1992	Fran ten Bensel
	Theresa Stelling
1991	Theresa Stelling

Nebraska's Herman Award

2023	Cross Country - 3.731
2022	Cross Country - 3.741
2010	Cross Country - 3.709
2009	Cross Country - 3.671
2008	Cross Country - 3.711
2002	Cross Country - 3.447
2001	Cross Country - 3.593
2000	Cross Country - 3.647
1998	Cross Country - 3.607
1997	Cross Country - 3.602
1995	Cross Country - 3.558

Note: The Herman Award is presented annually and is named after the Dick and Dale Herman families. It's awarded to the University of Nebraska men's and women's team with the highest team grade-point average.

Men's Golf Honors

Ben Hogan Award (1)

1999 Steve Friesen (Top Golf Scholar-Athlete)

All-Americans (GCAA)

1998 Jamie Rogers, honorable mention

1999 Jamie Rogers, 2nd team
Steve Friesen, honorable mention

All-Big 12

1997 Steve Friesen, first team
Josh Madden, first team
1998 Jamie Rogers, first team
Steve Friesen, honorable mention

1999 Jamie Rogers, first team
Steve Friesen, first team
Scott Gutschewski, first team
2007 Brady Schnell, first team

Academic All-American (GCAA)

1998 Steve Friesen

Academic All-District (CSC)

1997 Steve Friesen, District VII (Men's At-Large)
1998 Steve Friesen, District VII (Men's At-Large)
1999 Steve Friesen, District VII (Men's At-Large)
2001 Mike Vanier, District VII (Men's At-Large)
2013 Jordan Reinertson, District VII (Men's At-Large)

Herman Awards

1996, 2011, 2012, 2013, 2014

Nebraska Men's Amateur Champions

Year Won	Player	Years at NU
1949	Donald Spomer	1946-49
1951	Byron Adams	1941-42
1952	Richard Spangler Jr.	1950-52
1956	William Mowbray	1938-40
1957	Richard Spangler Jr.	1950-52
1958	Richard Spangler Jr.	1950-52
1969	Frank Rose	1968-70
1972	Dan Bahensky	1973-74
1968	Charles L. Borner Jr.	1966-68
1970	Charles L. Borner Jr.	1966-68
1973	Charles L. Borner Jr.	1966-68
1974	Tom Sieckmann	1974
1976	Tom Sieckmann	1974
1977	Mike Hughett	1981
1980	Steve Statton	1976-79
1982	Mark Maness	1980-83
1983	Bill Henderson	1979-80
1984	Mark Maness	1980-83
1985	Larry Sock	1978
1986	Frank Rose	1968-70
1987	Mike Rack	1986-89
1988	Larry Sock	1978
1990	Mike Rack	1986-89
1992	Craig Poet	1990-93
1993	Larry Sock	1978
1998	Steve Friesen	1996-99
2001	Knox F. Jones	1978-81
2002	Ryan Nietfeldt	1995-99
2006	Brady Schnell	2004-07
2007	Brandon Crick	2008-10
2009	Brandon Crick	2008-10
2024	Reed Malleck	2021-24

Individual Records

Low Round

64 – Brady Schnell (2005-06)
First round, March 20, 2006
Ron Moore Invitational, Goodyear, Ariz.

Low 54-Hole Score

203 – Brady Schnell (2005-06)
Ron Moore Invitational, Goodyear, Ariz.
203 – Harry Crockett (2023-24)
Hawkeye Invitational, Iowa City, Iowa

Low Conference Championships Round

68 – Four times (1973-twice, 1980, 2006)
1. Rick Schultz (1973, First round)^
2. Steve King (1973, Third round)^
3. Knox Jones (1980, Second round)^
4. Brady Schnell (2006, First round)*

Low 54-Hole Conference Championships Score

210 – Jamie Rogers (1999)*

Low 72-Hole Conference Championships Score

292 – Andrew Wyatt (2010)*

Best Conference Championships Finish

T-2nd – Jamie Rogers (1999)*

Low NCAA Regionals Round

65 – Jamie Rogers; Second round, May 15, 1998

Low NCAA Regionals Score

207 – Jamie Rogers (1998)

Best NCAA Regionals Finish

T-2nd – Jamie Rogers (1998)

Low NCAA Championships Round

69 – Steve Friesen; First round, May 27, 1998

Low NCAA Championships Score

288 – Steve Friesen (1998)

Best NCAA Championships Finish

T-12th – Jamie Rogers (1999)

Low Season Stroke Average

71.82 – Harry Crockett (2022-23)

Single-Season Wins

3 – Jamie Rogers (1997-98)

Career Wins

5 – Jamie Rogers (1995-99)

Most Rounds Played

Season: 42 – Jamie Rogers
Career: 144 – Drew Reynolds

Low Round By Class

Senior

65 – Andrew Wyatt (2011-12)
Mike Coatman (2011-12)

Junior

64 – Brady Schnell (2005-06)

Sophomore

65 – Brady Schnell (2004-05)

Freshman

66 – Thomas Bethel (2003-04)
Mike Vanier (1999-00)
Josh Madden (1996-97)

54 Holes By Class

Senior

203 – Harry Crockett (2023-24)

Junior

203 – Brady Schnell (2005-06)

Sophomore

208 – Brady Schnell (2004-05)
Seth Porter (1999-00)

Freshman

211 – Kolton Lapa (2012-13)

Scoring Avg. By Class

Senior

72.17 – Jamie Rogers (1998-99)

Junior

71.82 – Harry Crockett (2022-23)

Sophomore

73.38 – Quinn Yost (2023-24)

Freshman

74.27 – Kolton Lapa (2012-13)

Scoring Avg. Season Top 10

1.	Harry Crockett (2022-23)	71.82
2.	Jamie Rogers (1998-99)	72.17
3.	Brandon Crick (2009-10)	72.23
4.	Steve Friesen (1998-99)	72.61
5.	Brady Schnell (2005-06)	72.67
6.	Hamish Murray (2023-24)	72.69
	Michael Colgate (2016-17)	72.69
8.	Brady Schnell (2006-07)	72.70
9.	Harry Crockett (2023-24)	72.72
10.	Jamie Rogers (1997-98)	72.82

Scoring Avg. Career Top 10

1.	Harry Crockett (2023-24)	72.49
2.	Jamie Rogers (1997-99)	72.53
3.	Hamish Murray (2024-present)	72.69
4.	Michael Colgate (2008-10)	73.25
5.	Brandon Crick (2009-10)	73.32
6.	Brady Schnell (2004-07)	73.59
7.	Gentry Scheve (2021-24)	73.90
8.	Steve Friesen (1996-99)	74.37
9.	Will Marshall (2020-24)	74.44
10.	Andrew Wyatt (2008-11)	74.49

- indicates Big Ten Championships

* - indicates Big 12 Championships

^ - indicates Big Eight Championships

Team Records

Low Round

274 – 2022-23

1. Second round, April 10, 2023
Tiger Collegiate, Columbia, Mo.

Low 54-Hole Score

837 – 1998-99 and 2005-06

1. Ram Collegiate, Fort Collins, Colo. (1998-99)
2. Ron Moore Invite, Goodyear, Ariz. (2005-06)

Low Conference Championships Round

283# – Second round, April 28, 2018

Low 54-Hole Conference Championships Score

859 – 1999*

Low 72-Hole Conference Championships Score

1,184 – 2010*

Best Conference Championships Finish

2nd – 1999*

Low NCAA Regionals Round

282 – Second round, May 15, 1998

Low NCAA Regionals Score

857 – 1998

Best NCAA Regionals Finish

3rd – 1999

Low NCAA Championships Round

286 – First round, May 27, 1998

Low NCAA Championships Score

(minimum of four rounds played)
1,218 – 1999

Best NCAA Championships Finish

14th – 1999

Low Season Stroke Average

290.66 – 2023-24

Single-Season Wins

3 – 1997-98

Team Stroke Avg. Top 10

1.	2023-24	290.66
2.	1998-99	291.20
3.	2009-10	292.41
4.	2005-06	292.74
5.	2021-22	293.38
6.	1997-98	293.59
7.	2022-23	293.75
8.	2018-19	295.52
9.	2016-17	295.55
10.	2013-14	295.91

- indicates Big Ten Championships

* - indicates Big 12 Championships

^ - indicates Big Eight Championships

Men's Golf Conference Championships Results Since 1958

Year	Champion	NU Finish	Individual Champion
Big Eight Conference Championships			
1958	Oklahoma State (878)	8th (983)	Abe Justice (Oklahoma State, 213)
1959	Oklahoma State (899)	6th (963)	Jim Wright (Oklahoma State, 219)
1960	Oklahoma State (879)	6th (956)	Jim Wright (Oklahoma State, 212)
1961	Oklahoma State (865)	8th (949)	Bob Smith (Oklahoma, 213)
1962	Oklahoma State (844)	8th (942)	Dick Cannon (Oklahoma State, 200)
1963	Oklahoma State (849)	7th (911)	George Hixon (Oklahoma State, 209)
1964	Oklahoma State (845)	8th (947)	George Hixon (Oklahoma State, 207)
1965	Oklahoma State (900)	6th (974)	Bob Dickson (Oklahoma State, 218)
1966	Oklahoma State (854)	5th (903)	Hale Irwin (Colorado, 208)
1967	Oklahoma State (592/36 holes)	4th (626)	Hale Irwin (Colorado, 146); Grier Jones (Oklahoma State, 146)
1968	Colorado (857)	3rd (881)	Grier Jones (Oklahoma State, 210)
1969	Oklahoma State (866)	8th (917)	Skip Graham (Oklahoma State, 214)
1970	Oklahoma State (886)	3rd (921)	Mike Holder (Oklahoma State, 219)
1971	Oklahoma State (865)	4th (917)	Danny Edwards (Oklahoma State, 216)
1972	Oklahoma State (864)	8th (939)	Danny Edwards (Oklahoma State, 211)
1973	Oklahoma State (847)	2nd (869)	Don Bliss (Oklahoma State, 209)
1974	Oklahoma State (886)	T-3rd (904)	Jaime Gonzalez (Oklahoma State, 219)
1975	Oklahoma State (876)	6th (941)	Tom Jones (Oklahoma State, 217)
1976	Oklahoma State (878)	6th (963)	Lindy Miller (Oklahoma State, 217)
1977	Oklahoma State (895)	5th (946)	Lindy Miller (Oklahoma State, 220)
1978	Oklahoma State (858)	2nd (907)	Lindy Miller (Oklahoma State, 212)
1979	Oklahoma State (888)	T-3rd (919)	Bob Tway (Oklahoma State, 215)
1980	Oklahoma State (868)	5th (903)	Rafael Alarcon (Oklahoma State, 213)
1981	Oklahoma State (857)	3rd (878)	Terry Kahl (Colorado, 211)
1982	Oklahoma State (870)	3rd (908)	Willie Wood (Oklahoma State, 211)
1983	Oklahoma State (888)	4th (917)	Andrew Magee (Oklahoma State, 216)
1984	Missouri (903)	7th (966)	Scott Verplank (Oklahoma State, 220)
1985	Oklahoma State (869)	3rd (892)	Grant Waite (Oklahoma State, 212)
1986	Oklahoma State (866)	5th (943)	Brian Watts (Oklahoma State, 211)
1987	Oklahoma State (837)	4th (892)	Michael Bradley (Oklahoma State, 206)
1988	Oklahoma State (865)	5th (926)	E.J. Pfister (Oklahoma State, 213)
1989	Oklahoma State (875)	4th (927)	Kevin Wentworth (Oklahoma State, 210)
1990	Oklahoma State (849)	6th (914)	Kevin Wentworth (Oklahoma State, 211)
1991	Oklahoma State (889)	5th (955)	Matt Gogel (Kansas, 219)
1992	Oklahoma (866)	7th (922)	Alan Bratton (Oklahoma State, 210)
1993	Oklahoma State (888)	6th (931)	Bobby Kalinowski (Colorado, 214)
1994	Oklahoma State (883)	5th (923)	Bobby Kalinowski (Colorado, 217)
1995	Oklahoma State (858)	7th (916)	Three tied (211)
1996	Oklahoma State (895)	3rd (905)	Kris Cox (Oklahoma State, 217)
Big 12 Conference Championships			
1997	Oklahoma State (882)	6th (908)	Leif Westerberg (Oklahoma State, 211)
1998	Oklahoma State (898)	9th (942)	Hunter Haas (Oklahoma, 218)
1999	Kansas (857)	2nd (859)	David Gossett (Texas, 209)
2000	Oklahoma State (851)	12th (927)	Charles Howell III (Oklahoma State, 200)
2001	Baylor (894)	12th (956)	Worth Williams (Baylor, 215)
2002	Texas (850)	12th (909)	Anders Hultman (Oklahoma State, 203)
2003	Texas (894)	11th (945)	Hunter Mahan (Oklahoma State, 208)
2004	Texas (864)	12th (926)	Jason Hartwick (Texas, 204)
2005	Oklahoma State (868)	12th (931)	Anthony Kim (Oklahoma, 208)
2006	Oklahoma (858)	6th (887)	Matthew Rosenfeld (Texas, 210)
2007	Oklahoma State (866)	6th (909)	Pablo Martin (Oklahoma State, 211)
2008	Oklahoma State (1,141/72 holes)	11th (1,225)	Rickie Fowler (Oklahoma State, 279)
2009	Oklahoma State (1,149)	11th (1,206)	Morgan Hoffmann (Oklahoma State, 276)
2010	Oklahoma State (1,133)	T-7th (1,184)	Chris Ward (Texas Tech, 279)
2011	Oklahoma State (1,139)	8th (1,194)	Morgan Hoffmann (Oklahoma State, 280)
Big Ten Conference Championships			
2012	Illinois (1,175)	12th (1,251)	Luke Guthrie (Illinois, 283)
2013	Illinois (1,163)	9th (1,214)	Thomas Pieters (Illinois, 284)
2014	Minnesota (1,186)	11th (1,224)	Charlie Danielson (Illinois, 289); Jose Mendez (Minnesota, 289)
2015	Illinois (1,138)	13th (1,238)	Nick Hardy (Illinois, 284); Carson Schaafe (Iowa, 284)
2016	Illinois (838)	13th (918)	Thomas Detry (Illinois, 206)
2017	Illinois (829)	12th (890)	Dylan Meyer (Illinois, 205)
2018	Illinois (836)	11th (887)	Nick Hardy (Illinois, 204)
2019	Illinois (868)	5th (886)	Adrien Dumont de Chassart (Illinois, 212)
			Angus Flanagan (Minnesota, 212)
2020	No event due to COVID-19		
2021	Illinois (883)	12th (929)	Mac McClear (Iowa, 2015)
2022	Illinois (885)	14th (944)	David Nyfjall (Northwestern, 215)
2023	Illinois (560)	12th (609)	Mac McClear (Iowa, 139); Daniel Svard (Northwestern, 139)
2024	Northwestern (863)	T7th (904)	Daniel Svard (Northwestern, 211)

Women's Golf Honors

WGCA All-Americans (3)

Joanne Brooks (Honorable Mention)	1990
Sarah Sasse (First Team)	2003
Kate Smith (Honorable Mention)	2021

CSC Academic All-American

Heidi Wall (Stark)	1996
--------------------	------

Edith Munson Award

The Edith Munson Award is given annually to the nation's top student-athlete. A golfer must earn both All-America and All-Scholar Golf team honors.

Joanne Brooks	1990
---------------	------

True Temper Scholastic Award

Stephanie Flood	1993, 1994
-----------------	------------

Nebraska Student-Athlete of the Year

Kari Mangan	1986
-------------	------

WGCA Scholastic All-Americans (98)

Ann Guiberson	1989, 1990, 1992
Joanne Brooks	1990, 1991, 1992
Stephanie Hupp	1991, 1992, 1993
Stephanie Flood	1992, 1993, 1994
Kim Lefler	1992, 1993, 1994
Rochelle Brotsky	1993
Melissa Odell	1994, 1995
Heidi Wall (Stark)	1995, 1996
Maureen Regan	1996
Rachelle Tacha	1996, 1997, 1998
Elizabeth Bahensky	1998, 1999, 2000
Amanda Sutcliffe	2001, 2002
Amy Roux	2001
Jackie Beste	2003, 2004, 2005, 2006
Beth Anne Bryson (Cherry)	2003
Merynn Ito	2003, 2004, 2005
Stephanie Schaefer	2003, 2004
Sarah Sasse	2003
Chelsea Gehring	2005
Allison Stewart	2005, 2006, 2007, 2008
JC Stevenson	2007, 2008, 2009, 2010
Kate White	2007, 2008
Rachel Hanigan	2009
Madeleine Sheils	2009, 2010, 2011, 2012
Charlotte Wendner	2009, 2010
Steffi Neisen	2011, 2012, 2013, 2014
Jackie O'Doherty	2013
Cassidy Stelzmler	2013, 2015, 2016
Emily Gillman	2015, 2017
Haley Thiele	2016, 2018, 2019, 2020
Annie Sritragul	2017, 2018
Hannah Thiele	2018
Kirsten Baete	2019, 2020, 2021, 2022
Megan Whittaker	2019, 2020, 2021, 2022, 2023
Leah Herzog	2020
Kate Smith	2020, 2021
Alice Duan	2021
Lindsey Thiele	2021, 2022, 2023, 2024
Kelli Ann Strand	2023, 2024
Andrea Velez	2023
Lena Hassert	2024
Arden Louchheim	2024

Big 12 Golfer of the Year

Sarah Sasse	2003
-------------	------

Big Ten Mary Fossum Award

(best stroke average relative to par)

Kate Smith	2020
------------	------

All-Big Ten Conference

Madeleine Sheils	2012
Kate Smith	2020
Kelli Ann Strand	2023, 2024

All-Big 12 Conference

Sarah Sasse	2000, 2001, 2003
Stephanie Ruiz	2006
Elli Brown	2007
Charlotte Wendner	2009

All-Big Eight Conference

Sharon Slattery	1976
Nan Circo	1978
Jane Deeter	1979
Jan Stanard	1981, 1983
Cathy Nelson	1982, 1983
Shelly Godeken	1983, 1984
Jean Gilpin	1986
Kari Mangan	1985, 1986
Laura Gunia	1987
Ann Guiberson	1988, 1992
Joanne Brooks	1989, 1990, 1991
Stephanie Flood	1991
Kim Lefler	1994
Michelle Patterson	1995
Rachelle Tacha	1996

NCAA Championship Competitors

Jan Stanard	1982
Joanne Brooks	1989
Heidi Wall (Stark)	1996
Rachelle Tacha	1996
Elizabeth Bahensky	2000
Catha Fogelberg	2000
Amy Roux	2000
Sarah Sasse	2000, 2001, 2003
Amanda Sutcliffe	2000
Beth Anne Bryson (Cherry)	2003
Merynn Ito	2003
Stephanie Ruiz	2003, 2006
Stephanie Schaefer	2003
Elli Brown	2006
Chrissie McArdle	2006
Sara Sackett	2006
Allison Stewart	2006

**Nebraska competed as a team at the 1976 AIAW Championships, and Nan Circo tied for 33rd at the 1977 AIAW Championships.*

Individual Records

18-Hole Score

64 – Kate Smith, second round, Feb. 25, 2018
Westbrook Spring Invitational, Peoria, Ariz.

36-Hole Score

131 – Kate Smith, Feb. 25, 2018 (1st & 2nd Rounds)
Westbrook Spring Invitational, Peoria, Ariz.
131 – Kate Smith, Feb. 23, 2020 (1st & 2nd Rounds)
Westbrook Spring Invitational, Peoria, Ariz.

54-Hole Score

202 – Kate Smith, Feb. 25-26, 2018
Westbrook Spring Invitational, Peoria, Ariz.

202 – Kelli Ann Strand, Sept. 12-13, 2022
Green Wave Classic, New Orleans, La.

72-Hole Score

301 – Elizabeth Bahensky, May 27, 2000
NCAA Championships, Sunriver, Ore.

301 – Stephanie Ruiz, May 26, 2006

NCAA Championships, Columbus, Ohio

Scoring Avg. Season Top 10

1.	Kelli Ann Strand (2023-24)	71.53
2.	Kelli Ann Strand (2022-23)	72.05
3.	Kate Smith (2019-20)	72.18

4.	Megan Whittaker (2022-23)	73.48
5.	Miu Takahashi (2022-23)	73.49
6.	Kate Smith (2018-19)	73.52
7.	Kate Smith (2017-18)	73.66
8.	Audrey Judd (2017-18)	73.88
9.	Kate Smith (2016-17)	73.90
10.	Miu Takahashi (2023-24)	73.91

Scoring Avg. Career Top 10

1.	Kelli Ann Strand (2023-24)	71.82
2.	Kate Smith (2017-21)	73.45
3.	Miu Takahashi (2022-present)	74.82
4.	Vanessa Bouvet (2019-20)	75.80
5.	Sarah Sasse (1999-03)	75.89
	Lindsey Thiele (2021-24)	75.89
7.	Cassie Deeg (2013-16)	76.31
8.	Audrey Judd (2015-18)	76.38
9.	Jordan Chanel (2014-15)	76.48
10.	Noor Ahmed (2018-19)	76.53

Team Records

18-HOLE SCORE

273 - Westbrook Spring Invitational (second round); Feb. 25, 2018
 Kate Smith, Audrey Judd, Annie Sritragul,
 Noor Ahmed, Haley Thiele

36-Hole Score

556 - Westbrook Spring Invitational (283-273); Feb. 25, 2018
 Kate Smith, Audrey Judd, Annie Sritragul,
 Noor Ahmed, Haley Thiele

54-Hole Score

835 - Green Wave Classic (278-275-282); Sep. 12-13, 2022
 Kelli Strand, Megan Whittaker, Lindsey Thiele,
 Juliana Camargo, Andrea Velez

Team Stroke Avg. Top 10

1.	2022-23	292.21
2.	2023-24	292.59
3.	2021-22	298.77
4.	2018-19	298.96
5.	2017-18	299.10
6.	2019-20	299.41
7.	2015-16	302.00
8.	2016-17	302.21
9.	2009-10	302.55
10.	2013-14	303.52

Women's Golf All-Time Team Victories

1976 Big Eight Tournament	684
1978 Omaha Invitational	336
1979 Wichita State Invitational	368-339=707
1980 Iowa Invitational	318-328=646
1980 Iowa State Invitational	315-312=627
1980 Missouri Invitational	334-324=658
1980 Iowa Invitational	311-318=629
1980 AIAW Region 6 Championship	314-308=622
1982 Spring Break Tournament	312-319-301=932
1982 Missouri Invitational	323-324-301=948
1983 Big Eight Tournament	322-317-319=958
1983 Kansas Invitational	331-319-315=965
1984 Wichita State Invitational	326-345-327=998
1986 Northern Iowa Invitational	328-331-312=971
1988 Northern Illinois Invitational	318-324=642
1989 Husker Golf Invitational	309-304-305=918
1989 Spartan Fall Invitational	317-307-309=933
1990 Rio Rico-Hawkeye	311-308-306=925
1990 Missouri Invitational	304-311=615
1993 Husker Classic	312-309-304=925
1994 Midwest Golf Classic	314-314=628
1994 UNT/SMU Invitational	314-313=627
1994 Husker Golf Classic	315-311-310=936
1996 Lady Lion Invitational	304-301=605
1996 Big 12 Fall Preview	300-296-313=909
1997 Colorado Invitational	296-292-299=887
1999 Big 12 Preview	298-303-305=906
1999 Lady Razorback Invitational	298-306=604
2000 Oklahoma/Susie Maxwell Berning Classic	322-302-306=998
2000 Alltel Husker Invitational	298-303-300=901
2001 Heather Farr/CU Invitational	301-291=592
2003 Chip-N Club Invitational	307-297-300=904
2003 Highlands Ranch Intercollegiate	311-302=613
2004 Chip-N Club Invitational	306-306-325=937
2005 Chip-N Club Invitational	295-300-307=902
2006 Baja Invitational	309-309-310=928
2006 Chip-N Club Invitational	317-306-306=929
2006 Bronco Invitational	296-292-296=884
2007 Mountain View Collegiate	287-285-294=866
2007 Bronco Invitational	318-300-328=946
2008 Chip-N Club Invitational	298-295-291=884
2008 Marilyn Smith/Sunflower Invitational	(tie) 307-312-307=926
2013 Chip-N Club Invitational	284-296-294=874
2014 Mountain View Collegiate	291-288-295=874
2019 Westbrook Invitational	287-276-290=853
2021 Allstate Sugar Bowl Intercollegiate	294-302-288=884
2022 Badger Invitational	292-283-288=863
2023 Westbrook Spring Invitational	286-280-277=843

Big Eight Team/Individual Champions

Year	Champion	NU Finish	Individual Champion
1976	Nebraska (684)	1st (684)	Lindsey Wetzel (Oklahoma, 164)
1977	Oklahoma State (671)	4th (705)	Patty Zimmer (Oklahoma State, 158)
1978	Oklahoma (653)	5th (675)	Alicia Ogrin (Oklahoma State, 154)
1979	Oklahoma State (949)	4th (1,023)	Alicia Ogrin (Oklahoma State, 232)
1980	Oklahoma State (930)	5th (991)	Val Skinner (Oklahoma State, 225)
1981	Oklahoma (922)	4th (972)	Dorea Mitchell (Oklahoma State, 227)
1982	Oklahoma State (917)	4th (992)	Val Skinner (Oklahoma State, 216)
1983	Nebraska (953)	1st (953)	Janice Burba (Oklahoma State, 233)
1984	Oklahoma State (934)	2nd (959)	Robin Hood (Oklahoma State, 224)
1985	Oklahoma State (934)	6th (1,027)	Lisa Stone (Oklahoma State, 231)
1986	Oklahoma State (924)	3rd (955)	Robin Hood (Oklahoma State, 220)
1987	Oklahoma State (912)	6th (989)	Eva Dahloff (Oklahoma State, 228)
1988	Oklahoma State (944)	5th (1,011)	Eva Dahloff (Oklahoma State, 234)
1989	Oklahoma State (935)	4th (964)	Eva Dahloff (Oklahoma State, 229)
1990	Kansas (936)	5th (968)	Marnie McGuire (Oklahoma State, 230)
1991	Oklahoma (943)	3rd (975)	Cathy Stevens (Oklahoma, 232)
1992	Oklahoma State (914)	7th (977)	Arantxa Sison (Oklahoma State, 220)
1993	Iowa State (945)	4th (1,007)	Shelley Finnestad (Iowa State, 232)
1994	Oklahoma State (919)	4th (939)	Charlotta Eliasson (Oklahoma State, 221)
1995	Oklahoma State (937)	3rd (985)	Amy Weeks (Oklahoma State, 226)
1996	Oklahoma State (946)	T-3rd (974)	Rachelle Tacha (Nebraska, 227)

Team Titles by School: Oklahoma State, 14; Oklahoma, 3; Nebraska, 2; Kansas, 1; Iowa State, 1

Big 12 Team/Individual Champions

1997	Texas (924)	3rd (945)	Heather Bowie (Texas, 212)
1998	Texas A&M (919)	6th (936)	Isabelle Ros (Texas A&M, 225)
1999	Oklahoma State (906)	8th (929)	Maria Boden (Oklahoma State, 219)
2000	Oklahoma (916)	3rd (920)	Amelia Moses (Missouri, 222)
2001	Oklahoma State (925)	5th (958)	Maria Boden (Oklahoma State, 227)
2002	Oklahoma State (909)	7th (952)	Emma Zackrisson (Oklahoma State, 223)
2003	Oklahoma State (909)	5th (926)	Sarah Sasse (Nebraska, 220)
2004	Texas (592/36 Holes)	10th (622)	Annie Thurman (Oklahoma State, 137)
2005	Oklahoma State (900)	7th (942)	Annie Thurman-Young (Oklahoma State, 212)
2006	Texas A&M (899)	T-4th (927)	Ashley Knoll (Texas A&M, 215)
2007	Texas A&M (911)	4th (936)	Amanda Costner (Kansas, 221)
2008	Oklahoma State (912)	6th (968)	Jaclyn Sweeney (Oklahoma State, 225)
2009	Oklahoma State (909)	10th (953)	Ashley Freeman (Texas A&M, 225)
2010	Texas A&M (896)	8th (919)	Caroline Hedwall (Oklahoma State, 210)
2011	Texas (872)	10th (909)	Madison Pressel (Texas, 208)

Big Ten Team/Individual Champions

2012	Michigan State (885)	6th (908)	Laura Gonzalez (Purdue, 216)
2013	Northwestern/Purdue (884)	11th (935)	Paula Reto (Purdue, 212)
2014	Michigan State/Ohio State (895)	10th (931)	Jessica Porvasnik (Ohio State, 216)
2015	Ohio State/Northwestern (863)	13th (917)	Sarah Cho (Northwestern, 213)
2016	Northwestern/Ohio State (852)	13th (890)	August Kim (Purdue, 207)
2017	Michigan State (866)	12th (944)	Elodie Van Dievoet (Michigan, 210)
2018	Michigan State (859)	13th (905)	Jaclyn Lee (Ohio State, 207)
2019	Ohio State (575)*	13th (609)	Nikolette Schroeder (Ohio State, 138)
			Melati Putri (Purdue, 138)
2020	No Championship Held	Coronavirus Pandemic	
2021	Michigan State (853)	T2nd (858)	Kate Smith (Nebraska, 207)
2022	Michigan (857)	7th (875)	Monet Chun (Michigan, 205)
2023	Illinois (8650)	10th (904)	Crystal Wang (Illinois, 201)
2024	Indiana (856)	10th (893)	Monet Chun (Michigan, 209)
			Caroline Craig (Indiana, 209)
			Isabella McCauley (Minnesota, 209)

* - Tournament shortened two rounds by weather

NCAA Championship Individual Records

Lowest Final Score:	Elizabeth Bahensky (2000)/Stephanie Ruiz (2006)	301
Lowest Score After One Round:	Stephanie Ruiz (2006)	72
Lowest Score After Two Rounds:	Stephanie Ruiz (2006)	148
Lowest Score After Three Rounds:	Elizabeth Bahensky (2000)	225
Lowest Single-Round Score:	Elizabeth Bahensky (2000, Third Round)	68
Lowest Second-Round Score:	Elli Brown (2006)	74
Lowest Third-Round Score:	Elizabeth Bahensky (2000)	68
Lowest Fourth-Round Score:	Allison Stewart (2006)	73
Best Finish:	Elizabeth Bahensky (2000)	T25th
Lowest Stroke Average:	Elizabeth Bahensky (2000)/Stephanie Ruiz (2006)	75.25

Men's Gymnastics Honors

Seven-Time NCAA Champion (1)

- Jim Hartung (2 in 1980, 3 in 1981, 2 in 1982)

Four-Time NCAA Champions (2)

- Phil Cahoy (2 in 1980, 2 in 1981)
- Richard Grace (1 in 1993, 1 in 1994, 2 in 1995)

Three-Time NCAA Champions (6)

- Steve Elliott (1 in 1980, 2 in 1982)
- Scott Johnson (3 in 1983)
- Wes Suter (3 in 1985)
- Kevin Davis (1 in 1987, 2 in 1988)
- Patrick Kirksey (2 in 1989, 1 in 1990)
- Marshall Nelson (2 in 1997, 1 in 1998)

Two-Time NCAA Champions (3)

- Chris Riegel (1 in 1983, 1 in 1984)
- Tom Schlesinger (2 in 1987)
- Jason Hardabura (2 in 1999)

NCAA Champions (42)

- Phil Cahoy (1980: PB)
- Phil Cahoy (1980: HB)
- Steve Elliott (1980: FX)
- Jim Hartung (1980: AA)
- Jim Hartung (1980: SR)
- Phil Cahoy (1981: PB)
- Phil Cahoy (1981: HB)
- Jim Hartung (1981: AA)
- Jim Hartung (1981: PB)
- Jim Hartung (1981: SR)
- Steve Elliott (1982: FX)
- Steve Elliott (1982: V)
- Jim Hartung (1982: PB)
- Jim Hartung (1982: SR)
- Chris Riegel (1983: V)
- Scott Johnson (1983: FX)
- Scott Johnson (1983: PB)
- Scott Johnson (1983: HB)
- Chris Riegel (1984: V)
- Wes Suter (1985: AA)
- Wes Suter (1985: FX)
- Wes Suter (1985: HB)
- Kevin Davis (1987: PB)
- Tom Schlesinger (1987: AA)
- Tom Schlesinger (1987: PB)
- Kevin Davis (1988: AA)
- Kevin Davis (1988: PB)
- Patrick Kirksey (1989: AA)
- Patrick Kirksey (1989: PB)
- Patrick Kirksey (1990: PB)
- Che Bowers (1992: PH)
- Richard Grace (1993: FX)
- Dennis Harrison (1994: AA)
- Richard Grace (1994: PB)
- Richard Grace (1995: AA)
- Richard Grace (1995: PB)
- Rick Kieffer (1995: HB)
- Marshall Nelson (1997: PB)
- Marshall Nelson (1997: HB)
- Marshall Nelson (1998: PB)
- Jason Hardabura (1999: AA)
- Jason Hardabura (1999: FX)

Nissen-Emery Award (3)

- Jim Hartung (1982)
- Wes Suter (1986)
- Tom Schlesinger (1988)

22-Time All-American (1)

- Jim Hartung (5 in 1979, 5 in 1980, 6 in 1981, 6 in 1982)

11-Time All-Americans (2)

- Dennis Harrison (1 in 1991, 2 in 1992, 2 in 1993, 6 in 1994)
- Scott Johnson (1 in 1980, 2 in 1981, 2 in 1982, 6 in 1983)

10-Time All-American (1)

- Phil Cahoy (3 in 1980, 3 in 1981, 3 in 1982, 1 in 1983)

Eight-Time All-American (1)

- Patrick Kirksey (1 in 1988, 4 in 1989, 3 in 1990)

Seven-Time All-Americans (4)

- Larry Gerard (3 in 1976, 1 in 1977, 3 in 1979)
- Chris Riegel (2 in 1983, 5 in 1984)
- Kevin Davis (1 in 1986, 3 in 1987, 3 in 1988)
- Tom Schlesinger (1 in 1986, 3 in 1987, 3 in 1988)

Six-Time All-Americans (3)

- Richard Grace (1 in 1993, 3 in 1994, 2 in 1995)
- Marshall Nelson (1 in 1996, 3 in 1997, 2 in 1998)
- Taylor Chistopoulos (1 in 2021, 3 in 2023, 2 in 2024)

Five-Time All-Americans (3)

- Che Bowers (2 in 1992, 2 in 1993, 1 in 1994)
- Jim Mikus (2 in 1982, 1 in 1983, 2 in 1984)
- Wes Suter (3 in 1985, 2 in 1986)

Four-Time All-Americans (3)

- Steve Elliott (2 in 1980, 2 in 1982)
- Rick Keifer (1 in 1992, 1 in 1993, 1 in 1994, 1 in 1995)
- Anton Stephenson (1 in 2016, 1 in 2018, 2 in 2019)

Three-Time All-Americans (7)

- Jason Hardabura (3 in 1999)
- Derek Leiter (1 in 1998, 2 in 2000)
- Bob Stelter (1 in 1988, 1 in 1989, 1 in 1990)
- Stephen Tetrault (1 in 2005, 2 in 2007)
- Mark Warburton (1 in 1988, 2 in 1990)
- Charlie Giles (1 in 2019, 2 in 2021)
- Zac Tiderman (1 in 2023, 2 in 2024)

Two-Time All-Americans (12)

- Austin Epperson (1 in 2016, 1 in 2017)
- Wyatt Aycock (1 in 2013, 1 in 2014)
- Sam Chamberlain (1 in 2013, 1 in 2016)
- Jason Christie (2 in 1996)
- Sumner Darling (1 in 1992, 1 in 1994)
- Trent Dimas (2 in 1990)
- Mike Epperson (1 in 1985, 1 in 1989)
- Jim Koziol (1 in 1998, 1 in 1999)
- Ethan Lottman (1 in 2015, 1 in 2016)
- Grant Perdue (1 in 2012, 1 in 2013)
- Donte McKinney (1 in 2022, 1 in 2023)
- Sam Phillips (2 in 2024)

All-Americans (219)

- Phillip Sprague (1948: TRAMP)
- Bruce Riley (1955: HB)
- Karl Byers (1959: PH)
- Dennis Albers (1964: V)
- Francis Allen (1964: PB)
- Gene Mackie (1975: AA)
- Pete Studenski (1975: SR)
- Jim Unger (1975: FX)
- Steve Dickey (1976: PH)
- Larry Gerard (1976: AA)
- Larry Gerard (1976: SR)
- Larry Gerard (1976: HB)
- Larry Gerard (1977: HB)
- Kurt Mackie (1977: SR)
- Mark Williams (1978: HB)
- Larry Gerard (1979: AA)
- Larry Gerard (1979: SR)
- Larry Gerard (1979: HB)
- Jim Hartung (1979: AA)
- Jim Hartung (1979: FX)
- Jim Hartung (1979: PH)
- Jim Hartung (1979: SR)
- Jim Hartung (1979: PB)
- Phil Cahoy (1980: AA)
- Phil Cahoy (1980: PB)
- Phil Cahoy (1980: HB)
- Steve Elliott (1980: FX)
- Steve Elliott (1980: V)
- Jim Hartung (1980: AA)
- Jim Hartung (1980: FX)
- Jim Hartung (1980: PH)
- Jim Hartung (1980: SR)
- Jim Hartung (1980: PB)
- Scott Johnson (1980: V)
- Phil Cahoy (1981: AA)
- Phil Cahoy (1981: PB)
- Phil Cahoy (1981: HB)
- Jim Hartung (1981: AA)
- Jim Hartung (1981: FX)
- Jim Hartung (1981: PH)
- Jim Hartung (1981: SR)
- Jim Hartung (1981: PB)
- Jim Hartung (1981: HB)
- Frank Hibbitts (1981: PH)
- Scott Johnson (1981: SR)
- Scott Johnson (1981: HB)
- John Balluff (1982: PH)
- Phil Cahoy (1982: AA)
- Phil Cahoy (1982: PH)
- Phil Cahoy (1982: PB)
- Steve Elliott (1982: FX)
- Steve Elliott (1982: V)
- Jim Hartung (1982: AA)
- Jim Hartung (1982: FX)
- Jim Hartung (1982: PH)
- Jim Hartung (1982: SR)
- Jim Hartung (1982: PB)
- Jim Hartung (1982: HB)
- Scott Johnson (1982: AA)
- Scott Johnson (1982: FX)
- Jim Mikus (1982: AA)
- Jim Mikus (1982: FX)
- Phil Cahoy (1983: AA)
- Scott Johnson (1983: AA)
- Scott Johnson (1983: FX)
- Scott Johnson (1983: SR)
- Scott Johnson (1983: V)
- Scott Johnson (1983: PB)
- Scott Johnson (1983: HB)
- Jim Mikus (1983: HB)
- Chris Riegel (1983: AA)
- Chris Riegel (1983: V)
- Jim Mikus (1984: FX)
- Jim Mikus (1984: HB)
- Chris Riegel (1984: AA)
- Chris Riegel (1984: FX)
- Chris Riegel (1984: V)
- Chris Riegel (1984: PB)
- Chris Riegel (1984: HB)
- Mike Epperson (1985: PB)
- Neil Palmer (1985: HB)
- Wes Suter (1985: AA)
- Wes Suter (1985: FX)
- Wes Suter (1985: HB)
- Kevin Davis (1986: PB)
- Wes Suter (1986: AA)
- Wes Suter (1986: PB)
- Tom Schlesinger (1986: PB)
- Kevin Davis (1987: AA)
- Kevin Davis (1987: PH)
- Kevin Davis (1987: PB)
- Tom Schlesinger (1987: AA)
- Tom Schlesinger (1987: PB)
- Tom Schlesinger (1987: HB)
- Kevin Davis (1988: AA)
- Kevin Davis (1988: SR)
- Kevin Davis (1988: PB)
- Patrick Kirksey (1988: V)
- Tom Schlesinger (1988: AA)
- Tom Schlesinger (1988: SR)
- Tom Schlesinger (1988: HB)
- Bob Stelter (1988: V)
- Mark Warburton (1988: PB)
- Mike Epperson (1989: HB)
- Patrick Kirksey (1989: AA)
- Patrick Kirksey (1989: PH)
- Patrick Kirksey (1989: PB)
- Patrick Kirksey (1989: HB)
- Bob Stelter (1989: AA)
- Trent Dimas (1990: FX)
- Trent Dimas (1990: HB)
- Patrick Kirksey (1990: AA)
- Patrick Kirksey (1990: PH)
- Patrick Kirksey (1990: PB)
- Bob Stelter (1990: AA)
- Mark Warburton (1990: SR)
- Mark Warburton (1990: PB)
- Dennis Harrison (1991: V)
- Dennis Harrison (1992: AA)
- Dennis Harrison (1992: HB)
- Che Bowers (1992: PH)
- Che Bowers (1992: HB)
- Sumner Darling (1992: PB)
- Rick Kieffer (1992: HB)
- Josh Saegert (1992: PB)
- Che Bowers (1993: PH)
- Che Bowers (1993: HB)
- Richard Grace (1993: FX)
- Dennis Harrison (1993: AA)
- Dennis Harrison (1993: PB)
- Rick Kieffer (1993: SR)
- Che Bowers (1994: PH)
- Sumner Darling (1994: AA)

- Richard Grace (1994: AA)
- Richard Grace (1994: PB)
- Richard Grace (1994: HB)
- Dennis Harrison (1994: AA)
- Dennis Harrison (1994: FX)
- Dennis Harrison (1994: PH)
- Dennis Harrison (1994: V)
- Dennis Harrison (1994: PB)
- Dennis Harrison (1994: HB)
- Rick Kieffer (1994: SR)
- Burkett Powell (1994: PB)
- Richard Grace (1995: AA)
- Richard Grace (1995: PB)
- Rick Kieffer (1995: HB)
- Jason Christie (1996: PB)
- Jason Christie (1996: HB)
- Ted Harris (1996: SR)
- Marshall Nelson (1996: PH)
- Ryan McEwen (1997: HB)
- Marshall Nelson (1997: V)
- Marshall Nelson (1997: PB)
- Marshall Nelson (1997: HB)
- Jim Koziol (1998: SR)
- Derek Leiter (1998: AA)
- Bill Mulholland (1998: V)
- Marshall Nelson (1998: PH)
- Marshall Nelson (1998: PB)
- Blake Bukacek (1999: HB)
- Jason Hardabura (1999: AA)
- Jason Hardabura (1999: FX)
- Jason Hardabura (1999: HB)
- Jim Koziol (1999: SR)
- Dusty Jakub (2000: PB)
- Derek Leiter (2000: AA)
- Derek Leiter (2000: V)
- Asher Lichterman (2000: V)
- Steven Friedman (2003: PB)
- Josh Rasile (2004: SR)
- Paul Chumreonlert (2005: PH)
- Stephen Tetrault (2005: V)
- T.J. Schmidt (2007: PH)
- Stephen Tetrault (2007: AA)
- Stephen Tetrault (2007: PH)
- Anthony Ingrelli (2010: SR)
- Grant Perdue (2012: FX)
- Wyatt Aycock (2013: AA)
- Sam Chamberlain (2013: PB)
- Grant Perdue (2013: V)
- Wyatt Aycock (2014: AA)
- Ethan Lottman (2015: PH)
- Sam Chamberlain (2016: PB)
- Austin Epperson (2016: FX)
- Ethan Lottman (2016: PH)
- Anton Stephenson (2016: PB)
- Austin Epperson (2017: FX)
- Kyle King (2017: FX)
- Connor Adamsick (2018: FX)
- Griffin Kehler (2018: FX)
- Anton Stephenson (2018: V)
- Chris Stephenson (2018: PB)
- Jake Bonnay (2019: FX)
- Charlie Giles (2019: V)
- Khalil Jackson (2019: HB)
- Josh Martin (2019: PH)
- Anton Stephenson (2019: V)
- Anton Stephenson (2019: AA)
- Taylor Christopoulos (2021: V)

- Charlie Giles (2021: PH)
- Charlie Giles (2021: V)
- Evan Kriley (2021: PH)
- Mitch Tyndall (2021: PH)
- Dillan King (2022: PB)
- Donte McKinney (2022: V)
- Taylor Christopoulos (2023: AA)
- Taylor Christopoulos (2023: FX)
- Taylor Christopoulos (2023: PB)
- Donte McKinney (2023: HB)
- Zac Tiderman (2023: V)
- Taylor Christopoulos (2024: FX)
- Taylor Christopoulos (2024: V)
- Asher Cohen (2024: SR)
- Cooper Giles (2024: PH)
- Sam Phillips (2024: HB)
- Sam Phillips (2024: AA)
- Zac Tiderman (2024: HB)
- Zac Tiderman (2024: V)

Two-Time First-Team Academic All-American (1)

- Sumner Darling (1993, 1994)

Three-Time Academic All-American (1)

- Sumner Darling (1992, 1993, 1994)

Two-Time Academic All-Americans (2)

- Tom Schlesinger (1986, 1988)
- Stephen Tetrault (2007, 2008)

CSC Academic All-Americans (18)

First-Team (7)

- Tom Schlesinger (1988)
- Mark Warburton (1990)
- Sumner Darling (1993)
- Sumner Darling (1994)
- Rick Kieffer (1995)
- Stephen Tetrault (2008)
- Anton Stephenson (2019)

Second-Team (4)

- Ted Harris (1997)
- Marshall Nelson (2000)
- Ryan Sneed (2003)
- Ethan Lottman (2015)

Third-Team (6)

- Patrick Kirksey (1990)
- Sumner Darling (1992)
- Jason Christie (1996)
- Jim Koziol (1999)
- Stephen Tetrault (2007)
- Asher Cohen (2024)

Honorable-Mention (1)

- Tom Schlesinger (1986)

Conference Champions

Gymnast	Event	Score
1964		
Dennis Albers	AA	520.000
	FX	90.000
	PH	87.750
	V	90.125
	T	87.500
Francis Allen	PB	87.250
1972		
Hoppy Batten	HB	18.100
1974		
Hal Traver	PH	18.100

1975			1989		
Pete Studenski	SR	19.175	Patrick Kirksey	AA	111.550
Gary Duff	PB	18.250		FX	9.850
1976				PH	9.800
Larry Gerard	AA	106.450		PB	9.750
	HB	18.750	Mark Warburton	SR	9.600
Gene Mackie	PB	17.85	1990		
1977			Patrick Kirksey	AA	115.000
Larry Gerard	HB	18.875		FX	9.800
Duane West	FX	18.550		SR	9.650
1978				PB	9.750
Mark Williams	HB	18.975		PH	9.750
1979			Bob Stelter	V	9.600
Jim Hartung	V	9.550	Mark Warburton	HB	9.750
	SR	9.550	1991		
1980			Brad Bryan	FX	9.800
Jim Hartung	AA	57.700	Dennis Harrison	V	9.750
	SR	19.300	1992		
	HB	19.250	Dennis Harrison	FX	9.750
Phil Cahoy	PH	19.350		V	9.500
1981				PB	9.700
Jim Hartung	SR	19.450	Che Bowers	PH	9.750
	PH	19.450		HB	9.800
1982			Richard Grace	V	9.500
Jim Hartung	AA	115.300	1993		
	PH	9.900	Che Bowers	PH	9.850
	SR	9.750	Dennis Harrison	PB	9.750
	HB	9.850	1994		
Steve Elliott	V	9.850	Dennis Harrison	AA	57.625
1983				PB	9.900
Scott Johnson	AA	115.650	Jason Christie	HB	9.800
	SR	9.750	Rick Kieffer	SR	9.750
	PB	9.700	Che Bowers	PH	9.800
	V	9.700	1995		
	HB	9.900	Richard Grace	AA	58.200
Phil Cahoy	PH	9.800		FX	9.825
1984				V	9.650
Chris Riegel	AA	113.500	Jason Christie	PB	9.825
	V	9.800	1996		
Jim Mikus	PB	9.600	Jason Christie	PB	9.780
Frank Hibbits	PH	9.700	1997		
1985			Marshall Nelson	PH	9.800
Wes Suter	AA	107.650		PB	9.900
	PH	9.700		SR	9.750
	V	9.800	1998		
	HB	9.800	Marshall Nelson	HB	9.800
Neil Palmer	HB	9.800	Jason Hardabura	FX	9.725
1986			1999		
Wes Suter	FX	9.650	Jason Hardabura	AA	58.075
	HB	9.700	2000		
Mike Epperson	V	9.600	Derek Leiter	AA	58.300
	HB	9.700	2002		
Tom Schlesinger	PB	9.750	Josh Rasile	V	9.500
1987			2017		
Tom Schlesinger	SR	9.800	Anton Stephenson	V	14.975
	PB	9.850	2018		
Bob Stelter	V	9.450	Anton Stephenson	V	14.950
1988				PB	14.150
Kevin Davis	AA	112.100	2019		
	SR	9.650	Anton Stephenson	V	14.800
Tom Schlesinger	SR	9.650	2023		
	PB	9.900	Taylor Christopoulos	V	14.900
Mark Warburton	SR	9.650			
Patrick Kirksey	PH	9.600			

Women's Gymnastics Honors

Two-Time NCAA Champions (2)

- Heather Brink (2 in 2000)
- Richelle Simpson (2 in 2003)

NCAA Champions (5)

- Michele Bryant (1990: V)
- Heather Brink (2000: V)
- Heather Brink (2000: AA)
- Richelle Simpson (2003: FX)
- Richelle Simpson (2003: AA)

AAI Award Winners (2)

- Richelle Simpson (2005)
- Emily Wong (2014)

11-Time All-Americans (3)

- Heather Brink (2 in 1997, 1 in 1998, 3 in 1999, 5 in 2000)
- Emily Parsons (4 in 2005, 3 in 2006, 2 in 2007, 2 in 2008)
- Emily Wong (1 in 2011, 3 in 2012, 4 in 2013, 3 in 2014)

Nine-Time All-Americans (2)

- Jessie DeZiel (3 in 2012, 2 in 2013, 2 in 2014, 2 in 2015)
- Richelle Simpson (4 in 2002, 5 in 2003)

Seven-Time All-American (1)

- A.J. Lamb (1 in 2000, 3 in 2002, 3 in 2003)

Six-Time All-Americans (2)

- Hollie Blanske (1 in 2014, 2 in 2015, 3 in 2016)
- Libby Landgraf (1 in 2002, 3 in 2003, 2 in 2004)

Five-Time All-Americans (3)

- Janelle Giblin (1 in 2010, 2 in 2011, 2 in 2012)
- Misty Oxford (3 in 1997, 2 in 1999)
- Michele Zabawa (1 in 2004, 1 in 2005, 1 in 2006, 2 in 2007)

Four-Time All-Americans (3)

- Tami Harris (1 in 2001, 1 in 2002, 2 in 2003)
- Julie Houk (1 in 2000, 1 in 2001, 1 in 2002, 1 in 2003)
- Desiré Sniatynski (1 in 2005, 1 in 2006, 1 in 2007, 1 in 2008)

Three-Time All-Americans (9)

- Shelly Bartlett (3 in 1997)
- Michele Bryant (1 in 1989, 2 in 1990)
- Courtney Brown (3 in 1999)
- Sienna Crouse (1 in 2018, 2 in 2019)
- Kim DeHaan (1 in 1996, 2 in 1997)
- Kristi Esposito (2 in 2004, 1 in 2005)
- Ashley Lambert (1 in 2015, 2 in 2017)
- Tricia Woo (2 in 2006, 1 in 2007)
- Taylor Houchin (2 in 2018, 1 in 2020)

Two-Time All-Americans (12)

- Tami Bair (2 in 1989)
- Gina Bruce (1 in 2001, 1 in 2003)
- Patty Carmichael-Gerard (2 in 1979)
- Erin Davis (2 in 2011)
- Lora Evenstad (1 in 2010, 1 in 2011)
- Jen French (1 in 2001, 1 in 2003)
- Alecia Ingram (2 in 2001)
- Jamie Schleppenbach (1 in 2011, 1 in 2014)
- Brittany Skinner (1 in 2010, 1 in 2011)
- Kylie Stone (1 in 2006, 1 in 2009)
- Megan Schwehofer (2 in 2018)
- Grace Williams (2 in 2018)

All-Americans (166)

First-Team (82)

- Patty Carmichael-Gerard (1979: FX)
- Patty Carmichael-Gerard (1979: AA)
- Renee Reisdorff (1979: BB)
- Tami Bair (1989: V)
- Tami Bair (1989: BB)
- Michele Bryant (1989: UB)
- Crystal Savage (1989: UB)
- Michele Bryant (1990: V)
- Michele Bryant (1990: UB)
- Shelly Bartlett (1997: UB)
- Heather Brink (1997: V)
- Misty Oxford (1997: V)
- Misty Oxford (1997: FX)
- Heather Brink (1999: V)
- Heather Brink (1999: FX)
- Heather Brink (1999: AA)
- Heather Brink (2000: V)
- Heather Brink (2000: UB)
- Heather Brink (2000: FX)
- Heather Brink (2000: AA)
- A.J. Lamb (2000: FX)
- Gina Bruce (2001: V)
- Tami Harris (2001: UB)
- Alecia Ingram (2001: UB)
- Alecia Ingram (2001: AA)
- Julie Houk (2002: UB)
- A.J. Lamb (2002: V)
- A.J. Lamb (2002: UB)
- Jess Wertz (2002: V)
- Gina Bruce (2003: V)
- Julie Houk (2003: UB)
- A.J. Lamb (2003: BB)
- A.J. Lamb (2003: FX)
- A.J. Lamb (2003: AA)
- Richelle Simpson (2003: V)
- Richelle Simpson (2003: UB)
- Richelle Simpson (2003: BB)
- Richelle Simpson (2003: FX)
- Richelle Simpson (2003: AA)
- Kristi Esposito (2004: BB)
- Kristi Esposito (2004: AA)
- Libby Landgraf (2004: UB)
- Kristi Esposito (2005: BB)
- Emily Parsons (2005: FX)
- Vanessa Meloche (2006: UB)
- Emily Parsons (2006: V)

- Emily Parsons (2006: FX)
- Emily Parsons (2006: AA)
- Tricia Woo (2006: FX)
- Emily Parsons (2007: V)
- Emily Parsons (2007: FX)
- Tricia Woo (2007: BB)
- Michele Zabawa (2007: V)
- Emily Parsons (2008: BB)
- Desiré Sniatynski (2008: UB)
- Lora Evenstad (2010: V)
- Brittany Skinner (2010: V)
- Erin Davis (2011: V)
- Erin Davis (2011: FX)
- Lora Evenstad (2011: FX)
- Janelle Giblin (2011: V)
- Maria Scaffidi (2011: UB)
- Jamie Schleppenbach (2011: V)
- Emily Wong (2011: UB)
- Jessie DeZiel (2012: FX)
- Jessie DeZiel (2012: AA)
- Janelle Giblin (2012: V)
- Emily Wong (2012: BB)
- Emily Wong (2013: V)
- Emily Wong (2013: FX)
- Emily Wong (2013: AA)
- Hollie Blanske (2014: BB)
- Jessie DeZiel (2014: BB)
- Jamie Schleppenbach (2014: BB)
- Emily Wong (2014: BB)
- Emily Wong (2014: FX)
- Hollie Blanske (2015: FX)
- Jessie DeZiel (2015: AA)
- Hollie Blanske (2016: V)
- Sienna Crouse (2017: V)
- Taylor Houchin (2018: V)
- Sienna Crouse (2018: FX)

Second-Team (84)

- Joy Taylor (1995: UB)
- Kim DeHaan (1996: UB)
- Shelly Bartlett (1997: V)
- Shelly Bartlett (1997: AA)
- Heather Brink (1997: AA)
- Kim DeHaan (1997: UB)
- Kim DeHaan (1997: FX)
- Misty Oxford (1997: BB)
- Heather Brink (1998: V)
- Courtney Brown (1999: V)
- Courtney Brown (1999: BB)
- Courtney Brown (1999: FX)
- Misty Oxford (1999: FX)
- Misty Oxford (1999: AA)
- Heather Brink (2000: BB)
- Julie Houk (2000: UB)
- Amy Ringo (2000: FX)
- Nicole Wilkinson (2000: BB)
- Bree Dority O'Callaghan (2001: UB)
- Jen French (2001: BB)
- Julie Houk (2001: UB)
- Tami Harris (2002: UB)
- A.J. Lamb (2002: AA)
- Libby Landgraf (2002: UB)
- Richelle Simpson (2002: V)
- Richelle Simpson (2002: UB)

- Richelle Simpson (2002: BB)
- Richelle Simpson (2002: AA)
- Jen French (2003: FX)
- Tami Harris (2003: V)
- Tami Harris (2003: FX)
- Libby Landgraf (2003: UB)
- Libby Landgraf (2003: FX)
- Libby Landgraf (2003: AA)
- Libby Landgraf (2004: V)
- Jamie Saas (2004: BB)
- Michele Zabawa (2004: V)
- Emily Parsons (2005: V)
- Emily Parsons (2000: BB)
- Emily Parsons (2005: AA)
- Desiré Sniatynski (2005: UB)
- Michele Zabawa (2005: UB)
- Stephanie Carter (2006: FX)
- Desiré Sniatynski (2006: UB)
- Kylie Stone (2006: V)
- Tricia Woo (2006: BB)
- Michele Zabawa (2006: UB)
- Desiré Sniatynski (2007: UB)
- Michele Zabawa (2007: UB)
- Emily Parsons (2008: AA)
- Kylie Stone (2009: UB)
- Janelle Giblin (2010: UB)
- Kathryn Howard (2010: UB)
- Cassandra Nathe (2010: UB)
- Janelle Giblin (2011: AA)
- Brittnee Habbib (2011: BB)
- Brittany Skinner (2011: BB)
- Maddie Steinauer (2011: BB)
- Jessie DeZiel (2012: V)
- Janelle Giblin (2012: UB)
- Emily Wong (2012: FX)
- Emily Wong (2012: AA)
- Jessie DeZiel (2013: BB)
- Jessie DeZiel (2013: AA)
- Emily Wong (2013: BB)
- Jessie DeZiel (2014: AA)
- Emily Wong (2014: AA)
- Hollie Blanske (2015: AA)
- Jessie DeZiel (2015: V)
- Ashley Lambert (2015: FX)
- Hollie Blanske (2016: FX)
- Hollie Blanske (2016: AA)
- Danielle Breen (2017: BB)
- Ashley Lambert (2017: V)
- Ashley Lambert (2017: FX)
- Sienna Crouse (2018: V)
- Taylor Houchin (2018: BB)
- Grace Williams (2018: BB)
- Megan Schweihofner (2018: FX)
- Grace Williams (2018: FX)
- Megan Schweihofner (2018: AA)
- Sienna Crouse (2019: BB)
- Sienna Crouse (2019: AA)
- Taylor Houchin (2020: V) - coaches

Academic All-American of the Year (1)

- Joy Taylor (1996)

Three-Time Academic All-American (1)

- Nicole Duval (1993, 1994, 1995)

Two-Time Academic All-Americans (4)

- Joy Taylor (1995, 1996)
- Jen French (2002, 2003)
- Emily Wong (2013, 2014)
- Danielle Breen (2017, 2018)

CSC Academic All-Americans (17)

First-Team (6)

- Nicole Duval (1995)
- Joy Taylor (1996)
- Kim DeHaan (1996)
- Libby Landgraf (2004)
- Emily Wong (2014)
- Danielle Breen (2018)

Second-Team (6)

- Joy Taylor (1995)
- Jen French (2002)
- Jen French (2003)
- Richelle Simpson (2005)
- Emily Wong (2013)
- Danielle Breen (2017)

Third-Team (5)

- Mary Ocel (1988)
- Jane Clemons (1990)
- Nicole Duval (1993)
- Nicole Duval (1994)
- Bree Dority O'Callaghan (2001)

Big 12 Gymnast of the Year

Year	Gymnast
2000	Heather Brink
2001	Alecia Ingram
2003	Richelle Simpson
2007	Emily Parsons
2009	Kylie Stone

Big Ten Gymnast of the Year

2014	Emily Wong
------	------------

Big Ten Freshman of the Year

2012	Jessie DeZiel
2017	Taylor Houchin

Big 12 Newcomer of the Year

1997	Heather Brink
1999	Bree Dority O'Callaghan
2000	A.J. Lamb
2001	Alecia Ingram
2005	Emily Parsons
2009	Lora Evenstad

Big Eight Newcomer of the Year

1994	Kim DeHaan
1996	Misty Oxford

Big 12 Specialist of the Year

2011	Erin Davis
------	------------

Big Ten Coach of the Year

2012	Dan Kendig
------	------------

Big 12 Coach of the Year

1997	Dan Kendig
1998	Dan Kendig
2000	Dan Kendig

2003

2007

2009

2011

Dan Kendig

Dan Kendig

Dan Kendig

Dan Kendig

Big Eight Coach of the Year

1987

1989

1994

1995

1996

Rick Walton

Rick Walton

Dan Kendig

Dan Kendig

Dan Kendig

Conference Team Titles

Big Eight Conference

Year	Champion	Score
1978	Nebraska	130.75
1979	Nebraska	132.55
1980	Nebraska	140.55
1982	Nebraska	143.90
1983	Nebraska	180.30
1987	Nebraska	185.45
1988	Nebraska	188.35
1989	Nebraska	194.25
1990	Nebraska	191.05
1994	Nebraska	193.60
1995	Nebraska	194.45
1996	Nebraska	195.05

Big 12 Conference

1997	Nebraska	196.20
1998	Nebraska	196.55
1999	Nebraska	196.75
2001	Nebraska	197.65
2002	Nebraska	196.725
2003	Nebraska	197.50
2005	Nebraska	196.65
2007	Nebraska	196.475
2011	Nebraska	196.775

Big Ten Conference Championship Meet

2012	Nebraska	197.10
2013	Nebraska	197.80

Big Ten Regular Season Champions

Year	Champion	Record
2014	Nebraska	6-1
2017	Nebraska	8-1

Conference Champions

Vault

1978	Peggy Liddick	18.725
1983	Kim Grabowski	18.80
1984	Renne Gould	18.90
1990	Michele Bryant	9.80
1995	Martha Jenkins	9.925
1996	Joy Taylor	9.90
1998	Heather Brink	9.95
1999	Courtney Brown	9.925
2000	Heather Brink	9.975
2001	Jess Wertz	9.875
2002	A.J. Lamb	9.90
	Jess Wertz	9.90
2003	A.J. Lamb	9.90
	Richelle Simpson	9.90
2006	Emily Parsons	9.90
2007	Emily Parsons	9.95
2010	Erin Davis	9.90
	Lora Evenstad	9.90
	Maddie Steinauer	9.90
2011	Erin Davis	9.925
2013	Hollie Blanske	9.95
	Jessie DeZiel	9.95

	Janelle Giblin	9.95
	Brittany Skinner	9.95
2016	Hollie Blanske	9.975
2018	Taylor Houchin	9.90

Bars

1980	Patty Carmichael-Gerard	17.90
1989	Jane Clemons	9.85
1990	Jane Clemons	9.85
	Lisa McCrady	9.85
1993	Jennifer Hawkinson	9.85
1994	Martha Jenkins	9.90
1996	Kim DeHaan	9.90
1997	Shelly Bartlett	9.925
	Heather Brink	9.925
1998	Heather Brink	9.925
2000	Julie Houk	9.925
2001	Bree Dority O'Callaghan	10.00
2003	Tami Harris	9.95
	Julie Houk	9.95
2004	Kristi Esposito	9.90
2005	Michele Zabawa	9.90
2006	Desire' Sniatynski	9.85
	Vanessa Meloche	9.85
2007	Michele Zabawa	9.90
2009	Brittney Williams	9.85
2011	Maria Scaffidi	9.90
2012	Lora Evenstad	9.925
2013	Emily Wong	9.925
2015	Jennie Laeng	9.95

Beam

1979	Renee Reisdorff	17.05
1980	Renee Reisdorff	18.70
1985	Janet Holling	9.40
1989	Michele Bryant	9.80
1992	Martha Jenkins	9.80
1994	Shelly Bartlett	9.90
1996	Joy Taylor	9.85
1997	Shelly Bartlett	9.925
1999	Courtney Brown	9.925
2001	Bree Dority O'Callaghan	9.95
	A.J. Lamb	9.95
2002	Richelle Simpson	9.95
2003	Richelle Simpson	9.975
2006	Emily Parsons	9.90
2007	Emily Parsons	9.95
2008	Tricia Woo	9.90
2012	Emily Wong	9.90
2013	Jennifer Lauer	9.90
	Emily Wong	9.90
2014	Emily Wong	9.95
2016	Grace Williams	9.925
2018	Grace Williams	9.90

Floor

1979	Patty Carmichael-Gerard	17.65
1980	Renee Reisdorff	18.55
1983	Terri Furman	18.85
1984	Terri Furman	18.70
1990	Lisa McCrady	9.80
1995	Kim DeHaan	9.95
1996	Kim DeHaan	9.85
1998	Misty Oxford	9.90
1999	Heather Brink	9.925
2000	Heather Brink	9.95
2002	Richelle Simpson	9.95
2003	Richelle Simpson	9.95
2005	Richelle Simpson	9.90
2007	Emily Parsons	9.90
2010	Erin Davis	9.90
2012	Jessie DeZiel	9.90
	Lora Evenstad	9.90

	Emily Wong	9.90
2013	Emily Wong	9.975
2014	Emily Wong	10.00
2018	Megan Schwehofer	9.95

All-Around

1980	Renee Reisdorff	36.60
1983	Kim Grabowski	37.00
1989	Michele Bryant	38.90
	Lisa McCrady	38.90
1990	Jane Clemons	38.50
1991	Lisa McCrady	38.85
1992	Martha Jenkins	38.40
1993	Jennifer Hawkinson	39.15
1994	Jennifer Hawkinson	38.925
1995	Martha Jenkins	39.00
1996	Joy Taylor	39.375
1997	Shelly Bartlett	39.375
1998	Heather Brink	39.575
1999	Heather Brink	39.375
	Misty Oxford	39.375
2003	Richelle Simpson	39.80
2005	Richelle Simpson	39.525
2007	Emily Parsons	39.65
2012	Emily Wong	39.60
2013	Emily Wong	39.725
2018	Megan Schwehofer	39.525

Team Records**Top 10 All-Time Team Scores**

Score	Meet/Opponent (Date)
1. 198.300	vs. Iowa State (3/23/03)
2. 198.025	Masters Classic (2/23/03)
3. 198.000	vs. Iowa State (3/14/04)
4. 197.800	at Big Ten Championships (3/23/13)
5. 197.750	vs. Missouri (1/31/04)
6. 197.675	vs. Iowa (3/4/13)
197.675	Masters Classic (3/16/19)
8. 197.650	at Big 12 Championships (3/24/01)
9. 197.600	at Utah (3/9/12)
10. 197.525	vs. Iowa State (3/12/01)
197.525	at California (3/16/13)
197.525	at NCAA Raleigh Regional (4/7/18)

Top 10 Home Scores

Score	Meet/Opponent (Date)
1. 198.300	vs. Iowa State (3/23/03)
2. 198.025	Masters Classic (2/23/03)
3. 198.000	vs. Iowa State (3/14/04)
4. 197.750	vs. Missouri (1/31/04)
5. 197.675	vs. Iowa (3/4/13)
197.675	Masters Classic (3/16/19)
7. 197.525	vs. Iowa State (3/12/01)
8. 197.475	vs. Alabama (1/26/03)
9. 197.375	vs. Denver (1/13/12)
10. 197.350	vs. Utah State (3/6/16)

Top 10 Away Scores

Score	Meet/Opponent (Date)
1. 197.800	at Big Ten Championships (3/23/13)
2. 197.650	at Big 12 Championships (3/24/01)
3. 197.600	at Utah (3/9/12)
4. 197.525	at California (3/16/13)
197.525	at NCAA Raleigh Regional (4/7/18)
6. 197.500	at Michigan (3/14/03)
197.500	at Big 12 Championships (3/29/03)
197.500	at Utah State (3/3/23)
9. 197.425	at Penn State (3/1/03)
10. 197.375	at Arkansas (3/15/24)

Top 10 Vault Scores

Score	Meet/Opponent (Date)
1. 49.750	vs. Penn State (1/17/15)
2. 49.725	at Big Ten Championships (3/23/13)
3. 49.700	vs. Oklahoma (2/1/03)
4. 49.675	vs. Iowa State (3/23/03)
5. 49.650	at California (3/16/13)
49.650	at NCAA Morgantown Regional (4/6/13)
7. 49.600	at Missouri (1/31/04)
49.600	at Rutgers (1/24/15)
9. 49.575	vs. Arizona State (3/6/11)
49.575	at Minnesota (3/18/12)

Top 10 Uneven Bars Scores

Score	Meet/Opponent (Date)
1. 49.725	at Big 12 Championships (3/24/01)
2. 49.625	vs. Iowa (3/4/13)
3. 49.600	at West Virginia Invitational (2/10/01)
49.600	at Big 12 Championships (3/29/03)
49.600	Masters Classic (3/16/19)
6. 49.575	vs. Florida (3/4/01)
49.575	at Penn State (3/1/03)
8. 49.525	vs. Iowa State (3/12/01)
49.525	vs. Iowa State (3/23/03)
10. 49.500	at Utah State (3/3/23)
49.500	Masters Classic (3/11/23)

Top 10 Balance Beam Scores

Score	Meet/Opponent (Date)
1. 49.675	Masters Classic (2/23/02)
2. 49.625	at Big 12 Championships (3/24/01)
49.625	Masters Classic (2/23/03)
4. 49.550	at Big 12 Championships (3/29/03)
49.550	vs. Iowa State (3/14/04)
6. 49.500	Masters Classic (3/16/19)
7. 49.475	vs. Iowa State (3/23/03)
8. 49.450	at Big 12 Championships (3/22/97)
49.450	at NCAA Semifinals (4/18/14)
10. 49.425	at NCAA West Regional Championships (4/12/03)
49.425	at B1G Five (3/14/15)

Top 10 Floor Exercise Scores

Score	Meet/Opponent (Date)
1. 49.650	at Big 12 Championships (3/29/03)
2. 49.625	vs. Iowa State (3/23/03)
3. 49.575	at Michigan (3/14/03)
49.575	at Missouri (1/31/04)
5. 49.550	Masters Classic (2/23/03)
49.550	at GymQuarters Invitational (2/17/17)
7. 49.525	vs. Penn State (3/3/02)
49.525	vs. Alabama (1/26/03)
49.525	vs. Iowa State (3/14/04)
10. 49.500	vs. Penn State (3/16/97)
49.500	vs. Iowa State (3/10/02)
49.500	at NCAA Preliminaries (4/24/03)
49.500	at Big Ten Championships (3/22/14)
49.500	vs. Illinois (1/26/19)
49.500	vs. Michigan (2/27/23)

Individual Records**Top 10 Individual Vault Scores**

Score	Name	Meet/Opponent (Date)
1. 10.00	Heather Brink	vs. Iowa State (2/15/00)
10.00	Heather Brink	vs. BYU (3/13/00)
10.00	Heather Brink	at Region 3 Championships (4/1/00)
10.00	Jess Wertz	at ASU Invitational (3/16/01)
10.00	A.J. Lamb	vs. Alabama (1/26/03)
10.00	Richelle Simpson	vs. Alabama (1/26/03)
10.00	Jess Wertz	vs. Oklahoma (2/1/03)
10.00	Tami Harris	vs. Oklahoma (2/1/03)
10.00	Richelle Simpson	vs. Iowa State (3/23/03)
10.00	Gina Bruce	vs. Missouri (1/31/04)

10.00	Richelle Simpson	at Missouri (1/28/05)
10.00	Emily Parsons	at Hearts Invitational (2/17/07)
10.00	Erin Davis	vs. Minnesota and Illinois (1/15/10)
10.00	Erin Davis	vs. Arizona State (3/6/11)
10.00	Ashley Lambert	vs. Penn State (1/17/15)
10.00	Ashley Lambert	at Rutgers Quad Meet (1/24/15)

Top 10 Individual Uneven Bars Scores

Score	Name	Meet/Opponent (Date)
1. 10.00	Bree Dority-O'Callaghan	at Big 12 Championships (3/24/01)
10.00	Janelle Giblin	vs. Iowa (3/4/13)
3. 9.975	Heather Brink	at Region 3 Championships (4/1/00)
9.975	Tami Harris	Masters Classic (2/24/01)
9.975	Taylor Houchin	at NCAA Raleigh Regional (4/7/18)
9.975	Sienna Crouse	at Masters Classic (3/16/19)
9.975	Kinsey Davis	vs. Michigan (2/26/22)
9.975	Emma Spence	Masters Classic (3/11/23)
9.975	Kinsey Davis	Sprouts Farmers Market Collegiate Quad (1/12/24)
9.975	Kinsey Davis	at Maryland (2/10/24)

Top 10 Individual Balance Beam Scores

Score	Name	Meet/Opponent (Date)
1. 10.00	Richelle Simpson	vs. Oklahoma (2/1/03)
2. 9.975	Richelle Simpson	Masters Classic (2/23/02)
9.975	Richelle Simpson	Masters Classic (2/23/03)
9.975	Richelle Simpson	vs. Iowa State (3/23/03)
9.975	Richelle Simpson	at Big 12 Championships (3/29/03)
9.975	Jamie Saas	vs. Missouri (1/31/04)
9.975	Emily Parsons	vs. Kentucky (3/23/07)
9.975	Sierra Hassel	Masters Classic (3/16/19)
9.950	Laurie McLaughlin	Masters Classic (2/28/99)
9.950	A.J. Lamb	at Big 12 Championships (3/24/01)
9.950	Bree Dority O'Callaghan	at Big 12 Championships (3/24/01)
9.950	A.J. Lamb	Masters Classic (2/23/02)
9.950	Laura Goss	Masters Classic (2/23/02)
9.950	Richelle Simpson	Big 12 Championships (3/23/02)
9.950	Jen French	Masters Classic (2/23/03)
9.950	A.J. Lamb	Masters Classic (2/23/03)
9.950	Jamie Saas	vs. Iowa State (3/23/03)
9.950	Richelle Simpson	at NCAA West Regional Championships (4/12/03)
9.950	Richelle Simpson	vs. Missouri (1/31/04)
9.950	Jamie Saas	at Denver (2/21/04)
9.950	Tami Harris	vs. Iowa State (3/14/04)
9.950	Kristi Esposito	vs. Iowa State (3/13/05)
9.950	Emily Parsons	at Missouri (1/26/07)
9.950	Emily Parsons	vs. Utah (3/4/07)
9.950	Emily Parsons	at Big 12 Championships (3/31/07)
9.950	Tricia Woo	vs. Iowa State (3/8/09)
9.950	Jennifer Lauer	vs. Michigan (1/12/13)
9.950	Emily Wong	at Big Ten Championships (3/22/14)
9.950	Emily Wong	at NCAA Super Six (4/19/14)
9.950	Grace Williams	at Michigan (1/29/16)
9.950	Grace Williams	at B1G Five (3/11/17)
9.950	Danielle Breen	NCAA Lincoln Regional (4/1/17)
9.950	Sienna Crouse	vs. Southern Utah (3/2/19)
9.950	Taylor Houchin	at Masters Classic (3/16/19)
9.950	Megan Verceles Carr	at Michigan State (1/26/20)
9.950	Kynsee Roby	vs. Rutgers (2/7/21)
9.950	Makayla Curtis	vs. Iowa (3/14/21)
9.950	Sophia McClelland	vs. Illinois (1/20/24)

Top 10 Individual Floor Exercise Scores

Score	Name	Meet/Opponent (Date)
1. 10.00	Richelle Simpson	vs. Oklahoma (2/1/03)
10.00	Richelle Simpson	at Michigan (3/14/03)
10.00	Richelle Simpson	at Big 12 Championships (3/29/03)
10.00	Richelle Simpson	at Arkansas Quad (3/19/05)
10.00	Emily Wong	at Big Ten Championships (3/22/14)
6. 9.975	A.J. Lamb	vs. Alabama (1/26/03)
9.975	Richelle Simpson	Masters Classic (2/23/02)
9.975	A.J. Lamb	at Michigan (3/14/03)
9.975	Emily Parsons	vs. Denver (2/23/08)
9.975	Emily Wong	at Big Ten Championships (3/23/13)

Top 10 Individual All-Around Scores

Score	Name	Meet/Opponent (Date)
1. 39.825	Richelle Simpson	vs. Iowa State (3/23/03)
2. 39.800	Richelle Simpson	Masters Classic (2/23/03)
39.800	Richelle Simpson	at Big 12 Championships (3/29/03)
39.800	Richelle Simpson	NCAA Super Six Finals (4/25/03)
5. 39.750	A.J. Lamb	vs. Alabama (1/26/03)
39.750	Tami Harris	vs. Iowa State (3/14/04)
7. 39.725	Emily Wong	at Big Ten Championships (3/23/13)
8. 39.700	Heather Brink	at Region 3 Championships (4/1/00)
39.700	Richelle Simpson	at Penn State (3/1/03)
39.700	Richelle Simpson	at Michigan (3/14/03)
39.700	A.J. Lamb	vs. Iowa State (3/23/03)
39.700	Richelle Simpson	vs. Michigan (1/11/04)
39.700	Sienna Crouse	Masters Classic (3/16/19)

Class Records

Freshman Records

Event	Score	Gymnast	Meet/Opponent (Date)
Vault	9.975	Alecia Ingram	vs. Iowa State (3/12/01)
Uneven Bars	9.975	Tami Harris	Masters Classic (2/27/00)
Balance Beam	9.925	Alecia Ingram	at Missouri (1/28/01)
	9.925	Alecia Ingram	at WVU Invite (2/10/01)
	9.925	Alecia Ingram	vs. Florida (3/4/01)
	9.925	Kristi Esposito	at Denver (2/21/04)
	9.925	Michele Zabawa	vs. Iowa State (3/14/04)
	9.925	Kristi Esposito	vs. Iowa State (3/14/04)
	9.925	Grace Williams	vs. Penn State (1/17/15)
	9.925	Megan Schwehofer	at B1G Five (3/12/16)
	9.925	Emma Spence	at Maryland (2/11/22)
Floor Exercise	9.950	Emily Parsons	at NCAA Super Six Finals (4/22/05)
	9.950	Emily Parsons	NCAA South Central Regional (4/9/05)
	9.950	Emily Parsons	at Arkansas Quadrangular (3/19/05)
	9.950	Jessie DeZiel	at Utah (3/19/12)
	9.950	Taylor Houchin	at GymQuarters Invitational (2/17/17)
	9.950	Taylor Houchin	Masters Classic (2/25/17)
All-Around	39.500	Taylor Houchin	Masters Classic (2/25/17)

Sophomore Records

Event	Score	Gymnast	Meet/Opponent (Date)
Vault	10.00	Jess Wertz	at ASU Invite (3/16/01)
	10.00	Ashley Lambert	vs. Penn State (1/17/15)
	10.00	Ashley Lambert	at Rutgers (1/24/15)
Uneven Bars	10.00	Bree Dority O'Callaghan	at Big 12 Championships (3/24/01)
Balance Beam	9.975	Richelle Simpson	Masters Classic (2/23/02)
Floor Exercise	9.975	Richelle Simpson	Masters Classic (2/23/02)
All-Around	39.675	Jessie DeZiel	vs. Iowa (3/4/13)

Junior Records

Event	Score	Gymnast	Meet/Opponent (Date)
Vault	10.00	Richelle Simpson	vs. Alabama (1/26/03)
	10.00	Tami Harris	vs. Oklahoma (2/1/03)
	10.00	Richelle Simpson	vs. Iowa State (3/23/03)
	10.00	Emily Parsons	at Hearts Invitational (2/17/07)
	10.00	Erin Davis	vs. Minnesota and Illinois (1/15/10)
Uneven Bars	9.950	Misty Oxford	at Penn State (3/14/98)
	9.950	Heather Brink	vs. Penn State (3/14/99)
	9.950	Julie Houk	Masters Classic (2/23/02)
	9.950	Tami Harris	Big 12 Championships (3/29/03)
	9.950	Richelle Simpson	at Penn State (3/1/03)
	9.950	Richelle Simpson	at Michigan (3/14/03)
	9.950	Julie Houk	vs. Iowa State (3/23/03)
	9.950	Richelle Simpson	NCAA Super Six Finals (4/25/03)
	9.950	Janelle Giblin	vs. Iowa State (3/16/12)
	9.950	Emily Wong	vs. Iowa (3/4/13)
	9.950	Taylor Houchin	Masters Classic (3/16/19)
	9.950	Taylor Houchin	at Big Ten Championships (3/23/19)
Balance Beam	10.00	Richelle Simpson	vs. Oklahoma (2/1/03)
Floor Exercise	10.00	Richelle Simpson	vs. Oklahoma (2/1/03)
	10.00	Richelle Simpson	at Michigan (3/14/03)
	10.00	Richelle Simpson	Big 12 Championships (3/29/03)
All-Around	39.825	Richelle Simpson	vs. Iowa State (3/23/03)

Senior Records

Event	Score
Vault	10.00
	10.00
	10.00
	10.00
	10.00
	10.00
Uneven Bars	10.00
Balance Beam	9.950
	9.950
	9.950
	9.950
	9.950
	9.950
Floor Exercise	9.950
	10.00
	10.00
All-Around	39.75
	39.75

Gymnast

Heather Brink
 Heather Brink
 Heather Brink
 A.J. Lamb
 Gina Bruce
 Richelle Simpson
 Erin Davis
 Janelle Giblin
 Laurie McLaughlin
 Laura Goss
 A.J. Lamb
 Tricia Woo
 Emily Wong
 Emily Wong
 Sienna Crouse
 Sophia McClelland
 Richelle Simpson
 Emily Wong
 A.J. Lamb
 Tami Harris

Meet/Opponent (Date)

vs. Iowa State (2/15/00)
 vs. BYU (3/13/00)
 at NCAA Regional (4/1/00)
 vs. Alabama (1/26/03)
 vs. Missouri (1/31/04)
 at Missouri (1/28/05)
 vs. Arizona State (3/6/11)
 vs. Iowa (3/4/13)
 Masters Classic (2/28/99)
 Masters Classic (2/23/02)
 Masters Classic (2/23/03)
 vs. Iowa State (3/8/09)
 at Big Ten Championships (3/22/14)
 at Super Six Finals (4/19/14)
 at Southern Utah (3/2/19)
 vs. Illinois (1/20/24)
 at Arkansas Quadrangular (3/19/05)
 at Big Ten Championships (3/22/14)
 vs. Alabama (1/26/03)
 vs. Missouri (1/31/04)

Rifle Honors

NCAA Individual Champions (4)

- Nicole Allaire (2000; Smallbore)
- Kristina Fehlings (2006; Air Rifle)
- Rachel Martin (2015; Smallbore)
- Cecelia Ossi (2023; Smallbore)

Five-Time CRCA All-American (1)

- Cecelia Ossi (1 in 2022, 2 in 2023, 2 in 2024)

Four-Time CRCA All-American (2)

- Rachel Martin (1 in 2014, 2 in 2015, 1 in 2016)
- Emma Rhode (1 in 2023, 3 in 2024)

Three-Time CRCA All-American (2)

- Denise Martin (1 in 2013, 2 in 2014)
- Emily Cheramie (3 in 2021)

Two-Time CRCA All-Americans (7)

- Amanda Trujillo (1 in 2000, 1 in 2001)
- Terim Richards (1 in 2000, 1 in 2001)
- Misty Chanek (1 in 2004, 1 in 2005)
- Kristina Fehlings (2 in 2005)
- Kirsten Weiss (1 in 2007, 1 in 2008)
- Lauren Phillips (2 in 2014)
- Madelynn Erickson (1 in 2022, 1 in 2023)

CRCA All-Americans (41)

First-Team (6)

- Nicole Allaire (2000: SB)
- Amanda Trujillo (2001: AR)
- Kristina Fehlings (2005: SB)
- Andrea Franzén (2005: AR)
- Cecelia Ossi (2023: SB)
- Cecelia Ossi (2024: SB)

Second-Team (17)

- Terim Richards (2000: AR)
- Amanda Trujillo (2000: SB)
- Terim Richards (2001: AR)
- Kristina Fehlings (2005: AR)
- Kirsten Weiss (2007: SB)
- Kirsten Weiss (2008: SB)
- Janine Dutton (2010: AR)
- Denise Martin (2013: SB)
- Katelyn Woltersdorf (2013: AR)
- Emily Cheramie (2021: SB)
- Cecelia Ossi (2022: SB)
- Cecelia Ossi (2023: AR)
- Emma Rhode (2023: AR)
- Tori Watts (2023: AR)
- Cecelia Ossi (2024: AR, AGG)
- Emma Rhode (2024: AR)

Third-Team (9)

- Lauren Phillips (2014: SB)
- Lauren Phillips (2014: AR)
- Denise Martin (2014: SB)
- Denise Martin (2014: AR)
- Rachel Martin (2015: SB)
- Rachel Martin (2015: AR)
- Elena Flake (2020: AGG)
- Emily Cheramie (2021: AGG)
- Cecelia Ossi (2023: AGG)

Honorable-Mention (9)

- Misty Chanek (2004: SB)
- Misty Chanek (2005: AR)
- Rachel Martin (2014: AGG)

- Rachel Martin (2016: AGG)
- Emily Cheramie (2021: AR)
- Madelynn Erickson (2022: SB)
- Madelynn Erickson (2023: SB)
- Emma Rhode (2024: SB, AGG)

Three-Time First-Team NRA All-American (1)

- Kristina Fehlings (2004, 2005, 2006)

Eight-Time NRA All-American (1)

- Amanda Trujillo (2 in 2000, 2 in 2001, 2 in 2002, 2 in 2003)

Seven-Time NRA All-Americans (1)

- Kristina Fehlings (1 in 2004, 2 in 2005, 2 in 2006, 2 in 2007)

Six-Time NRA All-Americans (1)

- Misty Chanek (2 in 2004, 2 in 2005, 2 in 2006)

Four-Time NRA All-Americans (2)

- Nicole Allaire (2 in 2000, 2 in 2001)
- Rachel Martin (1 in 2014, 2 in 2015, 1 in 2016)

Three-Time NRA All-Americans (3)

- Kirsten Weiss (1 in 2006, 1 in 2007, 1 in 2008)
- Janine Dutton (1 in 2011, 1 in 2012, 1 in 2013)
- Denise Martin (1 in 2014, 1 in 2015, 1 in 2016)

Two-Time NRA All-Americans (6)

- Melissa Downsborough (1 in 2001, 1 in 2002)
- Stacy Underwood (2 in 2007)
- Amanda Jeffries (1 in 2008, 1 in 2009)
- Dacotah Faught (1 in 2017, 1 in 2018)
- Samantha Peterson (1 in 2018, 1 in 2019)
- Elena Flake (2 in 2020)

NRA All-Americans (57)

First-Team (13)

- Nicole Allaire (2000: SB)
- Nicole Allaire (2000: AR)
- Amanda Trujillo (2001: AR)
- Melissa Downsborough (2002: AR)
- Kristina Fehlings (2004: AR)
- Kristina Fehlings (2005: AR)
- Misty Chanek (2006: SB)
- Kristina Fehlings (2006: SB)
- Andrea Franzén (2006: AR)
- Kirsten Weiss (2007: SB)
- Amanda Jeffries (2009: AR)
- Denise Martin (2014: SB)
- Lauren Phillips (2014: SB)

Second-Team (38)

- Amanda Trujillo (2000: SB)
- Amanda Trujillo (2000: AR)
- Nicole Allaire (2001: SB)
- Nicole Allaire (2001: AR)
- Melissa Downsborough (2001: AR)
- Terim Richards (2001: AR)
- Amanda Trujillo (2001: SB)
- Amanda Trujillo (2002: SB)
- Amanda Trujillo (2002: AR)
- Amanda Trujillo (2003: SB)
- Amanda Trujillo (2003: AR)
- Misty Chanek (2004: SB)
- Misty Chanek (2004: AR)
- Misty Chanek (2005: SB)
- Misty Chanek (2005: AR)
- Kristina Fehlings (2005: SB)
- Misty Chanek (2006: AR)

- Kristina Fehlings (2006: AR)
- Kirsten Weiss (2006: SB)
- Kristina Fehlings (2007: AR)
- Kristina Fehlings (2007: SB)
- Stacy Underwood (2007: AR)
- Stacy Underwood (2007: SB)
- Kirsten Weiss (2008: SB)
- Amanda Jeffries (2008: AR)
- Elisha LaFond (2008: AR)
- Janine Dutton (2013: AR)
- Rachel Martin (2014: AR)
- Denise Martin (2015: SB)
- Rachel Martin (2015: AR)
- Denise Martin (2016: SB)
- Rachel Martin (2016: SB)
- Dacotah Faught (2017: AR)
- Dacotah Faught (2018: AR)
- Samantha Peterson (2019: SB)
- Elena Flake (2020: SB)
- Elena Flake (2020: AR)
- Macey Way (2020: AR)

Honorable-Mention (6)

- Janine Dutton (2011: AR)
- Janine Dutton (2012: AR)
- Jaycee Carter (2015: AR)
- Rachel Martin (2015: SB)
- Samantha Peterson (2017: SB)
- Hana Musser (2020: SB)

CRCA Coach of the Year (2)

- Stacy Underwood (2014)
- Karen Anthony (2000)

Two-Time Academic All-American (2)

- Rachel Spiry (2001, 2002)

CSC Academic All-Americans (3)

First-Team (1)

- Rachel Spiry (2002)

Second-Team (1)

- Rachel Spiry (2001)

Third-Team (1)

- Ryann McGough (2011)

60/60 Shot System (2004-present)

High Season Average

Smallbore

1. Cecelia Ossi	2022-23	588.75
2. Cecelia Ossi	2023-24	587.69
3. Cecelia Ossi	2021-22	586.30
4. Misty Chanek	2005-06	585.92
5. Kristina Fehlings	2004-05	584.54

Air Rifle

1. Emma Rhode	2023-24	594.54
2. Cecelia Ossi	2023-24	594.23
3. Tori Watts	2022-23	594.08
4. Cecelia Ossi	2022-23	594.00
Emma Rhode	2022-23	594.00

Individual Event High Scores

Smallbore

1. Cecelia Ossi	1/27/24	597
2. Kristina Fehlings	12/4/04	593
3. Cecelia Ossi	11/13/22	592
Cecelia Ossi	1/14/23	592
5. Misty Chanek	11/13/04	591
Misty Chanek	10/22/05	591
Misty Chanek	2/11/06	591
Kristina Fehlings	11/20/04	591
Kristina Fehlings	2/12/05	591

Air Rifle

1. Emma Rhode	11/13/22	598
Tori Watts	11/13/22	598
Cecelia Ossi	10/29/23	598
4. Rachel Martin	11/23/14	597
Hannah Virga	11/1/15	597
Elena Flake	10/12/19	597
Emily Cheramie	2/22/20	597
Cecelia Ossi	1/15/22	597
Emma Rhode	10/15/22	597
Tori Watts	10/16/22	597
Cecelia Ossi	11/20/22	597
Madelynn Erickson	1/14/23	597
Cecelia Ossi	10/7/23	597
Cecelia Ossi	10/15/23	597

High Team Scores

Total Score

1. at Air Force	10/15/23	4,728
2. at Alaska-Fairbanks	11/13/22	4,726
3. at PRC Championships	2/5/23	4,724
4. vs. West Virginia	10/29/23	4,722
5. at UTEP	1/27/24	4,720

Smallbore

1. at Morehead State	1/14/23	2,351
2. at PRC Championships	2/4/23	2,348
3. vs. West Virginia	10/29/23	2,345
at Alaska-Fairbanks	11/13/22	2,345
Air Force	10/22/22	2,345

Air Rifle

1. at Air Force	10/15/23	2,384
2. at UTEP	1/27/24	2,381
at Alaska-Fairbanks	11/13/22	2,381
4. at Ohio State	10/29/22	2,379
at UTEP	1/28/24	2,379

Single Match Class Records

Freshman

Smallbore - Emma Rhode	10/15/23	590
Air Rifle - Emma Rhode	11/13/22	598
Tori Watts	11/13/22	598

Sophomore

Smallbore - Kristina Fehlings	12/4/04	593
Air Rifle - Rachel Martin	11/23/14	597
Elena Flake	10/12/19	597
Cecelia Ossi	1/15/22	597
Emma Rhode	10/15/23	597
Emma Rhode	1/27/24	597

Junior

Smallbore - Cecelia Ossi	11/13/22	592
Cecelia Ossi	1/14/23	592
Air Rifle - Emily Cheramie	2/22/20	597
Cecelia Ossi	11/20/22	597
Madelynn Erickson	1/14/23	597

Senior

Smallbore - Cecelia Ossi	1/27/24	597
Air Rifle - Cecelia Ossi	10/29/23	598

NU Rifle Range Individual Records

Smallbore

1. Kristina Fehlings	12/4/04	593
2. Kristina Fehlings	11/20/04	591
Misty Chanek	10/22/05	591
4. Misty Chanek	12/3/05	590
5. Elena Flake	1/25/20	589
Emma Rhode	10/22/22	589

Air Rifle

1. Elena Flake	10/12/19	597
Cecelia Ossi	1/15/22	597
Cecelia Ossi	11/20/22	597
Cecelia Ossi	10/7/23	597
5. Misty Chanek	11/20/04	596
Rachel Martin	11/21/15	596
Emily Cheramie	1/25/20	596

NU Rifle Range Team Records**Total Team Score**

1. Nebraska	10/22/22	4,717
2. Nebraska	1/28/23	4,715
3. Nebraska	11/20/22	4,712
4. Nebraska	1/21/23	4,710
5. Nebraska	10/23/22	4,706

Smallbore

1. Nebraska	10/23/05	2,345
Nebraska	10/22/22	2,345
3. Nebraska	10/23/05	2,339
4. Nebraska	10/22/05	2,336
Nebraska	11/20/22	2,336
Nebraska	10/23/22	2,336

Air Rifle

1. Nebraska	10/7/23	2,377
2. Nebraska	11/20/22	2,376
Nebraska	1/21/23	2,376
4. Nebraska	1/20/24	2,374
Nebraska	1/28/24	2,374

120/40 Shot System (1998-2004)**High Season Average****Smallbore**

1. Misty Chanek	2003-04	1,166.54
2. Nicole Allaire	1999-00	1,165.25
3. Amanda Trujillo	2002-03	1,163.14
4. Amanda Trujillo	2001-02	1,161.00
5. Nicole Allaire	2000-01	1,160.58

Air Rifle

1. Amanda Trujillo	2000-01	391.33
2. Kristina Fehlings	2003-04	389.23
3. Amanda Trujillo	2002-03	389.22
4. Melissa Downs brough	2001-02	389.00
5. Nicole Allaire	1999-00	388.46

Individual Event High Scores**Smallbore (120/40)**

1. Misty Chanek	1/9/04	1,184
2. Nicole Allaire	3/10/00	1,183
3. Nicole Allaire	2/13/00	1,180
4. Misty Chanek	1/10/04	1,177
Amanda Trujillo	12/7/02	1,177

Air Rifle (120/40)

1. Melissa Downs brough	1/27/02	396
Nicole Allaire	2/13/00	396
3. Nicole Allaire	10/17/99	395
Terim Richards	2/13/00	395
5. Melissa Downs brough	1/10/03	394
Kristina Fehlings	10/11/03	394
Terim Richards	10/14/00	394
Amanda Trujillo	twice	394

High Team Scores**Total Score**

1. vs. Alaska-Fairbanks/UTEP	1/9/04	6,210
2. at Air Force	1/10/04	6,206
3. vs. Kentucky/Air Force	11/11/00	6,197
4. vs. Navy	1/25/04	6,195
5. vs. Air Force	10/12/03	6,184

Smallbore

1. vs. Alaska-Fairbanks/UTEP	1/9/04	4,673
2. at Air Force	1/10/04	4,672
3. vs. Navy	1/25/04	4,657
4. vs. Kentucky/Air Force	11/11/00	4,641
5. at Ohio State	2/9/02	4,637

Air Rifle

1. at NCAA Qualifier	2/11/01	1,560
2. at Great Eight Invite	10/14/00	1,559
3. at Roger Withrow Invite	1/28/01	1,558
4. vs. Ohio State	2/13/00	1,557
5. vs. Kentucky/Air Force	11/10/00	1,556
vs. Tennessee Tech/JSU	11/5/00	1,556
vs. King's College	11/17/99	1,556

Single Match Class Records**Freshman****Smallbore**

Nicole Allaire	2/13/00	1,180
----------------	---------	-------

Air Rifle

Nicole Allaire	2/13/00	396
----------------	---------	-----

Sophomore**Smallbore**

Misty Chanek	1/10/04	1,184
--------------	---------	-------

Air Rifle

Melissa Downs brough	1/27/02	396
----------------------	---------	-----

Junior**Smallbore**

Melissa Downs brough	1/11/03	1,172
----------------------	---------	-------

Air Rifle

Melissa Downs brough	1/10/03	394
Terim Richards	10/14/00	394

Senior**Smallbore**

Amanda Trujillo	12/7/02	1,177
-----------------	---------	-------

Air Rifle

Amanda Trujillo	1/10/03	394
-----------------	---------	-----

NU Rifle Range Individual Records**Smallbore**

1. Nicole Allaire	12/2/00	1,173
Amanda Trujillo	12/2/00	1,173
3. Kristina Fehlings	10/12/03	1,171
4. Misty Chanek	2/14/04	1,169
5. Kristina Fehlings	10/11/03	1,166

Air Rifle

1. Kristina Fehlings	10/11/03	394
2. Kristina Fehlings	12/6/03	393
Amanda Trujillo	10/19/02	393
Nicole Allaire	12/4/99	393
5. Misty Chanek	2/14/04	392
Melissa Downs brough	10/12/03	392
Kristina Fehlings	2/14/04	392
Amanda Trujillo	10/20/01	392

NU Rifle Range Team Records**Total Team Score**

1. Nebraska	10/12/03	6,184
2. Nebraska	2/14/04	6,178
3. Nebraska	10/11/03	6,169
4. Nebraska	10/19/02	6,153
5. Nebraska	12/6/03	6,152

Smallbore

1. Nebraska	2/14/04	4,633
Nebraska	10/12/03	4,633
3. Nebraska	12/6/03	4,621
4. Nebraska	10/11/03	4,618
5. Nebraska	11/23/02	4,609

Air Rifle

1. Nebraska	10/12/03	1,551
Nebraska	10/11/03	1,551
3. Nebraska	2/14/03	1,545
4. Nebraska	12/2/00	1,541
5. Nebraska	10/19/02	1,540
Nebraska	10/20/01	1,540

Soccer Honors

Three-Time All-Americans (2)

- Sharolta Nonen (1997 - 3rd; 1998 - 2nd; 1999 - 1st)
- Christine Latham (2000 - 2nd; 2001 - 3rd; 2002 - 3rd)

Two-Time All-Americans (2)

- Isabelle Morneau (1998 - 2nd; 1999 - 2nd)
- Brittany Timko (2004 - 3rd; 2005 - 3rd)

All-Americans (20)

First-Team (5)

- Kari Uppinghouse (1996)
- Sharolta Nonen (1999)
- Meghan Anderson (2000)
- Jenny Benson (2000)
- Eleanor Dale (2023)

Second-Team (7)

- Lindsay Eddleman (1996)
- Sharolta Nonen (1998)
- Isabelle Morneau (1998)
- Isabelle Morneau (1999)
- Christine Latham (2000)
- Morgan Marlborough (2010)
- Ari Romero (2013)

Third-Team (8)

- Rebecca Hornbacher (1996)
- Sharolta Nonen (1997)
- Kim Engesser (1998)
- Christine Latham (2001)
- Christine Latham (2002)
- Brittany Timko (2004)
- Brittany Timko (2005)
- Jaycie Johnson (2016)

CSC Academic All-Americans (7)

First-Team (2)

- Caroline Flynn (2016)
- Eleanor Dale (2023)

Second-Team (4)

- Shay Powell (2009)
- Meghan Anderson (2001)
- Shannon Tanaka (2001)
- Sarah Weber (2023)

Third-Team (1)

- Morgan Marlborough (2010)

Big Ten Conference Player of the Year

Ari Romero, D, 2013 (Defender of the Year)
Jordan Jackson, MF, 2013 (Midfielder of the Year)
Eleanor Dale, F, 2023 (Forward of the Year)

Big 12 Conference Player of the Year

Morgan Marlborough, F, 2009, 2010
Brittany Timko, F, 2004, 2005, 2006*
(co-player of the year)
Christine Latham, F, 2000, 2001
Sharolta Nonen, D, 1999
Kim Engesser, F, 1998
Kari Uppinghouse, MF, 1996*
(co-player of the year)

Big 12 Conference Rookie of the Year

Morgan Marlborough, F, 2009

All-Big Ten Conference

(All Teams: 34; First Team: 8) 2023

Eleanor Dale, First Team, F
Sarah Weber, First Team, F
Haley Peterson, Second Team, MF
Jordan Zade, Second Team, D

2021

Reagan Raabe, Third Team, MF
Sarah Weber, All-Freshman, F

2019

Sinclair Miramontez, Second Team, D
Brenna Ochoa, Second Team, MF

2018

Sinclair Miramontez, First Team, D
Faith Carter, Second Team, F
Savanah Uveges, Third Team, MF
Kenzie Coons, All-Freshman, MF

2017

Sinclair Miramontez, First Team, D
Hayley Hanson, Second Team, MF
Meg Brandt, Third Team, F
Aubrei Corder, Third Team, GK

2016

Jaycie Johnson, First Team, F
Caroline Flynn, Second Team, MF
Sydney Miramontez, Second Team, D
Hayley Hanson, Third Team, MF
Meg Brandt, All-Freshman, F
Sinclair Miramontez, All-Freshman, D

2015

Jaylyn Odermann, Second Team, D

2014

Mayme Conroy, Second Team, F

2013

Ari Romero, First Team, D
Jordan Jackson, First Team, MF
Emma Stevens, Second Team, GK
Jaycie Johnson, Second Team, F
Sydney Miramontez, All-Freshman, MF

2012

Mayme Conroy, Second Team, F
Ari Romero, Second Team, D
Jaylyn Odermann, All-Freshman, D

2011

Morgan Marlborough, First Team, F
Jordan Jackson, Second Team, MF

All-Big 12 Conference

(All Teams: 70; First Team: 44) 2010

Morgan Marlborough, First Team, F
Jordan Jackson, First Team, MF

2009

Morgan Marlborough, First Team, F
Carly Peetz, First Team, D
Molly Thomas, Second Team, F

2008

Aysa Jamani, First Team, MF
Carly Peetz, Second Team, D
Molly Thomas, All-Newcomer, F

2006

Brittany Timko, First Team, F
Tanya Dennis, Second Team, D
Aysha Jamani, Second Team, F
Carly Peetz, All-Newcomer, D

2005

Sasha Andrews, First Team, D
Aysha Jamani, Second Team, F
Brittany Timko, First Team, F
Aysha Jamani, All-Newcomer, F

2004

Sasha Andrews, First Team, D
Tanya Dennis, First Team, D
Brittany Timko, First Team, F
Sasha Andrews, All-Newcomer, D

2003

Jenna Cooper, First Team, D
Jessie Bruch, All-Newcomer, MF

2002

Christine Latham, First Team, F
Breanna Boyd, First Team, D
Nikki Baker, All-Newcomer, F
Katie Bunkers, All-Newcomer, D
Pam Karakusis, All-Newcomer, D

2001

Meghan Anderson, First Team, MF
Christine Latham, First Team, F
Erin Miller, Second Team, GK
Kori Saunders, Second Team, F
Jenna Cooper, All-Newcomer, D

2000

Breanna Boyd, First Team, D
Jenny Benson, First Team, D
Meghan Anderson, First Team, MF
Christine Latham, First Team, F
Karina LeBlanc, Second Team, GK
Christine Gluck, Second Team, D
Kori Saunders, Second Team, MF
Kelly Rheem, Second Team, F

1999

Meghan Anderson, First Team, MF
Jenny Benson, First Team, MF
Lindsay Eddleman, First Team, F
Isabelle Morneau, First Team, D
Sharolta Nonen, First Team, D
Amy Walsh, First Team, MF
Christine Latham, Second Team, F
Kelly Rheem, Second Team, F

1998

Lindsay Eddleman, First Team, F
Kim Engesser, First Team, F
Becky Hogan, First Team, MF
Isabelle Morneau, First Team, D
Sharolta Nonen, First Team, D
Amy Walsh, First Team, MF
Meghan Anderson, Second Team, MF

1997

Jenny Benson, First Team, MF
Lindsay Eddleman, First Team, F
Kim Engesser, First Team, F
Tanya Franck, First Team, D
Isabelle Morneau, First Team, MF
Sharolta Nonen, First Team, D
Kari Uppinghouse, First Team, MF
Rebecca Hornbacher, Second Team, GK

1996

Jenny Benson, First Team, MF
Lindsay Eddleman, First Team, F
Isabelle Morneau, First Team, F
Kari Uppinghouse, First Team, MF
Stephanie Vacek, First Team, D
Kristen Gay, Second Team, MF
Rebecca Hornbacher, Second Team, GK

All-Big Ten Tournament (5)**2016**

Sydney Miramontez, MF

2013

Jordan Jackson, MF
Jaycie Johnson, F (Offensive Player of the Tournament)
Ari Romero, D (Defensive Player of the Tournament)

2012

Maritza Hayes, D

All-Big 12 Tournament (33)**2010**

Morgan Marlborough, F
Jordan Jackson, F

2005

Jessie Bruch, MF
Brittany Timko, F

2002

Erin Miller, GK
Christy Harms, D (Defensive MVP)
Jenna Cooper, D
Katie Bunkers, D
Christine Latham, F (Offensive MVP)

2001

Meghan Anderson, MF
Kori Saunders, MF
Christine Latham, F

2000

Jenny Benson, D
Meghan Anderson, MF
Christine Latham, F
Christy Harms, F

1999

Meghan Anderson, MF
Jenny Benson, MF
Christine Gluck, D
Isabelle Morneau, D
Sharolta Nonen, D (Defensive MVP)

1998

Lindsay Eddleman, F
Becky Hogan, MF
Isabelle Morneau, D (Defensive MVP)
Sharolta Nonen, D

1997

Jenny Benson, MF
Kim Engesser, F
Sharolta Nonen, D
Kari Uppinghouse, MF

1996

Jenny Benson, MF
Rebecca Hornbacher, GK
Isabelle Morneau, F
Kari Uppinghouse, MF

Individual Game Records

Points

No.	Player	Points
1.	Meghan Anderson (3 goals/3 assists) (vs. Texas Tech, Oct. 28, 2001)	9
	Brittany Timko (3 goals/3 assists) (vs. Northern Colorado, Sept. 17, 2004)	9
3.	Kim Engesser (4 goals) (vs. Baylor, Nov. 7, 1997)	8
	Meghan Anderson (4 goals) (vs. Oral Roberts, Sept. 3, 1999)	8
	Morgan Marlborough (4 goals) (vs. Akron, Sept. 13, 2009)	8
	Jaycie Johnson (4 goals) (vs. Southeastern Louisiana, Nov. 15, 2013)	8
7.	Lindsay Eddleman (3 goals/1 assist) (vs. Colorado, Oct. 13, 1996)	7
	Kari Uppinghouse (3 goals/1 assist) (vs. Colorado, Oct. 13, 1996)	7
	Brittany Timko (3 goals/1 assist) (vs. Texas Tech, Oct. 30, 2005)	7
	Anna Caniglia (3 goals/1 assist) (at Kansas, Oct. 23, 2009)	7

First-Half Points

No.	Player	Points
1.	Lindsay Eddleman (3 goals/1 assist) (vs. Colorado, Oct. 13, 1996)	7
	Meghan Anderson (3 goals/1 assist) (vs. Texas Tech, Oct. 28, 2001)	7
	Brittany Timko (2 goals/3 assists) (vs. Northern Colorado, Sept. 17, 2004)	7
4.	Five Tied	6

Second-Half Points

No.	Player	Points
1.	Jamie Riley (3 goals) (vs. Kansas, Sept. 22, 1995)	6
	Kim Ratliff (3 goals) (vs. Florida State, Oct. 8, 1995)	6
	Isabelle Morneau (3 goals) (at Missouri, Oct. 18, 1996)	6
	Kim Engesser (3 goals) (vs. Baylor, Nov. 7, 1997)	6
	Kelly Rheem (3 goals) (at Texas Tech, Oct. 30, 1998)	6
	Kori Saunders (3 goals) (at Texas A&M, Oct. 14, 2001)	6

Goals

No.	Player	Goals
1.	Kim Engesser (vs. Baylor, Nov. 7, 1997)	4
	Meghan Anderson (vs. Oral Roberts, Sept. 3, 1999)	4
	Morgan Marlborough (vs. Akron, Sept. 13, 2009)	4
	Jaycie Johnson (4 goals) (vs. Southeastern Louisiana, Nov. 15, 2013)	4
5.	30 Tied	3

First-Half Goals

No.	Player	Goals
1.	Danielle Boswell (vs. Teikyo Westmar, Sept. 30, 1994)	3
	Lindsay Eddleman (vs. Colorado, Oct. 13, 1996)	3
	Kari Uppinghouse (at Oklahoma State, Oct. 24, 1997)	3
	Meghan Anderson (vs. Oral Roberts, Sept. 3, 1999)	3
	Meghan Anderson (vs. Texas Tech, Oct. 28, 2001)	3
	Brittany Timko (at Iowa State, Sept. 26, 2004)	3

Second-Half Goals

No.	Player	Goals
1.	Jamie Riley (vs. Kansas, Sept. 22, 1995)	3
	Kim Ratliff (vs. Florida State, Oct. 8, 1995)	3
	Isabelle Morneau (at Missouri, Oct. 18, 1996)	3
	Kim Engesser (vs. Baylor, Nov. 7, 1997)	3
	Kelly Rheem (at Texas Tech, Oct. 30, 1998)	3
	Kori Saunders (at Texas A&M, Oct. 14, 2001)	3

Overtime Goals

No.	Player	Goals
1.	Tanya Franck (at Montana, Sept. 11, 1994)	1
	Kari Uppinghouse (vs. Vanderbilt, Sept. 22, 1996)	1
	Lindsay Eddleman (vs. Texas A&M, Nov. 10, 1996)	1
	Kari Uppinghouse (vs. Minnesota, Nov. 17, 1996)	1
	Becky Hogan (vs. Texas A&M, Nov. 6, 1998)	1
	Lindsay Eddleman (vs. Portland, Sept. 12, 1999)	1
	Christine Latham (vs. Texas, Nov. 8, 2002)	1
	Jessie Bruch (vs. Oklahoma, Oct. 10, 2003)	1
	Brittany Timko (vs. Texas A&M, Nov. 6, 2003)	1
	Nikki Baker (at Missouri, Oct. 1, 2004)	1
	Nikki Baker (at Kansas, Nov. 14, 2004)	1
	Jessie Bruch (vs. Western Carolina, Sept. 12, 2006)	1
	Aysha Jamani (vs. Baylor, Oct. 6, 2006)	1
	Shay Powell (vs. Oakland, Sept. 14, 2008)	1
	Molly Thomas (vs. Kansas, Sept. 26, 2008)	1
	Sari Raber (vs. Missouri, Sept. 28, 2008)	1
	Lauren Isenhower (vs. Iowa State, Oct. 30, 2009)	1
	Ari Romero (at Texas Tech, Oct. 3, 2010)	1
	Stacy Bartels (at Virginia Tech, Sept. 9, 2011)	1
	Morgan Marlborough (vs. Iowa, Oct. 20, 2011)	1
	Mayme Conroy (at Wisconsin, Oct. 5, 2012)	1
	Caroline Gray (at Iowa, Oct. 18, 2012)	1
	Caroline Gray (at Wisconsin, Oct. 18, 2013)	1
	Jaycie Johnson (vs. Penn State, Oct. 27, 2013)	1
	Mayme Conroy (vs. Maryland, Sept. 28, 2014)	1
	Jaycie Johnson (vs. Central Michigan, Aug. 28, 2015)	1
	Brenna Ochoa (at Oregon State, Aug. 28, 2016)	1
	Brenna Ochoa (vs. Kansas, Sept. 2, 2016)	1
	Elyse Huber (at Purdue, Oct. 12, 2017)	1

Faith Carter	
(at Maryland, Sept. 16, 2018)	1
Faith Carter	
(vs. Indiana, Sept. 20, 2018)	1

Assists

No.	Player	Assists
1.	Jenny Benson	4
	(vs. Colorado, Oct. 13, 1996)	
	Sharolta Nonen	4
	(at Colorado, Oct. 10, 1999)	
	Kari Hogan	4
	(vs. Iowa State, Sept. 26, 2003)	
4.	14 Tied	3

First-Half Assists

No.	Player	Assists
1.	Jenny Benson	3
	(vs. Colorado, Oct. 13, 1996)	
	Brittany Timko	3
	(vs. Northern Colorado, Sept. 17, 2004)	
3.	15 Tied	2

Second-Half Assists

No.	Player	Assists
1.	Sandy Smith	3
	(vs. Kansas, Sept. 22, 1995)	
	Kari Uppinghouse	3
	(vs. Colorado College, Sept. 20, 1996)	
	Sharolta Nonen	3
	(at Colorado, Oct. 10, 1999)	
	Brittany Timko	3
	(vs. Eastern Illinois, Sept. 3, 2004)	
	Jordan Jackson	3
	(at Purdue, Oct. 11, 2013)	
6.	17 Tied	2

Overtime Assists

No.	Player	Assists
1.	Jamie Riley	1
	(at Montana, Sept. 11, 1994)	
	Jenny Benson	1
	(vs. Vanderbilt, Sept. 22, 1996)	
	Meghan Anderson	1
	(vs. Texas A&M, Nov. 6, 1998)	
	Jenny Benson	1
	(vs. Portland, Sept. 12, 1999)	
	Sasha Andrews	1
	(at Missouri, Oct. 1, 2004)	
	Brittany Timko	1
	(at Missouri, Oct. 1, 2004)	
	Abby Penas	1
	(at Kansas, Nov. 14, 2004)	
	Brittany Timko	1
	(vs. Western Carolina, Sept. 12, 2006)	
	Brittany Timko	1
	(vs. Baylor, Oct. 6, 2006)	
	Carly Peetz	1
	(vs. Baylor, Oct. 6, 2006)	
	Lindsay Poehling	1
	(vs. Kansas, Sept. 26, 2008)	
	Shay Powell	1
	(vs. Missouri, Sept. 28, 2008)	
	Michaela Fulmer	1
	(vs. Missouri, Sept. 28, 2008)	
	Molly Thomas	1
	(vs. Iowa State, Oct. 30, 2009)	
	Morgan Marlborough	1
	(at Texas Tech, Oct. 3, 2010)	
	Morgan Marlborough	1
	(at Virginia Tech, Sept. 9, 2011)	
	Katie Goetzmann	1
	(vs. Iowa, Oct. 20, 2011)	
	Stacy Bartels	1
	(at Wisconsin, Oct. 5, 2012)	

Emma Stevens	
(vs. Penn State, Oct. 27, 2013)	1
Jourden Casey	
(vs. Maryland, Sept. 28, 2014)	1
Meg Brandt	
(at Oregon State, Aug. 28, 2016)	1
Meg Brandt	
(at Purdue, Oct. 12, 2017)	1
Brenna Ochoa	
(at Maryland, Sept. 16, 2018)	1
Meg Brandt/Kenzie Coons	
(vs. Indiana, Sept. 20, 2018)	1

Shots

No.	Player	Shots
1.	Christine Latham	12
	(vs. UAB, Sept. 2, 2001)	
	Molly Thomas	12
	(vs. South Dakota, Sept. 18, 2009)	
3.	Kristen Gay	11
	(vs. Iowa State, Oct. 6, 1995)	
	Erica De Vitis	11
	(at Arkansas, Oct. 1, 1995)	
	Stephanie Vacek	11
	(vs. Kansas, Sept. 22, 1995)	
	Christine Latham	11
	(vs. Indiana State, Sept. 22, 2002)	

Shots on Goal

No.	Player	SOG
1.	Kari Uppinghouse	8
	(at Missouri, Oct. 18, 1996)	
2.	Jordan Jackson	7
	(at Texas Tech, Oct. 3, 2010)	
	Jaycie Johnson	7
	(vs. Southeastern Louisiana, Nov. 15, 2013)	
4.	Lindsay Eddleman	6
	(vs. Colorado, Oct. 13, 1996)	
	Christy Harms	6
	(vs. Drury, Sept. 3, 2000)	
	Christine Latham	6
	(vs. Texas A&M, Oct. 8, 2000)	
	Meghan Anderson	6
	(vs. Oklahoma, Oct. 15, 2000)	
	Christine Latham	6
	(vs. Creighton, Sept. 20, 2002)	
	Christine Latham	6
	(vs. Indiana State, Sept. 22, 2002)	
	Brittany Timko	6
	(at Texas Tech, Oct. 30, 2005)	
	Morgan Marlborough	6
	(at Purdue, Sept. 23, 2011)	
	Jordan Jackson	6
	(vs. Cincinnati, Aug. 25, 2013)	

Goalkeeper Saves

No.	Player	Saves
1.	Tara Macdonald	13
	(at Oklahoma, Oct. 14, 2010)	
	Sami Hauk	13
	(vs. Penn State, Oct. 20, 2022)	
3.	Karina LeBlanc	12
	(vs. Texas A&M, Nov. 6, 1998)	
	Erin Miller	12
	(vs. Texas, Oct. 4, 2002)	
5.	Emma Stevens	11
	(at Ohio State, Oct. 16, 2011)	

Individual Season Records

Points

No.	Player (Year)	Points
1.	Kim Engesser (1998)	61
	Eleanor Dale (2023)	61
3.	Christine Latham (2000)	57
4.	Kim Engesser (1997)	55
5.	Meghan Anderson (1999)	54
6.	Morgan Marlborough (2009)	49
7.	Kari Uppinghouse (1996)	48
	Morgan Marlborough (2010)	48
9.	Christine Latham (2001)	46
	Morgan Marlborough (2011)	46

Goals

No.	Player (Year)	Goals
1.	Eleanor Dale (2023)	28
2.	Kim Engesser (1998)	27
3.	Kim Engesser (1997)	26
4.	Christine Latham (2000)	23
5.	Meghan Anderson (1999)	21
	Morgan Marlborough (2009)	21
7.	Morgan Marlborough (2011)	20
8.	Kari Uppinghouse (1996)	19
9.	Christine Latham (2001)	18
	Morgan Marlborough (2010)	18

Game-Winning Goals

No.	Player (Year)	GWG
1.	Kim Engesser (1998)	8
	Christine Latham (2000)	8
	Christine Latham (2002)	8
	Eleanor Dale (2023)	8
5.	Kari Uppinghouse (1996)	7
	Jaycie Johnson (2013)	7
7.	Kari Uppinghouse (1997)	6
	Morgan Marlborough (2011)	6
	Jaycie Johnson (2016)	6
10.	Danielle Boswell (1994)	5
	Jenny Benson (1996)	5
	Lindsay Eddleman (1998)	5
	Meghan Anderson (1999)	5
	Christine Latham (2001)	5
	Nikki Baker (2004)	5
	Mayme Conroy (2013)	5

Assists

No.	Player (Year)	Assists
1.	Brittany Timko (2005)	21
2.	Jenny Benson (1999)	17
	Florence Belzile (2023)	17
4.	Sharolta Nonen (1999)	16
5.	Meghan Anderson (2000)	15
	Kelly Rheem (2000)	15
7.	Meghan Anderson (2001)	14
	Jenna Cooper (2003)	14
9.	Jenny Benson (1996)	13
	Brittany Timko (2004)	13

Game-Winning Assists

No.	Player (Year)	GWA
1.	Brittany Timko (2005)	8
2.	Brittany Timko (2004)	6
3.	Meghan Anderson (2000)	5
	Christine Latham (2001)	5
	Jordan Jackson (2013)	5
6.	Sharolta Nonen (1998)	4
	Sharolta Nonen (1999)	4
	Jenna Cooper (2002)	4
	Morgan Marlborough (2010)	4
	Jordan Jackson (2010)	4
	Florence Belzile (2023)	4

Shots

No.	Player (Year)	Shots
1.	Eleanor Dale (2023)	141
2.	Christine Latham (2000)	118
3.	Christine Latham (2001)	117
4.	Christine Latham (2002)	111
5.	Meghan Anderson (2000)	103
	Morgan Marlborough (2010)	103
7.	Lindsay Eddleman (1996)	102
	Sarah Weber (2023)	102
9.	Meghan Anderson (1999)	99
10.	Kim Engesser (1998)	98

Shots on Goal

No.	Player (Year)	SOG
1.	Eleanor Dale (2023)	68
2.	Lindsay Eddleman (1996)	64
3.	Christine Latham (2000)	60
4.	Christine Latham (2002)	56
5.	Isabelle Morneau (1996)	55
6.	Meghan Anderson (1999)	54
7.	Morgan Marlborough (2010)	52
8.	Meghan Anderson (2000)	51
9.	Kari Uppinghouse (1996)	50
	Kim Engesser (1997)	50

Goals-Against Average

(Minimum 1,200 minutes in goal)

No.	Player (Year)	GAA
1.	Karina LeBlanc (2000)	0.40
2.	Rebecca Hornbacher (1996)	0.51
	Karina LeBlanc (1999)	0.51
4.	Aubrei Corder (2017)	0.64
5.	Karina LeBlanc (1998)	0.70

Fewest Goals Allowed

(Minimum 1,200 minutes in goal)

No.	Player (Year)	Goals
1.	Karina LeBlanc (2000)	9
2.	Rebecca Hornbacher (1996)	11
3.	Karina LeBlanc (1999)	13
	Aubrei Corder (2017)	13
5.	Karina LeBlanc (1998)	14

Saves

No.	Player (Year)	Saves
1.	Erin Miller (2002)	130
2.	Erin Miller (2001)	109
3.	Katie Wright (2004)	107
4.	Emma Stevens (2013)	94
5.	Sami Hauk (2023)	91
	Jamie Klages (2005)	88

Wins

No.	Player (Year)	Wins
1.	Rebecca Hornbacher (1996)	23
2.	Karina LeBlanc (1999)	22
	Karina LeBlanc (2000)	22
4.	Emma Stevens (2013)	19
5.	Rebecca Hornbacher (1997)	18
6.	Erin Miller (2001)	17
	Sami Hauk (2023)	17

Most Shutouts

No.	Player (Year)	Shutouts
1.	Karina LeBlanc (2000)	14.5
2.	Rebecca Hornbacher (1996)	14
	Erin Miller (2002)	14
4.	Karina LeBlanc (1999)	11.6
5.	Rebecca Hornbacher (1997)	11
	Karina LeBlanc (1998)	11
	Aubrei Corder (2016)	11

Minutes in Goal

No.	Player (Year)	Minutes
1.	Erin Miller (2002)	2,311
2.	Karina LeBlanc (1999)	2,278
3.	Emma Stevens (2013)	2,173
4.	Sami Hauk (2023)	2,139
5.	Aubrei Corder (2016)	2,109
6.	Katie Wright (2004)	2,088
7.	Erin Miller (2001)	2,085

Games Started in Goal

No.	Player (Year)	Starts
1.	Karina LeBlanc (1999)	25
	Erin Miller (2002)	25
3.	Rebecca Hornbacher (1996)	24
	Karina LeBlanc (2000)	24
	Emma Stevens (2013)	24
	Sami Hauk (2023)	24
7.	Katie Wright (2004)	23
	Erin Miller (2001)	23

Individual Career Records**Points**

No.	Player (Years)	Points
1.	Christine Latham (1999-00-01-02)	167
2.	Meghan Anderson (1998-99-00-01)	146
3.	Morgan Marlborough (2009-10-11)	143
4.	Lindsay Eddleman (1996-97-98-99)	127
5.	Brittany Timko (2003-04-05-06)	124
6.	Kim Engesser (1997-98)	116
7.	Kari Uppinghouse (1995-96-97)	104
8.	Jordan Jackson (2009-10-11-12-13)	101
9.	Jenny Benson (1996-97-99-00)	99
10.	Eleanor Dale (2020-21-22-23)	97

Goals

No.	Player (Years)	Goals
1.	Christine Latham (1999-00-01-02)	69
2.	Morgan Marlborough (2009-10-11)	59
3.	Kim Engesser (1997-98)	53
4.	Lindsay Eddleman (1996-97-98-99)	50
5.	Meghan Anderson (1998-99-00-01)	48
6.	Eleanor Dale (2020-21-22-23)	
7.	Kari Uppinghouse (1995-96-97)	42
	Jaycie Johnson (2013-14-15-16)	42
9.	Brittany Timko (2003-04-05-06)	41
10.	Jordan Jackson (2009-10-11-12-13)	35
	Mayme Conroy (2011-12-13-14)	35

Game-Winning Goals

No.	Player (Years)	GWG
1.	Christine Latham (1999-00-01-02)	23
2.	Jaycie Johnson (2013-14-15-16)	17
3.	Kari Uppinghouse (1995-96-97)	15
	Lindsay Eddleman (1996-97-98-99)	15
5.	Morgan Marlborough (2009-10-11)	14
6.	Eleanor Dale (2020-21-22-23)	13
7.	Kim Engesser (1997-98)	12
8.	Jenny Benson (1996-97-99-00)	10
	Meghan Anderson (1998-99-00-01)	10
	Nikki Baker (2002-03-04-05)	10
	Brittany Timko (2003-04-05-06)	10

Hat Tricks

No.	Player (Years)	Hat Tricks
1.	Kim Engesser (1997-98)	5
	Morgan Marlborough (2009-10-11)	5
3.	Brittany Timko (2003-04-05-06)	4
4.	Kari Uppinghouse (1995-96-97)	2
	Lindsay Eddleman (1996-97-98-99)	2
	Kelly Rheem (1998-99-00-01)	2
	Meghan Anderson (1998-99-00-01)	2
	Jaycie Johnson (2013-14-15-16)	2
9.	Danielle Boswell (1994)	1

Jamie Riley (1994-95)	1
Kim Ratliff (1994-95-96)	1
Isabelle Morneau (1996-97-98-99)	1
Kori Saunders (1999-00-01-02)	1
Christy Harms (2000-01-02)	1
Nikki Baker (2002-03-04)	1
Anna Caniglia (2006-07-08-09)	1
Mayme Conroy (2011-12-13-14)	1
Faith Carter (2017-18)	1

All-Time Hat Tricks

No.	Player (Opponent and Date)
1.	Danielle Boswell vs. Westmar, Sept. 30, 1994
2.	Jamie Riley vs. Kansas, Sept. 22, 1995
3.	Kim Ratliff vs. Florida State, Oct. 8, 1995
4.	Lindsay Eddleman vs. Colorado, Oct. 13, 1996
5.	Kari Uppinghouse vs. Colorado, Oct. 13, 1996
6.	Isabelle Morneau at Missouri, Oct. 18, 1996
7.	Kim Engesser vs. Iowa State, Sept. 18, 1997
8.	Lindsay Eddleman at Duke, Oct. 20, 1997
9.	Kari Uppinghouse at Okla. St., Oct. 24, 1997
10.	Kim Engesser (4) vs. Baylor, Nov. 7, 1997
11.	Kim Engesser vs. Michigan, Nov. 16, 1997
12.	Kelly Rheem vs. Loyola-Chicago, Sept. 25, 1998
13.	Kim Engesser vs. Oklahoma, Oct. 23, 1998
14.	Kim Engesser at Texas Tech, Oct. 30, 1998
15.	Kelly Rheem at Texas Tech, Oct. 30, 1998
16.	Meghan Anderson (4) vs. ORU, Sept. 3, 1999
17.	Christy Harms vs. Drury, Sept. 3, 2000
18.	Kori Saunders vs. Texas A&M, Oct. 14, 2001
19.	Meghan Anderson vs. Texas Tech, Oct. 28, 2001
20.	Brittany Timko vs. N. Colo., Sept. 17, 2004
21.	Brittany Timko at Iowa State, Sept. 26, 2004
22.	Nikki Baker vs. Oral Roberts, Nov. 12, 2004
23.	Brittany Timko at Texas Tech, Oct. 30, 2005
24.	Brittany Timko vs. North Texas, Sept. 8, 2006
25.	Morgan Marlborough (4) vs. Akron, Sept. 13, 2009
26.	Morgan Marlborough vs. Okla., Oct. 11, 2009
27.	Anna Caniglia at Kansas, Oct. 23, 2009
28.	Morgan Marlborough vs. No. Arizona, Sept. 4, 2011
29.	Morgan Marlborough vs. Northwestern, Sept. 18, 2011
30.	Morgan Marlborough vs. Purdue, Sept. 23, 2011
31.	Mayme Conroy vs. Wisconsin, Oct. 5, 2012
32.	Jaycie Johnson (4) vs. SE Louisiana, Nov. 15, 2013
33.	Jaycie Johnson at Ohio State, Sept. 23, 2016
34.	Faith Carter vs. Indiana, Sept. 20, 2018

Multiple-Goal Games

No.	Player (Years)	Games
1.	Christine Latham (1999-00-01-02)	17
2.	Morgan Marlborough (2009-10-11)	16
3.	Kim Engesser (1997-98)	14
	Eleanor Dale (2020-21-22-23)	14
5.	Meghan Anderson (1998-99-00-01)	12
6.	Kari Uppinghouse (1995-96-97)	10
	Lindsay Eddleman (1996-97-98-99)	10
8.	Brittany Timko (2003-04-05-06)	9
	Jaycie Johnson (2013-14-15-16)	9
10.	Nikki Baker (2002-03-04)	6
	Jordan Jackson (2009-10-11-12-13)	6
	Mayme Conroy (2011-12-13-14)	6

Assists

No.	Player (Years)	Assists
1.	Meghan Anderson (1998-99-00-01)	50
2.	Jenny Benson (1996-97-99-00)	47
3.	Brittany Timko (2003-04-05-06)	42
4.	Sharolta Nonen (1996-97-98-99)	35
	Kelly Rheem (1998-99-00-01)	35
6.	Jordan Jackson (2009-10-11-12-13)	31
7.	Christine Latham (1999-00-01-02)	29
8.	Lindsay Eddleman (1996-97-98-99)	27
9.	Jenna Cooper (2001-02-03)	25
	Morgan Marlborough (2009-10-11)	25

Shots

No.	Player (Years)	Shots
1.	Christine Latham (1999-00-01-02)	400
2.	Meghan Anderson (1998-99-00-01)	344
3.	Morgan Marlborough (2009-10-11)	287
4.	Jordan Jackson (2009-10-11-12-13)	271
5.	Eleanor Dale (2020-21-22-23)	267
6.	Lindsay Eddleman (1996-97-98-99)	265
7.	Brittany Timko (2003-04-05-06)	250
8.	Sarah Weber (2021-22-23)	245
9.	Kari Uppinghouse (1995-96-97)	219
10.	Jaycie Johnson (2013-14-15-16)	203

Shots on Goal

No.	Player (Years)	SOG
1.	Christine Latham (1999-00-01-02)	193
2.	Meghan Anderson (1998-99-00-01)	170
3.	Lindsay Eddleman (1996-97-98-99)	149
4.	Morgan Marlborough (2009-10-11)	137
5.	Jordan Jackson (2009-10-11-12-13)	136
6.	Kari Uppinghouse (1995-96-97)	129
7.	Brittany Timko (2003-04-05-06)	123
	Eleanor Dale (2020-21-22-23)	123
9.	Jaycie Johnson (2013-14-15-16)	108
10.	Isabelle Morneau (1996-97-98-99)	106

Games Played

No.	Player (Years)	Games
1.	Meghan Anderson (1998-99-00-01)	94
	Becky Preston (1998-99-00-01)	94
	Christine Latham (1999-00-01-02)	94
4.	Sharolta Nonen (1996-97-98-99)	93
	Christine Gluck (1997-98-99-00)	93
	Kelly Rheem (1998-99-00-01)	93
	Shannon Tanaka (1998-99-00-01)	93
	Breanna Boyd (1999-00-01-02)	93
9.	Jenny Benson (1996-97-99-00)	92
10.	Isabelle Morneau (1996-97-98-99)	91
	Nikki Baker (2002-03-04-05)	91

Games Started

No.	Player (Years)	Starts
1.	Meghan Anderson (1998-99-00-01)	94
2.	Isabelle Morneau (1996-97-98-99)	91
	Jenny Benson (1996-97-99-00)	91
4.	Lindsay Eddleman (1996-97-98-99)	88
5.	Nikki Baker (2002-03-04-05)	81
6.	Kristen Gay (1995-96-97-98)	80
	Becky Hogan (1995-96-97-98)	80
	Aubrei Corder (2016-17-18-19)	80
9.	Stephanie Vacek (1994-95-96-97)	79
	Anna Caniglia (2006-07-08-09)	79
	Carly Peetz (2006-07-08-09)	79
	Jordan Jackson (2009-10-11-12-13)	79

Goals-Against Average

No.	Player (Years)	GAA
1.	Karina LeBlanc (1997-98-99-00)	0.54
2.	Rebecca Hornbacher (1996-97)	0.64
3.	Erin Miller (2000-01-02)	0.98
4.	Aubrei Corder (2016-17-18-19)	0.99
5.	Brittany Pfeil (2006-07-08)	1.00
	Alison Dudley (1994)	1.00
7.	Jamie Klages (2005-06)	1.14
8.	Michelle Denomme (1995-96)	1.18
9.	Sami Hauk (2021-22-23)	1.38
10.	Brooke Bredenber (2003)	1.39

Saves

No.	Player (Years)	Saves
1.	Emma Stevens (2010-11-12-13)	278
2.	Aubrei Corder (2016-17-18-19)	249
3.	Erin Miller (2000-01-02)	239
4.	Sami Hauk (2021-22-23)	210
5.	Karina LeBlanc (1997-98-99-00)	206

6.	Jamie Klages (2005-06)	156
7.	Katie Wright (2003-04)	153
8.	Rebecca Hornbacher (1996-97)	141
9.	Jessica Mills (2007-09)	124
10.	Tara Macdonald (2009-10)	115

Wins

No.	Player (Years)	Wins
1.	Karina LeBlanc (1997-98-99-00)	60
2.	Rebecca Hornbacher (1996-97)	41
3.	Emma Stevens (2010-11-12-13)	37
4.	Erin Miller (2000-01-02)	33
	Aubrei Corder (2016-17-18-19)	33
6.	Sami Hauk (2021-22-23)	28
7.	Jamie Klages (2005-06)	21
8.	Katie Wright (2003-04)	19
9.	Alison Dudley (1994)	14
	Tara Macdonald (2009-10)	14

Shutouts

No.	Player (Years)	Shutouts
1.	Karina LeBlanc (1997-98-99-00)	45.5
2.	Aubrei Corder (2016-17-18-19)	27.2
3.	Rebecca Hornbacher (1996-97)	25
4.	Erin Miller (2001-01-02)	21
5.	Michelle Denomme (1995-96)	12
6.	Emma Stevens (2010-11-12-13)	10.3
7.	Jamie Klages (2005-06)	10
8.	Katie Wright (2003-04-05)	8
9.	Tara Macdonald (2009-10)	4
	Jessica Mills (2007-08-09)	4

Minutes in Goal

No.	Player (Years)	Minutes
1.	Aubrei Corder (2016-17-18-19)	7,604
2.	Karina LeBlanc (1997-98-99-00)	6,308
3.	Emma Stevens (2010-11-12-13)	6,221
4.	Sami Hauk (2021-22-23)	4,846
5.	Erin Miller (2000-01-02)	4,396
6.	Rebecca Hornbacher (1996-97)	3,660
7.	Jamie Klages (2005-06)	3,617
8.	Katie Wright (2003-04-05)	2,920
9.	Jessica Mills (2007-08-09)	2,861
10.	Tara Macdonald (2009-10)	2,113

Games Started in Goal

No.	Player (Years)	Starts
1.	Aubrei Corder (2016-17-18-19)	80
2.	Karina LeBlanc (1997-98-99-00)	69
	Emma Stevens (2010-11-12-13)	69
4.	Sami Hauk (2021-22-23)	54
5.	Erin Miller (2000-01-02)	48
6.	Rebecca Hornbacher (1996-97)	46
7.	Jamie Klages (2005-06)	38
8.	Katie Wright (2003-04)	32
9.	Jessica Mills (2007-08-09)	30
10.	Tara Macdonald (2009-10)	24

Games Played in Goal

No.	Player (Years)	Games
1.	Karina LeBlanc (1997-98-99-00)	80
	Aubrei Corder (2016-17-18-19)	80
3.	Emma Stevens (2010-11-12-13)	73
4.	Sami Hauk (2021-22-23)	54
5.	Erin Miller (2000-01-02)	48
6.	Rebecca Hornbacher (1996-97)	46
7.	Jamie Klages (2005-06)	39
8.	Jessica Mills (2007-08-09)	38
9.	Katie Wright (2003-04)	35
10.	Michelle Denomme (1995-96)	27

Team Game Records

Nebraska

Points	39
(Nebraska 11, Arkansas-Little Rock 0, Aug. 27, 2000)	
Goals	11
3 times; most recent: (Nebraska 11, Drury 0, Sept. 3, 2000)	
Assists	17
(Nebraska 11, Arkansas-Little Rock 0, Aug. 27, 2000)	
Goalkeeper Saves	13
(Nebraska 0, Oklahoma 0, Oct. 14, 2010)	
Shots	60
(vs. Iowa State, Oct. 6, 1995)	
Shots on Goal	30
(vs. Arkansas-Little Rock, Aug. 27, 2000)	
Shots Allowed	33
(vs. Portland, Nov. 13, 2005)	
Shots on Goal Allowed	16
(at North Carolina, Sept. 7, 2003)	
Fewest Shots	2
(at North Carolina, Sept. 7, 2003) (at Baylor, Aug. 31, 2012)	
Fewest Shots Allowed	0
4 times; most recent: (vs. Oral Roberts, Sept. 3, 1999)	
Corner Kicks	27
(Nebraska 7, Belmont 0, Sept. 6, 2002) (Nebraska 2, Murray State 0, Sept. 21, 2003)	
Fouls	28
(vs. Missouri, Nov. 8, 1998)	
Goals, Defeat	4
(Penn State 5, Nebraska 4, Oct. 14, 2011)	
Goals Allowed	6
(Notre Dame 6, Nebraska 0, Nov. 23, 1997) (North Carolina 6, Nebraska 0, Sept. 7, 2003) (Florida 6, Nebraska 1, Aug. 31, 2008) (Minnesota 6, Nebraska 3, Oct. 28, 2011)	
Goals Allowed, Victory	4
(Nebraska 7, Kansas 4, Oct. 23, 2009) (Nebraska 5, Texas Tech 4, Oct. 3, 2010)	
Goals, First Half	7
(vs. Oklahoma State, Oct. 24, 1999) (vs. Arkansas-Little Rock, Aug. 27, 2000)	
Goals, Second Half	7
(Nebraska 10, Texas Tech 1, Nov. 3, 1999) (Nebraska 9, South Dakota 0, Sept. 18, 2009)	
Margin of Victory	11
3 times; most recent: (Nebraska 11, Drury 0, Sept. 3, 2000)	
Margin of Victory, Shutout	11
6 times; most recent: (Nebraska 11, Drury 0, Sept. 3, 2000)	
Margin of Victory, Home	11
3 times; most recent: (Nebraska 11, Drury 0, Sept. 3, 2000)	
Margin of Victory, Away	7
(Nebraska 7, Oklahoma 0, Oct. 26, 1997)	
Margin of Defeat	6
(Notre Dame 6, Nebraska 0, Nov. 23, 1997) (North Carolina 6, Nebraska 0, Sept. 7, 2003)	
Margin of Defeat, Shutout	6
(Notre Dame 6, Nebraska 0, Nov. 23, 1997) (North Carolina 6, Nebraska 0, Sept. 7, 2003)	
Margin of Defeat, Home	4
(Texas 4, Nebraska 0, Oct. 4, 2002) (Penn State 4, Nebraska 0, Oct. 12, 2012) (Ohio State 4, Nebraska 0, Oct. 14, 2012)	

Margin of Defeat, Away **6**
(Notre Dame 6, Nebraska 0, Nov. 23, 1997)
(North Carolina 6, Nebraska 0, Sept. 7, 2003)

Quickest Goal **0:19**
(Stacy Bartels, at Minnesota, Oct. 28, 2011)

Quickest Goal Allowed **0:39**
(Simone Kolander, vs. Minnesota, Nov. 6, 2013)

Quickest Goal, Second Half **45:23**
(Mayme Conroy, at Illinois, Sept. 29, 2013)

Quickest Goal Allowed, Second Half **45:19**
(Nkem Ezurike, vs. Michigan, Oct. 2, 2011)

Quickest Goal, Overtime **90:51**
(Aysha Jamani, vs. Baylor, Oct. 6, 2006)

Quickest Goal Allowed, Overtime **90:42**
(Courtney Gaines, at Texas, Oct. 7, 2007)

Shortest Span Between Goals **0:17**
(Brittany Timko vs. Iowa State, Sept. 26, 2004)

Shortest Span Between Goals Allowed **0:20**
(at Baylor, Sept. 2, 2018)

Both Teams

Attendance - Home **4,830**
(vs. North Carolina, Aug. 30, 2002)

Attendance - Away **5,108**
(at Brigham Young, Aug. 31, 2013)

Points **42**
(vs. Colorado (NU 36), Oct. 13, 1996)

Goals **12**
(vs. Colorado (W, 10-2), Oct. 13, 1996)

Assists **18**
(vs. Colorado (NU 16), Oct. 13, 1996)

Goalkeeper Saves **22**
(vs. Northern Colorado (NU 7), Sept. 16, 2012)

Shots **60**
(vs. Iowa State (NU 60), Oct. 6, 1995)
(vs. Arkansas-Little Rock (NU 59), Aug. 27, 2000)

Shots on Goal **30**
(vs. Arkansas-Little Rock (NU 30), Aug. 27, 2000)

Fewest Shots **13**
(vs. Santa Clara (NU 3), Sept. 19, 1999)
(vs. Ohio State (NU 5), Oct. 31, 2012)

Fewest Shots on Goal **4**
(vs. Montana (NU 2), Sept. 3, 2017)

Corner Kicks **27**
(vs. Minnesota (NU 19), Nov. 17, 1996)
(vs. Belmont (NU 27), Sept. 6, 2002)
(vs. Murray State (NU 27), Sept. 21, 2003)

Fouls **48**
(vs. Missouri (NU 28), Nov. 8, 1998)

Longest Game **150:00**
(vs. Notre Dame (4 OT), Nov. 28, 1999)

Team Season Records

Wins

No.	Year	Wins
1.	1996	23
2.	1999	22
	2000	22
4.	2013	19
5.	1997	18
6.	1998	17
	2001	17
	2023	17

Winning Percentage

No.	Year	Pct.	(Record)
1.	1996	.958	(23-1-0)
2.	1999	.920	(22-1-2)
3.	2000	.917	(22-2-0)
4.	1997	.818	(18-4-0)
5.	2013	.813	(19-4-1)
6.	1998	.795	(17-4-1)

Games Played

No.	Year	Games
1.	1999	25
	2002	25
3.	1996	24
	2000	24
	2013	24
	2023	24
7.	2001	23
	2004	23
	2005	23

Home Wins

No.	Year	Wins
1.	1996	13
2.	1997	12
	1999	12
	2001	12
5.	2000	11

Home Winning Percentage

No.	Year	Pct.	(Record)
1.	1996	1.000	(13-0-0)
	1997	1.000	(12-0-0)
	2001	1.000	(12-0-0)
4.	1999	.962	(12-0-1)
5.	2009	.909	(9-0-2)

Points

No.	Year	Points
1.	1999	316
2.	2000	298
3.	1996	251
4.	1998	225
5.	1997	224

Goals

No.	Year	Goals
1.	1999	108
2.	2000	95
3.	1996	92
4.	1997	82
5.	1998	76

Assists

No.	Year	Assists
1.	2000	108
2.	1999	100
3.	2023	74
4.	1998	73
5.	1996	67

Shots

No.	Year	Shots
1.	2000	656
2.	1999	587

3.	1996	534
4.	2001	532
5.	1997	483

Shots on Goal

No.	Year	SOG
1.	2000	323
2.	1996	314
3.	1999	309
4.	1998	249
5.	1997	241

Goals-Against Average

No.	Year	GAA
1.	2000	0.42
2.	1999	0.54
3.	1996	0.59
4.	2017	0.63
5.	1998	0.79

Goals Allowed

No.	Year	Goals
1.	2000	10
2.	2017	13
3.	1999	14
4.	1996	15
5.	1997	18
	1998	18

Saves

No.	Year	Saves
1.	2002	135
2.	2003	123
3.	2004	114
4.	2001	112
5.	2005	106

Shutouts

No.	Year	Shutouts
1.	2000	16
2.	1997	14
	2002	14
4.	1999	13
5.	1998	12

Shots Allowed

No.	Year	Shots
1.	1995	154
2.	1997	166
3.	2017	172
4.	1994	175
5.	1996	180

Shots on Goal Allowed

No.	Year	SOG
1.	2017	66
2.	1997	82
3.	1999	86
4.	2000	88
5.	1998	90

Corner Kicks

No.	Year	Corners
1.	2000	265
2.	1999	253
3.	2002	205
4.	1998	196
5.	2001	187

Home Attendance (Total)

No.	Year	Games	Total	Average
1.	1999	13	19,874	1,529
2.	2023	13	17,203	1,323
3.	2016	11	13,002	1,182
4.	2015	9	12,427	1,381
5.	1996	13	12,277	944
6.	2001	12	11,747	979

Softball Honors

Honda Award Winner (1)

- Denise Day (1985)

Two-Time First-Team All-American (1)

- Ali Viola (1996, 1998)

Three-Time All-Americans (2)

- Jennifer Lizama (1997 - 2nd, 1999 - 1st, 2000 - 2nd)
- Ali Viola (1995 - 2nd, 1996 - 1st, 1998 - 1st)

Two-Time All-Americans (8)

- Billie Andrews (2023 - 3rd; 2024 - 3rd)
- Denise Day (1984 - 2nd; 1985 - 1st)
- Tobin Echo-Hawk (1995 - 2nd; 1996 - 3rd)
- Tatum Edwards (2013 - 2nd; 2014 - 3rd)
- Taylor Edwards (2011 - 3rd; 2014 - 1st)
- Lori Richins (1986 - 1st; 1987 - 2nd)
- Lori Sippel (1986 - 2nd; 1987 - 2nd)
- Kiki Stokes (2015 - 3rd; 2016 - 3rd)

All-Americans (30)

First-Team (8)

- Denise Day (1985)
- Lori Richins (1986)
- Ali Viola (1996)
- Ali Viola (1998)
- Jenny Voss (1998)
- Jennifer Lizama (1999)
- Taylor Edwards (2014)
- MJ Knighten (2016)

Second-Team (12)

- Denise Day (1984)
- Lori Sippel (1986)
- Lori Richins (1987)
- Lori Sippel (1987)
- Tobin Echo-Hawk (1995)
- Ali Viola (1995)
- Jennifer Lizama (1997)
- Christie McCoy (1998)
- Jennifer Lizama (2000)
- Leigh Ann Walker (2000)
- Peaches James (2004)
- Tatum Edwards (2013)

Third-Team (10)

- Tobin Echo-Hawk (1996)
- Kim Ogee (2002)
- Anne Steffan (2005)
- Taylor Edwards (2011)
- Tatum Edwards (2014)
- Kiki Stokes (2015)
- Kiki Stokes (2016)
- Cam Ybarra (2022)
- Billie Andrews (2023)
- Billie Andrews (2024)

CSC Academic All-American of the Year (1)

- Lori Sippel (1988)

Two-Time First-Team CSC Academic All-American (1)

- Denise Day (1984, 1985)

Three-Time CSC Academic All-Americans (2)

- Lori Richins (1985, 1986, 1987)
- Denise McMillan (1992, 1993, 1994)

Two-Time CSC Academic All-Americans (4)

- Denise Day (1984, 1985)
- Margie Ogrodowicz (1987, 1988)
- Ann Halsne (1991, 1992)
- Molly Hill (2008, 2009)

CSC Academic All-Americans (31)

First-Team (8)

- Denise Day (1984)
- Denise Day (1985)
- Lori Richins (1986)
- Lori Sippel (1988)
- Jill Rishel (1990)
- Lizzy Rock (2006)
- Molly Hill (2009)
- Mattie Fowler (2016)

Second-Team (11)

- Lori Richins (1987)
- Margie Ogrodowicz (1987)
- Margie Ogrodowicz (1988)
- Janelle Frese (1989)
- Denise McMillan (1992)
- Denise McMillan (1993)
- Denise McMillan (1994)
- Kim Ogee (2002)
- Robin Mackin (2010)
- Ashley Hagemann (2011)
- Billie Andrews (2024)

Third-Team (9)

- Ruth Chatwin (1987)
- Ann Halsne (1991)
- Ann Halsne (1992)
- Karla Knicely (1996)
- Jenny Smith (1998)
- Jamie Fuente (2001)
- KoKo Tacha (2006)
- Molly Hill (2008)
- Nikki Haget (2011)

Honorable-Mention (3)

- Denice Feldhaus (1984)
- Shelby Mertins (1984)
- Lori Richins (1985)

WCWS All-Tournament

1984	Denice Feldhaus, 1B Ann Schroeder, 3B Peg Richardson, OF Ginger Cannon, 1B
1985	Lori Richins, 2B Stacy Sunny, OF Lisa Busby, C Lori Sippel, P
1987	Margie Ogrodowicz, OF
1988	Ali Viola, SS
1998	Taylor Edwards, C

NFCA All-Midwest Region

1987	Donna Deardorff Rhonda Gorraiz Margie Ogradowicz Lori Richins Lori Sippel	2015	MJ Knighten, 3B Cassie McClure, RHP/UTL Steph Pasquale, C Kiki Stokes, OF
1992	Kristen Davison	2016	Mattie Fowler, INF MJ Knighten, 3B Cassie McClure, RHP/UTL Kiki Stokes, OF
1994	Tobin Echo-Hawk Amy Offenbacker	2017	MJ Knighten, 3B Kaylan Jablonski, RHP/UTL (3rd) Alyvia Simmons, OF (3rd)
1995	Tobin Echo-Hawk, 3B Stacie Stafford, P Gloria Von Rentzell, 1B Ali Viola, SS Amy Offenbacker, OF Angela Blackwood, P (2nd)	2018	Kaylan Jablonski, RHP/UTL (2nd) Alyvia Simmons, OF (3rd)
1996	Tobin Echo-Hawk, 3B Ali Viola, SS Jenny Smith, C/UT Karla Knicely, CF (2nd) Gloria Von Rentzell, 1B (2nd)	2019	Bri Cassidy, C (3rd) Tristen Edwards, SS (3rd)
1997	Jennifer Lizama, SS Christie McCoy, DH/P Jenny Smith, C Jenny Voss, P (2nd)	2021	Tristen Edwards, OF (2nd) Courtney Wallace, RHP/UTL (2nd)
1998	Christie McCoy, DP Ali Viola, SS Jenny Voss, P Jennifer Lizama, 2B (2nd) Jenny Smith, C (2nd)	2022	Mya Felder, 1B Cam Ybarra, 2B Olivia Ferrell, RHP (2nd) Abbie Squier, OF (2nd) Billie Andrews, SS (3rd) Sydney Gray, 3B (3rd) Courtney Wallace, RHP/UTL (3rd)
1999	Jennifer Lizama, 2B Jenny Voss, P (2nd)	2023	Billie Andrews, SS Brooke Andrews, OF (2nd) Mya Felder, 1B (2nd) Katelyn Caneda, 2B (3rd)
2000	Jennifer Lizama, UT Leigh Ann Walker, P Jamie Fuente, 2B (2nd) Kim Ogee, OF (2nd) Jenny Voss, P (2nd)	2024	Billie Andrews, SS Sydney Gray, 3B (2nd) Ava Bredwell, C (3rd)
2001	Leigh Suhr, 2B (2nd) Kim Ogee, OF (2nd) Leigh Ann Walker, P (2nd)	First-Team All-Conference	
2002	Kim Ogee, OF Nicole Trimboli, 1B Peaches James, P (2nd) Leigh Ann Walker (2nd)	1984	Denise Day, SS Wendy Turner, OF Stacy Sunny, C Sandy Wolterman, P Lori Nilsen, DH
2003	Amanda Buchholz, SS Peaches James, UT Anne Steffan, 2B Lisa Wangler, OF Kim Ogee, OF (2nd)	1985	Denise Day, SS Ann Schroeder, 3B Lisa Busby, C Lori Sippel, P
2004	Peaches James, RHP Nicole Trimboli, OF Jessica Yoachim, 3B Anne Steffan, 2B (2nd) Trisha Tannahill, OF (2nd)	1986	Lori Sippel, P Jane Kremer, SS Lori Richins, 2B
2005	Anne Steffan, 2B Sheena Lawrick, 1B Ashley DeBuhr, RHP (2nd) Jessica Yoachim, 3B (2nd)	1987	Lori Sippel, P Lori Richins, 2B Jane Kremer, SS Leanna Miles, DH Margie Ogradowicz, OF Donna Deardorff, P
2006	Crystal Carwile, 1B Ashley DeBuhr, RHP Jessica Yoachim, 3B Lizzy Rock, OF (2nd)	1988	Lori Sippel, P Jane Kremer, SS Margie Ogradowicz, OF Ruth Chatwin, 3B Katy Wolda, C
2007	Ashley DeBuhr, RHP (2nd)	1989	Kris Vucurevic, C
2010	Julie Brechtel, 2B (2nd) Ashley Guile, C (2nd) Brooke Thomason, OF (2nd) Taylor Edwards, C	1991	Kristin Davidson, OF
2011	Ashley Hagemann, RHP (2nd)	1992	Shae Sloan, SS
2012	Ashley Hagemann, RHP (2nd)	1993	Tobin Echo-Hawk, 3B
2013	Tatum Edwards, RHP/UTL Emily Lockman, RHP Brooke Thomason, OF (2nd)	1994	Tobin Echo-Hawk, SS
2014	Hailey Decker, 2B Tatum Edwards, RHP/UTL Taylor Edwards, C Emily Lockman, RHP	1995	Ali Viola, SS (MVP) Tobin Echo-Hawk, 3B Amy Offenbacker, LF Angela Blackwood, UT Tobin Echo-Hawk, 3B Karla Knicely, CF Jenny Smith, UT Jennifer Lizama, SS Christie McCoy, DH/P Jenny Smith, C Jenny Voss, P
		1998	Jennifer Lizama, 2B Christie McCoy, DP Ali Viola, SS (MVP)

1999	Jenny Voss, P	3	Alicia Armstrong	4/6/14	at Illinois
2000	Jennifer Lizama, 2B	3	Bri Cassidy	2/8/19	vs. Lamar
	Leigh Ann Walker, P	3	Cam Ybarra	3/7/20	vs. Lehigh
	Jamie Fuente, 2B				
	Jennifer Lizama, 1B				
2001	Jenny Voss, P				
	Peaches James, P				
	Cindy Roethemeyer, 3B				
	Nicole Trimboli, OF				
	Leigh Ann Walker, RHP				
2002	Peaches James, RHP				
	Kim Ogee, OF				
2003	Peaches James, UT				
	Kim Ogee, OF				
	Anne Steffan, 2B				
	Amanda Buchholz, SS				
2004	Peaches James, RHP (MVP)				
	Trisha Tannahill, OF				
	Nicole Trimboli, OF				
	Jessica Yoachim, 3B				
2005	Jessica Yoachim, INF				
2006	Ashley DeBuhr, RHP				
	Lizzy Rock, OF				
	Jessica Yoachim, INF				
2007	Ashley DeBuhr, RHP				
2008	Crystal Carville, INF				
2009	Molly Hill, RHP				
2010	Ashley Guile, C				
2011	Ashley Hagemann, RHP				
2013	Tatum Edwards, RHP				
	Taylor Edwards, C				
2014	Hailey Decker, 2B				
	Tatum Edwards, RHP/UTL				
	Taylor Edwards, C				
2015	MJ Knighten, 3B				
	Steph Pasquale, C				
	Kiki Stokes, OF				
2016	MJ Knighten, 3B				
	Kiki Stokes, OF				
2018	Tristen Edwards, SS				
2019	Tristen Edwards, SS				
2021	Billie Andrews, SS				
	Tristen Edwards, OF				
2022	Abbie Squier, OF				
	Cam Ybarra, 2B				
2023	Katelyn Caneda, 2B				
	Billie Andrews, SS				
	Brooke Andrews, OF				
2024	Billie Andrews, SS				

Individual Records

Individual Hitting

Hits (seven innings or less)

5	Jessica Yoachim	2/19/05	vs. Texas-San Antonio
5	Lizzy Rock	2/24/06	vs. Illinois
5	Alivia Simmons	4/18/17	at Rutgers (Game 2)
5	Brooke Andrews	3/17/24	vs. Northern Colorado
4	65 times (last by Billie Andrews vs. Indiana, 5/10/24)		

Hits (any length game)

6	Ann Schroeder	5/8/82	vs. NE Missouri St. (22-inn.)
6	Cindy Aerni	5/8/82	vs. NE Missouri St. (22-inn.)

Consecutive Games Hitting Streak

26	Anne Steffan	Feb. 18-March 23, 2005
25	Taylor Edwards	May 30, 2013-March 8, 2014
23	Billie Andrews	Feb. 12, 2022-March 19, 2022
21	MJ Knighten	March 11-April 12, 2015

Runs (seven innings or less)

5	Kiki Stokes	4/3/16	at Maryland
4	18 times (last by Billie Andrews vs. N. Colorado, 3/17/22)		

Doubles (any length game)

3	Jamie Fuente	3/15/01	vs. Syracuse
3	Kim Ogee	4/13/03	vs. Texas Tech

3	Alicia Armstrong	4/6/14	at Illinois
3	Bri Cassidy	2/8/19	vs. Lamar
3	Cam Ybarra	3/7/20	vs. Lehigh

Triples (seven innings or less)

2	Margie Ogrodowicz	1988	vs. Creighton
2	Kim Ogee	2/18/00	vs. UC Santa Barbara
2	Courtney Wallace	2/8/19	vs. Lamar
2	Courtney Wallace	3/30/19	vs. Illinois

Home Runs (seven innings or less)

3	Christie McCoy	4/18/98	vs. Missouri
3	Kaylan Jablonski	3/17/18	at Cal State Fullerton
2	74 times (last by Billie Andrews vs. Indiana, 5/9/24)		

RBIs (seven innings or less)

8	Taylor Edwards	2/9/13	vs. Illinois-Chicago
8	Alicia Armstrong	4/16/16	vs. Omaha
8	Tristen Edwards	2/17/19	vs. Pittsburgh
7	Jenny Smith	4/6/96	vs. Kansas
7	Tatum Edwards	2/17/12	at New Mexico State
7	Tatum Edwards	4/12/14	vs. Iowa

Walks (any length game)

4	Sheena Lawrick	2/19/05	vs. Texas-San Antonio
4	Meghan Mullin	3/18/09	vs. South Dakota
4	Ashley Guile	2/19/10	vs. Central Michigan
4	Gabby Banda	2/12/12	vs. Georgia Tech
4	Taylor Edwards	4/24/14	at UNO
4	Alicia Armstrong	4/19/15	vs. Northwestern
4	MJ Knighten	4/17/16	vs. Northwestern
4	Billie Andrews	4/1/22	vs. Rutgers
4	Billie Andrews	4/2/22	vs. Rutgers

Stolen Bases (seven innings or less)

4	Kelly Erisman	1981	vs. Kansas State
4	Denise Day	1982	vs. Iowa State

Individual Pitching

Innings (by one pitcher)

19	Jeanne Wagner	5/8/82	vs. Northeast Missouri State
19	Sandy Wolterman	5/7/83	vs. UC Santa Barbara

Strikeouts (any length game)

23	Lori Sippel	4/24/88	vs. Indiana State (12 inn.)
----	-------------	---------	-----------------------------

Strikeouts (seven innings or less)

19	Ashley Hagemann	2/7/09	vs. North Dakota
----	-----------------	--------	------------------

All-Time Nebraska No-Hitters (40)

Rhonda Revelle	4/10/81	Wayne State (7-0)
Sandy Wolterman	4/16/82	SW Missouri State (1-0)
Jeanne Wagner	5/8/82	UNO (3-2)
Sandy Wolterman	5/8/82	Northwestern (5-0)
Shelby Mertins	3/8/84	Mesa College (1-0)
Shelby Mertins	4/12/84	Grandview (5-0)
Lori Sippel	3/21/85	Cal St. Northridge (3-0)
Lori Sippel	5/23/85	La. Tech (6-0) (WCWS)
Lori Sippel	4/9/86	Drake (2-0) (PERFECT GAME)
Lori Sippel	4/11/87	Utah (9-0) (5 inn.)
Lori Sippel	3/18/88	Baylor (5-0)
Lori Sippel	4/24/88	Indiana State (1-0) (12 inn.)
Stephanie Skegas	4/15/89	Kansas (3-0)
Stephanie Skegas	3/16/90	Furman (1-0)
Marie Bowie	4/8/90	Pittsburg State (12-0) (5 inn.)
Stacie Stafford	4/27/96	Texas Tech (10-0) (5 inn.)
Jenny Voss	3/2/97	Nicholls State (8-0)
Jenny Voss	3/18/99	San Jose State (4-0)
Leigh Ann Walker/	5/13/99	vs. Kansas (1-0)
Jenny Voss		
Jenny Voss	3/17/00	SE Missouri St. (7-2)
Penny Cope	3/18/00	Drake (5-0) (5 inn.)
Peaches James/	3/16/02	IUPUI (11-0) (5 inn.)
Lisa Wangler		
Summer Tobias	3/18/03	UMKC (9-0) (5 inn.)
Peaches James	4/10/03	Kansas (8-0) (5 inn.)
Peaches James	2/20/04	Houston (2-0)

Summer Tobias	3/7/04	Utah (12-0) (5 inn.)
Summer Tobias	3/13/04	Florida A&M (8-0) (5 inn.)
Peaches James	5/14/04	Oklahoma (7-0) (PERFECT GAME)
Ashley DeBuhr	4/13/05	Iowa State (2-0) (PERFECT GAME)
Molly Hill	4/12/06	South Dakota St. (8-0) (5 inn.)
Ashley DeBuhr	4/26/06	Kansas (1-0)
Ashley DeBuhr	4/1/07	Texas Tech (6-0)
Alex Hupp	3/8/08	Northern Colorado (8-0) (5 inn.)
Ashley Hagemann	4/6/12	Illinois (11-0) (6 inn.)
Emily Lockman	2/16/13	Utah State (9-0) (6 inn.)
Tatum Edwards	2/23/14	Boise State (4-0) (6 inn.)
Tatum Edwards	5/17/14	Bradley (9-0) (5 inn.)
Kaylan Jablonski/	2/7/15	vs. Montana (13-4) (6 inn.)
Cassie McClure		
Kaylan Jablonski	4/29/16	vs. Purdue (8-0) (5 inn.)
Sarah Harness	2/24/23	at New Mexico State (5-0)

Team Records

Hits

22	2/24/96	vs. Creighton (7 inn.)
----	---------	------------------------

Home Runs

6	2/24/96	vs. Creighton (7 inn.)
---	---------	------------------------

Runs

26	4/3/16	vs. Maryland (26-4, 5 inn.)
----	--------	-----------------------------

Runs (by both teams)

30	4/3/16	vs. Maryland (26-4, 5 inn.)
----	--------	-----------------------------

RBIs

23	4/3/16	vs. Maryland (26-4, 5 inn.)
----	--------	-----------------------------

Double Plays

3	10 times	(last at Michigan, 4/20/24)
---	----------	-----------------------------

Largest Margin of Victory

23	4/11/96	vs. UMKC (23-0, 5 inn.)
----	---------	-------------------------

Innings

22	5/8/82	vs. Northeast Missouri State
----	--------	------------------------------

Team Hitting

Batting Average

1. .337	2015 (524/1,554)
2. .315	1995 (538/1,706)
3. .310	2022 (482/1,557)
4. .308	2023 (479/1,556)
5. .303	1996 (551/1,820)

Hits

1. 551	1996
2. 538	1995
3. 524	2015
4. 499	2000
5. 498	2014

Runs Scored

1. 400	2015
2. 358	1996
3. 352	2014
4. 342	2022
5. 333	1995

Doubles

1. 94	1995
94	2023
3. 90	2014
4. 89	2024
5. 83	2015

Triples

1. 29	1979
2. 27	1980
3. 25	1978
4. 22	1986
5. 20	1994

Home Runs

1. 76	2022
2. 73	2014
3. 65	2016
4. 63	2023
5. 62	1998

Extra-Base Hits

1. 173	2014
2. 171	2022
3. 164	2023
4. 156	2024
5. 150	1995

RBIs

1. 370	2015
2. 325	2014
3. 321	1996
4. 317	2022
5. 299	2016

Slugging Percentage

1. .523	2022
2. .505	2015
3. .499	2023
4. .495	2014
5. .487	2024

Total Bases

1. 827	2014
2. 815	2022
3. 789	1995
4. 785	2015
5. 776	1996
776	2023

On-Base Percentage

1. .431	2015
2. .391	2011
3. .390	2016
4. .389	2012
5. .388	2014

Walks

1. 217	2015
2. 215	2013
3. 204	2012
4. 203	1996
5. 202	2000

Hit-by-Pitches

1. 60	2010
2. 52	2015
3. 51	2016
4. 49	2014
5. 48	2009

Stolen Bases

1. 128	2002
2. 124	1990
3. 109	2000
4. 100	1992
5. 95	2001

Sacrifices

1. 96	1982
2. 91	1981
3. 71	1989
4. 70	1987
70	2000
70	2007

Team Pitching

Earned Run Average

1. 0.56	1987
2. 0.65	1985
3. 0.67	1984
4. 0.68	1986
5. 0.92	1988

Strikeouts

1.	502	2001
2.	476	2006
3.	467	2004
4.	455	2007
5.	453	2000

Shutouts

1.	27	2000
	27	2002
3.	26	2004
4.	24	2001
5.	23	1984
	23	1985
	23	1987

Complete Games

1.	51	2004
2.	50	1988
3.	47	1989
4.	46	1998
5.	45	2013

Saves

1.	17	1983
2.	13	1984
3.	9	2018
4.	8	1986
	8	2010

Overall**Games Played**

1.	73	2000
2.	66	2001
3.	65	1996
4.	64	2002
5.	63	1995

Victories

1.	52	2000 (52-21)
2.	51	2001 (51-15)
3.	50	2002 (50-14)
4.	48	1998 (48-12)
5.	45	2004 (45-17)
	45	2013 (45-16)

Winning Percentage

1.	.800	1998 (48-12)
2.	.792	1986 (38-10)
3.	.788	1987 (41-11)
4.	.786	2006 (44-12)
5.	.781	2002 (50-14)

Winning Streak

1.	23	Feb. 22-March 27, 2002
2.	18	March 9-30, 2001
	18	March 18-April 17, 2022
4.	17	April 11-May 20, 1987
	17	April 15-May 24, 1984
	17	April 1-29, 2001

Losing Streak

1.	12	March 9-26, 2019
2.	10	April 17-26, 1993
	10	March 5-26, 1994
	10	Feb. 9-25, 2017
5.	8	April 20-May 5, 2018

Individual Season Records**Batting****Batting Average (min. 100 at bats)**

1.	Tobin Echo-Hawk, 1994	.439 (68-155)
2.	Ali Viola, 1995	.437 (87-199)
3.	Ali Viola, 1998	.424 (72-170)
4.	Ali Viola, 1996	.421 (85-202)
5.	MJ Knighten, 2015	.412 (82-199)
6.	Kiki Stokes, 2016	.409 (74-181)
7.	Kiki Stokes, 2015	.407 (72-177)

8.	Tobin Echo-Hawk, 1995	.405 (85-210)
9.	Anne Steffan, 2005	.388 (80-206)
10.	Jennifer Lizama, 1999	.387 (63-163)
11.	Billie Andrews, 2024	.383 (67-175)
12.	Ashley Guile, 2010	.382 (60-157)
13.	Steph Pasquale, 2015	.379 (61-161)
14.	Lizzy Rock, 2005	.378 (62-164)
15.	Jennifer Lizama, 2000	.378 (68-180)
16.	MJ Knighten, 2016	.376 (64-170)
17.	Tristen Edwards, 2019	.376 (56-149)
18.	Gloria Von Rentzell, 1995	.373 (66-177)
19.	Mya Felder, 2022	.373 (60-161)
20.	Jennifer Lizama, 1997	.372 (64-172)

At Bats

1.	Kim Ogee, 2000	221
2.	Hailey Decker, 2014	217
3.	Karla Knicely, 1996	212
	Gloria Von Rentzell, 1996	212
5.	Amber Burgess, 2000	211
6.	Tobin Echo-Hawk, 1995	210
7.	Tobin Echo-Hawk, 1996	209
8.	Anne Steffan, 2004	208
9.	Kim Ogee, 2001	207
10.	Leigh Suhr, 2001	206
	Anne Steffan, 2005	206

Hits

1.	Ali Viola, 1995	87
2.	Tobin Echo-Hawk, 1995	85
	Ali Viola, 1996	85
4.	MJ Knighten, 2015	82
5.	Anne Steffan, 2005	80
	Hailey Decker, 2014	80
7.	Anne Steffan, 2004	74
	Kim Ogee, 2000	74
	Kiki Stokes, 2016	74
10.	Ali Viola, 1998	72
	Kiki Stokes, 2015	72

Runs Scored

1.	Kiki Stokes, 2015	66
2.	Tobin Echo-Hawk, 1996	61
	MJ Knighten, 2016	61
4.	Ali Viola, 1996	59
5.	Taylor Edwards, 2014	58
	Kiki Stokes, 2016	58
7.	Tobin Echo-Hawk, 1995	55
	Jennifer Lizama, 1998	55
	Kim Ogee, 2002	55
	Billie Andrews, 2024	55

Doubles

1.	Tobin Echo-Hawk, 1995	22
2.	Ali Viola, 1995	21
	Hailey Decker, 2014	21
4.	Kim Ogee, 2003	16
	Alivia Simmons, 2017	16
6.	Jane Kremer, 1988	15
	Ashley Guile, 2010	15
8.	Tobin Echo-Hawk, 1994	14
	Ali Viola, 1996	14
	Crystal Carwile, 2007	14
	Brooke Thomason, 2010	14
	Gabby Banda, 2012	14
	Brooke Thomason, 2012	14
	Taylor Edwards, 2013	14
	Cam Ybarra, 2022	14
	Caitlynn Neal, 2023	14
	Ava Bredwell, 2024	14
	Samantha Bland, 2024	14

Triples

1.	Kathy Foley, 1980	10
2.	Margie Ogradowicz, 1988	9
3.	Kathy Foley, 1979	6
	Julie Uryasz, 1979	6
	Laura Lowe, 1980	6

- Margie Ogradowicz, 1986
 7. Shelley Scott, 1978
 Julie Uryasz, 1978
 Kiki Stokes, 2015
 10. Betsy Anderson, 1977
 Denise Day, 1985
 Denise McMillan, 1993
 Sherry Allcorn, 1994
 Denise McMillan, 1994
 Lisa Wangler, 2002
 Kiki Stokes, 2014
 MJ Knighten, 2015
 Alyvia Simmons, 2018
 Courtney Wallace, 2019

Home Runs

1. Ali Viola, 1998 22
 2. MJ Knighten, 2016 21
 3. Billie Andrews, 2022 20
 4. Taylor Edwards, 2011 18
 Taylor Edwards, 2014 18
 Billie Andrews, 2024 18
 7. Christie McCoy, 1998 17
 8. Jennifer Lizama, 1999 16
 Billie Andrews, 2023 16
 10. Ali Viola, 1996 15
 Jamie Fuente, 2000 15
 Tristen Edwards, 2019 15

RBIs

1. Ali Viola, 1995 72
 2. Ali Viola, 1996 71
 3. Taylor Edwards, 2011 67
 4. MJ Knighten, 2015 60
 MJ Knighten, 2016 60
 6. Brooke Thomason, 2013 58
 7. Ali Viola, 1998 57
 8. Jenny Smith, 1996 54
 Taylor Edwards, 2013 54
 Steph Pasquale, 2015 54

Total Bases

1. Ali Viola, 1996 150
 2. Ali Viola, 1995 149
 3. Ali Viola, 1998 147
 4. Hailey Decker, 2014 143
 5. MJ Knighten, 2016 135
 Billie Andrews, 2024 135
 7. Tobin Echo-Hawk, 1995 129
 8. Billie Andrews, 2022 128
 Billie Andrews, 2023 128
 10. Taylor Edwards, 2014 127

Slugging Percentage (min. 100 at bats)

1. Ali Viola, 1998 .865 (147/170)
 2. MJ Knighten, 2016 .794 (135/170)
 3. Billie Andrews, 2024 .771 (135-175)
 4. Tristen Edwards, 2019 .758 (113-149)
 5. Ali Viola, 1995 .749 (149/199)
 6. Jennifer Lizama, 1999 .748 (122/163)
 7. Ali Viola, 1996 .743 (150/202)
 8. Taylor Edwards, 2011 .738 (118/160)
 9. Billie Andrews, 2022 .715 (128-179)
 10. Kiki Stokes, 2015 .701 (124/177)

Stolen Bases

1. Anne Steffan, 2005 32
 Jessica Yoachim, 2006 32
 3. Kim Ogee, 2002 31
 4. Anne Steffan, 2004 29
 Joy Rishel, 1990 29
 6. Jennifer Lizama, 2000 27
 Kim Ogee, 2001 27
 Jessica Yoachim, 2005 27
 9. Jennifer Lizama, 1999 25
 Lizzy Rock, 2006 25

Walks

1. Gabby Banda, 2013 41
 Taylor Edwards, 2014 41
 3. Ali Viola, 1998 40
 Jennifer Lizama, 1999 40
 Taylor Edwards, 2012 40
 6. Ali Viola, 1996 39
 MJ Knighten, 2016 39
 8. Amy Offenbacher, 1995 38
 9. Kim Ogee, 2002 37
 Taylor Edwards, 2011 37
 Billie Andrews, 2022 37

Hit by Pitch

1. Kiki Stokes, 2015 17
 Tristen Edwards, 2021 17
 3. Taylor Edwards, 2013 16
 4. Alicia Armstrong, 2016 15
 5. Taylor Edwards, 2014 13
 6. Julie Brechtel, 2010 11
 Ashley Guile, 2010 11
 8. Trisha Tannahill, 2006 10
 Austen Urness, 2014 10
 Alicia Armstrong, 2015 10
 Abbie Squier, 2023 10
 Ava Bredwell, 2024 10

Sacrifices

1. Lizzy Rock, 2005 27
 2. Deanne Carr, 1982 22
 3. Deanna Mays, 1989 21
 4. Denise Feldhaus, 1984 20
 Gloria Von Rentzell, 1996 20
 6. Jessica Yoachim, 2005 19
 7. Rockie Candelario, 1981 18
 Meghan Mullin, 2007 18
 9. Kris Hermanson, 1979 17
 10. Ruth Chatwin, 1988 16
 Tobin Echo-Hawk, 1996 16

Games Played

1. Amber Burgess, 2000 73
 Jamie Fuente, 2000 73
 Jennifer Williams, 2000 73
 4. Kim Ogee, 2000 72
 5. Jill Baker, 2000 69
 6. Ginger Taylor, 2000 68
 7. Amanda Buchholz, 2001 66
 Amber Burgess, 2001 66
 Jamie Fuente, 2001 66
 Kim Ogee, 2001 66
 Cindy Roethemeyer, 2001 66
 Leigh Suhr, 2001 66

Fielding

Putouts

1. Jamie Fuente, 1998 519
 2. Deanna Mays, 1989 470
 3. Gloria Von Rentzell, 1995 465
 4. Amber Burgess, 2001 455
 5. Amber Burgess, 2000 435
 6. Dawna Tyson, 2014 427
 7. Jamie Fuente, 1999 413
 Mya Felder, 2023 413
 9. Mattie Fowler, 2016 411
 10. Jamie Fuente, 2000 409
 Taylor Edwards, 2011 409

Assists

1. Tobin Echo-Hawk, 1996 170
 2. Ali Viola, 1995 160
 Cindy Roethemeyer, 1998 160
 4. Shae Sloan, 1992 154
 5. Tobin Echo-Hawk, 1995 151
 6. Ali Viola, 1996 150
 Alicia Armstrong, 2013 150
 8. Denise Day, 1984 147

9. MJ Knighten, 2014	146
10. Alicia Armstrong, 2014	143

Fielding Percentage (min. 150 chances)

1. Mattie Fowler, 2016	1.000 (435)
Jenny Smith, 1996	1.000 (272)
Ava Bredwell, 2024	1.000 (185)
4. Jamie Fuente, 2000	.998 (430)
5. Madi Unzicker, 2018	.997 (363)
6. Mary K. Wolda, 1986	.996 (236)
7. Jamie Waldecker, 2005	.995 (435)
8. Kris Vucurevic, 1991	.995 (202)
9. Denice Feldhaus, 1984	.994 (359)
Sheena Lawrick, 2005	.994 (358)
Crystal Carwile, 2006	.994 (353)

Pitching

Victories

1. Jenny Voss, 1998 (40-9)	40
2. Peaches James, 2004 (37-9)	37
3. Ashley Hagemann, 2011 (31-13)	31
4. Tatum Edwards, 2013 (30-10)	30
5. Leigh Ann Walker, 2002 (28-5)	28
6. Ashley DeBuhr, 2006 (26-10)	26
7. Molly Hill, 2009 (25-15)	25
Courtney Wallace, 2023 (25-16)	25
9. Mori Emmons, 1984 (24-5)	24
Jenny Voss, 1997 (24-19)	24
Ashley DeBuhr, 2005 (24-21)	24
Tatum Edwards, 2014 (24-13)	24

Winning Percentage (min. 10 decisions)

1. Molly Hill, 2006	.900 (18-2)
2. Lori Sippel, 1987	.870 (20-3)
3. Marlys Handley, 1986	.867 (13-2)
4. Leigh Ann Walker, 2002	.848 (28-5)
5. Mori Emmons, 1984	.828 (24-5)
6. Jenny Voss, 1998	.816 (40-9)
7. Peaches James, 2004	.804 (37-9)
8. Mori Emmons, 1985	.800 (12-3)
Emily Lockman, 2014	.800 (20-5)
10. Summer Tobias, 2003	.789 (15-4)

Innings Pitched

1. Jenny Voss, 1998	340.1
2. Peaches James, 2004	298.1
3. Jenny Voss, 1997	295.1
4. Ashley DeBuhr, 2005	288.2
5. Ashley Hagemann, 2011	276.1
6. Ashley Hagemann, 2012	261.1
7. Molly Hill, 2009	257.1
8. Tatum Edwards, 2013	253.1
9. Lori Sippel, 1988	245.2
10. Peaches James, 2003	243.2

Earned Run Average (min. 100 innings)

1. Lori Sippel, 1986	0.37 (7/133.0)
2. Lori Sippel, 1987	0.38 (9/168.0)
3. Jeanne Wagner, 1982	0.41 (11/187.0)
4. Lori Sippel, 1985	0.42 (9/148.7)
5. Donna Deardorff, 1987	0.43 (9/147.0)
6. Mori Emmons, 1984	0.56 (17/213.3)
7. Peaches James, 2004	0.70 (30/298.1)
8. Mori Emmons, 1985	0.73 (11/105.0)
9. Lori Sippel, 1988	0.83 (29/215.7)
10. Stephanie Skegas, 1991	0.87 (21/169.0)

Strikeouts

1. Peaches James, 2004	394
2. Ashley Hagemann, 2011	344
3. Ashley DeBuhr, 2005	335
4. Ashley Hagemann, 2012	320
5. Ashley DeBuhr, 2006	304
6. Lori Sippel, 1988	285
7. Leigh Ann Walker, 2001	278
8. Ashley DeBuhr, 2007	268
9. Peaches James, 2003	250
10. Jenny Voss, 1998	235

Walk Percentage (min. 100 innings)

1. Mori Emmons, 1985	0.467 (7/105.0)
2. Mori Emmons, 1984	0.689 (21/213.1)
3. Stephanie Skegas, 1991	0.746 (18/169.0)
4. Lori Sippel, 1986	0.789 (15/133.0)
5. Alison Bodley, 1979	1.067 (16/105.0)
6. Summer Tobias, 2003	1.140 (22/134.2)
7. Rhonda Revelle, 1981	1.130 (22/136.1)
8. Sandy Wolterman, 1981	1.184 (35/207.0)
9. Jenny Voss, 1998	1.234 (60/340.1)
10. Ashley DeBuhr, 2006	1.283 (42/229.1)

Shutouts

1. Peaches James, 2004	18
2. Lori Sippel, 1988	14
Jenny Voss, 1998	14
4. Lori Sippel, 1987	12
Leigh Ann Walker, 2002	12
Ashley DeBuhr, 2006	12
7. Donna Deardorff, 1987	10
Jenny Voss, 2000	10
Tatum Edwards, 2013	10
10. Marlys Handley, 1986	9
Peaches James, 2002	9
Peaches James, 2003	9
Tatum Edwards, 2014	9

Saves

1. Rhonda Revelle, 1983	7
2. Mori Emmons, 1984	6
Sandy Wolterman, 1984	6
Lori Sippel, 1987	6
Kaylan Jablonski, 2018	6
6. Mori Emmons, 1983	5
Ashley Hagemann, 2010	5
Cassie McClure, 2015	5
Cassie McClure, 2016	5
10. Sandy Wolterman, 1983	4
Lori Sippel, 1986	4
Stacie Stafford, 1995	4
Jenny Voss, 2000	4
Peaches James, 2002	4
Ashley DeBuhr, 2007	4
Tatum Edwards, 2014	4
Courtney Wallace, 2022	4
Kaylin Kinney, 2024	4

Complete Games

1. Jenny Voss, 1998	46
2. Peaches James, 2004	39
3. Jenny Voss, 1997	36
4. Ashley Hagemann, 2012	34
5. Ashley DeBuhr, 2005	32
Ashley Hagemann, 2011	32
7. Tatum Edwards, 2013	30
8. Lori Sippel, 1988	29
Tatum Edwards, 2014	29
10. Jenny Voss, 1999	27
Peaches James, 2003	27
Molly Hill, 2009	27

Individual Career Records

Batting

Batting Average (min. 250 at bats)

1. Ali Viola, 1995-98	.418 (263/629)
2. Tobin Echo-Hawk, 1993-96	.379 (266/702)
3. Jennifer Lizama, 1997-2000	.378 (254/710)
4. Lizzy Rock, 2005-06	.374 (133/356)
5. MJ Knighten, 2014-17	.357 (253/709)
6. Kiki Stokes, 2013-16	.350 (233/665)
7. Mya Felder, 2022-23	.350 (119-340)
8. Tristen Edwards, 2017-21	.349 (213-610)
9. Billie Andrews, 2021-24	.347 (238-685)
10. Anne Steffan, 2002-05	.347 (217/625)
11. Lisa Wangler, 2000-03	.346 (121/350)
12. Denise Day, 1982-85	.336 (186/553)
13. Margie Ogrodowicz, 1986-88	.334 (170/509)

14. Christie McCoy, 1997-98	.332 (102/307)
15. Nikki Haget, 2009-12	.332 (181/546)
16. Kim Ogee, 2000-03	.331 (263/795)
17. Cam Ybarra, 2020-22	.331 (131-396)
18. Meghan Mullin, 2006-09	.329 (176/535)
19. Taylor Edwards, 2011-14	.327 (220/673)
20. Alicia Armstrong, 2013-16	.326 (221/678)

At Bats

1. Kim Ogee, 2000-03	795
2. Nicole Trimboli, 2001-04	772
3. Amber Burgess, 2000-03	748
4. Jamie Fuente, 1998-2001	722
5. Jennifer Lizama, 1997-2000	710
6. MJ Knighten, 2014-17	709
7. Tobin Echo-Hawk, 1993-96	702
8. Billie Andrews, 2021-24	685
9. Leigh Suhr, 1999-2002	680
10. Alicia Armstrong, 2013-16	678

Hits

1. Tobin Echo-Hawk, 1993-96	266
2. Kim Ogee, 2000-03	263
Ali Viola, 1995-98	263
4. Jennifer Lizama, 1997-2000	254
5. MJ Knighten, 2014-17	253
6. Billie Andrews, 2021-24	238
7. Kiki Stokes, 2013-16	233
8. Nicole Trimboli, 2001-04	232
9. Alicia Armstrong, 2013-16	221
10. Taylor Edwards, 2011-14	220

Runs Scored

1. Kiki Stokes, 2013-16	200
2. Jennifer Lizama, 1997-2000	199
3. Billie Andrews, 2021-24	191
4. MJ Knighten, 2014-17	183
5. Kim Ogee, 2000-03	182
6. Taylor Edwards, 2011-14	177
7. Tristen Edwards, 2017-21	169
8. Tobin Echo-Hawk, 1993-96	168
9. Ali Viola, 1995-98	157
10. Jessica Yoachim, 2003-06	145

Doubles

1. Tristen Edwards, 2017-21	49
2. Kim Ogee, 2000-03	48
Tobin Echo-Hawk, 1993-96	48
Ali Viola, 1995-98	48
5. Brooke Thomason, 2010-13	43
6. Jane Kremer, 1986-89	41
Crystal Carwile, 2006-09	41
Taylor Edwards, 2011-14	41
9. Alyvia Simmons, 2016-19	40
10. Tatum Edwards, 2011-14	38

Triples

1. Kathy Foley, 1977-80	22
2. Julie Uryasz, 1977-80	17
Margie Ogradowicz, 1986-88	17
4. Denise Day, 1982-85	15
5. Kiki Stokes, 2013-16	13
6. Kris Hermanson, 1977-79	10
Jennifer Lizama, 1997-2000	10
8. Shelley Scott, 1978-81	9
9. Denise McMillan, 1991-94	8
Alyvia Simmons, 2016-19	8

Home Runs

1. Billie Andrews, 2021-24	61
2. Taylor Edwards, 2011-14	54
3. Ali Viola, 1995-98	53
4. Tristen Edwards, 2017-21	49
5. Jennifer Lizama, 1997-2000	47
6. Tatum Edwards, 2011-14	46
7. MJ Knighten, 2014-17	41
8. Brooke Thomason, 2010-13	35
9. Crystal Carwile, 2006-09	32
10. Jenny Smith, 1995-98	31

Extra-Base Hits

1. Ali Viola, 1995-98	105
2. Billie Andrews, 2021-24	100
3. Tristen Edwards, 2017-21	99
4. Taylor Edwards, 2011-14	95
5. Jennifer Lizama, 1997-2000	93
6. Tatum Edwards, 2011-14	85
7. MJ Knighten, 2014-17	81
8. Brooke Thomason, 2010-13	78
9. Crystal Carwile, 2006-09	74
10. Kim Ogee, 2000-03	69

RBIs

1. Ali Viola, 1995-98	213
2. Taylor Edwards, 2011-14	202
3. MJ Knighten, 2014-17	186
4. Brooke Thomason, 2010-13	177
5. Nicole Trimboli, 2001-04	173
6. Tatum Edwards, 2011-14	158
7. Tristen Edwards, 2017-21	157
Billie Andrews, 2021-24	157
9. Crystal Carwile, 2006-09	141
10. Jenny Smith, 1995-98	137

Total Bases

1. Ali Viola, 1995-98	478
2. Billie Andrews, 2021-24	465
3. Jennifer Lizama, 1997-2000	451
4. Taylor Edwards, 2011-14	423
MJ Knighten, 2014-17	423
6. Tristen Edwards, 2017-21	411
7. Tobin Echo-Hawk, 1993-96	378
8. Kim Ogee, 2000-03	369
9. Tatum Edwards, 2011-14	367
10. Brooke Thomason, 2010-13	360

Slugging Percentage (min. 250 at bats)

1. Ali Viola, 1995-98	.760 (478/629)
2. Billie Andrews, 2021-24	.679 (465/685)
3. Tristen Edwards, 2017-21	.674 (411/610)
4. Christie McCoy, 1997-98	.642 (197/307)
5. Jennifer Lizama, 1997-2000	.635 (451/710)
6. Taylor Edwards, 2011-14	.629 (423/673)
7. MJ Knighten, 2014-17	.597 (423/709)
8. Denise Day, 1982-85	.579 (320/553)
9. Tatum Edwards, 2011-14	.566 (367/648)
10. Hailey Decker, 2013-14	.558 (215/385)

Stolen Bases

1. Kim Ogee, 2000-03	100
2. Jennifer Lizama, 1997-2000	91
3. Jessica Yoachim, 2003-06	83
4. Anne Steffan, 2002-05	81
5. Kiki Stokes, 2013-16	67
6. Margie Ogradowicz, 1986-88	60
7. Leigh Suhr, 1999-2002	57
8. Meghan Mullin, 2006-09	54
9. Kristin Davidson, 1989-92	51
10. Billie Andrews, 2021-24	50

Walks

1. Taylor Edwards, 2011-14	150
2. Jennifer Lizama, 1997-2000	124
3. Kiki Stokes, 2013-16	120
4. Tristen Edwards, 2017-21	118
5. Ali Viola, 1995-98	116
6. Kim Ogee, 2000-03	115
7. Ashley Guile, 2008-12	103
8. MJ Knighten, 2014-17	101
9. Billie Andrews, 2021-24	97
10. Gabby Banda, 2010-13	96
Brooke Thomason, 2010-13	96

Hit by Pitch

1. Taylor Edwards, 2011-14	39
Tristen Edwards, 2017-21	39
3. Julie Brechtel, 2008-11	34
4. Kiki Stokes, 2013-16	33
5. Alicia Armstrong, 2013-16	29

6. Ashley Guile, 2008-12	26
7. Crystal Carwile, 2006-09	23
8. Devin Porter, 2004-07	22
Gabby Banda, 2010-13	22
Madi Unzicker, 2015-19	22
Abbie Squier, 2021-present	22

Sacrifices

1. Jessica Yoachim, 2003-06	44
2. Gloria Von Rentzell, 1993-96	41
3. Ann Schroeder, 1982-85	39
Kris Vucurevic, 1990-93	39
5. Tobin Echo-Hawk, 1993-96	38
6. Ruth Chatwin, 1986-89	37
7. Meghan Mullin, 2006-09	34
Gabby Banda, 2010-13	34
9. Deanne Carr, 1980-82	32
Denise Day, 1982-85	32
Lizzy Rock, 2005-06	32

Games Played

1. Kim Ogee, 2000-03	258
2. Amber Burgess, 2000-03	255
3. Cindy Roethemeyer, 1998-2002	252
4. Jamie Fuente, 1998-2001	251
5. Nicole Trimboli, 2001-04	246
6. Amanda Buchholz, 2000-03	235
Leigh Suhr, 1999-2002	235
Kiki Stokes, 2013-16	235
9. Taylor Edwards, 2011-14	233
10. Jennifer Lizama, 1997-2000	232

Pitching

Victories

1. Jenny Voss, 1997-2000	110
2. Peaches James, 2001-04	98
3. Leigh Ann Walker, 1999-2002	81
4. Molly Hill, 2006-09	75
Ashley Hagemann, 2009-12	75
Lori Sippel, 1985-88	73
7. Ashley DeBuhr, 2004-07	70
Tatum Edwards, 2011-14	70
9. Emily Lockman, 2013-16	63
10. Courtney Wallace, 2019-23	60

Winning Percentage (min. 30 decisions)

1. Mori Emmons, 1982-85	.816 (40-9)
2. Leigh Ann Walker, 1999-2002	.764 (81-25)
3. Lori Sippel, 1985-88	.760 (73-23)
4. Jeanne Wagner, 1982-83	.750 (27-9)
5. Donna Deardorff, 1985-88	.733 (55-20)
6. Peaches James, 2001-04	.721 (98-38)
7. Tatum Edwards, 2011-14	.714 (70-28)
8. Jenny Voss, 1997-2000	.696 (110-48)
9. Emily Lockman, 2013-16	.677 (63-30)
10. Angela Blackwood, 1995-97	.645 (40-22)

Innings Pitched

1. Jenny Voss, 1997-2000	1,073.0
2. Peaches James, 2001-04	917.1
3. Ashley Hagemann, 2009-12	821.0
4. Molly Hill, 2006-09	766.0
5. Ashley DeBuhr, 2004-07	762.1
6. Lori Sippel, 1985-88	695.1
7. Leigh Ann Walker, 1999-2002	670.0
8. Courtney Wallace, 2019-23	633.0
9. Tatum Edwards, 2011-14	623.1
10. Emily Lockman, 2013-16	620.0

Earned Run Average (min. 200 innings pitched)

1. Lori Sippel, 1985-88	0.54 (54/695.1)
2. Jeanne Wagner, 1982-83	0.64 (20/219.1)
3. Mori Emmons, 1982-85	0.78 (41/368.0)
4. Donna Deardorff, 1985-88	0.88 (66/527.0)
5. Peaches James, 2001-04	1.19 (156/917.1)
6. Stephanie Skegas, 1989-91	1.35 (108/561.0)
7. Sandy Wolterman, 1981-84	1.38 (115/584.2)
8. Jenny Voss, 1997-2000	1.44 (221/1,073.0)
9. Rhonda Revelle, 1981-83	1.60 (48/210.2)
10. Leigh Ann Walker, 1999-2002	1.62 (155/670)

Strikeouts

1. Ashley Hagemann, 2009-12	988
2. Peaches James, 2001-04	945
3. Ashley DeBuhr, 2004-07	936
4. Leigh Ann Walker, 1999-2002	858
5. Lori Sippel, 1985-88	838
6. Jenny Voss, 1997-2000	708
7. Molly Hill, 2006-09	703
8. Tatum Edwards, 2011-14	551
9. Olivia Ferrell, 2018-22	404
10. Donna Deardorff, 1985-88	382

Shutouts

1. Peaches James, 2001-04	44
2. Lori Sippel, 1985-88	39
3. Jenny Voss, 1997-2000	34
4. Donna Deardorff, 1985-88	28
5. Leigh Ann Walker, 1999-2002	27
6. Ashley DeBuhr, 2004-07	25
7. Tatum Edwards, 2011-14	24
8. Stephanie Skegas, 1989-91	23
9. Ashley Hagemann, 2009-12	20
10. Sandy Wolterman, 1981-84	19
Molly Hill, 2006-09	19

Saves

1. Lori Sippel, 1985-88	16
2. Cassie McClure, 2015-17	13
3. Mori Emmons, 1982-85	12
4. Sandy Wolterman, 1981-84	10
Jenny Voss, 1997-2000	10
6. Peaches James, 2001-04	9
Kaylan Jablonski, 2015-18	9
Courtney Wallace, 2019-23	9
9. Leigh Ann Walker, 1999-2002	8
Ashley DeBuhr, 2004-07	8
Ashley Hagemann, 2009-12	8

Complete Games

1. Jenny Voss, 1997-2000	127
2. Peaches James, 2001-04	101
3. Ashley Hagemann, 2009-12	87
4. Ashley DeBuhr, 2004-07	84
5. Lori Sippel, 1985-88	80
6. Molly Hill, 2006-09	79
7. Tatum Edwards, 2011-14	69
8. Stephanie Skegas, 1989-91	66
9. Sandy Wolterman, 1981-84	62
10. Donna Deardorff, 1985-88	61

Complete Game No-Hitters Pitched

1. Lori Sippel, 1985-88	6
2. Jenny Voss, 1997-2000	3
Peaches James, 2001-04	3
Summer Tobias, 2003-04	3
Ashley DeBuhr, 2004-07	3
6. Sandy Wolterman, 1981-84	2
Shelby Mertins, 1983-86	2
Stephanie Skegas, 1989-91	2
Tatum Edwards, 2011-14	2
10. Rhonda Revelle, 1981-83	1
Jeanne Wagner, 1982-83	1
Donna Deardorff, 1985-88	1
Marie Bowie, 1989-91	1
Stacie Stafford, 1995-96	1
Penny Cope, 2000-01	1
Molly Hill, 2006-09	1
Alex Hupp, 2007-10	1
Ashley Hagemann, 2009-12	1
Emily Lockman, 2013-16	1
Kaylan Jablonski, 2015-18	1
Sarah Harness, 2023-24	1

Seven-Inning Perfect Games Pitched

1. Lori Sippel, 1985-88	1
Peaches James, 2001-04	1
Ashley DeBuhr, 2004-07	1

Swimming & Diving Honors

NCAA Champion (1)

- Penny Heyns (1996 - 100-Yard Breaststroke)

18-Time All-American (1)

- Julia Russell (4 in 1994, 2 in 1995, 7 in 1996, 5 in 1997)

15-Time All-American (3)

- Melanie Dodd (5 in 1993, 6 in 1995, 4 in 1996)
- Penny Heyns (2 in 1993, 5 in 1994, 4 in 1995, 4 in 1996)
- Helene Muller (4 in 1997, 5 in 1998, 3 in 1999, 3 in 2000)

13-Time All-American (1)

- Therese Alshammar (7 in 1998, 6 in 1999)

10-Time All-Americans (2)

- Dana Powers (5 in 1985, 1 in 1986, 4 in 1987)
- Anna Windsor (5 in 1997, 5 in 1998)

Nine-Time All-Americans (3)

- Erin Hurley (4 in 1985, 1 in 1986, 3 in 1987, 1 in 1988)
- Beth Karaica (4 in 1997, 3 in 1998, 2 in 1999)
- Shandra Johnson (1 in 1998, 5 in 1999, 3 in 2000)

Eight-Time All-Americans (2)

- Shauna Gilmore (3 in 1985, 1 in 1986, 4 in 1987)
- Destiny Lauren (3 in 1995, 3 in 1996, 1 in 1998, 1 in 1999)

Seven-Time All-American (1)

- Jane Glazebrook (2 in 1993, 2 in 1994, 3 in 1995)

Five-Time All-American (1)

- Carole Johnson (3 in 1987, 1 in 1988, 1 in 1989)

Four-Time All-Americans (5)

- Emily Ricketts (4 in 1985)
- Sherry Hayward (1 in 1980, 1 in 1981, 2 in 1982)
- BriAnna Wilkins (1 in 1994, 1 in 1995, 1 in 1996, 1 in 1997)
- Erin Carew (2 in 1995, 2 in 1996)
- Abi Nkaptan (1 in 2017, 1 in 2018, 2 in 2019)

Three-Time All-Americans (13)

- Cindy Hampel (2 in 1985, 1 in 1986)
- Linda Sebesta (3 in 1985)
- Amy Aarsen (1 in 1988, 1 in 1990, 1 in 1991)
- Mindy Matheny (1 in 1988, 1 in 1989, 1 in 1991)
- Jenell Garcia (1 in 1989, 1 in 1990, 1 in 1991)
- Christine Frederick (1 in 1991, 2 in 1993)
- Heather Ericksen (3 in 1994)
- Heather Park (1 in 1994, 1 in 1995, 1 in 1996)
- Cathy Crooks (3 in 1995)
- Janet Danburg (2 in 1996, 1 in 1997)
- Terrie Miller (1 in 1997, 1 in 1998, 1 in 1999)

- Stacey Sedlacek (1 in 1997, 2 in 1999)
- Elvira Fischer (1 in 2000, 2 in 2001)

Two-Time All-Americans (7)

- Kenya Kelly (2 in 1985)
- Penny Stanek (2 in 1985)
- Lorie Kappenman (1 in 1986, 1 in 1987)
- Mandy Hunter-Beckinsall (2 in 1996)
- Shannon Wright (1 in 1996, 1 in 1997)
- Lenka Manhalova (1 in 1997, 1 in 1998)
- Emma Johnson (2 in 1999)

All-Americans (254)

- Sherri Hayward (1980: 200 Backstroke)
- Sherri Hayward (1981: 200 Backstroke)
- Sherri Hayward (1982: 100 Backstroke)
- Sherri Hayward (1982: 200 Backstroke)
- Shauna Gilmore (1985: 200 Freestyle Relay)
- Shauna Gilmore (1985: 400 Freestyle Relay)
- Shauna Gilmore (1985: 800 Freestyle Relay)
- Cindy Hampel (1985: 200 Freestyle Relay)
- Cindy Hampel (1985: 200 Medley Relay)
- Erin Hurley (1985: 100 Breaststroke)
- Erin Hurley (1985: 200 Breaststroke)
- Erin Hurley (1985: 200 Medley Relay)
- Erin Hurley (1985: 400 Medley Relay)
- Kenya Kelly (1985: 800 Freestyle Relay)
- Kenya Kelly (1985: 200 Medley Relay)
- Dana Powers (1985: 50 Freestyle)
- Dana Powers (1985: 100 Butterfly)
- Dana Powers (1985: 200 Freestyle Relay)
- Dana Powers (1985: 400 Freestyle Relay)
- Dana Powers (1985: 200 Medley Relay)
- Emily Ricketts (1985: 200 Freestyle)
- Emily Ricketts (1985: 400 Freestyle Relay)
- Emily Ricketts (1985: 800 Freestyle Relay)
- Emily Ricketts (1985: 400 Medley Relay)
- Linda Sebesta (1985: 200 Freestyle Relay)
- Linda Sebesta (1985: 400 Freestyle Relay)
- Linda Sebesta (1985: 800 Freestyle Relay)
- Penny Stanek (1985: 200 Medley Relay)
- Penny Stanek (1985: 400 Medley Relay)
- Shauna Gilmore (1986: 200 Freestyle Relay)
- Cindy Hampel (1986: 200 Freestyle Relay)
- Erin Hurley (1986: 200 Breaststroke)
- Lorie Kappenman (1986: 200 Freestyle Relay)
- Dana Powers (1986: 200 Freestyle Relay)
- Shauna Gilmore (1987: 200 Freestyle)
- Shauna Gilmore (1987: 200 Freestyle Relay)
- Shauna Gilmore (1987: 200 Medley Relay)
- Shauna Gilmore (1987: 400 Medley Relay)
- Heidi Hecker (1987: Three-Meter Diving)
- Erin Hurley (1987: 200 Breaststroke)
- Erin Hurley (1987: 200 Medley Relay)
- Erin Hurley (1987: 400 Medley Relay)
- Carole Johnson (1987: 200 Freestyle Relay)
- Carole Johnson (1987: 200 Medley Relay)
- Carole Johnson (1987: 200 Medley Relay)
- Lorie Kappenman (1987: 200 Freestyle Relay)
- Dana Powers (1987: 100 Butterfly)
- Dana Powers (1987: 200 Freestyle Relay)

- Dana Powers (1987: 200 Medley Relay)
- Dana Powers (1987: 400 Medley Relay)
- Amy Aarsen (1988: Platform Diving)
- Allison Barker (1988: 200 Medley Relay)
- Erin Hurley (1988: 200 Medley Relay)
- Carole Johnson (1988: 200 Medley Relay)
- Mindy Matheny (1988: 200 Medley Relay)
- Jenell Garcia (1989: 400 Medley Relay)
- Carole Johnson (1989: 200 Medley Relay)
- Mindy Matheny (1989: 400 Medley Relay)
- Julie May (1989: One-Meter Diving)
- Kristen Neuenfeldt (1989: 400 Medley Relay)
- Amy Aarsen (1990: Platform Diving)
- Jenell Garcia (1990: 100 Butterfly)
- Amy Aarsen (1991: Three-Meter Diving)
- Lynne Braddock (1991: 200 Freestyle Relay)
- Christine Frederick (1991: 200 Freestyle Relay)
- Jenell Garcia (1991: 100 Butterfly)
- Chris Gmeiner (1991: 200 Freestyle Relay)
- Mindy Matheny (1991: 200 Freestyle Relay)
- Melanie Wirtner (1991: 200 Butterfly)
- Michelle Butcher (1992: 1,650 Freestyle)
- Melanie Dodd (1993: 50 Freestyle)
- Melanie Dodd (1993: 100 Freestyle)
- Melanie Dodd (1993: 200 Freestyle)
- Melanie Dodd (1993: 200 Medley Relay)
- Melanie Dodd (1993: 400 Medley Relay)
- Christine Frederick (1993: 200 Medley Relay)
- Christine Frederick (1993: 400 Medley Relay)
- Jane Glazebrook (1993: 200 Medley Relay)
- Jane Glazebrook (1993: 400 Medley Relay)
- Penny Heyns (1993: 200 Medley Relay)
- Penny Heyns (1993: 400 Medley Relay)
- Marci Bodner (1994: 800 Freestyle Relay)
- Heather Ericksen (1994: 200 Freestyle Relay)
- Heather Ericksen (1994: 200 Medley Relay)
- Heather Ericksen (1994: 400 Medley Relay)
- Jane Glazebrook (1994: 200 Medley Relay)
- Jane Glazebrook (1994: 400 Medley Relay)
- Penny Heyns (1994: 100 Breaststroke)
- Penny Heyns (1994: 200 Breaststroke)
- Penny Heyns (1994: 200 Freestyle Relay)
- Penny Heyns (1994: 200 Medley Relay)
- Penny Heyns (1994: 400 Medley Relay)
- Katie Luellen (1994: 200 Freestyle Relay)
- Lezelle Markgraaff (1994: 800 Freestyle Relay)
- Heather Park (1994: 800 Freestyle Relay)
- Julia Russell (1994: 100 Breaststroke)
- Julia Russell (1994: 200 Breaststroke)
- Julia Russell (1994: 200 Freestyle Relay)
- Julia Russell (1994: 400 Medley Relay)
- BriAnna Wilkins (1994: 800 Freestyle Relay)
- Erin Carew (1995: 200 Freestyle Relay)
- Erin Carew (1995: 400 Freestyle Relay)
- Cathy Crooks (1995: 400 Individual Medley)
- Cathy Crooks (1995: 400 Freestyle Relay)
- Cathy Crooks (1995: 800 Freestyle Relay)
- Melanie Dodd (1995: 100 Freestyle)
- Melanie Dodd (1995: 200 Freestyle)
- Melanie Dodd (1995: 200 Freestyle Relay)
- Melanie Dodd (1995: 800 Freestyle Relay)
- Melanie Dodd (1995: 200 Medley Relay)
- Melanie Dodd (1995: 400 Medley Relay)
- Jane Glazebrook (1995: 200 Backstroke)
- Jane Glazebrook (1995: 200 Medley Relay)
- Jane Glazebrook (1995: 400 Medley Relay)
- Penny Heyns (1995: 100 Breaststroke)
- Penny Heyns (1995: 200 Breaststroke)
- Penny Heyns (1995: 200 Medley Relay)
- Penny Heyns (1995: 400 Medley Relay)
- Destiny Lauren (1995: 200 Butterfly)
- Destiny Lauren (1995: 200 Freestyle Relay)
- Destiny Lauren (1995: 400 Medley Relay)
- Heather Park (1995: 800 Freestyle Relay)
- Julia Russell (1995: 200 Breaststroke)
- Julia Russell (1995: 200 Medley Relay)
- BriAnna Wilkins (1995: 800 Freestyle Relay)
- Erin Carew (1996: 200 Freestyle Relay)
- Erin Carew (1996: 400 Freestyle Relay)
- Janet Danburg (1996: 200 Medley Relay)
- Janet Danburg (1996: 400 Medley Relay)
- Melanie Dodd (1996: 200 Freestyle Relay)
- Melanie Dodd (1996: 400 Freestyle Relay)
- Melanie Dodd (1996: 200 Medley Relay)
- Melanie Dodd (1996: 400 Medley Relay)
- Penny Heyns (1996: 100 Breaststroke)
- Penny Heyns (1996: 200 Breaststroke)
- Penny Heyns (1996: 200 Medley Relay)
- Penny Heyns (1996: 400 Medley Relay)
- Mandy Hunter-Beckinsall (1996: 200 Freestyle Relay)
- Mandy Hunter-Beckinsall (1996: 400 Freestyle Relay)
- Destiny Lauren (1996: 100 Butterfly)
- Destiny Lauren (1996: 200 Butterfly)
- Destiny Lauren (1996: 800 Freestyle Relay)
- Heather Park (1996: 800 Freestyle Relay)
- Julia Russell (1996: 100 Breaststroke)
- Julia Russell (1996: 200 Breaststroke)
- Julia Russell (1996: 200 Individual Medley)
- Julia Russell (1996: 200 Freestyle Relay)
- Julia Russell (1996: 400 Freestyle Relay)
- Julia Russell (1996: 200 Medley Relay)
- Julia Russell (1996: 400 Medley Relay)
- BriAnna Wilkins (1996: 800 Freestyle Relay)
- Shannon Wright (1996: 800 Freestyle Relay)
- Janet Danburg (1997: 400 Medley Relay)
- Sara Kate Havens (1997: 200 Medley Relay)
- Sara Jowsey (1997: 400 Medley Relay)
- Beth Karaica (1997: 200 Freestyle Relay)
- Beth Karaica (1997: 400 Freestyle Relay)
- Beth Karaica (1997: 200 Medley Relay)
- Beth Karaica (1997: 400 Medley Relay)
- Lenka Manhalova (1997: 200 Breaststroke)
- Terrie Miller (1997: 100 Backstroke)
- Helene Muller (1997: 200 Freestyle Relay)
- Helene Muller (1997: 400 Freestyle Relay)
- Helene Muller (1997: 800 Freestyle Relay)
- Helene Muller (1997: 200 Medley Relay)
- Julia Russell (1997: 100 Breaststroke)
- Julia Russell (1997: 200 Breaststroke)
- Julia Russell (1997: 200 Individual Medley)
- Julia Russell (1997: 200 Freestyle Relay)
- Julia Russell (1997: 200 Medley Relay)
- Stacey Sedlacek (1997: 400 Freestyle Relay)
- Lauren Simon (1997: 400 Individual Medley)
- BriAnna Wilkins (1997: 800 Freestyle Relay)
- Anna Windsor (1997: 200 Freestyle)
- Anna Windsor (1997: 200 Individual Medley)
- Anna Windsor (1997: 200 Freestyle Relay)

- Anna Windsor (1997: 400 Freestyle Relay)
- Anna Windsor (1997: 800 Freestyle Relay)
- Shannon Wright (1997: 800 Freestyle Relay)
- Therese Alshammar (1998: 50 Freestyle)
- Therese Alshammar (1998: 100 Freestyle)
- Therese Alshammar (1998: 100 Backstroke)
- Therese Alshammar (1998: 200 Freestyle Relay)
- Therese Alshammar (1998: 400 Freestyle Relay)
- Therese Alshammar (1998: 800 Freestyle Relay)
- Therese Alshammar (1998: 200 Medley Relay)
- Shandra Johnson (1998: 800 Freestyle Relay)
- Beth Karaica (1998: 200 Freestyle Relay)
- Beth Karaica (1998: 400 Freestyle Relay)
- Beth Karaica (1998: 200 Medley Relay)
- Destiny Lauren (1998: 200 Butterfly)
- Lenka Manhalova (1998: 200 Breaststroke)
- Terrie Miller (1998: 200 Medley Relay)
- Helene Muller (1998: 200 Freestyle)
- Helene Muller (1998: 200 Freestyle Relay)
- Helene Muller (1998: 400 Freestyle Relay)
- Helene Muller (1998: 800 Freestyle Relay)
- Helene Muller (1998: 200 Medley Relay)
- Anna Windsor (1998: 200 Freestyle)
- Anna Windsor (1998: 200 Individual Medley)
- Anna Windsor (1998: 200 Freestyle Relay)
- Anna Windsor (1998: 400 Freestyle Relay)
- Anna Windsor (1998: 800 Freestyle Relay)
- Therese Alshammar (1999: 50 Freestyle)
- Therese Alshammar (1999: 100 Freestyle)
- Therese Alshammar (1999: 200 Freestyle Relay)
- Therese Alshammar (1999: 400 Freestyle Relay)
- Therese Alshammar (1999: 800 Freestyle Relay)
- Therese Alshammar (1999: 200 Medley Relay)
- Emma Johnson (1999: 400 Individual Medley)
- Emma Johnson (1999: 800 Freestyle Relay)
- Shandra Johnson (1999: 200 Freestyle)
- Shandra Johnson (1999: 200 Backstroke)
- Shandra Johnson (1999: 400 Freestyle Relay)
- Shandra Johnson (1999: 800 Freestyle Relay)
- Shandra Johnson (1999: 200 Medley Relay)
- Beth Karaica (1999: 200 Freestyle Relay)
- Beth Karaica (1999: 200 Medley Relay)
- Destiny Lauren (1999: 200 Butterfly)
- Terrie Miller (1999: 200 Medley Relay)
- Helene Muller (1999: 200 Freestyle Relay)
- Helene Muller (1999: 400 Freestyle Relay)
- Helene Muller (1999: 800 Freestyle Relay)
- Stacey Sedlacek (1999: 200 Freestyle Relay)
- Stacey Sedlacek (1999: 400 Freestyle Relay)
- Elvira Fischer (2000: 200 Breaststroke)
- Lindsey Highstrom (2000: 800 Freestyle Relay)
- Shandra Johnson (2000: 200 Freestyle)
- Shandra Johnson (2000: 400 Freestyle)
- Shandra Johnson (2000: 800 Freestyle Relay)
- Helene Muller (2000: 100 Freestyle)
- Helene Muller (2000: 200 Freestyle)
- Helene Muller (2000: 800 Freestyle Relay)
- Sasha Pine (2000: 800 Freestyle Relay)
- Carmen Cosgrove (2001: 100 Butterfly)
- Elvira Fischer (2001: 100 Breaststroke)
- Elvira Fischer (2001: 200 Breaststroke)
- Rebecca Wolfe (2001: 200 Butterfly)
- Lauren Bailey (2006: 1,650 Freestyle)
- Anna Filipcic (2016: One-Meter Diving)

- Abigail Napton (2017: Platform Diving)
- Abigail Napton (2018: Platform Diving)
- Abigail Napton (2019: Platform Diving)
- Abigail Napton (2019: Three-Meter Diving)
- Audrey Coffey (2020: 1,650 Freestyle (CSCAA))
- Madison Coughlen (2020: 200 Butterfly (CSCAA))
- Autumn Haebig (2020: 200 Freestyle (CSCAA))
- Abigail Napton (2020: Platform Diving)
- Sara Troyer (2020: One-Meter Diving (CSCAA))
- Sara Troyer (2020: Three-Meter Diving (CSCAA))
- Autumn Haebig (2021: 200 Freestyle)
- Autumn Haebig (2021: 500 Freestyle)
- Abigail Napton (2021: Three-Meter Diving)
- Gena Jorgenson (2024: 1,650 Freestyle)

CSC Academic All-Americans (4)

First-Team (2)

- Courtney Jensen (2000)
- Abigail Napton (2021)

Second-Team (1)

- Lindsay Helderich (2019)

Third-Team (1)

- Kaitlin Arntz (2010)

Individual Records

50-yard Freestyle

Taryn Collura	22.42	2013
Therese Alshammar	22.58	1999
Ariel Weech	22.81	2013
Beth Karaica	22.85	2001
Melanie Dodd	22.88	1993

100-yard Freestyle

Therese Alshammar	48.76	1999
Taryn Collura	48.84	2016
Autumn Haebig	49.09	2022
Ariel Weech	49.13	2013
Helene Muller	49.21	2000

200-yard Freestyle

Autumn Haebig	1:44.39	2021
Shannon Stott	1:46.46	2023
Shandra Johnson	1:46.53	1998
Taryn Collura	1:46.71	2016
Gena Jorgenson	1:46.82	2024

500-yard Freestyle

Gena Jorgenson	4:41.03	2024
Shannon Stott	4:41.34	2023
Autumn Haebig	4:41.83	2020
Shandra Johnson	4:43.48	1998
Katt Sickle	4:46.52	2016

1,000-yard Freestyle

Gena Jorgenson	9:41.68	2024
Audrey Coffey	9:48.15	2020
Lauren Bailey	9:50.78	2007
Michelle Butcher	9:55.00	1990
Rachel Powers	9:58.78	2020

1,650-yard Freestyle

Gena Jorgenson	15:55.71	2024
Audrey Coffey	16:14.19	2021
Lauren Bailey	16:14.36	2007
Michelle Butcher	16:25.99	1990
Bailey Pons	16:27.53	2014

100-yard Backstroke

Autumn Haebig	52.29	2018
Sarah Barton	53.41	2024
Erin Oeltjen	53.43	2017
Hayley Martin	53.81	2013
Lindsay Helferich	53.83	2018

200-yard Backstroke

Erin Oeltjen	1:55.17	2017
Anna McDonald	1:57.21	2017
Jacqueline Jeschke	1:57.22	2017
Ellan Dufour	1:57.23	2013
Sarah Barton	1:57.28	2024

100-yard Breaststroke

JoJo Randby	1:00.07	2023
Maia Hall	1:00.16	2024
Penny Heyns	1:00.18	1996
Tori Beeler	1:00.60	2018
Julia Russell	1:00.67	1997

200-yard Breaststroke

Penny Heyns	2:08.90	1996
Maia Hall	2:09.87	2024
Julia Russell	2:10.25	1997
Jordan Ehly	2:11.17	2018
Elvira Fischer	2:11.27	2001

100-yard Butterfly

Beatrix Tanko	53.16	2024
Taryn Collura	53.21	2016
Shannon Guy	53.23	2013
Erin Oeltjen	53.63	2017
Dana Posthuma	53.65	2019

200-yard Butterfly

Madison Coughlen	1:55.78	2020
Izzie Murray	1:57.11	2019
Shannon Stott	1:57.29	2023
Maggie Berning	1:57.32	2022
Dana Posthuma	1:57.90	2019

200-yard Individual Medley

Tori Beeler	1:58.24	2020
Julia Russell	1:59.13	1997
Anna McDonald	1:59.91	2018
Samantha Hardewig	2:00.03	2015
Sarah Barton	2:00.15	2024

400-yard Individual Medley

Gena Jorgenson	4:11.51	2024
Emma Johnson	4:12.83	1999
Madison Coughlen	4:13.02	2020
Berkeley Livingston	4:14.16	2022
Sasha Pine	4:16.68	1999

200-yard Freestyle Relay

Martin, Collura, Guy, Weech	1:30.11	2013
Collura, Oeltjen, Deveaux, Bilunas	1:30.92	2015
Muller, Karaica, Windsor, Alshammar	1:31.06	1998
Collura, Bilunas, Deveaux, Oeltjen	1:31.41	2016
Collura, Guy, Land, Bilunas	1:31.48	2014

400-yard Freestyle Relay

Martin, Collura Guy, Weech	3:18.10	2013
Muller, Karaica, Windsor, Alshammar	3:18.46	1998
Muller, S. Johnson, Sedlacek, Alshammar	3:19.05	1999
Kucera, Randby, Haimes, Haebig	3:19.36	2022
Hutchinson, Andrews, Toler, Stroud	3:20.13	2009

800-yard Freestyle Relay

Haebig, Gonzalez-Garcia Savitt, Coughlen	7:10.77	2020
Windsor, Muller, Alshammar, S. Johnson	7:10.89	1998
Jorgenson, Kucera, Tanko, Marchi	7:11.31	2024
Haebig, Flatt, Pentlarge, Worrall	7:11.60	2018
Johnson, Muller, Pine, Highstrom	7:12.20	2000

200-yard Medley Relay

Martin, Guy, Collura, Weech	1:39.13	2013
Cairns, Randby, Tanko, Haimes	1:40.48	2024
Haebig, Worlton, Murray, Helferich	1:39.43	2018
Haebig, Stein, Kucera, Haimes	1:39.70	2022
Haebig, Stein, Cairns, Kucera	1:39.94	2021

400-yard Medley Relay

Haebig, Worlton, Murray, Helferich	3:36.03	2018
Ronquillio, Stein, Kucera, Haebig	3:37.08	2022
Barton, Randby, Tanko, Vlachou	3:37.60	2024
Land, Hardewig, Deveaux, Collura	3:38.82	2015
Haebig, Worlton, Coughlen, Beeler	3:39.01	2020

One-Meter Dive

Anna Filipcic	348.95	2017
Abi Knapton	339.15	2021
Abby Baxter	320.00	2024

Three-Meter Dive

Anna Filipcic	387.35	2017
Sara Troyer	382.35	2022
Abi Knapton	372.20	2021

Platform Dive

Abi Knapton	343.85	2018
Nicole Schwery	310.80	2015
Kaitlin Walker	278.20	2011

Men's Tennis Honors

All-American (1)

- Steven Jung (1989)

CSC Academic All-Americans (2)

First-Team (2)

- Steven Jung (1989)
- Linus Erhart (2018)

Conference Champions

Singles

No. 1	Matthias Mueller	1993
	Calvin Mueller	2023*
No. 2	Robert Sjöholm	1988
No. 3	Matthias Mueller	1989
	Jan Andersson	1993
No. 4	Ken Feuer	1989
	Henrik Andersson	1994
No. 5	Jim Carson	1984
	Brad Scheidegger	1987
	Brad Scheidegger	1988
No. 6	Ridge Smidt	1983
	Joseph Rahme	1990
	Ryan Haith	2001

Doubles

No. 1	Ken Feuer/Matthias Mueller	1990
	Anthony Kotarac/Matthias Mueller	1993
	Adrian Maizey/Dinko Verzi	1996
	Dusty Boyer/Toby Boyer	2015*
No. 2	Stuart Jung/Robert Sjöholm	1987
No. 3	Pat Carson/Mike Marsh	1986

* - Big Ten Indoor Championships

NCAA Qualifiers

Singles

Year	Player	Ranking
1987	Steven Jung	N/R
1988	Steven Jung	No. 62
1989	Steven Jung	No. 16
1990	Matthias Mueller	No. 58
1991	Matthias Mueller	No. 26
1992	Matthias Mueller	N/R
1993	Karl Falkland	No. 93
2002	Lance Mills	No. 99

Doubles

Ranking

1984	Jim Carson/Craig Johnson	N/R
1989	Steven Jung/Stuart Jung	No. 12
1990	Ken Feuer/Matthias Mueller	N/R
1993	Anthony Kotarac/Matthias Mueller	No. 6
2012	Christopher Aum Mueller/Benedikt Lindheim	No. 26

Nationally Ranked Players

Singles

1988	Steven Jung	No. 62
1989	Steven Jung	No. 16
1990	Matthias Mueller	No. 58
1991	Matthias Mueller	No. 26
2002	Lance Mills	No. 99
2009	David Bendheim	No. 125
2009	Christopher Aum Mueller	No. 97
2010	Christopher Aum Mueller	No. 85
2010	Calin Paar	No. 70
2011	Christopher Aum Mueller	No. 71
2012	Benedikt Lindheim	No. 121
2012	Christopher Aum Mueller	No. 76
2016	Dusty Boyer	No. 106
2018	Toby Boyer	No. 76
2019	Toby Boyer	No. 93
2024	Calvin Mueller	No. 70

Doubles

1986	Craig Johnson/Robert Sjöholm	No. 31
1988	Steven Jung/Stuart Jung	No. 19
1989	Steven Jung/Stuart Jung	No. 12
1993	Anthony Kotarac/Matthias Mueller	No. 6

2011	Christopher Aum Mueller/Andre Stenger	No. 73
2011	Christopher Aum Mueller/Benedikt Lindheim	No. 54
2012	Andre Stenger/Erick Sock	No. 56
2012	Christopher Aum Mueller/Benedikt Lindheim	No. 26
2024	Nic Wiedenhorn/Anton Shepp	No. 82

All-Conference

Big Eight Singles

1992	Karl Falkland
1993	Matthias Mueller
1993	Jan Andersson

Big 12 Singles

1999	Dinko Verzi
2007	Adrian Szatmary
2010	Calin Paar
2011	Christopher Aum Mueller

Big 12 Doubles

1998	Markus Bergerheim/Dinko Verzi
2006	Jerry Posch/Mark Tate
2011	Christopher Aum Mueller/Andre Stenger

Big 12 Newcomer of the Year

2009	Christopher Aum Mueller
------	-------------------------

Big Ten Singles

2012	Benedikt Lindheim
2012	Christopher Aum Mueller
2013	Marc Herrmann
2014	Dusty Boyer
2015	Dusty Boyer
2016	Dusty Boyer
2019	Toby Boyer

Individual Records

Career Singles Victories

1.	Steven Jung (1986-89)	114
2.	Matthias Mueller (1989-92)	98
3.	Robert Sjöholm (1986-89)	93
4.	Benedikt Lindheim (2008-12)	89
	Dusty Boyer (2012-16)	89
6.	Christopher Aum Mueller (2008-12)	76
	Toby Boyer (2016-19)	76
8.	Marc Herrmann (2012-16)	69
9.	Lance Mills (1997-02)	63
10.	Hendrik Stahmer (2006-09)	58
	Calin Paar (2007-11)	58

Single-Season Singles Victories

1.	Steven Jung (1989)	44
2.	Steven Jung (1988)	36
3.	Robert Sjöholm (1988)	30
4.	Matthias Mueller (1993)	29
5.	Calvin Mueller (2024)	27
6.	Toby Boyer (2018)	26
7.	Robert Sjöholm (1989)	25
	Matthias Mueller (1990)	25
	Benedikt Lindheim (2010)	25
	Benedikt Lindheim (2012)	25
	Dusty Boyer (2014)	25
12.	Dusty Boyer (2016)	24
13.	Robert Sjöholm (1987)	23
	Scott Randolph (1990)	23
	Steve Barley (1990)	23
	Christopher Aum Mueller (2009)	23
	Calin Paar (2010)	23
	Benedikt Lindheim (2011)	23
	Linus Erhart (2018)	23
20.	Matthias Mueller (1991)	22
	Hendrik Stahmer (2009)	22
	Francois Van Impe (2010)	22
	Tom Blackwell (2014)	22
	Roni Hietaranta (2022)	22
25.	Jose Hernan (2002)	21
	Calin Paar (2011)	21
	Dusty Boyer (2015)	21
	Toby Boyer (2016)	21

Women's Tennis Honors

Two-Time All-American (1)

- Mary Weatherholt (2013 Singles, 2013 Doubles)

All-Americans (5)

- Cari L. Groce (1984 Doubles)
- Liz A. Mooney (1984 Doubles)
- Mary Weatherholt (2013 Singles)
- Mary Weatherholt (2013 Doubles)
- Patricia Veresova (2013 Doubles)

Two-Time Academic All-American (1)

- Imke Reimers (2007, 2008)

CSC Academic All-Americans (3)

First-Team (1)

- Imke Reimers (2008)

Second-Team (1)

- Imke Reimers (2007)

Third-Team (1)

- Rachel Collins (1992)

NCAA Top Ten Award

- Mary Weatherholt (2014)

ITA National Cissie Leary

Sportsmanship Award

- Mary Weatherholt (2013)

Big Ten Female Tennis Athlete of the Year

- Mary Weatherholt (2012)
- Mary Weatherholt (2013)

Big 12 Freshman of the Year

- Kim Hartmann (2006)
- Mary Weatherholt (2009)

Big Eight Freshman of the Year

- Annie Yang (1994)
- Lisa Hart (1995)

Big Ten Coach of the Year

- Scott Jacobson (co-coach) (2012)

Big 12 Coach of the Year

- Scott Jacobson (2005)
- Scott Jacobson (2010)

Big 12 Singles Champions

1998	Lisa Hart	No. 2
2000	Amy Frisch	No. 6
2010	Jennifer Holmberg	No. 6

Big Eight Singles Champions

1977	Vickie Maseman	No. 4
1977	Ruth Anderson	No. 6
1978	Sue Sloboth	No. 3
1978	Vickie Maseman	No. 4
1978	Dee Pavelka	No. 6

Big 12 Doubles Champions

2000	Katarina Balan	No. 2
	Maria Laura Fernandez	No. 2
2008	Jana Albers	No. 1
	Imke Reimers	No. 1
2010	Jennifer Holmberg	No. 3
	Mary Weatherholt	No. 3

Big Eight Doubles Champions

1977	Kathy Hawkins	No. 2
	Dee Pavelka	No. 2
1977	Vickie Maseman	No. 3
	Ruth Anderson	No. 3

First-Team All-Big Ten

- Mary Weatherholt (2012 - unanimous)
- Mary Weatherholt (2013 - unanimous)
- Patricia Veresova (2013)
- Claire Reifeis (2019)
- Claire Reifeis (2020 - unanimous)
- Kristina Novak (2021)

Second-Team All-Big Ten

- Patricia Veresova (2012)
- Stefanie Weinstein (2013)

First-Team All-Big 12

Year	Name	Position
1997-98-99-00	Sandra Noetzel	Singles
1996-97-98	Lisa Hart	Singles
2000	Gina Pelazini	Doubles
2003-04-05	Gitte Ostermann	Singles
2005	Gitte Ostermann	Doubles
2005	Katie Garcia	Doubles
2006	Kim Hartmann	Singles
2007	Diana Kuhl	Doubles
2007-08	Imke Reimers	Doubles
2007-08	Imke Reimers	Singles
2008	Jana Albers	Doubles
2009-10-11	Madeleine Geibert	Singles
2009-10	Mary Weatherholt	Singles
2010	Madeleine Geibert	Doubles
2010	Stefanie Weinstein	Doubles
2011	Patricia Veresova	Singles

Individual Season Records

Singles Wins

Player	Wins	Year
1. Mary Weatherholt	36	2008-09
2. Sandra Noetzel	30	1998-99
Wiveca Swarting	30	2008-09
Mary Weatherholt	30	2011-12
Mary Weatherholt	30	2012-13

Singles Winning Percentage

Player	Wins	Pct.	Year
1. Mary Weatherholt	30-2	.938	2012-13
2. Mary Weatherholt	36-4	.900	2008-09
3. Pamela Castillejos	22-3	.880	2004-05
4. Katerina Matysova	21-3	.875	2016-17
5. Amy Frisch	22-5	.814	1999-00

Doubles Individual Wins

Player	Wins	Year
1. Stefanie Weinstein	29	2011-12
Janine Weinreich	29	2012-13
3. Kathrin Edelkotter	28	1989-90
Doneta Holmen	28	1989-90
Idiko Guba	28	1989-90
Nancy Tyggum	28	1989-90
Stefanie Weinstein	28	2012-13

Doubles Team Wins

Player	Wins	Year
1. Holmen/Tyggum	28	1989-90
Edelkotter/Guba	28	1989-90
Weinstein/Weinreich	28	2012-13
4. Geibert/Weinstein	26	2011-12
5. Weatherholt/Veresova	22	2012-13

Combined Wins

Player	Wins	Year
1. Mary Weatherholt	56	2011-12
2. Stefanie Weinstein	54	2011-12
3. Patricia Veresova	52	2011-12
Mary Weatherholt	52	2012-13
5. Doneta Holmen	51	1989-90
Stefanie Weinstein	51	2012-13

Combined Wins

Player	Wins	Year
1. Mary Weatherholt	208	2008-13
2. Stefanie Weinstein	186	2009-13
3. Madeleine Geibert	181	2008-12
4. Sandra Noetzel	172	1996-00
5. Imke Reimers	164	2004-08

Team Records

Most Team Wins

Year	Record
1. 2012	24-5
2013	24-6
3. 2010	22-6
4. 2011	20-8
5. 2000	19-6
2001	19-6
2017	19-8

Fewest Team Losses

Year	Record
1. 2005	18-4
2. 1989	9-5
2012	24-5
4. 1979	7-6
1991	7-6
2000	19-6
2001	19-6
2010	22-6
2013	24-6

Season Team Winning Percentage

Year	Record	Pct.
1. 2012	24-5	.828
2. 2005	18-4	.818
3. 2013	24-6	.800
4. 2010	22-6	.786
5. 2000	19-6	.730
2001	19-6	.730

Individual Career Records

Singles Wins

Player	Wins	Year
1. Mary Weatherholt	123	2008-13
2. Sandra Noetzel	101	1996-00
3. Imke Reimers	90	2004-08
Wiveca Swarting	90	2006-10
Madeleine Geibert	90	2008-12

Singles Winning Percentage

Player	Wins	Pct.	Year
1. Mary Weatherholt	123-23	.842	2008-13
2. Nancy Tyggum	35-13	.729	1987-90
3. Patricia Veresova	75-28	.728	2010-13
4. Imke Reimers	90-34	.726	2004-08
5. Katarina Balan	86-33	.722	1998-02

Doubles Individual Wins

Player	Wins	Year
1. Stefanie Weinstein	97	2009-13
2. Madeleine Geibert	91	2008-12
3. Mary Weatherholt	85	2008-13
4. Janine Weinreich	77	2009-13
5. Imke Reimers	74	2004-08

Men's Track and Field Honors

Six-Time NCAA Champion (1)

- Charlie Greene (2 in 1965, 2 in 1966, 2 in 1967)

Four-Time NCAA Champion (1)

- Carl Myerscough (1 in 2002, 2 in 2003, 1 in 2004)

Two-Time NCAA Champions (4)

- Arturs Abolins (2 in 2006)
- Lennox Burgher (1 in 1968, 1 in 1969)
- Kevin Coleman (1 in 1992, 1 in 1993)
- Roland Locke (2 in 1926)

NCAA Champions (42)

- Roland Locke (1926 - Outdoor 100-Yard Dash)
- Roland Locke (1926 - Outdoor 200-Yard Dash)
- Hugh Rhea (1932 - Outdoor Shot Put)
- Sam Francis (1937 - Outdoor Shot Put)
- Harold Hunt (1941 - Outdoor Pole Vault)
- Bobby Ginn (1942 - Outdoor Mile Run)
- Howard Debus (1943 - Outdoor Discus)
- Charlie Greene (1965 - Indoor 60-Yard Dash)
- Charlie Greene (1965 - Outdoor 100-Yard Dash)
- Charlie Greene (1966 - Indoor 60-Yard Dash)
- Charlie Greene (1966 - Outdoor 100-Yard Dash)
- Peter Scott (1966 - Outdoor 880-Yard Run)
- Charlie Greene (1967 - Indoor 60-Yard Dash)
- Charlie Greene (1967 - Outdoor 100-Yard Dash)
- Lennox Burgher (1968 - Outdoor Triple Jump)
- Lennox Burgher (1969 - Indoor Triple Jump)
- Jeff Lee (1977 - Indoor 60-Yard Hurdles)
- Paul Downes (1979 - Indoor 4x880-Yard Relay)
- Brian Dunnigan (1979 - Indoor 4x880-Yard Relay)
- Mark Fluiitt (1979 - Indoor 4x880-Yard Relay)
- Scott Poehling (1979 - Indoor 4x880-Yard Relay)
- Kevin Coleman (1992 - Indoor Shot Put)
- Kevin Coleman (1993 - Indoor Shot Put)
- Petar Malesev (1995 - Indoor High Jump)
- Jonah Kiptarus (1996 - Indoor Distance Medley Relay)
- Alex Lamme (1996 - Indoor Distance Medley Relay)
- Miklos Roth (1996 - Indoor Distance Medley Relay)
- Balazs Tolgyesi (1996 - Indoor Distance Medley Relay)
- Carl Myerscough (2002 - Indoor Shot Put)
- Carl Myerscough (2003 - Indoor Shot Put)
- Eric Eshbach (2003 - Outdoor Pole Vault)
- Carl Myerscough (2003 - Outdoor Shot Put)
- Carl Myerscough (2004 - Outdoor Shot Put)
- Dmitrijs Milkevics (2005 - Outdoor 800-Meter Run)
- Arturs Abolins (2006 - Indoor Long Jump)
- Arturs Abolins (2006 - Outdoor Long Jump)
- Dusty Jonas (2008 - Indoor High Jump)
- Nicholas Gordon (2009 - Indoor Long Jump)
- Chad Wright (2012 - Outdoor Discus)
- Miles Ukaoma (2014 - Outdoor 400-Meter Hurdles)
- Nick Percy (2016 - Outdoor Discus)
- Darius Luff (2024 - Outdoor 110-Meter Hurdles)

Eight-Time First-Team All-American (1)

- Dusty Jonas (2 in 2005; 2 in 2006; 2 in 2007; 2 in 2008)

Seven-Time First-Team All-Americans (2)

- Charlie Greene (3 in 1965; 2 in 1966; 2 in 1967)
- Carl Myerscough (3 in 2002; 2 in 2003; 2 in 2004)

Six-Time First-Team All-Americans (3)

- Lynn Headley (1 in 1964; 3 in 1965; 2 in 1966)
- Mark Jackson (1 in 1989; 1 in 1990; 2 in 1991; 2 in 1992)
- Shane Lavy (2 in 1997; 2 in 1998; 2 in 1999)

Five-Time First-Team All-Americans (6)

- Roger Chadwick (1 in 1971; 1 in 1972; 2 in 1973; 1 in 1974)
- Howard Debus (2 in 1942; 3 in 1943)
- Eric Eshbach (1 in 2000; 1 in 2001; 2 in 2003; 1 in 2004)
- Levi Gipson (1 in 2013; 2 in 2014; 1 in 2015; 1 in 2016)
- Willie Hibler (1 in 1994; 1 in 1995; 2 in 1996; 1 in 1997)
- Cody Rush (1 in 2013; 2 in 2014; 1 in 2015; 1 in 2016)

Four-Time First-Team All-Americans (19)

- Bjorn Barrefors (2 in 2009; 2 in 2012)
- Lennox Burgher (2 in 1968; 2 in 1969)
- Garth Case (1 in 1969; 1 in 1970; 2 in 1972)
- Kevin Coleman (2 in 1992; 2 in 1993)
- Dave Crook (1 in 1964; 1 in 1965; 2 in 1966)
- Lukas Hulett (2 in 2007; 2 in 2008)
- Darius Luff (1 in 2022; 2 in 2023; 1 in 2024)
- Petar Malesev (1 in 1992; 1 in 1993; 1 in 1994; 1 in 1995)
- Andy Meyer (1 in 1992; 2 in 1993; 1 in 1994)
- Chris Phipps (1 in 2009; 1 in 2010; 1 in 2011; 1 in 2012)
- Scott Poehling (1 in 1977; 2 in 1979; 1 in 1980)
- Ray Scotten (2 in 2005; 2 in 2006)
- Ed Smith (2 in 1921; 2 in 1922)
- Dan Speck (1 in 1989; 1 in 1990; 1 in 1991; 1 in 1992)
- Till Steinforth (2 in 2023; 2 in 2024)
- Robert Thomas (2 in 1993; 2 in 1995)
- Ken Waller (1 in 1989; 1 in 1990; 1 in 1991; 1 in 1992)
- Scott Warren (1 in 1997; 2 in 1998; 1 in 1999)
- Chad Wright (1 in 2011; 1 in 2012; 1 in 2013; 1 in 2014)

Three-Time First-Team All-Americans (26)

- Larry Cimato (1 in 1971; 1 in 1972; 1 in 1973)
- Mayson Conner (1 in 2019; 1 in 2021; 1 in 2023)
- Keith Gardner (1 in 1957; 2 in 1958)
- Nicholas Gordon (2 in 2009; 1 in 2010)
- Paul Hamilton (2 in 2010; 1 in 2011)
- Tyler Hitchler (1 in 2010; 1 in 2011; 1 in 2012)
- Regis Humphrey (1 in 1987; 2 in 1989)
- Harold Hunt (1 in 1940; 1 in 1941; 1 in 1942)
- Jonah Kiptarus (3 in 1996)
- Shaun Kolginczak (1 in 2000; 1 in 2001; 1 in 2003)
- Burger Lambrects Jr. (1 in 2020; 1 in 2021; 1 in 2022)
- Ray Mahoney (1 in 1976; 1 in 1978; 1 in 1979)
- Dmitrijs Milkevics (2 in 2004; 1 in 2005)
- Tamas Molnar (2 in 1990; 1 in 1991)
- Aaron Plas (2 in 2005; 1 in 2006)
- Nate Probasco (1 in 2004; 1 in 2005; 1 in 2007)
- Patrick Raedler (1 in 2013; 2 in 2014)
- Hugh Rhea (1 in 1930; 1 in 1931; 1 in 1932)
- Rick Schwieger (1 in 1990; 1 in 1991; 1 in 1992)
- Scott Sorchik (1 in 1974; 1 in 1976; 1 in 1977)
- Kirkland Thornton (3 in 2009)
- Jean Verster (1 in 1985; 1 in 1986; 1 in 1987)
- Tyus Wilson (1 in 2023; 2 in 2024)
- Frank Wirsig (1 in 1925; 1 in 1926; 1 in 1927)

- Jeff Wisemiller (1 in 1972; 1 in 1973; 1 in 1974)
- Chris Wright (1 in 1997; 2 in 1998)

Two-Time First-Team All-Americans (50)

- Arturs Abolins (2 in 2006)
- Oladapo Akinmoladun (1 in 2015; 1 in 2016)
- Jake Bender (1 in 2014; 1 in 2015)
- Seth Burney (2 in 2009)
- Chris Chandler (1 in 2000; 1 in 2001)
- Kaiwan Culmer (1 in 2016; 1 in 2017)
- Everton DaCosta (1 in 1978; 1 in 1979)
- Joe Erdkamp (2 in 1999)
- Tom Fish (1 in 1996; 1 in 1997)
- Ron Fisher (1 in 1976; 1 in 1977)
- Lehann Fourie (2 in 2010)
- Sam Francis (1 in 1936; 1 in 1937)
- Bobby Ginn (1 in 1941; 1 in 1942)
- Larry Gnapp (1 in 1973; 1 in 1974)
- Stephen Golding (2 in 1991)
- Harold Graham (1 in 1989; 1 in 1990)
- Mark Graham (2 in 1994)
- Donald Gray (1 in 1931; 1 in 1933)
- Lynn Hall (1 in 1973; 1 in 1974)
- Ricco Hall (1 in 2013; 1 in 2014)
- Jim Hawkins (1 in 1971; 1 in 1973)
- Jeff Hooper (1 in 1989; 1 in 1990)
- Marlon Jones (1 in 1994; 1 in 1995)
- George Kusche (2 in 2020)
- Dieudonne Kwizera (2 in 1989)
- Heye Lambertus (1 in 1933; 1 in 1934)
- Gene Little (1 in 1940; 1 in 1941)
- Antoine Lloyd (2 in 2018)
- Roland Locke (2 in 1926)
- Jerry Marsee (1 in 1990; 1 in 1991)
- Pat McKenzie (1 in 1978; 1 in 1979)
- Maxwell Otterdahl (2 in 2023)
- Nick Percy (1 in 2016; 1 in 2018)
- Luke Pinkelman (1 in 2011; 1 in 2012)
- Leighton Priestley (1 in 1970; 1 in 1972)
- Matt Reckmeyer (1 in 1976; 1 in 1977)
- Peter Scott (2 in 1966)
- Dusty Stamer (1 in 2004; 1 in 2005)
- Joe Staub (2 in 1981)
- Alex Talley (2 in 2022)
- Robert Thomas (2 in 1996)
- Coburn Thomson (1 in 1929; 1 in 1930)
- Balazs Tolgyesi (2 in 1996)
- Pat Trainor (1 in 1992; 1 in 1994)
- Miles Ukaoma (1 in 2013; 1 in 2014)
- Riley Washington (1 in 1993; 1 in 1995)
- Edsel Wibbels (1 in 1940; 1 in 1942)
- Scott Wimms (2 in 2007)
- Drew Wiseman (1 in 2014; 1 in 2015)
- James White (2 in 2015)

First-Team All-Americans (426)

- Fred Dale (1921)
- Ed Smith (1921)
- Ed Smith (1921)
- Maurice Gardener (1922)
- Ed Smith (1922)
- Ed Smith (1922)
- Howard Turner (1922)
- Harold Hartley (1923)
- Frank Wirsig (1925)
- Roland Locke (1926)
- Roland Locke (1926)
- Robert Stephens (1926)

- Frank Wirsig (1926)
- Glenn Johnson (1927)
- Frank Wirsig (1927)
- Harold Trumble (1928)
- Coburn Tomson (1929)
- Willis Lamson (1930)
- Coburn Tomson (1930)
- Hugh Rhea (1930)
- Donald Gray (1931)
- Hugh Rhea (1931)
- Hugh Rhea (1932)
- Heye Lambertus (1933)
- Donald Gray (1933)
- Heye Lambertus (1934)
- Sam Francis (1936)
- Lloyd Cardwell (1936)
- Sam Francis (1937)
- Robert Simmons (1939)
- Herbert Grote (1940)
- Harold Hunt (1940)
- Gene Littler (1940)
- Edsel Wibbels (1940)
- Bobby Ginn (1941)
- Harold Hunt (1941)
- Gene Littler (1941)
- Howard Debus (1942)
- Howard Debus (1942)
- Bobby Ginn (1942)
- Harold Hunt (1942)
- Edsel Wibbels (1942)
- Howard Debus (1943)
- Howard Debus (1943)
- Howard Debus (1943)
- Dean Kratz (1945)
- Dick Miller (1945)
- Herbert Grote (1946)
- Harry McGinnis (1948)
- Don Cooper (1950)
- Dick Meissner (1951)
- Glenn Beerline (1953)
- Keith Gardner (1957)
- Keith Gardner (1958)
- Keith Gardner (1958)
- Ken Pollard (1959)
- Joe Mullins (1960)
- Victor Brooks (1964)
- Dave Crook (1964)
- Gil Gebo (1964)
- Lynn Headley (1964)
- Kent McCloughlan (1964)
- Dick Strand (1964)
- Dave Crook (1965)
- Charlie Greene (1965)
- Charlie Greene (1965)
- Charlie Greene (1965)
- Lynn Headley (1965)
- Lynn Headley (1965)
- Lynn Headley (1965)
- Tom Millsap (1965)
- Jim Wendt (1965)
- Dave Crook (1966)
- Dave Crook (1966)
- Charlie Greene (1966)
- Charlie Greene (1966)
- Lynn Headley (1966)
- Lynn Headley (1966)
- Peter Scott (1966)
- Peter Scott (1966)
- Charlie Greene (1967)

- Charlie Greene (1967)
- Lennox Burgher (1968)
- Lennox Burgher (1968)
- Les Hellbusch (1968)
- Hugh McGovern (1968)
- Dan Morran (1968)
- Mike Randall (1968)
- Lennox Burgher (1969)
- Lennox Burgher (1969)
- Garth Case (1969)
- Clifton Forbes (1969)
- Garth Case (1970)
- Ron Lange (1970)
- Bob Pierce (1970)
- Leighton Priestley (1970)
- Greg Carlberg (1971)
- Roger Chadwick (1971)
- Larry Cimato (1971)
- Jim Hawkins (1971)
- Dan Speck (1971)
- Garth Case (1972)
- Garth Case (1972)
- Roger Chadwick (1972)
- Larry Cimato (1972)
- Ruben Givens (1972)
- Wes Leonard (1972)
- Leighton Priestley (1972)
- Dan Speck (1972)
- Jeff Wisemiller (1972)
- Roger Chadwick (1973)
- Roger Chadwick (1973)
- Larry Cimato (1973)
- Larry Gnapp (1973)
- Lynn Hall (1973)
- Jim Hawkins (1973)
- Steadman Mason (1973)
- Dan Speck (1973)
- Jeff Wisemiller (1973)
- Roger Chadwick (1974)
- Larry Gnapp (1974)
- Lynn Hall (1974)
- Scott Sorchik (1974)
- Dan Speck (1974)
- Jeff Wisemiller (1974)
- Ron Fischer (1976)
- Ray Mahoney (1976)
- Matt Reckmeyer (1976)
- Scott Sorchik (1976)
- Harold Stelzer (1976)
- Ron Fischer (1977)
- Lee Kunz (1977)
- Jeff Lee (1977)
- Paul McClain (1977)
- Scott Poehling (1977)
- Matt Reckmeyer (1977)
- Scott Sorchik (1977)
- Everton DaCosta (1978)
- Tom Dovel (1978)
- Pat McKenzie (1978)
- Ray Mahoney (1978)
- Everton DaCosta (1979)
- Paul Downes (1979)
- Brian Dunnigan (1979)
- Mark Fluit (1979)
- Pat McKenzie (1979)
- Ray Mahoney (1979)
- Scott Poehling (1979)
- Scott Poehling (1979)
- Scott Poehling (1980)
- Randy Raymond (1981)
- Joe Staub (1981)
- Joe Staub (1981)
- Darren Burton (1985)
- Glen Cunningham (1985)
- Jeff Loescher (1985)
- Gerard O'Callaghan (1985)
- Jean Verster (1985)
- Dennis Wallace (1985)
- Kurt Russell (1986)
- Jean Verster (1986)
- Robert Gonzales (1987)
- Terry Goods (1987)
- Regis Humphrey (1987)
- Mike Schnebel (1987)
- Jean Verster (1987)
- Dave Brown (1988)
- James Morris (1988)
- Bill Trott (1988)
- Dale Burrage (1989)
- Harald Graham (1989)
- Jeff Hooper (1989)
- Regis Humphrey (1989)
- Regis Humphrey (1989)
- Mark Jackson (1989)
- Joe Kirby (1989)
- Dieudonne Kwizera (1989)
- Dieudonne Kwizera (1989)
- Ken Waller (1989)
- Harald Graham (1990)
- Jeff Hooper (1990)
- Mark Jackson (1990)
- Jerry Marsee (1990)
- Tamas Molnar (1990)
- Tamas Molnar (1990)
- Rick Schwieger (1990)
- Ken Waller (1990)
- Stephen Golding (1991)
- Stephen Golding (1991)
- Mark Jackson (1991)
- Mark Jackson (1991)
- Jerry Marsee (1991)
- Tamas Molnar (1991)
- Rick Schwieger (1991)
- Ken Waller (1991)
- Kevin Coleman (1992)
- Kevin Coleman (1992)
- Travis Grant (1992)
- Mark Jackson (1992)
- Mark Jackson (1992)
- Andy Meyer (1992)
- Petar Malesev (1992)
- Rick Schwieger (1992)
- Pat Trainor (1992)
- Ken Waller (1992)
- Kevin Coleman (1993)
- Kevin Coleman (1993)
- Petar Malesev (1993)
- Andy Meyer (1993)
- Andy Meyer (1993)
- Robert Thomas (1993)
- Robert Thomas (1993)
- Riley Washington (1993)
- Mark Graham (1994)
- Mark Graham (1994)
- Willie Hibler (1994)
- Marlon Jones (1994)
- Petar Malesev (1994)
- Rod Marshall (1994)

- Andy Meyer (1994)
- Pat Trainor (1994)
- Willie Hibler (1995)
- Marlon Jones (1995)
- Petar Malesev (1995)
- Kevin Miiller (1995)
- Robert Thomas (1995)
- Robert Thomas (1995)
- Riley Washington (1995)
- Tom Fish (1996)
- Willie Hibler (1996)
- Willie Hibler (1996)
- Jonah Kiptarus (1996)
- Jonah Kiptarus (1996)
- Jonah Kiptarus (1996)
- Alex Lamme (1996)
- Shane Lavy (1996)
- Frank Mensah (1996)
- Miklos Roth (1996)
- Robert Thomas (1996)
- Robert Thomas (1996)
- Balazs Tolgyesi (1996)
- Balazs Tolgyesi (1996)
- Byron Topps (1996)
- Tom Fish (1997)
- Willie Hibler (1997)
- Joe Laster (1997)
- Shane Lavy (1997)
- Shane Lavy (1997)
- Scott Warren (1997)
- Chris Wright (1997)
- Shane Lavy (1998)
- Shane Lavy (1998)
- Byron Topps (1998)
- Scott Warren (1998)
- Scott Warren (1998)
- Chris Wright (1998)
- Chris Wright (1998)
- Joe Erdkamp (1999)
- Joe Erdkamp (1999)
- Shane Lavy (1999)
- Shane Lavy (1999)
- Scott Warren (1999)
- Jeff Armitage (2000)
- Chris Chandler (2000)
- Eric Eshbach (2000)
- Sheldon Hutchinson (2000)
- Shaun Kologinczak (2000)
- Chris Chandler (2001)
- Eric Eshbach (2001)
- Shaun Kologinczak (2001)
- Daniel Johnson (2002)
- Carl Myerscough (2002)
- Carl Myerscough (2002)
- Carl Myerscough (2002)
- Kyle Odvody (2002)
- Artur Wszelaki (2002)
- Derek Zachary (2002)
- James Bowler (2003)
- David Davis Jr. (2003)
- Eric Eshbach (2003)
- Eric Eshbach (2003)
- Shaun Kologinczak (2003)
- Carl Myerscough (2003)
- Carl Myerscough (2003)
- Casey Thom (2003)
- Eric Eshbach (2004)
- Dmitrijs Milkevics (2004)
- Dmitrijs Milkevics (2004)

- Carl Myerscough (2004)
- Carl Myerscough (2004)
- Aaron Nasers (2004)
- Nate Probasco (2004)
- Shelldon Simpson (2004)
- Dusty Stamer (2004)
- Brad Teeple (2004)
- Oliver Williams Jr. (2004)
- Gable Baldwin (2005)
- Dusty Jonas (2005)
- Dusty Jonas (2005)
- Dmitrijs Milkevics (2005)
- Aaron Plas (2005)
- Aaron Plas (2005)
- Nate Probasco (2005)
- Daniel Roper (2005)
- Ray Scotten (2005)
- Ray Scotten (2005)
- Dusty Stamer (2005)
- Arturs Abolins (2006)
- Arturs Abolins (2006)
- Dusty Jonas (2006)
- Dusty Jonas (2006)
- Aaron Plas (2006)
- Ray Scotten (2006)
- Ray Scotten (2006)
- Daniel Christensen (2007)
- Lukas Hulett (2007)
- Lukas Hulett (2007)
- Dusty Jonas (2007)
- Dusty Jonas (2007)
- Nate Probasco (2007)
- Scott Wims (2007)
- Scott Wims (2007)
- Lukas Hulett (2008)
- Lukas Hulett (2008)
- Dusty Jonas (2008)
- Dusty Jonas (2008)
- Bjorn Barrefors (2009)
- Bjorn Barrefors (2009)
- Seth Burney (2009)
- Seth Burney (2009)
- Nicholas Gordon (2009)
- Nicholas Gordon (2009)
- Chris Phipps (2009)
- Kirkland Thornton (2009)
- Kirkland Thornton (2009)
- Kirkland Thornton (2009)
- Bobby Carter (2010)
- Lehann Fourie (2010)
- Lehann Fourie (2010)
- Paul Hamilton (2010)
- Paul Hamilton (2010)
- Nicholas Gordon (2010)
- Tyler Hitchler (2010)
- Chris Phipps (2010)
- Adam Wolkins (2010)
- Paul Hamilton (2011)
- Tyler Hitchler (2011)
- Luke Pinkelman (2011)
- Chris Phipps (2011)
- Nate Polacek (2011)
- Chad Wright (2011)
- Bjorn Barrefors (2012)
- Bjorn Barrefors (2012)
- Tyler Hitchler (2012)
- Chris Phipps (2012)
- Luke Pinkelman (2012)
- Chad Wright (2012)

- Levi Gipson (2013)
- Ricco Hall (2013)
- Janis Leitis (2013)
- Patrick Raedler (2013)
- Cody Rush (2013)
- Christian Sanderfer (2013)
- Miles Ukaoma (2013)
- Chad Wright (2013)
- Jake Bender (2014)
- Levi Gipson (2014)
- Levi Gipson (2014)
- Ricco Hall (2014)
- Patrick Raedler (2014)
- Patrick Raedler (2014)
- Cody Rush (2014)
- Cody Rush (2014)
- Miles Ukaoma (2014)
- Drew Wiseman (2014)
- Drew Wiseman (2014)
- Chad Wright (2014)
- Oladapo Akinmoladun (2015)
- Jake Bender (2015)
- Levi Gipson (2015)
- Cody Rush (2015)
- James White (2015)
- James White (2015)
- Drew Wiseman (2015)
- Oladapo Akinmoladun (2016)
- Sam Bransby (2016)
- Kaiwan Culmer (2016)
- Levi Gipson (2016)
- Nick Percy (2016)
- Cody Rush (2016)
- Tanner Townsend (2016)
- Kaiwan Culmer (2017)
- Cody Walton (2017)
- Antoine Lloyd (2018)
- Antoine Lloyd (2018)
- Nick Percy (2018)
- Luke Siedhoff (2018)
- Mayson Conner (2019)
- Jared Seay (2019)
- George Kusche (2020)
- George Kusche (2020)
- Burger Lambrechts Jr. (2020)
- Alencar Pereira (2020)
- Mayson Conner (2021)
- Burger Lambrechts Jr. (2021)
- Burger Lambrechts Jr. (2022)
- Darius Luff (2022)
- Alex Talley (2022)
- Alex Talley (2022)
- Mayson Conner (2023)
- Darius Luff (2023)
- Darius Luff (2023)
- Maxwell Otterdahl (2023)
- Maxwell Otterdahl (2023)
- Till Steinforth (2023)
- Till Steinforth (2023)
- Jonah Wilson (2023)
- Tyus Wilson (2023)
- Darius Luff (2024)
- Micaylon Moore (2024)
- Kevin Shubert (2024)
- Till Steinforth (2024)
- Till Steinforth (2024)
- Tyus Wilson (2024)
- Tyus Wilson (2024)
- Henry Zimmerman (2024)

Three-Time First-Team CSC Academic All-Americans (2)

- Bjorn Barrefors (2011, 2012, 2013)
- Levi Gipson (2014, 2015, 2016)

Four-Time CSC Academic All-American (1)

- Bjorn Barrefors (2010, 2011, 2012, 2013)

Three-Time CSC Academic All-American (2)

- Kevin Cahoy (2019, 2020, 2021)
- Levi Gipson (2014, 2015, 2016)

Two-Time CSC Academic All-Americans (10)

- Brady Bonsall (1995, 1996)
- Nicholas Gordon (2010, 2011)
- Alex Lamme (1996, 1997)
- Nate Polacek (2011, 2012)
- Nate Probasco (2006, 2007)
- Cody Rush (2014, 2016)
- Luke Siedhoff (2020, 2021)
- Till Steinforth (2023, 2024)
- Drew Wiseman (2015, 2017)

CSC Academic All-Americans (42)

First-Team (22)

- Brady Bonsall (1996)
- Alex Lamme (1996)
- Nate Probasco (2007)
- Issar Yazhbin (2007)
- Nicholas Gordon (2010)
- Bjorn Barrefors (2011)
- Bjorn Barrefors (2012)
- Bjorn Barrefors (2013)
- Nate Polacek (2012)
- Levi Gipson (2014)
- Levi Gipson (2015)
- John Welk (2015)
- Drew Wiseman (2015)
- Levi Gipson (2016)
- Cody Rush (2016)
- Drew Wiseman (2017)
- Kevin Cahoy (2020)
- Kevin Cahoy (2021)
- Luke Siedhoff (2021)
- Till Steinforth (2023)
- Till Steinforth (2024)
- Tyus Wilson (2024)

Second-Team (13)

- James Blackledge (1988)
- Alex Lamme (1997)
- Kyle Wyatt (2002)
- Dana Carne (2004)
- Aaron Plas (2006)
- Nate Probasco (2006)
- Nicholas Gordon (2011)
- Nate Polacek (2011)
- Cody Rush (2014)
- Luke Siedhoff (2020)
- George Kusche (2022)
- Alex Talley (2022)
- Micaylon Moore (2024)

Third-Team (7)

- Brady Bonsall (1995)
- Danny Hill (2014)
- Bjorn Barrefors (2010)
- Adam Dailey (2011)
- Tyler Hitchler (2011)
- Brett Grieb (2012)
- Kevin Cahoy (2019)

Men's Track and Field Indoor Records

Running Events

Event	Time	Athlete	Date
50-Yard Dash	5.2	Charlie Greene	March 15, 1965
	5.2	Horace Levy	Dec. 12, 1970
50-Meter Dash	5.99	Dennis Wallace	Jan. 15, 1984
60-Yard Dash	6.15mA	Byron Topps	Feb. 21, 1998
55-Meter Dash	6.15A	Byron Topps	Feb. 21, 1998
60-Meter Dash	6.61	Chris Chandler	Feb. 12, 2000
	6.61s	Oliver Williams Jr.	March 6, 2004
200-Meter Dash	20.84	Chris Chandler	March 4, 2000
	20.73 (O)	Chris Chandler	Feb. 26, 2000
300-Yard Dash	30.07	Bob Jelks	Feb. 28, 1987
400-Meter Dash	46.32	Cody Rush	Feb. 6, 2015
	45.91 (O)	Cody Rush	Feb. 28, 2015
440-Yard Dash	48.03	Ray Mahoney	Feb. 17, 1979
500-Yard Run	56.0	Garth Case	Jan. 14, 1972
500-Meter Run	1:02.98	Regis Humphrey	Jan. 25, 1986
600-Yard Run	1:08.67	Dmitrijs Milkevics	Feb. 14, 2004
600-Meter Run	1:15.60	Dmitrijs Milkevics	Feb. 5, 2005
	1:15.37 (O)	Nick Bryant	Feb. 25, 2023
800-Meter Run	1:46.46	Dmitrijs Milkevics	Feb. 25, 2006
880-Yard Run	1:48.97	Scott Poehling	Feb. 17, 1979
1,000-Yard Run	2:08.96	Scott Poehling	Feb. 16, 1980
1,000-Meter Run	2:22.12	Aaron Nasers	Feb. 28, 2004
1,500-Meter Run	3:47.4	Marc Adam	March 2, 1984
Mile Run	3:58.24	George Kusche	March 12, 2021
	3:57.74 (O)	George Kusche	Feb. 13, 2021
3,000-Meter Run	7:50.93	George Kusche	Feb. 8, 2020
Two-Mile Run	8:39.66	Marc Adam	Feb. 25, 1984
Three-Mile Run	13:42.08	Jean Verster	Feb. 28, 1986
5,000-Meter Run	13:56.26	David Adams	March 11, 2011
	13:48.78 (O)	David Adams	Feb. 11, 2011
50-Yard Hurdles	6.3	Gary Gressett	Dec. 12, 1970
60-Yard Hurdles	7.16s	Jeff Lee	March 12, 1977
55-Meter Hurdles	7.19	Stephen Golding	Feb. 9, 1991
60-Meter Hurdles	7.54	Darius Luff	March 10, 2023
70-Yard Hurdles	8.5	Ralph Fisher	Feb. 17, 1973

Relays

Event	Time	Athletes	Date
4x400-Meter	3:04.83	Bender, Rush, Gipson, Wiseman	March, 14, 2015
4x440-Yard	3:11.68	Brooks, Poehling, Mahoney, McKenzie	Feb. 10, 1979
4x800-Meter	7:24.44p	Henning, Petit, Miiller, Skinner	March 13, 1992
4x880-Yard	7:27.85	Herrell, Gonzales, Goods, Humphrey	Feb. 13, 1987
4x60-Yard Shuttle Hurdle	28.8	Gressett, Anderson, Schmitz, Fisher	Feb. 10, 1973
Distance-Medley (m)	9:32.13	Lamme, Roth, Kiptarus, Tolgyesi	March 9, 1996
	9:31.71 (O)	Gibson, Rush, Brinn, Vidlak	March 1, 2013
Distance-Medley (y)	9:41.80	Cunningham, Wallace, O'Callaghan, Verster	Feb. 9, 1985

Field Events/Combined Events

Event	Metric	Imperial	Athletes	Date
High Jump	2.31	7-7	Dusty Jonas	March 15, 2008
Pole Vault	5.58	18-3 3/4	Eric Eshbach	March 14, 2003
Long Jump	8.11	26-7 1/4	Arturs Abolins	March 10, 2006
Triple Jump	16.80	55-1 1/2	Robert Thomas	Feb. 6, 1993
Shot Put	21.49	70-6 1/4	Carl Myerscough	March 15, 2003
35 lbs. Weight Throw	22.91	75-2	Henry Zimmerman	Feb. 9, 2024
Pentathlon	3,987		Rick Schwieger	Jan. 18, 1991
Heptathlon	6,196		Till Steinforth	March 10-11, 2023

Key: A=altitude (above 1,000 meters); s=semi-finals; p=preliminaries; O=oversized track

Men's Track and Field Outdoor Records

Running Events

Event	Time	Athlete	Date
100-Meter Dash	10.16	Chris Chandler	April 1, 2000
	10.14w	Dusty Stamer	May 14, 2005
200-Meter Dash	20.25	Garrett Kaaland	May 24, 2024
400-Meter Dash	45.38	Ken Waller	May 20, 1991
800-Meter Run	1:44.74	Dmitrijs Milkevics	June 11, 2005
1,000-Meter Run	2:18.27	Dieudonne Kwizera	Aug. 8, 1989
1,500-Meter Run	3:35.57s	Balazs Tolgyesi	Aug. 1, 1996
Mile Run	3:55.34	Balazs Tolgyesi	Aug. 25, 1996
3,000-Meter Run	7:59.01	Jean Verster	Jan. 6, 1986
5,000-Meter Run	13:51.35	Joe Kirby	April 21, 1990
10,000-Meter Run	28:50.90	Cleophas Boor	April 18, 1998
Marathon	2::20:19.0	Wally Duffy	Dec. 10, 1983
110-Meter Hurdles	13.19	Darius Luff	June 7, 2024
400-Meter Hurdles	49.18p	Mark Jackson	Aug. 3, 1992
3,000-Meter SC	8:29.66	Kurt Russell	March 22, 1986

Relays

Event	Time	Athletes	Date
4x100-Meter	38.91	Senior, Kerr, Paissan, Kaalund	June 7, 2023
4x200-Meter	1:22.62	Wims, Danns, Hulett, Probasco	April 27, 2007
4x400-Meter	3:02.81	Waller, Jackson, Marsee, Molnar	June 1, 1991
4x800-Meter	7:14.89	O'Callaghan, Cunningham, Humphrey, Verster	April 26, 1985
4x1,600-Meter	16:21.87	O'Callaghan, Perlinger, Russell, Verster	April 25, 1986
4x110 Shuttle Hurdle	54.90	T. Ross, Fourie, Lund, Thornton	April 24, 2009
Sprint Medley	3:15.97	Adkison, Perry, Jelks, Kwizera	April 28, 1990
Distance Medley	9:36.39	Cunningham, Humphrey, Verster, O'Callaghan	April 6, 1985

Field Events/Combined Events

Event	Metric	Imperial	Athletes	Date
High Jump	2.36A	7-8 3/4	Dusty Jonas	May 18, 2008
Pole Vault	5.70	18-8 1/4	Eric Eshbach	April 17, 2004
Long Jump	8.15	26-9	Robert Thomas	April 17, 1993
	8.26w	27-1 1/4	Robert Thomas	May 15, 1995
Triple Jump	16.52	54-2 1/2	Kaiwan Culmer	June 22, 2018
Shot Put	21.92	71-11	Carl Myerscough	June 13, 2003
Discus	65.10	213-7	Carl Myerscough	May 15, 2004
Hammer	71.52	234-8	Alex Talley	June 8, 2022
Javelin	80.86	265-3	Dash Sirmon	May 10, 2024
Decathlon	8,287		Till Steinforth	June 23-24, 2024

Key: A=altitude (above 1,000 meters); s=semi-finals; p=preliminaries

Women's Track and Field Honors

14-Time NCAA Champion (1)

- Merlene Ottey (2 in 1980, 4 in 1981, 5 in 1982, 2 in 1983, 1 in 1984)

Four-Time NCAA Champion (1)

- Rhonda Blanford (2 in 1982, 2 in 1985)

Three-Time NCAA Champions (3)

- Nicola Martial (1 in 1994, 1 in 1995, 1 in 1996)
- Ineta Radevica (1 in 2003, 2 in 2004)
- Tressa Thompson (2 in 1997, 1 in 1998)

Two-Time NCAA Champions (8)

- Becky Breisch (1 in 2003, 1 in 2004)
- Angee Henry (2 in 1996)
- Debra James (2 in 1982)
- Shanelle Porter (1 in 1991, 1 in 1993)
- Ximena Restrepo (2 in 1991)
- Rhema Otabor (1 in 2023, 1 in 2024)
- Anne Shadle (2 in 2005)
- Linetta Wilson (2 in 1987)

NCAA Champions (56)

- Merlene Ottey (1980 - Indoor 300-Meter Dash)
- Merlene Ottey (1980 - Outdoor 200-Meter Dash)
- Merlene Ottey (1981 - Indoor 60-Meter Dash)
- Merlene Ottey (1981 - Indoor 300-Meter Dash)
- Merlene Ottey (1981 - Outdoor 100-Meter Dash)
- Merlene Ottey (1981 - Outdoor 200-Meter Dash)
- Rhonda Blanford (1982 - Indoor 4x220-Yard Relay)
- Rhonda Blanford (1982 - Outdoor 4x100-Meter Relay)
- Jennie Gorham (1982 - Indoor 4x220-Yard Relay)
- Debra James (1982 - Indoor 4x220-Yard Relay)
- Debra James (1982 - Outdoor 4x100-Meter Relay)
- Alicia McQueen (1982 - Outdoor 4x100-Meter Relay)
- Merlene Ottey (1982 - Indoor 60-Yard Dash)
- Merlene Ottey (1982 - Indoor 300-Yard Dash)
- Merlene Ottey (1982 - Outdoor 100-Meter Dash)
- Merlene Ottey (1982 - Indoor 4x220-Yard Relay)
- Merlene Ottey (1982 - Outdoor 4x100-Meter Relay)
- Janet Burke (1983 - Indoor 60-Yard Dash)
- Merlene Ottey (1983 - Outdoor 100-Meter Dash)
- Merlene Ottey (1983 - Outdoor 200-Meter Dash)
- Denise Thiemard (1983 - Outdoor Javelin)
- Merlene Ottey (1984 - Indoor 55-Meter Dash)
- Angela Thacker (1984 - Indoor Long Jump)
- Rhonda Blanford (1985 - Indoor 55-Meter Hurdles)
- Rhonda Blanford (1985 - Outdoor 100-Meter Hurdles)
- Linetta Wilson (1987 - Indoor 500-Meter Run)
- Linetta Wilson (1987 - Outdoor 400-Meter Hurdles)
- Sharon Powell (1988 - Outdoor 800-Meter Run)
- Renita Robinson (1989 - Outdoor Triple Jump)
- Shanelle Porter (1991 - Outdoor 4x400-Meter Relay)
- Ximena Restrepo (1991 - Outdoor 400-Meter Dash)
- Ximena Restrepo (1991 - Outdoor 4x400-Meter Relay)
- Kim Walker (1991 - Outdoor 4x400-Meter Relay)
- Tranquil Wilson (1991 - Outdoor 4x400-Meter Relay)
- Shanelle Porter (1993 - Indoor 400-Meter Dash)
- Nicola Martial (1994 - Outdoor Triple Jump)
- Nicola Martial (1995 - Outdoor Triple Jump)
- Angee Henry (1996 - Indoor Long Jump)
- Angee Henry (1996 - Outdoor Long Jump)

- Nicola Martial (1996 - Indoor Triple Jump)
- Tressa Thompson (1997 - Indoor Shot Put)
- Tressa Thompson (1997 - Outdoor Shot Put)
- Tressa Thompson (1998 - Outdoor Shot Put)
- Becky Breisch (2003 - Outdoor Shot Put)
- Ineta Radevica (2003 - Outdoor Triple Jump)
- Becky Breisch (2004 - Outdoor Discus)
- Priscilla Lopes (2004 - Indoor 60-Meter Hurdles)
- Ineta Radevica (2004 - Indoor Triple Jump)
- Ineta Radevica (2004 - Outdoor Triple Jump)
- Ashley Selig (2005 - Indoor Pentathlon)
- Anne Shadle (2005 - Indoor Mile Run)
- Anne Shadle (2005 - Outdoor 1,500-Meter Run)
- Dace Ruskule (2006 - Outdoor Discus)
- Axelina Johansson (2023 - Outdoor Shot Put)
- Rhema Otabor (2023 - Outdoor Javelin)
- Rhema Otabor (2024 - Outdoor Javelin)

24-Time First-Team All-American (1)

- Merlene Ottey (6 in 1980, 5 in 1981, 7 in 1982, 4 in 1983, 2 in 1984)

Eight-Time First-Team All-Americans (4)

- Rhonda Blanford (2 in 1982, 2 in 1983, 2 in 1984, 2 in 1985)
- Shanelle Porter (2 in 1991, 2 in 1992, 2 in 1993, 1 in 1994, 1 in 1995)
- Ineta Radevica (4 in 2003, 4 in 2004)
- Linetta Wilson (2 in 1986, 2 in 1987, 2 in 1988, 2 in 1989)

Seven-Time First-Team All-Americans (4)

- Becky Breisch (1 in 2002, 2 in 2003, 2 in 2004, 2 in 2006)
- Jennie Gorham [Badami] (2 in 1980, 1 in 1982, 2 in 1983, 2 in 1984)
- Angee Henry (1 in 1994, 2 in 1995, 2 in 1996, 2 in 1997)
- Paulette Mitchell (1 in 1993, 2 in 1994, 2 in 1995, 2 in 1996)

Six-Time First-Team All-Americans (9)

- Epley Bullock (1 in 2007, 1 in 2008, 2 in 2009, 2 in 2010)
- Dalhia Ingram (1 in 1997, 1 in 1998, 2 in 1999, 2 in 2000)
- Priscilla Lopes (2 in 2004, 2 in 2005, 2 in 2006)
- Nicola Martial (2 in 1994, 2 in 1995, 2 in 1996)
- Michelle Milling (1 in 1985, 1 in 1986, 2 in 1987, 2 in 1988)
- Ashley Selig (2 in 2004, 2 in 2005, 1 in 2006, 1 in 2007)
- Marcia Tate (1 in 1982, 2 in 1983, 2 in 1984, 1 in 1985)
- Tressa Thompson (1 in 1995, 2 in 1996, 2 in 1997, 1 in 1998)
- Kathy Travis [Miller] (2 in 1992, 1 in 1994, 1 in 1995, 2 in 1996)

Five-Time First-Team All-Americans (10)

- La'Tisha Croom (1 in 1995, 2 in 1996, 1 in 1997, 1 in 1998)
- Stella Klassen (1 in 1997, 1 in 1998, 2 in 1999, 1 in 2000)
- Karen Kruger (2 in 1987, 3 in 1988)
- Jill Myatt (1 in 1994, 1 in 1995, 2 in 1996, 1 in 1997)
- Sammie Resh [Gdowski] (1 in 1987, 1 in 1988, 1 in 1989, 2 in 1990)
- Ximena Restrepo (2 in 1989, 1 in 1990, 2 in 1991)
- Renita Robinson (2 in 1987, 1 in 1988, 2 in 1989)
- Jenna Rogers (2 in 2022, 1 in 2023, 2 in 2024)
- Kwani Stewart (1 in 1991, 1 in 1992, 1 in 1993, 2 in 1994)
- Angela Thacker (2 in 1983, 2 in 1984, 1 in 1986)

Four-Time First-Team All-Americans (9)

- Nicole Ali (2 in 1983, 1 in 1984, 1 in 1986)
- Carrie Branness (1 in 1997, 2 in 2000, 1 in 2001)
- Janet Burke (1 in 1982, 2 in 1983, 1 in 1984)
- Axelina Johansson (1 in 2022, 2 in 2023, 1 in 2024)
- Cris Hall (1 in 1991, 2 in 1992, 1 in 1993)
- Denise Lucas (1 in 1989, 2 in 1991, 1 in 1992)
- Lesley Owusu (1 in 1998, 2 in 2000, 1 in 2001)
- Melissa Price (1 in 1999, 1 in 2000, 1 in 2001, 1 in 2002)
- Fran ten Benschel (2 in 1991, 1 in 1992, 1 in 1993)

Three-Time First-Team All-Americans (11)

- Sharon Burrill (2 in 1980, 1 in 1981)
- Lisa Darling Graham (2 in 1991, 1 in 1992)
- Tami Essington (2 in 1981, 1 in 1982)
- Nancy Kindig (2 in 1981, 1 in 1982)
- Tashika Lewis (2 in 1995, 1 in 1996)
- Chantae McMillan (1 in 2009, 1 in 2010, 1 in 2011)
- Alicia McQueen (3 in 1982)
- Normalee Murray (2 in 1980, 1 in 1981)
- Sharon Powell (1 in 1987, 2 in 1988)
- Theresa Stelling (1 in 1993, 1 in 1994, 1 in 1995)
- Natalie Willer (1 in 2010, 2 in 2011)

Two-Time First-Team All-Americans (30)

- Sara Jane Baker (2 in 2006)
- Deb Clark (1 in 1984, 1 in 1985)
- Kerry Doetker (2 in 1997)
- Jenny Green (2 in 2004)
- Mara Griva (1 in 2011, 1 in 2013)
- Maddie Harris (1 in 2022, 1 in 2023)
- Debra James (2 in 1982)
- Jenny Johnson (1 in 1994, 1 in 1995)
- Krisztina Kovesi (2 in 2003)
- Lisa Kramer (2 in 1981)
- Tanya Lidy (2 in 1989)
- Cassie Morelock (1 in 1999, 1 in 2000)
- Rhema Otabor (1 in 2023, 1 in 2024)
- Charmaine Plummer (2 in 1996)
- Meka Rembert (2 in 1998)
- Nora Rockenbauer (1 in 1989, 1 in 1990)
- Dace Ruskule (1 in 2006, 1 in 2007)

- Pam Schubarth (2 in 1981)
- Julie Seaton (2 in 1980)
- Anne Shadle (2 in 2005)
- Brysun Stately (2 in 2007)
- Sara Stricker (1 in 1981, 1 in 1982)
- Karyn Szarkowski (1 in 1985, 1 in 1986)
- Tammy Thurman (2 in 1988)
- Na'Tassia Vice (1 in 2003, 1 in 2004)
- Kim Walker (2 in 1991)
- Beth Webster (1 in 1987, 1 in 1989)
- Kayla Wilkinson (1 in 2006, 1 in 2008)
- Tierra Williams (2 in 2016)
- Tranquil Wilson (2 in 1991)

First-Team All-Americans (355)

- Janet Bates (1980)
- Sharon Burrill (1980)
- Sharon Burrill (1980)
- Jennie Gorham (1980)
- Jennie Gorham (1980)
- Normalee Murray (1980)
- Normalee Murray (1980)
- Merlene Ottey (1980)
- Merlene Ottey (1980)
- Julie Seaton (1980)
- Julie Seaton (1980)
- Cindy Tatum (1980)
- Sharon Burrill (1981)
- Tami Essington (1981)
- Tami Essington (1981)
- Nancy Kindig (1981)
- Nancy Kindig (1981)
- Lisa Kramer (1981)
- Lisa Kramer (1981)
- Normalee Murray (1981)
- Merlene Ottey (1981)
- Merlene Ottey (1981)
- Pam Schubarth (1981)
- Pam Schubarth (1981)
- Sara Stricker (1981)
- Cheryl Zajic (1981)
- Rhonda Blanford (1982)
- Rhonda Blanford (1982)
- Janet Burke (1982)
- Tami Essington (1982)
- Jennie Gorham (1982)
- Marjan Goedhart (1982)
- Debra James (1982)
- Debra James (1982)
- Nancy Kindig (1982)
- Alicia McQueen (1982)
- Alicia McQueen (1982)
- Merlene Ottey (1982)
- Merlene Ottey (1982)
- Ruth Pugh (1982)
- Robin Small (1982)
- Sara Stricker (1982)
- Marcia Tate (1982)
- Nicole Ali (1983)
- Nicole Ali (1983)
- Rhonda Blanford (1983)
- Rhonda Blanford (1983)
- Janet Burke (1983)
- Janet Burke (1983)

- Jennie Gorham (1983)
- Jennie Gorham (1983)
- Merlene Ottey (1983)
- Marcia Tate (1983)
- Marcia Tate (1983)
- Angela Thacker (1983)
- Angela Thacker (1983)
- Denise Thiemard (1983)
- Kirsti Voldnes (1983)
- Karen Wod (1983)
- Nicole Ali (1984)
- Holly Ashmore (1984)
- Rhonda Blanford (1984)
- Rhonda Blanford (1984)
- Janet Burke (1984)
- Deb Clark (1984)
- Jennie Gorham [Badami] (1984)
- Jennie Gorham [Badami] (1984)
- Merlene Ottey (1984)
- Deb Powell (1984)
- Heather Smith (1984)
- Marcia Tate (1984)
- Marcia Tate (1984)
- Angela Thacker (1984)
- Angela Thacker (1984)
- Rhonda Blanford (1985)
- Rhonda Blanford (1985)
- Deb Clark (1985)
- Michelle Milling (1985)
- Belvia Moody (1985)
- Karyn Szarkowski (1985)
- Marcia Tate (1985)
- Yolanda Waddles (1985)
- Laura Wright (1985)
- Nicole Ali (1986)
- Heidi Christiansen (1986)
- Vicki Johnson (1986)
- Michelle Milling (1986)
- Jill Noel (1986)
- Sha-ri Pendleton (1986)
- Karyn Szarkowski (1986)
- Angela Thacker (1986)
- Linetta Wilson (1986)
- Linetta Wilson (1986)
- Karen Kruger (1987)
- Karen Kruger (1987)
- Michelle Milling (1987)
- Michelle Milling (1987)
- Sharon Powell (1987)
- Sammie Resh (1987)
- Renita Robinson (1987)
- Renita Robinson (1987)
- Beth Webster (1987)
- Linetta Wilson (1987)
- Linetta Wilson (1987)
- Toyia Barnes (1988)
- Karen Kruger (1988)
- Karen Kruger (1988)
- Michelle Milling (1988)
- Michelle Milling (1988)
- Lisa O'Connell (1988)
- Sharon Powell (1988)
- Sharon Powell (1988)
- Sammie Resh [Gdowski] (1988)

- Renita Robinson (1988)
- Tammy Thurman (1988)
- Tammy Thurman (1988)
- Linetta Wilson (1988)
- Linetta Wilson (1988)
- Prema Govindan (1989)
- Tanya Lidy (1989)
- Tanya Lidy (1989)
- Denise Lucas (1989)
- Patricia Nadler (1989)
- Sammie Resh [Gdowski] (1989)
- Ximena Restrepo (1989)
- Ximena Restrepo (1989)
- Renita Robinson (1989)
- Renita Robinson (1989)
- Nora Rockenbauer (1989)
- Beth Webster (1989)
- Linetta Wilson (1989)
- Linetta Wilson (1989)
- Sammie Resh [Gdowski] (1990)
- Sammie Resh [Gdowski] (1990)
- Sabrina Eames (1990)
- Yvonne van der Kolk (1990)
- Meredy Porter (1990)
- Ximena Restrepo (1990)
- Nora Rockenbauer (1990)
- Fran ten Bensel (1991)
- Fran ten Bensel (1991)
- Lynne Frey (1991)
- Lisa Darley Graham (1991)
- Lisa Darley Graham (1991)
- Cris Hall (1991)
- Denise Lucas (1991)
- Denise Lucas (1991)
- Shanelle Porter (1991)
- Shanelle Porter (1991)
- Juliet Prowse (1991)
- Ximena Restrepo (1991)
- Ximena Restrepo (1991)
- Kwani Stewart (1991)
- Kim Walker (1991)
- Kim Walker (1991)
- Tranquil Wilson (1991)
- Tranquil Wilson (1991)
- Fran ten Bensel (1992)
- Lisa Darley Graham (1992)
- Cris Hall (1992)
- Cris Hall (1992)
- Denise Lucas (1992)
- Shanelle Porter (1992)
- Shanelle Porter (1992)
- Kwani Stewart (1992)
- Kathy Travis (1992)
- Fran ten Bensel (1993)
- Cris Hall (1993)
- Paulette Mitchell (1993)
- Shanelle Porter (1993)
- Shanelle Porter (1993)
- Theresa Stelling (1993)
- Kwani Stewart (1993)
- Angee Henry (1994)
- Jenny Johnson (1994)
- Nicola Martial (1994)
- Nicola Martial (1994)

- Paulette Mitchell (1994)
- Paulette Mitchell (1994)
- Jill Myatt (1994)
- Shanelle Porter (1994)
- Theresa Stelling (1994)
- Kwani Stewart (1994)
- Kwani Stewart (1994)
- Kathy Travis (1994)
- La 'Tisha Croom (1995)
- Annette Hall (1995)
- Angee Henry (1995)
- Angee Henry (1995)
- Jenny Johnson (1995)
- Tashika Lewis (1995)
- Tashika Lewis (1995)
- Nicola Martial (1995)
- Nicola Martial (1995)
- Julie Mazzitelli (1995)
- Kathy Travis Miiller (1995)
- Paulette Mitchell (1995)
- Paulette Mitchell (1995)
- Jill Myatt (1995)
- Shanelle Porter (1995)
- Theresa Stelling (1995)
- Tressa Thompson (1995)
- Janet Blomstedt (1996)
- La 'Tisha Croom (1996)
- La 'Tisha Croom (1996)
- Angee Henry (1996)
- Angee Henry (1996)
- Tashika Lewis (1996)
- Nicola Martial (1996)
- Nicola Martial (1996)
- Paulette Mitchell (1996)
- Paulette Mitchell (1996)
- Jill Myatt (1996)
- Jill Myatt (1996)
- Charmaine Plummer (1996)
- Charmaine Plummer (1996)
- Tressa Thompson (1996)
- Tressa Thompson (1996)
- Kathy Travis Miiller (1996)
- Kathy Travis Miiller (1996)
- Carrie Braness (1997)
- Charmaine Burton (1997)
- La 'Tisha Croom (1997)
- Jody Doetker (1997)
- Kerry Doetker (1997)
- Kerry Doetker (1997)
- Angee Henry (1997)
- Angee Henry (1997)
- Dalhia Ingram (1997)
- Stella Klassen (1997)
- Jill Myatt (1997)
- Tressa Thompson (1997)
- Tressa Thompson (1997)
- Christina Blackmer (1998)
- La 'Tisha Croom (1998)
- Dalhia Ingram (1998)
- Stella Klassen (1998)
- Lesley Owusu (1998)
- Meka Rembert (1998)
- Meka Rembert (1998)
- Kim Stewart (1998)
- Tressa Thompson (1998)
- Becky Beachler (1999)
- Dalhia Ingram (1999)
- Dalhia Ingram (1999)
- Stella Klassen (1999)
- Stella Klassen (1999)
- Cassi Morelock (1999)
- Melissa Price (1999)
- Carrie Braness (2000)
- Carrie Braness (2000)
- Cheryl Harmon (2000)
- Dalhia Ingram (2000)
- Dalhia Ingram (2000)
- Stella Klassen (2000)
- Cassi Morelock (2000)
- Lesley Owusu (2000)
- Lesley Owusu (2000)
- Melissa Price (2000)
- Jelena Stanisavljevic (2000)
- Jessica Thompson (2000)
- Carrie Braness (2001)
- Lesley Owusu (2001)
- Melissa Price (2001)
- Becky Breisch (2002)
- Melissa Price (2002)
- Shelley-Ann Brown (2002)
- Becky Breisch (2003)
- Becky Breisch (2003)
- Krisztina Kovesi (2003)
- Krisztina Kovesi (2003)
- Ineta Radevica (2003)
- Ineta Radevica (2003)
- Na'Tassia Vice (2003)
- Becky Breisch (2004)
- Becky Breisch (2004)
- Angela Dies (2004)
- Ann Gaffigan (2004)
- Jenny Green (2004)
- Jenny Green (2004)
- Priscilla Lopes (2004)
- Priscilla Lopes (2004)
- Ineta Radevica (2004)
- Ineta Radevica (2004)
- Ashley Selig (2004)
- Ashley Selig (2004)
- Na'Tassia Vice (2004)
- Priscilla Lopes (2005)
- Priscilla Lopes (2005)
- Ashley Selig (2005)
- Ashley Selig (2005)
- Anne Shadle (2005)
- Anne Shadle (2005)
- Sara Jane Baker (2006)
- Sara Jane Baker (2006)
- Becky Breisch (2006)
- Becky Breisch (2006)
- Priscilla Lopes (2006)
- Priscilla Lopes (2006)
- Dace Ruskule (2006)
- Ashley Selig (2006)
- Kayla Wilkinson (2006)
- Epley Bullock (2007)
- Dace Ruskule (2007)
- Ashley Selig (2007)

- Brysun Stately (2007)
- Brysun Stately (2007)
- Sheryl Morgan (2008)
- Epley Bullock (2008)
- Kayla Wilkinson (2008)
- Epley Bullock (2009)
- Epley Bullock (2009)
- Chantae McMillan (2009)
- Megan Wheatley (2009)
- Epley Bullock (2010)
- Epley Bullock (2010)
- Leandra McGruder (2010)
- Chantae McMillan (2010)
- Natalie Willer (2010)
- Audrey Svane (2010)
- Mara Griva (2011)
- Chantae McMillan (2011)
- Natalie Willer (2011)
- Natalie Willer (2011)
- Jessica Furlan (2012)
- Ellie Grooters (2012)
- Ashley Miller (2012)
- Mara Weekes (2012)
- Morgan Wilken (2012)
- Mara Griva (2013)
- Ellie Ewere (2014)
- Maggie Malone (2014)
- Jazmin McCoy (2014)
- Marusa Cernjul (2015)
- Reka Czuth (2016)
- Tierra Williams (2016)
- Chase Wolinski (2019)
- Kristina Insingo (2020)
- Jenna Rogers (2022)
- Maddie Harris (2022)
- Axelina Johansson (2022)
- Jenna Rogers (2022)
- Axelina Johansson (2023)
- Taylor Latimer (2023)
- Jenna Rogers (2023)
- Maddie Harris (2023)
- Axelina Johansson (2023)
- Mine De Klerk (2024)
- Rhianna Phipps (2024)
- Jenna Rogers (2024)
- Axelina Johansson (2024)
- Rhema Otabor (2024)
- Jenna Rogers (2024)
- Eniko Sara (2024)
- Velecia Williams (2024)

CSC Academic All-Americans of the Year (2)

- Nicola Martial (1996)
- Janet Blomstedt (1997)

Two-Time CSC First-Team Academic All-American (1)

- Ashley Selig (2006, 2007)

Two-Time CSC Academic All-Americans (7)

- Nicole Ali (1985, 1986)
- Ashley Selig (2006, 2007)
- Jenny Green (2006, 2007)
- Kim Schubert (2007, 2008)
- Natalie Willer (2010, 2011)
- Angela Mercurio (2018, 2019)
- Axelina Johansson (2023, 2024)

CSC Academic All-Americans (33)

First-Team (13)

- Nicola Martial (1996)
- Kathy Travis Miiller (1996)
- Janet Blomstedt (1997)
- Jill Myatt (1997)
- Stella Klassen (2000)
- Tia DeSoto (2004)
- Ashley Selig (2006)
- Ashley Selig (2007)
- Jenny Green (2007)
- Kim Schubert (2008)
- Natalie Willer (2011)
- Anne Martin (2014)
- Axelina Johansson (2024)

Second-Team (14)

- Nicole Ali (1985)
- Nicole Ali (1986)
- Lynne Frey (1990)
- Cassi Morelock (2000)
- Jenna Lucas (2002)
- Melissa Price (2002)
- Ann Gaffigan (2004)
- Kim Shubert (2007)
- Ashley Miller (2011)
- Mara Griva (2013)
- Morgan Wilken (2013)
- Angela Mercurio (2018)
- Angela Mercurio (2019)
- Axelina Johansson (2023)

Third-Team (6)

- Katherine Livesey (2002)
- Cheryl Harmon (2003)
- Jenny Green (2006)
- Natalie Willer (2010)
- Andy Jacobs (2021)
- Emanuela Casadei (2024)

Women's Track and Field Indoor Records

Running Events

Event	Time	Athlete	Date
50-Yard Dash	5.89	Merlene Ottey	Jan. 17, 1982
50-Meter Dash	6.34	Angela Thacker	Jan. 15, 1984
60-Yard Dash	6.61	Merlene Ottey	March 13, 1982
55-Meter Dash	6.70	Merlene Ottey	March 10, 1984
60-Meter Dash	7.23	Priscilla Lopes	Feb. 26, 2005
100-Meter Dash	12.7	Angela Jones	Jan. 12, 1985
176-Yard Dash	22.4	Peg Liddick	March 6, 1976
200-Meter Dash	22.79	Merlene Ottey	Feb. 7, 1982
220-Yard Dash	23.6p	Merlene Ottey	Feb. 29, 1980
300-Yard Dash	32.63	Merlene Ottey	March 13, 1982
300-Meter Dash	35.83A	Merlene Ottey	March 14, 1981
400-Meter Dash	52.12	Ximena Restrepo	March 9, 1991
440-Yard Dash	53.02	Linetta Wilson	Feb. 28, 1987
500-Meter Dash	1:10.56	Marcia Tate	Jan. 16, 1985
600-Yard Run	1:17.92	Lesley Owusu	March 3, 2001
600-Meter Run	1:28.42	Egle Uljas	Feb. 17, 2006
800-Meter Run	2:05.30	Egle Uljas	Feb. 4, 2006
880-Yard Run	2:09.41p	Sharon Powell	Feb. 19, 1987
1,000-Yard Run	2:29.69	Kirsti Voldnes	March 12, 1983
1,000-Meter Run	2:46.16	Fran ten Benschel	Feb. 24, 1990
1,500-Meter Run	4:16.9	Yvonne van der Kolk	Jan. 15, 1989
Mile Run	4:37.45	Berlin Schutz	Feb. 10, 2024
	4:37.37 (O)	Berlin Schutz	Feb. 24, 2024
3,000-Meter Run	9:17.28	Ashley Miller	Feb. 24, 2012
Two-Mile Run	10:23.04	Laura Wight	Feb. 23, 1985
Three-Mile Run	15:51.44m	Sammie Resh Gdowski	March 9, 1990
5,000-Meter Run	15:51.44	Sammie Resh Gdowski	March 9, 1990
50-Yard Hurdles	6.8	Pam Baker	March 18, 1977
50-Meter Hurdles	6.98	Rhonda Blanford	Jan. 27, 1985
60-Yard Hurdles	7.44	Rhonda Blanford	Feb. 23, 1985
55-Meter Hurdles	7.57	Rhonda Blanford	March 9, 1985
60-Meter Hurdles	7.87	Priscilla Lopes	March 10, 2006
220-Yard Hurdles	29.1	Nancy Kindig	March 11, 1978

Relays

Event	Time	Athletes	Date
4x110-Yard	48.6	Midder, Seaton, DeLaet, Tatum	March 11, 1978
4x176-Yard	1:26.0	Midder, Hitz, Baker, Obermeier	Feb. 5, 1977
4x200-Meter	1:37.70y	Ottey, Gorham, Blanford, James	March 13, 1982
4x220-Yard	1:37.70	Ottey, Gorham, Blanford, James	March 13, 1982
4x400-Meter	3:34.46	Porter, T. Wilson, Walker, Restrepo	March 9, 1991
	3:34.44 (O)	Harmon, Stanisavljevic, Owusu, Klassen	Feb. 26, 2000
4x440-Yard	3:38.16	Burke, Ali, Gorham, Tate	March 12, 1983
4x800-Meter	8:43.70	Prowse, O'Connell, Resh, Powell	Feb. 12, 1988
4x880-Yard	8:50.20	Resh, Christiansen, Noel, Ali	Feb. 8, 1986
Distance-Medley (m)	11:09.83	Furlan, Weekes, Grooters, Miller	March 9, 2012
	10:58.74 (O)	Furlan, Weekes, Grooters, Miller	March 2, 2012
Distance-Medley (y)	12:00.53	Stricker, Chace, Kramer, Schubarth	Feb. 27, 1981

Field Events/Combined Events

Event	Metric	Imperial	Athlete	Date
High Jump	1.90	6-3	Sharon Burrill	Feb. 29, 1980
Pole Vault	4.37	14-4	Natalie Willer	Feb. 26, 2011
Long Jump	6.66	21-10 1/4	Angela Thacker	March 10, 1984
Triple Jump	13.72	45-0 1/4	Ineta Radevica	Feb. 28, 2004
Shot Put	19.30	63-4	Axelina Johansson	Feb. 4, 2023
20 lbs. Weight Throw	22.90	75-1 3/4	Taylor Latimer	March 10, 2023
Pentathlon	4,396		Chantae McMillan	March 11, 2011

Key: A=altitude (above 1,000 meters); s=semifinals; p=preliminaries

Women's Track and Field Outdoor Records

Running Events

Event	Time	Athlete	Date
100-Meter Dash	11.03	Merlene Ottey	Oct. 4, 1982
	10.93w	Merlene Ottey	May 28, 1982
200-Meter Dash	22.17	Merlene Ottey	June 20, 1982
	22.11w	Merlene Ottey	April 23, 1983
400-Meter Dash	50.14	Ximena Restrepo	Aug. 5, 1991
800-Meter Run	2:01.26	Sharon Powell	Sept. 3, 1988
1,500-Meter Run	4:11.37	Anne Shadle	June 11, 2005
3,000-Meter Run	9:07.39	Fran ten Bensele	June 4, 1993
5,000-Meter Run	15:45.29	Sammie Resh Gdowski	July 2, 1990
10,000-Meter Run	32:34.71	Sammie Resh Gdowski	April 21, 1990
Marathon	2::38:45.0	Karlene Erickson	June 21, 1986
100-Meter Hurdles	12.60	Priscilla Lopes	June 9, 2006
400-Meter Hurdles	55.38A	Linetta Wilson	June 2, 1989
3,000-Meter SC	9:39.35	Ann Gaffigan	July 15, 2004

Relays

Event	Time	Athletes	Date
4x100-Meter	43.44	Burke, Blanford, Thacker, Ottey	June 4, 1983
4x200-Meter	1:33.0	Travis, Stewart, Porter, Lucas	April 24, 1992
4x400-Meter	3:29.61	Travis, Stewart, Lucas, Porter	June 6, 1992
4x800-Meter	8:36.61	Seaton, Stricker, Schubarth, Essington	April 25, 1981
4x1,500-Meter	18:50.00	Shepherd, Elwood, Mazzitelli, Stelling	April 15, 1995
4x1,600-Meter	19:41.97	Carrizales, Crofford, J. Pancoast, A. Miller	April 25, 2009
4xMile	20:29.62	Shadle, Gaffigan, K. Pancoast, Handrup	April 25, 2002
800-Meter Medley	1:36.05	Blanford, Thacker, Burke, Ottey	April 9, 1983
1,600-Meter Medley	3:48.54	Deebom, A. Walker, M. Walker, Schutz	April 27, 2024
Distance Medley	11:26.21	ten Bensele, J. Johnson, DeNaeyer, Stelling	April 23, 1993
4x100 Shuttle-Hurdle	54.86	Farrington, Dowell, Smith, Stiens	April 25, 2015

Field Events/Combined Events

Event	Metric	Imperial	Athlete	Date
High Jump	1.91	6-3 1/4	Jenna Rogers	June 24, 2024
Pole Vault	4.38	14-4 1/2	Natalie Willer	May 2, 2009
Long Jump	6.81	22-4 1/4	Angela Thacker	May 11, 1984
Triple Jump	14.12q	46-4	Ineta Radevica	Aug. 21, 2004
Shot Put	19.54	64-1 1/4	Axelina Johansson	May 13, 2023
Discus	63.12	207-1	Becky Breisch	May 28, 2004
Hammer Throw	66.81	219-2	Melissa Price	May 18, 2002
Javelin (old)	61.34	201-3	Denise Thiemard	May 14, 1983
Javelin (new)	64.19	210-7	Rhema Otabor	June 6, 2024
Heptathlon	5,951		Chantae McMillan	May 13-15, 2011

Key: A=altitude (above 1,000 meters); s=semifinals; p=preliminaries

Volleyball Honors

AVCA National Players of the Year (4)

- Allison Weston (1995)
- Greichaly Cepero (2000)
- Christina Houghttelling (2005)
- Sarah Pavan (2006)

Honda Volleyball Award (4)

- Karen Dahlgren (1986)
- Allison Weston (1995)
- Greichaly Cepero (2000)
- Sarah Pavan (2006)

Four-Time First-Team All-American (1)

- Sarah Pavan (2004, 2005, 2006, 2007)

Three-Time First-Team All-Americans (2)

- Allison Weston (1993, 1994, 1995)
- Nancy Metcalf [Meendering] (1998, 1999, 2001)

Two-Time First-Team All-Americans (13)

- Janet Kruse (1989, 1990)
- Val Novak (1989, 1990)
- Stephanie Thater (1991, 1992)
- Christy Johnson (1994, 1995)
- Lisa Reitsma (1995, 1996)
- Fiona Nepo (1996, 1998)
- Greichaly Cepero (2000, 2002)
- Amber Holmquist (2001, 2002)
- Melissa Elmer (2004, 2005)
- Jordan Larson (2006, 2008)
- Kadie Rolfzen (2015, 2016)
- Lauren Stivrins (2018, 2020)
- Lexi Rodriguez (2021, 2023)

Four-Time All-Americans (2)

- Sarah Pavan (2004 - 1st; 2005 - 1st; 2006 - 1st; 2007 - 1st)
- Kadie Rolfzen (2013 - 3rd; 2014 - 3rd; 2015 - 1st; 2016 - 1st)

Three-Time All-Americans (12)

- Janet Kruse (1989 - 1st; 1990 - 1st; 1991 - 2nd)
- Stephanie Thater (1990 - 2nd; 1991 - 1st; 1992 - 1st)
- Allison Weston (1993 - 1st; 1994 - 1st; 1995 - 1st)
- Lisa Reitsma (1995 - 1st; 1996 - 1st; 1997 - 2nd)
- Fiano Nepo (1996 - 1st; 1997 - 2nd; 1998 - 1st)
- Nancy Metcalf [Meendering] (1998 - 1st; 1999 - 1st; 2001 - 1st)
- Greichaly Cepero (2000 - 1st; 2001 - 2nd; 2002 - 1st)
- Amber Holmquist (2000 - 2nd; 2001 - 1st; 2002 - 1st)
- Melissa Elmer (2003 - 2nd; 2004 - 1st; 2005 - 1st)
- Jordan Larson (2006 - 1st; 2007 - 3rd; 2008 - 1st)
- Lauren Stivrins (2018 - 1st; 2019 - 2nd; 2020 - 1st)
- Lexi Rodriguez (2021 - 1st; 2022 - 2nd; 2023 - 1st)

Two-Time All-Americans (20)

- Cathy Noth (1983 - 1st; 1984 - 2nd)
- Karen Dahlgren (1985 - 2nd; 1986 - 1st)
- Lori Endicott (1987 - 2nd; 1988 - 1st)
- Virginia Stahr (1988 - 1st, 1989 - 2nd)
- Val Novak (1989 - 1st; 1990 - 1st)
- Christy Johnson (1994 - 1st, 1995 - 1st)
- Laura Pilakowski (2000 - 1st; 2002 - 2nd)
- Jennifer Saleaumua (2004 - 2nd; 2005 - 3rd)
- Christina Houghttelling (2005 - 1st; 2007 - 2nd)
- Rachel Holloway (2006 - 3rd; 2007 - 2nd)
- Tracy Stalls (2006 - 2nd; 2007 - 2nd)

- Sydney Anderson (2008 - 2nd; 2009 - 3rd)
- Brooke Delano (2009 - 2nd; 2010 - 1st)
- Hannah Werth (2010 - 2nd; 2012 - 2nd)
- Gina Mancuso (2011 - 1st; 2012 - 2nd)
- Justine Wong-Orantes (2015 - 3rd; 2016 - 1st)
- Amber Rolfzen (2015 - 2nd; 2016 - 3rd)
- Kelly Hunter (2016 - 2nd; 2017 - 1st)
- Mikaela Foecke (2017 - 2nd; 2018 - 1st)
- Lexi Sun (2019 - 3rd; 2020 - 3rd)

AVCA All-Americans (51)

First-Team (51)

- Cathy Noth (1983)
- Annie Adamczak (1985)
- Karen Dahlgren (1986)
- Lori Endicott (1988)
- Virginia Stahr (1988)
- Janet Kruse (1989)
- Val Novak (1989)
- Janet Kruse (1990)
- Val Novak (1990)
- Stephanie Thater (1991)
- Stephanie Thater (1992)
- Allison Weston (1993)
- Christy Johnson (1994)
- Allison Weston (1994)
- Christy Johnson (1995)
- Lisa Reitsma (1995)
- Allison Weston (1995)
- Fiona Nepo (1996)
- Lisa Reitsma (1996)
- Nancy Metcalf [Meendering] (1998)
- Fiona Nepo (1998)
- Nancy Metcalf [Meendering] (1999)
- Greichaly Cepero (2000)
- Laura Pilakowski (2000)
- Amber Holmquist (2001)
- Nancy Metcalf [Meendering] (2001)
- Greichaly Cepero (2002)
- Amber Holmquist (2002)
- Melissa Elmer (2004)
- Sarah Pavan (2004)
- Melissa Elmer (2005)
- Christina Houghttelling (2005)
- Sarah Pavan (2005)
- Jordan Larson (2006)
- Sarah Pavan (2006)
- Sarah Pavan (2007)
- Jordan Larson (2008)
- Brooke Delano (2010)
- Gina Mancuso (2011)
- Lauren Cook (2012)
- Kelsey Robinson (2013)
- Kadie Rolfzen (2015)
- Kadie Rolfzen (2016)
- Justine Wong-Orantes (2016)
- Kelly Hunter (2017)
- Mikaela Foecke (2018)
- Lauren Stivrins (2018)
- Lauren Stivrins (2020)
- Lexi Rodriguez (2021)
- Merritt Beason (2023)
- Lexi Rodriguez (2023)

Second-Team (39)

- Cathy Noth (1984)
- Karen Dahlgren (1985)
- Tisha Delaney (1986)
- Enid Schonewise (1986)
- Lori Endicott (1987)
- Virginia Stahr (1989)
- Stephanie Thater (1990)
- Cris Hall (1991)
- Janet Kruse (1991)
- Kelly Aspegren (1994)
- Fiona Nepo (1997)
- Lisa Reitsma (1997)
- Megan Korver (1998)
- Amber Holmquist (2000)
- Greichaly Cepero (2001)
- Jenny Kropp (2001)
- Laura Pilakowski (2002)
- Melissa Elmer (2003)
- Jennifer Saleaumua (2004)
- Tracy Stalls (2006)
- Rachel Holloway (2007)
- Christina Houghtelling (2007)
- Tracy Stalls (2007)
- Sydney Anderson (2008)
- Tara Mueller (2008)
- Brooke Delano (2009)
- Lindsey Licht (2010)
- Hannah Werth (2010)
- Gina Mancuso (2012)
- Hannah Werth (2012)
- Amber Rolfzen (2015)
- Kelly Hunter (2016)
- Annika Albrecht (2017)
- Mikaela Foecke (2017)
- Lauren Stivrins (2019)
- Nicklin Hames (2020)
- Kayla Caffey (2021)
- Lexi Rodriguez (2022)
- Bergen Reilly (2023)

Third-Team (13)

- Jennifer Saleaumua (2005)
- Rachel Holloway (2006)
- Jordan Larson (2007)
- Sydney Anderson (2009)
- Kadie Rolfzen (2013)
- Kadie Rolfzen (2014)
- Justine Wong-Orantes (2015)
- Amber Rolfzen (2016)
- Kenzie Maloney (2018)
- Lexi Sun (2019)
- Lexi Sun (2020)
- Madi Kubik (2021)
- Harper Murray (2023)

AIWA (Pre-NCAA) All-Americans (1)

- Terri Kanouse (1980)

CSC Academic All-Americans of the Year (All Sports) (2)

- Sarah Pavan (2006-2007)
- Sarah Pavan (2007-2008)

Two-Time CSC Academic All-Americans of the Year (Volleyball) (3)

- Virginia Stahr (1988, 1989)
- Janet Kruse (1990, 1991)
- Sarah Pavan (2006, 2007)

CSC Academic All-Americans of the Year (Volleyball) (7)

- Virginia Stahr (1988)
- Virginia Stahr (1989)
- Janet Kruse (1990)
- Janet Kruse (1991)
- Nancy Metcalf [Meendering] (2001)
- Sarah Pavan (2006)
- Sarah Pavan (2007)

Three-Time First-Team

CSC Academic All-Americans (2)

- Virginia Stahr (1987, 1988, 1989)
- Sarah Pavan (2005, 2006, 2007)

Two-Time First-Team

CSC Academic All-Americans (4)

- Karen Dahlgren (1985, 1986)
- Janet Kruse (1990, 1991)
- Christina Houghtelling (2005, 2007)
- Kori Cooper (2008, 2009)

Three-Time CSC Academic All-Americans (5)

- Karen Dahlgren (1984, 1985, 1986)
- Virginia Stahr (1987, 1988, 1989)
- Janet Kruse (1989, 1990, 1991)
- Laura Pilakowski (2000, 2001, 2002)
- Sarah Pavan (2005, 2006, 2007)

Two-Time CSC Academic All-Americans (5)

- Allison Weston (1994, 1995)
- Nancy Metcalf [Meendering] (1999, 2001)
- Christina Houghtelling (2005, 2007)
- Kori Cooper (2008, 2009)
- Lexi Rodriguez (2022, 2023)

CSC Academic All-Americans (41)

First-Team (22)

- Karen Dahlgren (1985)
- Karen Dahlgren (1986)
- Virginia Stahr (1987)
- Virginia Stahr (1988)
- Virginia Stahr (1989)
- Janet Kruse (1990)
- Janet Kruse (1991)
- Allison Weston (1995)
- Nancy Metcalf [Meendering] (2001)
- Laura Pilakowski (2002)
- Sarah Pavan (2005)
- Christina Houghtelling (2005)
- Sarah Pavan (2006)
- Christina Houghtelling (2007)
- Sarah Pavan (2007)
- Tracy Stalls (2007)
- Kori Cooper (2008)
- Amanda Gates (2008)
- Kori Cooper (2009)
- Gina Mancuso (2012)

- Kadie Rolfzen (2016)
- Lexi Rodriguez (2023)

Second-Team (12)

- Kathi DeBoer (1987)
- Lori Endicott (1988)
- Carla Baker (1989)
- Allison Weston (1994)
- Christy Johnson (1995)
- Nancy Metcalf [Meendering] (1999)
- Laura Pilakowski (2000)
- Laura Pilakowski (2001)
- Amber Holmquist (2002)
- Anna Schrad (2003)
- Jordan Larson (2008)
- Lexi Sun (2020)

Third-Team (6)

- Janet Kruse (1989)
- Becky Bolli (1990)
- Lisa Reitsma (1996)
- Megan Korver (1998)
- Greichaly Cepero (2001)
- Lexi Rodriguez (2022)

Honorable-Mention (1)

- Karen Dahlgren (1984)

Individual Match Records

Kills

3s	30	Lisa Reitsma vs. Oklahoma	11/1/97
4s	37	Allison Weston vs. Colorado	11/26/94
5s	39	Nancy Metcalf (Meendering) vs. Kansas State	9/22/99

Attacks

3s	73	Nancy Metcalf (Meendering) vs. Texas	11/27/99
4s	80	Nancy Metcalf (Meendering) vs. Penn State	12/17/98
5s	90	Sarah Pavan vs. USC	12/11/04

Attack Percentage (Min. 10 Kills)

1.000	Megan Korver (10k/0e/10ta) vs. Iowa State (3)	9/25/98
1.000	Tracy Stalls (13k/0e/13ta) vs. Texas Tech (3)	11/24/07
1.000	Lauren Stivrins (10k/0e/10ta) at Northwestern (3)	9/28/18

Assists

3s	63	Lori Endicott vs. Pacific	9/3/88
	63	Fiona Nepo vs. Oklahoma	11/1/97
4s	85	Nikki Stricker vs. Georgia	9/17/93
5s	109	Lori Endicott vs. Texas	11/5/88

Digs

3s	32	Kayla Banwarth vs. Baylor	11/18/09
4s	29	Billie Winsett vs. Penn State	12/10/94
	29	Dani Busboom vs. UCLA	12/14/06
5s	35	Justine Wong-Orantes vs. Minnesota	10/23/16

Blocks

3s	13	Amber Holmquist vs. Texas Tech	11/18/01
	13	Amber Holmquist vs. Kansas State	11/30/02
	13	Cecilia Hall vs. Michigan	11/22/14
4s	18	Karen Dahlgren vs. U.S. International	9/14/84
5s	14	Stephanie Thater vs. Kansas	11/23/90

Service Aces

3s	7	Enid Schonewise vs. Kansas State	11/4/86
	7	Stephanie Thater vs. Oklahoma	9/25/92
4s	7	Cris Hall vs. UCLA	9/14/91
	7	Keonilei Akana at Texas	12/11/21
5s	7	Virginia Stalls vs. Minnesota	9/11/87
	7	Nancy Metcalf (Meendering) vs. Florida	12/8/01

Team Match Records

Kills

3s	76	vs. Oklahoma	11/1/97
4s	101	vs. Texas	12/16/95
5s	116	vs. Texas	11/5/88

Attacks

3s	184	vs. Colorado	10/9/96
4s	248	vs. Penn State	8/28/99
5s	277	vs. Penn State	12/12/86

Attack Percentage

.608	vs. Wichita State (54k/6e/79ta)	9/1/84
------	---------------------------------	--------

Assists

3s	68	vs. Colorado	10/9/96
4s	94	vs. Texas	12/16/95
5s	116	vs. Texas	11/5/88

Digs

3s	93	vs. Montana	9/14/85
4s	111	vs. Indiana	9/24/88
5s	145	vs. Penn State	12/12/86

Blocks

3s	23	vs. Kansas	11/12/04
4s	26	at Texas	10/22/00
5s	24	at Kansas State	11/26/00

Service Aces

3s	16	vs. Missouri	10/6/90
	16	at Texas	9/20/03
4s	20	vs. San Diego State	9/17/84
5s	16	vs. Arizona	9/17/84

Individual Season Records

Kills

1.	Lisa Reitsma, 1996	611
2.	Sarah Pavan, 2006	586
3.	Nancy Metcalf (Meendering), 1999	580
4.	Lisa Reitsma, 1997	561
5.	Kelsey Robinson, 2013	530
6.	Kathi DeBoer, 1987	529
7.	Nancy Metcalf (Meendering), 1998	518
8.	Allison Weston, 1994	514
	Mikaela Foecke, 2018	514
10.	Allison Weston, 1993	500

Kills Per Set

1.	Sarah Pavan, 2006	5.10
2.	Nancy Metcalf (Meendering), 1999	5.09
3.	Lisa Reitsma, 1996	5.05
4.	Allison Weston, 1994	4.99
5.	Nancy Metcalf (Meendering), 1998	4.84
6.	Sarah Pavan, 2007	4.83
7.	Lisa Reitsma, 1997	4.75
8.	Allison Weston, 1995	4.59
9.	Kathi DeBoer, 1987	4.58
	Allison Weston, 1993	4.58

Attack Percentage

1.	Tracy Stalls, 2007	.473
2.	Lauren Stivrins, 2020	.468
3.	Virginia Stahr, 1989	.440
4.	Lauren Stivrins, 2018	.421
5.	Amber Holmquist, 2000	.406
	Brooke Delano, 2010	.406
7.	Virginia Stahr, 1988	.404
8.	Amber Holmquist, 2002	.402
9.	Tracy Stalls, 2006	.400
10.	Andi Jackson, 2023	.399

Total Attacks

1. Lisa Reitsma, 1996	1,468
2. Nancy Metcalf (Meendering), 1999	1,386
3. Lisa Reitsma, 1997	1,380
4. Mikaela Foecke, 2018	1,297
5. Sarah Pavan, 2006	1,290
6. Kathi DeBoer, 1987	1,281
7. Nancy Metcalf (Meendering), 1998	1,233
8. Kelsey Robinson, 2013	1,206
9. Jordan Larson, 2008	1,199
10. Madi Kubik, 2021	1,196

Assists

1. Fiona Nepo, 1996	1,653
2. Val Novak, 1989	1,608
3. Fiona Nepo, 1997	1,602
4. Val Novak, 1990	1,533
5. Fiona Nepo, 1998	1,531
6. Lori Endicott, 1988	1,524
7. Rachel Holloway, 2006	1,503
8. Kelly Hunter, 2015	1,501
9. Christy Johnson, 1994	1,460
10. Tisha Delaney, 1986	1,433

Assists Per Set

1. Christy Johnson, 1994	14.17
2. Christy Johnson, 1995	13.90
3. Fiona Nepo, 1998	13.79
4. Val Novak, 1989	13.74
5. Fiona Nepo, 1996	13.66
6. Rachel Holloway, 2007	13.58
7. Fiona Nepo, 1997	13.58
8. Rachel Holloway, 2006	13.42
9. Lori Endicott, 1988	13.37
10. Dani Busboom, 2004	13.10

Digs

1. Dani Busboom, 2006	580
2. Kayla Banwarth, 2009	570
3. Justine Wong-Orantes, 2015	555
4. Kenzie Maloney, 2018	536
5. Lexi Rodriguez, 2021	524
6. Kayla Banwarth, 2010	520
7. Justine Wong-Orantes, 2016	482
8. Amanda McCormick, 2004	480
9. Kayla Banwarth, 2008	470
10. Lexi Rodriguez, 2022	464

Digs Per Set (Minimum 300 digs)

1. Dani Busboom, 2006	5.04
2. Kayla Banwarth, 2009	4.96
3. Kayla Banwarth, 2010	4.81
4. Justine Wong-Orantes, 2015	4.55
5. Amanda McCormick, 2004	4.53
6. Lexi Rodriguez, 2021	4.33
7. Lexi Rodriguez, 2022	4.26
8. Justine Wong-Orantes, 2016	4.23
9. Kayla Banwarth, 2008	4.12
10. Kenzie Maloney, 2018	4.03

Blocks

1. Melissa Elmer, 2005	250
2. Amber Holmquist, 2000	220
3. Melissa Elmer, 2004	200
4. Stephanie Thater, 1990	197
5. Amber Holmquist, 2002	197
6. Amber Holmquist, 2001	190
7. Tonia Tauke, 1998	188
8. Melissa Elmer, 2003	186
9. Stephanie Thater, 1991	185
10. Megan Korver, 1996	185

Blocks Per Set

1. Melissa Elmer, 2005	2.17
2. Amber Holmquist, 2002	2.01
3. Amber Holmquist, 2000	1.98

4. Stephanie Thater, 1992	1.92
5. Melissa Elmer, 2004	1.89
6. Jen McFadden, 1993	1.86
7. Amber Holmquist, 2001	1.81
8. Amber Holmquist, 1999	1.75
9. Jenny Kropp, 2001	1.73
10. Tonia Tauke, 1998	1.72

Service Aces

1. Mary Buysse, 1984	69
2. Mary Buysse, 1983	65
3. Virginia Stahr, 1987	63
4. Val Novak, 1989	58
5. Lori Endicott, 1987	57
6. Erin Dean, 1984	56
7. Annie Adamczak, 1984	54
8. Jordan Larson, 2006	53
9. Jordan Larson, 2007	53
10. Annie Adamczak, 1983	52

Team Season Records

Kills	2,031	1989
Kills Per Set	17.76	2007
Attacks	4,931	1996
Attack Percentage	.331	1986
Assists	1,863	2006
Assists Per Set	16.42	2007
Service Aces	329	1983
Aces Per Set	2.79	1983
Digs	2,100	2018
Digs Per Set	17.42	2004
Blocks	477.5	2005
Blocks Per Set	4.18	2001
Lowest Opp. Attack Pct.	.103	2004

Individual Career Records

Kills

1. Sarah Pavan, 2004-07	2,008
2. Allison Weston, 1992-95	1,778
3. Mikaela Foecke, 2015-18	1,684
4. Lisa Reitsma, 1994-97	1,633
5. Nancy Metcalf (Meendering), 1997-2001	1,603
6. Jordan Larson, 2005-08	1,600
7. Kadie Rolfzen, 2013-16	1,564
8. Eileen Shannon, 1989-92	1,521
9. Virginia Stahr, 1986-89	1,395
10. Kathi DeBoer, 1984-87	1,372
11. Hannah Werth, 2009-12	1,286
12. Janet Kruse, 1988-91	1,269
13. Madi Kubik, 2019-22	1,264
14. Lauren Stivins, 2016-21	1,259
15. Chris Hall, 1988-91	1,251
16. Jennifer Saleaumua, 2002-05	1,247
17. Melissa Elmer, 2002-05	1,210
18. Laura Pilakowski, 1999-2002	1,183
19. Stephanie Thater, 1989-92	1,158
20. Lexi Sun, 2018-21	1,150
21. Amber Holmquist, 1999-2002	1,122
22. Karen Dahlgren, 1983-86	1,121
23. Cathy Noth, 1981-84	1,059
24. Megan Korver, 1996-98	1,051

Attacks

1. Sarah Pavan, 2004-07	4,265
2. Mikaela Foecke, 2015-18	4,227
3. Jordan Larson, 2005-08	3,984
4. Kadie Rolfzen, 2013-16	3,918
5. Eileen Shannon, 1989-92	3,789
6. Lisa Reitsma, 1994-97	3,766
7. Nancy Metcalf (Meendering), 1997-2001	3,741
8. Allison Weston, 1992-95	3,659
9. Madi Kubik, 2019-22	3,567
10. Kathi DeBoer, 1984-87	3,263

Attack Percentage (Min. 1,000 Attacks)

1.	Virginia Stahr, 1986-89	.401
2.	Amber Holmquist, 1999-2002	.396
3.	Karen Dahlgren, 1983-86	.386
4.	Lauren Stivrins, 2016-21	.378
5.	Tracy Stalls, 2004-07	.375
6.	Kori Cooper, 2006-09	.368
7.	Cathy Noth, 1981-84	.366
8.	Melissa Elmer, 2001-05	.363
9.	Stephanie Thater, 1989-92	.360
10.	Briana Holman, 2015-17	.354

Assists

1.	Nicklin Hames, 2018-22	5,086
2.	Fiona Nepo, 1995-98	4,824
3.	Kelly Hunter, 2013-17	4,125
4.	Greichaly Cepero, 1999-2002	3,987
5.	Nikki Stricker, 1990-93	3,786
6.	Sydney Anderson, 2008-10	3,332
7.	Val Novak, 1987-90	3,303
8.	Lauren Cook, 2010-12	3,198
9.	Christy Johnson, 1991-95	3,183
10.	Lori Endicott, 1985-88	3,117

Note: No assist records before 1985

Digs

1.	Justine Wong-Orantes, 2013-16	1,890
2.	Kayla Banwarth, 2007-10	1,706
3.	Nicklin Hames, 2018-22	1,587
4.	Jennifer Saleaumua, 2002-05	1,568
5.	Lexi Rodriguez, 2021-23	1,424
6.	Jordan Larson, 2005-08	1,410
7.	Kenzie Maloney, 2015-18	1,406
8.	Hannah Werth, 2009-12	1,367
9.	Dani Busboom, 2003-06	1,281
10.	Kadie Rolfzen, 2013-16	1,255

Total Blocks

1.	Melissa Elmer, 2001-05	767
2.	Amber Holmquist, 1999-2002	728
3.	Stephanie Thater, 1989-92	592
4.	Tracy Stalls, 2004-07	578
5.	Lauren Stivrins, 2017-21	563
6.	Karen Dahlgren, 1983-86	558
7.	Virginia Stahr, 1986-89	555
8.	Amber Rolfzen, 2013-16	551
9.	Jenny Kropp, 1998-01	544
10.	Tonia Tauke, 1996-99	538

Service Aces

1.	Jordan Larson, 2005-08	186
2.	Val Novak, 1987-90	161
3.	Virginia Stahr, 1986-89	159
4.	Lori Endicott, 1985-88	149
5.	Sarah Pavan, 2004-07	144
6.	Annika Albrecht, 2014-17	139
7.	Mikaela Foecke, 2015-18	135
8.	Mary Buysse, 1981-84	134
9.	Annie Adamczak, 1982-85	130
10.	Nicklin Hames, 2018-22	128

NCAA Tournament History**1982 (1-1)****First Round at Lincoln, Neb.**

Penn State W, 3-0 15-13, 15-5, 15-13

Mideast Regional at West Lafayette, Ind.

Purdue L, 2-3 15-12, 15-12, 4-15, 12-15, 5-15

1983 (0-1)**First Round at Kalamazoo, Mich.**

Western Michigan L, 1-3 15-9, 12-15, 12-15, 8-15

1984 (2-1)**First Round at Lincoln, Neb.**

Pittsburgh W, 3-0 15-6, 15-5, 15-13

Mideast Regional at Kalamazoo, Mich.

W. Michigan W, 3-1 15-12, 15-10, 8-15, 15-7

Pacific L, 1-3 8-15, 10-15, 15-13, 15-3

1985 (2-1)**First Round at Lincoln, Neb.**

Penn State W, 3-0 15-8, 15-7, 15-12

Mideast Regional at Lincoln, Neb.

Purdue W, 3-1 15-1, 16-14, 12-15, 15-11

USC L, 1-3 15-5, 11-15, 12-15, 7-15

1986 (4-1) NCAA Runner-Up**First Round at Lincoln, Neb. (Devaney Center)**

Pittsburgh W, 3-1 11-15, 15-5, 15-10, 15-7

Mideast Regional at Lincoln, Neb. (Devaney Center)

Penn State W, 3-2 7-15, 15-4, 16-14, 16-18, 15-9

Illinois W, 3-0 15-9, 15-8, 15-3

Championships at Stockton, Calif.

Stanford W, 3-1 7-15, 15-2, 15-10, 15-10

Pacific L, 0-3 12-15, 4-15, 4-15

1987 (2-1)**First Round at Lincoln, Neb.**

Northern Iowa W, 3-0 15-9, 15-1, 15-3

Mideast Regional at Champaign, Ill.

Purdue W, 3-0 15-8, 15-12, 15-3

Illinois L, 0-3 11-15, 12-15, 5-15

1988 (1-1)**First Round at Lincoln, Neb.**

Weber State W, 3-2 15-10, 15-4, 14-16, 8-15, 15-8

Mideast Regional at Champaign, Ill.

Oklahoma L, 2-3 12-15, 9-15, 15-8, 15-11, 10-15

1989 (4-1) NCAA Runner-Up**First Round at Lincoln, Neb.**

Illinois State W, 3-0 15-7, 15-11, 15-12

Mideast Regional at Lincoln, Neb.

Minnesota W, 3-1 15-10, 11-15, 15-13, 15-12

Illinois W, 3-0 17-15, 15-5, 15-8

Championships at Honolulu, Hawaii

UCLA W, 3-0 15-13, 15-11, 15-6

Long Beach State L, 0-3 12-15, 0-15, 6-15

1990 (3-1) NCAA Semifinalist**First Round at Lincoln, Neb.**

Miami (Ohio) W, 3-0 15-3, 15-9, 15-9

Mideast Regional at Lincoln, Neb.

Pittsburgh W, 3-0 15-7, 15-11, 15-7

Penn State W, 3-0 15-12, 16-14, 10-15, 15-5

Championships at College Park, Md.

Pacific L, 1-3 13-15, 15-11, 9-15, 12-15

1991 (2-1)**First Round at Lincoln, Neb. (Devaney Center)**

Illinois W, 3-0 15-5, 15-8, 15-12

Mideast Regional at Lincoln, Neb. (Devaney Center)

Wisconsin W, 3-0 15-9, 15-10, 15-10

Ohio State L, 1-3 15-9, 9-15, 16-17, 7-15

1992 (1-1)

First Round at Lincoln, Neb.

Colorado	W, 3-1	15-11, 15-8, 8-15, 19-17
Midwest Regional at Champaign, Ill.		
Illinois	L, 0-3	10-15, 7-15, 10-15

1993 (1-1)

First Round at Lincoln, Neb.

Cornell	W, 3-0	15-7, 15-4, 15-1
Second Round at Notre Dame, Ind.		
Notre Dame	L, 0-3	11-15, 10-15, 8-15

1994 (2-1)

First Round - Bye

Second Round at Lincoln, Neb.

George Washington	W, 3-0	17-15, 15-9, 15-8
Midwest Regional at Lincoln, Neb.		
Colorado	W, 3-0	15-11, 15-7, 15-5
Penn State	L, 1-3	15-12, 11-15, 9-15, 8-15

1995 (5-0) National Champion

First Round - Bye

Second Round at Lincoln, Neb.

George Mason	W, 3-0	15-2, 15-5, 16-14
Central Regional at Lincoln, Neb.		
Penn State	W, 3-1	15-7, 15-6, 14-16, 15-2
UCLA	W, 3-0	15-9, 15-7, 16-14

Championships at Amherst, Mass.

Michigan State	W, 3-2	10-15, 15-8, 15-8, 9-15, 15-8
Texas	W, 3-1	11-15, 15-2, 15-7, 16-14

1996 (3-1) NCAA Semifinalist

First Round - Bye

Second Round at Lincoln, Neb.

Arkansas	W, 3-1	15-8, 12-15, 15-7, 15-7
East Regional at Lincoln, Neb.		
Louisville	W, 3-0	15-6, 15-7, 15-4
Penn State	W, 3-2	15-12, 8-15, 15-13, 9-15, 20-18

Championships at Cleveland, Ohio

Stanford	L, 1-3	15-9, 7-15, 9-15, 8-15
----------	--------	------------------------

1997 (2-1)

First Round - Bye

Second Round at Lincoln, Neb.

Michigan State	W, 3-0	15-7, 15-12, 15-4
Pacific Regional at Long Beach, Calif.		
USC	W, 3-2	15-13, 12-15, 14-16, 15-7, 15-12
Long Beach State	L, 0-3	9-15, 9-15, 3-15

1998 (4-1) NCAA Semifinalist

First and Second Rounds at Lincoln, Neb.

Morgan State	W, 3-0	15-1, 15-2, 15-0
Utah	W, 3-1	14-16, 15-4, 15-8, 15-9
Pacific Regional at Lincoln, Neb.		
Pepperdine	W, 3-2	16-14, 10-15, 14-16, 15-1, 15-12
Wisconsin	W, 3-2	12-15, 18-16, 9-15, 15-10, 15-10

Championships at Madison, Wis.

Penn State	L, 1-3	11-15, 8-15, 15-8, 11-15
------------	--------	--------------------------

1999 (2-1)

First and Second Rounds at Lincoln, Neb.

Davidson	W, 3-0	15-3, 15-5, 15-3
San Diego	W, 3-0	15-12, 15-8, 15-9
Pacific Regional at Stanford, Calif.		
UC Santa Barbara	L, 1-3	5-15, 15-7, 8-15, 3-15

2000 (6-0) National Champion

First and Second Rounds at Lincoln, Neb.

Princeton	W, 3-0	15-9, 15-2, 15-7
South Carolina	W, 3-2	15-11, 9-15, 13-15, 15-12, 15-13
Midwest Regional at Lincoln, Neb.		
Ohio State	W, 3-0	15-9, 15-6, 15-5
Arizona	W, 3-0	15-7, 17-15, 15-11
Championships at Richmond, Va.		
Hawaii	W, 3-1	15-3, 15-12, 9-15, 15-10
Wisconsin	W, 3-2	15-9, 9-15, 7-15, 15-2, 15-9

2001 (4-1) NCAA Semifinalist

First and Second Rounds at Manhattan, Kan.

Oral Roberts	W, 3-0	30-8, 30-15, 30-23
Kansas State	W, 3-1	30-25, 28-30, 30-26, 30-19
Midwest Regional at Lincoln, Neb.		
Colorado State	W, 3-1	29-31, 30-21, 30-26, 36-34
Florida	W, 3-2	30-18, 30-24, 28-30, 25-30, 15-13
Championships at San Diego, Calif.		
Stanford	L, 0-3	29-31, 28-30, 21-30

2002 (3-1)

First and Second Rounds at Lincoln, Neb.

UT Martin	W, 3-0	30-12, 30-17, 30-14
Arizona State	W, 3-0	30-22, 30-21, 30-17
Midwest Regional at Lincoln, Neb.		
Miami	W, 3-0	30-18, 30-17, 30-21
Hawaii	L, 1-3	25-30, 30-25, 27-30, 21-30

2003 (2-1)

First and Second Rounds at East Lansing, Mich.

Valparaiso	W, 3-0	30-19, 30-22, 30-21
Dayton	W, 3-0	30-19, 30-14, 30-25
Midwest Regional at Lincoln, Neb.		
UCLA	L, 1-3	30-20, 27-30, 21-30, 23-30

2004 (3-1)

First and Second Rounds at Lincoln, Neb.

Iona	W, 3-0	30-15, 30-12, 30-19
Wichita State	W, 3-0	30-22, 30-20, 30-21
Midwest Regional at Louisville, Ky.		
Louisville	W, 3-0	30-22, 32-30, 30-19
USC	L, 2-3	35-33, 27-30, 21-30, 36-34, 12-15

2005 (5-1) NCAA Runner-Up

First and Second Rounds at Lincoln, Neb.

Alabama A&M	W, 3-0	30-15, 30-7, 30-15
Duke	W, 3-0	30-19, 30-19, 30-20
Midwest Regional at Omaha, Neb.		
UCLA	W, 3-0	30-28, 30-23, 30-16
Florida	W, 3-0	30-26, 30-24, 30-16
Championships at San Antonio, Texas		
Santa Clara	W, 3-0	30-24, 30-19, 30-21
Washington	L, 0-3	26-30, 25-30, 26-30

2006 (6-0) National Champion

First and Second Rounds at Lincoln, Neb.

American	W, 3-1	30-16, 30-23, 28-30, 30-16
Northern Iowa	W, 3-0	30-16, 30-16, 30-14
East Regional at Gainesville, Fla.		
San Diego	W, 3-0	30-21, 30-20, 30-15
Minnesota	W, 3-2	25-30, 22-30, 30-20, 30-25, 15-9
Championships at Omaha, Neb.		
UCLA	W, 3-1	23-30, 30-28, 30-23, 30-28
Stanford	W, 3-1	27-30, 30-26, 30-28, 30-27

2007 (3-1)

First and Second Rounds at Lincoln, Neb.

South Dakota St.	W, 3-0	30-13, 30-14, 30-13
Wichita State	W, 3-0	30-22, 30-19, 30-19
Midwest Regional at Madison, Wis.		
Michigan State	W, 3-2	25-30, 28-30, 30-17, 30-28, 15-9
California	L, 0-3	28-30, 29-31, 26-30

2008 (4-1) NCAA Semifinalist

First and Second Rounds at Lincoln, Neb.

Liberty	W, 3-1	25-11, 21-25, 25-16, 25-19
UAB	W, 3-0	25-14, 25-15, 25-12
Pacific Regional at Seattle, Wash.		
Michigan	W, 3-0	25-13, 25-16, 25-18
Washington	W, 3-2	14-25, 23-25, 25-17, 26-24, 15-13
Championships at Omaha, Neb.		
Penn State	L, 2-3	17-25, 18-25, 25-15, 25-22, 11-15

2009 (3-1)

First and Second Rounds at Lincoln, Neb.

Coastal Carolina	W, 3-0	25-18, 25-13, 25-15
Northern Iowa	W, 3-0	25-14, 25-17, 25-21

Midwest Regional at Omaha, Neb.

Iowa State	W, 3-0	25-11, 25-19, 25-22
Texas	L, 1-3	25-21, 18-25, 16-25, 17-25

2010 (2-1)

First and Second Rounds at Lincoln, Neb.

Sacred Heart	W, 3-0	25-12, 25-22, 25-11
Auburn	W, 3-0	25-10, 25-17, 25-25

Pacific Regional at Seattle, Wash.

Washington	L, 1-3	16-25, 25-20, 21-25, 27-29
------------	--------	----------------------------

2011 (1-1)

First and Second Rounds at Lincoln, Neb.

Jackson State	W, 3-0	25-10, 25-16, 25-13
Kansas State	L, 2-3	22-25, 25-22, 29-31, 25-22, 11-15

2012 (3-1)

First and Second Rounds at Lincoln, Neb.

UMES	W, 3-0	25-14, 25-10, 25-18
Northern Iowa	W, 3-0	25-21, 25-16, 25-21

Midwest Regional at Omaha, Neb.

Washington	W, 3-0	25-14, 25-21, 25-23
Oregon	L, 1-3	25-15, 22-25, 18-25, 17-25

2013 (3-1)

First and Second Rounds at Lincoln, Neb.

Fairfield	W, 3-0	25-15, 25-9, 25-17
Oregon	W, 3-0	25-22, 25-19, 25-22

Midwest Regional at Lincoln, Neb.

San Diego	W, 3-0	25-20, 25-23, 25-22
Texas	L, 0-3	19-25, 22-25, 23-25

2014 (3-1)

First and Second Rounds at Lincoln, Neb.

Hofstra	W, 3-0	27-25, 25-23, 25-16
Utah	W, 3-2	25-23, 25-22, 23-25, 17-25, 15-11

Pacific Regional at Seattle, Wash.

Washington	W, 3-1	20-25, 25-20, 25-22, 29-27
BYU	L, 0-3	21-25, 20-25, 21-25

2015 (6-0) National Champion

First and Second Rounds at Lincoln, Neb.

Harvard	W, 3-1	22-25, 25-15, 25-17, 25-19
Wichita State	W, 3-0	25-19, 25-19, 25-14

East Regional at Lexington, Ky.

BYU	W, 3-0	26-24, 25-17, 25-23
Washington	W, 3-1	25-17, 21-25, 25-20, 25-21

Championships at Omaha, Neb.

Kansas	W, 3-1	25-20, 25-21, 20-25, 25-16
Texas	W, 3-0	25-23, 25-23, 25-21

2016 (4-1) NCAA Semifinalist

First and Second Rounds at Lincoln, Neb.

New Hampshire	W, 3-0	25-9, 25-23, 25-18
TCU	W, 3-0	25-22, 25-12, 25-16

Lincoln Regional at Lincoln, Neb.

Penn State	W, 3-2	23-25, 23-25, 26-24, 25-19, 15-6
Washington	W, 3-0	25-16, 25-10, 25-21

Championships at Columbus, Ohio

Texas	L, 0-3	18-25, 23-25, 21-25
-------	--------	---------------------

2017 (6-0) National Champion

First and Second Rounds at Lincoln, Neb.

Stony Brook	W, 3-0	25-10, 25-14, 25-12
Washington State	W, 3-0	25-13, 25-13, 25-18

Lexington Regional at Lexington, Ky.

Colorado	W, 3-0	25-19, 25-11, 25-21
Kentucky	W, 3-1	25-19, 25-22, 25-27, 25-22

Championships at Kansas City, Mo.

Penn State	W, 3-2	25-18, 23-25, 24-26, 28-26, 15-11
Florida	W, 3-1	25-22, 25-17, 18-25, 25-16

2018 (5-1) NCAA Runner-Up

First and Second Rounds at Lincoln, Neb.

Hofstra	W, 3-0	25-19, 25-12, 25-16
Missouri	W, 3-0	25-14, 25-22, 25-18

Minneapolis Regional at Minneapolis, Minn.

Kentucky	W, 3-0	25-17, 25-20, 25-23
Oregon	W, 3-0	25-22, 25-23, 25-17

Championships at Minneapolis, Minn.

Illinois	W, 3-2	22-25, 16-25, 25-23, 25-20, 15-11
Stanford	L, 2-3	26-28, 25-22, 16-25, 25-15, 12-15

2019 (3-1)

First and Second Rounds at Lincoln, Neb.

Ball State	W, 3-0	25-13, 25-18, 25-10
Missouri	W, 3-1	20-25, 25-20, 32-30, 25-18

Madison Regional at Madison, Wis.

Hawaii	W, 3-0	29-27, 25-22, 25-19
Wisconsin	L, 0-3	18-25, 22-25, 19-25

2020-21 (2-1)

First Round - Bye

Second Round at Omaha, Neb.

Texas State	W, 3-0	25-18, 25-17, 25-20
-------------	--------	---------------------

Regional at Omaha, Neb.

Baylor	W, 3-0	25-21, 25-17, 25-19
Texas	L, 1-3	22-25, 25-19, 15-25, 21-25

Note: Due to the COVID-19 pandemic, the 2020 NCAA Tournament was limited to 48 teams and was played in April of 2021, with all matches in Omaha.

2021 (5-1) - NCAA Runner-Up

First and Second Rounds at Lincoln, Neb.

Campbell	W, 3-0	25-14, 25-14, 25-17
Florida State	W, 3-0	25-20, 25-22, 25-17

Austin Regional

Illinois	W, 3-0	25-12, 25-21, 25-17
Texas	W, 3-1	25-19, 25-23, 23-25, 25-21

Championships at Columbus, Ohio

Pittsburgh	W, 3-1	16-25, 25-17, 25-20, 25-22
Wisconsin	L, 2-3	25-22, 29-31, 23-25, 25-23, 12-15

2022 (2-1)

First and Second Rounds at Lincoln, Neb.

Delaware State	W, 3-0	25-15, 25-9, 25-10
Kansas	W, 3-1	25-14, 25-18, 19-25, 26-24

Louisville Regional

Oregon	L, 2-3	25-14, 24-26, 25-22, 30-32, 11-15
--------	--------	-----------------------------------

2023 (5-1) NCAA Runner-Up

First and Second Rounds at Lincoln, Neb.

Long Island	W, 3-0	25-13, 25-16, 25-22
Missouri	W, 3-0	25-14, 25-19, 25-21

Lincoln Regional at Lincoln, Neb.

Georgia Tech	W, 3-0	25-11, 25-16, 25-21
Arkansas	W, 3-1	26-24, 25-14, 21-25, 25-23

Championships at Tampa, Fla.

Pittsburgh	W, 3-2	25-20, 25-23, 25-17
Texas	L, 0-3	22-25, 14-25, 11-25

Wrestling Honors

Two-Time NCAA Champion (1)

- Jordan Burroughs (2009, 2011)

NCAA Champions (11)

- Mike Nissen (1963 - 123 pounds)
- Bill Scherr (1984 - 190 pounds)
- Jim Scherr (1984 - 177 pounds)
- Jason Kelber (1991 - 126 pounds)
- Tony Purler (1993 - 126 pounds)
- Tolly Thompson (1995 - Heavyweight)
- Brad Vering (2000 - 197 pounds)
- Jason Powell (2004 - 125 pounds)
- Paul Donahoe (2007 - 125 pounds)
- Jordan Burroughs (2009 - 157 pounds)
- Jordan Burroughs (2011 - 165 pounds)

Hodge Trophy Award (1)

- Jordan Burroughs (2011 - 165 pounds)

Five-Time All-American (1)

- Mikey Labriola (2019; 2020; 2021; 2022; 2023)

Four-Time All-American (4)

- Bryan Snyder (1999; 2000; 2001; 2002)
- James Green (2012; 2013; 2014; 2015)
- Chad Red Jr. (2018; 2019; 2020; 2021)
- Peyton Robb (2020; 2022; 2023; 2024)

Three-Time All-Americans (16)

- Bill Scherr (1982; 1983; 1984)
- Gary Albright (1982; 1984; 1986)
- Jason Kelber (1989; 1990; 1991)
- Scott Chenoweth (1989; 1990; 1991)
- Corey Olson (1990; 1992; 1993)
- Temoer Terry (1995; 1996; 1998)
- Ryan Tobin (1995; 1996; 1998)
- Tolly Thompson (1995; 1996, 1997)
- Brad Vering (1999; 2000; 2001)
- Jason Powell (2002; 2003; 2004)
- Jordan Burroughs (2008; 2009; 2011)
- Craig Brester (2008; 2009; 2010)
- Robert Kokesh (2013; 2014; 2015)
- TJ Dudley (2015; 2016; 2017)
- Tyler Berger (2017; 2018; 2019)
- Ridge Lovett (2022; 2023; 2024)

Two-Time All-Americans (16)

- Mike Nissen (1962; 1963)
- Al Freeman (1981; 1983)
- Jim Scherr (1982; 1984)
- Chris Nelson (1990; 1992)
- Todd Beckerman (2000; 2001)
- Justin Ruiz (2002; 2003)
- Jacob Klein (2004; 2006)
- B.J. Padden (2005; 2006)
- Paul Donahoe (2007; 2008)
- Stephen Dwyer (2008; 2010)
- Brandon Browne (2008; 2009)
- Eric Montoya (2016; 2017)
- Isaiah White (2019; 2020)
- Taylor Venz (2018; 2020)
- Eric Schultz (2020; 2022)
- Brock Hardy (2023; 2024)

All-Americans (136)

- Newt Copple (1942: 145 pounds - 4th)
- Herb Reese (1949: 175 pounds - 3rd)
- Max Kitzelman (1954: Heavyweight - 3rd)
- Dan Brand (1958: Heavyweight - 4th)
- Mike Nissen (1962: 123 pounds - 2nd)
- Harold Thompson (1962: 147 pounds - 3rd)
- **Mike Nissen (1963: 123 pounds - 1st)**
- Joe George (1971: 167 pounds - 6th)
- Al Freeman (1981: 142 pounds - 8th)
- Bill Scherr (1982: 190 pounds - 4th)
- Jim Scherr (1982: 177 pounds - 6th)
- Johnnie Selmon (1982: 142 pounds - 5th)
- Gary Albright (1982: Heavyweight - 7th)
- Al Freeman (1983: 142 pounds - 2nd)
- Ray Oliver (1983: 167 pounds - 4th)
- Bill Scherr (1983: 190 pounds - 3rd)
- **Bill Scherr (1984: 190 pounds - 1st)**
- **Jim Scherr (1984: 177 pounds - 1st)**
- Gary Albright (1984: Heavyweight - 2nd)
- Gary Albright (1986: Heavyweight - 3rd)
- Gil Sanchez (1987: 134 pounds - 2nd)
- Scott Chenoweth (1989: 167 pounds - 8th)
- Jason Kelber (1989: 126 pounds - 6th)
- Scott Chenoweth (1990: 167 pounds - 7th)
- Paul Herrera (1990: 142 pounds - 7th)
- Jason Kelber (1990: 126 pounds - 2nd)
- Joe Malecek (1990: Heavyweight - 7th)
- Chris Nelson (1990: 190 pounds - 5th)
- Corey Olson (1990: 177 pounds - 3rd)
- Scott Chenoweth (1991: 177 pounds - 7th)
- **Jason Kelber (1991: 126 pounds - 1st)**
- Chris Nelson (1992: 190 pounds - 6th)
- Corey Olson (1992: 177 pounds - 2nd)
- John Buxton (1993: 118 pounds - 8th)
- Mike Eierman (1993: 142 pounds - 5th)
- Rulon Gardner (1993: Heavyweight - 4th)
- Corey Olson (1993: 177 pounds - 2nd)
- **Tony Purler (1993: 126 pounds - 1st)**
- Frank Velazquez (1993: 134 pounds - 7th)
- Scott Gonyo (1994: 118 pounds - 6th)
- Steve Baer (1995: 126 pounds - 5th)
- Brad Canoyer (1995: 118 pounds - 6th)
- Temoer Terry (1995: 150 pounds - 4th)
- **Tolly Thompson (1995: Heavyweight - 1st)**
- Ryan Tobin (1995: 190 pounds - 8th)
- Chad Nelson (1996: 167 pounds - 8th)
- Temoer Terry (1996: 158 pounds - 3rd)
- Tolly Thompson (1996: Heavyweight - 3rd)
- Ryan Tobin (1996: 190 pounds - 3rd)
- Tolly Thompson (1997: Heavyweight - 3rd)
- Temoer Terry (1998: 158 pounds - 6th)
- Ryan Tobin (1998: 190 pounds - 4th)
- Jose DeAnda (1999: 141 pounds - 8th)
- Bryan Snyder (1999: 157 pounds - 4th)
- Brad Vering (1999: 197 pounds - 4th)
- Todd Beckerman (2000: 133 pounds - 5th)
- Paul Gomez (2000: 125 pounds - 8th)
- Bryan Snyder (2000: 157 pounds - 5th)
- **Brad Vering (2000: 197 pounds - 1st)**
- Todd Beckerman (2001: 133 pounds - 4th)
- Ati Conner (2001: 174 pounds - 8th)

- Bryan Snyder (2001: 157 pounds - 2nd)
- Brad Vering (2001: 187 pounds - 7th)
- Jason Powell (2002: 125 pounds - 5th)
- Justin Ruiz (2002: 197 pounds - 5th)
- Bryan Snyder (2002: 157 pounds - 2nd)
- Justin Ruiz (2003: 197 pounds - 5th)
- Jason Powell (2003: 125 pounds - 3rd)
- Jacob Klein (2004: 165 pounds - 7th)
- Matt Murray (2004: 141 pounds - 2nd)
- **Jason Powell (2004: 125 pounds - 1st)**
- Travis Shufelt (2004: 149 pounds - 7th)
- B.J. Padden (2005: 197 pounds - 5th)
- Travis Pascoe (2005: 184 pounds - 6th)
- Jacob Klein (2006: 174 pounds - 5th)
- B.J. Padden (2006: 197 pounds - 3rd)
- **Paul Donahoe (2007: 125 pounds - 1st)**
- Craig Brester (2008: 197 pounds - 4th)
- Brandon Browne (2008: 174 pounds - 4th)
- Jordan Burroughs (2008: 149 pounds - 3rd)
- Paul Donahoe (2008: 125 pounds - 3rd)
- Stephen Dwyer (2008: 165 pounds - 8th)
- Craig Brester (2009: 197 pounds - 2nd)
- Brandon Browne (2009: 174 pounds - 4th)
- **Jordan Burroughs (2009: 157 pounds - 1st)**
- Vince Jones (2009: 184 pounds - 6th)
- Craig Brester (2010: 197 pounds - 2nd)
- Stephen Dwyer (2010: 174 pounds - 4th)
- **Jordan Burroughs (2011: 165 pounds - 1st)**
- James Green (2012: 157 pounds - 7th)
- Josh Ihnen (2012: 184 pounds - 8th)
- James Green (2013: 157 pounds - 7th)
- Robert Kokesh (2013: 174 pounds - 3rd)
- James Green (2014: 157 pounds - 3rd)
- Robert Kokesh (2014: 174 pounds - 4th)
- James Green (2015: 157 pounds - 3rd)
- Robert Kokesh (2015: 174 pounds - 3rd)
- TJ Dudley (2015: 184 pounds - 8th)
- TJ Dudley (2016: 184 pounds - 2nd)
- Eric Montoya (2016: 133 pounds - 5th)
- Austin Wilson (2016: 165 pounds - 7th)
- Tyler Berger (2017: 157 pounds - 5th)
- TJ Dudley (2017: 184 pounds - 3rd)
- Eric Montoya (2017: 133 pounds - 6th)
- Aaron Studebaker (2017: 197 pounds - 5th)
- Tyler Berger (2018: 157 pounds - 3rd)
- Chad Red Jr. (2018: 141 pounds - 7th)
- Taylor Venz (2018: 184 pounds - 4th)
- Tyler Berger (2019: 157 pounds - 2nd)
- Mikey Labriola (2019: 174 pounds - 6th)
- Chad Red Jr. (2019: 141 pounds - 8th)
- Isaiah White (2019: 165 pounds - 5th)
- Mikey Labriola (2020: 174 pounds - NWCA)
- Ridge Lovett (2020: 133 pounds - NWCA)
- Collin Purinton (2020: 149 pounds - NWCA)
- Chad Red Jr. (2020: 141 pounds - NWCA)
- Peyton Robb (2020: 157 pounds - NWCA)
- Eric Schultz (2020: 197 pounds - NWCA)
- Taylor Venz (2020: 184 pounds - NWCA)
- Isaiah White (2020: 165 pounds - NWCA)
- Mikey Labriola (2021: 174 pounds - 3rd)
- Chad Red Jr. (2021: 141 pounds - 6th)
- Mikey Labriola (2022: 174 pounds - 7th)
- Christian Lance (2022: 285 pounds - 8th)
- Ridge Lovett (2022: 149 pounds - 2nd)

- Peyton Robb (2022: 157 pounds - 4th)
- Eric Schultz (2022: 197 pounds - 7th)
- Liam Cronin (2023: 125 pounds - 5th)
- Brock Hardy (2023: 141 pounds - 6th)
- Peyton Robb (2023: 157 pounds - 6th)
- Mikey Labriola (2023: 174 pounds - 2nd)
- Brock Hardy (2024: 141 pounds - 3rd)
- Ridge Lovett (2024: 149 pounds - 6th)
- Peyton Robb (2024: 157 pounds - 7th)
- Caleb Smith (2024: 125 pounds - 6th)
- Antrell Taylor (2024: 165 pounds - 8th)

Two-Time CSC Academic All-Americans (3)

- Matt Murray (2004, 2005)
- Tucker Lane (2011, 2012)
- Josh Ihnen (2012, 2013)

CSC Academic All-Americans (7)

First-Team (3)

- Ryan Tobin (1998)
- Tucker Lane (2012)
- Josh Ihnen (2013)

Second-Team (3)

- Matt Murray (2004)
- Tucker Lane (2011)
- Josh Ihnen (2012)

Third-Team (1)

- Matt Murray (2005)

Conference Champions (63)

Missouri Valley (1)

1924 John Kellogg, 125

Big Six (1)

1929 Adolph Simic, 155

Big Seven (13)

1947 Mike DiBiase, Hwt
 1948 Bob Yambor, 121; Mike DiBiase, Hwt
 1949 Bob Yambor, 121; Michael Sparano, 136; Herb Reese 175; Mike DiBiase, Hwt
 1950 Harold Gilliland, 126; Herb Reese, 175
 1951 Herb Reese, Hwt
 1953 Ed Husmann, Hwt
 1954 Max Kitzelman, Hwt
 1955 Charles Bryant, 167

Big Eight (25)

1962 Harold Thompson, 147; Jim Raschke, Hwt
 1981 *Johnnie Selmon, 134
 1982 *Johnnie Selmon, 142; Bill Scherr, 190
 1983 Al Freeman, 142
 1984 Jim Scherr, 177; Bill Scherr, 190; Gary Albright, Hwt
 1987 Cody Olson, 177
 1989 Sonny Manley, Hwt
 1990 *John Buxton, 118; Joe Malecek, Hwt
 1991 *Jason Kelber, 126
 1992 Chris Nelson, 190
 1993 Tony Purler, 126; Frank Velazquez, 134; Matt Lindland, 158
 1994 Frank Velazquez, 134
 1995 Steve Baer, 126; Temoer Terry, 150; Jason Kraft, 158; Tolly Thompson, Hwt
 1996 Temoer Terry, 158; Tolly Thompson, Hwt

Big 12 (20)

1997	Tolly Thompson, Hwt
1998	Brad Vering, 177; Ryan Tobin, 190
1999	Bryan Snyder, 157
2000	Bryan Snyder, 157
2001	Jason Powell, 125; Bryan Snyder, 157
2002	Bryan Snyder, 157
2005	B.J. Padden, 197
2006	B.J. Padden, 197
2008	Paul Donahoe, 125; *Jordan Burroughs, 149; Brandon Browne, 174
2009	Jordan Burroughs, 157; Brandon Browne, 174; Vince Jones, 184; *Craig Brester, 197
2010	Stephen Dwyer, 174
2011	David Klingsheim, 125; Jordan Burroughs, 165

Big Ten (5)

2014	James Green, 157; Robert Kokesh, 174
2015	Robert Kokesh, 174
2023	Silas Allred, 197
2024	Ridge Lovett, 149

* - Named Most Outstanding Wrestler of the Meet

NWCA All-Stars (32)

1983	Al Freeman, 142; Jim Scherr, 177
1984	Bill Scherr, 190; Gary Albright, Hwt
1985	Gary Albright, Hwt
1990	Jason Kelber, 126; Joe Malecek, Hwt
1991	Jason Kelber, 126; Corey Olson, 177
1993	Tony Purler, 126; Matt Lindland, 158; Corey Olson, 177; Rulon Gardner, Hwt
1995	Tolly Thompson, Hwt
1996	Temoer Terry, 158; Tolly Thompson, Hwt
1997	Tolly Thompson, Hwt
1998	Ryan Tobin, 190
2000	Bryan Snyder, 157; Brad Vering, 197
2001	Todd Beckerman, 133; Bryan Snyder, 157; Brad Vering, 197
2002	Bryan Snyder, 157
2006	Jacob Klein, 174
2007	Paul Donahoe, 125
2009	Jordan Burroughs, 157; Stephen Dwyer, 174; Craig Brester, 197
2014	James Green, 157; Robert Kokesh, 174
2016	Eric Montoya, 133

Midlands Champions (9)

1983	Al Freeman*, 142; Jim Scherr, 177; Bill Scherr, 190
1999	Brad Vering, 197
2011	Jordan Burroughs*, 165
2012	Robert Kokesh, 174
2016	TJ Dudley, 184; Eric Montoya, 133; Aaron Studebaker, 197

*Outstanding Wrestler

International Honors

Olympians (11)

1960	Dan Brand, Freestyle, Light Hwt. (5th)
1964	Dan Brand, Freestyle, Middleweight (Bronze)
1988	Bill Scherr, Freestyle, 100 kg (Bronze)
	Jim Scherr, Freestyle, 90 kg (5th)
2000	Rulon Gardner, Greco-Roman, 130 kg (Gold)
	Matt Lindland, Greco-Roman, 76 kg (Silver)
2004	Rulon Gardner, Greco-Roman, 120 kg (Bronze)
	Brad Vering, Greco-Roman, 84 kg (11th)
2008	Brad Vering, Greco-Roman, 84 kg (DNP)
2012	Jordan Burroughs, Freestyle, 74 kg (Gold)
2016	Jordan Burroughs, Freestyle, 74 kg (9th)

World Championships (46)

1961	Dan Brand, Freestyle, 87 kg (4th)
	Dan Brand, Greco-Roman, 87 kg (5th)

1962	Dan Brand, Greco-Roman, 97 kg (Bronze)
1963	Jim Raschke, Greco-Roman, Hwt. (Bronze)
1966	Jim Raschke, Greco-Roman, Hwt. (DNP)
1985	Bill Scherr, Freestyle, 90 kg (Gold)
1986	Bill Scherr, Freestyle, 100 kg (Silver)
	Jim Scherr, Freestyle, 90 kg (Bronze)
1987	Jim Scherr, Freestyle, 90 kg (Silver)
	Bill Scherr, Freestyle, 100 kg (Bronze)
1989	Bill Scherr, Freestyle, 100 kg (Silver)
	Jim Scherr, Freestyle, 90 kg (Silver)
1997	Rulon Gardner, Greco-Roman, 130 kg (5th)
	Tony Purler, Freestyle, 58 kg (10th)
	Matt Lindland, Greco-Roman, 76 kg (DNP)
1998	Matt Lindland, Greco-Roman, 76 kg (6th)
	Tony Purler, Freestyle, 58 kg (11th)
1999	Matt Lindland, Greco-Roman, 76 kg (DNP)
2001	Rulon Gardner, Greco-Roman, 130 kg (Gold)
	Matt Lindland, Greco-Roman, 85 kg (Silver)
2002	Brad Vering, Greco-Roman, 84 kg (5th)
2003	Brad Vering, Greco-Roman, 84 kg (5th)
	Rulon Gardner, Greco-Roman, 120 kg (10th)
	Justin Ruiz, Greco-Roman, 96 kg (DNP)
2005	Justin Ruiz, Greco-Roman, 96 kg (Bronze)
	Tolly Thompson, Freestyle, 120 kg (Bronze)
	Brad Vering, Greco-Roman, 84 kg (DNP)
2006	Justin Ruiz, Greco-Roman, 96 kg (DNP)
	Tolly Thompson, Freestyle, 120 kg (DNP)
2007	Brad Vering, Greco-Roman, 84 kg (Silver)
	Justin Ruiz, Greco-Roman, 96 kg (DNP)
2010	Justin Ruiz, Greco-Roman, 96 kg (5th)
2011	Jordan Burroughs, Freestyle, 74 kg (Gold)
	Justin Ruiz, Greco-Roman, 96 kg (DNP)
2013	Jordan Burroughs, Freestyle, 74 kg (Gold)
2014	Jordan Burroughs, Freestyle, 74 kg (Bronze)
2015	Jordan Burroughs, Freestyle, 74 kg (Gold)
	James Green, Freestyle, 70 kg (Bronze)
2017	Jordan Burroughs, Freestyle, 74 kg (Gold)
	James Green, Freestyle, 70 kg (Silver)
2018	James Green, Freestyle, 70 kg (DNP)
	Jordan Burroughs, Freestyle, 74 kg (Bronze)
2019	James Green, Freestyle, 70 kg (DNP)
	Jordan Burroughs, Freestyle, 74 kg (Bronze)
2021	Jordan Burroughs, Freestyle, 79 kg (Gold)
2022	Jordan Burroughs, Freestyle, 79 kg (Gold)

World Cup Champions (12)

1986	Jim Scherr (Individual - FS), 82 kg
1989	Jim Scherr (Individual - FS), 90 kg
	Bill Scherr (Individual - FS), 100 kg
1996	Matt Lindland (Individual - FS), 84 kg
	Rulon Gardner (Individual - GR), 130 kg
2012	Jordan Burroughs (Individual - FS), 74 kg
2013	Jordan Burroughs (Individual - FS), 74 kg
2014	Jordan Burroughs (Individual - FS), 74 kg
2015	Jordan Burroughs (Individual - FS), 74 kg
2017	Jordan Burroughs (Individual - FS), 74 kg
2018	Jordan Burroughs (Individual & Team - FS), 74 kg
	James Green (Team - FS), 70 kg

Note: Former Nebraska Assistant Coach Kendrick Maple (2017-19) was a member of the championship-winning United States team at the 2018 Freestyle World Cup at 61 kg.

Pan-American Champions (9)

1994	Matt Lindland (FS), 74 kg
1996	Ryan Tobin (FS), 90 kg
1999	Matt Lindland (GR), 76 kg
2011	Jordan Burroughs (FS), 74 kg
2015	Jordan Burroughs (FS), 74 kg
2017	James Green (FS), 70 kg
2018	James Green (FS), 70 kg
2019	Jordan Burroughs (FS), 74 kg
2020	Jordan Burroughs (FS), 74 kg

Goodwill Games (2)

1990 Bill Scherr, 100 kg (1st)

Jim Scherr, 90 kg (2nd)

Note: Nebraska Assistant Coach Brad Penrith (1992-97) finished third at 57 kg at the 1994 Goodwill Games.

Nebraska NCAA Team Results (Since 1980)

Year	Finish	Points	Qualifiers	AA's
1980	39th	8	1	0
1981	32nd	37	6	1
1982	6th	40.25	8	4
1983	6th	46	10	3
1984	4th	61	6	3
1985	41st	5.5	4	0
1986	12th	28.25	9	1
1987	14th	24.5	7	1
1988	39th	6.25	6	0
1989	17th	28	9	1
1990	5th	64.25	8	5
1991	10th	38	9	2
1992	11th	28	8	2
1993	3rd	79.5	10	6
1994	29th	14.5	8	1
1995	6th	60	10	5
1996	5th	61	9	4
1997	12th	34.5	6	1
1998	21st	28	7	2
1999	15th	37	7	3
2000	8th	46.5	5	4
2001	8th	52.5	6	4
2002	8th	54	6	3
2003	13th	40.5	6	2
2004	5th	74	8	4
2005	19th	31.5	7	2
2006	16th	40.5	9	2
2007	16th	34.5	6	1
2008	4th	74	8	5
2009	4th	78.5	7	4
2010	T-12th	39.5	5	2
2011	12th	43.5	7	1
2012	T-21st	28	8	2
2013	13th	38	7	2
2014	11th	43.5	7	2
2015	9th	59	9	3
2016	8th	58	10	3
2017	9th	59.5	7	4
2018	9th	47	7	3
2019	10th	51	8	4
2020	NCAA Wrestling Championships were canceled due to the COVID-19 pandemic.			
2021	12th	38	9	2
2022	5th	59.5	8	5
2023	8th	54	7	4
2024	9th	60.5	9	5

Team Conference Championships (7)

Year	Conference	Location
1911	W.I.A.A.	Chicago, Ill.
1915	W.I.A.A.	Lincoln, Neb.
1924	Missouri Valley	N/A
1949	Big Seven	Ames, Iowa
1993	Big Eight	Norman, Okla.
1995	Big Eight	Lincoln, Neb.
2009	Big 12	Lincoln, Neb.

Individual Season Records

Top 10 Season Victories

Wrestler	Record
1. Gil Sanchez (1986-87)	46-3-0
2. Gary Albright (1985-86)	43-4-1
Bryan Snyder (1999-00)	43-3-0
4. Tolly Thompson (1995-96)	42-2-0
5. Tolly Thompson (1996-97)	41-4-0
6. Joe Malecek (1989-90)	39-4-2
Robert Kokesh (2014-15)	39-1-0
8. Bill Scherr (1982-83)	38-4-0
Tolly Thompson (1993-94)	38-13-0
Brad Vering (1999-00*)	38-3-0
Robert Kokesh (2012-13)	38-4-0

*-National Championship season

Top 10 Season Winning Percentages (20-match minimum)

Wrestler	Record	Pct.
1. Jordan Burroughs (2008-09)	35-0-0	1.000
Jordan Burroughs (2010-11)	36-0-0	1.000
3. Robert Kokesh (2014-15)	39-1-0	.975
4. Bill Scherr (1983-84)	36-1-0	.973
Matt Lindland (1992-93)	36-1-0	.973
6. Bryan Snyder (2001-02)	33-1-0	.970
7. Tolly Thompson (1995-96)	42-2-0	.955
8. Mike Nissen (1962-63)	19-1-0	.950
9. Tolly Thompson (1994-95)	36-2-0	.947
10. Tony Purler (1992-93)	35-2-0	.946
James Green (2013-14)	35-2-0	.946

Top 10 Season Falls

Wrestler	Pins-TF-Tot.
1. Gary Albright (1985-86)	34-2-36
2. Gil Sanchez (1986-87)	14-15-29
3. Bryan Snyder (2001-02)	10-12-22
4. Corey Olson (1992-93)	17-4-21
5. Tolly Thompson (1996-97)	14-6-20
Jordan Burroughs (2010-11)	6-14-20
7. Corey Olson (1991-92)	19-0-19
Tolly Thompson (1993-94)	13-6-19
Tolly Thompson (1995-96)	14-5-19
10. Corey Olson (1989-90)	18-0-18

Top 10 Season Dual Victories

Wrestler	Record	Pct.
1. Joe Malecek (1989-90)	21-1-2	.917
Chris Nelson (1989-90)	21-2-0	.913
3. Bill Scherr (1982-83)	20-2-0	.909
Jason Powell (2002-03)	20-2-0	.909
5. Ray Oliver (1982-83)	19-2-1	.886
Paul Herrera (1989-90)	19-5-0	.791
Jacob Klein (2004-05)	19-2-0	.905
Travis Pascoe (2004-05)	19-2-0	.905
Jordan Burroughs (2008-09)	19-0-0	1.000
Craig Brester (2009-10)	19-1-0	.950
Jordan Burroughs (2010-11)	19-0-0	1.000

Top 10 Season Dual Winning Percentages (10-Match Minimum)

Wrestler	Record	Pct.
1. Jordan Burroughs (2008-09)	19-0-0	1.000
Jordan Burroughs (2010-11)	19-0-0	1.000
Gil Sanchez (1986-87)	18-0-0	1.000
Bryan Snyder (1999-00)	18-0-0	1.000
Gary Albright (1983-84)	17-0-0	1.000
Bryan Snyder (2001-02)	17-0-0	1.000
Al Freeman (1982-83)	16-0-0	1.000
Jason Kelber (1990-91)	16-0-0	1.000
Anthony Abidin (2014-15)	15-0-0	1.000
Robert Kokesh (2013-14)	14-0-0	1.000
Robert Kokesh (2014-15)	14-0-0	1.000
Mikey Labriola (2022-23)	14-0-0	1.000
Peyton Robb (2022-23)	14-0-0	1.000

Mike Nissen (1962-63)	13-0-0	1.000
Mike Nissen (1960-61)	12-0-0	1.000
Tony Jennings (1974-75)	12-0-0	1.000
Herb Reese (1950-51)	11-0-0	1.000
Mike Nissen (1961-62)	11-0-0	1.000
Harold Thompson (1961-62)	11-0-0	1.000
Matt Lindland (1992-93)	11-0-0	1.000
Temoor Terry (1997-98)	10-0-0	1.000
Eric Schultz (2021-22)	10-0-0	1.000

Wins by Class

Top 10 Season Wins (Senior)

Wrestler	Record
1. Gil Sanchez (1986-87)	46-3-0
2. Gary Albright (1985-86)	43-4-0
3. Tolly Thompson (1996-97)	41-4-0
4. Joe Malecek (1989-90)	39-4-2
Robert Kokesh (2014-15)	39-1-0
6. Bill Scherr (1983-84)	36-1-0
Jordan Burroughs (2010-11)	36-0-0
8. Tony Purler (1992-93)	35-2-0
Steve Baer (1994-95)	35-7-0
James Green (2014-15)	35-5-0

Top 10 Season Wins (Junior)

Wrestler	Record
1. Tolly Thompson (1995-96)	42-2-0
2. Bill Scherr (1982-83)	38-4-0
Brad Vering (1999-2000)	38-3-0
4. Brad Canoyer (1996-97)	37-9-0
Robert Kokesh (2013-14)	37-3-0
6. Matt Lindland (1992-93)	36-1-0
7. Jeramie Welder (1996-97)	35-12-0
Jason Powell (2002-03)	35-6-0
Brandon Browne (2007-08)	35-4-0
Jordan Burroughs (2008-09)	35-0-0
James Green (2013-14)	35-2-0

Top 10 Season Wins (Sophomore)

Wrestler	Record
1. Bryan Snyder (1999-2000)	43-3-0
2. Robert Kokesh (2012-13)	38-4-0
3. Bill Scherr (1981-82)	37-5-0
4. Tolly Thompson (1994-95)	36-2-0
Tyler Berger (2016-17)	36-6-0
6. Jeff Coltvett (1985-86)	35-10-2
Chris Nelson (1989-90)	35-9-0
Temoor Terry (1994-95)	35-3-0
Paul Donahoe (2006-07)	35-5-0
10. Jordan Burroughs (2007-08)	34-6-0

Top 10 Season Wins (Freshman)

Wrestler	Record
1. Tolly Thompson (1993-94)	38-13-0
2. Corey Olson (1989-90)	35-12-0
3. James Green (2011-12)	34-9-0
4. Brad Vering (1997-98)	33-9-0
5. Brad Canoyer (1994-95)	32-13-0
Bryan Snyder (1998-99)	32-5-0
7. J.R. Plenis (1997-98)	31-13-0
8. Mikey Labriola (2018-19)	30-9-0
9. Robert Kokesh (2011-12)	30-7-0
10. Taylor Venz (2017-18)	29-9-0

7. Brad Vering (1997-01)	124-26-0
8. Jason Kelber (1987-91)	123-30-0
9. Mikey Labriola (2017-23)	120-28-0
10. Tyler Berger (2014-19)	116-32-0
11. Corey Olson (1989-93)	115-28-0
12. TJ Dudley (2013-17)	114-31-0
13. Jeff Coltvett (1984-89)	113-48-4
Ryan Tobin (1994-98)	113-50-0
15. Gary Albright (1981-86)	112-19-4
Aaron Studebaker (2013-17)	112-38-0

Top 10 Career Win-Loss Percentages (50-match minimum)

Wrestler	Record	Pct.
1. Bryan Snyder (1998-02)	136-11-0	.925
2. Mike Nissen (1960-63)	48-5-0	.906
Robert Kokesh (2011-15)	144-15-0	.906
4. Tolly Thompson (1993-97)	157-21-0	.882
5. Bill Scherr (1980-84)	133-18-0	.881
6. Jordan Burroughs (2006-11)	128-20-0	.865
7. Johnnie Selmon (1980-82)	46-7-1	.861
8. James Green (2011-15)	129-22-0	.854
9. Gary Albright (1981-86)	112-19-4	.844
10. Brandon Browne (2006-09)	79-15-0	.840

Top 5 Career Falls

Wrestler	P-TF-Tot
1. Tolly Thompson (1993-97)	53-19-72
2. Gary Albright (1981-86)	66-2-68
3. Corey Olson (1989-93)	63-4-67
4. Gil Sanchez (1982-87)	27-23-50
5. Robert Kokesh (2011-15)	33-15-48

Top 10 Career Dual Victories

Wrestler	Record
1. Bill Scherr (1980-84)	71-9-0
2. Bryan Snyder (1998-02)	69-4-0
3. Jacob Klein (2002-06)	63-17-0
Craig Brester (2006-10)	63-10-0
5. Tolly Thompson (1993-97)	62-9-0
Brad Vering (1997-01)	62-9-0
Jordan Burroughs (2006-11)	62-7-0
8. Jason Powell (2000-04)	60-11-0
Robert Kokesh (2011-15)	60-4-0
10. Jason Kelber (1987-91)	59-13-0

Top 10 Career Dual Win-Loss Percentages (30-match minimum)

Wrestler	Record	Pct.
1. Mike Nissen (1960-63)	36-0-0	1.000
2. Bryan Snyder (1998-02)	69-4-0	.945
3. Robert Kokesh (2011-15)	60-4-0	.938
Herb Reese (1948-51)	29-2-1	.922
5. Gary Albright (1981-86)	58-4-3	.915
6. Jordan Burroughs (2006-11)	62-7-0	.899
7. Bill Scherr (1980-84)	71-9-0	.888
8. Brad Vering (1997-01)	62-8-0	.886
9. Erik Josephson (1995-96)	30-4-0	.882
10. Tolly Thompson (1993-97)	62-9-0	.873

Team Records

Most Wins in a Season: 21 (1989-90)

Best Winning Percentage (10-match min.): .933 (2014-15)

Fewest Wins in a Season: 0 (1910-11, 1915-16, 1918-19, 1932-33, 1940-41, 1941-42, 1945-46, 1954-55)

Fewest Losses in a Season: 0 (1914-15)

***10-match min.:** 1 (1952-53; 2014-15)

Most Losses in a Season: 14 (1962-63, 1984-85)

Most Consecutive Wins: 17 (2014-16)

***Single Season:** 11 (1982-83)

Most Consecutive Wins to Start a Season: 10 (2011-12)

Most Consecutive Winning Seasons: 13 (1988-2001)

Individual Career Records

Top 15 Career Victories

Wrestler	Record
1. Tolly Thompson (1993-97)	157-21-0
2. Robert Kokesh (2011-15)	144-15-0
3. Bryan Snyder (1998-02)	136-11-0
4. Bill Scherr (1980-84)	133-18-0
5. James Green (2011-15)	129-22-0
6. Jordan Burroughs (2006-11)	128-20-0

Nebraska's All-Time Letterwinners

Baseball

A

Abeita, Mitch 2007-08
 Abrahamowicz, Andrew 2018
 Abramavicius, Jason 1989
 Abrams, Darren 1987
 Achelpohl, Steve 1969-70-71-72
 Acker, Joe 2017-18-19-20-21
 Adair, Derek 1997
 Adams, Bill 1968
 Adams, Chase 2010-11
 Adams, Percy 1904
 Adams, Trey 2005
 Addante, Mike 2018-19-20
 Akisada, Bryant 1973-74-75
 Alderman, Kurt 1993
 Allen, Jason 1995-96
 Allen, Jeff 1989
 Altavilla, Angelo 2016-17-18-19
 Alvarado, Luis 2015-16-17-18
 Amaya, Ben 1982-83
 Amen, Paul 1936-37-38
 Anderson, Clyde 1921-22
 Anderson, Dale 1961-62-63
 Anderson, Drew 2001-02-03
 Anderson, Edgar 1990-91
 Anderson, Erik 2008-09
 Anderson, Jeff 1981-82-83-84
 Anderson, Lawrence 1939
 Anderson, Max 2021-22-23
 Anderson, Richard 1973-74-75-76
 Andresen, Roy 1925
 Andrews, Harris 1937-38
 Anglim, Garrett 2022-23-24
 Arensdorf, Marvin 1956
 Armatis, Henry 1929-30-31
 Armenta, Jonas 1994-95-96-97
 Arnold, Tevis 1997-98
 Arntzen, Brian 1990-91
 Arries, Byron 1923
 Artman, Allen 1942
 Asche, Cody 2009-10-11
 Athey, Jeff 2017-18
 Aurit, Scott 1997
 Avery, G.H. 1984

B

Baack, Wilbur 1946
 Backhaus, Murray 1952-53-54-55
 Bahnsen, Stan 1965
 Bailey, Adam 2009-10
 Bailey, Jim 1999-00
 Bailey, Russell 1920-21
 Bailor, Dave 1982-83
 Baker, Howard 1935-36-37
 Baker, Joe 1970-71-72
 Banjoff, Leighton 2020-21-22
 Banuelos, Brandon 1997
 Barnes, David 1993
 Barnes, F.E. 1892-94
 Barta, Frank 1904-05-06
 Barth, Phil 1960
 Batenhorst, Boyd 1975-76
 Batiste, Terrance 1988
 Bauder, Kenneth 1974
 Bauer, Chris 1994-95
 Bauer, Forrest 1934
 Bearinger, Jarod 1996-97-98-99
 Beattie, Burt 1984-85-86
 Beauchamp, Jason 1992
 Becher, Richard 1960-61-62
 Becker, Don 1954-55
 Becker, Jeremy 2002-03-04-05
 Beckmann, Dennis 1969

Beckman, Milton 1935
 Beckoff, A.H. 1913
 Beede, Brett 1985
 Beeson, Tom 1977
 Behne, Ernest L. 1950
 Beideck, John 1956-57
 Bekins, Melvin 1920-21
 Belcher, Kevin 2004
 Belfonte, DJ 2007-08-09-10
 Bell, J.H. 1900-01-02
 Bell, Beuford 1924
 Bellamy, Frank 1907-08
 Bellows, Mike 1994
 Beltzer, J.E. 1904
 Beltzer, O.A. (Buck) 1907-08-09
 Bender, John R. 1901-02-03-04
 Benedict, Bruce W. 1896
 Benedict, H.M. 1897
 Benish, Randall 1974-75-76
 Benjamin, Bobby 1988-89-90
 Benson, Chandler 2022
 Bent, Andy 2000
 Bergan, Tom 1993-94
 Berggren, Austin 2023
 Berquist, Roy 1917
 Betancourt, Sergio 1995-96
 Bethell, Peter 1972
 Betts, Lloyd 1929
 Bilyeu, Aaron 1989-90-91
 Bird, Erik 2006-07-08-09
 Birmingham, Josh 2002-03
 Bittner, Clyde 1930
 Blaesing, Jeff 2001-02
 Blake, C.W. 1907
 Blankenship, L. Milton 1922
 Blatchford, Dilworth 1947-48-49
 Blessie, Bo 2019-20
 Blessie, Brian 1996
 Blevins, Jeff 2001-02
 Bliss, R.W. 1899-00
 Bloodgood, Elbert L. 1924
 Boever, Dan 1982-83
 Boever, David 1989
 Bohanan, Ryan 2005
 Boldt, Ryan 2014-15-16
 Bolen, E.N. 1899-00
 Bolen, Robert 1946
 Bolt, Will 1999-00-01-02
 Bolz, Tim 1967
 Bonesio, Ryan 2002
 Bonistall, Ernie 1961-62-63
 Borgogno, Mate 1988
 Borman, Ivan 1936-37-38
 Bornschlegl, Larry 1963-64-65
 Borst, Evan 2024
 Bottorff, Roger 1955-56-57
 Bowden, Johnny 2004
 Bowman, Drew 2007
 Boyd, Steve 1992-93
 Boyer, Jesse 2004-05
 Boyle, G. Patrick 1942
 Boyton, Luke 2020
 Bradford, Clay 2024
 Bradford, Ethan 2020-21-22
 Bradley, Jarron 1987
 Brady, J.H. 1894
 Bragg, Braxton 2020-21-22
 Brand, Robert 1966-67-68
 Brenning, Rich 1965
 Bright, Harold 1979-80-81-82
 Brockett, Jackson 2022-23-24
 Broekemeier, Joe 2009
 Brohawn, Troy 1992-93-94
 Brown, Andrew 2006
 Brown, Don 1955-56

Brown, Lewis 1930-31
 Bruce, Daniel 2002-03-04-05
 Brumbaugh, Cayden 2024
 Bubak, Kyle 2009-10
 Bublitz, Luke 2010-12-13-14
 Buchanan, Shawn 1988-89-90-91
 Buckman, Brandon 2005-06
 Buehrer, David 1973-74-75-76
 Buettenback, Max 2024
 Bullock, Josh 1990-91-92
 Bullock, Trevor 2000
 Bummer, Aaron 2012-13-14
 Bunge, Todd 1986-87
 Bunsen, Dale 1951
 Bunz, Jake 2021-22-23
 Burkamper, Derek 2014-15-16-17
 Burke, Tim 1978-79-80
 Burleson, Cory 2009-10-11-12
 Butcher, Matt 1983
 Burch, Jason 2001-02-03
 Burnham, Casey 2023
 Byers, Waylon 2000-01-02

C

Caley, J.L. 1917
 Callan, Dean 1942
 Camp, Bob 1949-50
 Campbell, C.C. 1898-99
 Carey, Dylan 2023-24
 Carman, Frank 1921-22-23
 Caron, Josh 2022-23-24
 Carr, Earl 1921-22
 Carroll, R.M. 1906-07-08-09
 Carroll, Tim 1977-78
 Carsten, Reed 1935
 Carstensen, Earl 1935
 Carter, Jeff 1982-83-84-85
 Castro, Gus 1995
 Cederdahl, James 1953-54-55
 Cerney, A.V. 1920
 Cerv, Bob 1947-48-49-50
 Cervantes, Efray 2021-22-23
 Chamberlain, Joba 2005-06
 Chandler, Charles D. 1892-93
 Chandler, Sean 2016
 Chavez, Chris 1980-81
 Chesnut, Jeff 2013-14-15-16
 Chick, Cam 2019-20-21-22
 Childs, Brady 2016-17
 Christensen, Austin 2014-15
 Christensen, Chad 2010-11-12-13
 Christo, Drew 2022-23-24
 Christoph, Richard 1953
 Christy, Jeff 2005-06
 Churchich, Bob 1966-67
 Churchich, Ely 1959-60
 Churchich, Jeff 1983
 Churchich, Mike 1967
 Clark, Caleb 2023-24
 Clark, J.M. 1908-09-10
 Clarke, Darnell 1980-81
 Cleavinger, Grant 2024
 Cline, James A. 1908
 Cole, John 1999-00-01
 Collins, Boomer 2009-10
 Collins, Francis 1996-97
 Collins, Melvin 1922-24-25
 Colon, Charles 1988-89-90
 Columbus, Ben 2023-24
 Combs, Kelly 1979-80
 Conte, Derrick 2001
 Cook, Steve 1995
 Cooke, H.T. 1904-09
 Cooper, Bob Eugene 1942
 Cooper, Khiry 2009-10-11

Copenhaver, Ralph 1934
 Corriston, Craig 2007-08
 Cortelyou, S.V. 1902-03
 Costello, Jeff 1976-77-78-79
 Costin, Charles 1931
 Cotton, Andy 2008
 Coufal, Norman 1954-55-56
 Courter, Bob 1994-95
 Cowan, Justin 1999-00
 Cowgill, H.G. 1897-98
 Cox, Christian 2014-15
 Crain, David 1994-95
 Cramer, Bruce 1969-70-71-72
 Crandell, Leslie 1917
 Cranston, Jared 2006
 Creigh, Thomas 1897
 Cronenbold, Brison 2017-18
 Cross, Carter 2018-19-20
 Crowe, Ron 1987
 Crownover, L.G. 1917
 Cumming, B.H. 1910
 Curry, Connor 2017-19

D

Daiss, Casey 2024
 Dakan, Wilfred 1934
 Dalton, Jed 1992-93-94-95
 Dalton, Josh 1996
 Damkroger, Maury 1972
 Darby, Austin 2012-13-14-15
 Davis, Mark 1982-83-84-85
 Davison, Charles M. 1930-31
 Davison, Minot 1931
 Decker, Robert 1952
 DeLeon, Christian 2013-14
 Dempcy, Harold 1931
 Denker, William 1947-48-49-50
 Denning, Reuben 1937-38-39
 Denslow, Lloyd 1906-08
 DePutron, Ray 1900-01-02
 DiBenedetti, Mark 1978
 Diederich, Sayer 2020
 Diers, Bob D. 1950-51-52
 Dietz, Craig 1980
 Di Grandi, Vince 1990-91
 Dilday, Elijah 2015-16
 Dinges, Thomas 1991-92
 Dingleline, John 1977
 Dixon, Dan 1978
 Doane, B.L. 1900-01-02
 Dobbs, Mike 1983-84-85-86
 Doerr, Brian 1997
 Dohrmann, Elmer 1936-37-38
 Dolney, Aaron 2020
 Dolsky, Nick 2011
 Domeier, Ervin 1925
 Dorn, Johnny 2005-06-07-08
 Dopp, Terry 1976-77
 Dort, Charles L. 1906
 Douglas, Ron 1962-63-64
 Dowling, H.P. 1892
 Downing, Brian 1998
 Drevo, Matt 1997
 Driscoll, Patrick 1996-97
 Dudgeon, John 1907-08-09
 Duebelbeis, Kenny 1997-98
 Duensing, Brian 2002-03-05
 Duff, Wally 1963-64
 Dukart, Derek 1993-94
 Duncan, Michael B. 1983-84-85
 Dunn, Gerald 1951-52-53
 Dunne, Gilbert 1957-58-59
 Durham, Clifton 1995-96-97-98
 Dymally, Reggie 1983

E

Eckley, Chris 1991
 Eddins, Reece 2015-16-17-18-19

Edlefsen, Steve 2006-07
 Edrington, Wes 2013-15
 Ehlers, Logan 2011
 Ekstrom, Fred 1924-25
 Elgert, Pat 1969-70-71
 Engelken, Zack 2015-16-18
 English, Lowell 1938
 Ernst, Tom 1961-62-63
 Erstad, Darin 1993-94-95
 Erway, Don 1956
 Eubanks, Kurt 1981-82-83-84-85
 Evans, Cole 2023-24
 Evans, Rick 1980-81
 Ewart, R.L. 1898
 Eymann, Brandon 2001-02
 Eymann, Kirk 1974-75-76-77

F

Faiman, John 1963
 Fairchild, Wayne 1930
 Fairley, Craig 1990
 Fanucchi, Paul 1990
 Farmer, Kurt 2010-11-12
 Farst, Tyler 2008-09-10
 Faust, Cliff 1977-78-79-80
 Federico, Joe 1987-88
 Feeke, Caleb 2020-21-22
 Fenlon, J.A. 1904-06
 Fiala, Adrian 1968-69-70
 Finlay, E.C. 1901
 Fischer, Charlie 2023-24
 Fish, Steve 1996-97
 Fish, Taylor 2012-13-14-15-16
 Fisher, Nate 2015-17-18-19
 Fitzgerald, Bill 1951
 Fitzgibbon, John 1941
 Flasnick, Don 1936
 Flock, George 1964-65
 Flock, W.M. Dean 1959
 Flory, R.D. 1913
 Foster, Logan 2021
 Foust, Matt 2005-06-07
 Fowler, Doak 1973-74-75
 Frahm, Trey 2024
 Frank, Koty 2021-22
 Frank, Owen A. 1910-13
 Frankfurt, Wallace 1931
 Franklin, John 1986-87
 Frazier, Ethan 2016-17-18-19
 Freeland, E.L. 1907
 Freeman, Matt 2008-09-10-11
 Frei, Milton 1952
 French, Kevin 1989-90
 Friehauf, Brent 1983-85
 Friel, W.M. 1897-98
 Fries, Scott 1999-00
 Froehlich, Kyle 2024
 Fry, Jason 1995-96
 Furby, Allen 1967-68
 Furnish, Brad 2004
 Fusilier, Brandon 2003-05

G

Gabelman, Warren 1940-41-42
 Gaddis, E.B. 1906
 Gaines, R.H. 1901-02
 Gappa, David 1993-94-95
 Garcia, James 1992-93
 Garvey, Neal 1969-70
 Garza, Armando 1990
 Garza, Michael 2023
 Gaston, Kenneth 1929
 Gaughan, Joe 1964-65
 Gebler, Robert 1977-78-79
 Gehrke, Steve 1980-81-82-83
 Geier, Richard 1954-55-56
 George, Edwin 1936-37-38
 Gerch, Andy 2005-06-07

Gewecke, Steve 1987
 Gibbs, Russell A. 1923-24
 Giles, William 1952-54-55
 Gilin, Drew 2019-20
 Gill, Turner 1983
 Giller, Kurt 2010
 Gilmore, Glen 1969-70-72
 Gleason, Bob 1959
 Glismann, Norm 1974-75-76
 Gloystein, Elroy 1947-48-49
 Goguen, Phil 1986-87-88
 Gomes, Colby 2019-20-22
 Gomes, Justin 1995-96
 Gonzalez, David 1994
 Gordon, A.E. 1896-97-98-99-00
 Gordon, Alex 2003-04-05
 Gore, Roscoe 1904
 Gorsett, Luke 2006
 Gottsch, Virgil 1953-54
 Gozart, Aaron 2000
 Grace, Harvey 1929-30
 Gradoville, Frank 1925
 Graham, Max 1934-35
 Greco, Bob 2014
 Green, Charles 1966-67
 Greenlaw, Willie 1955-56
 Greenslit, Roy 1909-10
 Griego, Bob 1968-69-70
 Grogan, Robert 1947-48-49-50
 Grose, John 2002-03-04
 Gross, Kip 1986
 Gullion, Joe 2003
 Gutierrez, JC 2023

H

Haas, Mark 1979-80
 Haas, Paul 1974-75-76-77
 Haas, Stan 1978-79-80
 Hadley, Mark 1980-81
 Hagge, Mojo 2017-18-19-20-21
 Hagy, Dale 1991-92
 Hakel, Nolan 2018
 Halbeison, Harold 1929-30
 Hale, Steve 1999-00-01-02-03
 Haley, Mark 1980-81
 Hallmark, Jaxon 2018-19-20-21
 Hander, Ryan 2010-11-12-13
 Hansen, Mike 1978
 Harlander, Mike 1979-80-81
 Harmelink, Mike 2005-06
 Harney, Ed 1925
 Harney, Roy 1917
 Harrahill, Ryan 2024
 Harrington, Kevin 1997-98
 Harris, Jerry 1960-61
 Harris, Martin Dell 1937-38-39
 Harris, Randy 1964-65-66
 Harrison, Phillip 1984-86
 Harte, Lloyd 1913
 Harvey, Ken 1997-98-99
 Hartzell, Larry 1996
 Haskell, Ross 1913
 Hatasaki, Joe 2008
 Hauptman, Casey 2008-09-10-11
 Havekost, Ron 1961-62-63
 Hawkins, Caleb 2013
 Hawkins, Corbin 2022-23
 Hays, Don 1949
 Hays, Hobart 1947-48-49-50
 Headley, Blake 2012-13-14-15
 Heald, H.C. 1892-94
 Healey, Gary 1974-75-76
 Hedman, Jeff 1998-99
 Hefflin, Curtiss 1985-86
 Hegwood, Fred 1946-47-48-49
 Heinzelman, Robert 1942
 Held, Sidney 1940-41

Helfand, Eric 1988
 Hellstrom, Gunner 2018-19-20-21
 Helmsing, Jack 1948
 Hendricks, Bill 1981-82-83-84
 Hendricks, Ron 1983-84
 Henne, Jon 1975-76-77-78
 Henry, Paul 1988
 Henwood, Alex 2016-17-18-19
 Hergenrader, Bob 1964-65-66
 Herndon, Clarence 1941
 Herr, Zach 2006-07-08
 Hesse, Chris 1994
 Hesse, Josh 2000-01
 Hetzel, George 1908
 Hevner, Enlowe 1958-59
 Hightower, Mark 2005-06-07
 Hill, Roger 1981-82
 Hill, Scott 1986
 Hirsh, Zach 2011-12-13-14
 Hirschberg, Pat 2011
 Hoadley, S.A. 1917
 Hoegemeyer, Leonard 1934-37
 Hoffart, Darren 2002
 Hofmaier, Fran 1952-53-54-55
 Hohensee, Jake 2014-15-17-18
 Holland, Lyle 1924
 Holmes, C.E. 1892
 Holmes, Tom 1981-82-83-84
 Honnor, Mark 1982-84-86
 Hood, Byron 2016-17-18-19
 Hood, C.J. 2022
 Hood, Guy 1901-02-03
 Hooper, Scott 1981-82-83-84
 Hopper, Matt 2000-01-02-03
 Hoppes, Michael 2013
 Horn, Tyner 2024
 Howell, Colton 2013-14-15-16
 Hroch, Chance 2021
 Hrubesky, C.G. 1907
 Huber, Travis 2012
 Hubka, Ernest 1920
 Hubka, L.J. 1924
 Hufft, Dylan 2024
 Hughes, Bryce 2024
 Hughes, Ryan 2010
 Humphrey, Chris 1989
 Hunt, Brian 1997-98
 Hunter, Jeff 1979-80
 Hurley, Clifford 1940
 Husman, John 1971

I

Izumi, John 1991-92

J

Jackson, Core 2022
 Jackson, Dean 1941-42-46
 Jackson, Kerrick 1997
 Jacobs, Harold 1946-47
 Jacobsen, Vincent 1935-36-37
 Jadowski, Bill 1974
 Jamison, Max B. 1913
 Janda, Ray 1923-24-25
 Jardine, Earl 1925
 Jaros, Nick 2006
 Jeffries, Jim 1983
 Jenkins, Bob H. 1950
 Jenkins, Eugene 1995-96
 Jenkins, Pete 1996
 Jennings, Dan 2006-07-08
 Jennings, Melvin M. 1908
 Jensen, Bill E. 1950-51
 Jensen, Brett 2004-05-06
 Jernigan, Frankie 1989
 Jessen, Luke 2022
 Jesske, Will 2024
 Johnette, Ron 1967-68-69
 Johnson, AJ 2016-17

Johnson, Brian 1998-99
 Johnson, Curtis 1964-65
 Johnson, Dan 2000-01
 Johnson, Delos 1937-38
 Johnson, Jeff 1982
 Johnson, Julius 1903
 Johnson, Marcel 1988
 Johnson, N.A. 1898
 Johnson, Patrick 1994-95
 Johnson, Rocky 1986-87-88
 Johnson, Steve 1967-68
 Johnston, Dan 2008
 Jones, Willie 2001
 Jordan, Kevin 1990
 Jordan, Malcolm 1991
 Jorgensen, Dennis 1968-69-70
 Joyce, Richard 1939
 Joyce, Robert 1934-35

K

Kalkowski, Kash 2009-11-12-13
 Kaminska, Jace 2023
 Kane, James 1956-57-58
 Karle, Al 1956-57-58
 Keith, Braden 2004
 Keller, Jon 2011-12
 Kelley, Anthony 1981-82-83
 Kelly, Pat 2012-13-14
 Kent, Brian 1999
 Kerkhoff, Nate 2009
 Keyes, Marshall 1929
 Kildow, Ty 2012-13-14
 Kimura, Danny 1998-99
 Kindler, George 1896-97-98
 King, Garrett 2015-16
 King, Jeff 1976-77
 King, Richard 1983-84-85-86
 King, Tyler 2011-12-13-14
 Kingsbury, R.D. 1899
 Kinnamon, William 1946
 Kiser, Kale 2009-10-11-12
 Kissack, Trey 2020-21
 Kissler, Wayne 1966-67-68
 Kistaitis, Dale 1987-88-89-90
 Kister, Mark 1985-86-87
 Klapperich, Casey 2006
 Klausung, Jon 2004-06
 Klein, Ervine 1937
 Klein, Erwin 1941
 Klemke, Cole 2016
 Klenke, Ben 2017-18-19
 Kline, Ben 2008-09
 Kline, Leonard 1920
 Knust, Chris 1982-83-84
 Knust, Michael 1997
 Knutson, Max 2014-15-16
 Koenigsman, Jeff 1982-83-84
 Kohli, John 1987-88
 Komine, Shane 1999-00-01-02
 Kopf, Delbert R. 1950-51
 Korinek, Dennis 1955
 Kotab, Edward 1930-31
 Krietemeier, Tanner 2011
 Kroenke, Zach 2003-04-05
 Kryger, Ralph 1941
 Kubacki, Jim 1957
 Kubat, Kyle 2012-13-14-15
 Kulhanek, Courtney 1991-92
 Kurosaki, Ryan 1971-72-73
 Kuta, Scott 1991

L

Landgren, George 1963-64
 Lang, Elwell 1924-25
 Lang, Byrel 1924-25
 Lanning, Jeff 2006-07
 Lansangan, Tyler 2011
 Larkin, Jim 1978

Larsen, Scott 1998-99
 Larsen, Tom 1964
 Leach, Carl 1942
 Ledbetter, Curtis 2003-04-05
 Lee, John 2007
 Leinen, Patrick 1987-88-89
 Leise, Jeff 2000-01-02-03
 LeMaster, Bernard 1939-41-42
 Lemke, Tom 2010-11-12
 Lepley, John 1985-86-87-88
 Lesniewicz, Jeff 1992
 Letherby, Sam 1902
 Leuty, Matt 2015
 Lewellen, Verne 1922-23-24
 Lewis, Hayden 2024
 Lewis, Larry 1956-57-58
 Lieberher, Phil 1986-87
 Liebmann, M.N. 1898
 Limon, Vinnie 1987-88
 Linn, John 1920
 Livingston, Jessie 1931
 Locke, Roland A. 1924
 Logue, Mickey 1968
 Lohrborg, Bob 1951-54
 Lomax, Andy 2004
 Lubach, Tanner 2013-14-15
 Luckey, Zac 2018
 Luensmann, Chad 2016-17-19
 Luther, Clayton 1964-66
 Luther, Clyde 1948-49-50-51
 Lythgoe, Peter 1996-98

M

Mackey, William 1917
 Mackie, Drew 2020
 Madison, Jerry 1989-91
 Mallette, Claire 1954
 Mallette, Pat 1952-53
 Marek, Paul 1969-70
 Mariot, Michael 2008-09-10
 Marlay, C.C. 1892
 Marsden, Aaron 2002-03
 Martin, Brian 1993
 Martin, Tyler 2019-20-21
 Maser, Jacob 1929-30-31
 Maser, Wesley 1946-47-48
 Mason, John 1981-82
 Mason, Quinn 2020-21-22
 Mather, Roy 1909-10
 Matrangola, Dave 1990-91
 Matthews, Brice 2021-22-23
 Maurer, Mark 1982
 May, A. 1913
 May, Dave 1963-64
 Mays, Jeff 1985
 McArn, Brian 1990
 McCarville, Dawson 2022
 McClatchey, Dave 1961
 McConnaughey, Mason 2024
 McCormack, Jim 1969
 McCormick, Dick 1950-51-52-53
 McCrory, William 1920-21-22
 McDermott, John 1938-39-40
 McDiarmid, E.W. 1899
 McGill, Quinn 2014
 McGinn, Shaun 1990
 McGuire, Bill 1983-84-85
 McGuire, Scott 1992
 McKay, Jerry 1958
 McKay, Matt 1993-94
 McKenna, Sean 1990-91-92-93
 McManaman, Mark 1980-81
 McManaman, Steve 1975-76-77
 McManus, Jim 1979
 McMullen, W.L. 1917
 McSteen, Jake 2015-16-17-18
 Melford, W.C. 1898-99

Meliza, L.E. 1896
 Mendoza, Mario 1997
 Merrill, Bubbs 2003
 Merrill, Kevin 1986-87
 Metcalfe, W.B. 1909-10
 Meyer, Matt 1995-96
 Meyers, Jake 2015-16-17
 Meyers, Paul 1984-85-86
 Michka, Ron 1963
 Mickelson, Derek 1992
 Milhaven, McGraw 1987-88-89
 Miller, Ben 2014-15-16-17
 Miller, C.C. 1904
 Miller, Corey 1996
 Miller, Doug 1975-76-77-78
 Miller, Nick 2011
 Miltenberger, Ron 1974-75
 Mims, Larry 1984-85-86
 Mims, Michael 1991
 Miroshnichenko, Nik 2015
 Mladovich, Ray 1950-51-52
 Moore, Craig 1996-97-98-99
 Moore, M.S. 1898-99
 Morris, Jed 2001-02
 Morse, C.L. 1904-06
 Mort, Jake 2006-07-08-09
 Mosser, Todd 1990-91-92
 Motes, Tom 1939
 Motley, Mel 1995-96
 Mueller, Frank 1934
 Mulligan, Bill 1985
 Mullinax, Jake 2003-04
 Mumm, Erik 1996-97-98-99
 Munger, Glen 1921-22
 Munson, Robert 1971-72-73
 Murakami, David 1959
 Murphy, Jeff 1992
 Muth, Harlan 1939
 Myers, Dave 1961-62

N

Naasz, Steve 1981
 Nagel, Steve 1975
 Naiberk, Eldon 1960-61
 Nappi, Frank 1957
 Neer, Cody 2008-09
 Neibauer, Gary 1965-66
 Nelson, Richard 1959
 Nelson, William 1953
 Nesseth, Mike 2008-09-10
 Newton, Bryan 1986-87
 Niederklein, Tyler 2010-11-12-13
 Nihsen, Mike 2007
 Nimmo, Bryce 2005-06-07-08
 Nollette, Jeff 1991-92-93
 Nolting, Gary 1977-78-79
 Novak, Ray 1952-53
 Novak, Rob 1989
 Novak, Tom 1948-49-50
 Novak, Toni 1948

O

Oakes, Todd 1982-83
 Oakley, Steve 1978-79-80
 O'Brien, Pete 1978-79
 O'Doherty, Dennis 1972-73-74
 O'Donnell, Roger 1946
 O'Neil, Pat 2003
 Odenreider, Chase 2003
 Oetgen, Fred 1931
 Ofstun, John 1990
 Olmstead, E.H. 1909
 Olmstead, L.B. 1910
 Olsen, Robert 2024
 Olson, Emmett 2021-22-23
 Olson, Rich 1955
 Oltman, Earl 1960
 Only, Bryce 2014

Opitz, Jake 2005-06-07-08
 Orcutt, Edward 1934-35
 Ornelas, Mason 2022-23
 Ossino, Angelo 1941-47-48
 Ott, Thom 2000-01
 Overbeek, Joshua 2024

P

Pace, E.O. 1892-93-94-96
 Packard, L.R. 1896-97
 Palensky, Aaron 2019-20
 Palkert, Robbie 2016-17-18-19
 Palmer, Tyler 2022
 Patterson, E.J. 1910
 Patton, Verne 1924-25-30
 Pekarek, Justin 2001-03-04
 Penas, Brandon 1999-00-01
 Perry, Kyle 2019-20-21-22-23-24
 Perry, Robert 1993
 Peters, Bryan 2010-11-12-13
 Peters, Gary 1955-56
 Peters, J.W. 1896
 Petersen, Darin 1992-93-94-95
 Peterson, Harlan R. 1921-23-24
 Pettingill, Tim 1987-88
 Pettit, Tim 1978-79
 Petty, J.D. 1923
 Petty, John 1920
 Pflughaupt, Jason 1992-93-94
 Pickett, John 1920
 Pickett, Theodore 1929-30
 Pierce, Brandon 2011-12-13
 Pizer, Joe 1921-22
 Pizzo, Sam 1967
 Placke, Arnold 1970
 Placzek, Jake 2013-14-15-16
 Pohlman, Edwin 1934-35-36
 Pool, Warren 1921
 Poore, Reed 1934
 Potter, Brent 2001
 Povich, Cade 2020-21
 Powley, Harlan 1948-50
 Pressley, H.T. 1917
 Pribanic, Aaron 2008
 Primante, Val 1978-79
 Prior, Mark 1980-81
 Pritchard, Mike 2011-12-13-14
 Prouty, H.M. 1909
 Purcell, Don 1960-62
 Purvine, Joe 1989

R

Raburn, Alex 2017
 Radcliffe, Craig 1984
 Radmacher, Tim 2006-07
 Ramos, Ken 1987-88-89
 Randolph, A.M. 1894
 Rank, Tyler 2008-09
 Ratcliffe, J.F. 1910
 Ray, Lance 1940
 Raymond, I. 1901-02
 Redfield, Richard 1973-74-75
 Redmond, Bill 1961-62
 Reeder, P.E. 1896-97-98-99-00-01
 Rego, John 1951
 Reimers, Gary 1956-57-58
 Reimers, Mark 1981-82
 Reinmiller, Cleytus 1934
 Repinski, Zac 2017-18
 Reveles, Steven 2014-15-16
 Reynolds, C. 1920
 Reynolds, Robert 1951-52-53
 Rhea, E.P. 1898-99
 Rhein, Jeff 1991
 Rhodes, Ed. L. 1898-99-00-01-02
 Rhodes, John 1924-25
 Rice, Clark 1942
 Richards, Nick 1980-81-82

Riddell, John 1917
 Riddell, Ted 1917
 Riddle, Adam 2002
 Rine, C.W. 1906-07
 Ringer, J.D. 1900
 Rivera, Tito 2001
 Rizzo, Will 2023
 Robertson, Quinton 2003-04
 Robinson, E.N. 1897
 Robinson, Paul 1957
 Rodaway, Brian 1998-99-00-01
 Rodman, J.A. 1913
 Rodrigue, Jamie 2000-01-02-03
 Roeder, Josh 2013-14-15
 Rogers, Richard 1917
 Rolston, Dirkes 1954-55-56
 Rombach, Charles 1966
 Rose, Eric 2009
 Roseberry, Ty 2019-20
 Rosenberg, Wm. 1931
 Roskam, Luke 2017-18-19-20-21
 Roualdes, Jordan 2009-10
 Roux, John 1964-65-66
 Row, James 1929-30
 Rubino, Frank 1939-40
 Rubino, Robert 1946
 Ruisinger, Ken 1958-59
 Russell, R.C. 1920-23
 Russo, John 1978-79
 Rutledge, Murry 1991
 Ryan, Joe 1941
 Ryons, F.B. 1896-97-98

S

St. Clair, Charles 1900
 Sagmoen, Marc 1992-93
 Salerno, Pat 1961-62
 Samuels, Tom 1992
 Sanders, Craig 1992-94-95
 Sanders, Rans 2024
 Sanderson, Case 2024
 Sandstedt, James 1946-47-48-49
 Sanger, Rich 1973
 Sanguinetti, Rich 2012-13
 Sartori, Luke 2021-22-23
 Sauer, Robert 1941
 Sawyers, Andy 1997-98
 Scanlan, Daniel 1968
 Schafer, Greg 1979-80
 Schanaman, Shay 2019-20-21-22-23
 Scheffert, Josh 2010-11-12-13
 Schelby, Floyd 1934
 Scherger, Joe 1977-78-79-80
 Schindell, Don 1961-62-63
 Schleiger, Bob 1948-49
 Schleppenbach, Jake 2015-16-17
 Schleuter, H.C. 1907-08
 Schmadeke, Lloyd 1937-38-39
 Schmidt, Bryan 1997
 Schmidt, F.A. 1906
 Schmieding, Orville 1947
 Schmoed, Alvin 1939-40
 Schneider, Dave 1999-00
 Schnoor, Chuck 1978
 Schoeninger, Tim 2003-04
 Scholten, J.D. 2002
 Schoeppel, Andrew F. 1921
 Schreiber, Max 2018-19-20-21
 Schreiber, Scott 2015-16-17-18
 Schuldt, Matt 1998
 Schultz, Scott 1996
 Schwab, Drew 2006
 Schwellenbach, Spencer 2019-20-21
 Scott, Tim 2007
 Sealer, Joel 1987-88
 Searle, Robert 1940
 Sears, Brett 2024

Sears, Todd 1995-96-97
 Seaton, Tim 1991-92
 Sebra, Bob 1981-82-83
 Sedlak, Reynold 1942
 Seely, Justin 2001-02
 Seger, Fred 1953-54
 Semin, Bob 1959-60
 Severson, A. Rodell 1935
 Shabala, Adam 1999-00
 Shapley, Joseph 1990
 Sharp, James 1947-48
 Sharpe, Sam 1971-72-73-74
 Sharpe, Tony 1966-67
 Shaw, Marion 1917
 Shaw, Milan 1958
 Shaw, Roy 1917
 Shepherd, Alvie 1993-94-95
 Shibata, Dennis 1973
 Shidler, George P. 1902
 Shirek, Charlie 2006-07
 Shirek, Phil 2002-03-04-05
 Shockey, Colin 2004
 Short, Jim 1991
 Shull, Jack 1951
 Sidell, H.E. 1896
 Siebler, Dwight 1957-58
 Sieck, Keith 1962-63
 Sieler, Douglas 1958-59-60
 Sillman, Mike 2001-02-03-04
 Silva, Riley 2024
 Simmons, Ronnie 1966
 Simokaitis, Joe 2002-03-04-05
 Sinclair, Chance 2014-15
 Sinovich, Tim 1980-81
 Sirak, Ken 1987-88-89
 Sirrianni, Jay 1996-97-98-99
 Skillicorn, Dirk 1989-90-91
 Sloan, Clair 1929-30
 Smaha, Clark 1925
 Smaha, George 1922-23
 Smidt, Randy 1982-83
 Smith, Al 2004
 Smith, Elbert 1931
 Smith, James 1971-72-73-74
 Smith, Jim 1965-66
 Smith, M.R. 1920
 Smith, Steve 1961-62
 Smith, Tim 1989
 Snygg, Russell 1929-30-31
 Solich, Frank 1965
 Sorenson, Kennet 2018-19
 Sowers, Brett 2008
 Spiegel, Chuck 1983
 Spiehs, R.D. 1999-00-01
 Spiehs, Randall 1969-70-71
 Spitsnogle, Dexter 2012
 Spurgeon, Steve 1986-87
 Spurlock, Gerald 1934-35-36
 Stall, Lloyd 1936
 Stanek, Greg 1989
 Stanicek, Steve 1980-81-82
 Starkins, Donny 1998
 Steele, Chad 2003-04
 Steil, Jack 2021-22
 Stein, C.G. 1904
 Steinhoff, Mitch 2016-17-18
 Stenberg, Eugene 1935
 Stern, Adam 1999-00-01
 Stewart, David 2008
 Stevenson, B.B. 1908
 Stevenson, Jim 1965-68
 Stickels, Robert 1965-66-67
 Stock, Richard 2012
 Stohs, Gene 1969-70-71-72
 Stokes, Rhett 2024
 Stone, Tyler 2024
 Stork, Floyd 1946

Stovall, Jeff 2012
 Strasser, Jeff 1994-95
 Strasser, John 1994
 Stringer, Corey 2013
 Stroh, Gareth 2020
 Stroman, C.F. 1891-92-93-94
 Strong, Jamal 1999-00
 Stuckey, Tom 1970
 Stucky, Sam 2011-12
 Sturzenegger, A.J. 1909-10
 Stych, Jason 1996
 Stych, Jeff 1991
 Sullivan, Beau 2004
 Sullivan, Nick 2006-07-08-09
 Sundstrom, Clemens 1936-37-38
 Swansen, Gabe 2022-23-24
 Swanson, Clarence E. 1920
 Swanson, Ernest 1940-41-42
 Swett, Rex 1961

T

Tackett, Gary 1989-90-91
 Tate, Khris 2010-11
 Taylor, Jeff 1986-87-88
 Tegtmeyer, Doug 1988-89-90
 Tegtmeyer, Oscar 1939-40-41
 Tezak, Jeff 2007-08-09
 Thomas, Bobby 1976
 Thompson, Cade 2009-10
 Thomsen, Fred 1921-22
 Thomsen, Thomas 1925
 Thomsen, Vernon 1940
 Thorell, Greg 1989-90-91
 Thorell, William 1990
 Thune, Logan 2013
 Tidball, Tom 1968-69-70
 Tighe, Mike 1997
 Tillotson, Paul 2017-18-19-20
 Timm, Dustin 2001-03-04-05
 Timmerman, Tucker 2024
 Tolentino, Patric 2010-11
 Tolly, Harry 1959-60
 Tornich, Dan 1982
 Tornlin, Matt 1998
 Torczon, Eugene 1957-58
 Towle, Max 1912-13
 Townsend, M.E. 1901-02-03-04
 Trimble, F. Cleveland 1935-36
 Tromba, Ray 1979-80
 Tunnison, Gary 1964-65-66
 Turner, Allan 1935-36
 Turney, David 1984
 Twitty, Doug 1989

U

Ullstrom, Glenn 1929-30
 Underwood, C. 1913
 Urban, Quentin 2013

V

Valasek, Justin 1998
 Van Buskirk, Leonard 1940
 Van Linge, Spencer 1996-97
 Vaughn, Tyler 2004
 Vlieger, Brandt 1999-00
 Vogt, Dylan 2010-11-12-13
 Vojtesak, Mike 1979-80-81-82
 Volz, M.G. 1923-24-25
 Vosik, Bill 1990-91
 Vrbka, Linus 1950

W

Wagner, Matt 2006
 Wahl, Herman 1934
 Waldron, Matt 2016-17-18-19
 Waldron, Mike 2016-17-18-19
 Walker, John 1985
 Wall, Jan 1960-61-63

Walsh, Will 2022-23-24
 Walter, Alex 1966-67-68
 Wampler, Lloyd 1935-36-37
 Ward, A.W. 1907-08-09
 Warren, Matt 2018
 Watson, Keegan 2018-19
 Watson, Tony 2005-06-07
 Watson, W.B. 1907
 Watters, F.E. 1910
 Webb, Roger 1984-1985
 Weber, Thad 2007-08
 Wehrle, Ryan 2005-06-07
 Wells, A.B. 1897-98
 Wells, Matt 2003
 Wertz, Luke 2005-06-07
 Wessel, Drew 2022
 Wetterberg, Larry 1973-74
 White, Ernest 1937
 Wiles, Chad 1997-99-00
 Wilkening, Jesse 2016-17-18
 Williams, Chris 2010-11
 Williams, LaVerne 1929-30
 Williams, Meredith 1929-30-31
 Williams, Seth 1996-97
 Williams, Terry A. 1904
 Wilson, Dow 1938-39-40
 Wilson, H.S. 1904
 Wilson, Richard 1973
 Wimmers, Nick 2022
 Winget, Cody 1994-95
 Winter, Keith 1967-68
 Winum, Larry 1975-76-77-78
 Wisch, Kyle 2020
 Witt, Willard 1929-30
 Wobken, Bruce 1986-87-88-89
 Woita, Julius 1941
 Wolff, Frank 1942
 Wondra, Leon 1931-34
 Worthley, Jalen 2023-24
 Wright, Charles 1952-53
 Wright, Dan 2000
 Wright, Thurman 1947
 Wulfinf, Scott 1994-95
 Wynne, Cam 2021
 Wythers, Roy 1920

Y

Yingling, Jerry 1975-76
 Yost, Sean 2009-10-11
 Young, Daniel 2023

Z

Zajeski, Mike 1988-89-90-91-92
 Zander, Phil 2004
 Zangari, Mickey 1966-67
 Zentic, Leroy 1959-60
 Ziegenbien, Charles 1956-57-58
 Ziegenbien, Rudolph 1922
 Zubor, Brian 1995-96-97-98

Men's Basketball

Note: Lettermen lists are not available for 1894, 1895, 1897, 1904 and 1906. The year listed is for the year in which the season ended. For example 1918 represents the 1917-18 season. Hometowns are listed, when available.

A

Abraham, Moses, 2015 Kano, Nigeria
Adkins, R.F., 1918
Akenten, Nana, 2018-19 Bolingbrook, Ill.
Akromis, Bernard, 1951 Omaha, Neb.
Almeida, Andre, 2011-13 Sao Paulo, Brazil
Alexander, Boyd Amberson, 1910 Superior, Neb.
Allen, Teddy, 2021 Mesa, Ariz.
Allen, Thomas, 2018-19 Raleigh, N.C.
Allick, Josiah, 2024 Lincoln, Neb.
Amen, Paul, 1936-37-38 Lincoln, Neb.
Anderson, Chuck, 1980 North Platte, Neb.
Anderson, Kenneth, 1947-49 Creston, Iowa
Anderson, R.D., 1899
Anderson, R.R., 1900
Anderson, Ryan, 2007-08-09-10 Seattle, Wash.
Anderson, W.E., 1899-1900
Andre, Eduardo, 2021-22 London, England
Andresen, Roy H., 1925-26-27 Bloomfield, Neb.
Antulov, Bob, 1964 New York City, N.Y.
Arop, Akol, 2020-21 Omaha, Neb.
Artman, Allan, 1942-43-44 Kearney, Neb.
Arwood, Jim, 1956-57-58 Fostoria, Ohio
Augustine, Kevin, 2001 Santa Ana, Calif.

B

Baack, Tom, 1966-67-68 Ft. Wayne, Ind.
Babson, (no first name), 1901
Badgett, Terrance, 1993-94-95-96 Omaha, Neb.
Bailey, Russell M., 1919-20-21 Carleton, Neb.
Bailous, Anthony, 1986-87 Los Angeles, Calif.
Baker, Howard, 1935-36-37 Grand Island, Neb.
Balham, Chris, 2007-08-09 Kansas City, Kan.
Bandoumel, Emmanuel, 2023 Quebec City, Quebec
Banks, Brant, 2020 Houston, Texas
Banks, Brian, 1976-77-78-79 Hammond, Ind.
Banton, Dalano, 2021 Toronto, Ontario
Bargen, Jed, 1988-89 Lincoln, Neb.
Barger, Gerald, 1932 Ashland, Neb.
Barry, Donald, 1946
Barth, Phil, 1960 Omaha, Neb.
Beerkle, Wilmer J., 1924-25-26 Omaha, Neb.
Beers, Frank R., 1905 Osage, Neb.
Bekins, Melvin, 1920-21 Omaha, Neb.
Belcher, Cookie, 1997-98-99-01 Mexico, Mo.
Belka, Robert, 1933 Crete, Neb.
Bell, Dwight D., 1907-08-09 Lincoln, Neb.
Bell, Paul T., 1905-07-08 Lincoln, Neb.
Benedict, Maurice, 1903 Lincoln, Neb.
Beranek, Drake, 2011 Ravenna, Neb.
Berwald, Lance, 1980-81 Minneapolis, Minn.
Best, Tom, 1993-94 South Holland, Ill.
Black, Leo, 1924-25 Grand Island, Neb.
Bloss, Dale, 1945 Wayne, Neb.
Boeker, Justin, 2001-02 Houston, Texas
Bohac, Adam, 2001-02-03-04 Kimball, Neb.
Boich, Arnold, 1955 Peoria, Ill.
Booker, Kenny, 2000 Clarksdale, Miss.
Boone, Jaron, 1993-94-95-96 Salt Lake City, Utah
Borchardt, Tanner, 2016-17-18-19 Gothenburg, Neb.
Bornschlegl, Larry, 1963-64 Geneva, Neb.
Boswell, Hubert, 1932-33 Lincoln, Neb.
Bottorf, John, 1942-43 Lincoln, Neb.
Bowers, Bill, 1960-61-62 Lincoln, Neb.
Bradford, Steffon, 2000-01 Clewiston, Fla.
Branch, Nate, 1965-66-67 Palo Alto, Calif.
Brand, Daniel, 1956 Bellevue, Neb.

Breidenbach, Wilhelm, 2022-23 Rancho Santa Margarita, Calif.
Brooks, Jim, 1969 Akron, Ohio
Brooks, Melvin, 1994-95 Elizabeth City, N.C.
Brothers, Ralph, 1896
Brown, Burton, 1943 Lincoln, Neb.
Brown, Darren, 1986 Detroit, Mich.
Brown, John, 1926-27-28 Lincoln, Neb.
Brown, Joseph, 1946-47-48-50 Nashville, Tenn.
Bryan, Tom, 1969-71 Fort Recovery, Ohio
Buchanan, Demetrius, 1985 South Bend, Ind.
Buchanan, Henry T., 1987-88 Muncie, Ind.
Buchanan, James, 1950-51-52 Ft. Wayne, Ind.
Buckendahl, Ross, 1999-2000-02 Battle Creek, Neb.
Buel, Duane, 1954-55-56 Malcolm, Neb.
Burbach, Chad, 1997-98 Columbus, Neb.
Burke, A.G., 1896
Burke Jr., Dachon, 2020 Orange, N.J.
Burrus, Russell M., 1905-07-08 Lincoln, Neb.
Burt, Henry, 2024 Omaha, Neb.
Buuck, A. Allen, 1960-61 Ft. Wayne, Ind.

C

Cahill, John, 1959
Caldwell, James, 1977 Dakota City, Neb.
Campbell, Henry W., 1916-17 Cottonport, La.
Campbell, Willie, 1965-66-67
Carman, Frank D., 1921-22
Carr, Brian, 1984-85-86-87
Carrier, Sam, 1911-12-13
Cassidy, Fred, 1943
Cable, Ken, 1968-69-70
Cebrun, Harold, 1964
Cech, Henry, 1948-49-50
Cerv, Bob, 1947-48-49-50
Chalk, Leroy, 1969-70-71
Chambers, Phil, 1975
Chandler, Derrick, 1992-93
Cheatham, Haanif, 2020
Chesnut, Ben, 2001
Christine, Cal, 1971-72-73
Chubick, Bruce, 1991-92-93-94
Clemmons, Brennon, 2002-03
Cloudy, Stan, 1983-84
Coard, Eric, 1975-76-77
Cochran, Cary, 1999-2000-01-02
Coker, Fred, 1974
Coleman, Jarron, 2024
Collins, J.C., 1917
Collins, Ray, 1979-80-81-82
Conklin, Brian, 2001-02-03-04
Conklin, Leonard N., 1931
Cook, Thomas, 1946
Copeland, Isaac, 2018-19
Coppie, Leland, 1932-33-34
Cortelyou, Spencer, 1899-1900-01-02
Costello, Justin, 2019
Coulaf, Norman, 1955-56
Cox, Larry, 1974-75-76
Cox, Rodney, 1947-48-49
Cozier, Kenneth J., 1923-24
Cresswell, Chris, 1990-91-92
Cronin, Jackson, 2022
Cross, Kevin, 2020
Cunningham, Bill, 1979
Curran, Sammy, 1980
Curtis, Rodney, 1988
Dagunduro, Ade, 2008-09
Damm, Jim, 1966-67-68
Davey, G. Seldon, 1930-31
Davison, Charles Minot, 1931-32
Davison, Matt, 2000
Cahill, John, 1959
Caldwell, James, 1977
Campbell, Henry W., 1916-17
Campbell, Willie, 1965-66-67
Carman, Frank D., 1921-22
Carr, Brian, 1984-85-86-87
Carrier, Sam, 1911-12-13
Cassidy, Fred, 1943
Cable, Ken, 1968-69-70
Cebrun, Harold, 1964
Cech, Henry, 1948-49-50
Cerv, Bob, 1947-48-49-50
Chalk, Leroy, 1969-70-71
Chambers, Phil, 1975
Chandler, Derrick, 1992-93
Cheatham, Haanif, 2020
Chesnut, Ben, 2001
Christine, Cal, 1971-72-73
Chubick, Bruce, 1991-92-93-94
Clemmons, Brennon, 2002-03
Cloudy, Stan, 1983-84
Coard, Eric, 1975-76-77
Cochran, Cary, 1999-2000-01-02
Coker, Fred, 1974
Coleman, Jarron, 2024
Collins, J.C., 1917
Collins, Ray, 1979-80-81-82
Conklin, Brian, 2001-02-03-04
Conklin, Leonard N., 1931
Cook, Thomas, 1946
Copeland, Isaac, 2018-19
Coppie, Leland, 1932-33-34
Cortelyou, Spencer, 1899-1900-01-02
Costello, Justin, 2019
Coulaf, Norman, 1955-56
Cox, Larry, 1974-75-76
Cox, Rodney, 1947-48-49
Cozier, Kenneth J., 1923-24
Cresswell, Chris, 1990-91-92
Cronin, Jackson, 2022
Cross, Kevin, 2020
Cunningham, Bill, 1979
Curran, Sammy, 1980
Curtis, Rodney, 1988
Dagunduro, Ade, 2008-09
Damm, Jim, 1966-67-68
Davey, G. Seldon, 1930-31
Davison, Charles Minot, 1931-32
Davison, Matt, 2000
Dakota City, Neb.
Cottonport, La.
Seattle, Wash.
Minden, Neb.
Muncie, Ind.
Omaha, Neb.
Lincoln, Neb.
Midland, Texas
Houston, Texas
Berwyn, Ill.
Weston, Neb.
Big Sandy, Texas
Denver, Colo.
Mitchellville, Md.
Fort Lauderdale, Fla.
Omaha, Neb.
Sterling, Neb.
Atkinson, Neb.
Indianapolis, Ind.
Center, Texas
Washington, D.C.
Minden, Iowa
Redondo Beach, Calif.
Indianapolis, Ind.
Chicago, Ill.
Hubbard, Ohio
Minatare, Neb.
Culver, Ind.
Raleigh, N.C.
Rosalie, Neb.
Omaha, Neb.
Omaha, Neb.
David City, Neb.
Denver, Colo.
Lincoln, Neb.
Aurora, Neb.
Merced, Calif.
Great Neck, N.Y.
Little Rock, Ark.
Ft. Wayne, Ind.
Liberal, Kan.
Upper Marlboro, Md.
Inglewood, Calif.
Bellflower, Calif.
Lincoln, Neb.
Lincoln, Neb.
Tecumseh, Neb.

D

Dawson, Denim, 2023	San Bernardino, Calif.	Goodson, Orr, 1924-25	Lincoln, Neb.
Day, Bernard, 1986-87	Washington, D.C.	Grace, Harvey, 1928-29-30	Mascot, Neb.
Despot, Srebranko, 1978	Zagreb, Yugoslavia	Grace III, Jeffrey, 2023-24	Elmhurst, Ill.
Dewitz, Rufus, 1924	Stanton, Neb.	Gratopp, Bob, 1968-69-70	Geneva, Neb.
Diaz, Jorge Brian, 2010-11-12	Caguas, Puerto Rico	Graves, Allen, 1958	Lincoln, Neb.
Diop, Matar, 2024	Dakar, Senegal	Green, Jervay, 2020	Denver, Colo.
Dock, Titus, 1984	Perkins, Ga.	Gregory, Amos, 1993	Nashville, Tenn.
Doebbele, Dudley, 1956-57	Elmwood, Neb.	Gregory, Tom, 1971-72	Fullerton, Calif.
Dohrmann, Elmer, 1936-37-38	Staplehurst, Neb.	Gribble, George, 1942	Greenwood, Neb.
Dolezal, Eric, 1989	La Porte, Ind.	Griesel, Sam, 2023	Lincoln, Neb.
Dourisseau, Jason, 2003-04-05-06	Omaha, Neb.	Grimm, Lloyd, 1937-38-39	Omaha, Neb.
Downing, Greg, 1980-81-82-83	Duluth, Minn.	Grupe, Ivan, 1961-62-63	Byron, Neb.
Drevo, Andrew, 2003-04	Lincoln, Neb.	Gutleben, J.S., 1896	
Dworak, Thomas, 1944	Lincoln, Neb.		
E			
Easley, Charlie, 2020	Lincoln, Neb.	Hagensick, Edmund H., 1902-03-04-05	Lincoln, Neb.
Ebaugh, Floyd, 1936-37-38	Superior, Neb.	Hagensick, Harry E., 1902	Lincoln, Neb.
Eckelman, Eric, 1979	Muncie, Ind.	Hahn, Robert, 1945	Fremont, Neb.
Edwards, Alonzo, 2009	Houston, Texas	Hale, Leland, 1935-36-37	Lincoln, Neb.
Edwards, Keon, 2022	Houston, Texas	Hammond, Jake, 2015-16	Comanche, Okla.
Ekstrom, Fred, 1924-25-26	Newman Grove, Neb.	Hamilton, Venson, 1996-97-98-99	Forest City, N.C.
Ekwall, Rex, 1955-56-57	Holmesville, Neb.	Hankins-Cole, Quincy, 2010	Roosevelt, N.Y.
Eldridge, Bruce, 1918	Omaha, Neb.	Hanzlik, M., 1912-14	
Elliott, Newell J., 1903	Beatrice, Neb.	Hare, Fred, 1965-66	Omaha, Neb.
Elliott, Robert, 1937-38-39	West Point, Neb.	Hare, Jerry, 1954	Grand Island, Neb.
Elliott, Thomas, 1926-27-28	West Point, Neb.	Harley, Steve, 2008-09	Temple Hills, Md.
Elradi, Mohammad, 2017	Omaha, Neb.	Harriman, Brant, 1998	Mason City, Iowa
Elson, Kenneth, 1942-43	North Platte, Neb.	Harris, Amir, 2019	Frederick, Md.
Empkey, Frank, 1966-67	Omaha, Neb.	Harris, Lee, 1972	Omaha, Neb.
Enright, Mark, 1974	Cedar Rapids, Iowa	Harris, Rickey, 1974-75-76-77	Denver, Colo.
Enright, Roy, 2003	Omaha, Neb.	Harry, Robert, 1958-59-60	York, Neb.
Erwin, Steve, 1973-74-75	Laurel, Neb.	Hartley, Harold S., 1921	Harvard, Neb.
Evelyn, Bakari, 2016	Detroit, Mich.	Haskell, Ross K., 1912-13-14	
Extrom, LeGrant, 1952	Holdrege, Neb.	Hassler, Francis, 1943	McCook, Neb.
F			
Fagler, Willard, 1952-53-54-55	Harvard, Neb.	Hawkins, Earl, 1913-14-15	Oshkosh, Wis.
Farmer, Tony, 1991	Los Angeles, Calif.	Hawkins, Nathan, 2014	Garland, Texas
Ferguson, J. Malcolm., 1903	Aurora, Neb.	Hay, John, 1940-41	Lincoln, Neb.
Ffriend, Kimani, 2000-01	Kingston, Jamaica	Hayes, Carl, 1990-91-92	Chicago, Ill.
Fields, Rodney, 2000-01	Tampa, Fla.	Hecox, Fred, 1945-46	Cozad, Neb.
Fisher, Morris, 1929-30-31	Lincoln, Neb.	Hedberg, Curt, 1975-77-78-79	Lincoln, Neb.
Fitz, Don, 1939-40-41	Lincoln, Neb.	Heiman, Brady, 2019	Springfield, Ill.
Fitzgibbon, John, 1941-42-43	Tobias, Neb.	Heimos, Dan, 2002-03	Waterloo, Neb.
Fitzpatrick, Wilson, 1958	Marshall, Mo.	Heinzelman, Robert, 1942-43	Falls City, Neb.
Florence, Larry, 1997-98-99-2000	Phenix City, Ala.	Held, Sidney, 1940-41-42	Lincoln, Neb.
Flothow, Paul, 1917	Omaha, Neb.	Henrión, Walter, 1932-33	Wichita, Kan.
Flynn, W.H., 1917		Henry, Sek, 2007-08-09-10	Los Angeles, Calif.
Ford, Kedrick, 2001-02	Macon, Ga.	Hester, Wayne, 1958-59-60	Lincoln, Neb.
Fort, Jerry, 1973-74-75-76	Chicago, Ill.	Hewitt, Irenaeus P., 1902-03	Lincoln, Neb.
Fox, Mike, 2010-11-12	Beatrice, Neb.	Hilliard Jr., Corey, 2012	Kansas City, Mo.
Frank, Owen, A., 1911-12	Grand Island, Neb.	Hiltner, Arthur H., 1910-11-12	Lincoln, Neb.
Fredstrom, Paul, 1952-53	Lincoln, Neb.	Hiltner, Walter G., 1903	Lincoln, Neb.
Fuller, Nick, 2015-16-17	Sun Prairie, Wis.	Hinckley, Ryan, 1997	Pocatello, Idaho
G			
Gallegos, Ray, 2010-11-13-14	Salt Lake City, Utah	Hoar, J.W., 1903-05-07	Lyons, Neb.
Galter, Morris, 1944	Lincoln, Neb.	Hoemann, Vic, 1945	Newell, Iowa
Gardner, Charles H., 1916		Hoffman, J.F., 1991-92	Cambridge, Neb.
Gardner, J., 1916		Hoiberg, Sam, 2023-24	Lincoln, Neb.
Garner, Bernard, 1996-97	Many, La.	Hokuf, Stephen, 1930-31-33	Crete, Neb.
Gary, Juwan, 2023-24	Columbia, S.C.	Holder, Allen, 1976-77	Las Vegas, Nev.
Gates, Bob, 1950	Lincoln, Neb.	Holley, Myles, 2010	Norfolk, Va.
Gerelick, Philip, 1926-27	Omaha, Neb.	Hollins, Kenneth, 1944-45	Valley, Neb.
Gerhart, Harold, 1918	Newman Grove, Neb.	Holm, Elmer, 1927-28-29	Omaha, Neb.
Geter, Lewis, 1990	Columbus, Ohio	Holmes, Joe, 1999	Seat Pleasant, Md.
Gibson, James P., 1911-12	Holdrege, Neb.	Hoppen, Dave, 1983-84-85-86	Omaha, Neb.
Gill, Anton, 2017-18	Raleigh, N.C.	Horne, Jeriah, 2017	Overland Park, Kan.
Gillilan, Charles, 1919	Hardy, Neb.	Howard, Terry, 1957	Elkhorn, Neb.
Gilreath, Ivan, 1981	Omaha, Neb.	Howard, Warren, 1914	Omaha, Neb.
Glock, Jason, 1992-94-95-96	Wahoo, Neb.	Hubka, Ernest, 1918	Virginia, Neb.
Goetze, Hartmann, 1940-41-42	St. Joseph, Mo.	Huge, Jim, 1961-63	Holdrege, Neb.
Gohde, George H., 1928	Lincoln, Neb.	Hugg, Ed, 1914-15-16	Cambridge, Neb.
Good, Joseph, 1951-52-53	Lincoln, Neb.	Hughes, Brett, 1982-83	Waterloo, Ind.
		Hughes, Michael, 1992	Peoria, Ill.
		Hussey, John W., 1920	Cambridge, Neb.
		Hutchinson, W.C., 1910-11	Lincoln, Neb.
		Hyde, Leslie E., 1913	Lincoln, Neb.

[illegible]

N		Retherford, Claude, 1947-48-49	French Lick, Ind.
Naderer, Mike, 1978-79-80-81	Scottsdale, Ariz.	Reynolds, Harry Burch, 1919	Lincoln, Neb.
Nagl, (no first name), 1912		Reynolds, James, 2004	Los Angeles, Calif.
Nannen, Lyle, 1956-57	Syracuse, Neb.	Rice, Eli, 2024	Gallatin, Tenn.
Nannen, Neil, 1962-63-64	Syracuse, Neb.	Richardson Jr., Charles, 2004-05-06-07	Maywood, Ill.
Neal Jr., Marcus, 2004-05	Annapolis, Md.	Richardson, Brandon, 2009-10-11-12	Los Angeles, Calif.
Nelson, Ben, 2007-08-09-10	Atwater, Minn.	Richardson, Ray, 1989-90	South Bend, Ind.
Nelson, Douglas, 1944	Wausa, Neb.	Riddell, Ted, 1917	Beatrice, Neb.
Nelson, H., 1916-17		Riddlesbarger, William P., 1922-23	Iowa City, Iowa
Nelson, Lawrence, 1936	Curtis, Neb.	Riehl, Tony, 1971-72-73	Louisville, Ky.
Nelson, Leif, 1996	Riverside, Calif.	Ritchie, Max, 2013	Nebraska City, Neb.
Neubert, Keith, 1984-86-87	Fort Atkinson, Wis.	Rivers, David, 2012-13-14-15	Little Rock, Ark.
Newman, Richard, 1919-20-21	Columbus, Neb.	Robinson II, John, 2001-02	Channelview, Texas
Newton, Bernard A., 1903	Beaver City, Neb.	Robinson, Magnus, 1946	Norfolk, Neb.
Nielson, R., 1901		Roby, Isaiah, 2017-18-19	Dixon, Ill.
Niemann, Christopher, 2011-12	Kühlungsborn, Germany	Rooney, Patrick, 1944	Brownville, Neb.
Nissen, Al, 1970-71-72	Miller, S.D.	Roots, Al, 1960-61	Kansas City, Kan.
Novak, Terry, 1975-77-78	Lincoln, Neb.	Roy, William, 1955	Berwyn, Ill.
Novak, Tom, 1972-73-74	Lincoln, Neb.	Russell, Robert C., 1920-22	Washington, D.C.
		Russell, Thomas R., 1961-62	Independence, Kan.
		Rutherford, Richard B., 1914-15-16	Beatrice, Neb.
O			
Okeke, Duby, 2018	Jonesboro, Ga.		
Olson, Carl, 1928-29	Lincoln, Neb.		
Othmer, Kenneth, 1927-28	Omaha, Neb.		
Ouedraogo, Yvan, 2020-21	Bordeaux, France		
Owen, L.R., 1911			
Owens, Dapreis, 1989-90-91-92	Mansfield, Ohio		
P			
Page, Theodore, 1927	Crete, Neb.		
Palmer Jr., James, 2018-19	Upper Marlboro, Md.		
Parker, Benny, 2013-14-15-16	Kansas City, Kan.		
Parsons, Robert, 1936-37-38	Lincoln, Neb.		
Parsons, Rollin, 1933-34-35	Lincoln, Neb.		
Parsons, Ronald, 1957	Cleveland, Ohio		
Patty, Jesse, 1919-20	Omaha, Neb.		
Pearson, Brice, 1965	San Mateo, Calif.		
Peltz, Mike, 2013-14	Alliance, Neb.		
Perry, Harry O., 1908-09-10	Lincoln, Neb.		
Perry, Marcus, 2006-07	Annniston, Ala.		
Peterson, Arthur, 1945	Millard, Neb.		
Peterson, Mike, 1970-71-72	Omaha, Neb.		
Petrashak, G.L., 1909-10	Humboldt, Neb.		
Petsch, Daryl, 1962-63-64	Marysville, Kan.		
Petteway, Terran, 2014-15	Galveston, Texas		
Phifer, Ryan, 1997-98	North Platte, Neb.		
Phillips, Albert, 1918	Beatrice, Neb.		
Phipps, Hansel, 1931	Whitman, Neb.		
Piatkowski, Eric, 1991-92-93-94	Rapid City, S.D.		
Piatkowski, Jace, 2020-21	Omaha, Neb.		
Piatkowski, Troy, 1997-98-99	Rapid City, S.D.		
Pickett, John, 1919-20	Scottsbluff, Neb.		
Pierce, Robert, 1949-50-51	Lincoln, Neb.		
Pillsbury, Melville P., 1899-1902	Lincoln, Neb.		
Ping, Shang, 2008	Haerbin, China		
Pitcaithley, Harry, 1939-40	Lincoln, Neb.		
Pitchford, Walter, 2014-15	Grand Rapids, Mich.		
Placek, Emil E., 1896	Wahoo, Neb.		
Ploetz, John, 1978	Shorewood, Wis.		
Ponce, David, 1983-84	San Jose, Calif.		
Porter, Bret, 2020-21	Omaha, Neb.		
Poynter, Floyd, 1920			
Puelz, Dennie, 1962-63	Lincoln, Neb.		
R			
Ramos, Jose, 1991	Miami, Fla.		
Randall, Albert, 1939-40-41	Omaha, Neb.		
Raymond, Isaac P., 1902			
Reckewey, Kent, 1973-74-75	Lincoln, Neb.		
Reid, Beau, 1988-89-90-91	Lancaster, Ohio		
Reimers, Gary, 1956-57-58	Millard, Neb.		
Reiners, Al, 1966	Hastings, Neb.		
Rekeweg, Jeff, 1987-88	Kendallville, Ind.		
Renfro, Claude, 1981-82-83	Winslow, Ariz.		
Renzelman, Gary, 1953-54-55	Scottsbluff, Neb.		

T

U

v

w

5.3

Erie, Pa.
Hastings, Neb.
Brooklyn Park, Minn.
Lincoln, Neb.
Cincinnati, Ohio
Hutchinson, Kan.
Los Angeles, Calif.
Kansas City, Mo.

Kansas City, Mo.

Y

Omaha, Neb.
Randolph, Iowa
Lincoln, Neb.

Women's Basketball

A		G	
Aarden, Pyra, 1993-94-95-96	Hudson, Wis.	Galligan, Kate, 1993-94-95-96	Cedar Rapids, Iowa
Adamczak, Annie, 1984	Moose, Lake, Minn.	Garey, Carol, 1979-80	Sacramento, Calif.
Aitken, Courtney, 2013	Dannebrog, Neb.	Gerhart, Jessica, 2004-05-06	Fenton, Iowa
Anderson, Kristi, 1989-91-92-93	Council Bluffs, Iowa	Gilmore, Naciska, 1997-98-99-00	Tulsa, Okla.
Aubry, Chelsea, 2004-05-06-07	Kitchener, Ontario	Griffin, Kelsey, 2006-07-08-10	Eagle River, Alaska
Austin, Tony (Did Not Play), 1988		Gusso (Williams), Amy, 1995-96-97-98	Spearfish, S.D.
B		H	
Baade, Michelle, 1987	Beatrice, Neb.	Hagerstrom, Kathy, 1980-81-82-83	DePere, Wis.
Bahe, Anita, 1977	Aurora, Neb.	Haiby, Sam, 2019-20-21-22-23	Moorhead, Minn.
Bartels, Kirsten (Did Not Play), 1991		Hake, Callin, 2023-24	Victoria, Minn.
Beiriger, Ami, 1979-80-81	Hastings, Neb.	Halsne, Ann, 1988-89-90-91	Spencer, Iowa
Benson, Kate, 1996-97-98-99	Prairie Village, Kan.	Hanson, Lacey, 2003	Omaha, Neb.
Benson, Kelli, 1981-82-83-84	Grand Island, Neb.	Hardy, Kiera, 2004-05-06-07	Kansas City, Kan.
Blackbird, Candace, 1999-2001	South Sioux City, Neb.	Harris, Kim, 1988-89	Decatur, Ill.
Blackburn, Rachel, 2016-18	Leavenworth, Kan.	Hart, Sue, 1976	Lincoln, Neb.
Block, Shelly, 1984-85-86-87	Gothenburg, Neb.	Haselip, Dina, 1993-94	Oregon City, Ore.
Blue, Theresa (Did Not Play) - 1991-92		Havers, Allie, 2014-15-16-17	Mattawan, Mich.
Bober, Nikki, 2007-08-09-10	Murdock, Neb.	Hawkins, Kathy, 1976-77	Omaha, Neb.
Boller, Jeanne, 1977-78	Dorchester, Neb.	Heaston, Tanya, 1979	Atascadero, Calif.
Bolli, Stephanie, 1985-86-87-88	Burwell, Neb.	Helms, Mackenzie, 2020	East Haven, Conn.
Bourne, Isabelle, 2020-21-22-23	Canberra, Australia	Hesch, Susan, 1990-91-92	Wahpeton, N.D.
Brady, Trinity, 2020-21-23	Indianapolis, Ind.	Hester, Tay, 2008-09	Moreno Valley, Calif.
Brandenberg, Pam, 1976	Papillion, Neb.	Hieb, Sara, 2006	Brandon, S.D.
Brenden, Lis, 1993-94-95-96	Silverton, Ore.	Hiestand, LeeAnna, 1990-91	Moorhead, Minn.
Brink, Sherry, 1976-77	Lincoln, Neb.	Hill, Tiffany, 1986	Boulder, Colo.
Brooks, Sabrina, 1988	Milwaukee, Wis.	Hoffman, Deborah, 1987-88	Lincoln, Neb.
Brown, Leigha, 2019-20	Auburn, Ind.	Hooper, Jordan, 2011-12-13-14	Alliance, Neb.
Brown, Nafeesah, 1993-94	Chicago, Ill.	Howell, LaToya, 2005-06	Chicago, Ill.
Brown, Roquayyah, 1995	Chicago, Ill.	Howell, Shannon, 2001-02	Los Angeles, Calif.
Brown, Whitney, 2021-22	Grand Island, Neb.	Hubert, Kelly, 1988-89-90-91	Peoria, Ill.
Buchholz, Amanda, 2000	Ogallala, Neb.	Hudson, Kristian, 2019-20	Birmingham, Ala.
Bullock, Amy, 1988-89	Norton, Kan.		
Burke, Kaitlyn, 2008-09-10-11-12	North Vancouver, British Columbia	I	
Bynum, Belinda, 1993-94	Kansas City, Kan.	Imming, Stacy, 1984-85-86	Kearney, Neb.
C		Ivy, Maurice, 1985-86-87-88	Omaha, Neb.
Cady, Emily, 2012-13-14-15	Seward, Neb.	J	
Cain, Kate, 2018-19-20-21	Middletown, N.Y.	James, Ruth, 1979	Oakland, Calif.
Cannon-Johnson, Keasha, 2002-04	Kansas City, Kan.	Jamison, Teri, 1976	Lincoln, Neb.
Cascio Jensen, Rylie, 2017	Fremont, Neb.	Janssen, Linda, 1977-78	Syracuse, Neb.
Cayton, MiCole, 2021-22	Stockton, Calif.	Jaracz, Jennifer, 1999-00	Crestwood, Ky.
Cepero, Greichaly, 2001-02-03	Dorado, Puerto Rico	Jeffery, Brandi, 2012-13-14-15	Vacherie, La.
Cheney, Renee, 1977-78	Palmyra, Neb.	Jennings, Karen, 1990-91-92-93	Persia, Iowa
Cincore, Jasmine, 2015-16-17-18	Arlington, Tenn.	Johansen, Jina, 2002-03-04-05	Dannebrog, Neb.
Clark, Kyndal, 2016	Webb City, Mo.	Johnson, Alexa, 2001-02-03-04	Hacienda Heights, Calif.
Cleveland, Amanda, 2001-02-03	Lancaster, Texas	Jones, Stephanie, 2000-01-02	Omaha, Neb.
Coleman, Crystal, 1982-83	East St. Louis, Ill.	Jurgens, J.J., 1995-96-97-98	Omaha, Neb.
Coley, Kendall, 2021-22-23-24	Minneapolis, Minn.		
Collains, Shawn, 1992	Chicago, Ill.	K	
Conrad, Barb, 1976	Fremont, Neb.	Kalenta, Anya, 2015-16	Minsk, Belarus
Costello, Ann, 1984-85-86	Fremont, Kan.	Keith, Susan, 1981	Ardmore, Okla.
Cowgill, K.C., 2001-02	Grand Island, Neb.	Kelley, Dominique, 2008-09-10-11	Lincoln, Neb.
Cravens, Bella, 2021-22	Laie, Hawaii	Kelley, Isha, 2000	Lincoln, Neb.
Crouch, Jan, 1976-77-78	Lincoln, Neb.	Kephart, Heather, 2004	Canute, Okla.
D		Keyes, Heidi, 1984	Nederland, Colo.
Dahn, Kristi, 1990-91	Lake Oswego, Ore.	Kidder, Jacque, 1978	York, Neb.
DeForge, Anna, 1995-96-97-98	Niagara, Wis.	Kissinger, Taylor, 2018-19	Minden, Neb.
DelVigna, Diane, 1979-80	Oakland, Calif.	Kobza, Sue, 1978	Schuyler, Neb.
Diaz, Elena, 2005-06	Medellin, Colombia	Korinek, Kim, 1976	Omaha, Neb.
Dillavou, Chris, 1994-95	Rose Creek, Minn.	Kowalski, Christine, 1980	Elmwood Park, N.J.
Doage, LaToya, 1996-97	Bloomington, Ill.	Kriebel, Wendy, 1986-87-88-89	Benton, Pa.
Drmanac, Ivana, 2005-06	Belgrade, Serbia	Krull, Maddie, 2023-24	Omaha, Neb.
Dudeck, Leatha, 1989	Butler, Pa.	Kubik, Jami, 1995-96-97-98	Cambridge, Neb.
E		Kubik, Nicole, 1997-98-99-00	Cambridge, Neb.
Eliely, Nicea, 2017-18-19-20	Colorado Springs, Colo.	Kuhlmann, Kala, 2007-08-09-10	Charter Oak, Iowa
F		L	
Fiene, Pamela, 1985-86-87-88	Elmhurst, Ill.	LaFleur, TK, 2006-07	Houston, Texas
Foley, Kathy, 1976-77	Blair, Neb.	LaGuardia, Lisa, 1985-86-87	Lakewood, Colo.
Ford, Ashley, 2006-07	Lincoln, Neb.	Laudermill, Tear'a, 2012-13-14-15	Moreno Valley, Calif.
Fosdick, Jill, 1999	Lincoln, Neb.	Lee, Debbie, 1976-77-78	Omaha, Neb.
Frazee, Karen, 1977-78	Summerfield, Kan.	Lee, Liz, 1976	Council Bluffs, Iowa

Leick, Katya, 2010-11 Grey Cloud Township, Minn.
 Leigh, Chris, 1980-81-82-83 Springfield, Neb.
 Leonhardt, Casey, 2000-01 Downers Grove, Ill.
 Lightbody, Brenda, 1976 Lincoln, Neb.
 Lightfoot, Andrea, 2004 Omaha, Neb.

M

Machmer, Johanna, 1992 Greenville, Ill.
 Markowski, Alexis, 2022-23-24 Lincoln, Neb.
 Marks, Tamara, 1988 Bellevue, Neb.
 Maurer, Adrianna, 2011-12-13 Shawnee Mission, Kan.
 McCann-Smith, Kellie, 2011 Asotin, Wash.
 McClain, Tina, 1994-95-96-97 Montrose, Mo.
 McDill, Cori, 1996-97-98-99 Gillette, Wyo.
 McEwen, Kate, 1995-96 Topeka, Kan.
 McPherson, Sheila, 1996 Indianapolis, Ind.
 McRoy, Annette (Did Not Play), 1987 Ogden, Utah
 Mendelson, Maggie, 2023 Chanhassen, Minn.
 Mershon, Kayla, 2019-20 Clatonia, Neb.
 Miller, Angie, 1984-85-86-87 Grand Island, Neb.
 Miller, Lynne, 1980 Wellington, Kan.
 Mitchell, Grace, 2017-18-19-20 Cannon Falls, Minn.
 Montgomery, Cory, 2007-08-09-10 Covington, Wash.
 Moore, Lindsey, 2010-11-12-13 Wheaton, Ill.
 Moriarty, Kendall, 2022-23-24 Minden, Iowa
 Morse, Katie, 2001-02-03-04 Brooklyn Park, Minn.
 Morton, Janay, 2018 Wayne, Neb.
 Mosley, Sydney, 1979 Littleton, Colo.
 Muller, Karsen, 1999 Fremont, Neb.
 Muller, Sarah, 1989-90 Burlingame, Calif.
 Murray, Grainne, 1979 Wahoo, Neb.
 Murren, Sadie, 2013

N

Neals, Nicole, 2007-08-09-10 Chandler, Ariz.
 Nelson, Sonija, 1982-83 Kansas City, Mo.
 Nissley, Logan, 2024 Bismarck, N.D.

O

Offringa, Sara, 1990-91-92-93 St. Joseph, Mo.
 Otis, Mathaline, 1979 Richmond, Calif.
 Owen, Cathy, 1982-83-84-85 Ventura, Calif.

P

Page, Danielle, 2005-06-07-08 Monument, Calif.
 Parriott, Terri, 1982-83-84-85 Ventura, Calif.
 Periago, Jessica, 2008-09-10-11 Toulon, France
 Peterson, Melody, 2000 Pasadena, Calif.
 Petrie, Jessica, 2024 Gold Coast, Australia
 Pieper, Ronda, 1983 Lincoln, Neb.
 Pilakowski, Laura, 2003 Columbus, Neb.
 Porter, Ruby, 2021-22 Adelaide, Australia
 Potts, Natalie, 2024 O'Fallon, Mo.
 Powell, Debra, 1982-83-84-85 East St. Louis, Ill.
 Pritchard, Marta, 1976-77 Falls City, Neb.

R

Ramacieri, Esther, 2014-15-16-17 Repentigny, Quebec
 Randolph, Stacy, 1993 Webb City, Mo.
 Ransom, Tami, 1990 Webb, Iowa
 Rapp, Sue, 1976 Lincoln, Neb.
 Redmon, Catheryn, 2008-09-10-11 Grand Prairie, Texas
 Reeves, Layne, 2009-10-11 Lubbock, Texas
 Reitsma, Lisa, 1999 Sanborn, Iowa
 Rhodes, Rhonda, 1976 Lincoln, Neb.
 Richards, Margaret, 2001-02-03-04 Louisville, Ky.
 Roberts, Shahidrah, 2000-01-02-03 Overland Park, Kan.
 Robinette, Katie, 2002 South Sioux City, Neb.
 Rogers, Charlie, 1997-98-99-2000 South Sioux City, Neb.
 Rohde, Lisa, 1976 Lincoln, Neb.
 Romeo, Natalie, 2015-16 Martinez, Calif.
 Rose, Gretchen, 1994 Hastings, Neb.
 Roubal, Sue, 1977-78 North Bend, Neb.

Ruetz, Margie, 1982
 Runty, Jessie, 2003
 Russell, Carol, 1989-90-91-92
 Rutherford, Teri, 1976

S

Samardziska, Bojana, 2005
 Sample, Haijie, 2012-13-14-15
 Sanford, Melissa, 1988
 Saveri, Carla, 1980-81
 Scholting, Ronda, 1976
 Schwartz, Brooke, 1997-98-99-00
 Scoggin, Ashley, 2021
 Scott, Shelley, 1978
 Searcy, Regina, 1982
 Shackelford, Jacquie, 1983-84
 Shanahan, Molly, 1980-81
 Shelley, Jaz, 2022-23-24
 Shepard, Jessica, 2016-17
 Sidhu, Harleen, 2009-10-11-12
 Simon, Katie, 2012-13
 Simon, Maddie, 2016-17-18-19
 Sledge, Kala, 2003
 Smith, Chandler, 2015
 Smith, Heather, 1987-88
 Smith, Janet, 1979-80-81-82
 Soulliere, Lisa, 1986
 Spiric, Jelena, 2005-07
 Stallworth, Bria, 2018
 Stephens, Amy, 1986-87-88-89
 Stevens, Kit, 1986-87
 Stewart, Annika, 2021-22-23-24
 Sutton, Paige, 2000-01-02

T

Taylor, Rissa, 1990-91-92-93 Peoria, Ill.
 Taylor, Shawn, 1989-91 Denver, Colo.
 Theriot, Rachel, 2013-14-15-16 Middleburg Heights, Ohio
 Thomas, Cynthia (Did Not Play), 1979
 Thompson, Emily, 1994-96-97-98 Springfield, Mo.
 Tietjen, Laura, 1977-78-79-80 Byron, Neb.
 Turner, Yvonne, 2007-08-09-10 Omaha, Neb.

U

Unwin, LaDonna, 1980-81 Orange Park, Fla.
 Upthegrove, Tanya, 1993-94-95 Cincinnati, Ohio

V

Veerbeek, Ashtyn, 2019-20 Sioux Center, Iowa

W

Washington, Darrien, 2016-17-18 Oakland, Calif.
 Weidner, Allison, 2022-23 Humphrey, Neb.
 Went, Amanda, 1998-99-2000-01 Columbus, Neb.
 White, Darian, 2024 Boise, Idaho
 White, Sarah, 2005-06 Topeka, Kan.
 Whitfield, Monique, 1999-2001 Long Beach, Calif.
 Whitish, Hannah, 2017-18-19-20 Barneveld, Wis.
 Whittaker, Monique, 2008-09 Onalaska, Texas
 Wickham, Susan, 1981 Lincoln, Neb.
 Williams, Meghin, 2010-11-12-13 Rancho Cucamonga, Calif.
 Williams, Monet, 1998-99 Brooklyn, N.Y.
 Williamson, Darcy, 1976-78 Arapahoe, Neb.
 Wilson, Phazaria, 1988 Omaha, Neb.
 Witherspoon, Sauna, 1992 Kansas City, Mo.
 Wood, Emily, 2015-16-17-18 Salina, Kan.
 Woodberry, Rebecca, 2012 Phoenix, Ariz.
 Woodberry, Stilin, 1983 Mullins, S.C.

Y

Yancey, Kim, 1989-90-91-92 Holden, Mo.
 Yedsena, Meggan, 1991-92-93-94 Mahonoy, Pa.

Z

Zink, Jan, 1976 Sterling, Neb.

Bowling

A

Aleo, Nicole 2003-04-05

B

Baker, Lindsay 2005-06-07-08
 Bator, Christine 2008
 Belzeski, Kelly 2015-16-17-18
 Bolton, Elise 2012-13
 Bond, Julia 2015-16-17-18
 Bowman, Kathryn 2024
 Breedlove, Lanie 2024
 Buchert, Alexis 2024
 Buchert, Desiree 2024
 Burgoyne, Amanda 2004-05-06-07
 Butchard, Emma-Louise 2007

C

Calberry, Valerie 2009-10-11-12
 Callan, Anna 2023-24
 Campbell, April 2014-15
 Claus, Kimberly 1998-99-2000
 Cosentini, Marissa 2024
 Couvillon, Christine 1999-2000-01-02
 Crawford, Melanie 2015-16

D

Daugherty, Jennifer 1998-99
 Davis, Jennifer 1998

E

Elliott, Crystal 2021-22-23
 Eng, Karla 2003-04-05-06

F

Ferris, Kimberly 1998

G

Glazer, Leah 2020
 Gomez, Paola 2002-03
 Guarro Sanchez, Michelle 2018-19-20-21-22

H

Hartzler, Brenna 2024
 Hedley, Bethany 2013-14-15-16
 Henning, Kaleena 2008-09-10
 Hofmeister, Kendyl 2020-21-22-23
 Hyman, Diandra 1999-2000-01-02

J

Johnson, Kayla 2011-12
 Johnston, Jennifer 1999

K

Koch, Sarah 2007
 Kuhlkin, Lizabeth 2012-13-14-15

L

Laugerman, Jasmine 2008-09-10-11
 Leuthold, Cassandra 2007-08-09-10
 Ling, Tan Yan 2011-12-13-14

M

Maeha, Gwen 2019-21-22
 Martin, Jamie 2003-04-05-06
 Martin, Jillian 2023-24
 Mason, Gazmine 2014-15-16-17
 McCarthy, Erin 2009
 Medwell, Suzanne 2001-02
 Mickelson, Kristina 2010-11-12-13
 Miller, Adrienne 2004-05-06-07

Morris, Allison 2017-18-19-20
 Mosquera, Alexandra 2014-15-17

O

O'Hayre, Amanda 1999-2000
 Orozco, Raquel 2017-18-19-20

P

Perez, Christina 2001-02-03-04
 Pluhowsky, Shannon 2001-02-04-05
 Prieto, Estefania 2018-19-20

R

Ray, Cassidy 2019-20-21
 Rogers, Stacy 1998-99-2000
 Ruiz, Andrea 2012-13-14-15

S

Schultz, Jennifer 2003-04
 Schwager, Kari 2000-01-02-03
 Smith-Speights, Amara 2020-21
 Sopp, Katie Ann 2008-09-10-11
 Stewart, Melissa 2003-04
 Stram, Kayla 2009-10-11
 Straub, Meghan 2016-17-18-19

V

Valenzuela, Kelle 2006
 Van der Meer, Danielle 2009-10-11
 Verstraete, Kayla 2021-22-23-24

Z

Zabierek, Briana 2014-15-16-17
 Zalsha, Shalima 2010-11-12

Men's Cross Country

A

Acton, Trevor 2022-23
Adam, Marc 1983
Adams, David 2008-09-10
Adams, Jesse 2008-09-10-11
Alden, Claude 1906-07-08
Allen, Edgar 1920
Amberson, A.B. 1908-09-10
Anderson, Lewis 1909-10-11

B

Bachkora, Charles 1920
Banks, Tom 1989-91
Barta, Jed 1999-00-01
Bates, William 1910-11
Batie, J. Russell 1928
Bauman, H.O. 1907-08-09
Blackburn, Leston 1987-88
Blaser, Roy 1932
Bloch, Matt 2012-13
Bonsall, Brady 1992-93-94-95
Boor, Cleophas 1996-97
Border, Nolan 2012-13-14
Bowler, James 2001-02
Bowman, Claire 1921
Brinn, Tommy 2011-12
Broekzitter, Jeroen 1997
Brownlee, John 1937-38

C

Cales, Thomas 1911
Carlson, Jared 1999
Carne, Dana 2003
Carothers, Eric 2023
Carrizales, Aaron 1996-99-00
Chaddereon, Norris 1926-27
Christopher, Adam 2021-22-23
Clark, Bryan 1984-85-86-87
Clark, Kevin 1989-90-91-92
Clinard, Marc 2001
Conahan, Matt 2007
Cook, William 1939-40
Coulter, Steve 1990
Cudmore, Dave 1983
Cummings, Emerie 1927
Custer, Kyle 2006-07

D

Dall, Eric 2002-03
Dapo, Dani 2010-11-12
Davis, Phillip 1999
Day, Pat 1988-89-90
De Spong, Jordan 2016-18-19
Dickmeyer, Bryce 2004-05-06
Diers, Harold 1912
Doering, Brad 2008-09-10-11
Dopersalski, Kyle 2002
Draheim, David 1993-94
Duffy, Wally 1983

E

Eastman, Ryan 2021
Ehlert, Jack 2021
Elwood, Todd 1990
Erdkamp, Colby 2022-23
Etherton, Louis 1929
Eversoll, Duane 1956

F

Falcon, Peter 2007-08
Fenner, Sadio 2022
Fischer, George 1921
Fischer, Jody 1986-87
Fleming, Myles 2018-19

Foster, Kyle 1985
Freyhof, Mark 2017-18-19-21

G

Ganz, Jeff 1996-97
Gardner, Maurice 1922
Garringer, Luke 2001
Garvey, Philip 1928-30
George, Ralph 1908
Gibson, Connor 2011-13-14
Gilbert, Matt 2012-13-15
Ginn, Bobby 1940
Goetze, Hartmann 1913
Gokie, Mark 1983
Gottschalk, Kirk 1984
Graham, Frank 1986-87-88-89
Graham, Harald 1986-87-88-89
Gray, Ian 2000-01
Grier, Brian 1987
Griffin, Carroll 1927-28-29
Gulizia, Todd 2007-09-10

H

Harter, Joseph 2013-14
Haskell, John 1922
Havenga, Leon 1985
Hayden, Jeremy 1996
Heng, Jarren 2011-12-13
Heng, Jonah 2012-13-14
Henning, Renier 1991-92-93-94
Hoffman, Tom 1983-84
Hyde, Alvin 1921-22

I

Iteffa, Banti 1993
Iteffa, David 1990-91-92-93

J

Jansen, Chad 1993-94
Janulewicz, Martin 1928
Johnson, Aaron 1996-97
Johnson, Glen 1926-27
Jorgenson, Jerry 2019-21-22-23

K

Kamm, Mike 1999-00-01-02
Karl, Eric II 2017
Keifer, Lucas 2013
Kennedy, Alfred 1911
Kennedy, Ryan 2018-19
Kibble, Clarence 1927
Kiptarus, Jonah 1996
Kirby, Joe 1987-88-89-90
Kirchner, Sam 2023
Korgan, Jacob 2018
Kosman, Hunter 1999
Kratz, Golden 1912
Kretzler, Harry 1920
Kosman, Hunter 1999
Kusche, George 2018-19-20

L

Lamme, Alex 1994-96
LeComte, Karson 2016-18-19
Lee, Frank 1990
Letz, Patrick 2014-15-16
Lewis, James 1923-24-25

M

Maduza, Alec 2006
Maiyo, Philip 1996
Malebana, Dais 2020-21
Martins, Ryan 2018-19-20-21
Mascher, Doug 1986-87
Mason, Mike 1996

McCartney, Ellis 1926
McGuire, Wyatt 2015-16-17-19
McMaster, J.L. 1913
Meyer, Kurt 1988
Miiller, Kevin 1991-92-93-94
Milek, W.A. 1909-1910
Morrow, George 1930-31
Myers, Mike 1992-93

N

Nelsen, Johannes 1920
Nuernberger, Gordon 1930

O

O'Callaghan, Gerard 1983-85
Oberle, Anthony 2008-09-10
Olson, David 1995-96
Olson, Jacob 2012-13-15-16

P

Parr, Brian 2005-06
Petit, Kirk 1989
Petricca, Lou 1995-96-97-98
Pittman, Anthony 2012
Post, Austin 2014-15-16-17
Puskar, Cal 2022-23

R

Ralston, Jacob 2022
Rasmussen, Eric 2000-01-02-04
Rhodes, David 1992
Ross, Jack 1924-25
Russell, Kurt 1983-84

S

Scheer, Aaron 1995-96
Schultz, Jacob 1923
Searle, James 1925
Seger, Henry 1930
Sery, Alec 2014-15-17
Skaden, Erik 1992
Skinner, Jeremy 1992
Slagle, Jack 2018
Smith, Tony 1998
Snell, Erik 2023
Somer, Bryce 2008
Spinks, Peter 2013-15-17
States, Herbert 1904

T

Thies, Eric 2007
Thomas, Mikel 2007-08
Timmons, Bailey 2017-18-21-22
Tolgyesi, Balazs 1994-95-96
Tollinger, Alexander 2017-19
Tripple, Todd 1997-98-99
Trump, Earle 1908

V

van der Westhuizen, Peter 2005-07
van Rensburg, Jacques 1988-89
Vance, Jim 1994-95-96-98
Vanderbeek, Kraig 1984-85-86-87
Verster, Jean 1985-86-87
Vidlak, Trevor 2010-11-13

W

Wandzilak, Scott 2001
Wasserman, Grant 2022-23
White, Earl 1907
Williams, Tim 2001
Williams, Walter 1920-21
Wilson, Paul 2001-02
Witter, Marcus 1997-98-99-00
Wyatt, Kyle 2000-01-02

Z

Zimmerman, Paul 1923-24-25

Women's Cross Country

A

Abanses, Jacquelyn 2023
Amen, Mary 1984-85-86
Andrade, Isabel 2011-12-13
Anseth, Channing 2005-06-07

B

Bainbridge, Ali 2023
Barinova, Martina 2010
Biehl, Liz 1997
Binder, Allie 2019
Blackmer, Christina 1993-94-95-96
Blehm, Lindsey 2021-22-23
Boucher, Gabrielle 2019
Bresser, Emma 2019-20
Brooks, Michelle 1999
Brush, Rachel 2017-18

C

Callahan (Zarcenko), Natalja 2005-06-07-08
Campbell, Julieanne 1990-91
Carpino, Elizabeth 2015
Carrizales, Rachel 2007-08-09
Cast, Kendall 2015-17
Centerwall, Kate 1997
Colonna, Nicole 2015-18
Crofford, Lara 2007-08-09-10

D

Dalton, Joslyn 2004-05-06-07
(Darley) Graham, Lisa 1987-90-91
Deleon, Deavon 2022
Dixon, Cindy 1975-76-77-78

E

Edmunds, Ann 1981
Edwards, Hannah 2011-12-13
Ellenbecker, Kris 1991-93
(Elwood) Macfee, Sherri 1993-94-95-96
Erickson, Karlene 1983-84-85-86
Essington, Tami 1978

F

Fein, Sandy 1992-93-95-96
Filer, Gillian 2019
(Finkner) Jorgensen, Amie 1996-98-99-00
Finkner, Lindsey 2003-04
Fletcher, Katie 1989
Forsberg, Elsa 2017-18-19
Fox, Donna 1977
Freyhof, Erika 2017-18-19-20-21
Furlan, Jessica 2009-10-11

G

Gaffigan, Ann 2000-01-02-03
Gale, Dawn 1988
Geiger, Grace 2014-15
Geisler, Ashley 2015
Glisovic, Mirjana 1999
Godwin, Hannah 2021-22-23
Goldstein, Ari 2005-06-07-09
Guerrero, Izzabella 2020

H

Hallgrimson, Jaden 2022
Hamik, Erica 2008-09-10-11
Handrup, Kathryn 1999-00-01-03
Hardie, Alea 2022
Harsin, Haley 2015
Hass, Christine 1959
Heffner, Abby 2019
Henning, Lori 1985
Hiatt, Kelly 1976-77-78
Hitz, Doris 1975-76-77
(Howard) Larson, Susie 1986-87-88
Hungerford, Gina 1978

J

Jadran, Farah 2003
Johnson, Kaitlynn 2019
Jones, Judi 2017-18-19

K

Keller, Tess 2012-13
Kindig, Nancy 1977
Kirby, Elizabeth 2015
Kramer, Lisa 1978-80
Kruger, Jaimie 1999-00

L

Laack, Allison 1985
Laird, Hillary 2000
Larson, Sarah 2011-12-13
Lenihan, Michaela 2005
Linnell, Christy 1999
(Loos) O'Donnell, Kelly 1987-89-90
Lucas, Jenna 1999-00-01
Lund, Becky 1990-93
Lush, Megan 2013-14-15

M

Marsh, Elizabeth 2006
Marthaler, Michele 1986-87-88-89
Mazzitelli, Julie 1993-94
McConkey, Susan 1976
McMahon, Heather 1995
McQuillen, Brynna 2021-22-23
Merickel, Cami 2021-22-23
Miller, Ashley 2008-09-10-11
Miller, Betsy 2005-06-08
Miller, Lindsey 1993-94-95
Minnick, Anna 2012
(Mohr) Oliver, Melinda 1996-97-98-99
Most, Sheri 1977
Mullinax, Katelyn 2023

N

Noel, Jill 1983-84-85-86
Nunnally, Carol 1984

O

Obermeir, Sandra 1977
Ohrt, Janice 1981
Oslund, Kristi 2013-14-15
Osteen, Deb 1997-98-99

P

Pagone, Grace 2019
Pancoast, Jen 2006-07-08
Pancoast, Kim 2003-04-05-06
Parkinson, Amber 1994
Pauli, Jaime 1996-97-98-99
Pearson, Cindy 1977
Peer, Anna 2013-14-16-17
Plambeck, Sarah 2011-12-13
Pollard, Margaret 2019
Prowse, Juliet 1986-87-88-89

Q

Quandt, Stephanie 1991

R

Ralston, Emma 2022-23
Resh, Sammie 1985-86-87-88

S

Sanchez, Olivia 1993-94
Santiago, Katrina 2015-16-17
Schaefer, Michele 1991
Schenk, Carol 1979
Schultz, Berlin 2023
Seaton, Julie 1977
Shadle, Anne 2002-04
Shepherd, Nora 1994-95-96-97
Shufelt, JoDee 1992-94
Skelton, Taya 2021-22-23
Smith, Bonnie 2014-15-16-17
Smith, Tracy 1988-89
Spires, Kerry 1991
Stelling, Theresa 1990-91-92-93
Stricker, Sara 1980-81-82
(Sutter) Bonsall, Sherri 1992-93-94

T

ten Bensel, Fran 1989-90-91-92
Tranel, Kayte 2002-03-05
Trotter, Hayley 2023

V

van der Kolk, Yvonne 1988-89
Veit, Sylvia 1989-90-91-92
Vickers, Cindy 1976-77

W

Walz, Kirsten 1991-92
Webers, Jen 2007-08-09-10
White, Katie 2008-10-11
Wight, Laura 1983-84-85-86
Williams, Shawnice 2013
Wilson, Melissa 1995-96-98
Wiseman, Amy 1997-98
Wright, Jessica 2012-13

Z

Zimmer, Jeannette 1998-99

Football

NOTE: The following list is as complete and accurate as historical records allow. Corrections and additions will be made if documentation is provided. In each entry, the year is listed for each letter won. For example in the listing for Willard Burnham, the years are 1924-26, meaning Burnham lettered in 1924 and 1926 but not in 1925. Lettermen lists are not available for the 1890, 1891 and 1895 seasons. Players are listed by hometown and the last position they played at Nebraska.

A		
Name (Hometown)	Pos.	Years
Abbott, Earl (David City, Neb.)	G	1913-14-15
Abdullah, Ameer (Homewood, Ala.)	IB	2011-12-13-14
Abel, George (Lincoln, Neb.)	G	1939-40-41
Achola, George (Omaha, Neb.)	IB	1990-91
Ackerman, Robert (Sidney, Neb.)	HB	1947
Adam, Jerry (Plattsmouth, Neb.)	G	1930-31
Adams, Dale (Randolph, Neb.)	FB	1947
Adams, Demoine (Pine Bluff, Ark.)	RE	1999-00-01-02
Adams, Joe (Bellevue, Neb.)	OG	1979-80
Adams, Titus (Omaha, Neb.)	DT	2002-03-04-05
Adduci, Nick (Chicago, Ill.)	FB	1949-50-53
Adkins, John (Lynchburg, Va.)	DE	1969-70-71
Afalava, Jared (South Jordan, Utah)	LB	2013
Aguglia, Scott (Lincoln, Neb.)	SE	1999
Akinmoladun, Freedom (Grandview, Mo.)	DE	2015-16-17-18
Alberts, Trev (Cedar Falls, Iowa)	OLB	1990-91-92-93
Alderman, Dave (Omaha, Neb.)	CB	1995-96
Alexander, Dan (Wentzville, Mo.)	IB	1997-98-99-00
Alexander, Leonard (Detroit, Mich.)	LB	1994
Alexander, LeRoy (Toledo, Ohio)	DB	2013
Alford, Eric (High Point, N.C.)	TE	1993-94
Alfson, Warren (Wisner, Neb.)	G	1938-39-40
Allen, Austin (Aurora, Neb.)	TE	2018-19-20-21
Allen, Derek (Russellville, Ark.)	DT	1996-97
Allen, E.D.	C	1912
Allen, Jacques (Kansas City, Mo.)	WB	1995
Allen, Pierre (Denver, Colo.)	DE	2007-08-09-10
Allen, Taariq (Weston, Mass.)	WR	2012-13-14-15
Allers, LaVerne (Davenport, Iowa)	OG	1964-65-66
Almanzar, Luis (Jersey City, N.J.)	DT	1998
Altstadt, Steve (Ft. Calhoun, Neb.)	G	1999-01
Alvano, Tristan (Omaha, Neb.)	PK	2023
Alvarez, Barry (Burgettstown, Pa.)	LB	1965-66-67
Alward, Tom (Flint, Mich.)	OG	1972-73-74
Amen, Paul (Lincoln, Neb.)	E	1935-36-37
Amos, Willie (Sweetwater, Texas)	CB/WR	2000-01-03-04
Amukamara, Prince (Glendale, Ariz.)	CB	2007-08-09-10
Andersen, Jake (Littleton, Colo.)	OG	2002-03-04
Anderson, Arthur E. (Concord, Neb.)	G	1911
Anderson, Arthur M.	C	1890-91-92
Anderson, Avery (Surprise, Ariz.)	DB	2017-19
Anderson, Dan (Fremont, Neb.)	OG	1972-73
Anderson, Eric S. (Lincoln, Neb.)	OT	1994-95-96-97
Anderson, Eric T. (Omaha, Neb.)	CB	1989-90
Anderson, Frosty (Scottsbluff, Neb.)	SE	1971-72-73
Anderson, Fyn (Lincoln, Neb.)	DL	2019
Anderson, Jeff (Norfolk, Neb.)	C	1987-88
Anderson, Jim (Green Bay, Wis.)	CB	1969-70-71
Anderson, Josh (Wahoo, Neb.)	CB	1997-99
Anderson, Kenny (Omaha, Neb.)	DT	2012
Anderson, Le Andre (Chicago, Ill.)	DT	1989-90
Anderson, Marcus (Omaha, Neb.)	CB	1992-93
Anderson, Mike (Grand Island, Neb.)	LB	1990-91-92-93
Anderson, Rene (Los Angeles, Calif.)	CB	1976-77
Anderson, Zaire (Philadelphia, Pa.)	LB	2013-14
Andreson, William (Plainville, Kan.)	QB	1936-37-38
Andrews, George (Omaha, Neb.)	DE	1976-77-78
Andrews, Harris (Beatrice, Neb.)	HB	1936-37
Ankrah, Jason (Gaithersburg, Md.)	DE	2010-11-12-13
Antholz, Travis (McDonald, Kan.)	RE	1996
Anthony, Hunter (Tuttle, Okla.)	OL	2022
Anthony, Monte (Bellevue, Neb.)	IB	1974-75-76-77
Antonietti, Mark (Calumet City, Ill.)	OG	1987-88
Applegate, Sean (Lincoln, Neb.)	WB	1997-98-99

Applegate, Jake (Lincoln, Neb.)	TE	2023
Archer, Jake (Omaha, Neb.)	LB	2022
Armstrong, Gerald (Ponca, Neb.)	TE	1991-92-93
Armstrong, Isaac (Lincoln, Neb.)	P	2018-19
Armstrong, Joe (Beatrice, Neb.)	OG/P	1966-67-68
Armstrong, Tommy Jr. (Cibola, Texas)	QB	2013-14-15-16
Arnold, Larry (Copley, Ohio)	LB	1994
Asante, Larry (Alexandria, Va.)	S	2007-08-09
Ash, Nick (Keller, Texas)	OL	2012
Ashburn, Clifford (Tilden, Neb.)	E	1926-27-28
Ashburn, Jack (Tilden, Neb.)	E	1938-39
Ashburn, Walker (Kenner, La.)	DE	2013
Ashman, Carl (Burwell, Neb.)	C	1967-68-69
Athey, Marvin (Wauneta, Neb.)	HB	1941-42
Austin, Al (Lincoln, Neb.)	OT	1971-72-73
Austin, Greg (Cypress, Texas)	OG	2003-04-05-06
Avolio, Frank (Alquippa, Pa.)	DE	1967-68

B		
Bachman, Forrest (Lincoln, Neb.)	C	1942
Baffico, James (San Francisco, Calif.)	C	1962
Bahe, Chip (Fremont, Neb.)	SE	1987-88-89
Bahe, Ritch (Fremont, Neb.)	WB	1972-73-74
Bailey, Christian (San Clemente, Calif.)	WR	2014-15-16
Baker, Jason (Lincoln, Neb.)	C	1991
Baker, Kim (York, Neb.)	LB	1979-80
Baker, Rod (Hastings, Neb.)	LB	1999-00
Baldwin, Andrew Scott (Roselle, N.J.)	IB	1990-91
Baldwin, Matt (Arvada, Colo.)	C	1997-98-99
Balis, Arthur (Des Moines, Iowa)	E	1913-14-15
Ball, Arthur (Fremont, Neb.)	HB	1936
Banderas, Josh (Lincoln, Neb.)	LB	2013-14-15-16
Banderas, Tom (Oak Grove, Mo.)	TE	1985-86-87
Bando, Broc (Lincoln, Neb.)	OL	2019-20-21-22
Banker, Christian (Omaha, Neb.)	WR	2020
Banks, Alvin (East Moline, Ill.)	LB	1991
Banks, Brant (Houston, Texas)	OL	2020-21-22
Barfield, Shukree (Camden, N.J.)	DT	2007-08
Barkley, James	QB	1892
Barnes, Walter (Chicago, Ill.)	C	1963-64-65
Barnett, Bill (Afton, Minn.)	DT	1977-78-79
Barnett, Jalin (Lawton, Okla.)	OL	2016
Barrios, Gregg (Omaha, Neb.)	PK	1986-88-89-90
Barry, Mohamed (Grayson, Ga.)	LB	2016-17-18-19
Barry, Ryan (Malmo, Neb.)	MG	1992
Barta, Frank	G	1904
Barwick, Leonard (Lincoln, Neb.)	QB	1904
Bassett, Chris (Tracy, Minn.)	RE	1996
Bassett, Henry H. (Falls City, Neb.)	T	1920-22-23
Bates, Phil (Omaha, Neb.)	FB	1980-81
Bauer, Arthur (Shubert, Neb.)	G	1945-49-50
Bauer, Henry (Lincoln, Neb.)	QB	1931-34-35
Baul, Reggie (Bellevue, Neb.)	SE	1993-94-95
Bauman, Damien (Auburndale, Fla.)	TE	1998-99
Baumgartner, Justin (Cheyenne, Wyo.)	LS	2008
Beck, Charles G. (Peru, Neb.)	E	1913
Beck, Harrison (Clearwater, Fla.)	QB	2005
Beck, Victor (Broken Bow, Neb.)	FB	1926
Becker, Harold (Lincoln, Neb.)	T	1947
Beckler, Scott (Grand Island, Neb.)	P	1989
Behm, Forrest (Lincoln, Neb.)	T	1938-39-40
Behning, Mark (Denton, Texas)	T	1982-83-84
Behrends, Matt (Chappell, Neb.)	NT	2002
Behrens, Vance (East Moline, Ill.)	WB	1987
Belier, Ernie (Bayonne, N.J.)	LB	1991-92-93
Belka, Jim (Prairie Village, Kan.)	FB	1974
Bell, Antonio (Daytona Beach, Fla.)	DB	2009-10-11
Bell, John (Anaheim, Calif.)	MG	1972-73
Bell, Johnny H. (Hastings, Neb.)	HB	1899-01-02-03
Bell, Kenny (Boulder, Colo.)	WR	2011-12-13-14
Bell, Richard (Altadena, Calif.)	WB	1987-88-89
Bell, Trumane (Chicago, Ill.)	TE	1992-93
Belt, Brody (Omaha, Neb.)	RB	2019-20-21-22
Beltzer, Oren A. (Arapahoe, Neb.)	HB	1907-08-09
Bender, Johnny (Sutton, Neb.)	HB	1900-01-02-03-04

Benedict, Bruce W.	E	1896	Branch, Jim (Chicago, Ill.)	LB	1970-71-72
Benedict, Maurice (Lincoln, Neb.)	QB	1902-03-04-05	Branch, Troy (Camden, N.J.)	LB	1990-91-92-93
Benedict, Raymond	HB	1897-98-99	Brandenburg, Lance (Overland Park, Kan.)	LB	2004-05-06-07
Benes, Jason (Valparaiso, Neb.)	CB	1995-96-97	Brandl, Matt (Humphrey, Neb.)	OG	1980-81
Benhart, Bryce (Lakeville, Minn.)	OL	2020-21-22-23	Brasee, Carl (Omaha, Neb.)	G	1950-51-52
Bennett, Byron (Rowlett, Texas)	PK	1970-91-92-93	Brede, Roger (Ainsworth, Neb.)	E	1957-59
Bennett, Todd (Norfolk, Neb.)	PK	1989	Bretz, Koby (Omaha, Neb.)	DB	2023
Benning, Damon (Omaha, Neb.)	IB	1993-94-95-96	Brew, Fred	G	1899-00-01
Benson, Robert (Pender, Neb.)	HB	1934-35	Brewington, Chancellor (Chandler, Ariz.)	TE/WR	2021-22
Bentley, Orlando (Arapahoe, Neb.)	QB	1908-09	Brichacek, Gary (Schuyler, Neb.)	OT	1964-65-66
Beran, Mike (Ord, Neb.)	OG	1970-71-72	Brichacek, Mel (Schuyler, Neb.)	OG	1966-67-68
Berguin, Robert (Sioux Falls, S.D.)	C	1954-55-56	Brinkley, Lorenzo (St. Louis, Mo.)	LB	1991-92-93
Berkey, Duane I. (Davenport, Neb.)	C	1944	Brinson, Dana (Valdosta, Ga.)	WB	1985-86-87-88
Berns, Richard (Wichita Falls, Texas)	IB	1976-77-78	Britt, Ted (North Platte, Neb.)	C	1953
Berquist, Jay (Lincoln, Neb.)	G	1921-22-23	Broadstone, Marion (Norfolk, Neb.)	T	1928-29-30
Berquist, William (Lexington, Neb.)	G	1944	Brock, Charles (Columbus, Neb.)	C	1936-37-38
Berringer, Brook (Goodland, Kan.)	QB	1992-93-94-95	Brock, Dan (Columbus, Neb.)	DT	1974-75-76
Bess, Donnie (Flat River, Mo.)	DE	1980	Broekemeier, Joe (Aurora, Neb.)	WR	2010
Best, Bob (Cooks, Neb.)	DB	1966-67-68	Broekemeier, Tyson (Aurora, Neb.)	QB	2015
Betka, Ty (Superior, Neb.)	WR	2016	Broer, Kurt (Lincoln, Neb.)	LB	1987-88
Betts, Zavier (Bellevue, Neb.)	WR	2020-21	Bronson, Willard (Lincoln, Neb.)	QB	1926-27
Betz, Bill (Lincoln, Neb.)	HB	1944	Brooks, Chris (St. Louis, Mo.)	WR	2008-09
Beveridge, Tom (Sutherland, Neb.)	SE	1998-99-00	Brothers, Titus (San Antonio, Texas)	CB	2005
Biggers, Kevin (Los Angeles, Calif.)	S	1983-84	Brown, Alante (Chicago, Ill.)	WR	2020-21-22
Bingham, Ryon (Sandy, Utah)	DT	2001-02-03	Brown, Brian (Indianola, Neb.)	DT	1989-90-91
Birkel, Andy (Lincoln, Neb.)	WR	2003	Brown, Clint (Arlington, Neb.)	LB	1993-94
Birkner, Hugo (Lincoln, Neb.)	HB	1908	Brown, Dan (Sioux Falls, S.D.)	CB	1952-54
Bishop, Clair (Lincoln, Neb.)	G	1931-32-33	Brown, Derek (La Habra, Calif.)	IB	1990-91-92
Bishop, Keith (Midland, Texas)	C	1976	Brown, Drew (Southlake, Texas)	PK	2014-15-16-17
Blahak, Chad (Lincoln, Neb.)	CB	1995-96	Brown, James (Omaha, Neb.)	T	1964-65
Blahak, Joe (Columbus, Neb.)	CB	1970-71-72	Brown, Jerry (Minden, Neb.)	FB	1955-56-57
Blakeman, Clete (Norfolk, Neb.)	QB	1985-86-87	Brown, John (Lincoln, Neb.)	QB	1925-26-27
Bland, Philip (Lafayette, Colo.)	S	2001-02-03	Brown, Josh (Foyil, Okla.)	PK	1999-00-01-02
Blankenship, Adam (Tulsa, Okla.)	DE	2005	Brown, Kenny (Cincinnati, Ohio)	WB	1975-77-78-79
Blankenship, Brian (Omaha, Neb.)	OG	1983-85	Brown, Kris (Southlake, Texas)	PK	1995-96-97-98
Blatchford, Justin (Ponca, Neb.)	DB	2009-10-11-12	Brown, Lance (Papillion, Neb.)	WB	1995-96-97-98
Blazek, Mark (Valparaiso, Neb.)	S	1986-87-88	Brown, Lewis H. (Wisner, Neb.)	QB	1930-31
Bleekrode, Timmy (Atlanta, Ga.)	PK	2022	Brown, Maniaa (Salt Lake City, Utah)	NT	2001
Bloodgood, Elbert L. (Beatrice, Neb.)	QB	1923-24	Brown, Mike (Scottsdale, Ariz.)	S	1996-97-98-99
Bloom, Don (Omaha, Neb.)	HB	1949-50	Brown, Omar (Minneapolis, Minn.)	DB	2022-23
Bloom, Jeff (Rapid City, S.D.)	C	1977-78-79	Brown, Ralph II (Hacienda Heights, Calif.)	CB	1996-97-98-99
Blue, Anthony (Cedar Hill, Texas)	CB	2007-09	Brown, Robert (Cleveland, Ohio)	OG	1961-62-63
Blue, Wayne (Tecumseh, Neb.)	HB	1940-41	Brown, Todd (Holdrege, Neb.)	SE	1979-80-81-82
Bobbara, Lance (Amarillo, Texas)	OG	1987-88-89	Brown, Willis (Edmond, Okla.)	CB	1993
Bobolz, Lance (Dorchester, Neb.)	WB	1990	Brownson, Van (Shenandoah, Iowa)	QB	1969-70-71
Boerboom, Brian (Colorado Springs, Colo.)	OT	1989-90-91	Bruce, Mike (Omaha, Neb.)	OT	1980
Boerkircher, Ian (Aurora, Neb.)	OL	2021-22	Brungardt, Paul (Battle Creek, Neb.)	DT	1987-88-89
Boerkircher, Nate (Aurora, Neb.)	TE	2022-23	Brungardt, Tim (Norfolk, Neb.)	FB	1981-82-83
Boettner, Mic (Omaha, Neb.)	S	2001	Brunk, Kenny (Cozad, Neb.)	FB	1965-66
Bohanan, Bill (Corsicana, Texas)	FB	1958	Bryan, Dave (Osceola, Neb.)	MG	1986
Bokenkroger, William (Sabetha, Kan.)	E	1930	Bryant, Bill (Decatur, Ala.)	DT	1978
Boll, Don (Scribner, Neb.)	T	1950-51-52	Bryant, Charles (Omaha, Neb.)	G	1953-54
Bomberger, Bill (Columbus, Neb.)	HB	1967	Bryant, Chris (Aurora, Colo.)	DL	2005
Bond, John (Missouri Valley, Iowa)	RE	1958-59	Bryant, Jack (Tekamah, Neb.)	HB	1944
Bondi, Mauro (Boca Raton, Fla.)	PK	2011-13-14	Bryant, Tre (St. Louis, Mo.)	IB	2016
Bonner, Janiran (Ellenwood, Ga.)	FB	2023	Bryant, William (Ashland, Neb.)	G	1941-42
Bonness, Rick (Bellevue, Neb.)	C	1973-74-75	Buchanan, Eric (Overland Park, Kan.)	DE	1982
Booker, Dion (Oceanside, Calif.)	S	1998-99-00-01	Buchanan, Peter (Pierre Fonds, Quebec, Canada)	LB	1988
Booker, Michael (Oceanside, Calif.)	CB	1994-95-96	Buchanan, William (Ralston, Neb.)	G	1945
Booker III, Michael (Grand Prairie, Texas)	LB	2023	Buckhalter, Correll (Collins, Miss.)	IB	1997-98-99-00
Bootle, Dicaprio (Miami, Fla.)	DB	2017-18-19-20	Buckley, George (Boys Town, Neb.)	G	1967
Borders, Chief (Chicago, Ill.)	LB	2023	Buckley, Ru'Quan (Wyoming, Mich.)	DL	2023
Bordogna, John (Turtle Creek, Pa.)	QB	1951-52-53	Buckley, Winton (York, Neb.)	HB	1944
Bordy, Phil (Silver Creek, Neb.)	T	1941	Buda, Joe (Omaha, Neb.)	C	1968-69
Borer, Pat (Lincoln, Neb.)	FB	1983	Buettentback, Ben (Hastings, Neb.)	LB	1996-97-98-99
Borg, Charles T. (Omaha, Neb.)	C	1902-03-04-05	Buford Jr., Marques (DeSoto, Texas)	DB	2021-22
Borg, Randy (Alliance, Neb.)	DB	1971-72-73	Buller, Chad (Henderson, Neb.)	LB	2002-03
Bostick, Jon (Bellevue, Wash.)	SE	1989-90-91	Bullock, Alex (Omaha, Neb.)	WR	2023
Boswell, Hubert (Lincoln, Neb.)	HB	1931-32-33	Bullock, John (Omaha, Neb.)	LB	2021-22-23
Bourn, Don (Ponca, Neb.)	TE	1983-84	Bullocks, Daniel (Chattanooga, Tenn.)	SS	2002-03-04-05
Bowling, Jon (Lincoln, Neb.)	TE	1999-00-01-02	Bullocks, Josh (Chattanooga, Tenn.)	FS	2002-03-04
Bowman, Zackary (Anchorage, Alaska)	CB	2005-07	Bunch, Andrew (Thompson's Station, Tenn.)	QB	2018
Bradley, Dale (Lincoln, Neb.)	HB	1940-41-42	Bunker, Willard (Lincoln, Neb.)	E	1940-45-46
Bradley, Jaylin (Bellevue, Neb.)	IB	2017	Bunner, Bradley (Clarkson, Neb.)	CB	2020
Bradley, Stewart (Salt Lake City, Utah)	LB	2003-04-05-06	Burke, Dave (Layton, Utah)	CB	1982-83-84
Bradt, Fletcher H.	G	1894	Burkes, Javorio (Phoenix, Ariz.)	OT	2007-08
Brady, Jack (Miles City, Mont.)	E	1954-55	Burkhead, Rex (Plano, Texas)	IB	2009-10-11-12

C

Cox, Woody (Grosse Point, Mich.)	SE	1970-71	Demerath, Tim (Plainview, Neb.)	S	2001
Coyle, Mike (Omaha, Neb.)	PB	1973-74-75	Dennard, Alfonso (Rochelle, Ga.)	CB	2008-09-10-11
Craig, Curtis (Davenport, Iowa)	WK	1975-76-77	Dennis, Leslie (Bradenton, Fla.)	CB	1994-95-96
Craig, Hugh	FB	1904-06	Denslow, Lloyd (Hooper, Neb.)	E	1905-06
Craig, Roger (Davenport, Iowa)	IB	1980-81-82	Dermann, Kenneth (Nebraska City, Neb.)	G	1944
Crandall, Harry	HB	1899-00-01	Dem, George H.	T	1893-94
Craver, Keyuo (Harleton, Texas)	CB	1998-99-00-01	Dervin, John (Chicago, Ill.)	G	1962-63-64
Crenshaw, Marvin (Toledo, Ohio)	OT	1972-73-74	Detlefsen, Grant (Lincoln, Neb.)	P	2022
Crick, Jared (Cozad, Neb.)	DT	2008-09-10-11	Devall, Brad (O'Neill, Neb.)	WB	1988-90
Crippen, Jon (Houston, Texas)	CB	1989-90	Devinney		

Eger, Mike (South Bend, Ind.)	E	1958-62	Fischer, Pat (Lincoln, Neb.)	DB	1972-73
Eichelberger, Percy (Louisville, Miss.)	LB	1974-75-76	Fischer, Rex (Oakland, Neb.)	RB	1955
Eicher, Chad (Seward, Neb.)	FB	1996	Fischer, Richard (Valentine, Neb.)	HB	1936
Eisenhart, Ben (Culbertson, Neb.)	S	2005-06-07	Fischer, Tim (Lincoln, Neb.)	DB	1976-77-78
Eisenhart, Kerwin (Culbertson, Neb.)	FB	1942	Fisher, Jason (Antioch, Ind.)	LB	1993
Eldridge, Ralph (Norfolk, Neb.)	HB	1934-35	Fisher, Morris (Lincoln, Neb.)	E	1928-29
Elliott, E.B.	C	1909-10-11	Fisher, Sean (Omaha, Neb.)	LB	2009-11-12
Elliott, Ray	QB	1898	Fisher, Todd (Omaha, Neb.)	CB	1983
Ellis, John C. (Omaha, Neb.)	T	1935-36	Fisher, Tyler (Grand Island, Neb.)	FS	2005
Ellis, Phil (Grand Island, Neb.)	LB	1992-93-94-95	Fitzke, Roger (Harvard, Neb.)	C	1988-89
Ellyson, Garold (Newcastle, Neb.)	FB	1943	Flaum, Martin J. (Westminster, Colo.)	OT	2003
Elwell, John A. (Springfield, Neb.)	HB	1913	Fleeks, Josh (Dallas, Texas)	WR	2023
Ely, Lawrence (Grand Island, Neb.)	C	1930-31-32	Fleming, Jack (Kimball, Neb.)	T	1955-56
Emanuel, Dennis (North Bend, Neb.)	G	1951-58	Fletcher, Greg (Oxford, Neb.)	LB	1991
Emsick, Kyle (Lincoln, Neb.)	FB	1993	Fletcher, Howard (McCook, Neb.)	E	1948
Endorf, Dale (Wichita, Kan.)	PK	2003	Flippin, George (Stromsburg, Neb.)	HB	1892-93-94
Engebritson, Monte (Hastings, Neb.)	TE	1981-82-83	Flock, William Dean (Ord, Neb.)	HB	1958
Engelbert, Pat (Columbus, Neb.)	MG	1989-90-91	Florell, Randy (Holdrege, Neb.)	LB	1980
England, Gary (Salt Lake City, Utah)	T	1979-80	Flowers, Leodis (Omaha, Neb.)	IB	1988-89-90
Englehart, William (Omaha, Neb.)	FB	1902	Fluellen, Isaiah (Ramstein, Germany)	WR	2003-04-05
Englert, Gordon (Sioux Falls, S.D.)	QB	1956	Follmer, Eugene A. (Nelson, Neb.)	E	1902
English, Lowell (Lincoln, Neb.)	G	1935-36-37	Follmer, Harry R.	E	1898
Engstrom, Steve (Lincoln, Neb.)	T	1988-89-90	Foltz, Sam (Grand Island, Neb.)	P	2013-14-15
Eno, Gordon (College View, Neb.)	T	1930	Fonoti, Toniui (Hauula, Hawaii)	G	1999-00-01
Enunwa, Quincy (Moreno Valley, Calif.)	WR	2010-11-12-13	Forch, Steve (Lincoln, Neb.)	LB	1984-85-87
Erickson, Dan (Omaha, Neb.)	WR	2005-06-07	Foreman, Jay (Eden Prairie, Minn.)	LB	1995-96-97-98
Erickson, Mike (Omaha, Neb.)	G	2001-02-03-04	Foster, Derek (Elm Creek, Neb.)	DB	2014
Erstad, Darin (Jamestown, N.D.)	P/PK	1994	Foster, Jerald (Lincoln, Neb.)	OL	2015-16-17-18
Ervin Jr., Gabe (Buford, Ga.)	RB	2022	Foster, Trey (Lincoln, Neb.)	TE	2013-14-15-16
Erway, Don (Lincoln, Neb.)	QB	1954-55	Fouts, Kenneth	G	1914
Erwin, C.W.	FB	1898	Frahm, Harold (Beatrice, Neb.)	HB	1928-29-30
Etienne, LeRoy (New Iberia, La.)	LB	1985-86-87-88	Frain, Todd (Traynor, Iowa)	TE	1983-84-85
Evans, Brent (Chesterfield, Mo.)	LB	1980-81-82	Francis, Sam (Oberlin, Kan.)	FB	1934-35-36
Evans, Ciente (Arlington, Texas)	CB	2010-11-12-13	Francis, Vike (Lincoln, Neb.)	FB	1939-40
Evans, DeAngelo (Wichita, Kan.)	IB	1996-98	Frank, Ernest (Grand Island, Neb.)	HB	1910-11-12
Evans, Erik (Waverly, Neb.)	DL	2017	Frank, Harry A.	FB	1894
Evans, Tyler (Waverly, Neb.)	WR	2011-12-13	Frank, Owen A. (Grand Island, Neb.)	HB	1909-10-11
Eveland, Al (Ames, Neb.)	PK	1974-75-76	Frankie, Brendan (Gretna, Neb.)	PK	2021-22
Everett, Earl (Kansas City, Mo.)	WB	1974-76	Franklin, Andra (Anniston, Ala.)	FB	1977-78-79-80
Ewaraeye, Seppo (Laurel, Neb.)	DT	2002-04-05	Franks, Perry (Harrison, Iowa)	G	1936
Ewing, Henry W. (Lincoln, Neb.)	G	1907-08-09	Frazier, King (Lee's Summit, Mo.)	IB	2013
Eyman, Terry (Omaha, Neb.)	T	1988-89-90	Frazier, Tommie (Bradenton, Fla.)	QB	1992-93-94-95
F			Freitag, Albert (Grand Island, Neb.)	G	1912
Fahie, Tyrone (Virginia Beach, Va.)	DE	2010	Fricke, Donald (Hastings, Neb.)	C	1958-59-60
Fahrnbruch, Theodore (Crete, Neb.)	FB	1932	Fries, Gabe (Benkelman, Neb.)	LB	2001-02
Faiman, John (Omaha, Neb.)	QB	1960-62	Frost, Larry (Malcolm, Neb.)	HB	1967-68-69
Fair, Richard H.	FB	1894	Frost, Scott (Wood River, Neb.)	QB	1996-97
Falck, Levi (Circle Pines, Minn.)	WR	2020-21	Frum, Sidney T. (Homer, Neb.)	T	1907-08
Farley, George (Sioux City, Iowa)	HB	1927-28-29	Fryar, Charles (Burlington, N.J.)	CB	1986-87-88
Farley, Terrell (Columbus, Ga.)	LB	1995-96	Fryar, Irving (Mt. Holly, N.J.)	WB	1981-82-83
Farmer, Myles (Atlanta, Ga.)	S	2019-20-21-22	Fuamatu-Thomas, Comealius (Honolulu, Hawaii)	OL	2005
Farmer, Tanner (Highland, Ill.)	OL	2016-17-18	Fullman, Mike (Roselle, N.J.)	CB	1995-96
Farniok, Matt (Sioux Falls, S.D.)	OL	2017-18-19-20	Fultz, Mike (Lincoln, Neb.)	DT	1974-75-76
Faulkenberry, Josh (Arvada, Colo.)	LS	2014	Furrow, Bart (Fort Collins, Colo.)	OG	1992-93
Feist, Colton (Yutan, Neb.)	DL	2020-21-22	Fyfe, Ryker (Grand Island, Neb.)	QB	2014-16
Felici, Joey (Omaha, Neb.)	DB	2014	G		
Felici, Tony (Omaha, Neb.)	DE	1980-81-82	Gacusan, Joe (Lincoln, Neb.)	T	1958-59
Ferguson, Brad (Chadron, Neb.)	LB	1987-88	Gade, Gail (Omaha, Neb.)	C	1946
Ferguson, Gerald (Scottsbluff, Neb.)	HB	1948-49-50	Galbraith, Denis R. (Storm Lake, Iowa)	MG	1969
Ferguson, Tyrin (New Orleans, La.)	LB	2015-17-18	Galloway, William (Crawford, Neb.)	G	1928
Ferragamo, Vince (Carson, Calif.)	QB	1975-76	Galois, Ron (Lincoln, Neb.)	OG	1985-86
Fiala, Adrian (Omaha, Neb.)	LB	1967-68-69	Galter, Morris (Lincoln, Neb.)	C	1943
Fiala, David (Seward, Neb.)	FB	1992-93	Gamble, Jason (Santa Barbara, Calif.)	SE	1984-86
Fidone II, Thomas (Council Bluffs, Iowa)	TE	2023	Gangwish, Jack (Wood River, Neb.)	DE	2014-15
Finister, Demond (Boys Town, Neb.)	WB	1997	Gangwish, Paul (Gibson, Neb.)	DE	1985
Fink, Alex (Lincoln, Neb.)	HB	1945	Ganz, Joe (Palos Heights, Ill.)	QB	2006-07-08
Finley, Clint (Cuero, Texas)	S	1997-98-99-00	Garcia, Randy (Los Angeles, Calif.)	QB	1976-77
Finn, Jeff (Grand Island, Neb.)	TE	1978-79-80	Gardiner, Jimmy (Omaha, Neb.)	HB	1915-16
Finnin, Matt (Crete, Ill.)	OL	2013-14	Garrett, Chris (Snyder, Texas)	TE	1988-89-90-91
Fischer, (Richard) Allen (Princeton, Minn.)	T	1960-62	Garrett, Harry L.	FB	1896
Fischer, Cletus (St. Edward, Neb.)	QB	1945-46-47-48	Garrison, John (Blue Springs, Mo.)	C	1999-00-01-02
Fischer, Craig (Leigh, Neb.)	SE	1997	Garson, Glen (Fullerton, Calif.)	WB	1971-72
Fischer, Dan (Lincoln, Neb.)	CB	1980	Gartner, Ludwig (Lincoln, Neb.)	G	1931
Fischer, Eric (Leigh, Neb.)	DB	2000	Gary, Russell (Minneapolis, Minn.)	S	1978-79-80
Fischer, Kenneth (St. Edward, Neb.)	HB	1948-49	Gast, Reg (Lincoln, Neb.)	DE	1976-77
Fischer, Pat (Omaha, Neb.)	HB	1958-59-60			

Gates, Jay (Aurora, Colo.)	CB	1997	Grenfell, Bob (Philadelphia, Pa.)	G	1969-70
Gates, Nick (Las Vegas, Nev.)	OL	2015-16-17	Griesse, Ronald (Kearney, Neb.)	G	1963-64
Gatson, Pernell (Omaha, Neb.)	WB	1984	Griffin, Willie (Monrovia, Calif.)	DT	1986-87-88
Gatziolis, Jim (Chicago, Ill.)	T	1967	Grimm, Lloyd (Omaha, Neb.)	E	1937-38
Gaylord, Christian (Baldwin City, Kan.)	OL	2016-17-18-20	Grimminger, Harry (Grand Island, Neb.)	OG	1982-83-84
Gbayer, Mikai (Irvington, N.J.)	LB	2023	Grixby, Courtney (Omaha, Neb.)	CB	2004-05-06-07
Gdowski, Gerry (Fremont, Neb.)	QB	1987-88-89	Grixby, DeAntae (Omaha, Neb.)	FB	2000-01-02-03
Gdowns, Tom (Fullerton, Neb.)	DT	1980-81-82	Grobe, Corey (Oakland, Iowa)	TE	1988
Geddes, Ken (Boys Town, Neb.)	LB	1967-68-69	Groce, DeJuan (Garfield Heights, Ohio)	CB	1999-00-01-02
Gehman, Taylor (Omaha, Neb.)	DB	1987-88-89	Groskurth, Danny (Beemer, Neb.)	DT	1986
Geiken, Shane (Gothenburg,					

Hawkins, Hendley (Los Angeles, Calif.)	WB	1985-86-87	Holmes, Daryl (Chicago, Ill.)	DE	1980
Hawkins, James (Jefferson City, Mo.)	DB	1967-68	Holscher, Jim (Cook, Neb.)	WB	1985-87
Hawkins, Vincent (New Orleans, La.)	WB	1991-92	Holt, Matt (Lee's Summit, Mo.)	LB	2008
Hawkins, William (Beatrice, Neb.)	T	1955-56-57	Holt, Menelik (San Diego, Calif.)	WR	2006-07-08-09
Hayes, Bob (Bakersfield, Calif.)	OT	1975	Honas, Todd (Aurora, Neb.)	WR	2018
Hays, Mike (Papillion, Neb.)	FB	2008-09	Honas, Will (Wichita, Kan.)	ILB	2019-20
Hayward, William H.	T	1894-97	Hopewell, Isaac O.	C	1893
Hazard, Frank (Sioux City, Iowa)	G	1943	Hopkins, Lannie (Rowlett, Texas)	ROV	2002
Hazen, Jack (Omaha, Neb.)	E	1941-42-46-48	Hopp, Cliff (Hastings, Neb.)	FB	1951
Heard, Braylon (Youngstown, Ohio)	IB	2011-12	Hopp, Harry (Hastings, Neb.)	HB	1938-39-40
Hedrick, Corey (York, Neb.)	LB	1990	Hopp, Wallace (Hastings, Neb.)	FB	1942
Hegener, Stan (Lincoln, Neb.)	OG	1972-73-74	Hoppes, Tyler (Lincoln, Neb.)	TE	2016-17
Heibel, Micah (Lincoln, Neb.)	FB	1986-87	Horn, Rod (Fresno, Calif.)	DT	1977-78-79
Heins, Gabe (Kearney, Neb.)	PK	2022	Hornbacher, Bill (Rogers City, Mich.)	MG	1968-69
Heins, Mike (David City, Neb.)	S	1991-92-93	Hornberger, Evans S. (Lincoln, Neb.)	G	1910-11
Heiser, Tom (Columbus, Neb.)	WB	1974-75	Hornby, James (Lincoln, Neb.)	E	1945
Heldt, James (Scottsbluff, Neb.)	G	1934-35	Horne, David (Omaha, Neb.)	IB	2002-03-04
Heller, Tom (Kearney, Neb.)	DB	1968	Hoskins, Thurman (Turney, Mo.)	IB	1984
Helming, Jared (Springfield, Mo.)	OL	2004-05	Hoskinson, Matt (Battle Creek, Neb.)	OG	1995-96-97
Helu Jr., Roy (Danville, Calif.)	IB	2007-08-09-10	House, Gordon (Powell, Wyo.)	C	1921-22
Hemie, Jeff (Grand Island, Neb.)	CB	1998-99-00-01	Hovey, Lane (Adel, Iowa)	WR	2014-15
Hemphill, Austin (Gretna, Neb.)	RB	2019	Howard, Warren (Omaha, Neb.)	E	1912-13-14
Hendrickson, Emil G. (Shickley, Neb.)	G	1923	Howarth, Harry H. (West Point, Neb.)	QB	1918-19-20
Henery, Alex (Omaha, Neb.)	PK	2007-08-09-10	Howell, Edward E. (Omaha, Neb.)	FB	1926-27-28
Henning, Blake (Crete, Neb.)	LB	1986	Howell, John (Omaha, Neb.)	QB	1935-36-37
Henrich, Nick (Omaha, Neb.)	LB	2020-21-22-23	Howerter, Stuart (Omaha, Neb.)	G	1956-57
Henry, Ricky (Omaha, Neb.)	OL	2009-10	Hoy, George D. (Falls City, Neb.)	HB	1920-21-22
Henry, Stanley	HB	1919	Hoy, Rex (Lincoln, Neb.)	G	1947-49-50
Henry, Will (El Paso, Texas)	WR	2007-08-09-10	Hoyt, Charles E. (McCook, Neb.)	G	1918
Henson, Kyle (Waverly, Neb.)	OT	1997	Hubka, Elmer (Virginia, Neb.)	G	1932-33
Herbek, Jacob (Grand Island, Neb.)	DL	2023	Hubka, Ernest (Virginia, Neb.)	FB	1917-18-19-20
Herian, Matt (Pierce, Neb.)	TE	2002-03-04-06	Hubka, Ladas (Table Rock, Neb.)	G	1934-35
Herdmon, Clarence (Grand Island, Neb.)	T	1939-40-41	Hubka, Ladimer J. (Virginia, Neb.)	E	1923-24
Herrmann, Doug (Custer, S.D.)	DT	1981-82-83	Hudson, Corey Bill (Belvidere, Neb.)	T	1987
Herrmann, William (Osceola, Neb.)	G	1936-38-39	Huff, Mike (Ralston, Neb.)	OG	2005-06-07-08
Heskew, Josh (Mustang, Okla.)	C	1995-96-97-98	Huge, James (Holdrege, Neb.)	RE	1960-61-62
Hesse, Jon (Lincoln, Neb.)	LB	1994-95-96	Hughes, Jeff (Burlington, Vt.)	WB/P	1969-70-71
Hewitt, Don (Des Moines, Iowa)	E	1954-55	Hughes, Tyrone (New Orleans, La.)	SE	1989-90-91-92
Heydorff, Mark (La Crescenta, Calif.)	DB	1973-74	Hulbert, Corwin (Lincoln, Neb.)	T	1930-31-32
Heyne, Todd (Boulder City, Nev.)	LB	1993	Humm, Dave (Las Vegas, Nev.)	QB	1972-73-74
Hickman, Chris (Omaha, Neb.)	WR	2019-20-21	Humphrey, Bill (Libertyville, Ill.)	C	1992-93-94
Hickman, Jacob (Bakersfield, Calif.)	OL	2006-07-08-09	Humphrey, Lawrence (Sidney, Neb.)	OT	1976
Hicks, Lorenzo (Kansas City, Mo.)	CB	1986-87-88	Hunter, Fred M. (Blue Rapids, Kan.)	G	1899-02-03-04
Hicks, Robert (Los Angeles, Calif.)	CB	1989-90	Hurley, Dan (Omaha, Neb.)	OT	1979-80-81
Hiemer, Brian (Shelby, Neb.)	TE	1983-84	Husmann, Ed (Ogallala, Neb.)	T	1950-51-52
Higgs, Gary (Toledo, Ohio)	FB	1974-75-76	Huston, Kellen (Ankeny, Iowa)	CB	2003-04
Higman, Jerad (Akron, Iowa)	LB	1992-93-94	Hutcherson, James (Wellington, Kan.)	T	1936
Hilding, Marlin (Red Oak, Iowa)	E	1956	Hutchison, Harold (Lincoln, Neb.)	C	1923-24-25
Hill, Dan (Falls City, Neb.)	TE	1982	Hutmacher, Nash (Oacoma, S.D.)	DL	2021-22-23
Hill, Jeff (LaGrange, Ill.)	SE	1972-73	Hutton, Richard (Auburn, Neb.)	HB	1946-47-48
Hill, Robert (East St. Louis, Ill.)	C	1965-66	Hyde, Frederick D.	G	1892
Hill, Ryan (Arvada, Colo.)	TE	2008-09-10	Hyland, John (Lincoln, Neb.)	DE	1970-71-72
Hill, Sean (Lisle, Ill.)	TE	2007	Hyland, KC (Lincoln, Neb.)	WR	2010
Hill, Tommi (Orlando, Fla.)	DB	2022-23			
Hill, Travis (Pearland, Texas)	LB	1989-90-91-92			
Hilman, Matt (Colorado Springs, Colo.)	DT	1991			
Hineline, Curt (Bellevue, Wash.)	MG	1979-80-81	I		
Hipp, I.M. (Chapin, S.C.)	IB	1977-78-79	Ickes, Adam (Page, Neb.)	LB	2004-05
Hisey, Albert	G	1897	Ickes, Matt (Page, Neb.)	CB	2001
Hixson, Trent (Omaha, Neb.)	OL	2019-21-22	Incognito, Richie (Glendale, Ariz.)	OT	2002-03
Hochstein, Russ (Hartington, Neb.)	G	1997-98-99-00	Ingles, Guy (Omaha, Neb.)	SE	1968-69-70
Hoeffler, Mike (Norfolk, Neb.)	G	1984-85-86	Iodence, Brian (Hemingford, Neb.)	CB	1981
Hoffmann, Hugo (Lincoln, Neb.)	HB	1937	Irons, Jerry (The Woodlands, Texas)	MG	1991
Hogrefe, Quint (Auburn, Neb.)	LB	1995-96-97-98	Iverson, William (Hemingford, Neb.)	G	1938
Hohl, Erich (Gering, Neb.)	TE	1993			
Hohn, Robert (Beatrice, Neb.)	HB	1963-64	J		
Hoins, Steve (Bellevue, Neb.)	T	1974-75-76	Jackson, Brandon (Horn Lake, Miss.)	IB	2004-05-06
Hokuf, Stephen (Crete, Neb.)	E	1929-30-32	Jackson, Charles (Klein, Texas)	DB	2012-13
Holbein, Brendan (Cozad, Neb.)	SE	1993-94-95-96	Jackson, Damian (Las Vegas, Nev.)	DL/OLB	2020-21
Holbrook, Tim (Lexington, Neb.)	S	1981-82	Jackson, Harvey (Fresno, Texas)	S	2011-12-13
Hollins, Kenneth (Valley, Neb.)	F	1943-44	Jackson, Joel (Papillion, Neb.)	WR	2004
Holloran, William (Schuyler, Neb.)	T	1954	Jackson, Julius (Gainesville, Texas)	LB	1996-97-98-99
Holloway, Tony (Bellevue, Neb.)	DE	1983-85-86	Jackson, Justin (Roca, Neb.)	C	2011-12
Hollowell, T.J. (Copperas Cove, Texas)	LB	2000-01-02-03	Jackson, Lamar (Elk Grove, Calif.)	DB	2016-17-18-19
Hollstein, Gary (Rushville, Neb.)	CB	1970-71	Jackson, Leon (Pasco, Wash.)	IB	2005
Holm, Elmer (Omaha, Neb.)	G	1926-27-28	Jackson, Sheldon (Diamond Bar, Calif.)	TE	1995-96-97-98
Holmbeck, Harold (Beatrice, Neb.)	T	1931-34-35	Jackson, Tim (Dallas, Texas)	S	1987-88
			Jackson, Vershaw (Omaha, Neb.)	TE	1995-96-97

Jacobson, Larry (Sioux Falls, S.D.)	DT	1969-70-71			
Jacupke, Gerald (Fremont, Neb.)	G	1943-46-47			
Jaimes, Brenden (Austin, Texas)	OL	2017-18-19-20			
Jamail, Doug (Bellaire, Texas)	C	1970-71			
James, Theodore (Naperville, Ill.)	E	1926-27-28			
Jameson, Seth (Southlake, Texas)	DB	2013			
Jamrog, Jeff (Omaha, Neb.)	DE	1985-86-87			
Janik, Leonard (Chicago, Ill.)	DE	1965-66-67			
Janky, Tom (Chapman, Neb.)	PK	1988			
Janovich, Andy (Gretna, Neb.)	FB	2012-13-14-15			
Janssen, Bill (Grand Forks, N.D.)	DT	1969-71-72			
Jarmon, Sherwin (Detroit, Mich.)	DE	1968-69			
Jarzynka, Matt (Loup City, Neb.)	DL	2018			
Jean-Baptiste, Stanley (Miami, Fla.)	CB	2011-12-13			
Jefferson, Mike (Rowlett, Texas)	MG	1990			
Jeffries, Ralph (Omaha, Neb.)	G	1928-29			
Jenkins, Brad (Fort Collins, Colo.)	TE	1974-75			
Jenkins, Jason (Hammonton, N.J.)	DT	1994-95			
Jensen, Dave (Omaha, Neb.)	OT	1990-91-92			
Jeter, Tony (Weirton, W.Va.)	E	1963-64-65			
Judy, Elijah (Philadelphia, Pa.)	DL	2023			
Jewett, Cooper (Omaha, Neb.)	RB	2021-22			
Jobes, Raymond (Tecumseh, Neb.)	HB	1918-19			
Jobman, Randall (Lisco, Neb.)	LB	1987-88-89			
Johnk, Tim (Schuyler, Neb.)	FB	1989-90-91			
Johns, Garret (Aurora, Neb.)	DL	2016			
Johnson, Ardell (Chillicothe, Mo.)	DB	1972-73-74			
Johnson, Blanchard (Omaha, Neb.)	LB	2000			
Johnson, Brad (Harvard, Neb.)	C	1980-81-82			
Johnson, Brad (Ralston, Neb.)	OT	1985-86			
Johnson, Brandon (Chicago, Ill.)	DT	2006-07			
Johnson, Carl (Phoenix, Ariz.)	OT	1970-71			
Johnson, Clester (Bellevue, Neb.)	WB	1993-94-95			
Johnson, Craig (Omaha, Neb.)	IB	1978-79-80			
Johnson, Doug (Omaha, Neb.)	DE	1970-71			
Johnson, Emmett (Minneapolis, Minn.)	RB	2023			
Johnson, Eric (Phoenix, Ariz.)	LB	1996-97-98-99			
Johnson, Frank W. (Fullerton, Neb.)	E	1907-08-09			
Johnson, Harry (Valley, Neb.)	HB	1954-55			
Johnson, John (Norfolk, Neb.)	T	1944			
Johnson, Monte (Bloomington, Minn.)	DT	1970-71-72			
Johnson, Rahmir (Harlem, NYC, N.Y.)	RB	2019-20-21-22			
Johnson, Roger (Scandia, Minn.)	G	1945			
Johnson, Rudy (Aransas Pass, Texas)	DE	1961-62-63			
Johnson, Trevor (Lincoln, Neb.)	FB	2000-01-02-03			
Johnson, William (Stanton, Neb.)	DB	1963-64-65			
Johnson, William M.		1900			
Johnson, William N.		1904-05-06			
Johnston, Harry (Douglas, Neb.)	HB	1943			
Johnston, James H.	HB	1892-93			
Jones, Albin B.	G	1892-94			
Jones, Andre (Ft. Walton Beach, Fla.)	CB	2006-07			
Jones, Austin (Aurora, Colo.)	IB	2009-10-11			
Jones, Calvin (Omaha, Neb.)	IB	1991-92-93			
Jones, Chris (Jacksonville, Fla.)	DB	2014-15-16-17			
Jones, Chuck (Beatrice, Neb.)	DB	1974-75			
Jones, D.J. (Omaha, Neb.)	OL	2007-09-10			
Jones, Donta (LaPlata, Md.)	LB	1991-92-93-94			
Jones, Glenn (Omaha, Neb.)	C	1933			
Jones, Harry	E	1896			
Jones, Keith (Omaha, Neb.)	IB	1984-85-86-87			
Jones, Larry (Sidney, Neb.)	G	1956			
Jones, Lee (Omaha, Neb.)	DT	1985-86-87			
Jones, Marcel (Phoenix, Ariz.)	OT	2008-09-10-11			
Jones, Miles (Mirimar, Fla.)	WR	2019			
Jones, Robert (West Point, Neb.)	T	1960-61-63			
Jordan, Harrison (Omaha, Neb.)	FB	2014			
Jorgensen, Greg (Minden, Neb.)	OG	1975-76-77			
Joseph, Boaz (Weston, Fla.)	CB	2014-15-16			
Joseph, Mickey (Marrero, La.)	QB	1988-89-90-91			
Joy, Robert (Lincoln, Neb.)	E	1931-32			
Julich, Adam (Omaha, Neb.)	OT	1996-97-98-99			
Jurgens, Cam (Beatrice, Neb.)	OL	2019-20-21			
Justice, Charles (Grand Island, Neb.)	G	1929-30-31			
Justice, Glenn (Grand Island, Neb.)	G	1933-34			
Kabongo, Patrick (Montreal, Quebec, Canada)	DT	2000-01-02-03			
Kadavy, Andy (Seward, Neb.)	LB	2005-06			
Kaelin, Ken (Westerville, Neb.)	FB	1984-85-86			
Kahler, Robert (Grand Island, Neb.)	HB	1938-39-40			
Kahler, Royal (Grand Island, Neb.)	T	1938-39-40			
Kaiser, Loran (Farwell, Neb.)	DT	1997-98-99-00			
Kalu, Joshua (Houston, Texas)	DB	2014-15-16-17			
Kampe, Lester D. (Red Oak, Iowa)	G	1955-56-57			
Kane, John (Kansas City, Mo.)	LB	1975			
Karel, Reid (Seward, Neb.)	DB	2017-18-19			
Kastl, Paul (Lincoln, Neb.)	FB	2000-01-02			
Kathol, Gerald (Hartington, Neb.)	E	1940-41-42			
Keast, Steve (Oakland, Iowa)	DT	1990			
Keeler, Andy (Omaha, Neb.)	OG	1986-87-88			
Keeler, Mike (Omaha, Neb.)	DT	1981-83			
Keels, Joe (Kenosha, Wis.)	DE	2014			
Keiser, Dusty (Norfolk, Neb.)	TE	2003-04			
Kellar, C.E.	G	1896			
Keller, Sam (Danville, Calif.)	QB	2007			
Kelley, Jon (Lincoln, Neb.)	IB	1985-86-87			
Kellogg III, Ron (Omaha, Neb.)	QB	2012-13			
Kellogg, Sam	E	1917-19			
Kelly, Howard (Grand Island, Neb.)	C	1940-41			
Kelly, Lane (Omaha, Neb.)	LS	2003-04-05-06			
Kelly, Paul (Davie, Fla.)	LS	2014			
Kelsay, Chad (Auburn, Neb.)	RE	1995-96-97-98			
Kelsay, Chris (Auburn, Neb.)	RE	1999-00-01-02			
Kemp IV, Billy (Richmond, Va.)	WR	2023			
Kennedy, Max (Beatrice, Neb.)	HB	1951			
Kennedy, Michael (Omaha, Neb.)	G	1963-64-65			
Keriakedes, John (Lincoln, Neb.)	T	1933			
Kester, Tyler (Clearwater, Neb.)	DB	2007			
Ketter, Connor (Norfolk, Neb.)	TE	2016-17			
Kiehn, Erik (Omaha, Neb.)	G	1989			
Kiffin, Monte (Lexington, Neb.)	T	1961-62-63			
Kilbourne, Bruce (Lincoln, Neb.)	E	1931-32-33			
Kimball, Scott (Camarillo, Calif.)	SE	1982-83-84			
Kimmel, Miles (Sioux City, Iowa)	E	1966-68			
King, Sedrick (Plant City, Fla.)	LB	2016-17			
Kingsbury, Raymond	FB	1898-99-01			
Kingston, Ben (Omaha, Neb.)	FB	1996-98-99-99			
Kingston, Bob (Fremont, Neb.)	IB	1984			
Kinnaman, William (Lincoln, Neb.)	HB	1945			
Kinney, Jeff (McCook, Neb.)	HB	1969-70-71			
Kinnie, Brandon (Kansas City, Mo.)	WR	2009-10-11			
Kinsel, John (Council Bluffs, Iowa)	C	1972			
Kipper, Paul R. (Lincoln, Neb.)	E	1945			
Kirby, John (David City, Neb.)	G	1961-62-63			
Kirkland, Ron (West Bend, Wis.)	HB	1964-65-66			
Kitchen, Robert (McCook, Neb.)	C	1960			
Kitrell, Barry (Ashland, Neb.)	FB	1988			
Kitrell, Bo (Ashland, Neb.)	RB	2018			
Kitzelman, Max (Omaha, Neb.)	G	1952-53-56			
Kleiber, Dick (Hastings, Neb.)	G	1957			
Klein, Arthur (Plymouth, Pa.)	G	1955-56-57			
Klein, Dale (Seward, Neb.)	PK	1984-85-86			
Klem, John (Lincoln, Neb.)	WB	2000-01-02			
Klemke, George D. (Bayard, Neb.)	E	1922			
Klover, Braden (Wymore, Neb.)	FB	2023			
Klum, Arlo (Shenandoah, Iowa)	G	1938			
Knaak, Tyler (Cottonwood Heights, Utah)	OL	2023			
Knevel, David (Brantford, Ontario, Canada)	OL	2014-15-16-17			
Knight, Charles (Lincoln, Neb.)	HB	1944			
Knight, George (Lincoln, Neb.)	QB	1938-39-40			
Knox, Mike (Castle Rock, Colo.)	LB	1981-82-83-85			
Knox, Tyreese (Daly City, Calif.)	IB	1986-87-88			
Kobza, Dan (Shelby, Neb.)	LB	1967-68			
Koch, Brandon (Gothenburg, Neb.)	OG	2003-04-05			
Koch, Sam (Seward, Neb.)	P	2003-04-05			
Koehler, Colton (Harvard, Neb.)	LB	2008-09			
Koehler, John	C	1899-00-01			
Koellner, Greg (Haxton, Colo.)	MG	1990			
Koenig, Robert (Yankton, S.D.)	E	1944			
Koethe, Scott (Central City, Neb.)	OG	2000-01-02			
Kohl, Josh (Hastings, Neb.)	LB	1996-97-98			

Koinzan, John (Bartlett, Neb.)	E	1963-64	Lewis, Bill (Sioux City, Iowa)	C	1983-84-85
Kolarevic, Chris (Traverse City, Mich.)	ILB	2021-22	Lewis, Lance (Scott, Kan.)	FB	1988-90-91-92
Kollmorgen, Kyle (Lincoln, Neb.)	OG	1998-99-00-01	Lewis, Rodney (Minneapolis, Minn.)	CB	1979-80-81
Kolowski, Dave (Omaha, Neb.)	C	2002	Lewis, Tahaun (Colorado Springs, Colo.)	CB	1987-88-89
Kolterman, Nate (Seward, Neb.)	OT	2000-01-02	Licht, Jason (Yuma, Colo.)	G	1991
Kondolo, Chongo (Carrollton, Texas)	OG	2014-15	Liebertritt, Barret (Omaha, Neb.)	FB	2023
Kops, Lyle (Bassett, Neb.)	T	1943-44	Liebman, Morris	HB	1898
Korinek, Dennis (Ulysses, Neb.)	HB	1952-53-54	Liegl, Dave (Central City, Neb.)	CB	1978-79-80
Kosch, Bill (Columbus, Neb.)	S	1969-70-71	Liewer, Jamie (Atkinson, Neb.)	DT	1990-91-92
Kosch, Jesse (Columbus, Neb.)	P	1995-96-97	Liewer, Wyatt (O'Neill, Neb.)	WR	2020-21-22
Kosier, Richard (Watertown, S.D.)	T	1958-59-60	Liggett, Bob (Alquippa, Pa.)	DT	1968-69
Kositsky, Ed (York, Neb.)	T	1915-16-17	Lightbourn, Caleb (Washougal, Wash.)	P	2016-17-18
Koster, George (Lincoln, Neb.)	G	1929-30-31	Lightner, Keven (Hastings, Neb.)	OT	1985-86-87
Kotera, Jim (Bellevue, Neb.)	FB	1978-79-80	Liley, Tim (Lakewood, Colo.)	WR	2002-03
Kramer, Larry (Austin, Minn.)	OT	1962-63-64	Limbaugh, Jack (Algona, Iowa)	C	2003
Kramer, Thomas (Concord, Calif.)	QB	1959	Lindell, Don (Topeka, Kan.)	QB	1926
Krantz, Jeff (Bayard, Neb.)	SE	1985	Lindenmeyer, Luke (La Vista, Neb.)	TE	2023
Kratzenstein, Monte (Brady, Neb.)	TE	1987-88-89	Lindquist, Ric (Plattsmouth, Neb.)	CB	1979-80-81
Kreikemeier, Micah (West Point, Neb.)	LB	2012	Lindquist, Steve (Minneapolis, Minn.)	G	1975-76-77-78
Kreizinger, Everett (Bellwood, Neb.)	FB	1930-31	Lindsay, Spencer (Keamey, Neb.)	PK	2014-16
Krejci, Jeff (Schuyler, Neb.)	S	1979-80-81	Lindsey, Tyjon (Corona, Calif.)	WR	2017
Krenk, Mitch (Nebraska City, Neb.)	TE	1981-82	Lindstrom, Brett (Omaha, Neb.)	QB	2003
Kriemelmeyer, Walter P.	T	1917	Lindstrom, Dan (Oakland, Neb.)	DE	1978-79-80
Kriewald, Steve (Scotia, Neb.)	FB	2001-02-03-04	Lindstrom, Roger (Oakland, Neb.)	WB	1983-85
Kripal, Tom (Omaha, Neb.)	G	1954	Lingenfelter, Ben (Cherokee, Iowa)	DL	2020
Kroeker, John (Henderson, Neb.)	P	1986-87-88	Lingenfelter, Bob (Plainview, Neb.)	T	1974-75-76
Kroger, Ernest G.	FB	1907-08	Lingenfelter, Luke (Plainview, Neb.)	OL	2011
Kroger, Roscoe (Grand Island, Neb.)	T	1930	Lingenfelter, Newton (Plainview, Neb.)	OL	2005
Krug, Nathan (Chapman, Neb.)	DT	2004	Linstroth, Tom (Minneapolis, Minn.)	MG	1968
Kudrna, Roger (Red Cloud, Neb.)	C	1965-67	Lints, Bob (Brown City, Mich.)	MG	1966
Kuehl, Alan (Wausa, Wis.)	LB	1965-66-67	Lipps, Robert (Lincoln, Neb.)	G	1946-47-48
Kunalic, Adi (Fort Worth, Texas)	PK	2007-08-09-10	List, Gregg (Valentine, Neb.)	S	1996-97-98-99
Kunz, Lee (Golden, Colo.)	LB	1976-77-78	List, Jerry (Bay City, Mich.)	TE	1970-71-72
Kurtz, Scott (Omaha, Neb.)	LB	1989-90	Little, Ernest M. (Clarks, Neb.)	E	1906
Kwapick, Jeff (Circle Pines, Minn.)	OT	1980-81-82	Livingston, John (San Marcos, Calif.)	SE	1994
Kyros, George (Grand Island, Neb.)	DB	1972-73-74	Livingston, Scott (Lakewood, Calif.)	P/PK	1983-84
			Lloyd, Jaylen (Omaha, Neb.)	WR	2023
			Lock, Norman (Lincoln, Neb.)	T	1943
			Locke, Roland A. (North Platte, Neb.)	HB	1923-24-25
			Lockett, Frank (Richmond, Calif.)	SE	1977-78
			Loehr, Andy (Turtle Creek, Pa.)	E	1952-53-54
			Lofgren, Gus A.	E	1910-11
			Lohr, Jason (Tulsa, Okla.)	NT	1998-99-00-03
			Loken, Rocke (Littleton, Colo.)	SE	1977
			London, Frankie (Lake Charles, La.)	QB	1996-97-98-99
			Long, Andrew (Buffalo, Wyo.)	HB	1930
			Long, Chace (Wahoo, Neb.)	PK	2000
			Long, Chris (Blair, Neb.)	OL	2015
			Long, Jake (Elkhorn, Neb.)	TE	2011-12-13
			Long, Jeff (Norfolk, Neb.)	DT	1987
			Long, Roy (Blair, Neb.)	HB	1941-42-46
			Long, Spencer (Elkhorn, Neb.)	OG	2011-12-13
			Longwell, Brent (Homer, Neb.)	TE	1971-72-73
			Lonowski, Jack (Stromsburg, Neb.)	DT	1981
			Loos, Chris (Lincoln, Neb.)	G	2000
			Lopez, Joel (St. Charles, Ill.)	DL	2017
			Lord, Harrison S.	T	1892
			Lord, Jammal (Bayonne, N.J.)	QB	2000-01-02-03
			Lorenz, Fred (Lincoln, Neb.)	G	1944-45-46-47
			Love, Courtney (Youngstown, Ohio)	LB	2014
			Love, Preston (Omaha, Neb.)	RE	1963-64
			Lowe, Rex (Milwaukee, Wis.)	E	1969-70
			Luben, Trevin (Wahoo, Neb.)	RB	2023
			Lucas, Leroy (Omaha, Neb.)	T	1926-27-28
			Luck, Terry (Fayetteville, N.C.)	QB	1974-75
			Lucky, Marlon (North Hollywood, Calif.)	IB	2005-06-07-08
			Ludwick, Robert (Lincoln, Neb.)	E	1939-40-41
			Luhrs, Kevin (Omaha, Neb.)	DE	2005
			Lundberg, Lance (Wausa, Neb.)	T	1991-92-93
			Lundin, Alford	T	1905
			Luther, Walter (Cambridge, Neb.)	HB	1938-39-40
			Lutovsky, Henry (Crawfordsville, Iowa)	OL	2022-23
			Lux, Dean (North Bend, Neb.)	E	1955
			Lyall, Bob (Richland, Wash.)	C	1956
			Lyday, Allen (Wichita, Kan.)	CB	1981-82
			Lyman, Roy Link (McDonald, Kan.)	T	1918-19-21
			Lynum, Tamon (Orlando, Fla.)	CB	2020-23

L

Lackovic, Tim (Omaha, Neb.)	SE	1974
LaFleur, Bill (Norfolk, Neb.)	P	1995-96-97-98
Lake, Jeff (Robert) (Columbus, Neb.)	SE	1994-95-96-97
LaNoue, Gerald (Wisner, Neb.)	HB	1933-35
Lanphere, Edward E. (York, Neb.)	E	1918
Larsen, Pat (Fullerton, Neb.)	S	1980-81-82
Larson, Al (Sioux City, Iowa)	DB	1967-68-69
Larson, Jack (Funk, Neb.)	P	2001-02-03
Lawrence, Blake (Shawnee Mission, Kan.)	LB	2007-08-09
Lawson, Thomas (Parker, Colo.)	FB	2005-07-08
Lawson, Vinton (Omaha, Neb.)	E	1925-26-27
Layton, Marvin H.	FB	1921
Leader, David (Bloomfield, Neb.)	LB	1991-92
Lee Jr., Eric (Milton, Mass.)	DB	2016-17-18-19
Lee, Eward G. (Edgemont, S.D.)	E	1925-26-27
Lee, Jeff (Racine, Wis.)	SE	1977
Lee, John (Red Bank, N.J.)	MG	1973-74-75
Lee, Michael (Grand Island, Neb.)	E	1956-57
Lee, Oudious (Omaha, Neb.)	MG	1977-78-79
Lee, Tanner (Destrehan, La.)	QB	2017
Lee, Zac (San Francisco, Calif.)	QB	2009-10
LeFlore, Mark (Omaha, Neb.)	WR	2002-03-04-05
Legate, Billy (Clearwater, Neb.)	FB	1995-96-97-98
Legate, Tyler (Neligh, Neb.)	FB	2009-10-11
Leggett, Tyrone (Columbia, S.C.)	CB	1989-90-91
Lehigh, Pat (Lincoln, Neb.)	CB	1976
Leik, Francis (Hastings, Neb.)	G	1946
Leise, Daryl (Omaha, Neb.)	TE	1990-91
Lenhardt, Cameron (Staten Island, N.Y.)	DL	2023
Lenners, Curt (Filley, Neb.)	RE	1997
Leonardi, Chad (Canonsburg, Pa.)	OG	1973
LeRoy, Mark (Seattle, Wash.)	DB	1978-79
Lesh, W.W.	G	1903
Lessman, Randy (Sioux City, Iowa)	P	1974-75-76
Letcher, Paul (Lincoln, Neb.)	DB	1978-79
Leuck, Rob (Omaha, Neb.)	OG	1989
Lewandowski, Adolph (Chicago, Ill.)	E	1928-29
Lewellen, Verne (Lincoln, Neb.)	QB	1921-22-23
Lewis, Alex (Tempe, Ariz.)	OT	2014-15

M

Maasdam, Felber (Omaha, Neb.)	C	1929	McDole, Ron (Toledo, Ohio)	T	1958-59-60
Maggard, Rob (Olathe, Kan.)	OT	1984-85-86	McDonald, Gil (Lincoln, Neb.)	QB	1905-06
Magor, Louis	E	1909	McDonald, Lester (Grand Island, Neb.)	E	1934-35-36
Magsamen, Raymond (Lindsay, Neb.)	E	1948-49	McDuffy, Andre (Eules, Texas)	FB	1991-92
Maher, Brett (Kearney, Neb.)	P/PK	2009-10-11-12	McElroy, Mike (Grand Island, Neb.)	C	1981
Makell, Keith (Omaha, Neb.)	SE	1990	McFarland, Jim (North Platte, Neb.)	E	1968-69
Makovicka, Jeff (Brainard, Neb.)	FB	1992-93-94-95	McFarlin, Octavious (Bastrop, Texas)	LB	1994-95-96-97
Makovicka, Joel (Brainard, Neb.)	FB	1995-96-97-98	McGhee, Donnie (Flint, Mich.)	OT	1968-69-70
Malito, Chuck (Lakewood, Colo.)	SE	1974-75-76	McGill, Joe (Omaha, Neb.)	C	1950
Malone, Dan (Longview, Texas)	DT	1970	McGinn, Bernard (Arlington, Va.)	G	1963-64
Maloney, J.R.	G	1901	McGinn, Matt (Merna, Neb.)	DT	1999
Mandelko, Mike (Lexington, Neb.)	OG	1980-81-82	McGinnis, Kenneth (Ord, Neb.)	G	1935-36
Mandery, Avar (Tecumseh, Neb.)	HB	1924-25-26	McGlasson, Harold (Lincoln, Neb.)	QB	1919-21
Mandery, Roy J. (Tecumseh, Neb.)	E	1924-26	McGlasson, Ross (Lincoln, Neb.)	G	1921-22-23
Mangieri, P.J. (Peoria, Ill.)	LS	2009-10-11-12	McGraw, Greg (Milville, N.J.)	S	1998-99
Manley, Robert (Holdrege, Neb.)	QB	1930-31	McIlravy, Eldon (Tecumseh, Neb.)	FB	1937
Mann, Kurt (Grand Island, Neb.)	OL	2004-05-06	McKee, Jake (Goodland, Kan.)	TE	1998-99-00
Manning, Omar (Lancaster, Texas)	WR	2021-22	McKeon, Corey (Naperville, Ill.)	LB	2005-06-07
Manninger, Matt (Omaha, Neb.)	LB	2012	McKoy, Shamus (Raleigh, N.C.)	WR	2005
Manstedt, Steve (Wahoo, Neb.)	DE	1971-72-73	McMahon, Harold (Lincoln, Neb.)	QB	1917-18
Marco, Jon (Bellevue, Neb.)	LB	1986-87-88	McMillen, John (Council Bluffs, Iowa)	HB	1991-92
Markus, Steve (Kearney, Neb.)	LB	1977	McMullen, Dan (Belleville, Kan.)	G	1926-27-28
Marlowe, Tim (Youngstown, Ohio)	WR	2009-10-11-12	McMullen, Greg (Akron, Ohio)	DE	2013-14-15
Marrow, Mike (Holland, Ohio)	FB	2012	McNeill, Mike (Kirkwood, Mo.)	TE	2007-08-09-10
Marrow, Wallace (Omaha, Neb.)	QB	1926	McNitt, Luke (Kearney, Neb.)	TE	2015-16-17
Martig, Howard (Omaha, Neb.)	T	1941	McNulty, Joe (Wymore, Neb.)	FB	1963
Martin, Ben (Lincoln, Neb.)	DL	2007	McNutt, Robert (Colby, Kan.)	T	1942
Martin, Bob (David City, Neb.)	DE	1973-74-75	McPherson, Forrest (Fairbury, Neb.)	C	1930-31
Martin, Eric (Moreno Valley, Calif.)	DE	2009-10-11-12	McPherson, Lornell (Omaha, Neb.)	CB	2001-02-03-04
Martin, Harrison (Lincoln, Neb.)	PK	2019	McQuitty, Jaevon (Columbia, Mo.)	WR	2018
Martin, Jay (Waverly, Neb.)	DE	2009-10	McVay, Howard (Ogallala, Neb.)	E	1956
Martin, John (Wahoo, Neb.)	LB	1994	McWhirter, Steve (Fairfield, Iowa)	LB	1979-80-81-82
Martin, Noel (Clay Center, Kan.)	FB	1959-60-62	McWilliams, James		1946
Martin, Oliver (Coralville, Iowa)	WR	2020-21	McWilliams, Jon (Sidney, Neb.)	E	1953-54-55
Martinez, Adrian (Fresno, Calif.)	QB	2018-19-20-21	Mead, Everett (Hamburg, Iowa)	HB	1933
Martinez, Taylor (Corona, Calif.)	QB	2010-11-12-13	Meade, Ron (Canby, Minn.)	QB	1959-60-61
Martz, Max (Beatrice, Neb.)	RE	1957-58-59	Meagher, Harry (Steubenville, Ohio)	MG	1967
Masker, Matt (Kearney, Neb.)	QB	2022	Means, Andy (Holdrege, Neb.)	CB	1978-79-80
Mason, Cyrus P. (Lincoln, Neb.)	T	1902-03-04	Means, Arden (Lincoln, Neb.)	G	1943-47-48-49
Mason, David (Green Bay, Wis.)	S	1969-71-72	Meginnis, Harry (Lincoln, Neb.)	HB	1949
Mason, John (Lincoln, Neb.)	FB	1904-05	Meginnis, Sam (Lincoln, Neb.)	LS	2011
Mason, Nate (Greenville, Texas)	QB	1980-81-82-83	Mehlin, Ken (Humboldt, Neb.)	C	1991-92-93
Masterson, Bernard (Lincoln, Neb.)	QB	1931-32-33	Mehring, Neal (Grand Island, Neb.)	G	1934
Mastin, Guy (Auburn, Neb.)	E	1912-13	Mehring, Robert (Grand Island, Neb.)	G	1935-36-37
Mathers, James (Arapahoe, Neb.)	HB	1937	Meier, Franklin (Lincoln, Neb.)	C	1932-33-34
Mathis, Chris (Tecumseh, Neb.)	HB	1930-31-32	Meier, Fred (Lincoln, Neb.)	C	1939-40-41
Mathis, Ochaun (Manor, Texas)	EDGE	2022	Melford, William	C	1896-97-98
Mathison, Bruce (Superior, Wis.)	QB	1981-82	Mendoza, Marcus (Houston, Texas)	DB	2009-10-11
Matson, Charles		1895	Menning, Keegan (Fremont, Neb.)	OL	2023
Matters, Thomas H. (Omaha, Neb.)	T	1906-07	Meredith, Cameron (Huntington Beach, Calif.)	DE	2009-10-11-12
Mauer, Mark (St. Paul, Minn.)	QB	1979-80-81	Merrell, Jeff (Huntsville, Ala.)	MG.	1980-81-82
Mauga-Clements, Eteva (Plesant Hill, Calif.)	ILB	2020-21-22	Metheny, Fred (Lincoln, Neb.)	QB	1941-42-46
Maurice, Kevin (Orlando, Fla.)	DT	2013-14-15-16	Meyer, Derek (Campbell, Neb.)	OL	2009
Maxe, Bill (Brainard, Neb.)	E	1949-50	Meylan, Wayne (Bay City, Mich.)	MG	1965-66-67
May, Mathew (Imperial, Neb.)	LB	2008-09-10-11	Michka, Ron (Omaha, Neb.)	C	1961-62-63
Mazour, Wyatt (Albion, Neb.)	RB	2018-19	Mickel, Oliver (Chihuahua, Mexico)	FB	1902
McAllister, Eugene J. (Lincoln, Neb.)	E	1922-23	Mielenz, Frank	HB	1925-26
McBride, Clark (Lincoln, Neb.)	HB	1927-28-29	Mikos, Kory (Seward, Neb.)	T	1994-95-96
McBride, Jeff (Brule, Neb.)	DE	2004	Miles, Barron (Roselle, N.J.)	CB	1992-93-94
McCaffrey, Luke (Highlands Ranch, Colo.)	QB	2019	Miles, Jr., Barron (Montreal, Quebec, Canada)	WR	2023
McCallum, Lane (Norfolk, Neb.)	PK/S	2019-21	Miles, Paul (Princeton, N.J.)	IB	1983-84-85
McCann, Mitch (Omaha, Neb.)	FB	2016	Milius, Tom (Lincoln, Neb.)	DT	1996
McCant, Keithen (Grand Prairie, Texas)	QB	1990-91	Miller, A.H.	T	1907
McCashland, Dick (Geneva, Neb.)	C	1956-57-58	Miller, Brian (Hardy, Neb.)	LB	1988
McCashland, Mike (Lincoln, Neb.)	S	1982-83-84	Miller, Bryce (Elmwood, Neb.)	RE	1996
McClary, Dwayne (Rochester, N.Y.)	WB	1999-00	Miller, Cleo (Dallas, Texas)	CB	1985-86
McClelland, Tom (Turtle Creek, Pa.)	S	1970-71	Miller, Collin (Fishers, Ind.)	LB	2017-18-19-20
McCleoney, Maurice (Beaumont, Texas)	WB	1978	Miller, Dan (Hebron, Neb.)	OG	1975
McCloughan, Kent (Broken Bow, Neb.)	HB	1962-63-64	Miller, Gabe (Mishawaka, Ind.)	LS	2013
McCord, M. Jim (Fairbury, Neb.)	DT	1965-66-67	Miller, Grant (Peabody, Mass.)	FB	2005
McCormick, John (Omaha, Neb.)	OG	1985-86-87	Miller, Jack (Omaha, Neb.)	HB	1931-32-33
McCoy, Tim (Lincoln, Neb.)	SE	1987-89	Miller, Jim (Oshkosh, Neb.)	DE	1970
McCraday, Tim (Plainview, Neb.)	WB	1978-79-80	Miller, Junior (Midland, Texas)	TE	1977-78-79
McDaniel, Richard (Port Arthur, Texas)	RE	1959-60-61	Miller, Kevin (Hardy, Neb.)	DT	1989
McDermott, Conor (Omaha, Neb.)	TE	2012	Miller, Robin (Kent, Wash.)	IB	2000-01-03
McDermott, Donald (Harlan, Iowa)	G	1962	Miller, Salo (Mt. Gilead, Ohio)	E	1945
			Miller, William (Lincoln, Neb.)	HB	1943

Miller, Willie (Omaha, Neb.)	FB	1997-98-99-00	Murillo, Armando (Tampa, Fla.)	CB	2007-08
Millikan, Todd (Shenandoah, Iowa)	TE	1985-86-87-88	Murphy, James (Lexington, Neb.)	DB	1954-55-56
Mills, Dedrick (Waycross, Ga.)	RB	2019-20	Murphy, Jerry (Chicago, Ill.)	C	1965
Mills, George (Omaha, Neb.)	DT	1973-75	Murphy, Jim (Lexington, Neb.)	CB	1981-82
Mills, Jeff (Montclair, N.J.)	LB	1987-88-89	Murphy, John (Crawford, Neb.)	TE	2000
Mills, Leslie (Kearney, Neb.)	G	1904	Murray, Mike (Chicago, Ill.)	MG	1987-88-89
Mills, Robert (Lincoln, Neb.)	T	1936-37-38	Murtaugh, Jerry (Omaha, Neb.)	LB	1968-69-70
Milne, James (Crawford, Neb.)	E	1933	Murtha, Lydon (Hutchinson, Minn.)	OL	2005-06-07-08
Mink, George (Omaha, Neb.)	E	1952	Mushinskie, Larry (Temple City, Calif.)	TE	1973-74-75
Minnick, Jerry (Cambridge, Neb.)	T	1951-52-53	Muskin, Leonard (Omaha, Neb.)	T	1938-40
Minor, Harry R. (Auburn, Neb.)	HB	1907-08-10	Myers, Douglas	FB	1923-24
Minter, Mike (Lawton, Okla.)	S	1993-94-95-96	Myers, James (York, Neb.)	FB	1946-47
Mitchell, Johnny (Chicago, Ill.)	TE	1990-91	Myers, Lynn (Lincoln, Neb.)	G	1941
Mitchell, Josh (Corona, Calif.)	CB	2011-12-13-14			

O'Holleran, Jack (North Platte, Neb.)	WR	2003-04	Pensick, Dan (Columbus, Neb.)	DT	1977-78-79
O'Holleran, Mike (Sidney, Neb.)	FB	1973	Periard, Ed (Birch Run, Mich.)	MG	1968-69-70
O'Leary, John (Port Washington, N.Y.)	IB	1973-74-75	Perino, Jeff (Durango, Colo.)	QB	1996-99
O'Leary, T.J. (Omaha, Neb.)	LS	2006-07-08	Perrin, Dale	C	1907
O'Shea, Matt (Dallas, Texas)	DL	2005	Perry, F.D.	T	1903
Ober, Jordan (Las Vegas, Nev.)	LS	2015-16-17-18	Pesek, Jack (Ravenna, Neb.)	E	1946-47
Oberlin, Bob (West Allis, Wis.)	C	1952-53-54	Pesterfield, Jason (Pauls Valley, Okla.)	DT	1992-93-94
Octavien, Steve (Naples, Fla.)	LB	2006-07	Pete, Lawrence (Wichita, Kan.)	MG	1986-87-88
Oehrich, Arnold (Columbus, Neb.)	FB	1926-27	Peter, Christian (Locust, N.J.)	DT	1993-94-95
Ogard, Jeff (St. Paul, Neb.)	DT	1994-95-96	Peter, Jason (Locust, N.J.)	DT	1994-95-96-97
Ogden, Warren (Genoa, Neb.)	G	1923-24	Peters, Gus (Lexington, Neb.)	G	1935-36-37
Ohrt, Tom (Millard, Neb.)	T	1976-77-78	Petersen, Jerry (Cambridge, Neb.)	T	1954-56
Olds, Bill (Kansas City, Kan.)	FB	1970-71-72	Petersen, Kelly (Cozad, Neb.)	C	1965-66
Oliver, Jim (Shelton, Neb.)	C	1952-53	Peterson, Carl J. (Omaha, Neb.)	C	1921-22
Olsen, Jeff (Grant, Neb.)	LB	1993	Peterson, Dick (Madison, Neb.)	DE	1980
Olson, Don (Grand Island, Neb.)	G	1957-59	Peterson, Jerome (Port Allen, La.)	CB	1996-97
Okafor, Collins (Omaha, Neb.)	IB	2011	Peterson, John (Alma, Neb.)	MG	1971
Ommert, Ryan (Cambridge, Neb.)	WR	2003	Peterson, Scott (Peoria, Ariz.)	OG	1988-90
Opie, Harlan (Great Bend, Kan.)	DE	1987	Peterson, Todd (Grand Island, Neb.)	WR	2005-06-07-08
Orduna, Joe (Omaha, Neb.)	HB	1967-68-70	Petko, Mike (Anaheim, Calif.)	LB	1989-90-91
Ortis, Marco (Richmond, Va.)	LS	2023	Petsch, Roy (Scottsbluff, Neb.)	QB	1938-39-40
Ortiz, Tony (New York, N.Y.)	LB	1996-97-98-99	Petz, Harold (Nelson, Neb.)	E	1931
Orton, Greg (Nebraska City, Neb.)	OG	1983-84	Pfeiff, William (Lincoln, Neb.)	G	1937
Osberg, James (Minneapolis, Minn.)	OG	1965-66	Pflum, Walter (Enders, Neb.)	T	1932-33-34
Osborne, Courtney (Garland, Texas)	S	2009-10-11-12	Phelps, Thurston (Exeter, Neb.)	QB	1936-37-38
Osborne, Mike (Long Beach, Calif.)	DT	1972	Phillips, J.B. (Colleyville, Texas)	TE	2004-05-06-07
Osborne, Steven (Garland, Texas)	WR	2011-12	Phillips, Lawrence (West Covina, Calif.)	DE	1993-94-95
Otopalik, Hugo (David City, Neb.)	HB	1915-16-17	Phillips, Ray (Milwaukee, Wis.)	IB	1975-76
Ott, Steve (Henderson, Neb.)	G	1992-93-94-95	Pick, Brent (Wayne, Neb.)	OT	1990
Otte, Mike (Lincoln, Neb.)	SE	1985	Pickens, Bruce (Kansas City, Mo.)	CB	1988-89-90
Otte, Simon (York, Neb.)	OLB	2019-20-21-22	Pickens, Robert (Evanston, Ill.)	OT	1966
Oury, W. Harry	C	1893-94	Pickering, Barret (Birmingham, Ala.)	PK	2018-19
Ozigo, Devine (Sachse, Texas)	IB	2015-16-17-18	Picou, Jordan (Rialto, Calif.)	OG	2007
P			Pieper, Cameron (Lincoln, Neb.)	LS	2020-21-22
Pabis, Bob (Monessen, Pa.)	MG	1970	Pierson-Ei, De'Mornay (Alexandria, Va.)	WR	2014-15-16-17
Pace, Eugene	QB	1891-92-93	Pike, Gary (Pueblo, Colo.)	OL	2004-05
Packard, Leonard R.	FB	1895-96	Pilkington, Ross (Fort Collins, Colo.)	WR	2002-03-04
Packer, Berne (Lincoln, Neb.)	FB	1930	Pillen, Clete (Monroe, Neb.)	LB	1974-75-76
Paige, Woody (San Francisco, Calif.)	CB	1983-85	Pillen, Jim (Monroe, Neb.)	DB	1976-77-78
Painter, Robby (Centennial, Colo.)	OL	2016	Pillsbury, Melville	FB	1898-00-01
Palmer, Tony (Omaha, Neb.)	DT	1987	Piper, Ethan (Norfolk, Neb.)	OL	2020-21-22-23
Palmer, Trey (Kentwood, La.)	WR	2022	Pippens, Jerrell (Philadelphia, Pa.)	S	2000-01-02-03
Panico, Santino (Libertyville, Ill.)	WR	2004	Pittman, Kade (North Platte, Neb.)	IB	2004
Panneton, Rick (Walnut, Calif.)	TE	1974-75	Pitts, John (Flint, Mich.)	LB	1970-71-72
Pappas, Tom (Riverside, Calif.)	LB	1966	Placek, Emil (Wahoo, Neb.)	QB	1895-96
Parker, Stan (Bellevue, Neb.)	OG	1984-85-86	Pleasant, Dan (Craig, Colo.)	SE	1990-91
Parrella, John (Grand Island, Neb.)	DT	1990-91-92	Plock, Marvin (Lincoln, Neb.)	HB	1936-37-38
Parsons, Kevin (Springfield, Mo.)	LB	1983-84-85-86	Poeschl, Randy (Fremont, Neb.)	DT	1976-77-78
Parsons, Rollin (Lincoln, Neb.)	HB	1933-34	Poggemeyer, Ronald (Nebraska City, Neb.)	S	1965-66
Partington, Joe (Lincoln, Neb.)	QB	1942-46-47	Pokorny, Brian (Bellwood, Neb.)	CB	1983-85
Paschall, Willie (San Antonio, Texas)	HB	1962-63-64	Pola-Gates, Noa (Gilbert, Ariz.)	S	2020-21
Pate, Tom (Omaha, Neb.)	DE	1972-73-74	Polk, Carlos (Rockford, Ill.)	LB	1997-98-99-00
Patrick, Chris (Ithaca, Mich.)	OL	2005-06	Pollack, Fred (Omaha, Neb.)	OT	1994-95-96-97
Patrick, Frank (Derry, Pa.)	QB	1967-68-69	Ponseigo, Joe (Chicago, Ill.)	G	1949-51
Patterson, Glenn (Worland, Wyo.)	OT	1967-68-69	Ponseigo, John (Chicago, Ill.)	G	1958-59
Patton, Jerry (Saginaw, Mich.)	DT	1965-66-67	Popplewell, Brett (Melbourne, Australia)	SE	1992-93
Patton, Robert (Lincoln, Neb.)	G	1943	Porter, Budge (Nebraska City, Neb.)	DB	1976-77
Paul, Marvin (Fremont, Neb.)	HB	1929-30-31	Porter, George (Denver, Colo.)	HB	1939
Paul, Niles (Omaha, Neb.)	WR	2007-08-09-10	Porter, Grove (Nebraska City, Neb.)	QB	1914
Paulson, Jerry (Dell Rapids, S.D.)	G	1951-52	Porter, Morton (Nebraska City, Neb.)	G	1943
Pavelka, Dennis (Hastings, Neb.)	OT	1974	Porter, Scott (Nebraska City, Neb.)	FB	1983-84
Payne, Pheldarius (Suffolk, Va.)	OLB	2020-21	Porterfield, James C. (Fullerton, Neb.)	T	1892
Paynich, George (Des Plaines, Ill.)	E	1950-51	Pospisil, Frank	G	1924-25
Peaker, Harold (Kearney, Neb.)	QB	1927-28-29	Post, Doran (Shelton, Neb.)	C	1955
Pearse, Arthur	T	1896-97-99	Potadle, Paul (Tekamah, Neb.)	G	1979
Pearson, Monte (Schuyler, Neb.)	T	1911-12	Potter, Herbert (Seward, Neb.)	QB	1911-12-14
Pedersen, Jon (Grand Island, Neb.)	C	1992-93	Potter, Zach (Omaha, Neb.)	DE	2005-06-07-08
Peeetz, Jake (O'Neill, Neb.)	LS	2005	Poulosky, Andy (Ponca, Neb.)	DE	2006-07
Peeetz, Phil (Elkhorn, Neb.)	TE	2001-02-03	Povendo, Nick (Keller, Texas)	OT	2002-03-04
Pelini, Mark (Youngstown, Ohio)	C	2012-13-14	Powell, Ralph (Detroit, Mich.)	FB	1972-73
Penland, Aaron (Jacksonville, Fla.)	LB	1992-93-94-95	Powell, Vernon (East St. Louis, Mo.)	CB	1990-91
Penland, Matt (Jacksonville, Fla.)	LB	1990-92	Powers, Warren (Kansas City, Mo.)	HB	1960-61-62
Penney, Tom (Augusta, Kan.)	E	1966-67-68	Praeuner, Wade (Battle Creek, Neb.)	DE	1981-82-83
Penny, Jon (Lawrence, Kan.)	LB	2000	Prater, Kelly (Clearwater, Neb.)	WB	1991
Penny, Thomas Lee (Tabor, Iowa)	E	1931-32-33	Presnell, Glenn (DeWitt, Neb.)	HB	1925-26-27
Pensick, Cole (Lincoln, Neb.)	OL	2010-11-12-13	Preston, Fred (Fairbury, Neb.)	E	1939-40-41
			Preston, Glen A. (Kalamazoo, Mich.)	QB	1921-22

Prevette, Jim (Hastings, Neb.)	LB	1993	Rice, Dan (Cincinnati, Ohio)	C	1979
Price, Givens (Houston, Texas)	OL	2013-14	Rice, John D.	T	1906
Prochaska, George (Ulysses, Neb.)	G	1950-51-52	Rice, Thomas (Lincoln, Neb.)	DE	2007
Prochaska, Ray (Ulysses, Neb.)	E	1938-39-40	Richards, Raymond (Pawnee City, Neb.)	T	1927-28-29
Prochazka, Teddy (Elkhorn, Neb.)	OL	2021-23	Richards, Wil (Lee's Summit, Mo.)	DB	2011-12-13
Proctor, Brodie (Kearney, Neb.)	HB	1915	Richardson, John (Lincoln, Neb.)	E	1935-36-37
Proffitt, Todd (Hartford, Conn.)	MG	1983-85	Richenberger, Jason (Liberty, Mo.)	LB	2001
Prucka, Frank (Omaha, Neb.)	E	1928-29-30	Richnafsky, Dennis (Clairton, Pa.)	SE	1965-66-67
Pruitt, Bryan (Midlothian, Ill.)	OG	1993-94	Rick, Randy (Dubuque, Iowa)	DE	1976-77
Pruitt, Ron (Compton, Calif.)	DT	1973-74-76	Ricketts, Pat (Omaha, Neb.)	CB	2000-01-02-03
Prusia, Dick (Franklin, Neb.)	C	1957	Riddell, Ted E. (Beatrice, Neb.)	E	1915-16-17
Przystup, William (Oviedo, Fla.)	P	2019-20-21	Ridder, Anthony (West Point, Neb.)	DB	2015
Pscenik, Beau (Houston, Texas)	RB	2022	Ridder, Dave (West Point, Neb.)	DE	1981-82-83
Pucelik, John (Spencer, Neb.)	G	1919-20-21	Rigoni, Brandon (Lincoln, Neb.)	SS	2004-05-06
Pullen, Jeff (Central City, Neb.)	MG	1975-76-77	Riley, Jordon (New Bern, N.C.)	DL	2020-21
Punt, Tom (Sioux City, Iowa)	OT	1988-89-90	Rimington, Dave (Omaha, Neb.)	C	1979-80-81-82
Purcell, Donald (Omaha, Neb.)	E	1959-60-61	Ringenberg, Kyle (Elkhorn, Neb.)	TE	2001-02
Purdy, Chubba (Queen Creek, Ariz.)	QB	2022-23	Ringer, John (Lincoln, Neb.)	G	1899-00-01-02-03
Purdy, Leonard (Beatrice, Neb.)	HB	1911-12-13	Roach, Trevor (Elkhorn, Neb.)	LB	2011-12-14
Purify, Maurice (Eureka, Calif.)	WR	2006-07	Robbins, J.S.	C	1896
Putnam, Sean (O'Neill, Neb.)	MG	1986-87	Roberts, Avery (Wilmington, Del.)	LB	2017
			Roberts, Mike (Omaha, Neb.)	S	1995-96
			Robertson, Claud H.	T	1903
			Robertson, Rob R.	E	1923
			Robertson, Tyrone (Toledo, Ohio)	T	1960-61-62
			Robinson, Dontrayevous (Euleess, Texas)	IB	2009-10
			Robinson, Magnus (Norfolk, Neb.)	HB	1945
			Robinson, Ty (Gilbert, Ariz.)	DL	2020-21-22-23
			Robinson, Wan/Dale (Frankfort, Ky.)	WR	2019
			Robison, Joey (Bertrand, Neb.)	CB	2004-05
			Roby, John (Nelson, Neb.)	E	1931-32-33
			Rodgers, Johnny (Omaha, Neb.)	WB	1970-71-72
			Rodgers, Terry (National City, Calif.)	IB	1986-88-89
			Rodriguez, Andrew (Aurora, Neb.)	OL	2010-11-12-13
			Rogers, Casey (Syracuse, N.Y.)	DL	1919-20-21
			Rogers, Paul (Rock Rapids, Iowa)	PK/CB	1968-69-70
			Rogers, Phil (Tucson, Ariz.)	MG	1985
			Rogers, Terry (Columbus, Neb.)	DB	1972-73-74
			Rohn, Henry (Fremont, Neb.)	FB	1939-40
			Rohrig, Herman (Lincoln, Neb.)	HB	1938-39-40
			Rolfsmeyer, William (Lincoln, Neb.)	G	1945
			Rolston, Dirkes (Forsyth, Mont.)	HB	1952-54
			Rome, Chase (Columbia, Mo.)	DT	2011-12
			Rood, Jed (Columbus, Ohio)	G	1961-62
			Rooney, Patrick (Nebraska City, Neb.)	HB	1943-46
			Roschal, John (Houston, Texas)	G	1988-89
			Rose, Austin (Lincoln, Neb.)	LB	2017-18
			Rose, Jonathan (Leeds, Ala.)	CB	2013-14-15
			Rose-Ivey, Michael (Kansas City, Mo.)	LB	2013-15-16
			Ross, Clinton T. (Lincoln, Neb.)	G	1913
			Ross, Cory (Denver, Colo.)	IB	2002-03-04-05
			Ross, Emmett H.	G	1918
			Ross, Willie (Helena, Ark.)	HB	1961-62-63
			Roth, Tim (Hermosa Beach, Calif.)	OT	1983-84-85
			Rother, Tim (Bellevue, Neb.)	DT	1986-87
			Rowley, Claude (Clyde, Kan.)	HB	1928-29-30
			Roy, Dorrick (Inglewood, Calif.)	TE	1997
			Rozier, Guy (Camden, N.J.)	S	1983-85
			Rozier, Mike (Camden, N.J.)	IB	1981-82-83
			Rucker, Mike (St. Joseph, Mo.)	RE	1995-96-97-98
			Runty, Jay (Elkhorn, Neb.)	QB	1998
			Runty, Steve (Ogallala, Neb.)	QB	1972-73
			Rupert, Dick (Los Angeles, Calif.)	OG	1970-71
			Russell, Fay H. (Elgin, Kan.)	QB	1928
			Russell, Richard (Lincoln, Neb.)	HB	1911
			Russell, Robert C. (Washington, D.C.)	QB	1919-21-22
			Rutherford, Jon (Midwest City, Okla.)	OG	1998-99-00-01
			Rutherford, Richard B. (Beatrice, Neb.)	HB	1913-14-15
			Ruud, Barrett (Lincoln, Neb.)	LB	2001-02-03-04
			Ruud, Bo (Lincoln, Neb.)	LB	2004-05-06-07
			Ruud, John (Bloomington, Minn.)	LB	1978-79
			Ruud, Tom (Bloomington, Minn.)	LB	1972-73-74
			Ryan, Eric (Overton, Neb.)	RE	1999
			Ryan, L.	E	1900

Q

Quindt, Brandon (Scottsbluff, Neb.)	S	1997
Quinn, Jeff (Ord, Neb.)	QB	1978-79-80
Qvale, Brent (Williston, N.D.)	OL	2010-11-12-13

R

Rafdal, Kurt (Carmel, Ind.)	TE	2018-19
Rahn, Gabe (Le Mars, Iowa)	WR	2016-17
Raiola, Dominic (Honolulu, Hawaii)	C	1998-99-00
Raish, Clarence (Grand Island, Neb.)	G	1925-26-27
Ramaekers, Kevin (Norfolk, Neb.)	DT	1991-92-93
Ramey, Robert (Lincoln, Neb.)	C	1936-37-39
Randels, Ray A. (St. Anthony, Neb.)	T	1925-26-27
Randle, Thaddeus (Galena Park, Texas)	DT	2010-11-12-13
Raridon, Scott (Mason City, Iowa)	T	1981-82-83
Rasmussen, John (Oshkosh, Wis.)	E	1915
Rath, Kramer (Lincoln, Neb.)	PK	2017
Rath, Logan (Giltner, Neb.)	DT	2016
Rathbone, Harvey	FB	1909-10
Rathman, Tom (Grand Island, Neb.)	FB	1983-84-85
Ray, George (Grand Island, Neb.)	T	1928-29
Raymond, Isaac P.	FB	1900
Raymond, Steve (Gering, Neb.)	LB	1999
Reasoner, Ira	T	1898-99
Redding, Dave (North Platte, Neb.)	DE	1973-74-75
Redwine, Jarvis (Inglewood, Calif.)	IB	1979-80
Reece, John (Houston, Texas)	CB	1989-91-92-93
Reed, Antonio (Memphis, Tenn.)	DB	2015-16-17-18
Reed, Kyler (Shawnee, Kan.)	TE	2009-10-11-12
Reese, Carroll (Chappell, Neb.)	T	1933-34
Reese, Herbert E. (Omaha, Neb.)	E	1948-49-50
Reese, Herbert S.	HB	1915
Reeves, Gregg (Wahoo, Neb.)	DE	1983-84-85
Reeves, Randy (Omaha, Neb.)	DB	1967-68-69
Reeves, Ryne (Crete, Neb.)	OL	2012-13-14-15
Regier, Dick (San Luis Obispo, Calif.)	T	1949-50-51
Reichel, Henry (Lincoln, Neb.)	HB	1942
Reifenrath, Ray (Dakota City, Neb.)	T	1990-91
Reilly, Brad (Lincoln, Neb.)	LB	1990
Reilly, Brandon (Lincoln, Neb.)	WR	2013-14-15-16
Reimer, Luke (Lincoln, Neb.)	LB	2019-20-21-22-23
Reimers, Bryan (Lincoln, Neb.)	WR	2016-17-18
Reinhardt, John (Littleton, Colo.)	MG	1983-84
Reninger, Clyde (South Sioux City, Neb.)	T	1945
Retzlaff, Ted (Waverly, Neb.)	PK	1995-96-97
Revelle, Bob (Sierra Madre, Calif.)	SE	1972
Reynolds, Bobby (Grand Island, Neb.)	HB	1950-51-52
Reynolds, Harry Burch	FB	1918
Reynolds, Khari (Mays Landing, N.J.)	CB	1997
Reynolds, Rod (Lexington, Neb.)	DT	1983-85
Rhea, Hugh (Arlington, Neb.)	T	1929-30-31
Rhoda, Donald (York, Neb.)	T	1955-56-57
Rhodes, John R. (Ansley, Neb.)	HB	1923-24-25
Rhodes, Roscoe B. (Creighton, Neb.)	E	1916-17

S

Saalfeld, Chris (North Bend, Neb.)	OG	2000	Selzer, John (Scottsbluff, Neb.)	HB	1944
Saalfeld, Kelly (Columbus, Neb.)	C	1977-78-79	Selzer, Milton (Scottsbluff, Neb.)	HB	1914-16
Sack, Duane (Plattsmouth, Neb.)	G	1945	Senkbeil, Lynn (Salina, Kan.)	LB	1964-65-66
Safranek, Steve (Omaha, Neb.)	LB	2001-02-03	Senske, Matt (Bellevue, Neb.)	FB	2007
Sailors, Don (Omaha, Neb.)	E	1948	Septak, Chris (Omaha, Neb.)	TE	2003
Salerno, Patrick (Omaha, Neb.)	E	1960-61	Settles, Bill (Lincoln, Neb.)	CB	1988
Salestrom, Darwin (St. Edward, Neb.)	G	1947-48-49	Sewell, Josh (Lincoln, Neb.)	C	2002-03
Salisbury, Randall (Elwood, Neb.)	C	1943	Shada, Alex (Wahoo, Neb.)	TE	2003
Saltsman, Scott (Wichita Falls, Texas)	DT	1994-95-96	Shamblin, Dave (LaVerne, Calif.)	SE	1973-75-76
Samuel, Tony (Jersey City, N.J.)	DE	1975-76-77	Shaner, George O. (North Platte, Neb.)	E	1925-26-27
Samuelson, Carl (Grand Island, Neb.)	E	1946-47	Shanley, Andrew (St. Edward, Neb.)	FS	2003-04-05-06
Sand, Andy (Lincoln, Neb.)	FB	2007	Shanley, Scott (St. Edward, Neb.)	LB	1999-00-01-02
Sandage, Gene (Sioux City, Iowa)	HB	1957	Shaw, Brian (Deweese, Neb.)	LB	1996-97-98-99
Sanders, Marvin (Markham, Ill.)	S	1987-88-89	Shaw, Edson (Tecumseh, Neb.)	T	1915-16-17
Sanford, Phalen (Benkelman, Neb.)	DB	2020-21-22-23	Shaw, Lawrence I. (Osceola, Neb.)	T	1917
Sanger, Rich (Ovid, Colo.)	P/PK	1971-72-73	Shaw, Matt (Lincoln, Neb.)	TE	1992-93-94
Santos, David (Klein, Texas)	LB	2012-13-14	Shaw, Pat (Aurora, Neb.)	LB	1986
Sapp, Guy (Lincoln, Neb.)	E	1958	Shead, Ken (Plano, Texas)	LB	1983-84-85
Sauer, George (Lincoln, Neb.)	FB	1931-32-33	Shedd, Charlie F. (Fairfield, Neb.)	E	1901-02
Shabackner, William (Minden, Neb.)	E	1951-52-53	Shedd, George	FB	1896-97-01
Schellen, Mark (Waterloo, Neb.)	FB	1982-83	Sheppard, Von (St. Paul, Minn.)	WB	1985-86-87
Schellenberg, Elmer	HB	1917-18-19	Sherlock, John (Omaha, Neb.)	OT	1982-83
Scherer, Bernard (Dallas, S.D.)	E	1933-34-35	Sherman, James (LaVerne, Calif.)	OG	1996-97-98-99
Scherer, Leo V. (North Platte, Neb.)	HB	1920-21-22	Shields, Paul (Omaha, Neb.)	G	1913-14-15
Scherzinger, Victor (Nelson, Neb.)	FB	1929	Shields, Will (Lawton, Okla.)	OG	1989-90-91-92
Schleich, Victor (Lincoln, Neb.)	T	1940-41-42	Shindo, Kenneth (Grand Island, Neb.)	E	1937-38
Schleiger, Robert (Omaha, Neb.)	E	1946-49	Shirey, Fred (Latrobe, Pa.)	T	1935-36-37
Schlesinger, Cory (Duncan, Neb.)	FB	1992-93-94	Shonka, Sylvester V. (Able, Neb.)	T	1909-10-11
Schleusener, Randy (Rapid City, S.D.)	OG	1978-79-80	Shook, Matt (Medina, Ohio)	C	2000-01
Schluter, Ulysses (Fremont, Neb.)	T	1932	Short, Richard (Omaha, Neb.)	C	1945
Schmadeke, Damon (Albion, Neb.)	IB	1993	Shue, James E.	E	1893-94
Schmadeke, Darren (Albion, Neb.)	CB	1993-94-95	Sichterman, Matthew (Cincinnati, Ohio)	OL	1919-20-21
Schmidt, Dan (North Platte, Neb.)	G	1974-75-76	Siebler, Bryan (Fremont, Neb.)	S	1984-85-86
Schmidt, Francis A.	E	1905	Siegel, Shane (Grand Island, Neb.)	SS	2002-03-04
Schmidt, Sam (Wood River, Neb.)	FB	1987-88-89	Sieler, Tom (Las Vegas, Nev.)	PK	1991-92-93-94
Schmit, Bob (Boys Town, Neb.)	LB	1972-73	Siemer, Dale (Denison, Iowa)	G	1959
Schmitt, Harold (Lincoln, Neb.)	E	1931	Sievers, Chad (Valley, Neb.)	LB	2002-03-04
Schneider, Alec (Scottsbluff, Neb.)	E	1945	Sievers, Clayton (Elkhorn, Neb.)	DE	2005-06-07-08
Schneider, Dave (Plattsmouth, Neb.)	PK	1983	Sigler, Ernie (Dallas, Texas)	QB	1967-68
Schneider, Dean (Inman, Neb.)	LB	1993	Sim, Eugene (Nebraska City, Neb.)	T	1942
Schneider, Gary (O'Neill, Neb.)	S	1982-83-85-86	Simdorn, Jason (Dannebrog, Neb.)	S	1993
Schneider, Jeff (Lincoln, Neb.)	DB	1973	Simmons, Kenneth (Valentine, Neb.)	HB	1941
Schneider, Robert (Nebraska City, Neb.)	E	1943-48	Simmons, Marques (Davenport, Iowa)	IB	2002
Schneiss, Dan (West Bend, Wis.)	P	1968-69-70	Simmons, Ricky (Greenville, Texas)	SE	1980-82-83
Schnitzler, Craig (Battle Creek, Neb.)	P	1987	Simon, Frank (Burhead, Neb.)	E	1949-50-51
Schnitzler, Robb (Battle Creek, Neb.)	E	1984-85-86	Simpson, Brad (Omaha, Neb.)	LB	2014-15-16
Schoening, Lynn (Sioux City, Iowa)	PK	1982	Sims, James (Omaha, Neb.)	IB	1995-96-97
Schoeppel, Andrew F. (Ransom, Kan.)	E	1920-21-22	Sims, Jeff (Jacksonville, Fla.)	QB	2023
Schoettger, Scott (Lincoln, Neb.)	SE	1982-83	Sims, Joe (Sudbury, Mass.)	DT	1988-89-90
Scholting, Carl (Springfield, Neb.)	S	2001	Sims, Sammy (Lubbock, Texas)	S	1979-80-81
Scholz, Walter	G	1924-25	Sindt, Wayne (Naponee, Neb.)	HB	1941
Schommer, Ryan (Norfolk, Neb.)	EDGE	2022	Singleton, DeShon (Amite, La.)	DB	2022-23
Schroeder, Ken (Deshler, Neb.)	C	1951	Sirles, Jeremiah (Lakewood, Calif.)	OL	2010-11-12-13
Schroeder, Matt (Belden, Neb.)	WR	2004-05	Sittler, Lyle (Crete, Neb.)	C	1962-63-64
Schuster, Brian (Fullerton, Neb.)	FB	1994-95-96	Skewes, Glenn (Imperial, Neb.)	FB	1933-34
Schwab, Jason (Eagan, Minn.)	OT	1997-98-99-00	Skiles, Charles M.	E	1892
Schwartzkopf, Ed (Lincoln, Neb.)	G	1939-40-46	Skoda, Adam (Lincoln, Neb.)	LB	1995
Schwartzkopf, Sam (Lincoln, Neb.)	T	1937-38-39	Skog, Richard (Omaha, Neb.)	HB	1945
Scoggan, Warren (Scottsbluff, Neb.)	T	1931	Skow, Jim (Omaha, Neb.)	DT	1983-84-85
Scott, Ben (Honolulu, Hawaii)	OL	2023	Skradis, Kurt (Omaha, Neb.)	DT	1988
Scott, Jim (Ansley, Neb.)	C	1990-91-92	Slansky, Trent J. (Stockton, Kan.)	OG	1991-92
Scott III, Marvin (Daytona Beach, Fla.)	RB	2020	Slauson, Matt (Colorado Springs, Colo.)	OL	2005-06-07-08
Scott, Veri (Mitchell, Neb.)	C	1950-51-52	Slechta, Jeremy (LaVista, Neb.)	DT	1998-99-00-01
Sculley, Mike (Elwood, Neb.)	MG	1981	Sledge, Bob (Omaha, Neb.)	OT	1986-87-88
Seaman, Doug (Bellevue, Neb.)	C	1997	Sloan, Clair (Verdon, Neb.)	FB	1927-28-29
Searecy, L.G. (Wymore, Neb.)	S	1980	Sloan, William (Burwell, Neb.)	QB	1945
Sears, Edgar (Decatur, Neb.)	E	1934	Sloey, Bill (Hawthorne, Calif.)	LB	1971-72
Sears, Kareem (Enid, Okla.)	RE	1996	Smail, Bob (Dearborn, Ill.)	MG	1981
Sedlacek, John (Seward, Neb.)	T	1945-46-47-48	Smidt, Maynard (Cozad, Neb.)	HB	1963-64
Seeman, George (Omaha, Neb.)	E	1936-38-39	Smith, Brad (Franklin, Neb.)	DE	1983-84-85
Seeton, Jim (Lakewood, Colo.)	DB	1974	Smith, Bruce (Falls City, Neb.)	FB	1963-64
Seibel, Kevin (Vermillion, S.D.)	PK	1979-80-81-82	Smith, Jeff (Wichita, Kan.)	IB	1982-83-84
Seisay, Mohammed (Springfield, Va.)	CB	2012-13	Smith, Justin (Sherman, Texas)	RE	1999-00-01-02
Seizys, David (Seward, Neb.)	WB	1991-92-93	Smith, Kent (Thief River Falls, Minn.)	DB	1975-76
Selko, John (Lincoln, Neb.)	TE	1976	Smith, Le Kevin (Macon, Ga.)	DT	2002-03-04-05
Sellentinn, Jeff (West Point, Neb.)	C	1985-86	Smith, Mike (Las Vegas, Nev.)	OL	2007-08-09
			Smith, Neil (New Orleans, La.)	DT	1985-86-87

2024-25 Nebraska All-Sports Record Book

Todd, Dane (Lincoln, Neb.)	FB	2003-04-05-06
Toline, Travis (Wahoo, Neb.)	RE	1995-96-97-98
Toline, Tyler (Wahoo, Neb.)	DE	2002
Tolly, Harry (North Platte, Neb.)	QB	1957-58-59
Toman, Ray (St. Paul, Neb.)	E	1934
Tomasevich, Curt (Shelby, Neb.)	LB	2003
Tomich, Jared (St. John, Ind.)	RE	1994-95-96
Tomjack, Jeff (Ewing, Neb.)	S	1985-86-87
Tomlinson, Larry (O'Neill, Neb.)	E	1961-62-63
Toogood, Charles (North Platte, Neb.)	T	1947-48-49-50
Toogood, Gary (Reno, Nev.)	G	1960-61-62
Topliff, Paul (Lincoln, Neb.)	E	1967-68-69
Torcson, LaVerne (Platte Center, Neb.)	T	1954-55-56
Toure, Samori (Portland, Ore.)	WR	2021
Towle, Max (Lincoln, Neb.)	QB	1912-13
Townsend, Larry (San Jose, Calif.)	DT	1994-95
Tranmer, Mike (Craig, Neb.)	MG	1982-83
Trant, Allen (Omaha, Neb.)	HB	1943
Traynowicz, Mark (Bellevue, Neb.)	C	1982-83-84
Treu, Adam (Lincoln, Neb.)	OT	1994-95-96
Tripplett, Richard (Enid, Okla.)	E	1920-21
Tucker, Douglas (Davenport, Iowa)	QB	1962-63-64
Tucker, Scott (Lincoln, Neb.)	DE	1983-84-85
Tukey, Harry A.	QB	1897
Tuning, Bill (Arcadia, Neb.)	RE	1958
Turman, Matt (Wahoo, Neb.)	QB	1994-95-96
Turner, Barry (Antioch, Tenn.)	DE	2005-06-07-09
Turner, Edmund F.	G	1896-97-98
Turner, Jamal (Arlington, Texas)	WR	2011-12-13-15
Turner, Nate (Chicago, Ill.)	WB	1988-89-90-91
Turner, Travis (Scottsbluff, Neb.)	QB	1984-85
Tyrance, Pat (Omaha, Neb.)	LB	1988-89-90
Tyrer, Brad (Kansas City, Mo.)	DE	1984-85-86

U

Uhlir, Tyrone (Battle Creek, Neb.)	FB	1999
Umanmielen, Princenwill (Austin, Texas)	LB	2023
Unrath, James (Glen Ellyn, Ill.)	C	1966
Uptegrove, Ed (Lincoln, Neb.)	G	1934
Urbach, Chase (Grosse Pointe, Mich.)	S	2018-19
Utter, Dylan (Papillion, Neb.)	OG	2014-15-16

V

Vacanti, Sam (Omaha, Neb.)	QB	1946
Vactor, Frank (Washington, Pa.)	HB	1969-70
Vactor, Theodore (Red) (Washington, Pa.)	HB	1963-64-65
Vainuku, Yaha (Salt Lake City, Utah)	DB	2019
Valasek, Larry (Silver Creek, Neb.)	DL	1975-76-77
Valladao, Ray (Atwater, Calif.)	DT	1987-88-89
Valentine, Vincent (Edwardsville, Ill.)	DT	2013-14-15
Van Cleave, Mike (Huffman, Texas)	OT	1995-96-97
Van Lent, Bill (Columbus, Neb.)	DT	1980
Van Norman, Kris (Minden, Neb.)	S	1980-81-82
Van Poppel, Riley (Argyle, Texas)	DL	2023
Vanden Bosch, Kyle (Larchwood, Iowa)	RE	1997-98-99-00
VanderMeer, Ron (Tracy, Calif.)	PK	1976
Varner, Rich (Wichita, Kan.)	G	1975
Vedral, Jon (Gregory, S.D.)	WB	1994-95-96
Vedral, Mark (Gregory, S.D.)	LB	1998-99-00-01
Vedral, Mike (Gregory, S.D.)	TE	1990-91-92
Vedral, Noah (Wahoo, Neb.)	QB	2019
Veland, Tony (Omaha, Neb.)	S	1992-94-95
Vergith, Tom (Lincoln, Neb.)	SE	1980-82
Vering, Tom (Fremont, Neb.)	LB	1977-78-79
Vestal, Donovan (Arlington, Texas)	DE	2013
Vili Waldrop, Dan (Wilmington, Calif.)	OT	2000-01-02-03
Virka, Nick (Morse Bluff, Neb.)	OL	2019
Vokolek, Travis (Springfield, Mo.)	TE	2020-21-22
Volin, Steve (Wahoo, Neb.)	OG	1994-95
Volk, Cody (Norfolk, Neb.)	OT	2003
Volk, Dave (Battle Creek, Neb.)	OT	1998-99-00-01
VonGoetz, Herbert (North Platte, Neb.)	G	1941-42
Voss, Lloyd (Magnolia, Minn.)	T	1961-62-63
Vrzal, Matt (Grand Island, Neb.)	OG	1994-95-96

W

Wachholtz, Larry (North Platte, Neb.)	S	1964-65-66
Waddell, Doug (Bennetsville, S.C.)	OT	1991
Wade, Billy (Houston, Texas)	DT	1992-93
Wade, Brandt (Springfield, Neb.)	OG	1995-96-97-98
Waechter, Henry (Epworth, Iowa)	DT	1980-81
Wagner, Bob (Lincoln, Neb.)	G	1953-54
Wald, Mason (Birmingham, Ala.)	S	2008
Waldemore, Stan (Belleville, N.J.)	T	1975-76-77
Walker, Cartier (Atlantic City, N.J.)	CB	1987-88
Walker, Chris (Lincoln, Neb.)	DL	2021
Walker, Jackson (Overland Park, Kan.)	P	2019
Walker, Joe (Arlington, Texas)	S	1997-98-99-00
Walker, Kenny (Crane, Texas)	DT	1989-90
Wallace, (first name unlisted)	T	1899
Walline, Dave (Ypsilanti, Mich.)	DT	1968-69-70
Walther, Eric (Juniata, Neb.)	S	1995-96-97
Walton, Darrell (Omaha, Neb.)	DB	1976-77-78
Wanek, Jim (Aurora, Neb.)	OG	1988-89-90
Wanish, Brian (Rhinelander, Wis.)	DT	2000
Ward, Gene (Glenwood, Iowa)	FB	1959-61
Ward, Lester (Brenham, Texas)	IB	2009
Warfield, Eric (Texarkana, Ark.)	S	1995-96-97
Warner, Kade (Scottsdale, Ariz.)	WR	2018-19
Warner, Leon G.	QB	1910-11
Warren, Steve (Springfield, Mo.)	DT	1996-97-98-99
Washington, Brian (Highland Springs, Va.)	S	1984-85-86-87
Washington, Dijon (Lawndale, Calif.)	DB	2011
Washington, Fabian (Bradenton, Fla.)	CB	2002-03-04
Washington, Latravis (Bradenton, Fla.)	WR	2007-08-09
Washington, Marcus (St. Louis, Mo.)	LB	2022-23
Washington, Maurice (Stockton, Calif.)	RB	2018
Washington, Riley (Chula Vista, Calif.)	WB	1993-94-95
Washington, William (Tyler, Texas)	TE	1989-90-91-92
Watchorn, Troy (Columbus, Neb.)	S	1998-99-00
Watkins, Dennis (Chicago, Ill.)	CB	1984-85
Watson, Adam (Lincoln, Neb.)	DB	2010
Watts, Matt (Stockton, Calif.)	OL	2017
Weas, Brady (Whitefish Bay, Wis.)	LS	2022
Weber, Bill (Lincoln, Neb.)	DE	1981-82-83-84
Weber, Bruce (Arlington Heights, Ill.)	OG	1970-71
Weber, Chris (Elkhorn, Neb.)	LB	2014-15-16-17
Weber, Wayne (Hastings, Neb.)	QB	1965-66
Weinman, Bob (Steubenville, Ohio)	DE	1967
Weinmaster, Jacob (Loveland, Colo.)	LB	2017-18
Weinmaster, Kerry (North Platte, Neb.)	MG	1976-77-78-79
Weinmaster, Zach (Loveland, Colo.)	WR	2021-22
Weir, Ed (Superior, Neb.)	T	1923-24-25
Weir, Joe (Superior, Neb.)	E	1924-25-26
Weller, John H. (Seward, Neb.)	HB	1905-06-07
Weller, Raymond F. (Seward, Neb.)	T	1920-21-22
Wellman, Allen (DeSmet, S.D.)	T	1958-60
Wells, Kent (Lincoln, Neb.)	DT	1987-88-89
Welniak, Doug (Elyria, Neb.)	LB	1985-86-87
Welter, Tom (Yankton, S.D.)	OT	1985-86
Wendland, Rick (Topeka, Kan.)	LB	1989-90
Wenke, Adolph E. (Pender, Neb.)	T	1920-21-22
Wenstrand, Ralph T.	G	1905
Werner, Tom (Tilden, Neb.)	WB	1990-91-92
Wertz, Austin (McClave, Colo.)	LB	1992-93
Wesch, Jake (North Bend, Neb.)	PK	2005-06-07-08
West, Anthony (San Diego, Calif.)	CB	2007-08-09-10
Westbrook, Don (Cheyenne, Wyo.)	WB	1972-73-74
Westerkamp, Jordan (Lombard, Ill.)	WR	2013-14-15-16
Westover, John (West Point, Neb.)	C	1897-99-01-02
Weyers, Jamie (Humboldt, Neb.)	S	1992
Whaley, Alonzo (Madisonville, Texas)	LB	2010-11-12
Wheeler, Jeff (Urbandale, Iowa)	IB	1986
Wheeler, Jerry (Milan, Ill.)	G	1955-56-57
Whipple, Otis G.	E	1893-94
Whitaker, Corey (Murrieta, Calif.)	OL	2016
White, Clay (Toledo, Ohio)	HB	1958-59-60
White, Clyde (Tecumseh, Neb.)	G	1934
White, Daryl (East Orange, N.J.)	OT	1971-72-73
White, David (New Orleans, La.)	LB	1989-90-91-92
White, Ernest (Falls City, Neb.)	QB	1936
White Jr., Freeman (Detroit, Mich.)	RE	1963-64-65

White III, Freeman (Kansas City, Mo.)	S	1989	Worley, Michael (Bedford, Ohio)	FB	1965
White, Herbert (Omaha, Neb.)		1917	Wortman, Keith (Whittier, Calif.)	OG	1970-71
White, Jacob B.	FB	1892	Wortman, Tyler (Grand Island, Neb.)	LB	2007-08
White, Jay (Asheville, N.C.)	CB	2002	Wostoupe, Joseph (West Point, Neb.)	C	1923-24-25
White, John (Lincoln, Neb.)	LB	1983	Wright, Charles (North Platte, Neb.)	T	1942
White, Roland (Omaha, Neb.)		1917	Wright, Floyd (Scottsbluff, Neb.)	HB	1919-20-21
White, Seth (Lincoln, Neb.)	CB	2003	Wright, Javin (Chandler, Ariz.)	LB	2022-23
Whitehead, Ralph (Minatare, Neb.)	T	1940	Wright, Toby (Phoenix, Ariz.)	S	1992-93
Whitmore, Robert (Scottsbluff, Neb.)	G	1926-27	Wullenwaber, Tyler (Utica, Neb.)	WR	2013
Wichmann, J.P. (John Paul) (Shawnee, Kan.)	RE	1999-00-01	Wurth, Tim (Omaha, Neb.)	RB	1977-78-79
Wied, Jerry (Green Bay, Wis.)	DT	1974-75	Wynn, Mike (Evanston, Ill.)	DE	1967-68-69
Wiegand, Delbert (Kearney, Neb.)	QB	1947-48	Wynn Jr., Stephon (Anderson, S.C.)	DL	2022
Wiegert, Erik (Fremont, Neb.)	OT	1989-90-91			
Wiegert, Zach (Fremont, Neb.)	OT	1991-92-93-94			
Wieser, Steve (Columbus, Neb.)	DE	1972-73-74			
Wieting, Sean (Tulatin, Ore.)	WB	1996-97			
Wigert, Kiffin (Cheyenne, Wyo.)	WR	2003-04			
Wiggins, Frank E.	E	1894-96-97			
Wiggins, Shevin (Palmetto, Fla.)	WB	1996-97-98			
Wightman, Jim (Omaha, Neb.)	LB	1975-76-77			
Wightman, Paul (Tampa, Fla.)	LB	1991			
Wilbon, Mikale (Chicago, Ill.)	IB	2015-16-17-18			
Wilder, Harold (Central City, Neb.)	T	1916-17-19			
Wiley, Dante (Jeannette, Pa.)	LB	1986			
Wilhite, Kenny (St. Louis, Mo.)	CB	1991-92			
Wilke, C.R.	C	1906			
Wilkening, Doug (Littleton, Colo.)	FB	1981-82			
Wilkins, Frank E. (Omaha, Neb.)	G	1942-46-47			
Wilkins, Walter (Omaha, Neb.)	QB	1943			
Wilks, Joel (Hastings, Neb.)	OG	1992-93-94			
Williams, Aaron (Atlanta, Ga.)	S	2015-16-17-18			
Williams, Austin (Omaha, Neb.)	LB	2012-13-14			
Williams, Brent (Los Angeles, Calif.)	LB	1978-79-80			
Williams, Charles Erwin	HB	1897-98-99			
Williams, Daren (Chicago, Ill.)	LB	1991-92-93			
Williams, Demorris (Beckville, Texas)	LB	2002-03			
Williams, Deontai (Jacksonville, Fla.)	DB	2018-20-21			
Williams, Gale (Meadow Grove, Neb.)	OT	1967-68-69			
Williams, Jamie (Merrillville, Ind.)	LB	1994-95-96			
Williams, Jame (Davenport, Iowa)	TE	1979-80-81-82			
Williams, Jimmy (Washington, D.C.)	DE	1979-80-81			
Williams, John (Lincoln, Neb.)	FB	1933-34-35			
Williams, Josh (Denton, Texas)	DE	2010-11			
Williams, Kaine (Marrero, La.)	LB	2023			
Williams, Keith (Florissant, Mo.)	OG	2007-08-09-10			
Williams, Kevin (Holland, Ohio)	DT	2012-14-15			
Williams Jr., Kevin (Omaha, Neb.)	OL	2022			
Williams, Kieron (Shreveport, La.)	S	2014-15-16-17			
Williams, L.	HB	1899			
Williams, Mike (Lake City, Fla)	WR	2018-19			
Williams, Toby (Washington, D.C.)	DT	1980-81-82			
Williams, Tyrone (Palmetto, Fla.)	CB	1993-94-95			
Wills, Aaron (Omaha, Neb.)	RE	1996-97-98-99			
Wilson, Boe (Lee's Summit, Mo.)	OL	2017-18-19			
Wilson, Bryan (Granada Hills, Calif.)	DB	2006-07			
Wilson, Harry (Steubenville, Ohio)	HB	1964-65-66			
Wilson, Harry S. (Rock Island, Ill.)	T	1902-03			
Wilson, Kenny (Liberal, Kan.)	IB	2006			
Wilson, Wilmer W.	G	1893-94			
Wiltz, Jason (New Orleans, La.)	DT	1996-97-98			
Winey, Leo P. (Shelton, Neb.)	G	1950-51			
Wingard, Dan (Omaha, Neb.)	P	1983-85			
Wingender, Andy (Omaha, Neb.)	FB	2003			
Wingender, Bill (Omaha, Neb.)	FB	1950			
Winter, Wally (Eagle, Neb.)	OT	1968-69-70			
Winters, Charlie (Joliet, Ill.)	FB	1965-66			
Wistrom, Grant (Webb City, Mo.)	RE	1994-95-96-97			
Wistrom, Tracey (Webb City, Mo.)	TE	1998-99-00-01			
Witte, Willard (Lincoln, Neb.)	QB	1927-28-29			
Wolcott, O.	G	1909			
Wolfe, Bob (Omaha, Neb.)	OG	1971-72-73			
Woodard, Scott (Papillion, Neb.)	SE	1978-79-81			
Woodward, Wes (Omaha, Neb.)	S	1998-99-00-01			
Woodyard, Jaron (Gaithersburg, Md.)	WR	2018			
Wooten, Wendell (West Texas City, Texas)	S	1986-88			
Worden, Jamie (Scottsbluff, Neb.)	WB	1987-88			
Worel, L.	T	1900			

Y

Yant, Jaquez (Tallahassee, Fla.)	RB	2021-22
Yaralian, Zaven (Inglewood, Calif.)	DB	1972-73-74
Yates, Rod (Sioux City, Iowa)	SE	1983
Yeager, Jerry (Hastings, Neb.)	E	1953
Yeisley, James (Coin, Iowa)	HB	1951-52
Yelkin, Virgil (Lincoln, Neb.)	E	1933-34-36
Yont, Alonzo	HB	1892-93-94-95
Yont, Jesse	FB	1892-93
Yost, Richard (Omaha, Neb.)	FB	1949
Young, Chad (Omaha, Neb.)	S	1995
Young, Conor (Cozad, Neb.)	WR	2017
Young, Corey (Omaha, Neb.)	DB	2006
Young, Dedrick II (Peoria, Ariz.)	LB	2015-16-17-18
Young, Dreu (Cozad, Neb.)	TE	2007-08-09
Young, Farley (Lincoln, Neb.)	G	1917-19-20
Young, Gene (Cleveland, Ohio)	CB	1962-63
Young, Jake (Midland, Texas)	F	1986-87-88-89
Young, Larry (Jersey City, N.J.)	DE	1976-77
Young, Philip (Oakland, Neb.)	FB	1948
Young, Robert (Norfolk, Neb.)	HB	1928-29-30

Z

Zabrocki, Dale (Bellevue, Neb.)	IB	1976
Zacharias, Andrew (Sioux Falls, S.D.)	LB	1989-90
Zahl, Brendan (Stratton, Neb.)	RE	1996
Zahn, Tyler (Syracuse, Neb.)	LB	1991
Zajicek, Ben (Beatrice, Neb.)	WR	2001-02-04
Zanetich, Nick (Hoboken, N.J.)	OG	1974
Zaruba, Carroll (Fullerton, Neb.)	HB	1957-58-59
Zatechka, Jon (Lincoln, Neb.)	OG	1994-95-96-97
Zatechka, Rob (Lincoln, Neb.)	OT	1991-92-93-94
Zentic, LeRoy (Rock Island, Ill.)	G	1957-58-59
Ziegelbein, Bill (Polk, Neb.)	C	1990-91
Ziegler, Mick (Lincoln, Neb.)	HB	1966-68
Zierke, Mike (Pierce, Neb.)	DT	1983-84
Zikmund, Allen (Ord, Neb.)	HB	1940-41-42
Zimmer, Ivan (Hammond, Ind.)	DE	1965-67
Zimmerer, C.J. (Omaha, Neb.)	FB	2011-12-13
Zlab, Tanner (Wilber, Neb.)	DB	2016
Zuver, Merle (Adams, Neb.)	G	1926-27-28
Zyzda, Chris (Sioux City, Iowa)	OG	1990-91-92

Men's Golf

A
Adams, Byron 1941-42
Aitken, Philip M. 1922-23
Allacher, Scott 1984-86
Anderson, Gary 1972-73
Anderson, Richard 1954
Arthur, Rob 2000-01
Athen, Jonathan 2002

B
Badura, Caleb 2020-21-22-23
Bahensky, Dan 1973-74
Bennett, Bryan 1992
Bethel, Tom 2004
Bishop, Tyler 2005
Borner, Jr. Charles L. 1966-67-68
Borzych, Justin 2001-02
Brown, Joe 1925
Bruening, Chris 2005-07-08-09
Bruening, Steve C. 1982-84
Brunzell, Scott F. 1969-71-72
Bryson, Kevin 2000-01-02-03
Butterfield, John 1955-56-57

C
Capps, Ty 2006-07
Carder, Vic 1977-79
Christensen, Warren 1956-57
Clare, Patrick 2018-19-20
Coatman, Mike 2008-09-10-11
Colgate, Michael 2016-17
Cooley, Ryan 2001
Cornell, Judd 2003-04-05-06
Cottam, Jay 2019
Crick, Brandon 2009-10
Crockett, Harry 2023-24

D
Denne, John 1987
Dickson, Ross 2012-13-14-15
Dinnebier, John 1986-87-88-89
Donachie, Dave 1976
Dubisar, Brad 1991-92-93-94
Dubisar, Chad 1991-92-93-94
Dufford, Neil 2010-11-12-13

E
Encell, Bill 1962
Epstein, Robert 1959
Eshleman, Eric 1989-90

F
Foelbaek, Mark 2020-21-22
Freeman, Calvin 2014-15
Friesen, Steve 1996-97-98-99
Fulkerson, Thomas 1958-59-60

G
Gerstner, Kurt 1989-90
Gifford, Joe 1950-51-52
Gillick, Kevin 2012-13
Gloe, Lance 1970-71
Gotsche, Steve 1981-82-83
Grace, Tom 1965
Grassel, Ryan 2012-13-14
Gunlicks, William L. 1962-63-64
Guthmiller, Jace 2016-17-18-19
Gutschewski, Scott 1997-98-99

H
Harding, Will 2021
Hartwig, Chris 2000-02-03-04
Haug, Mikkel 1997
Hemmer, Bill 1962
Henderson, Bill 1979-80
Henkelmann, Carl 1922-23-24
Hillsabeck, Frank H. 1965
Hopper, Travis 1990-91-92-93
Hoskins, Doug 1982-83
Howerter, Scott 1983-84-85
Hughes, Kenny 1982
Hughett, Bryan 1983-84-85
Hughett, Mike 1981
Humbles, Blake 2001-02
Hyland, Jack 1941-42

I
Imig, Walter K. 1965

J
Jabenis, Grant 2023-24
Jennings, Justin 2014-15-16-17

Jensen, Charles A. 1955
Jensen, Nelson 1955-56
Johansson, Henrik 1994-95
Johnson, Davis 2023-24
Jones, Cameron 2017-18-19
Jones, Knox F. 1978-79-80-81
Julian, Jim 1977-78-79-80

K
King, Steve 1972-73-74-75
Kissler, Fredric T. 1958
Klein, Jeff 1979-80
Klooz, Mitch 2019-20
Korba, Bob 1964
Kruger, Todd 1993-94

L
Lapa, Kolton 2013-14
Lau, Robert B. 1966-67-68
Lauer, Richard T. 1953-54-55
Lavin, Manuel 2011-12-13-14
Lenahan, Ryan 2003-05-06-07
Ley, Mike 1968-69
Lindahl, Brad 1988
Lundin, Jack 2021

M
Mack, Steve 1981-82
Madden, Josh 1996-97-98-99
Malleck, Reed 2021-22-23-24
Maness, Mark 1980-81-82-83
Marshall, Jamie 2007
Marshall, Will 2020-21-22-23-24
Maschka, Ben 2015
Mason, Larry 1967-69
Mayer, Herbert 1954-56
McCabe, Andy 2000-01-02
McCabe, Dylan 2016-17-18-19
McConahay, David 1960-61
McCuiston, Michael K. 1957-58-59
McDermott, Evan 2023
McEntire, Gordon 1936-37-38
Messick, Bill 1966
Meyer, Bob 1972-73-75
Meyer, Brandon 2020-21-22
Moore, Jack 1954-55-56
Moore, Jerry 1956
Morrison, Trent 1994-95-96-97
Mortensen, Kerm 1964
Mowbray, William 1938-39-40
Moyer, Craig 1974-75-76-77
Mullin, Rob 1987-88
Mullins, Dennis 1958-59-60
Murray, Hamish 2024
Myers, Evan 2024

N
Nannen, Derek 1993
Nelko, Tristan 2019-20-21-22
Nelsson, Steven R. 1965
Newton, Don 1923
Nietfeldt, Ryan 1995-96-98-99
Nolte, Ned 1961
Nymeyer, Brett 2010-11

O
Overgaard, Jerry 1960-61-62
Owen, Tanner 2017-18-19-20

P
Paiement, Jacques 1994-95-96-97
Palmer, Cameron 2013
Palmer, Harold 1925
Parsloe, Tyler 2008-09-10
Patel, Himesh 2000
Pauley, David A. 1975
Pearson, Daniel 1918-19-20-21
Pesavento, Tony 1976
Peterson, Clayton 2016
Peterson, Ervin 1951-52-53
Peterson, Jason R. 1990-91
Pillen, Mark 2005-06-08-09
Poet, Craig 1990-91-92-93
Porter, Seth 1999-2000-01-03
Price, Trent 2006-07-08-09

R
Rack, Mike 1986-87-88-89
Rafferty, Jeff 1989-91-92
Ready, George 1924-25
Record, Matt 2013-14

Reed, Ralph 1935-36-37
Reinertson, Jordan 2010-11-12-13
Reinertson, Josh 2012-13-14-15
Reiter, Steve G. 1992-93-94-95
Reynolds, Drew 2004-05-06-07
Reynolds, Rick 1977-78-79
Rogers, Jamie 1997-98-99
Romjue, Edwin 1963
Romjue, Larry C. 1958-59-60
Roper, Louis 1953
Rose, Frank 1968-69-70
Roudebush, James 1970-71
Ryder, Del 1947-48-49
Rumfield, Jon 1974

S
Saffer, Robert G. 1964-65
Schuchart, Mike 1981-82-83-85
Schultz, Rick R. 1971-72-73
Schwartzkopf, Sam 1938
Sieckmann, Jim 1985-86-87-88
Sieckmann, Tom 1974
Sisson, Jeremy 2021-22-23
Siwa, Mike 2014-15
Slattery, Eugene 1922
Smith, Doug 1975-76-77-78
Smith, Marty 2000-01
Smith, Peter 1997-98
Sneed, Joel 2016
Sock, Larry 1978
Sock, Randy 1977-80
Song, Sean 2016-17-18-19
Spangler, Bill 1984-85
Spangler, Jr. Richard L. 1950-51-52
Spomer, Donald 1946-48-49
Statton, Steve 1976-77-78-79
Stieneke, Gary 1974-75
Stroh, Donald 1946-47-48-49
Sukup, Fred 1961-63
Sullivan, J.J. 2000-02-03-04
Sundberg, Brett 2008-09-10-11
Sweetman, Chuck E. 1966-67-68

T
Taber, Edward T. 1961
Tate, Curt L. 1984-85
Teel, Gary 1973-74
Thayer, Ron 1987
Thomsen, Thomas B. 1963-64-65
Thorson, Todd 1975-76
Tolen, Thomas A. 1953-54
Troy, Jim 2000-01-02-03
Troy, Mike 1989-90

V
Vanier, Mike 2000-01
Vette, Fred 1924-25
Vui, Niko 2015

W
Waite, Don 1947
Waltemath, Donald 1958-59
Walter, Charles 1969-70
Waugh, Craig 1970-71
Weidman, Jack 1941-42
Wendling, Jackson 2016-17-18-19
West, Nick 1966-67-68
Westenberger, Tom 2020-21-22
Whitten, John 1923-24
Williamson, Bud 1961-62
Willman, Scott 2009-10-11-12
Wong, Aaron 2013-14-15-16
Wong, Nathan 2014
Wyatt, Andrew 2008-09-10-11

Y
Yost, Quinn 2023-24

Z
Zimmerman, Austin 2009-10-11-12
Zuspann, Gene 1930

Women's Golf

A

Adams, Jenny 1985-86
Ahmed, Noor 2018-19-20

B

Baete, Kirsten 2019-20-21-22
Bahensky, Elizabeth 1997-98-99-2000
Becker, Melissa 1994-95-96-97
Beste, Jackie 2003-04-05-06
Bird, Mary Kate 2008-09-10-11
Bouvet, Vanessa 2019-20-22
Brooks, Joanne 1989-90-91-92
Brotsky, Rochelle 1992-93-94-95
Brown, Elli 2005-06-07-08
Busskohl, Melissa 1988-89-90-91

C

Chael, Jordan 2014-15
Cherry (Bryson), Beth Anne 2002-03-04-05
Circo, Nanette 1976-77-78
Clesson, Kari 1991-92-93-94
Cook, Nodjya 1987-88-89-90

D

Davis, Kimberly 1982
Deeg, Cassie 2013-14-15-16
Deeter, Jane 1976-77-78-79
Denbeck, Deb 1976-77
Doerr, Gretchen 1996-97-98
Dougherty, Susan 1987-88-89-90
Duan, Alice 2021
Dunagan (Carlson), Andrea 2004-05-06-07

E

Elgert, K.C. 1999-2000

F

Flood, Stephanie 1991-92-93-94
Fogelberg, Catha 1999-2000-01-02

G

Gehring, Chelsea 2003-04-05-06
Gillman, Emily 2015-16-17-18
Gilpin, Jean 1983-84-85-86
Gleadall, Natalie 2009
Godeken, Shelly 1981-82-83-84
Gonzalez, Ariel 2023
Guiberson, Ann 1988-89-90-92
Gunia, Laura 1984-85-86-87

H

Hallett, Molly 1995-96
Hanigan, Rachel 2008-09
Hansen, Nicole 2022
Haraden, Jessica 2017-18-20
Harder, Julie 2003
Harz, Sydney 2024
Hassert, Lena 2022-23-24
Hergert, Mary Sue 1979-80-81
Herzog, Leah 2020
Hornecker, Shirin 1996-97

Houston, Janet L. 1983-84
Hupp, Stephanie 1990-91-92-93
Huston, Mimi C. 1977-78

I

Ito, Merynn 2002-03-04-05

J

Judd, Audrey 2015-16-17-18

K

Kang, Yoorim 2014
Keiser, Katie 2011-12
Kemper, Kelly 1993-94
Kiene, Susie 1997
Kniffin, Carolyn 1986-87
Knopik, Kayla 2009-10-11-12
Kopecky, Francee 1986-87-88
Krane, Amanda 2000-01-02

L

Lefler, Kim 1991-92-93-94
Louchheim, Arden 2024
Luebke, Hannah 2013-14

M

Madsen, Alysén 1988-89-90-91
Mangan, Kari A. 1983-84-85-86
McArdle, Chrissie 2004-05-06-07
Merwald, Julie 1979
Miller, Lori 1980-81-82-83
Molyneux, Remylee 2011-12
Morrissey, Catherine M. 1977-78-79-80
Mullin, Molly 1993-94-95-96

N

Neisen, Steffi 2011-12-13-14
Nelson, Catherine A. 1981-82-83-84
Noerrlinger, Dawn 1987-88-89-90
Nyquist, Hanne 1997-98

O

O'Doherty, Jackie 2013
O'Neill, Katie 1985-86-87
Odell, Melissa 1991-93-94-95

P

Papes, Lisa 1984
Patterson, Michelle L. 1993-94-95-96
Place, Megan 2006-07-08-09
Pravecek, Sarah 2014-15-16-17

R

Reed (Benish), Debbie 1976
Regan, Maureen 1995-96-97
Rist, Anne M. 1991
Roberts, Carin L. 1980-81-82-83
Robertson, Claire 2017
Roux, Amy 1998-99-2000-01
Ruiz, Stephanie 2002-03-04-06

S

Sackett, Sara 2002-04-05-06
Sasse, Sarah 1999-2000-01-03
Schaefer, Stephanie 2001-02-03-04
Scherer (Krapfl), Robin 1980-81-82
Schorgl, Carolyn 2009-10-11
Schuler, Sonia 1994-96
Sharpee, Erin 2010
Sheils, Madeleine 2009-10-11-12
Slattery, Sharon 1976-77
Smedberg (Cochennet), Laurel 1976-77-78
Smejkal, Morgan 2013-14-15-16
Smith, Kate 2017-18-19-20-21
Sritragul, Pasinee "Annie" 2017-18
Stanard, Jan 1980-81-82-83
Steen, Nancy J. 1983-84-85-86
Stelmiller, Cassidy 2013-14-15-16
Stevenson, JC 2007-08-09-10
Stewart, Allison 2005-06-07-08
Sturdevant, Sydney 2008
Sutcliffe, Amanda 1999-2000-01-02

T

Tacha, Rachele 1995-96-97-98
Takahashi, Miu 2022-23-24
Thiele, Haley 2016-18-19-20
Thiele, Hannah 2018-19-20
Thiele, Lindsey 2021-22-23-24
Tobin, Peggy 1986-87-88-89

V

Vavrova, Michaela 2021-22-23-24
Velez, Andrea 2022-23-24

W

Wall (Stark), Heidi J. 1994-95-96
Wall, Kathy 1985-86-87-88
Weekes, Elizabeth W. 1979
Wendner, Charlotte 2007-08-09-10
White, Kate 2007-08
Whittaker, Megan 2019-20-21-22-23
Woodard, Denise 1996-97
Wright, Katelyn 2011-12-13-14

Y

Young, Becky 1991

Men's Gymnastics

A

Adamsick, Connor 2015-16-17-18
Adkins, R.F. 1917
Albanese, Mark 1971-72
Albers, Dennis 1963-64
Allen, Francis 1963-64-65
Anderson, Heath 2016-17-18-19
Anderson, Norman 1950
Anstine, Dennis 1959-60-61
Appel, Ricardo 1981-83
Armstrong, Allen 1965-66-67
Arndt, Donovan 2011-12-13-14
Austin, Brian 1978-79
Ayccock, Wyatt 2011-12-13-14

B

Baier, Wyatt 2011-12
Ball, Louis 1992-93
Balluff, John 1980-81-82
Batliner, Nick 2000
Batten, Foster 1971-72-73
Baumgarten, Cory 2009-10
Beal, Jim 1978
Behrens, Dewayne 1952
Bell, Don 1960
Benak, Bo 2010
Beran, Richard 1965-66-67
Bignell, Edward 1936
Blocker, Jon 1971-72
Bolotsky, Nikita 2020-21-22
Bonnay, Jake 2017-18-19-20-21-22
Bowden, Bob 1973-74
Bowers, Che 1991-92-93-94
Bowers, Dave 1960
Bowers, Michael 1982-83-85
Brass, Bill 1960-61
Brindisi, Richard 1977-78-79
Brown, Larry 1957-58-59
Brule, Daniel 2007-08-09-10
Bryan, Brad 1988-89-90-91
Bukacek, Blake 1997-98-99-00
Bullington, Jack 1971
Burkel, Louis 1961-62-64
Burtle, Tony 2002-03-04-06
Byers, Karl 1958-59-60

C

Cadwell, Gaius 1939-40
Cahoy, Phil 1980-81-82-83
Carter, Earl 1988-89-90
Castro, Antonio 2014-16-17-18
Chamberlain, Sam 2013-14-15-16
Charter, Jon 2005-06-07
Chmelka, Chuck 1978-79-80-81
Chmelka, John 1984
Christensen, Micah 2011-12-13
Christie, Jason 1993-94-95-96
Christopherson, Burton 1967
Christopoulos, Taylor 2021-22-23-24
Chronopoulos, Yanni 2021-22-23-24
Chumreontert, Paul 2004-05
Clinton, Grant 1999-00-01-02
Cohen, Asher 2023-24
Contreras, Dave 1974
Cook, Alan 1968-69
Cook, Barry 1978
Cooper, Bob 1942
Cosgrove, Mike 1975-76-77
Craren, Eddie 1951
Critz, John 2023
Cross, Barry 1971-72-73-74
Cutshall, Bruce 1965

D

Daigle, Eric 2007-08
Danley, Bear 2008-09-10-11
Darling, Sumner 1991-92-93-94
Davis, Kevin 1985-86-87-88
DeGrazia, Sanyi 1989-90
Dickey, Steve 1973-74-75-76
Dilworth, Josh 2009-10
Dimas, Ted 1988-89-90-91
Dimas, Trent 1990
Doherty-Herwitz, Liam 2021-22-23
Drewing, C.J. 1916
Duff, Gary 1973-74-75-76
Dunavan, Albert 1949-50-51
Dunkley, Kevin 1977-78-79-80
Durst, Garret 2008

E

Eastman, Will 2011-12
Elliott, Steve 1979-80-81-82
Ellis, Charles 1957-58-59
Ellison, Donald 1958
Engel, Paul 1985-86
Epperson, Austin 2014-15-16-17
Epperson, Mike 1985-86-88-89
Epstein, Ira 1951-52
Everett, Alan 1971-72-73
Everitt, Joshua 2016-17-18-19
Evermann, Larry 1970-71-72-73

F

Fallstead, Clarence R. 1954
Fogel, Danny 1952-53-54-55
Fournier, Martin 1999-00-01-02
Fridrich, Kirk 1976-77-78-79
Friedman, James 2023-24
Friedman, Steven 2001-02-03-05

G

Gallegos, Ronald 1981-82
Geier, Jake 1939-40-41
Geier, Leo 1947-48-49-50
Gerard, Larry 1975-76-77-79
Giffin, J.L. 1921
Giles, Charlie 2019-20-21-22
Giles, Cooper 2020-21-22-23-24
Gillespie, Terry 1986-87
Gollott, Travis 2014-15-16-17-18
Grace, Richard 1992-93-94-95
Grant, Jim 1977-78
Green, Jack 1936
Griffin, Ray 1941
Griffith, James 1942
Gump, James 1971-72-73-74

H

Hacker, Ray 2003-04-05-06
Hall, Phillip 1958-59-60
Hanich, Herbert 1959-60-61
Hardabura, Jason 1998-99-01
Harding, Kenneth 1947-48-49
Harkson, U.S. 1916
Harris, Ted 1994-95-96-97
Harrison, Dennis 1991-92-93-94
Hart, Gene 1961-63
Hartung, Jim 1979-80-81-82
Hedval, Zach 2013-14
Heineman, Richard 1976-77
Helgelson, Lloyd 1949
Henriouille, Hayden 2012
Heredia, Michael 2010
Herman, Floyd 1935
Hernandez, Adrien 2007

Hesson, James 1968

Hibbitts, Frank 1980-81-82-84
Hillman, Arthur 1949-50-51
Hiser, Chris 2022-23-24
Hobson, Mark 1978-79-80-81
Hodge, Donald 1952-53-54-55
Hodges, George 1942
Hofer, Andreas 2010-11-12
Hoskovec, Michael 1967-68-69
House, Andrew 2011-12-14-15
Howard, Harry 1963-64-65
Hughes, Paul 1950-51-52
Hull, Brandon 1981-82-83-84
Hymanson, Evan 2017-19-20-21

I

Ingrelli, Anthony 2008-09-10-11
Inness, Jimmy 1966
Irick, Ryan 2015-16
Ives, Jacob 2006-09

J

Jacobs, David 2010-11-12
Jackson, Khalil 2019-21-22
Jakub, Dusty 1999-00
James, Luke 2023-24
James, Melvin 1948
Jeurink, Gary 1974-75-76-77
Johnsen, Malcolm 1967
Johnson, Guy 1940-41
Johnson, James 1948
Johnson, Jeff 1971-73-74
Johnson, Scott 1980-81-82-83
Jolley, Gabriel 2012-13
Jones, Bruce 1966-68
Jones, Steven 1971

K

Kallos, Nickie 1947
Kehler, Griffin 2018-19-20-21
Kempkes, Bruce 1968-69
Kelly, Jeff 2000-01-02-03
Kennedy, Max 1952-53-54
Kidd, Thomas 1952-53-54
Kieffer, Rick 1992-93-94-95
Killeen, Michael 2011-12
King, Dillan 2019-20-21-22
King, Jordan 2016-17-19
King, Kyle 2015-16-17-18
Kinison, Don 1995-96-97
Kirksey, Patrick 1987-88-89-90
Klein, Louis 2013-14-15
Kocks, Robbie 2012-13-14-15
Kocourek, John 1971-72-73
Kohler, Kenneth 1957-58-59
Koopman, Josh 2002-03-04-05
Koziol, Jim 1995-96-98-99
Kreischer, Peter 1941
Kriley, Evan 2019-20-21-22
Krist, Ervin 1956-57-58
Kubert, Virgil 1960
Kuhn, Robert 1962

L

Lamb, Kenneth 1968
Lambert, Eric 1984
Leal, Daniel 2015-16-17-18
LeClair, Dylan 2019-20-21-22
Lefler, Clarence 1947-48-49
Leiter, Derek 1997-98-99-00
Liang, Toby 2023-24
Lichterman, Asher 2000
Linn, Bert 1953-54-55

Lober, Austin 2017-18-19
 Lococo, Larry 1971
 Lococo, Steve 1975-76-77-78
 Lottman, Ethan 2013-14-15-16
 Lowe, Marty 1971

M

MacDonald, Robert 1956-57-58
 Mackie, Eugene 1972-73-75-76
 Mackie, Kurt 1974-75-76-77
 Mackie, Mark 1975
 Magsam, Alex 2015-16-17-18
 Maras, Tony 2007-08-09-10
 Martin, Josh 2018-19
 Matthews, Nic 2003-04-05-06
 Mauldin, James 2006-07-08-09
 May, Stephen 1967-68-69
 McCoy, Richard 1961-62-63
 McCracken, Andrew 1981
 McEwen, Ryan 1995-96-97
 McGill, Patrick 1966-67-68
 McKinney, Donte 2022-23
 McMaster, Burrell 1954
 McMaster, Collins 1942
 McWilliams, Victor 1969
 Mikus, Jim 1981-82-83-84
 Miller, Warren 1923
 Mitchell, D.C. 1909
 Moen, Dennis 1969
 Mond, Chase 2024
 Moore, Douglas 1960-61
 Moore, Nicholas 2003-04-05-06
 Morgan, A.J. 2022-23-24
 Mott, Mick 1971
 Mueller, Moritz 2020-21-22-23
 Mulholland, Bill 1994-95-96-97
 Murphy, William 1961

N

Nelson, Marshall 1996-97-98-00
 Nessi, Karl 2002
 Newstrom, Terry 1976
 Nitache, Alex 2024
 Nowels, Terry 1978-79
 Nystrom, Thomas 1962

O

O'Connor, Frank 1974-75-76
 Odden, Max 2024

P

Pakieser, Donald 1958
 Palmer, Neil 1984-85-86-87
 Parks, Steve 1978
 Partridge, Cole 2024
 Patterson, Mace 2002-03-04-05
 Pauley, Stuart 1969
 Pelcak, Emil 1941-42
 Pepe, Joey 2022-23-24
 Perdue, Grant 2012-13-14
 Peters, Zach 2018-19-20-21
 Pfeiff, Lawrence 1963-64

Phillips, Sam 2020-21-22-23-24
 Porter, Cecil 1942
 Powell, Burkett 1991-92-93-94
 Proffitt, Roy 1939-40
 Purdy, Charles 1948

R

Rankin, William 1948
 Rasile, Josh 2001-02-03-04
 Raymond, Joseph 1977
 Ready, William 1965-66-67
 Reive, J.D. 1996-97
 Reynolds, Edwin 1935-36
 Riegel, Chris 1983-84
 Riesing, Thomas 1968-69
 Riley, Bruce 1954-55-56
 Ringle, Mark 2011-12-13-14
 Robinson, John 2007-08-09-10
 Roth, Scott 1974
 Roy, Sanjaya 2015-16-17
 Rusler, Josh 2007-08-09-10

S

Saegert, Josh 1990-91-92-93
 Sanchez, Gabriel 2013
 Sander, Ben 1984
 Santorio, Robert 1966-67-68
 Shaaf, C.J. 2011-12-13-14
 Scheer, John 1965-66-67
 Schieber, Lev 1995-96
 Schiefelbein, Mark 1988
 Schlesinger, Tom 1985-86-87-88
 Schmidt, T.J. 2006-07-08-09
 Schomohr, Don 1974-75-76
 Schryver, Eric 2011-12-13-14
 Schulte, David 1972-75
 Scripnick, Jonathan 2018-19-20-21
 Sederavicius, George 1967-68
 Seidel, Don 1939
 Shafer, Mike 1986
 Shanahan, Kyle 2007-08-09-10
 Simonson, Randy 1991-92
 Sitzman, Thomas 1962-63-64
 Sneed, Ryan 2000-01-02-03
 Sommers, Brenon 2015-16-17-18
 Southwick, Philip 1914-15
 Southwick, Stanley 1939-41
 Spitdowski, David 2008
 Sprague, A.J. 1957
 Sprague, Charles 1953-54
 Sprague, Philip 1947-48-49
 Stelter, Bob 1987-88-89-90
 Stephenson, Anton 2016-17-18-19
 Stephenson, Chris 2015-16-17-18
 Stillwell, Connor 2012-13
 Stone, Vance 1966
 Strickler, Wayne 1955-56-57
 Studenski, Peter 1972-73-74-75
 Sundeen, Gene 1947
 Suter, Wes 1983-84-85-86
 Swihart, Steve 1962

T

Tamane, Kenji 2020
 Tétrault, Stephen 2005-06-07-08
 Thurber, Dave 1971
 Thurber, John 1972
 Tideman, Zac 2023-24
 Tietze, Adam 2002-03-04-05
 Todd, Stephen 1975-77-78-79
 Tokar, Coleman 2014-15-16-17
 Traver, Harold 1971-72-73-74
 Traver, Thomas 1967-68-69
 Tubbs, Gerald 1951
 Turley, Victor 1965
 Tyndall, Mitch 2019-20-21

U

Ungar, Josh 2012-13-14-15
 Unger, James 1972-73-74-75
 Unwiler, Noah 2020-21-22

W

Wallof, Stefan 2007-08-09-10
 Warburton, Mark 1987-88-89-90
 Wassung, Jason 2004-05-06-07
 Wax, William 1960
 Weaver, L.W. 1911
 West, Duane 1974-75-76-77
 Williams, Charles 1960-61
 Williams, Mark 1977-78-79-80
 Winkelman, Jim 1978-79-80
 Wong, Travis 2022-23-24
 Wood, Derric 2003-04-05-06
 Woodard, Terrance 1965

Y

Yarwood, Bob 1950-51-52
 York, Nathan 2023-24
 Young, Dylan 2020-21-22-23

Z

Zymball, Andrew 2016-17-18-19

Women's Gymnastics

A
Albano, Trisha 1987

B
Bachmeier, Natalie 1991-92
Bacskey, Csenge 2023-24
Bair, Tami 1987-88-89-90
Baker, Barbara 1976
Barmore, Deanna 2011-12
Barth, Katelyn 2023-24
Bartlett, Shelly 1994-95-96-97
Beck, Jordyn 2014
Bertolotti, Elizabeth 1985
Blanske, Hollie 2013-14-15-16
Bosle, Renee 1982-83-84
Breen, Danielle 2015-16-17-18
Brezanski, Anita 1982
Brink, Heather 1997-98-99-00
Brown, Courtney 1996-97-98-99
Bruce, Gina 2001-02-03-04
Bryan, Debbie 1991
Bryant, Michele 1987-88-89-90
Buckey, Carrie 1977-78
Burchell, Maureen 1984
Burdette, Angie 1987-88-89-90
Busacker, Katelyn 2012
Bush, Lynne 1980-81
Bussard, Pam 1981-82-83
Byrd, Tiffany 2003-04

C
Camp, Kristi 1992-93-94-95
Campbell, Brenda 1981
Carmichael-Gerard, Patty 1978-79-80
Carter, Stephanie 2004-05-06-07
Carvajal, Cindy 1991-92
Cash, Karla 1990-91-92
Cassanos, Cathy 1986-87
Cassello, Jackie 1985
Chmelka, Carol 1980-81-82
Chung, Kelli 2016-17-18-19
Clark, Alexa 2017
Clemons, Jane 1987-88-89-90
Colombo, Clara 2020-21-22-23-24
Comin, Martina 2021-22-23-24
Concannon, Jeanne 1978
Cottrill, Nancy 1983
Crouse, Sienna 2016-17-18-19
Curtis, Makayla 2018-19-20-21-22
Czaplewski, Sandy 1977-78

D
Davis, Erin 2008-09-10-11
Davis, Kinsey 2021-22-23-24
De Jesus, Adnerys 2019-20
De Jesus-Cortes, Joanne 2021-22
DeHaan, Kim 1994-95-96-97
DeZiel, Jessie 2012-13-14-15
Dillman, Amie 1996-97-98-99
Dujakovich, Anika 2018-19-20-21-22
Dority-O'Callaghan, Bree 1999-00-01
Duval, Nicole 1992-93-94-95

E
Epperson, Abbie 2017-18
Esposito, Kristi 2004-05
Evans, Nancy 1980-81
Evenstad, Lora 2009-10-11-12

F
Foster, Shane 1990-91
French, Jen 2000-01-02-03
Frost, Emalee 2024
Furman, Terri 1982-83-84-85
Fyffe, Kristin 2009-10

G
Gard, Allie 2023-24
Giblin, Janelle 2010-11-12-13
Gibson, Genesis 2022-23-24
Gludemans, Carrie 2002-03
Gerbig, Karla 1976

Goss, Laura 1999-00-01-02
Gould, Renee 1984-85-86
Gowda, Natasha 2004
Grabowski, Kim 1981-82-83-84

H
Habib, Brittnie 2008-09-10-11
Hagemann, Char 1983-84-85
Hall, Ayzhia 2022-23-24
Hall, Teri 1984-85
Hargrove, Sarah 2019
Harris, Tami 2001-02-03-04
Harrison, Debbie 1980-81-82-83
Harvey, Vicki 1979
Hassel, Sierra 2017-18-19-20
Hawkins, Kailyn 2012-13
Hawkinson, Jennifer 1992-93-94-95
Hermanson, Kris 1978-79
Higgins, Kaitlyn 2021-22
Holling, Janet 1985-86
Homecillo, Lauren 2023-24
Houchin, Taylor 2017-18-19-20
Houk, Julie 2000-01-02-03
Howard, Kathryn 2007-08-09-10
Hutchinson, Karley 2018
Hutchinson, Torri 2018

I
Idler, Erika 1988
Ingram, Alecia 2001-02

J
Jencks, Whitney 2024
Jenkins, Martha 1992-93-94-95
Johnson, Kylee 2005
Johnson, Shelly 1994-95
Johnston, Abby 2019-20

K
Kaemmerlen, Stephanie 1989-90
Kinneman, Meg 1984
Kuenemann, Katelyn 2022-23-24
Kuo, Megan 2016-17

L
Laeng, Jennie 2014-15-16-17
Lamb, A.J. 2000-01-02-03
Lamb, Alisha 1997-98-99
Lamb, Arica 1997-98-99-00
Lambert, Ashley 2014-15-16-17
Landgraf, Libby 2001-02-03-04
Lauer, Amanda 2013-14-15
Lauer, Jennifer 2012-13-14-15
Laverman, Sue 1987
Lichtenstein, Nita 1989-90-91
Liddick, Peggy 1977-78-79
Litrenta, Susan 1980-81-82
Long, Sabrina 2006-07
Lorange, Chloe 2021
Lundeen, Carol 1976

M
Madigan, Annette 1982-83-84-85
Madsen, Karen 1979-80
Martin, Ariel 2014-15
McClelland, Sophia 2023-24
McConkey, Madison 2014-15-16
McCrady, Lisa 1988-89-90-91
McLaughlin, Laurie 1995-96-97-98-99
Meloeche, Vanessa 2005-06-07-08
Millis, Dani 2004-05
Moore, Kamerin 2015

N
Nathe, Cassandra 2009-10-13
Newport, Peggy 1976
Newport, Vicki 1976
Nicolini, Meghan 1993-94-95

O
Ocel, CeCe 1990-91-92
Ocel, Mary 1986-87-88
Oh, Laura 2017

Ohlendorf, Laura 1997-98-99
Orel, Catelyn 2016-18-19
Oxford, Misty 1996-97-98-99

P
Parsons, Emily 2005-06-07-08
Pendley, Shelly 1991
Petricek, Catherine Ann 1980
Phillips, Lori 1991-92-93-94
Piringer, Kylie 2020-21-22-23
Powers, Susan 1983
Press, Danielle 2021

Q
Quinn, Kaylee 2019-20

R
Redwine, Mary Beth 1980-81-83
Reid, Kaitlin 2011
Reisdorff, Renee 1979
Richter, Robin 1991-92
Rimply, Tamie 1976
Ringo, Amy 1998-99-00-01
Robertson, Christine 1977-78-79-80
Roby, Kynsee 2018-19-20-21-22
Rourke, Halle 2022-23-24
Ruddick, Kathi 1977

S
Saas, Jamie 2002-03-04-05
Sander, Joanie 1985
Savage, Crystal 1986-87-88-89
Saviski, Laura 1988-89-90
Scaffidi, Maria 2007-08-10-11
Schleppenbach, Jamie 2011-12-13-14
Schweihofer, Megan 2016-17-18-19
Scott, Mary 1976
Shane, Forster 1991
Shows, Kami 2016-17
Sikon, Isabel 2024
Simpson, Richelle 2002-03-04-05
Simpton, Emma 2022-23-24
Sinclair, Billy Jo 1993
Skinner, Brittany 2010-11-12-13
Slade, Jenny 1993-94
Smith, Jeaneane 1986-87-88-89
Smith, Racine 1985-86-87-88
Sniatynski, Desiré 2005-06-07-08
Spence, Emma 2022-23-24
Stanhope, Lucy 2024
Steinauer, Maddie 2010-11
Stephens, Desiré 2012-13-14-15
Stone, Kylie 2006-07-09-10
Swift, Jess 1996-97-98-99

T
Tanner, Kylie 2004
Taylor, Joy 1993-94-95-96
Thaler, Kathryn 2020-21-22-23
Thompson, Megan 2019
Thompson, Rachel 2018-19
Twoey, Jodie 1983

V
Verceles Carr, Megan 2018-19-20
Vogel, Katie 1978
Vratil, Lori 1989

W
Warren, Savannah 2023
Wertz, Jess 2000-01-02-03
Wilkinson, Nicole 1997-98-99-00
Williams, Brittney 2005-06-07-09
Williams, Grace 2015-16-17-18
Wong, Emily 2011-12-13-14
Woo, Tricia 2006-07-08-09

Z
Zabawa, Michele 2004-05-06-07

Rifle

A

Allaire, Nicole 2000-01
Aletto, Kinga 2019-20-21
Aspden, Karen 2003

C

Carter, Jaycee 2014-15-16-17
Chanek, Misty 2004-05-06
Cherame, Emily 2018-19-20-21-22
Chrostowski, Kim 2005-06-07-08
Costello, Christine 2007-08-09-10

D

Downsbrough, Melissa 2001-02-03-04
Dutton, Janine 2010-11-12-13

E

Erickson, Madelynn 2021-22-23-24
Ewert, Elizabeth 2018

F

Faught, Dacotah 2017-18
Fehlings, Kristina 2004-05-06-07
Flake, Elena 2019-20-21-22
Franzén, Andrea 2005-06
Fry, Payton 2022

G

Gadeken, Kayla 2017-18-19

H

Hansen, Kelsey 2012-13-14-15
Harrington, Katie 2005-06-07-08

J

Jeffries, Amanda 2007-08-09-10
Johannessen, Camilla 2023-24
Johnson, Laura 2004

K

Kim, Joyce 2010-11-12-13
Korthas, Maddie 2018-19-20
Kostal, Katie 2009-10-11-12

L

LaFond, Elisha 2008
Lane, Ashley 2008-09
Lorentz, Alexandria 2012-13-14-15-16
Lorentz, Elizabeth 2019

M

Mahloch, Sheena 2009-10-11-12
Major, Marissa 2013-14-15-16
Martin, Denise 2013-14-15-16
Martin, Rachel 2014-15-16-17
McGough, Ryann 2008-09-10-11
Mical, Magdalena 2013-14-15-16
Mick, Charlie 2024
Musser, Hana 2020

O

Ossi, Ceelia 2021-22-23-24

P

Peterson, Samantha 2017-18-19-20
Phillips, Lauren 2014-15
Pissos, Heather 2001
Powell, Bailey 2019-20

Q

Quinn, Sarah 2004

R

Radulovic, Nina 2016-17-18-19
Rhode, Emma 2023-24
Richards, Terim 1999-00-01-02

Richert, Eva 2005
Ridge, Victoria 2000
Russell, Sunny 2011-12-13-14

S

Sawyer, Alicia 2002-03
Spiry, Rachel 1999-00-02-03
Strauch, Mackenzie 2022-23-24
Sutton, Sarah 2017

T

Trujillo, Amanda 2000-01-02-03

U

Underwood, Stacy 2004-05-06-07

V

Virga, Hannah 2016-18-19

W

Watts, Vittoria 2023
Way, Macey 2020-21
Weiss, Kirsten 2005-06-07-08
Wilson, ReAnn 2011-12-13-14
Woltersdorf, Katelyn 2011-12-13

Y

Yager, Rachel 2017-18-19

Soccer

A

Aitchison, Kathleen 2019-20-21
Allen, Savannah 2007
Altman, Maggie 2021-22-23
Anderson, Meghan 1998-99-00-01
Andrews, Sasha 2004-05
Anglim, Lauryn 2022-23
Areman, Samantha 2011-12-13-14

B

Badje, Bri 2010-11-12
Baker, Nikki 2002-03-04-05
Baldo, Lia 2014-15
Bantnor, Laura 1994
Bartels, Stacy 2010-11-12-13
Belzile, Florence 2021-22-23
Benson, Jenny 1996-97-99-00
Berkshire, Julie 2006-07-08-09
Bevins, Katrena 1994
Bigham, Andi 1995
Borer, Reese 2023
Boswell, Danielle 1994
Boyd, Breanna 1999-00-01-02
Boyle, Aislinn 2021
Brandt, Meg 2016-17-18-19
Bredenberg, Brooke 2001-02-03-04
Brennan, Brooks 2014-15
Brennan, Rachel 2013
Brennan, Stephanie 1994
Brown, Grace 2017-18-19-20-21
Brown, Heather 1995-96-97-98
Brown, Olivia 2018-19-20-21
Bruch, Jessie 2003-05-06-07
Buel, Caroline 2015-16-17-18
Bunkers, Katie 2002-03-04-05
Burriss, Brooke 2013

C

Caniglia, Anna 2006-07-08-09
Cardona, Alexa 2007-09-10
Carey, Danica 1998-99-00-01
Carpenter, Kayma 2023
Carter, Ashley 2003
Carter, Faith 2017-18
Casey, Jourden 2011-12-13-14
Chan, Dakota 2018-19-20-21
Cincotta, Emilee 2016-17
Claassen, Courtney 2013-14-15-16
Clark, Audra 2020-21-22-23
Conroy, Mayme 2011-12-13-14
Cooke, Natalie 2017-18-19-20-21
Coons, Kenzie 2018-19-20-21
Cooper, Jenna 2001-02-03
Corder, Aubrei 2016-17-18-19
Corral, Mayte 2018
Corrie, Samantha 2023

D

Dale, Eleanor 2020-21-22-23
Davis, Hannah 2020
De Vitis, Erica 1995-96
Dennis, Tanya 2003-04-05-06
Denomme, Michelle 1995-96
Dickerson, Shannon 2006-08
Dittmar, Hannah 2011-12-13-14
Dudley, Alison 1994

E

Eddleman, Lindsay 1996-97-98-99
Eilman, Brianna 2008
Elertson, Amanda 2012
Engesser, Kim 1997-98
Erdkamp, Jackie 1998
Exstrom, Bri 2009

F

Ferraz, Helena 2016-17
Fitzgerald, Vern 2002-03-04-05
Flannery, Alyssa 2012-13
Flynn, Caroline 2012-13-14-15-16
Fox, Helen 2001-02
Franck, Tanya 1994-95-97
Fulmer, Michaela 2007-08-09-11

G

Gansebom, Karlee 2012
Gay, Kristen 1995-96-97-98
Gluck, Christine 1997-98-99-00
Goetzmann, Colleen 2007-08-09-10
Goetzmann, Katie 2008-09-10-11
Goff, Kelsey 2011

Goodell, Jessie 2005-06
Goosen, Brittany 2007-08-09-10
Gray, Caroline 2011-12-13-14
Greco, Julie 1997-98
Greenwood, Lindsey 2000-01
Greischar, Kylie 2011-12-13
Gretzky, Mila 2019
Guyott, Ella 2023

H

Hanson, Haley 2014-15-16-17
Hanssler, Maddie 2010-11
Hargreaves, Lindsay 2016
Harms, Christy 2000-01-02-03
Hauk, Nicola 2022-23
Hauk, Sami 2021-22-23
Haxton, Kelly 2000-01-02
Hayes, Maritza 2010-11-12-13
Haynes, Iman 2001-02-03
Henry, Marie-Claude 2000-01
Herbrik, Tara 1994
Hick, Ashley 2010-11
Hill, Briley 2021-22-23
Hilton, Amanda 2014-15-16-17
Hogan, Becky 1995-96-97-98
Hogan, Kari 2002-03-04
Hornbacher, Rebecca 1996-97
Huber, Elyse 2016-17-18
Hungerford, Meghan 2004-05-07

I

Iacchelli, Selenia 2005-06-07-08
Isenhowe, Lauren 2005-07-08-09
Ingram, Lindsey 2001-02-03-04

J

Jackson, Jordan 2009-10-11-12-13
Jamani, Aysha 2005-06-07-08
Jensen, Kellie 2005-06
Johnson, Erika 2014-15
Johnson, Jaycie 2013-14-15-16
Jones, Brooke 1999-00

K

Karakusis, Pam 2002-03
Kenny, Brigid 2004
King, Kristi 2015
Kirchner, McKensie 2005-06-07
Klages, Jamie 2005-06
Kraeutner, Katie 2012-13-14-15
Kusleika, Kylie 2010

L

Lamale, Leah 1999-00-01-02
Lane, Gwen 2020-21-22-23
Lanier, Brittney 2006-07-08-09
Latham, Christine 1999-00-01-02
Leachman, Kate 2019-20-21
LeBlanc, Karina 1997-98-99-00
Loebel, Michaela 2014-15-17-18
Lokanc, Ali 2006

M

Macdonald, Tara 2009-10
Maldonado, Adriana 2019-20-21
Makovicka, Ava 2023
Marchant, Sydney 2020-21
Marcus, Emma 2019
Marlborough, Morgan 2009-10-11
Massey, Alex 2012
McClanahan, Amanda 2015-16-17
McKinney, Hannah 2016-17-18-19
Merrill, Megan 2010
Miller, Erin 2000-01-02
Mills, Jessica 2007-08-09
Miramontez, Sinclair 2016-17-18-19
Miramontez, Sydney 2013-14-15-16
Morneau, Isabelle 1996-97-98-99
Mostowich, Kayla 2018-19-20-21

N

Napora, Allison 2021-22
Nelsen, Jill 1996
Nonen, Sharolta 1996-97-98-99

O

O'Neal, Emily 2016
Ochoa, Brenna 2016-17-18-19
Odermann, Jaylyn 2012-13-14-15
Officer, Lynne 1995-96-97

P

Peetz, Carly 2006-07-08-09
Penas, Abby 2003-04-05-07

Peterson, Alli 2014-15-16-17
Peterson, Haley 2021-22-23
Pfeil, Brittany 2007-08
Phillips, Paige 2000-01-02
Poehling, Lindsay 2006-07-08
Popoola, Marissa 2019-20-21-22-23
Powell, Shay 2006-07-08-09
Preston, Becky 1998-99-00-01
Prososki, Emma 2022-23
Pujado, Theresa 2017-18-19-20-21

R

Raabe, Reagan 2020-21-22
Raber, Sari 2004-06-07-08
Rappold, Molly 2011
Ratliff, Kim 1994-95-96
Reinhard, Sami 2014-15-16-17
Rheem, Kelly 1998-99-00-01
Richardson, Amber 2002-03
Rienks, Alexis 2016-17
Riley, Jamie 1994-95
Ritterbush, Kristina 1994-95
Rohloff, Chelsi 2012
Romero, Ari 2010-11-12-13
Rowell, Leslie 2015
Rudney, Ella 2023

S

Sadusky, Jetta 2004
Sanchez, Jamie 2008-09
Saunders, Kori 1999-00-01-02
Scace, Aly 2002-03-04-05
Schafers, Hannah 2014
Schatz, Kelly 2013-14
Schoen, Danielle 2005-06
Schroff, Kaile 2004
Schwarz, Abigail 2021-22-23
Short, Makinzie 2019-20-21
Siczowski, Brenda 1994-95
Slapper, Blair 2008-09-10-11
Smith, Lauren 2016-17
Smith, Sandy 1995-96-97-98
Stevens, Emma 2010-11-12-13
Stoneburner, Katie 2021
Sulprizio, Ashley 2001
Swearer, Amy 2011-12

T

Tanaka, Shannon 1998-99-00-01
Tatum, Lauren 1997-98-99-00
Taylor, Emily 2012
Tenn, Ashley 2003
Thomas, Molly 2008-09-10-11
Thrush, Sarah 2017-18
Timko, Brittany 2003-04-05-06
Turney, Nikki 2014-15-16

U

Ulness, Allison 2018-19-20-21
Uppinghouse, Kari 1995-96-97
Uveges, Savannah 2017-18-19

V

Vacek, Abby 2023
Vacek, Stephanie 1994-95-96-97
Villa, Cece 2021-22-23

W

Waite, Sadie 2022-23
Walsh, Amy 1997-98-99
Watkins, Niejia 2018
Webber, Elana 2020-21
Weber, Sarah 2021-22-23
Wehrman, Dixie 1994
White, Anna 2007-08-09-10
White, Jaclyn 2007-08-09-10
Wicker, Jacy 2006
Williams, Najah 1998-99-00-01
Willrett, Anne 2001
Woolf, Lacey 2000
Wright, Katie 2003-04
Wright, Tanya 1994-95-97

Y

Young, Hannah 2018-19-20

Z

Zade, Jordan 2021-22-23
Zugay, Ashley 2018-19-20-21
Zuniga, Andrea 2007

Softball

A

Abler, Linda 1977
 Adams, Suzi 1989
 Aerni, Cindy 1982-83-84
 Allcorn, Sherry 1994-95
 Anderson, Elizabeth 1976-77
 Andrews, Billie 2021-22-23-24
 Andrews, Brooke 2020-21-22-23-24
 Armendariz, Camyl 2021-22
 Armstrong, Alicia 2013-14-15-16
 Arnold, Danelle 2001
 Arthur, Rachel 2014-15-16-17

B

Bacon, Bella 2024
 Bahe, Anita 1977
 Bahl, Jordyn 2024
 Baker, Jill 1999-00
 Baker, Lisa 1999
 Banda, Gabby 2010-11-12-13
 Barrett, Whitney 2007-08-09-10
 Barrow, Laura 2015-16-17-18
 Bartels, Jan 1976-77-78
 Bartsch, Caitlin 2015-16-17-18
 Bates, Briana 2001-02
 Batenhorst, Beverly 1977-78
 Bettiol, Jordan 2012-13
 Biallas, Jennifer 1988-89
 Bishop, Danica 2013-14
 Blackwood, Angela 1995-96
 Bland, Samantha 2024
 Bleazard, Jamie 1997
 Bodley, Alison 1979-80-81
 Boerkircher, Kira 2002-03-04-05
 Borg, Jaime 2004-05-06-07
 Boruff, Bree 2017-18-19-20
 Bowie, Marie 1989-90-91
 Breault, Courtney 2012-13
 Brechtel, Julie 2008-09-10-11
 Bredwell, Ava 2022-23-24
 Brewer, Alice 1997-98-99-00
 Brown, Sandra 1992-93-94-95
 Bryant, Rindy 2017
 Buchholz, Amanda 2000-01-02-03
 Burgess, Amber 2000-01-02-03
 Busby, Lisa 1985

C

Candelario, Rockie 1981
 Canada, Katelyn 2023-24
 Cannon, Ginger D. 1985
 Carr, Deanne 1980-81-82-83
 Carter, Dakota 2023-24
 Carwile, Crystal 2006-07-08-09
 Casella, Andi 1982
 Cassidy, Bri 2016-17-18-19
 Chatwin, Ruth 1986-87-88-89
 Cody, Peyton 2024
 Colvert, Barbara 1977-78
 Conrad, Margaret 1976-77-78
 Cook, Lori 1989-90
 Cope, Emerson 2024
 Cope, Penny 2000-01
 Craw, Lori 1977
 Cuddeford, Michelle 1990-91

D

Davidson, Kristin 1989-90-91-92
 Day, Denise 1982-83-84-85
 Deardorff, Donna 1985-86-87-88
 DeBuhr, Ashley 2004-05-06-07
 Decker, Hailey 2013-14
 Decker, Katie 2001

Donaldson, Haley 2017
 Draemel, Jessica 1998-99
 Drake, Madison 2009-10-11-12
 Dunham, Rachel 1994-95-96-97
 Duran, Amanda 2008-09
 Dusenberry, Cody 1993-94-95-96

E

Echo-Hawk, Tobin 1993-94-95-96
 Edwards, Tatum 2011-12-13-14
 Edwards, Taylor 2011-12-13-14
 Edwards, Tristen 2017-18-19-20-21
 Ellison, Debra K. 1981-84-85
 Emmerich, Lisa 1981
 Emmons, Mori 1982-83-84-85
 Erisman, Kelly 1981-82
 Erlenbusch, Amy 1991-92-93-94
 Evans, Jocelyn 2004

F

Felder, Mya 2022-23
 Feldhaus, Denise 1982-83-84
 Felix, Alina 2023-24
 Ferrell, Olivia 2018-19-20-21
 Fischer, Carson 2019-20
 Fischer, Kerry C. 1978-79
 Fleming, Margaret 1977-78
 Foland, Heidi 2008-09-10-11
 Foley, Kathy S. 1977-78-79-80
 Forcum, Mikaela 2019
 Fowler, Mattie 2012-13-14-15-16
 Frese, Janelle T. 1986-87-88-89
 Fuente, Jamie 1998-99-00-01
 Fuller, Kimberly 2006-07
 Funkhouser, Jamie 1996-97-98

G

Gay, Jamie 2009-10
 Geis, Julie 1976-77-78-79
 Glatte, Peyton 2019-20-21-22
 Gonyea, Connie 1978-79-80
 Gonzalez, Crystal 2007
 Gorraiz, Rhonda 1986-87
 Gratopp, Teresa 1977
 Gray, Sydney 2021-22-23-24
 Guenther, Misti 1989-90-91-92
 Guile, Ashley 2008-10-11-12

H

Hagemann, Ashley 2009-10-11-12
 Haget, Nikki 2009-10-11-12
 Halsne, Ann 1988-90-91-92
 Handley, Marlys 1986-87
 Hanselmann, Heather 1995-96
 Hansen, Susan M. 1976
 Harness, Sarah 2023-24
 Hermanson, Kris 1976-77-78-79
 Hill, Molly 2006-07-08-09
 Hoffman, Candy 1979-80
 Hoffman, Deborah S. 1988
 Hoganson, Heidi 1992-93
 Hughes, Abby 2008
 Hupp, Alex 2007-08-09-10
 Huscroft, Payton 2019-20-21

J

Jablonski, Kaylan 2015-16-17-18
 James, Peaches 2001-02-03-04
 Janssen, Linda 1980
 Johnson, JoAnn 1979-80
 Johnson, Joyce 1980

K

Kadavy, Taylor 2016-17
 Keen, Jordan 2005
 Kephart, Lila 1992-95
 Keyes, Belinda 1979
 Kier, Carmen 2004-05-06-07
 Killman, Amy J. 1989-90-91-92
 Kinney, Kaylin 2021-22-24
 Kleinsmith, Cassie 2005
 Kneib, Lexey 2017-18-19-20
 Knically, Karla 1994-95-96
 Knighten, Marjani (MJ) 2014-15-16-17
 Kremer, Jane 1986-87-88-89

L

Lawhorn, Liz 2002-03-04
 Lawrick, Sheena 2002-03-04-05
 Leeper, Pamela 1976-77-78
 Leidigh, Danita 1981-84
 Liegl, Sammi 2008
 Linke, Katie 2003-04-05-06
 Linke, Kelli 2008-09
 List, Tracy 1991-92
 Lizama, Jennifer 1997-98-99-00
 Lockman, Emily 2013-14-15-16
 Long, Haley 2007-08-09
 Loos, Peggy J 1981
 Love, Amy L. 1985-86-87
 Lowe, Laura 1978-79-80-81
 Luedtke, Sue 1976

M

Mackin, Robin 2010
 Mahnke (Tschannen), Lori 1998-99-00-01
 Malecha, McKinley 2022-23-24
 Mangel, Kendall 2023
 Mannon, Emily 1992
 Martin, Heather 1999-00
 Matejka, Deb K. 1979
 Mays, Deanna 1989-90
 McCabe, Dree 1981
 McCann, Morgan 2011
 McClure, Cassie 2015-16-17
 McCoy, Christie 1997-98
 McCreed, Linda 1978-79-80
 McLeod, Sydney 2017-18
 McMillan, Denise 1991-92-93-94
 Mergele, Regan 2018-19
 Mertins, Shelby 1983-84-85-86
 Metzler, Gina 2015-16-17-18
 Middleton, Ellen 1999
 Miles, Lee Anna 1986-87-88
 Morrow, Cheryl 1979-80
 Muir, Kylee 2011-12-13-14-15
 Mullin, Meghan 2006-07-08-09
 Mundhenke, Lori 1977

N

Neal, Caitlynn 2021-22-23-24
 Newlun, Abbey 2021-22-23-24
 Nilsen, Lori 1984
 Noland, Sammi 2013-14

O

O'Donnell, Lorie 1989
 Offenbacher, Amy 1992-93-94-95
 Ogee, Kim 2000-01-02-03
 Ogdowicz, Margie 1986-87-88
 Olsensky, Caitlin 2024
 Oswald, Christy 1976
 O'Tool, Tammy 1982
 Otte, Taylor 2015-16-17-18
 Owen, Samantha 2019-20-21

P

Pascale, Brittany 2006-07-08-09
 Pasquale, Steph 2015
 Perry, Alexis 2017-18
 Pinkepank, Kelly B. 1996-97-98-99
 Pinkerton, Cindy 1987-88
 Poe, Tammy 1978
 Pola, Keana "KP" 2020
 Porter, Devin 2004-05-06-07
 Prather, Angie 1979
 Prichard, Paula A. 1976
 Pump, Marty L. 1983

R

Rabe, Ann L. 1976
 Raimondi, Melanie 1994-95-96-97
 Raley, Anni 2019-20-21-22
 Reville, Rhonda 1981-82-83
 Rex, LuAnn 1978
 Richardson, Peg 1983-84-85
 Richins, Lori 1984-85-86-87
 Riley, Ally 2018-19-20-21
 Rishel, Jill E. 1987-88-89-90
 Rishel, Joy E. 1989-90
 Robbins, Jessica 1997-98-99
 Rock, Lizzy 2005-06
 Roethemeyer, Cindy 1998-99-01-02
 Rutherford, Darcy 2006-07-08-09

S

Saum, Marla 1993-94
 Schell, Kristine K. 1976
 Schlabbach, Heidi 1985-86
 Schroeder, Ann 1982-83-84-85
 Scott, Shelley 1978-79-80-81
 Seevers, Karlee 2019-20-21-22
 Shaffer, Kathy 1977
 Shandy, Lisa 1992
 Shasteen, Ann 1986-87
 Simmons, Alyvia 2016-17-18-19

Sinclair, Sarah 1994-95-96-97
 Sippel, Lori 1985-86-87-88
 Sjulín, Lotte 2014-15-16-17
 Skegas, Stephanie 1989-90-91
 Sloan, Shae 1990-91-92-93
 Smetter, Ashley 2023-24
 Smith, Jenny 1995-96-97-98
 Southworth, Megan 2010-11-12-13
 Splichal, Jody 1992-93
 Squier, Abbie 2021-22-23-24
 Stafford, Stacie L. 1995-96
 Steffan, Anne 2002-03-04-05
 Stevens, Jennifer S. 1990-91
 Stewart, Sandra D. 1976
 Stokes, Kiki 2013-14-15-16
 Stone, Karen 1978
 Suhr, Leigh 1999-00-01-02
 Sunny, Stacy 1984-85

T

Tacha, KoKo 2003-04-05-06
 Tannahill, Trisha 2003-04-05-06
 Taylor, Ginger 1999-00
 Teten, Vanessa 1976-78
 Thaller, Angie 1990
 Thaller, Rhonda 1990
 Thomason, Brooke 2010-11-12-13
 Thoms, Malia 2024
 Tiemann, Alycia 1994
 Tobias, Summer 2003-04
 Tokheim, Talia 2023-24
 Trenka, Khara 1989-90-91-92
 Trimboli, Nicole 2001-02-03-04
 Turner, Wendy 1982-83-84-85
 Tyson, Dawna 2013-14-15-16
 Tyson, Tori 2008-09-10

U

Unzicker, Madi 2015-16-18-19
 Unzicker, Rylie 2018-19-20-21

Urness, Austen 2014-16-17-18
 Uryasz, Julie 1977-78-79-80

V

Van Fleet, Debra 1976-77-78
 Viola, Ali 1995-96-97-98
 Von Rentzell, Gloria 1993-94-95-96
 Voss, Jenny 1997-98-99-00
 Vrbka, Jean 1976
 Vucurevic, Kris 1990-91-92-93

W

Wagner, Jeanne 1982
 Waldecker, Jamie 2004-05-06-07
 Walker, Leigh Ann 1999-00-01-02
 Wallace, Courtney 2019-20-21
 Walljasper, Lindsey 2019-20
 Wangler, Lisa 2002-03
 Warner, Haidyn 2023-24
 Wegmann, Ann 1982-83
 Wichman, Cindy 1986-87
 Wicks, Nancy 1980-81-82-83
 Williams, Jenifer 1997-98-99-00
 Winchester, Lisa 1986-87
 Wolda, Mary K. 1986-87-88-89
 Wolterman, Sandra 1981-82-83-84
 Woolman, Kat 2014-15
 Workman, Haley 2011-12
 Wright, Kirby 2009-10-11-12
 Wright, Saige 2011

Y

Ybarra, Cam 2020-21-22
 Yoachim, Jessica 2003-04-05-06
 Yocom, Sarah 2018-19-20-21
 Yolo, Brittney 2003-04
 Young, Andrea 1988

Men's Swimming & Diving

(Discontinued following 2001)

A

Actemeier, David 1981-82
Adamson, Mark 1975
Ahl, Derek 1993-94-95-96
Albertyn, Gary 1992-93
Alda, Erik 1997
Alexander, John 1974-75
Amato, Salvatore 1930-31-32
Amsler, Jeff 1962-63
Andersen, Stephen 1961
Anderson, Mark 1992-93-94-95
Anderson, Terry 1962
Arcoroli, John 1991-92-93-94
Arendorf, Marvin 1956
Arizumi, Charles 1957
Asara Pedraza, Carlos 2000
Ashman, Richard 1961

B

Backer, David 1969-70-71
Balderston, Buele 1950-51-52
Ballarin, Daniel 2001
Barber, Ray 1965
Barbre, Melissa 1985
Barends, Bernard 1965
Barnard, Hugh 1955
Barnes, Knolly 1957
Barry, Jack 1936-37
Bauers, LaVern 1961
Beck, Tom 1988
Becker, Donald 1954
Beechner, Samuel 1965
Bell, Ryan 1988-90-91-92
Benavides, Juan 1994-95-96-97
Bendkowski, Todd 1979-80
Bengtsson, Anders 1991-92-93
Bennett, Mark 1995-96-97-98
Benson, Donald 1960
Bentz, Calvin 1955
Bergman, Daniel 1996
Bernet, Darrel 1957
Bidman, Jan 1990
Bilyeu, Craig 1990-91
Bischoff, Allen 1967
Bodensteiner, Carl 1956-57-58
Bohanan, William 1958
Bond, John 1957
Bonilla, Roberto 1994-95
Bonnemier, Joe 1958
Booth, William 1980-81-82-83
Borrett, Tad 1986-88
Boshoff, Francois 1993-94-95-96
Bosse, Sherri 1983
Bosveld, Roger 1959-60-61
Botello, Javier 1999-2000
Bowden, Robert 1973-74
Boyd, Alastair 1989
Boyd, Tim 1980-81-82
Bracken, David 1990
Braden, Ann 1979-80-81
Brainerd, Henry 1924-29
Branch, Perry 1947-48-49
Brandon, Barrett 2001
Brandt, Don 1952
Bredthauer, Oscar 1957
Brejnik, Brian 1983-84
Brinner, Tim 1983-84-85-86
Bro, Jeff 1992-93-94-95
Mronnon, Mike 1975
Brooks, Daniel 1970
Brown, Jeff 1984-85-86-87
Brown, Jerry 1958

Brown, Lucas 2000
Brush, Raymond 2000
Bryan, Michael 1986
Brzezinski, Walter 1967-68-69
Bucklin, Ronald 1958-59-60
Bunsen, Dale 1951
Burchill, George 1965-66-67
Burgard, Joseph 2001
Burr, William 1956-47

C

Campbell, Jack 1947-48-49-50
Campbell, John 1950
Campbell, William 1991-92
Campioni, Andreas 2001
Carlson, Dennis 1962
Carson, Hugh 1922
Carter, Lee 1955
Castro, Reynoldo 1982-83-84-85
Chambers, Thomas 1963-64-65
Church, Howard 1932-33-34
Clark, Emmett 1991-92
Clark, Matt 1985-86-87-88
Cook, Erik 1996-97-99-00
Cook, Tom 1968-69-70
Cotner, Doug 1963-64
Cotter, Eugene 1953-56-57
Cummings, Steven 1980
Cushing, Don 1986-87-88

D

Dahir, John 1974-75-76-77
Dahl, David 1972-73
Dahl, Vincent 1983
Daub, Russell 1963
Davidson, Craig 1993-94-95
Davis, William 1974-75-76
DeCarolis, Daniel 2000
Decker, John 1967
Delgado, Tom 1979
Dellota, Kriss 1983
Dermyer, Dan 1972
Desmond, Jerry 1951-52-53
DiBiase, Patrick 1976-77
Diedrich, Mark 1979-80-81-82
Diedrich, Michael 1982
Dille, James 1930
Dort, Douglas 1936-37
Douglass, Will 1979-80-81
Downey, Game 1999
Drake, Aaron 1982-83-84-85
Drakulich, Ronald 1966
Draper, Kam 1996-97
Draper, Richard 1946-47
Dudley, Robert 1989-90
Duff, Wallace 1963
Duran, Earnest 1984-85-86
Duven, Daniel 1967-68-69
Duxbury, Paul 1974-75-76-77

E

Easterday, Dan 1990-91-93
Eastin, Matt 1990-91-93
Ebbert, Keith 1996-97-98-99
Eboto, John 1981
Echtenkamp, Gerald 1977
Eckelman, Eric 1979
Edmondson, Mike 1984-85-86
Edwards, William 1940-41-42
Elgert, Patrick 1969
Elliot, Steve 1979-80-82
Erb, Donald 1929

F

Fagler, Willard 1953
Farrell, Jerry 1957
Fellows, James 1984-85-86-87
Ferrell, Jerry 1969-71-72
Fink, Robert 1990
Finney, Justin 1993-94
Fisk, David 1983
Fitzpatrick, Robert 1989-90
Flansburg, Chuck 1964
Flaska, Todd 1979
Ford, Alvin 1955
Ford, Christopher 1993-94-95
Foster, David 1996-97-98
Foster, Guy 1979-80-81-82
Foster, Leroy 1940-41-42
Fowles, William 1962-63-64
Frampton, Sean 1987-88-89-90
Frank, Dave 1964-65-66
Frank, Dick 1965
Frank, Jim 1960
Frazier, Don 1965-66-67
Frisch, Robert 1963-64-65
Fry, Dan 1971-72
Fry, Josh 1995-96-97-98
Fry, Peter 1998-99-00

G

Gabrielson, Ron 1964-65
Gacusana, Jose 1959-61
Gaeth, Ken 1966-67
Gaines, Stephen 1967
Galbraith, Dennis 1965
Gardner, J. 1916
Garland, Doug 1990-91-92-93
Gary, Russell 1977
Gavin, Jack 1933-35-36
Geyer, Douglas 1990-91-92-93
Gilberton, Rick 1982-83-84
Gillette, Marc 1977
Giraudeau, Peter 1990-91-92
Glantz, Don 1953
Gleisberg, Bob 1965
Genski, Steve 1980
Goetz, Steve 1967-68-69
Golan, Frederick 1947
Golliglee, Tim 1982-83
Goodman, Barry 1980
Goodrich, Matt 1981-82
Goodwin, David 1981-82-83
Gordon, Richard 1966-67-68
Goth, Harvey 1952
Gradwohl, David 1953-54-55
Grah, Rick 1977
Grantham, Skip 1981
Green, Lance 1979-80-82
Gregory, Kevin 1994-95-96-97
Griffin, Dick 1973
Grimm, Marvin 1947-48-49-50
Groat, Jackson 1930
Grobeck, Dan 1980-81
Groth, Jay 1961-63

H

Haecker, Kelly 1983
Hagelin, Richard 1936-37-39
Hahn, Jon 1999-00
Harley, Thomas 1949-50-51
Harris, Randy 1980-81
Hartford, Robert 1977-78
Hartwig, Tory 1992
Harvey, Brent 1991-92
Havekost, Rick 1988-89

Hayhurst, Mike 1980-81
 Healey, Patrick 1951-52-53
 Heaton, Michael 1981-82-83-84
 Hecker, David 1983-84-85-86
 Hein, Brian 1969-97
 Hein, William 1951
 Helmesdoerfer, Fritz 1957
 Hempelman, Bernie 1968-70
 Hendricks, Dennis 1977
 Henry, William 1962-63-64
 Hergenrader, Robert 1964
 Hestbeck, Marion 1929-30-31
 Hueke, Tom 1971-72
 Hewes, Martin 1991
 Hewitt, Donald 1954-55
 Hill, George 1949-50-51
 Hill, Jim 1969-70-71
 Hill, Richard 1954-55-56
 Hinrichs, Scott 1980-81-82
 Hlidek, Dick 1952-53-54-55
 Hobbs, Alan 1986-88
 Hoelting, Eldon 1954
 Holean, John 1956-57-58
 Houchen, Tom 1955-56
 Hubner, Doug 1985-86-87
 Hubner, Michael 1988
 Huelskamp, Jim 1984-86-87-88
 Humphrey, Doug 1992-93-94-95
 Hunt, Tad 1984
 Hunton, Frank 1923-24-25

I

Ingel, Robert 1977
 Irvin, Mike 1986-87-88-89
 Isaza, Jose 1995

J

Jackman, Norman 1974
 Jackson, Michael 1964-65-66
 Jager, Bill 1987
 Jameson, Mark 1984
 Johansson, Richard 1991
 Johnson, Bryce 1958-59
 Johnson, Douglas 1969
 Johnson, Richard Kelly 1980-81
 Johnson, William 1963
 Johnston, Rodney 1995
 Jones, Stace 1999
 Jonsson, Bengt 1979-80
 Joubanc, Michael 2000
 Jowdy, Ed 1985-86-87-88
 Jody, Stephen 2000

K

Kalmikovs, Valery 1997-98-99-00
 Kanamine, Theodore 1949-50-51
 Kandel, Jason 1993
 Kapinus, Justin 1997-98-99
 Karlsson, Jan 1991
 Karnes, David 1970
 Kathrein, William 1967-68-69
 Kavan, Patrick 1992-94
 Keane, David 1981
 Keller, Jeff 1978
 Keller, Stephen 1990-91-92-93
 Kelley, Whitney 1929
 Kelley, William 1933
 Kelsey, Allan 1992-93
 Kenagy, William 1967
 Kenagy Jr., Wyman 1955-56
 Kerr, Jonathan 1991-92-93-94
 Kershner, Isaac 1988
 Keyter, Seddon 1989-90-91-92
 King, Conrad 1946-47-48-49
 Kinney, Nate 1990-91

Kirkbride, Louis 1924-25
 Klaren, Patrick 1985-86-87-88
 Kleinkauf, James 1929
 Knox, Guy 1989
 Kohll, Justin 1981-82
 Korff, Jim 1980-81-82-83
 Kostboth, Kollin 1986-87-88-89
 Kovacs, Gyorgy 1993-94-95
 Krause, John 1936-37
 Krauss, James 1968-69
 Krouze, Robert 1974
 Kruger, Jaco 1987-88-89
 Kuklin, Harry 1934-35
 Kuntze, Darin 1990

L

Lackey, Robert 1932
 Landgren, George 1963
 Larsen, Gary 1959
 Larson, Sean 1988-89-90-91
 Lauver, Troy 1989
 Law, Charles 2000
 Leander, David 1980
 Leask, Richard 1935-37-38
 Lebaron, Marc 1973
 Lebruska, Larry 1961
 Levy, Charles 1962-63
 Lewis, Larry 1956
 Ligett, Lee 1967-68
 Lightle, John 1954
 Lin, Scott 1983-84-85-86
 Linder, Jon 1984-85-86
 Lindgren, Dave 1979
 Lindley, George 1922-23
 Little, King 1968-69-70
 Locklin, Bert 1997-98-00
 Lodholm, Benjamin 1996-97-98-99
 Lodwig, Keefe 1963-64-66
 Loos, David 1961
 Looschen, Cliff 1982-83
 Looschen, George 1981
 Ludwick, Ralph 1936-37
 Luedke, Spencer 1970-71-72-73
 Lundren, Kenneth 1963
 Lynde, Glyndon 1934-35-36

M

Maack, Richard 1977-78
 MacLaughlin, James 1992
 Madson, Everett 1962
 Majetich, Mark 1969-70-71-72
 Malone, Ryan 2001
 Manard, Bradley 1973
 Manning, Mark 1978
 Markus, Steven 1973
 Marti, Curtis 1991-92-93-94
 Martin, Scott 1974
 Masterson, Bernard 1932-33-34
 Mathias, Joshua 1996-97-98-99
 Mathias, Justin 2000
 May, Stephen 1967
 Maza, Ryan 1990-91-92-93
 McAdams, Gayle 1965-66
 McClean, Larry 1959-60-61
 McClymont, David 1971
 McElroy, Mike 1977
 McKnight, Dustin 2001
 McLachlan, Aaron 2001
 McMahon, Kevin 1992-93
 Meade, Ronald 1958
 Menghini, Brent 2001
 Meyers, Lewis 1985-86-88-89
 Mihara, Kuniaki 1960-61-62
 Miller, Doug 1974
 Miller, Jason 1993-94

Miller, Ken 1965-66
 Minor, Jack 1932-33
 Miranda, Rafael 1998
 Mitchell, Bob 1961-62
 Mizelle, Robert 1978-79-80-81
 Mockler, Frank 1929-30
 Moller, Bjorn 1993-94-95-96
 Moore, Keith 1984
 Moore, Roger 1946-47-48
 Morin, Jason 1989
 Moss, Bryan 1975-76-77
 Mott, Michael 1971
 Mountford, William 1949
 Mousel, Wendell 1955
 Munro, Mark 1972
 Murphy, Patrick 1975-76-77-78
 Murray, Bill 1989-90-91-92
 Murtaugh, Jerry 1967

N

Nabegh, Pedram 1999-00
 Naviaux, Larry 1955
 Neal, John 1984
 Nelson, Jonathan 1995-96-97-98
 Nickerson, Tom 1964-65-66
 Nielsen, Mark 1991
 Niemeyer, Travis 1996
 Nieuwenhuis, Mark 1989
 Nootz, Steven 1968-69-70
 North, William 1957-58-59
 Novinski, Dan 1986-87-88-89

O

O'Donnell, Robert 1970-71
 Oberg, Eric 1984
 Ognibene, Eric 1983-84-86-87
 Oldberding, Chad 1995
 Oldfield, Lester 1941-42-47
 Oliva, Carlos 1999-00
 Olson, Dave 1994
 Olsewski, Jerry 1979-80

P

Papadakis, Myron 1960
 Parker, Dale 1965-66-67
 Pattavina, Alfred 1929-30-31
 Pearson, Jeffrey 1990-91
 Penney, Eric 1987
 Perry, Greg 1980
 Peters, Gary 1979-80-81
 Petersen, Jerry 1953
 Peterson, Gordon 1952-53-54-55
 Peterson, Max 1943
 Peterson, Michael 1970
 Phelps, Robert 1949-50-51
 Philip, Neil 1922-23
 Pickett, Jim 1960
 Pine, Adam 1997-98-99-00
 Poleo, Tony 1986-87
 Porter, Dean 1942-47-48
 Pratt, Jim 1970-71
 Prentiss, John 1966-67-68
 Pugsley, Jack 1954
 Pump, Marty 1983

Q

Qualley, George 1998
 Quast, Tim 1980
 Quitmeier, Kevin 1981

R

Radke, Tom 1987-88
 Rainey, Luke 1995
 Ramsey, Theodore 1994-95
 Rasser, Eric 1996-97-98-99

Raynor, Steve 1974-75
 Rea, Chuck 1984-85
 Redfield, Richard 1974
 Reding, Terry 1973-74
 Reed, Lloyd 1954
 Reedy, Chris 1986
 Renfer, Ronald 1957-58-59
 Rensch, Richard 1970
 Renzelman, Gary 1953
 Rhodes, Rick 1979-80
 Rice, Greg 1979
 Rief, Edward 1986-87-88-89
 Riesing, Thomas 1968
 Roberts, David 1962-63
 Robertson, Jim 1988
 Roddick, Lawrence 1988-89
 Rogers, Karl 1995
 Rogis, Anthony 1999-00
 Ruser, Scott 1975-76
 Rutford, Kris 1978-79-80-81
 Rutqvist, Anders 1979-80
 Rye, Matthew 1981-82-83

S

Sammons, Todd 1996
 Sample, Tobin 1990
 Sandstedt, Robert 1955
 Sarbak, Gregg 1991
 Satterthwaite, Dean 1988
 Scheer, Bob 1972
 Scheffer, Russel 1982
 Schmidt, David 1969-70-71
 Schmidt, Richard 1963
 Schorr, Paul 1956-57
 Schultz, Scott 2001
 Seebach, Kyle 1990-91-92-93
 Sefzik, George 1969-70-71-72
 Seymour, Terry 1972-73-74-75
 Shaneyfelt, Rick 1980
 Shapland, Mark 1978
 Sharp, Terry 1969-70
 Sharp, Tony 1966
 Shearer, Rick 1969
 Shleifman, Alex 1995-96-97-98
 Shoecraft, Jerry 1979
 Short, Bryan 1970-71-72
 Siebler, Dwight 1957
 Simmons, Lee 1971
 Sisk, Tom 1988
 Skaug, Jon 1958
 Slusar, Peter 1952-53

Smith, Jay 1962-63
 Smith, Paul 1981
 Smith, Richard 1989-91-92
 Smith, Steven 1961
 Snodgrass, Robert 1983-84
 Sorensen, Steven 1966-67-68
 Spencer, Alvin 1985-87
 Spilker, Larry 1970-71
 Sprague, Charles 1953
 Sparague, Philip 1946
 Stanfield, Joe 1979
 Stasiowski, Jim 1968-69-70
 Steimer, Pat 1998
 Stephenson, Kyle 1980
 Stoveland, PerOve 1984
 Stevens, Jamie 1994-95-96-97
 Stocker, Joe 1959-60-61
 Stoebner, Petter 1989-90
 Stoiike, Randy 1971
 Stone, Alston 1989
 Stone, David 1990
 Stoneman, Dean 1955
 Strickland, Damon 1996-97-98-99
 Stus, Tom 1987-88-89-90
 Stynes, Jason 1989-90-91-92
 Sutherland, Kenneth 1930-31-32
 Sutton, Doug 1964-65-66
 Swaim, Phil 1961-62-63
 Switzer, Justin 1991-92-93-94

T

Tangdall, James 1954
 Tagney, William 1955-56-57
 Talbert, Rhett 1989-90
 Terbush, Randal 1980
 Thompson, Adam 1994
 Thornbrugh, Darren 1995-96-97-98
 Thornton, Robert 1936-37
 Thorpe, Doug 1956-57
 Tice, Terry 1965-66-67
 Tidball, Govinda 1996-97-98-99
 Tiltmann, Laren 1993-94
 Timm, Greg 1992
 Timmerman, Richard 1957
 Tobin, Dax 1998
 Tognetti, Conrad 2000
 Tomson, Frank 1958-59-60
 Torrens, Ralph 1969
 Trabert, Frank 1958-59-60
 Treece, Tom 1985-86-87

U

Ungles, William 1974
 Urbine, Terry 1974
 Utsler, Rex 1964

V

Vaccaro, Jeremy 1994-95
 Vanderlippe, Richard 1929
 Vendl, Charlie 1985-86-87-88
 Verbeeck, Marc 1990
 Voss, Dale 1959

W

Waldo, Gregg 1929-31
 Waldron, Michael 1963-64-65
 Walker, Kent 1998
 Walter, Alexander 1966
 Walter, Todd 1983-84
 Walton, Branch 1959-60-61
 Warner, Whit 1985
 Waterbury, Stuart 1973-74
 Watermeier, David 1973-74-75-76
 Weires, Kevin 1982-83-84
 Weisser, Paul 1984
 Welliver, Earl 1982-83
 Wennberg, Conny 1994-95-96
 Westerlund, Goran 1978-79
 Whelchel, David 1981-82
 Whitaker, Harvey 1929
 Whitcomb, Colin 2000
 Whitworth, David 1932
 Wiken, Erik 2000
 Williams, John 1974-75
 Williams, Jon 1963
 Williams, Mark 1977
 Williams, Peter 1988-89-90
 Windisch, Michael 1997-98-99-00
 Winebrinner, Eric 2000
 Withrow, Taylor 1964-65-66
 Worden, Ralph 1939-40-41
 Wright, William 1962

Y

Yeager, Cory 2000
 Yost, Douglas 1979-80-81-82
 Younger, Evelle 1938-39

Z

Zimmerman, Wes 1986-87

Women's Swimming & Diving

- A**
- Aarsen, Amy 1988-89-90-91
 Acheson, Taylor 2019-20-21
 Agee, Cindy 1977-78-79-80
 Ahl, Karla 1995-96
 Allen, Missy J. 1991-92-93
 Allington, Missy 1986
 Alshammar, Therese 1998-99
 Ambrosich, Jordyn 2010
 Andrews, Jess 2008-09-10
 Apker, Jean 1980
 Appleget, Olivia 2017
 Armijo, Rachael 2002
 Arntz, Kaitlin 2007-08-09-10
 Arntzen, Kellye 1978
 Ashley, Samantha 1996-97-98-99
 Atoe, Jehan 2010
 Auer, Barbara 2001
 Austin, Eila 1976-77
- B**
- Backhaus, Cary L. 1978-79
 Bailey, Lauren 2004-05-06-07
 Baker, Lana 2003-04-05-06
 Balogh, Bobbi 2009-10-11-12
 Baratta, Gabby 2018-19-20-21
 Barker, Allison 1988-89
 Barker, Melody 1982
 Barragan, Kathy 1989-90
 Barth, Kaitlyn 2020-21-22-23
 Sarah Barton 2021-22-23-24
 Bauernfeind, Jenny 1989-90
 Baxter, Abigail 2024
 Becker, Emily 2003-04-05
 Beeler, Tori 2017-18-19-20
 Berger, Carol 1980
 Berning, Maggie 2019-20-21-22
 Bernth, Tamara 1999-00
 Bickel, Eileen 1979
 Biggs, Ann K. 1981-82-83-85
 Bilunas, Alexandra 2014-15-16
 Birmingham, Sherri 1985-86-87-88
 Bisiacchi, Caterina 2024
 Bodner, Marciann 1991-92-93-94
 Bodzek, Amanda 1997
 Bolinske, Bailey 2009-10
 Bonge, Jennifer 1996
 Bougie, Shea 2017-18-19
 Bowden, Katie 2005-07
 Bowser, Charlene 1991-92-93-94
 Braddock, Lynne 1988-89-90-91
 Brandenburg, Trisha 1997
 Brassard, Cassandra 2015-16-17
 Bray, C.J. 2007-08-09
 Brinkman, Anne 1976
 Brochner, Michelle 1983-84
 Brock, Janna 1999-00
 Broker, Sarah 2007-08
 Broyhill, Kristin 2002
 Brudvik, Elisabeth 1982
 Buchholz, Heidi 1991-92
 Buoy, Amie 2003-04-05-06
 Burbach, Emily 2008-09
 Burley, Shannon 1976
 Butcher, Michelle 1990-91-92-93
 Butler, Jenny 1987-88-89
- C**
- Cairns, Caitlin 2021-22-23-24
 Campos, Elsa 1996
 Carew, Erin 1995-96-97-98
 Cashman, Susan 1984-85
 Cassidy, Coleen 1978-79
 Christensen, Kelly 1991-92-93-94
 Christensen, Molly 2001
 Clairmont, Kelsey 2023-24
 Clark, Becki 1987-88-89-90
 Clark, Catherine 2002
 Clark, Erica 1995-96-97
- Clark, Mackenzie 2003-04-05-06
 Clements, Sarah 1996
 Clennan, Stephanie 1984-85-87-88
 Cloud, Mariesa 2008
 Coffey, Audrey 2019-20-21-22
 Coffman, Renee 1985-86
 Collura, Taryn 2013-14-15-16
 Cosgrove, Carmen 2001
 Cottrell, Kara 2016
 Coughlen, Madison 2018-19-20-21
 Crawford, Emilee 2004-05-06-07
 Criss, Colleen 2007-08-09-10
 Criss, Karen 2009-10
 Criss, Michelle 2004-05-06-07
 Crooks, Cathy 1992-93-94-95
 Crosby, Michaela 1976-77-78
 Culbertson, Alyssa 2001
 Cunningham, Michaela 2013-14-15-16
 Custer, Tammy 1989-90-91-92
- D**
- Danburg, Janet 1995-96-97-98
 Davis, Katie 2012-13
 Dean, Hailey 2007-08-09-10
 Delcamp, Ellee 2023-24
 Delue, Diana 1976
 Den Hartog, Bobi 1981
 Den Otter, Tami 1993-94
 Desormey, Claire 2008-09-10-11
 Deveau, Bria 2013-14-15-16
 DiBaise, Patty 1982
 Ditch, Mary 1976
 Ditter, Katie 2013-14-15-16
 Dodd, Melanie 1993-94-95-96
 Doering, Natalie A. 1979
 Donahue, Gabby 2021-22-23-24
 Drummond, Jerilyn 2001-02
 Dufour, Ellan 2010-11-12-13
 Dulgar, Kate 2003-04-05-06
 Dunn, Kelly 2012-13-14-15
 Dykes, Nancy 1976
- E**
- Eckstrom, JoDea L. 1978-79-80
 Ehly, Jordan 2015-16-17-18
 Ely, Pam E. 1985-86-87-88
 Enoch, Ann 1997-98-99-00
 Ericksen, Heather 1991-92-93-94
 Erickson, Danielle 2003-04
- F**
- Falck, Kathy 1976
 Filipic, Anna 2014-15-16-17
 Fischer, Aimee 2015-16-17
 Fischer, Elvira 2000-01
 Fitzpatrick, Abby 2005-06
 Flannigan, Morgan 2011-12-13-14
 Flatt, Kaylyn 2016-17-18-19
 Fonfara, Elizabeth 1997
 Forsberg, Christy L. 1985
 Fortino, Jeni 2000-01-02-03
 Fox, Kelly 1989-90
 Freathy, Mary 1980
 Frederick, Chris P. 1990-91-92-93
 Froiland, Kathryn 1996
 Frymire, Jana 1978
- G**
- Garcia, Jenell 1988-89-90-91
 Giehl, Julie 2008-09-10-11
 Giganti, Francesca 2015-16
 Gilmore, Shauna 1983-85-86-87
 Glazebrook, Jane 1993-94-95-96
 Gmeiner, Chris 1988-89-90-91
 Goble, Gail 1978
 Goebel, Beth 1976
 Gonzalez-Garcia, Carla 2017-18-19-20
 Goodman, Adrienne 2005-06-07-08
 Goodridge, Janet 1981
 Gordon, Kristen 2002
- Gotchel, Ingrid 1997-98-99-00
 Grammar, Ashleigh 2011-12-13-14
 Greeneway, Abigail 2017-18
 Grommer, Julie M. 1992-93-94-95
 Grover, Betsy 2005
 Grushecky, Kelsey 2008-09-10-11
 Guy, Shannon 2011-12-13-14
- H**
- Haebig, Autumn 2018-19-20-21-22
 Haines, Emily 2022-23-24
 Hain, Anne 1981
 Hall, Carol 1980
 Hall, Maia 2022-23-24
 Hampel, Cindy L. 1985-86
 Hardewig, Samantha 2013-14-15-16
 Harmon (Creek), Kailey 2011-12-13
 Harned, Antonina 2024
 Harnly, Jennifer J. 1992-93-94-95
 Harris, Heidi L. 1977-78-79
 Havens, Sara Kate 1997
 Haws, Kris 1991-92-93
 Hayman, Lois 1976-77-78
 Hayward, Sherri M. 1980-81-82-83
 Heaton, Marcia 1982-84
 Hecker, Heidi 1984-85-86-87
 Hedrick, Samantha 2017
 Hegge, Shellie 1994-95
 Hehn, Kerri 2000-01
 Heisler, Cathy 1983-84
 Helfrich, Lindsay 2016-17-18-19
 Herman, Amy 2010-11-12-13
 Heyns, Penny 1993-94-95-96
 Highestrom, Lindsey 2000-01
 Hill, Laurel 1989-90-91-92
 Hoffman, Katie 1997-98
 Holderman, Esmie 2003-04-05-06
 Hollander, Ellen 1976-77-78-79
 Holmes, Brooke 2016
 Hoppentrath, Blaine 2008-09-10-11
 Hunsicker, Beth 1997-98-99-00
 Hunter-Beckinsall, Amanda 1995-96-97-98
 Hurley, Erin D. 1985-86-87-88
 Hutchinson, Mariah 2007-08-09-10
- I**
- Ida, Kelsey 2007-08-09-10
 Ingles, Bailey 2004-05-06-07
- J**
- Jakob, Melanie 1977-78-79-80
 Jenkins, Ciara 2012-13-14-15
 Jensen, Courtney 1997-98-99-00
 Jeschke, Jacqueline 2016-17-18-19
 Johnson, Brooke 2000
 Johnson, Becky 2003-04-05-06
 Johnson, Carole 1987-88-89-90
 Johnson, Emma 1999-00
 Johnson, Melissa 1985
 Johnson, Shandra 1998-99-00
 Jolly, Courtney 2006-07-08-09
 Jones, Juli 1993-94-95-96
 Jorgenson, Gena 2023-24
 Jowsey, Sara 1997-98-99-00
 Juffer, Jacqueline 2013-14-15-16
- K**
- Kafka, Sheena 2003
 Kalman, Michelle 1984
 Kane, Kathy 1980
 Kappenman, Lorie 1986-87-88
 Karaica, Beth 1997-98-99-01
 Karty, Cheryl A. 1992-93
 Kavalec, Brandie 2008-09-10-11
 Keathley, Mallory 2004
 Keester, Pam 1978
 Keith, Olivia 2019
 Kelling, Amy 1995-96
 Kelly, Kenya S. 1984-85-86
 Kennedy, Ann 1980

Kennedy, Margaret 1980
 Kennedy, Peg 1980
 Keown, Kellie L. 1982
 Kerns, Carrie L. 1992-93
 Killin, Sandra 1981
 Kilpatrick, Katelyn 2019-20-21-22-23
 Kincade, Virginia 1976
 King, Alex 2003-04-05-06
 Klein, Kristina N. 1992-93-94-95
 Knapton, Abigail 2017-18-19-21
 Kopas, Allison 2018-19
 Korinek, Christy 1980-81
 Koss, Haley 2005
 Kruse, Audrey 2008
 Kucera, Lexi 2021-22-23-24
 Kurzdorfer, Conley 1981

L
 Lammell, Julie 1983-84-85-86
 Lanaghan, Kimberly 2020-21
 Land, Rebekah 2012-13-14-15
 Landgreen, Laura 2002-03
 Langemeier, Karla K. 1983
 Larka, Karin 2000-01
 Larson, Kelsey 2010-11-12-13
 Lashley, Debora, 1982
 Lauren, Destiny (Mikaela) 1995-96-98-99
 Lawrie, Dianne 1978
 Lawson, Wendy 1991
 Lehman, Patti 1978
 Leigh, Maureen 1978
 Leslie, Mailene 2009-10-11-12
 Lewis, Sue 1977-78
 Liston, Shawn 1986-87
 Livingston, Berkeley 2020-21-22-23
 Lloyd, Madison 2022-23-24
 Lobdell, Jackie 2001
 Long, Terri A. 1987-88-89-90
 Lucero, Wendy 1982-83
 Luellen, Katherine J. 1994-95
 Lundy, Catherine A. 1982-84-85
 Lunn, Laura 2003

M
 Maack, Marian C. 1979
 Magee, Lise 1976
 Manhalova, Lenka 1997-98
 Marchi, Giulia 2023-24
 Margetic, Anja 1993-94-95-96
 Marinkovich, Andie 1980
 Markgraaff, Lezelle 1993-94-95
 Markota, Nicole T. 1996-97
 Marshall, Kenna 1985
 Martin, Hayley 2010-11-12-13
 Maruk, Leane 1990-91-92-93
 Marvin, Sutton 2018-19-20
 Matheny, Mindy 1988-89-90-91
 Matheu, Angie 2003-04
 Matthews, Meredith 2008-09-10-11
 Mauck, Teresa 1996-97
 May, Julie 1985-86-87-88
 McCafferty, Morgan 2016-17-18-19
 McCauley, Julie 2004
 McClain, Rachell 2008-09-10-11
 McCracken, Sydney 2022-23-24
 McDonald, Anna 2016-17-18-19
 McDonald, Molly 1998-99-00
 Meier, Jan 1987
 Melrose, Jenny 1991-92
 Mexia, Melissa 2013-14
 Meyer, Jane 1982
 Michaud, Payton 2011-12-13-14
 Miller, Terrie 1997-98-99
 Milliman, Sally 1980
 Mills, Dani 2007
 Moninger, Ann 1979-80-81
 Morrison, Cathy 1978-79-80-81
 Morris, Natalie 2012-13-14-15
 Moss, Elizabeth 2000-01
 Mugge, Sarah 2002
 Muller, Helene 1997-98-99-00
 Murray, Izzie 2018-19-20-21

N
 Neuenfeldt, Gretchen E. 1990
 Neuenfeldt, Kristen L. 1988-89-90-91
 Nilsson, Anna 1996-97-98-99

O
 Oeltjen, Erin 2014-15-16-17

P
 Pacilio, Bridget 2016-17
 Park, Heather D. 1994-95-96
 Pearman, Lori 1978
 Pederson, Jennifer 1986-87-88-89
 Peffer, Sarah 2000-01
 Pennefather, Lee 1987-88
 Pentlarge, Jessica 2018-19-20-21
 Perri, Jennifer 1987-88
 Petersen, Courtney 2003
 Petersen, Kristin 2002
 Peterson, Ashley 2002
 Peterson, Deborah 1976-77
 Pike, Lori L. 1982
 Pine, Sasha 1997-98-99-00
 Pons, Bailey 2011-12-13-14
 Pool, Carrie 1994-95-96
 Porter, Stacia L. 1980-81-82-83
 Posthuma, Dana 2016-17-18-19
 Powers, Dana 1984-85-86-87
 Powers, Rachel 2018-19-20-22
 Pratt, Laura 1987
 Premo, Michelle 1981
 Prey, Sharill 1983-84-85-86

R
 Ramsey, Alyson 2010-11-12
 Ramus, Lisa R. 1987
 Randby, JoJo 2022-23-24
 Reiter, Ashley 2010-11-12-13
 Ressler, Kaci 2005-06-07
 Reyes, Sarah-Erin 1995
 Rhodenbaugh, Courtney 2010
 Rhodes, Mira 2018-19-20-21
 Ridgeway, Lydia 2010
 Ricketts, Emily 1983-84-85-86
 Riegal, Julie 1991-92-93-94
 Rieke, Elizabeth 2000-01
 Riggott, Amelia 2024
 Rinne, Ann M. 1978-79-80
 Roller, Julia 2014-15-16-17
 Roman, Hallie 2019-20-21-22
 Ronquillio, Madesyn 2021-22-23
 Rosenthal, Molly 2020-21-22-23
 Rowe, Taradee 1996-97
 Russell, Julia 1994-95-96-97
 Rye, Mary Beth 2012-13

S
 Saad, Yasmin 2002
 Sabo, Nikolina 2012-13
 Sandeberg, Katrina 2003
 Savage, Katie 1991-93
 Savitt, Savannah 2017-18-19-20
 Schlatter, Rachel 2003-04-05-06
 Schmidt, Cheryl 1977-78-79
 Schmidt, D'Arcy 2009-10-11-12
 Schmerbach, Michele 2000-01
 Schnack, Casey 2004-05-06-07
 Schreiner, Christine 2001
 Schubert, Tami 1988
 Schwery, Nicole 2013-14-15-16
 Sebesta, Linda 1983-84-85-86
 Sedlacek, Stacey 1997-98-99-00
 Seidel, Riley 2009-10-11-12
 Seymour, Lauren 2001
 Shacklett, Suzy 1997
 Shea, Caroline 2009-10-11-12
 Sickle, Katt 2013-15-16-17-18
 Sides, Allison J. 1992-93-94
 Siemert, Lynn 2005-06-07-08
 Simon, Laura 1997-98-99
 Sloth, Heidi 1982-83
 Smith, Beth 1991
 Snell, Jana 1992

Sougey, Debora 1978
 Souppa, Kirstin 2001
 Spark, Amanda 2002
 Spencer, Ruth 1976
 Spindler, Laura 1979-80-81-82
 Stahlnecker, Ann 1981
 Stalheim, Lindsey 2017-18-19-20
 Stanek, Penny J. 1985-86
 Stansbury, Danielle 2004-05-06-07
 Stein, Ella 2021-22
 Stenger, Candace 2002-03
 Stewart, Rhonda F. 1988
 Stott, Shannon 2021-22
 Stratton, Kristin 2001
 Strecker, Kristin 2011-12-13-14
 Stroud, Jenna 2006-07-08-09
 Sue, Jackie 1993-94
 Sullivan, Rene 1979-80-81
 Sullivan, Tamara L. 1982-83-84-85
 Suppes, Marie 1981-82

T
 Tanko, Beatrix 2024
 Thompson, Marla J. 1979-80-81-82
 Theilen, Paige 2012-13
 Thoms, Cami 2002
 Tidball, Ann E. 1991-92-93-94
 Tiernon, Grace 2018-19-20-21
 Tobin, Kristina A.T. 1987-88-89
 Toler, Jenny 2006-07-08-09
 Toomey, Shannon 2010
 Torres, Diana 2002-03-05
 Troy, Christine 1997-98-99-00
 Troyer, Sara 2019-20-21-22

V
 Vahle, Kristin 2002
 Vandriel, Libby 1990
 Van Wie, Krista 2013-14-15-16
 Vendl, Lori M. 1988-89
 Viachou, Anna 2024
 Voge, Katrina 2016-17-18

W
 Wagner, Savannah 2013
 Walker, Kaitlan 2010-11-12-14
 Walker, Susan 2000-01-02-03
 Walstad, Clara 2019
 Wandling, Diana 1989
 Warak, Jessica 2019
 Ward, Wendy 1982-83-84-85
 Watland, Anne C. 1977-78-79
 Webb, Francis 2024
 Weech, Ariel 2010-11-12-13
 Weinberg, Sara 2010-11-12-13
 Wells, Kristi A. 1976-77-78-79
 Wetzel, Annette 1980
 Wheeler, Kate 2004-05-06-07
 White, Kristy 1987
 Wilborn, Laura 1989-90
 Wilbourn, Deanna 1988
 Wilcox, Victoria 1982
 Wilkins, BriAnna 1994-95-96-97
 Windors, Anna 1997-98
 Wirtner, Melanie 1990-91
 Wockenfuss, Erica 1983
 Wolfe, Rebecca 2001
 Woody, Lorie G. 1993
 Worlton, Gwen 2017-18-19-20
 Worrall, Allie 2017-18-19
 Wright, Shannon M. 1996-97-98-99

Y
 Yemm, Christina 2006-07-08-09

Z
 Ziegelmann, Sarah 2007-08-09-10
 Ziemann, Megan 2011-12-13-14
 Zins, Amanda 1998-99
 Zorn, Trischa 1984-85-86-87

Men's Tennis

A

Acevedo-Vega, Omar 1994
Andersson, Jan 1993
Andersson, Henrik 1994-95-96-97
Andrews Jr., Warren E. 1953
Antoljak, Tomislav 2016-17
Arrigunaga, Albert 1959-60
Aumuller, Christopher 2009-10-11-12

B

Baker, Scott 1979-80-81
Barley, Steve 1990-91
Barthel, Joerg 2003-04-05-06
Becker, Marshall 1954
Bednarczyk, Dylan 2017-18
Beebe, Dean 1965-66
Bendheim, David 2007-08-09-10
Bergerheim, Markus 1995-96-97-98
Bernthal, Brad 1994
Blackwell, Tom 2011-12-13-14
Boller, James 1995
Boney, Taylor 2008-09-10-11
Bowman, Tom 1985
Boyer, Dusty 2013-14-15-16
Boyer, Toby 2016-17-18-19
Bray, Troy C. 1990-92-93
Broderick, Todd 1991-92
Brunnel, William 1969-70-71
Bullock, Edwin C. 1972
Burton, Jim 1984-85

C

Cacciatore, Patrick 2020-21-22
Cady, John C. 1947-48-49
Calhoun, Dave 1960
Calvin, Gregg 1979-80
Cameron, Henry 1929-30-31
Campbell, James R. 1953-54
Carson, Jim 1982-83-84-85
Carson, Pat 1985-86-87-88
Christian, Dale 1979-80
Christiansen, Rudolf 2023-24
Clark, Court 2014-15
Clark, Jack 1957
Clow, James 2004-05-06-07
Cockle, George M. 1942
Coetzee, Sean 2005-06
Cohen, Richard A. 1975-76
Colson, Roy 1953-54
Craft, Jack 1960
Crancer, John D. 1975
Crawford Jr., Bryce 1922
Crew, James 1971-72-73
Cunningham, Anthony 1993

D

Daub, Russell 1963-64
Davis, Andy 1992-93-94-95
Davis, Glenn 1928
Davis, Matt 2003
Dean, Chris 2017-18-19-20
Dilley, Gary 1974
Dixit, Rudra 2022
Donnelson, Brent 1956
Duffek, Robert 1970-71
Dugezman, Levi 1985
Duncan, John 1974-75
Dzulynsky, Andrew 2013-14-15-16

E

Edwards, Brian 1981-82-83
Elliot, James 1930
Elliot, Thomas 1926-27

Ellis, Harry 1916

Elsass, Douglas C. 1981-82-83
Elsass, Scott 2013-14-15-16
Erhart, Linus 2015-16-18
Erickson, John 1981

F

Falkland, Karl A. W. 1991-92-93
Farnsworth, Earle 1900-01-02
Fernando, Roshan 1996-97-98
Feuer, Ken 1987-88-89-90
Fink, William L. 1968
Fisk, George 1956-57-58
Fling, Wentworth D. 1933
Florczyk, Sebastian 2011-13
Ford, Al 1955
Forester, Mark 1980-81
Fowler, James 1962
Franco, Augusto 1927
Freeman, Drew 2010-11

G

Galloway, Roger L. 1966-67
Garcia, Mike 1992-93
Garrett, Sig 1971-72-73-75
Geatz, D.J. 2003
Gibson, Richard 1962-63-64
Gleason, William 2019-20-21-22-23
Gollner, Stefan 2012
Grabrian, Christopher L. 1986-87
Grahm, Magnus 1997-98
Grattan-Smith, William 2018

H

Hadzialic, Adnan 2000-01
Haegen, Wilbur 1932-33-34
Hagen, Steve 1981
Haith, Ryan 1997-99-00-01
Hamdan, Juan 1999-00-01
Hamdan, Mario 1975
Harley, Roderick 1962-63-64
Heacock, Charles 1927-28-29
Hendry, John 1969-70
Hernan, Jose 2002
Herrmann, Marc 2013-14-15-16
Hietaranta, Roni 2022-23-24
Hobgarski, Chris 2015
Holyoke, Michael 1953
Huber, Dario 2022
Hurlbutt, Robert 1967-68

J

Jackson, Bill 1975-76-77
Jay, Ryan 2001-02-03-04
Johann, Lars 2023-24
Johnsen, Rodney A. 1966-67-68
Johnson, Craig A. 1982-83-84-86
Johnson, Kile W. 1964-65-66
Johnson, Randy 1978
Johnson, Thomas A. 1960-61-62
Jones, Karl 2005-06-07-08
Joy, Marshall 1923
Junck, Justin 2004
Jung, Steven 1986-87-88-89
Jung, Stuart 1986-87-88-89

K

Kathman, Joachim 1986-87
Karner, Marcus 2005
Kendall, Albert 1960
Kendall, Bill 1959
Kennedy, Patrick 2001-02-03
Klaus, Scott H. 1980-81

Klousia, Micah 2017-18-19
Koch, Hal 1980-81
Kotarac, Anthony 1990-91-93
Kress, Charles 1957-58-59
Krizaj, Rok 2017-18
Kruschwitz, Stanley 1960

L

Lance, Geoff 1994
Larsen, Troy 1990
Larsson, Joakim 1998
Lausterer, Jack 1961-62-63
Lewandowski, Adolph 1928
Lewis, William, 1961
Lindheim, Benedikt 2009-10-11-12
Lopez Linquet, Leo 2023-24
Lux, David J. 1971-72-73
Lysgaard, Kent 1977-78-79

M

Mahood, Paul 1930-31
Maizey, Adrian 1994-95-96
Mario, Roberto E. 1931-32-33
Marsh, Michael J. 1985-86-87-88
Maruyama, Shunya 2020-21-22-23-24
Mathewson, Charles 1905
McDermott, Kerry 1977-78-79-80
McDermott, Kevin 1977-78-79
McDonald, Mark 1985-86-87
Melo, Renato 2006-07-08-09
Meyer, Jon 2017-18-19
Miller, Craig 1981
Mills, Lance 1999-01-02
Mittleman, Bradley 2020
Moedy, Andrew 1991
Moran, John 1955-56
Moran, Kelsey 1998
Moreno Lozano, Alvaro 2019
Moreno Lozano, Victor 2019-20-21-22
Moyer, David 1990-91
Mueller, Calvin 2022-23-24
Mueller, Mathias 1989-90-91-93-94

N

Nabity, Jeff 2002-03-04
Naprstek, Mark 1989
Nasi, John 1960
Navarro, Arturo 2006-07
Nelson, Scott 1965
Neumeister, Mark O. 1979-80-81-82
Newton, John E. 1925
Nielsen, Christopher 1992
Nortey, Isaac 2018-19
North, William L. 1957-58-59

O

Ogren, Frederic P. 1974

P

Paar, Calin 2008-09-10-11
Peddicord, Warren 1923
Peden, Voris 1932-33-34
Perez, Brandon 2021
Perry, Jim 1978
Portz, Mike 1974
Posch, Jerry 2004-05-06
Pound, Louise 1894
Preissler, Florian 2003

R

Rahme, Joseph 1989-90-92
Randolph, Scott 1990-91
Rathburn, Jack 1970-71

Rathe, James H. 1969-70-71
 Rathsack, Herbert 1925
 Reckewey, Joel 2002-03-04-05
 Redman, Frank 1953
 Rhodes, John 1984
 Rieke, Kai 1999-00-01
 Riesbeck, Frederick 1994-95-96
 Rivera, Jose 2002-03-04-05
 Roberts, Bill 1965-66-67
 Roberts, Billy 1973
 Roberts, Jerald 1967
 Robinson, Terry E. 1974
 Rodin, Irvin 1974
 Roehrs, William A. 1967-68-69
 Rugg, Lawrence M. 1977-78-79-80
 Rundle, Harold D. 1938-39-40
 Russell, Bruce 1958-59
 Russell, Robert C. 1922-23

S

Saleh, Andre 2020
 Salerno, Joseph 1991
 Samardzija, David 2017
 Sanchez, Jorge Abos 1998-99-2000-01
 Sanko, Theodore J. 1964-65-66
 Scheidegger, Brad 1987-88
 Schibner, A.H. 1907
 Schindler, Chris 2014-15-16
 Schimhofer, Jan 1992
 Schmahl, Jeff 1975-76-77-78
 Schneider, Tobias 2008
 Schroeder, John 1955
 Schulze, Dave 1982-83
 Schulze, Robert 2011-12
 Segrist, Jay W. 1991-92-93-94
 Shepp, Anton 2024
 Sherman, Harold E. 1929-30-31

Shin, Charlie 2014-15
 Sjolholm, Robert 1986-87-88-89
 Skallberg, Minor 1922-23
 Slezak, Robert 1947-48-49
 Sloboth, Dan J. 1976-77-78-79
 Sloboth, Tony J. 1983-84
 Smidt, Rodge 1982-83-84-85
 Smith, Harry 1909-10-11
 Smith, Tod 1981
 Sock, Erick 2010-11-12-13
 Speer, Steve 1978
 Sprlak-Puk, Albert 2020-21
 Stahmer, Hendrik 2006-07-08-09
 Stavropoulos, Vasileios 2014-15
 Stempson, Rick 1994-95
 Stenger, Andre 2010-11-12-13
 Stitt, Thomas D. 1955-56-57
 Stromberg, John 1972
 Sutton, Steve 1955
 Sysoev, Nikolay 2024
 Szatmary, Adrian 2005-06-07

T

Tate, Mark 2006-07-08
 Taylor, Harrison 1987-88
 Teppara, Dino 1995-96-97
 Tipton, Thomas 1965-66
 Tongoon, Fungai 1999-00-01-02
 Treyz, Beauregard 2014

U

Un Wu, Seng 1963

V

Van Impe, Francois 2007-08-09-10
 Vargas, Cesar 2003
 Vasan, Ashwin 1983-84-85

Veitzer, Norman 1954
 Verzi, Dinko 1996-97-98
 Videtich, Brandon 2010-11-12-13

W

Waltman, Steve 1973-74
 Ward, Marty J. 1973
 Weaver, Arthur L. 1956-57-58
 Weaver, Daniel T. 1975-76-77
 Wentz, Blake 1998
 Wheat, Thomas 1995-96
 White, Darnell 1981
 Wickwire, Chester 2020-22
 Wiedenhorn, Nic 2021-22-23-24
 Wiese, Andrew 1998-99-00-01
 Wiese, Tom 1968-69-70
 Wilcox, Chris 1977
 Wiltse, Russ 1968-69-70
 Wohlfarth, Dave C. 1961-62-63
 Wollicki, Jacek 2002-03
 Woods, Richard M. 1962-63-64
 Woog, Phil 1976-77-78-79
 Wright, Cullen 1920

Z

Zitsch, Bradford 2013-14-15-16
 Zsiga, Martin 2007

Women's Tennis

A

Adrover Gallego, Isabel 2020-21-22-23-24
Albers, Jana 2008-09
Alicia, Samantha 2021-22-23
Anderson, Ruth 1977
Anderson, Sue 1977
Andersson, Lisa 2014-15-16-17
Aragon, Jessica 2019-20-21-22

B

Baccarani, Jen 2003
Balan, Katarina 1999-00-01-02
Bangoura, M'Balía 2017-18
Baranovski, Anna 2020
Bauers, Susan 1978-79
Bilecky, Kristie 1996-97
Botts, Lara 1996-97
Briant, Patti 1978
Brooks, Lisa 1983-84-85-86
Buxton, Abby 2008-09-10-11

C

Campbell, Cathy 1977
Castillejos, Pamela 2003-04-05-06
Chandronnait, Amber 2008
Cicmanec, Marianne 2007-08-09
Clark, Kelli 1998
Coe, Reya 2024
Collins, Rachel 1989-90-91-92
Coutresis, Tina 1990-91-92-93
Cozac, Marina 2018-19
Cremieux, Jennifer 2003-04-06

D

Danilchenko, Anfisa 2023-24
Del Cueto Castillo, Paula 2016-17-18
Diedrich, Jenny 1987-88
Distefano, Kerry M. 1979-80-81-82
Dulic, Adriana 1997-98
Dunlap, Margaret 1981

E

Edelkotter, Kathrin 1989
Evans, Stephanie 2008-09

F

Fernandez, Maria Laura 2000
Finnegan, Ashley 2007-08-09
Finnegan, Chelsea 2010-11
Finley, Ashley 1993
Fischer, Kathy 1981-82
Fisher, Geri Ann 1976
Flannery, Ann F. 1990-91-92-93
Frisch, Amy 1999-00-01-02

G

Galvan, Zarina 1992-93
Gandini, Claudia 1988-89-90
Garcia, Katie 2002-03-04-05
Geibert, Madeleine 2009-10-11-12
Givens, Lee Ann 1982-83
Glover, Helen 1976
Gould, Elizabeth 2016-17-18-19
Groce, Carl L. 1984-85-86-87
Guba, Iidiko 1988-89-90-91

H

Haakenstad, Hayley 2017-18-19-20-21
Hachtmann, Frauke 1992-93-94-95
Hagan, Margaret Shelia 1984
Halahan, Jean 1984
Hall, Mary 1976
Hanna, Mary 2014-15-16-17

Hardy, Danica 1998-99

Harlow, Sydney 2016-17
Hart, Lisa 1995-96-97-98
Hartmann, Kim 2006
Harvey, Leslie 2001-02-03-04
Harvey, Rebecca 2001-02-03-04
Hawkins, Kathy 1976-77
Hayes, Susan 1982-83
Heute, Vanessa 2006
Holmberg, Jennifer 2009-10-11-12
Holmen, Doneta A. 1987-88-89
Huerter, Judy 1978-79-80-81

I

Ijomah, Ndali 1998-99-00-01

J

Jones, Leslie 1989
Junius, Heidi 1991-92-93

K

Ketmayura, Rose 2001-02-03-04
Kinard, Elissa 2001-02
Kochen, Lori 1977-78
Kraeger, Cindy 1979
Kreid, Cathy 1976-77
Kuckelman, Chloe 2020-21-22
Kuckelman, Ellie 2020-22
Kuhl, Diana 2007

L

Lacasse, Raphaelle 2023-24
Lashway, Brianna 2018
Lehmick, Maggy 2013-14-15-16
Liptak, Catherine 1994
Loy, Lucy 2022-23-24
Lozowski, Jeannie 2017-18-19

M

Maddox, Mackenna 2015-16
Magiera, Mimi 1981-82-83
Makoric, Maja 2021-22
Marcum, Christine G. 1976
Martin, Vickie 1986-87
Maseman, Vickie 1976-77-78
Matthews, Molly 1977-78
Matysova, Katerina 2015-16-17-18
McNellis, Alison 1994
McVicker, Joyce 1976-77-78
Miner, Jane 1980
Mooney, Liz A. 1983-84-85-86
Moore, Mary Susan 1979-80-81-82
Mortell, Jenny M. 1983-84-85-86

N

Noetzel, Sandra 1997-98-99-00
Novak, Kristina 2020-21-22

O

Oehme, Anna 2002-03-04
Ostermann, Gitte 2002-03-04-05
O'Shea, Karen 1977-78

P

Pavelka, Dee 1977-78-79
Pelazini, Gina 1997-98-99-00
Pietrowicz, Maja 2024
Pisarcik, Jamie 1982-83-84-85
Pisarcik, Jill 1984-85-86
Popova, Maria 2007
Porter, Julia 1976
Putthoff, Frederike 2011

Q

Quinn, Meghan 1988-89-90-91

R

Rapp, Sue 1976
Rase, Sharon 1976-77
Rees, Emily 2018
Reifeis, Claire 2017-18-19-20-21
Reiman, Cindi 1980-81-82-83
Reimers, Imke 2005-06-07-08
Ring, Maria 2007-08-09
Rissi, Rocky R. 1980
Roa, Jillian 2022-23-24
Roberts, Beverly 1985

S

Sandberg, Vivien 2021-22-23
Schmitz, Carrie B. 1979-80-81
Schroeder, Mary 1978
Scribner, Barbara 1976
Schulz-Gartner, Milena 2004-05-06
Shaneyfelt, Margaret 1976
Shinde, Vasanti 2016-17-18-19
Shivalingaiah, Spurti 2015
Skaza, Ewelina 2005-06
Sloboth, Sue 1977-78-79-80
Startin, Jane 1992-93-94-95
Stephens, Anne E. 1986-87-88
Sulz, Hannah 2014
Svoboda, Lynn 1982-83
Swanson, Ann E. 1980-81-82-83
Swarting, Wiveca 2007-08-09-10

T

Taranova, Maria 2024
omkiewicz, Stacey 2000-01-02-03
Thoste, Jennifer 1995-96-97-98
Tyggum, Nancy 1988-89-90

V

Veresova, Patricia 2011-12-13

W

Wagner, Joanna 1977
Wagner, Lauren 2013-14-15-16
Waldhauser, Michelle C. 1993-94-95-96
Walz, Janet 1978
Weatherholt, Mary 2009-10-11-12-13
Weidman, Wendy 1977-78
Weinreich, Janine 2010-11-12-13
Weinstein, Stefanie 2010-11-12-13
Worley, Emma 2017-18-19-20-21

Y

Yang, Annie 1994-95-96-97
Yarmus, April 1994
Young, Mary Jo 1987-88

Z

Zamburek, Ana 2023-24
Zeppernick, Maike 2011-12-13-14
Zgierska, Izabella 2012-13-14-15
Zugner, Ellinor 2005-06

Men's Track & Field

A

Abel, George 1940-41
Abolins, Arturs 2004-05-06-07
Adam, Marc 1981-82-83-84
Adams, David 2008-09-10-11
Adams, Jesse 2009-10
Adkison, Anthony 1990-91
Aiken, Craig 1987-88
Akinmoladun, Oladapo 2013-14-15-16
Aldin, C.L. 1906-07-08
Alexander, Lee 1950-51
Alexandre, Oliver 2016-17
Algarin, Matthias 2021-22-23-24
Allen, E.V. 1921-22-23
Allen, Steve 1977-78
Almy, Harold 1925-27
Altizio, Mauro 1962-63-65
Amderson, A.B. 1909-10-11
American Horse, Joseph 1959-60
Anderson, Derick 2002
Anderson, Grant 2015-16-17-18
Anderson, Jace 2017-18
Anderson, Kyle 1979-80
Anderson, L.R. 1910-11-12-13
Anderson, Paul 1974
Anderson, R.D. 1898-99-1900
Anderson, Robert 1954-55-56
Anderson, Vayden 1961
Anderson, W.E. 1899-1900
Andrews, Ralph 1927-28
Andrews, Wilson 1936-37-38
Ankeny, Harry R. 1911
Arganbright, Donald 1928-29
Armitage, Greg 1993-94-95-96
Armitage, Jeff 1997-98-99-00
Ash, Kenneth 1958-59-60
Ashburn, Clifford 1927-28-29
Asher, SESCO 1932
Athey, Verl 1936-37-38
Avant, Tony 1986
Avila, Lyon 1999-00
Aydin, Esref 1949
Ayres, Francis 1932-33-34

B

Babbitt, Doug 1980
Bachkora, Charles 1921
Bailey, Mike 1991-92-93-94
Bailous, Anthony 1986
Baker, Travis 2001-02-03-04
Baker, William 1950
Balderston, Buele 1952
Baldwin, Gable 2004-05-06-07
Baldwin, Glenn 1923
Bambals, Daniels 2019
Banks, Tom 1988-89-90-91
Barbour, Jackson 2014-15
Barchus, Bob 1951
Barker, Norval 1944-45-46
Barnes, Knolly 1957-58-59
Barney, Howard 1912
Barrefors, Björn 2009-10-11-12-13
Barrett, Bryce 2019-20
Barta, Jed 2000-01-02
Bartel, Landon 2016-17-18
Bartels, Nick 2015-16
Bates, Cleo 1915-16
Bates, Wm. 1911-12
Batie, J. Russell 1928-29
Bauman, H.O. 1908-09
Bauman, Lucas 2000-01-02-03
Baxter, Ray 1937-38
Beaver, Chester 1912
Beaver, Chester 1935-36
Becker, Wesley C. 1911-12
Beckord, E.R. 1922-25
Bedker, Don 1951-52
Beerle, Wilmer J. 1924-25

Beerline, Glenn 1951-52-53
Beiser, Frank 1921
Bell, Bryan 2007-08
Bell, Richard 1932
Belmore, Steve 1984
Beltzer, James 1964-65-66
Benbrook, Samuel 1928-29-30
Bender, Jake 2014-15-17
Benedict, M.A. 1904
Benedict, Maurice 1907
Benedict, R.E. 1898-99
Benson, Brandon 2015-17
Bentil, Dominic 2020
Berg, Cory 2021-22-23-24
Berkshire, Robert 1947-48-49-50
Bevard, Roger 1929
Birks, Kevin 1982
Bischoff, Don 1967
Blackburn, Leston 1988-89
Blackledge, James 1986-87-88
Blackwood, Jodi-Rae 2011-12-13-14
Blank, Don 1959
Blaser, Roy 1932-33
Bloch, Matt 2014
Bloodgood, E.L. 1924
Blue, Anthony 2008
Boggs, J.H. 1912-13
Bond, Andrew 2023
Bonsall, Brady 1994-95-96
Border, Nolan 2013-14-15-16
Boor, Cleophas 1997-98
Booth, Frank 1933
Bowler, James 2002-03
Bowles, Robert 1941-42-43
Bowman, C.F. 1921-22-23
Bowmaster, Tom 1980-81-82
Bozarth, Aaron 2007-08
Bradford, Derrell 2009-10
Brainard, Owen 1949-50
Braman, Austin 2008-11-12
Brandon, Curt 1969
Brang, Pete 1969-70
Brannon, Earl W. 1912
Bransby, Sam 2015-16-17-18
Brede, Roger 1959
Brestal, Merle 1954-56
Brethouwer, Nick 2000-01
Brew, R. 1899-1900
Brewer, Kevin 1996-97-98
Brinn, Tommy 2010-11-12-13
Brittenham, Dean 1957
Brock, Charles 1938
Broekzitter, Jeroen 1997
Brogan, James 1941-42-43
Brooks, Dan 1970-72
Brooks, Harold 1940-41
Brooks, Randall 1979-80-81-82
Brooks, Victor 1962-63-64
Brown, Albert 1942-43-46
Brown, Chris 2008
Brown, David 1986-87-88
Brown, Don 1921
Brown, Matthew 2020-21-22
Brown, Todd 1979
Brown, Tyler 2021-22-23-24
Brown, Vincent 1998-99
Brownlee, John 1937-38-39
Bryans, W.D. 1917-18
Bryant, Nick 2024
Buckley, Sean 1994-95
Burg, R.A. 1902
Burgher, Lennox 1968-69
Burke, J.P. 1909-10
Burke, Pat 2005-06-07-08-09
Burney, Seth 2007-08-09-10
Burns, Chris 2000-01-02-03
Burns, Howard 1970-71-72
Burrage, Dale 1988-89

Burrus, R.M. 1907
Burton, Darren 1984-85
Burton, Drake 2020-21-22-23
Butts, Randy 1970-72

C

Cahoy, Kevin 2017-18-19-20-21
Cahoy, Steven 2014-15-16-17
Cales, T.C. 1912
Campbell, Mel 1968-69-70
Campbell, R.E. 1909
Campbell, Wm. S. 1927-28-29
Cardwell, Lloyd 1935-36-37
Carlberg, Greg 1969-70-71
Carlson, Chad 1977-98
Carman, Frank 1921
Carne, Dana 2004
Carpenter, Sheldon 1994-95-96-97
Carr, R.T. 1901-02
Carrizales, Aaron 1998-01
Carroll, Leon 1932
Carroll, Linus 1931-32
Carson, Hugh 1920-21
Carson, Isaac 1993-94-95
Carter, Bobby 2010-11-12
Carter, Demea 2005-06
Carter, Kevin 2000-01
Carter, Lee 1955-56-57
Case, Garth 1969-70-71-72
Cauble, Ken 1968-69
Chadderdon, Norris 1927-28
Chadwick, Roger 1971-72-73-74
Chagas Pereira, Alencar 2020
Chaloupka, Wm. F. 1906-07
Chamberlin, Henry 1921
Chambers, Fred 1933-34-35
Chandler, Chris 2000-01
Chapman, Kenneth 1935-36
Charles, Jeremiah 2024
Cherny, Larry 1970-71
Childs, Ron 1972-73
Chirchir, Dan 1980
Christensen, Dan 2007-08-09-10
Christensen, Leland 1943
Christman, John 1911-12
Chuma, Sean 2000
Churilla, Dan 1982
Cielocha, Mike 1980-81-82-83
Cimato, Larry 1971-72-73
Clark, Bryan 1985-87
Clark, Davon 2014-15-16-17
Clark, F.J. 1910
Clark, Kevin 1991-92-93
Claymore, Jon 1984
Clifford, Joseph 2022-24
Clinton, S.D. 1898
Clymer, Chris 2006
Coats, Norris 1922-23
Cobb, James 1989-90-91
Cockburn, Richard 1934
Coe, Tony 1985
Coetzee, Jacobus 1985
Coghill, Nick 2016-17-18-19
Cohen, Jacob 1923
Colburn, Jesse 2001-03-04-05
Cole, Wendell 1950-51-53
Coleman, Kevin 1989-90-92-93
Colligan, Mark 1985-86
Collins, C.C. 1909
Collins, Sydney 1908-09
Conahan, Matt 2008
Conner, Mayson 2019-20-21-22-23
Conner, William 1941-42
Cook, Christian 2016
Cook, Steve 1972
Cook, William 1940-41
Cooper, Don 1947-48-50
Cooper, Mark 1971

Corey, H.H. 1916
 Cosgrove, Sherman 1935-36
 Covington, Richard 1943
 Cowgill, H.G. 1899-1901
 Cowling, Caleb 2015
 Cox, Scott 1981
 Craig, Guy 1930
 Cramer, Jack 1963-64-65
 Craver, Keyuo 1999-00-01
 Crites, Everett 1923-24-25
 Cromwell, Richard 1912
 Crook, Dave 1964-65-66
 Cross, Robert 1960
 Cudmore, David 1981-82-84
 Culmer, Kaiwan 2015-16-17-18
 Cummings, Emerie 1928
 Cunningham, Glen 1984-85
 Currier, Wilber 1929-30
 Custer, Kyle 2007-08-09-10

D

DaCosta, Everton 1978-79-80-81
 Dailey, Adam 2008-09-10-11
 Dailey, Frank 1925-26-27
 Daiss, Bill 1968
 Dale, Clifford 1952-53-54
 Dale, Fred 1920-21
 Dall, Eric 2004
 Damas, Colin 2002-03-04
 Dando, Mike 1977-78
 Daniels, Chris 2015-16-17-18
 Daniels, Joseph 2021
 Dannels, Dax 2007-08-09-10
 Dapo, Dani 2010-11
 Davenport, Robert 1926-27-28
 Davidson, L.L. 1922
 Davidson, Paul 1942
 Davidson Jr., Richard 2004-05
 Davies, Reginald 1978
 Davies, Rex 1974-77
 Davis, Carlos 2016-17-18-19
 Davis Jr., David 2001-03
 Davis, Hobart S. 1924
 Davis, Khalil 2016-17-18-19
 Davis, Lloyd 1907-08
 Davis, Robert 1946
 Davis, W.L. 1905-08
 Dawson, Harwin 1936-38-39
 Dean, Orlin 1931-32-34
 De Bruhl, James 2000-01-02
 Debus, Wm. Howard 1942-43
 Deering, Dave 1920-21-22
 Deering, J.S. 1915
 Degnan, Donald 1962
 Demuth, Gerald 1990
 Derr, Seth 2016-17
 De Spong, Jordan 2016-18-19-20
 Dexter, Ralph 1928-29
 Dickson, Edward 1924
 Diers, Harold M. 1913
 Divis, Anthony 1958-60
 Dixon, Ashriel 2023
 Dixon, Corey 1992
 Dixon, Ken 1988
 Dodd, Jack 1938-39
 Doering, Brad 2008-09
 Dohrmann, Adolph 1932-33-34
 Dohrmann, Elmer 1936-37
 Donlin, Tom 2003-04-05-06
 Donovan, Larry 1961
 Dopersalski, Kyle 2004-05
 Dorn, Byron 1921
 Doty, Russell 1927
 Dovel, Tom 1975-77-78
 Dowling, W.L. 1902
 Downer, 1900
 Downes, Paul 1979-80-81-82
 Draheim, David 1994-95
 Drew, Tyler 2021-22
 Drishaus, Roland A. 1924

Driver, Craig 2012-13-14-15-16
 Drwal, Kenneth 1978-79-80-81
 Duffy, Wally 1984
 Duncan, Brad 1996
 Duncan, Craig 1985
 Dunkley, Kino 1918
 Dunlap, A.J. 1907
 Dunnigan, Brian 1978-79-80-81
 Durisch, Everett 1927-28

E

Easley, Sam 2023
 Easter, Arthur 1928-29
 Egan, Jack 1919
 Eisenhart, Edwin 1931
 Eisenhart, Kirwin 1942
 Eisenhart, Warren 1946
 Eller, Harry 1929-30
 Elwood, Robert 1956-57
 Emcott, Colton 2022
 Emry, Guy 1998-99-00
 Endorf, Darren 1992
 England, Merlon 1931-32-34
 English, Justin 2013
 Englund, Travis 2011-12-13-14
 Epley, Boyd 1968
 Erdkamp, Colby 2023
 Erdkamp, Joe 1996-98-99
 Erickson, Mike 1982-83-84
 Ervin, Dale 2009
 Eshbach, Eric 2000-01-02-03-04
 Etherton, Louis 1928-29-30
 Evans, Adam 2005
 Evans, Rick 1980
 Eymann, Steve 1971-72-73

F

Falcon, Peter 2009
 Fasano, William 1960-61-62
 Faytinger, Elmer 1929-30-31
 Fecht, Ronald 1965-66-67
 Fenner, Sadio 2019-23-24
 Fenske, Guy 2015-16
 Fenske, Jed 2015-16-17
 Fertig, Mike 1972-73
 Ficke, Donald 1956-57
 Finney, Lawrence 1917-18-19-20
 Fischer, G.G. 1922
 Fischer, Jody 1987-88-89
 Fischer, Ralph 1973
 Fischer, Richard 1936-37
 Fischer, Ron 1977-78
 Fish, Tom 1994-95-96-97
 Fitzgerald, Maurice 1946
 Flach, G.C. 1910
 Fleming, Albert 1992
 Fleming, Maurice 1958-62
 Fleming, Mike 1963
 Fleming, William 1927-28-29
 Fletcher, Stephan 1984
 Flood, Francis 1918-19
 Floreal, Edrick 1986
 Fluellen, Isaiah 2004
 Fluitt, Mark 1977-78-79
 Flynt, Darren 1995
 Forbes, Clifton 1967-68-69
 Foster, Kyle 1985
 Fourie, Lehann 2008-09-10
 Francis, Sam 1935-36-37
 Francis, Vike 1940
 Frank, Eldon 1936-37-38
 Franssen, Luke 2009-10-11
 Freyhof, Mark 2018-22
 Fuchs, R. 1917-19
 Fuhlrodt, Norman 1930
 Funk, Glenn 1933-34-35

G

Gabel, Noah 2015-16-17-18
 Gable, C.H. 1909

Gaines, R.H. 1901-02
 Galloway, George 1936
 Ganz, Jeff 1997-98-99
 Gardner, Keith 1957-58
 Gardener, Maurice 1922-23-24
 Gardner, Fred 1991
 Garner, Eric 2018-19-21
 Garnham, Jim 1994-95
 Garrels, Dale 1940-41
 Garvey, Philip 1929-30-31
 Gausman, Larry 1956-57
 Gebo, Gilman 1962-63-64
 Gehlen, Grant 2014-15
 George, Phillip 1985
 George, R.L. 1909
 Gerber, John 1988-89-90
 Gerding, Rex 1985-86-87-88
 Gerhart, Harold 1918-19-20
 Gibbs, John 1919-20-21
 Gibson, Charles 1954-55-56
 Gibson, Connor 2012-13-14
 Gibson, J.B. 1910
 Giesselman, Matt 2009-11-12
 Gilbert, Matt 2014-15-16-17
 Gilfert, Chris 1986
 Ginn, Robert 1941-42-46-47
 Gipson, Levi 2013-14-15-16
 Gish, C. William 1936-37-38
 Gish, Herbert D. 1920-21-22
 Givens, Rubeen 1972
 Glass, Orville 1949-50
 Glaywulu, Papay 2021-22
 Gleason, Monroe 1923-24-25
 Gleisberg, Floyd 1936
 Gnapp, Larry 1973-74
 Goerl, Kyle 2004-05
 Goetz, H.H. 1914-15
 Gokie, Mark 1981-82-83-84
 Golding, Stephen 1989-90-91-92
 Golliday, Aaron 2000
 Gonzales, Robert 1987
 Gooden, Brett 2009-11
 Goods, Terry 1987
 Gordon, Hopeton 1970-71-72
 Gordon, Nicholas 2008-09-10-11
 Gordon, Steve 1993-94
 Graff, Glen 1917-18-19-20
 Graham, Frank 1988-89-90
 Graham, Harold 1987-88-89
 Graham, Mark 1994-95
 Graham, R.A. 1910-11
 Grant, Travis 1990-91-92-93-94
 Grau, Chester 1917-18
 Gray, Donald 1930-31-33
 Green, David 1975
 Greene, Charlie 1965-66-67
 Gregory, Doug 1972
 Griesbet, Gary 1970-71-72-73
 Grieb, Chris 1975
 Grier, Tim 2007
 Griess, Jacob 2013
 Griffin, Carroll 1928-29-30
 Griffith, Isaiah 2017-18
 Griffith, Miles 2019
 Grimm, Paul 1951-52-53
 Grosserode, P.J. 2001-02-03
 Grote, Herbert 1940-41-46-47
 Grow, Donald 1975
 Gulizia, Todd 2008-09-10-11
 Gumm, Aaron 1997-98-99
 Gunby, Mark 1982-83-84

H

Haase, Sam 2008-09-10
 Haedt, Milton 1959-60
 Hagensick, E.H. 1904
 Hagin, Dennie 1966-67-68
 Hale, Chris 1985
 Hale, Creighton 1943
 Hall, Lynn 1971-72-73-74

Hall, Ricco 2012-13-14-15-16
 Hamel, A.G. 1908-09
 Hamilton, Paul 2008-09-10-11
 Hannan, Jerry 1972-74
 Hanscom, Ladd 1954-56
 Hansen, A. 1898
 Hansen, Donald 1946
 Harden, Matt 2002
 Harman, D.J. 1910-11-12
 Harrington, Wade 1980-81-82
 Harrison, Mark 2002-03-04-05-06
 Hartley, Harold 1923
 Hartman, Cecil 1922-23-24
 Hartman, E.A. 1923
 Harvey, Raymond 1965-66-67
 Haskell, J.A. 1923
 Hastings, John 1984-85-86-87
 Hastings, Richard 1912
 Hatch, Orris 1922-23-24
 Havenga, Leon 1986
 Havens, J.H. 1904-05-06-07
 Hawk, London 2012-13-14-15
 Hawkins, Jim 1970-71-73
 Hawkins, Kenneth J. 1922
 Hawkins, William 1956-57-58
 Hayden, Jeremy 1997-98
 Hayek, Jim 1982-83-84
 Hayes, Frank A. 1911
 Hays, Frank 1925-26-27
 Headley, Lynn 1964-65-66
 Heartt, W.R. 1898-99-1900
 Heath, W.F. 1904
 Heeter, Eric 1969-70
 Hege, Hugo 1931-32
 Heidelk, Philip 1952-53-54
 Height, Standley 1935-36
 Hein, Bill 1951
 Hein, William 1924-25-26
 Heinerikson, Kolby 2021-22-23-24
 Hellbusch, Less 1966-67-68
 Henderson, Larry 1999
 Hendrickson, Brien 1952-53-54-55
 Heng, Jarren 2011-12-13
 Henley, Johnathan 2000
 Henning, Renier 1992-93-94-95
 Henrichs, Aaron 1996-97-98
 Hericks, Mason 2018-19-20
 Hernandez, Carlos 2012-13
 Herrell, Mike 1985-86-87
 Herzog, Dan 1975-77-78
 Hewitt, I.P. 1902
 Hewitt, T.J. 1899-1900
 Hibler, Willie 1993-94-95-96-97
 Higgins, Dean 1923-24
 Hilderbrand, Mark 2013-14-15
 Hill, Danny 2001-02-03-04
 Hitchler, Tyler 2009-10-11-12
 Hoagland, Ron 1977-78
 Hodge, Dan 1987
 Hodson, Christian 2014-15
 Hodson, Thomas 1958
 Hoelscher, Richard 1961
 Hoffer, Michael 2019-20-21-22-23
 Hoffman, Ronald 1934
 Hoffman, Tom 1982-83-84
 Hofstetter, James 1952-53-54-55
 Hohnstein, Chad 1998
 Hokuf, Stephan 1930-31-33
 Hollins, Kenneth 1944-45
 Holmes, Cameron 2016
 Holoch, Zac 2007-08-09
 Holtmeier, Jacob 2014
 Hooper, Jeff 1988-89-90-91
 Hornung, Todd 1981
 Hoston, Charlie 2022
 Houdersheldt, Roy 1925
 House, Don 1957-58-59
 Houser, H.E. 1904
 Hubbard, Norm 1985-86-87
 Hubka, Elmer 1933

Hubka, Ernest 1918
 Hughes, C.W. 1908
 Hughes, Garrison 2019-21-22-23
 Hughes, Tyrone 1992
 Hulett, Lukas 2007-08-09-10
 Hummell, L.C. 1909
 Humpal, Willard 1934
 Humphrey, Regis 1985-86-87-89
 Hunley, Charles 1953-54
 Hunt, Harold 1940-41-42
 Hurd, Clinton 1927-28
 Hurd, N.S. 1969
 Hurlbert, Loyal 1947-48-49-50
 Hutchinson, Isaiah 2019-20-21
 Hutchinson, Sheldon 1999-00-01
 Hutton, Richard 1946-47-48-49
 Hyde, A.L. 1922-23
 Hyde, Jacob 2022-23-24

I

Ingram, Cole 2013
 Ingram, Jackson 2015-18
 Irwin, George 1914-15-16
 Irwin, John 1985
 Ittefa, Banti 1995
 Ittefa, David 1991-92-93-94-95
 Ivy, Darren 1997-98

J

Jackson, Mark 1989-90-91-92
 Jacobs, Ken 1950-51
 Jacobsen, Harold 1934-35-36
 Jahr, Richard 1957-58-59
 James, Donald 1943
 James, Roddy 1989-92-93
 Janda, Larry 1960
 Janky, David 1966
 Janovy, Leon 1961-62
 Jansen, Chad 1993-95
 Janulewicz, Martin 1928-29
 Jarecki, Mark 2015-18
 Jeans, Edward 2018
 Jeffrey, Mackenzie 2007
 Jelks, Bob 1987-88-89-90
 Jensen, Gary 1981-82-83-84
 Jepsen, Steve 1973-74-75
 Jesifers, Juris 1962-63-64
 Johnson, Aaron 1998
 Johnson, Daniel 1998-99-00-01-02
 Johnson, Devandrew 2012-13-14-15
 Johnson, Glenn 1926-27-28
 Johnson, Kevin 2002-03
 Johnson, Roland 1962-63-64
 Johnson, Rudy 1962-63
 Johnson, Tim 1981
 Johnson, W.M. 1901
 Johrde, Paul 1942
 Jonas, Dusty 2005-06-07-08
 Jones, Courtney 2003-04-05-06
 Jones, Glenn 1932-33
 Jones, Hobe 1951-53
 Jones, J. 1982-83
 Jones, Keith 1985
 Jones, Marlon 1991-93-94-95
 Jones, Thawn Jon 1980-81-82-83
 Jones, Willis 1947-48-49
 Jordan, Trey 2008-09-10
 Jorgenson, Scott 2008-09-12
 Josephson, Zach 2000-01-02-03
 Joyce, James 2019-20
 Justice, Charles 1931

K

Kaalund, Garrett 2023-24
 Kahler, Robert 1939-40-41
 Kamm, Mike 2000-01-02-03
 Kasson, Lucas 2013
 Keane, LeRoy 1960-61-62
 Kearse, Ben 1997
 Keeler, Jeff 1978-79-80-81

Keesling, Bob 1972
 Kehli, Leonard 1949-50-51
 Kelley, James III 1986
 Kelley, John 2002-03
 Kelley, Jon 1985
 Kelley, Raymond 1953-54-55
 Kellogg, Ira 1901-02
 Kennedy, H.R. 1912
 Kenny, William 1961-62-63
 Kerr, Kavian 2024
 Kersey, Arden 1941-42
 Kessell, Joe 1974
 Keys, Clayton 2021-22-23
 Kibble, Clarence 1928
 Kier, Richard 1960
 Kilpatrick, Jay 2011-12
 Kinder, Marilyn E. 1948
 Kinder, Monte 1947
 King, Ralph 1941-42-46-47
 Kiptarus, Jonah 1996
 Kirby, Joe 1987-88-89-90
 Kirchoff, Jess 2000-01-02-03
 Kirchner, Sam 2024
 Kitzelman, Max 1957
 Knaub, Ray 1962-63
 Knaub, Robert 1959-60-61
 Knight, George 1939-40
 Knodel, J.C. 1907-08
 Knolle, Neil 1967
 Knotek, Dale 1957
 Kologinczak, Brandon 2002
 Kologinczak, Shaun 1999-00-01-02-03
 Kopf, Harold 1947-48-50
 Koroknai, Mate 2014-15-16
 Koroknai, Tibor 2012-13-14
 Korshoj, Erik 1978-79-80-81
 Kosman, Hunter 2000
 Kosmicki, Devin 1986-87-88-89
 Koster, Kevin 1995
 Kovanda, William 1937
 Kraft, James 1959-60-61
 Kramer, Cassidy "Bubba" 2005-08
 Kratz, Dean 1943-44-45-46
 Kratz, G.P. 1913
 Krause, Donald 1929
 Krause, Richard 1927-28-29
 Krebs, Harry 1963
 Krebs, Steve 1966-67-68
 Kretzler, Harry 1918-20-21
 Kriemelmeyer, Walter P. 1925-26
 Kruger, Bob 1951
 Kubik, Theo 1915
 Kudron, Dave 1966-67-68
 Kumm, Nathan 2006
 Kunz, Lee 1977-78-79-80
 Kuper, Alfred 1937-38-39
 Kusche, George 2019-20-21
 Kutovy, Nik 1992-93-94-95
 Kwizera, Dieudonne 1989-90

L

Labrador, Ramon 1995-96
 LaFleur, William 1957-58
 Lambertus, Heye 1932-33-34
 Lambrecht, Brett (Reilly) 2015-16-17
 Lambrechts Jr., Burger 2018-19-20-21-22
 Lamme, Alex 1994-95-96-97
 Lammell, Robert 1959
 Lampkin, Teddy 2013
 Lamson, Willis 1929-30-31
 Lang, Jim 1969-70
 Lange, Ron 1969-70
 Larkin, Paul 1989
 LaSalle, B.M. 1898
 Laster, Joe 1996-97
 Lauer, Bill 1972
 Lavy, Shane 1996-97-98-99
 Lawrence, Charles 1980-81-82-83
 Lawson, L.L. 1925-26
 Layton, M.H. 1922-23-24

Lear, W.D. 1922-23
 LeComte, Karson 2018-19
 Lee, James 2001-02
 Lee, Jeff 1977-78
 Lee, Jerry 1931-32-33
 Lee, Mike 1969-70
 Lee, Ron 1966
 Lees, Tom 1919-20-21
 Legate, Ted 1939
 Legband, Zach 2015
 Lehman, Cory 1999-00
 Lehmer, H.K. 1902
 Leick, Eric 1989-90-91
 Leitis, Janis 2013
 Lemar, F.A. 1899
 Lemke, Jack 2005-06-08
 Leonard, Grady 2018-19
 Leonard, Josh 2003
 Leonard, Wes 1970-71-72-73
 Letz, Patrick 2015-16-17-18
 Levy, Horace 1969-70-71-72
 Lewis, James C. 1924-25-26
 Lewis, Rodney 1981
 Licsák, András 2007
 Liebendorfer, George 1916
 Lillis, Tucker 1964-65
 Lind, Andrew 2007
 Linstrum, A. 1911-13-14
 Liss, Larry 1966-67
 Littler, Eugene 1940-41-42
 Lloyd, Antoine 2015-16-17-18
 Lloyd, Jaylen 2024
 Lloyd, Keith 1923
 Lloyd, Keith 2006-07-08-09
 Locke, Roland A. 1924-25-26
 Loeschner, Jeff 1983-84-85-86
 Logan, Tim 1998-00
 Lohman, Will 2014-15
 Loibl, Nick 2024
 Loncar, Nenad 2003-04-05
 Loontjier, Glen 1962-83-84
 Loontjier, Tyler 2016-17-18-19-21
 Love, Preston 1964-65
 Lowe, Leslie 1927-29
 Lucy, Elijah 2016-17-18-19
 Luebke, Ethan 2007-08-09-10
 Lueking, Phil 2001-02-03
 Luff, Darius 2020-21-22-23-24
 Lukens, Isaac 1922
 Lukz, Noah 2018-19-21
 Lund, Eric 2008-09-10-11
 Lzicar, George 1910

M

Mach, Eric 1997
 Mackey, Zack 1989
 Madlock, Sidney 2012
 Maduza, Alec 2004
 Magsamen, Ray A. 1948-49-50
 Mahoney, Raymond 1977-78-79
 Mai, Zane 1994-95-96
 Maiyo, Philip 1997
 Makukutu, Nick 2007-08-09
 Malebana, Dais 2021-22
 Malesev, Petar 1992-93-94-95
 Malito, Chuck 1973-74-75-76
 Mandery, Avard 1925
 Mandery, Roy 1927
 Manning, E.D. 1904
 Marcey, Doug 1969-70-71
 Marchese, Jason 2021
 Marcuzzo, Jeff 1988
 Marcy, Josh 2021-22-23-24
 Marples, Jerry 1960
 Marsee, Jerry 1989-90-91-92
 Marshall, Rod 1993-94-95
 Marshall, Scott 1982
 Marten, William 1956-57-58
 Martin, H.V. 1902-04
 Martin, James 1947-48-49

Martin, Joseph S. 1948
 Martin, Lee 2004-05-06-07
 Martin, Stanley 1946
 Martin, Steve 1977
 Martinez, Orlando 1966
 Martins, Ryan 2018-21
 Mason, Mike 1995-96
 Massey, Vernon 1983
 Masterson, Bernard 1932
 Mattern, Daniel 2022
 Matteson, Fred 1936-37
 Matzke, Stanley 1953
 Mauck, W.G. 1899-1900-01-04
 Mautz, 1899-1900
 May, Charles G. 1900
 May, Charles G. 1911-12
 Mays, Wesley 1929-30
 McCann, Mike 2015-16-17-18
 McCarthy, E.J. 1921
 McCartney, Ellis 1927
 McCashland, Tim 1979-80-81-82
 McClain, Paul 1977-78
 McClary, Dwayne 1999-00
 McCloughan, Kent 1963-64
 McClure, Kellen 2009-10
 McComb, H.A. 1900-01
 McConnell, James 1948-49-50
 McCormick, Cory 1989
 McDade, Todd 1993
 McDonald, D.G. 1908-09
 McDonald, Donovan 1933
 McDonald, G.B. 1907
 McDonald, W.W. 1921
 McGarraugh, Jack 1935
 McGovern, Hugh 1967-68
 McGowan, W.J. 1910-11-12
 McGuire, Wyatt 2017-19
 McHenry, Russ 1998-99-00
 McKenzie, Dexter 2012-13-14
 McKenzie, Patrick 1977-78-79
 McLaughlin, Victor 1933
 McMahon, Byron 1918-19-20
 McMahon, H. 1918
 McMasters, J.L. 1907-08-13-14
 McNair, Mike 1969-70
 McPherron, Ed 1969-70
 McPhillips, Lincoln 2002-21
 McQuillan, Chris 2002
 McWilliams, Jon 1954
 Mead, Everett 1933
 Meginnis, Harry 1947-48-49-50
 Meier, Ken 1969
 Meissner, Richard 1949-50-51
 Melody, William 1959
 Nelson, Jack 1997-98-99
 Mensah, Frank 1996
 Metschke, Harlan 1967
 Metz, Robert 1985
 Meyer, Andy 1991-92-93-94
 Meyer, Larry 1978-79
 Meyer, Thorin 2005-06-07-08
 Meyers, M.M. 1921
 Mickelson, Erik 1996-97
 Miiller, Kevin 1991-92-93-94-95
 Milek, W.A. 1910-11
 Milkevics, Dmitrijs 2004-05-06
 Millard, Steve 1974-77-78
 Miller, Jonathan 2019
 Miller, Richard I. 1944-45-46-47
 Mills, Norman 1983
 Mills, Robert 1937-38-39
 Millsap, Tom 1965-66
 Minchow, Matthew 1979-80-81
 Mitchell, Dwight 1987-88-89-90
 Mitchell, Mike 2018
 Mittan, Andy 1992
 Moderow, Roger 1978-79
 Mohammed, Moujtaba 2015-16-17-18
 Molnar, Tamas 1900-91-92
 Monson, Warren 1949-50

Moomey, William G. 1948
 Moore, Glen "Lee" 1950-52
 Moore, Micaylon 2021-22-23-24
 Moore, Ronald 1962
 Moorhouse, William 1946-48
 Moran, Cade 2024
 Moreland, Darrel 1952
 Morgan, K.A. 1906-07
 Morran, Dan 1968-69-70
 Morris, Don 1941-42
 Morris, James 1987-88-89
 Morris, Kanani 1993
 Morris, Robert 1936-37-39
 Morrison, Donald 1945-47-48-49
 Morrison, Paul 1991-92-93-94
 Morrison, Zachary 2021-22
 Morrow, George 1931-32
 Moss, Ty 2016-18-19
 Mottley, John 1968-70-71
 Moulton, Clarence 1920-21-22
 Mountford, William 1949
 Mouton, Karel 1986
 Moxey, Rashad 2013
 Mroczek, Cody 2019-20-21
 Mudundulu, Passmore 2021-22-23
 Mueller, T.F. 1908
 Mueller, Tom 1998-00-01
 Mullin, Mike 1989
 Mullins, Joseph 1958-59-60
 Muma, Chad 1991-92
 Mundorf, W.M. 1900-01
 Munn, W. 1918
 Munson, E.S. 1910-11
 Murphy, Jim 1963
 Murray, Neville 1977-78
 Myers, C.B. 1913-14
 Myers, Douglas 1923
 Myers, James Dean 1948
 Myers, Mike 1993
 Myers, Philip 1947
 Myerscough, Carl 2000-02-03-04

N

Nachtigal, Scott 1996-97-98-99
 Nannen, Dale 1940
 Nasers, Aaron 2004-05-06
 Nash, Gabe 2024
 Neal, Andy 2015-16-17-18
 Neal, Donald 2000-01
 Neller, Howard 1960
 Nelson, Alex 2019-20-21-22
 Nelson, Andy 2003-04-05
 Nelson, Jake 2015-16-17
 Nelson, Landon 2013
 Nelson, Leon 1912
 Nelson, Reid 2022-23-24
 Nestor, Henry 1929
 Neuman, Richard 1937-38-39
 Newman, Richard 1919
 Newton, B.A. 1904
 Newton, Mark 1980-81-82
 Ng, Kean Mun 1989-90-91
 Nicholl, Bruce 1968-69
 Nichols, Carl 1934
 Nichols, John 1993
 Nielsen, Matt 1998
 Nielson, J.W. 1921
 Nielson, Lowell 1951
 Nielson, Paul 1961
 Niemann, Robert 1956
 Nitzel, Ron 1977
 Nizich, James 2016
 Noble, Dave 1922-23
 Norris, LeVar 2003
 Nou, Tony 2019-20-21
 Novak, Jim 1972
 Nuernberger, Gordon 1930-31
 Nuttelman, Chris 2007-08-09-10
 Nutzman, Ned 1946
 Nye, Walter 1941

O

O'Boyle, George 1963
 O'Brien, Brian 1916
 O'Brien, Matt 2001-02
 O'Callaghan, Gerard 1983-84-85-86
 O'Connor, W. 1901
 O'Hara, Tom 1967
 Oberle, Anthony 2008-09
 Odovsky, Kyle 2001-02-03-04
 Ohlman, Vincent 2019
 Olson, David 1996-97
 Olson, Don 1958
 Olson, Jacob 2014-15-16-17
 Olson, Steve 1964-66
 Olson, Warner 1954-55
 Orduna, Joe 1968-69
 Osmera, Hugh 1954-55-56
 Ossian, William 1928-29-30
 Ostergard, Robert 1930-31-32
 Otterdahl, Maxwell 2022-23
 Ottun, John 2007-08-09
 Ourada, Doug 1997
 Overman, W.L. 1916-17
 Owen, G.R. 1916-17-19-20
 Owen, Paul 1937-38-39
 Owens, Mark 1999-00

P

Page, Theodore 1926-27
 Paissan, Lorenzo 2020-21-22-23-24
 Pankins, Nikita 2013-15-16-17
 Pankonin, Elwood 1938-39
 Pankonin, Lester 1935-36-37
 Parker, Scott 1985-87-89
 Parks, Alfred 1923
 Parnell, Mauro 2008
 Parr, Brian 2007-08-09
 Patrick, Adam 2001-02-03
 Patton, Jerry 1967
 Patton, J.H. 1908
 Paulsen, Gene 1992-94-95
 Paulsen, Wesley 1962
 Pauly, Kurt 2011
 Pearson, Andrew 2004-06-07-08
 Penrod, W.E. 1906
 Pepoon, P.W. 1898
 Percy, Nick 2015-16-17-18
 Perlinger, Mark 1984-85-86
 Perry, Bradley 2001-02
 Perry, H.O. 1907-08
 Perry, Mark 1987-88-89
 Peterson, Arthur 2023
 Petersen, Eric 2007-08-09-10
 Petersen, Nic 2003-04-05-06
 Peterson, Greg 2005
 Peterson, Max 1943
 Peterson, Skyler 2021
 Petricca, Lou 1996-97-98-99
 Petring, Richard 1943
 Petrocchi, Ryan 2007-08-09-10
 Petit, Kirk 1989-90-92
 Petz, Harold 1930-31-32
 Pfeiff, William 1938
 Pfister, Steve 1961-62-63
 Phelps, Doug 1977-78-79
 Phillips, Donald 1957-58-59
 Phipps, Chris 2009-10-11-12
 Piderit, Richard 1945-47-48-49
 Pierce, Bob 1969-70-71
 Pierce, Slayton 1930-32
 Pierce, T.J. 1995
 Pille, Sean 2013-14-15-16
 Pillsbury, M.P. 1898-99-1902
 Pinion, Jake 2014-15-16
 Pinkelman, Luke 2011-12
 Pino, Jimmy 2000-01-02
 Pippens, Jerrell 1999-00-01
 Plas, Aaron 2003-04-05-06
 Podraza, Zach 2018-19-20-21

Poebling, Scott 1977-78-79-80
 Polacek, Nate 2009-10-11-12
 Pollard, Kenneth 1957-58-59
 Portee, John 1962-63
 Pospisil, Frank 1926-27
 Post, Austin 2015-16-17-18
 Post, Jon 1978-79-80
 Potts, Buford 1928
 Powell, Spencer 2018-19-20-21
 Powers, Richard 1947
 Powers, W.R. 1910-11
 Prebyl, Benji 1995-96-97-98
 Priestley, Leighton 1970-71-72-73
 Probasco, Nate 2004-05-06-07
 Prochaska, Raymond 1939-40-41
 Propst, Edgar 2015-16-17
 Puev, Mark 1992

Q

Quarrie, Donald 1970

R

Raceley, George 1912
 Raedler, Patrick 2012-13-14
 Radke, Kent 1967
 Rall, Leonard 1935
 Ralston, Jacob 2023
 Ramsey, Chris 2020-21
 Randall, Mike 1968-69
 Randolph, Charles 1956
 Randolph, Theodore 1946-49-50
 Rands, Robert 2006-07-08
 Rasmussen, Eric 2002-03-04-05
 Rathman, Grant 1987-88-89
 Raymond, Randall 1978-79-80-81
 Reavis, David 1912-13-14
 Reavis, Frank 1915
 Reckmeyer, Matt 1975-77
 Reed, Guy E. 1909-10-11
 Reese, A.I. 1917-20
 Reese, Carroll 1934
 Reese, Don 1925
 Reese, Herbert 1913-14
 Reid, Charles 1996-97
 Reiners, Ken 1954-56
 Reiners, Larry 1961-62
 Reinhart, Phil 1981
 Reising, Skyler 2006-07-08-09
 Reller, Carl 1926-27
 Rewaka, Blaise 2008-09-10-11
 Rexroad, Marc 1988-92
 Reynolds, C. 1901
 Rhea, Hugh 1930-31-32
 Rhodes, David 1992-94
 Rhodes, John R. 1924-25-26
 Rice, David 1936
 Richardson, Chris 2001-02-03-04
 Richardson, Erik 1994-95-96-97
 Richmond, Tom 1996-97-98-99
 Riddell, Ted 1917
 Riddlesbarger, W.P. 1923
 Riggert, David 1998-99-00
 Righetti, Phil 1972
 Rist, Albert Owen 1931-34-35
 Ritchie, Wayne 1973-74
 Riveria, Tim 1999
 Roads, Wayne 1946
 Roberts, Howard 1933-34
 Roberts, Oliver 1926
 Robinson, Dario 2017
 Robinson, Gary 1961
 Roby, John 1932-33
 Rodgers, Omar 2023
 Rodgers, Ralph 1930-31-32
 Rodgers, Terry 1987
 Roehl, William 1943
 Roeser, Rich 1998-99
 Rohn, Henry 1940
 Ronnfeldt, Nick 2021-22-23
 Root, 1899

Roots, Al 1960-61
 Roper, Daniel 2004-05-06-07
 Rosen, Alan 1957
 Rosen, Leonard 1955-56
 Ross, Aaron 2003-04-05-06-07
 Ross, Dean 1977-78
 Ross, Ed 1983-84
 Ross, John W. 1925-26
 Ross, Tyrell 2007-08-09-10
 Roth, Miklos 1996
 Rowley, Claude 1929-30
 Rucker, Tobyn 1999-00
 Ruiz, Cortez 2023
 Rupp, William 1942
 Ruse, Holden 2024
 Rush, Cody 2013-14-15-16
 Russell, Kurt 1983-84-86
 Russell, R.A. 1909-11-12
 Ryder, Jamie 2007-08

S

Sampson, A.W. 1904-06
 Samuels, Everad 1978
 Sand, Robert 1952
 Sanderfer, Christian 2013-14-15
 Sandy, Ahyende 2001
 Sauer, George 1933-34
 Saunders, Tom 1962
 Sawyer, LeRoy 1898
 Schellenberg, E. 1918
 Schepers, Levi 1999
 Scherich, Everett 1925
 Schilling, Matt 2009
 Schleich, Victor 1941-43
 Schlueter, Henry 1948
 Schmidt, Erwin 2007
 Schnackel, Dale 1951-52
 Schnakenburg, Seth 2024
 Schnaible, Richard 1965
 Schnebel, Mike 1983-84-85-86
 Schoepfel, Andrew F. 1922
 Schultz, Jacob 1924
 Schultz, Niko 2024
 Schutter, Ben 2006
 Schutter, David 2008-09-10
 Schwartz, Brian 1996
 Schwieger, Rick 1989-90-91-92
 Scott, Clarence 1961-62-63
 Scott, E.B. 1915-16
 Scott, Harold 1939-40-41
 Scott, Joe 1966
 Scott, Peter 1964-66
 Scotten, Ray 2005-06
 Searle, James 1926
 Seay, Jared 2018-19
 Sedberry, Marcus 2004
 Sees, Wayne W. 1948-49-50
 Seger, Henry 1930-31
 Sell, Nate 2006
 Sellon, Jake 2021
 Senior, Britton 2024
 Sery, Alec 2015-16
 Shaner, George 1927
 Shapland, Taylor 2011-13
 Shaw, Ed 1916
 Shaw, Sam 2013-14-15-16
 Sheppard, Brandon 2008-09-10-11
 Sheppard, Von 1984-85-86
 Sherlock, Lonnie 1966-67-68
 Ship, Matt 2009-10
 Shirey, Fred 1936
 Shonka, S.V. 1910
 Shovlain, John 1999-00-01-02
 Shubert, Kevin 2020-21-22-23-24
 Shuster, Yoav 2004
 Sickler, Vince 2008
 Siedhoff, Luke 2017-18-19-20-21
 Siefkas, Herman 1931-32
 Siegel, Sam 2009
 Simmons, Beau 2014-15-16

Simmons, Cyland 2008-09-10
 Simmons, John 1967-68-69
 Simmons, Marques 2002
 Simmons, Ricky 1981
 Simmons, Robert 1937-38-39
 Simpson, Shelldon 2003-04
 Singbandith, Phouphet 1991
 Sirmon, Dash 2023-24
 Skaden, Erik 1993
 Skalla, John 1954
 Skewes, Glenn 1933-34
 Skinner, Bruce 1957
 Skinner, Jeremy 1991-92-93-94
 Slater, H.C. 1912
 Slemmons, Tom M. 1922-23-24
 Small, Anthony 1984-85-86-88
 Smallwood, Makiyah 2018-19
 Smith, A.D. 1906
 Smith, E.G. 1919-21-22
 Smith, F.E. 1908
 Smith, F.P. 1904
 Smith, Gaylord 1953
 Smith, H.S. 1906
 Smith, Jake 2015
 Smith, Larry 1953-56
 Smith, Morace (Ted) 1922-23
 Smith, Tarron 1991
 Smith, Tony 1999-00
 Smith, Tyson 1990-91-92-93
 Smutney, George 1930-31-32
 Smutz, William 1940-41-42
 Snyder, Andrew 1989-90-91-92
 Snyder, William 1928
 Sobotka, Thomas 1978-79
 Solt, Brandon 1999
 Soltys, Robert 1992-94-95
 Sommers, Jim 1952-53
 Sorchik, Scott 1974-75-77
 Southern, Patrick 2002-03-04-05-06
 Speck, Dan 1971-72-73-74
 Spencer, Brian 1969
 Spinks, Peter 2015-16-17-18
 Spohn, Don V. 1916
 Sprague, Robert 1927-28-30
 Springer, Corey 1987
 Spunde, Gatis 2005-06
 Stairs, Ryan 1998-99-00
 Stamer, Dusty 2004-05
 Stanton, Todd 1987-88-90
 Staten, Robert 1998
 States, H.B. 1902-04-05
 Staub, Joe 1981-82
 Steffan, Karl 1930
 Steinforth, Till 1922-23-24
 Stelzer, Harold 1975-76-77-78
 Stenberg, Don 1969-70
 Stephens, D.V. 1918
 Stephens, Robert M. 1926-27
 Stevens, Ray 1961-62-63
 Stindt, Brady 1995-96
 Story, James 1932-33-34
 Stoup, Tom 1952
 Strand, Richard 1963-64-65
 Stromer, Byron 1919-20-21
 Stroud, Harvey 1946-47
 Suckstorf, Brett 2009-10
 Sullivan, Duane 1969-70-71
 Suttin, Jim 1987
 Sutterfield, Erik 2010-11-12-13
 Swanson, O.M. 1911-12
 Swartz, Maynard 1940

T

Talley, Alex 2022
 Tangdall, James 1954
 Tappan, James 1954
 Tarbutton, Kent 1966-67
 Teeple, Brad 2002-03-04
 Tempelmeyer, Zak 1996-97
 Thies, Eric 2009

Thode, Irving 1951-52
 Thom, Casey 2000-01-02-03
 Thomas, Mikel 2008
 Thomas, Robert 1992-93-95-96
 Thompson, Alan 1947-48-49
 Thompson, Claude 1928-29-30
 Thompson, Jason 2003-04
 Thompson, John 1941
 Thompson, Mike 1975
 Thompson, Tim 2011-12-13-14
 Thornton, Jason 2000
 Thornton, Kirkland 2009
 Thurman, Jeff 1977-78-79
 Timmons, Bailey 2018-19-21-22-23
 Tobias, Alney 2012-13-14-15
 Tobin, John F. 1901-02-04
 Todd, Jack 1967-68
 Tolen, Frank 2001-02-03
 Tolgyesi, Balazs 1994-95-96
 Tolman, Dan 1951-52-53
 Toman, Ray 1933-34-35
 Tomson, Coburn 1929-30-31
 Toogood, Charlie 1950
 Toothacker, Larry 1963-64-65
 Topps, Byron 1995-96-97-98
 Townsend, Merle 1917-18
 Townsend, Tanner 2016
 Trainor, Pat 1991-92-93-94-95
 Traynowicz, Luke 1982-84
 Trent, Phillip 1979
 Trexler, Louis 1923
 Tripple, Todd 1998
 Trott, Bill 1987-88
 True, Earl 1965
 True, Wesley 1930-31
 Trumble, Harold 1928
 Trump, Ed 1909
 Tucker, Ned 1980-81
 Tupper, Bob 1969
 Turnage, Connor 2015
 Turner, E.F. 1898
 Turner, H.R. 1922-23-24
 Tylka, Danny 2002-03-04-05

U

Ukaoma, Miles 2011-12-13-14
 Unberhagen, Ronnie 2000
 Unger, Bob 1971-72-73-74

V

Vacek, Bill 1995-96
 Vance, Jim 1996-97-99
 Vanderbeek, Craig 1986-87
 van der Westhuizen, Peter 2005-06-07-08
 van Rensburg, Jacques 1988-89-90
 Verster, Jean 1985-86-87
 Vidlak, Trevor 2011-12-13-14
 Vollertsen, Don 1947-48-49
 Vollertsen, Josh 1996
 Votruba, Lance 1996-97-98-99

W

Wagner, Cale 2016-18-19
 Walford, Teran 2010-11-12-13
 Walker, Dennis 1965-66-67
 Walker, LeRoy 1939-40
 Wallace, 1899-1900
 Wallace, Dennis 1982-83-84-85
 Waller, Ken 1989-90-91-92
 Walton, Cody 2015-16-17-18
 Ware, Frederick 1946-49
 Warneke, Robert 1935-36
 Warren, Scott 1995-96-97-98-99
 Wasem, Carter 2009-10-11-12
 Washington, Givon 2019
 Washington, Riley 1993-94-95
 Wasson, Daniel 2005-06
 Waterman, R.L. 1898
 Watson, L. Ervine 1931
 Webb, Karl 1973

Weir, R. Ed 1923-24-25-26
 Weller, J.H. 1904-06-07
 Weller, R.F. 1921-22
 Wellman, Allen 1959-60-61
 Wells, Kent 1986-87-89-90
 Welk, John 2012-13-14-15
 Wendt, Basil 1929
 Wendt, James 1963-64-65
 Wenke, A.E. 1922-23
 Werner, Charles 1917
 Werner, Todd 1992
 West, Robert 1936-37
 Westberry, Mitchell 2013-14-15
 Westerfield, Jerry 2015
 Wetovick, Brentyn 2020
 Whalen, Ted 1999
 Wheeler, Gale 1977
 Wherry, Kenneth 1912
 Whitaker, Keith 1974-77
 White, E.E. 1908
 White, Howard 1933-34
 White, James 2013-15
 White, Malcolm 2015-16-18
 White, Myrle 1930-31
 Whitmore, Jarvis 1945
 Wibbels, Edsel 1939-40-42
 Wiedel, Seth 2012-13-14
 Wiedel, Simon 2020
 Wildman, B.C. 1908-09
 Wiley, Willard 1916
 Wilke, Fred 1961-62-63
 Williams, Calvin 2000-01
 Williams, Jamel 1996
 Williams, LeRon 2005-06-08-09
 Williams, Matt 1970
 Williams Jr., Oliver 2003-04-05-06
 Williams, Tim 2003-04-05
 Williams, Tom 1993
 Williams, W. 1908
 Williams, Walter 1921
 Wilson, Paul 2001-03-04-05
 Wilson, Terrol 2020-21-22-23-24
 Wilson, Tyus 2022-23-24
 Wims, Arthur (Scott) 2007-08-09-10
 Winston, Corey 2012-13-14-15
 Wipperman, Carl 1924
 Wirsig, Frank 1925-26-27
 Wiseman, Drew 2014-15-16-17
 Wisemiller, Jeff 1972-73-74
 Witte, C. Norman 1929
 Witter, Marcus 1998-00-01-02
 Wollaston, Charles 1957-58
 Wolkins, Adam 2010-11
 Woodyard, Jaron 2019
 Wright, Chad 2011-12-13-14
 Wright, Chris 1997-98
 Wright, Floyd 1919-20-21
 Wright, Lloyd 1939
 Wszelaki, Artur 2002-03-04
 Wyatt, Earl 1928-29
 Wyatt, Kyle 2001-02
 Wyatt, Perly 1926-27-28

Y

Yazhbin, Issar 2004-05-07
 Yelken, Gene 1951
 Yocum, Donald 1946
 Yort, Arthur 1918
 Young, Blaine 1946
 Young, Keith 1958

Z

Zachary, Derek 2001-02
 Zebold, Grant 2015
 Zersen, William 1967
 Ziemba, Steve 1999-00
 Zikmund, Allen 1943
 Zimmerman, Henry 2022-24
 Zimmerman, Paul 1924-25-26
 Zumwinkle, Ott 1913-14-15

Women's Track & Field

A

Abanses, Jacquelyn 2022
 Abiwu, Trixie 2001
 Akers, Alice 2016-18
 Aldrighetti, Monica 2021
 Algarin, Beth-el 2021
 Algarin, Emma 2021-22
 Ali, Nicole 1983-84-85-86
 Amen, Mary 1985-86
 Ammentorp, Ariel 2023
 Andjelkovic, Jelena 2013
 Andrade, Isabel 2014
 Andrews, Brena 2014-15
 Andric, Mila 2012-13-14
 Andrie, Paula 2013-14-15-16
 Anseth, Channing 2006
 Artley, Abrielle 2024
 Ashmore, Holly 1984

B

Bainbridge, Ali 2024
 Baird, Kadecia 2014-15
 Baker, Nicole 2019
 Baker, Pam 1976-77
 Baker, Sara Jane 2003-04-05-06
 Barge, Jasmine 2016-17-18-19
 Barinova, Martina 2011-12
 Barnes, Kalena 1999
 Barnes, Toyia 1987-88-89
 Bates, Janet 1979-80
 Battistella, Jamieson 2020-21
 Beachler, Becky 1999
 Beck, Charlene 1976
 Benson, Amanda 2005-06
 Biehl Vacek, Liz 1998-99-00-01-02
 Birchmier, Kate 2017-18-19
 Birtles, Rachel 2008-09-10-11
 Blackmer, Christina 1994-96-97-98
 Blanford, Rhonda 1982-83-84-85
 Blehm, Lindsey 2021-22-23-24
 Blubaugh, Jenna 2005-06
 Blum, Melanie 2014-15-16
 Boerema, Leann 2000-01-03-04
 Boller, Jeanne 1977
 Bornemeier, Janet 1979-80
 Boswell, Danielle 1995
 Bourland, Andrea 1994-95-96-97
 Bowen, Kelly 2003
 Bowers, Abby 1996
 Brandner, Tessa 1977
 Brandt, Mandy 1998-99
 Braness, Carrie 1997-98-99-00
 Breisch, Becky 2001-02-03-04-06
 Bresser, Emma 2018-19-20-21
 Bridges, Whitney 2019
 Brockmeier, Tirsten 1995-96-97-98
 Brooks, Michelle 2000
 Brown, Lotavia 2023-24
 Brown, Shelby 2016-17-19-21
 Brown, Shelley-Ann 2000-01-02-03
 Brouzet, Anne 1990
 Brush, Rachel 2019
 Buchanan, Ayanna 1998
 Buljovic, Marijana 1999-00
 Bullock, Epley 2007-08-09-10
 Burke, Janet 1982-83
 Burns, Heather 1996-97
 Burrill, Sharon 1979-80-81-82
 Burton, Charmaine 1997-98
 Bussel, Breanna 2009-10-11-12
 Butler, Rachel 2008-09-10-11-12

C

Callahan (Zarcenko), Natalja 2006-07-08-09
 Campbell, Julieanne 1990-91-92
 Cantrell, Lana 1986
 Carlsson, Hillevi 2023-24
 Carpino, Elizabeth 2015
 Carr, Ashleigh 2016-18
 Carrizales, Rachel 2007-08-09-10
 Casadei, Emanuela 2024
 Cast, Kendall 2015
 Ceika, Danute 2004-05-06-07
 Centerwall, Kate 1998
 Cernjul, Marusa 2012-13-14-15
 Chace, Paula 1981
 Chambers, Authea 2001-02-03-04-05
 Christensen, Beth 2008
 Christiansen, Heidi 1986-87
 Clark, Debora 1984-85
 Clark, Kylie 2023-24
 Clarke, Ramonia 2021-22-23
 Clement, Deanna 1991
 Cole, Asia 2015
 Colvin, Kate 2006
 Cowher, Jennifer 2000-01-02-03
 Cox, Kelly 1990
 Crofford, Lara 2008-09-11
 Croom, La'Tisha 1995-96-97-98
 Curtis, Amber 2005-06
 Cygan, Karlye 2015-16
 Czuth, Reka 2015-16-18

D

Dalton, Joslyn 2006-07-08-09
 Darley Graham, Lisa 1988-89-90-91-92
 Davidson, Kristin 1993
 Day, Denise 1985
 Deeborn, Bariborve 2024
 DeGolyer, Cathy 1986
 De Kler, Mine' 2024
 Delaet, Patty 1979
 DeNaeyer, Chrystall 1992-93
 Dennison, Natalie 2000
 DeSoto, Tia 2003-04
 Dickinson, Ashlee 2003-04-05-06-07
 Dies, Angela 2004
 Dietrich, Diane 2005
 Diew, Nyabuay 2021-22
 Dinsdale, Blaire 2009-10-11-12
 Dinsdale, Brooke 2009-10-11-12
 Dixon, Cindy 1976-77-78-79
 Doetker, Jody 1995-96-97
 Doetker, Kerry 1997
 Doffeny, Jordan 2013
 Domeier, Sara 1995
 Dominguez, Candice 2019
 Dostal, Judy 1976
 Dougherty, Ellen 2012-14
 Dowell, Kristen 2015-16-17
 Duncan, Chantal 2014-15-16
 Dunn, Carmela 1978
 Dunn, Maureen 1989-90-91
 Duran, Emily 2001-02
 Dutton, Janet Blomstedt 1995-96-97-00
 Dworak, Kristen 2017

E

Eades, Nikita 2007-08-09
 Eames, Sabrina 1987-88-89-90
 Edmunds, Ann 1983
 Edwards, Angela 1989-90
 Edwards, Ethel 1990
 Ellenbecker, Kris 1993-94-95
 Ellis, Emily 2021

Elwood Macfee, Sherri 1994-95-96-97
 Erega, Arna 2008-09-10-11
 Erickson, Karlene 1984-85-86-87
 Escudero, Maggi 2003-04
 Eskridge, Briana 2017
 Essington, Tami 1979-80-81-82
 Essman, Jean 1979
 Ewore, Ellie 2012-13-14-15

F

Facey, Jeanelle 2012
 Farkas, Györgyi 2007
 Farrington, Melissa-Maree 2014-15
 Fein, Sandy 1992
 Ferguson, Kwonya 2005
 Finkner, Lindsey 2004-05
 Firestone, Sarah 2014-15-16-18
 Fletcher, Katie 1989-90
 Flynt, Amelia 2023-24
 Forsberg, Elsa 2017-18-19-20-21
 Fox, Amy 1988-89
 Fox, Donna 1979
 Franzen, Trina 1998-99-00
 Frazee, Karen 1979-80
 Freeman, Ashley 2002
 Freeman, Chanel 2016-17-18-19
 Frey, Lynne 1988-89-90-91
 Freyhof, Erika 2018-19-20-21-22-23
 Fuerhoff, Jasmine 2000
 Furlan, Jessica 2009-11-12-13

G

Gaffigan, Ann 2001-02-03-04
 Gale, Dawn 1989
 Garabian, Cammy 2024
 Gardner, Jessica 2021-22-23-24
 Geiger, Grace 2015
 Gleaser, Patti 1978
 Goedhart, Marjan 1982-83
 Goldstein, Ari 2006-07-08
 Gomez, Joanne 1989-90-91
 Gorham Badami, Jennie 1980-82-83-84
 Govindan, Prema 1989-90-91
 Graff, Jessie 2004-05-06
 Grant, Charline 1985
 Grant, Karen 1984-85
 Green, Jenny 2004-06-07
 Gribbin, Mollie 2014-15
 Griggs, Kierra 2017-18-19
 Griva, Mara 2011-12-13
 Grizzle, Roxi 2009-10
 Grizzle, Veronica 2010-12-13-14
 Grooters, Elie 2011-12-13-14
 Guthrie, Kim 1987-88-89

H

Hall, Annette 1995-96-97
 Hall, Cris 1991-92
 Hallgrimson, Jaden 2023
 Hamik, Erica 2009-10-11-12
 Hammon, Janna 1991-93-95
 Handrup, Kathryn 2000-02-03-04
 Hannon, Erin 2007-08
 Hanson, Robin 1984
 Hardersen, Dannika 1994
 Hardig (Western), Jamesha 2019-20
 Harmon, Cheryl 1999-00-02-03
 Harris, Lakayla 2016-17-18-19
 Harris, Maddie 2020-21-22-23
 Harris, Winsome 2020-22
 Harrison-Maston, Aisha 1998-99
 Harsin, Haley 2015-16
 Hartso, Wanda 1982

Hass, Christine 1979-80
 Heck, Kari 2013-14-15-16
 Hedrick, Susan 1988-89-91-92
 Heldt, Doreen 1995-96-97-98-99
 Helm, Heidi 1989-90
 Henry, Angee 1994-95-96-97
 Hergott, Tina 1991-92-93
 Hiatt, Kelly 1977-78
 Higgins, Suzanne 2009-10
 Hill, Virginia 2017
 Hitz, Doris 1976-77-78
 Hobson, Kiara 2019
 Holland, Maddie 2018
 Horacek, Payton 2017
 Howard, Susie 1986
 Hugg, Kayla 2020-21-22
 Hungerford, Gina 1979-80

I

Ilves, Johanna 2019-22-23-24
 Ilves, Lishanna 2021-22-23-24
 Ingram, Dalhia 1997-98-99-00
 Ingram, Deja 2019
 Iningo, Kristina 2017-18-19-20-21
 Iratcabal, Heidi 1980-81-82

J

Jablonski, Marsanne 1976
 Jackson, Annie 2011-12-13-14
 Jacobs, Andy 2017-19-20-21-22
 James, Deborah 1982
 Janovec, Vicki 2000-01-02-03
 Jarosz, Gloria 1976
 Jasnoch, Julie 1980
 Jensen, Taylor 2012
 Jiskra, Cami 2009-10-11-12
 Johansson, Axelina 2022-23-24
 Johnson, Brittany 2015
 Johnson, Jenny 1992-93-94-95
 Johnson, Kaitlynn 2018-19-21-23
 Johnson, Taylor 2020
 Johnson, Vicky 1985-86-87
 Jones, Ali 2001-02-03
 Jones, Angela 1985-86
 Jones, Chelsey 2017-18-19-20
 Jones, Danielle 2015-16
 Jones, Judi 2017-18-19-20-21
 Jorgenson, Amie Finkner 1997-98-99-00

K

Kadrmaz, Katherine 2021
 Kadoszewski, Nicole 2002-03-05-06
 Kalu, Chi 2006-07-08
 Keating, Frances 2005
 Kerekes, Greta 2012-13
 Kindig, Nancy 1978-80-81-82
 Kirby, Lizzy 2015
 Klassen, Stella 1997-98-99-00
 Kling, Shannon 1997
 Kobza, Sue 1979-80
 Koerner, Alissa 2001-02-03-04
 Kojic, Dijana 2004
 Koontz, Pam 1979
 Korshoj, Tara 2009-10-11
 Kortmeyer, Kellyn 2024
 Kostic, Vesna 2000-01-02-03
 Kovesi, Krisztina 2000-01-02-03
 Kraai, Kathy 1979-80-81
 Kramer, Lisa 1979-80-81
 Krause, Cindy 1976
 Kreikemeier, Lynsey 2008
 Kruger, Jaimie 2000
 Kruger, Karen 1985-86-87-88
 Kulisic, Mirta 2021-22-23-24

L

Laack, Allison 1986
 LaCour, Karyn 2008-09-10-11
 Landmann, Nicole 1986
 Lange, Elizabeth 2005-06
 Larson, Susie 1988
 Latimer, Taylor 2022-23
 Latsch, Amanda 2008-09-10-11
 Lee, Christy 1979-80-81
 Lee, Liz 1977
 Lehman, Christi 2002-03-04-05
 Lemerond, Rachel 1998
 Lenihan, Michaela 2003-04-06
 Lervold, Brandy 1995-96
 Lervold, Brynn 2000-01-03
 Lewis, Monique 2012
 Lewis, Raynesha 2017-18
 Lewis, Tashika 1995-96
 Liddick, Peggy 1976-77
 Lidy, Tanya 1989
 Liebl, Destiny 1991-93-94
 Lind, Susan 1982
 Lindner, Tierney 2016
 Linn, Lori 1978
 Linnell, Christy 2000
 Linsenmeyer, Jane 1997-98
 Livesey, Katherine 1999-00-01-02
 Loos, Kelly 1988-89
 Lopes, Priscilla 2004-05-06
 Lorenzen, Jeanene 1976
 Lucas, Denise 1989-90-91-92
 Lucas, Jenna 1999-00-01-02
 Lueger, Madison 2021-22-23
 Lueking, Martha 1978
 Lund, Becky 1991-92-93
 Lush, Megan 2015-16
 Luteran, Petra 2017-18-19-21
 Lyons, Sarah 2007

M

Mader, Krista 1991-92-93-94
 Maher, Lindsey 2007-08-09-10
 Maher, Maggie 2011-12-13-14
 Maher, Vanessa 2005
 Malone, Maggie 2013-14
 Marsh, Elizabeth 2009
 Marthaler, Michele 1987-88-89-90
 Martial, Nicola 1993-94-95-96
 Martin, Anne 2011-12-13-14
 Martin, Tricia 1990-1991-92
 Masten, Riley 2021-22-23
 Mayers, Patricia 2004
 Mazzitelli, Julie 1993-94-95
 McBean, Carl-Ann 2001-02
 McCarty, Breunna 2012-13-14-15
 McClellan, Katie 2000-01
 McClown, Jonisa 2002
 McConkey, Susan 1977-78
 McCoy, Jazmin 2014-15-16-17
 McElmurry, Ashley 2020-21-22-23-24
 McGlothlan, Shanta 1989-90-92
 McGruder, Leandra 2007-08-09-10
 McIntosh, Quashira 2016-17-18-19
 McKinney, Colleen 1993-94-95-96
 McLane, Lani 1997-98-99-00
 McMahon, Heather 1996
 McMillan, Chantae 2007-08-09-10-11
 McQueen, Alicia 1982
 McQuillen, Brynna 2022-23-24
 Meisinger, Amy 1997-98-99
 Menghia, Lorena 2009-10-11
 Menghini, Allexis 2015-16
 Mentzer, Cinda 1985
 Mercurio, Angela 2015-16-17-18-19
 Merickel, Cami 2023-24

Merrill, Tess 2013-14-15-16
 Meyer, Alex 2015-17-18-19
 Meyer, Kallynn 2024
 Mick, Catherine 2019-20-21
 Midder, Toni 1977-78
 Miller, Ashley 2009-10-11-12
 Miller, Betsy 2006-08
 Miller, Brooklyn 2022-23-24
 Miller, Lindsey 1995
 Miller, Michelle 1986-87-88
 Milling, Michelle 1985-86-87-88
 Mills, Robin 1979-80
 Minnick, Anna 2013-14
 Minnick, Lisa 2008-09
 Mitchell, Paulette 1993-94-95-96
 Mohr, Melinda 1996-99
 Monter, Jean 1985-88
 Moody, Belvia 1985-86-87
 Moore, Karlie 2020-21-22-23-24
 Morales, Mary 2013-14
 Morck, Mia 2019
 Morelock, Cassi 1999-00
 Moreley, Amanda 2000-01-02-03
 Morgan, Sheryl 2005-06-07-08
 Morris, Tanessa 2023
 Most, Sheri 1978
 Mostoller, Kara 2012-13
 Mueller, Janae 2008
 Murray, Norma Lee 1980-81
 Musil, Samantha 2009-10-11
 Myatt, Jill 1994-95-96-97
 Myers, Kerrigan 2021-22-23

N

Nadler, Patricia 1989
 Nelson, Sue 1982-83-84-85
 Nicholson, Rhonda 1983
 Niewohner, Connie 1976
 Noel, Jill 1984-85-86-87
 Nunnally, Carol 1984-88

O

Oak, Lexie 2013-15
 Obermeier, Sondra 1978-79-80-81
 O'Connell, Lisa 1988
 Ohrt, Janice 1981
 Olade, Tolu 2004
 Omerzu, Lara 2018-19
 Omonzane, Peace 2023
 Osbourne, Katie 1983
 Oslund, Kristi 2014-15
 Osmundson, Madelyn 2015-16
 Osteen, Deb 1998-99-00
 Otabor, Rhema 2023-24
 Ott, Bev 1979
 Ottey, Merlene 1980-81-82-83-84
 Otto, Sydney 2017-19
 Owen, Kelly 1985
 Owusu, Lesley 1998-99-00-01

P

Pagone, Grace 2021
 Pahlitzsch, Karolina 2015-16
 Pancoast, Jen 2006-07-08-09
 Pancoast, Kim 2004-05-06-07
 Pandorf, Marie 1976
 Pauli, Jaime 1997-98-99-00
 Pearson, Cindy 1977-78
 Pearson, McKenzie 2020
 Pearson, Zionn 2019-20-21-22-23
 Pecora, Rebecca 2024
 Peer, Anna 2014-15
 Peirano, Candi 1999
 Pendleton, Sha-ri 1985-86
 Perkins, Michelle 1987-88-89-90

Perry, Mikaela 1994
 Pesakova, Dagmar 1994-95
 Peskova, Michaela 2017-18-19-20
 Peterson, Kathy 1978
 Peterson, Tori 2002
 Pfister, Kim 1990-91-92-93-94
 Phipps, Rhianna 2024
 Pinkelman, Carlie 2012-13-14-15
 Plambeck, Sarah 2011-13
 Plank, Danie 2016-18
 Plummer, Charmaine 1996-97
 Popken, Nancy 1980
 Porter, Meredy 1988-89-90-91
 Porter, Shanelle 1991-92-93-94-95
 Powell, Deb 1982-83-84
 Powell, Sharon 1987-88
 Prebyl, Angie 1998-99-00-01
 Pretorius, Rene 1998-99-00-01
 Price, Melissa 1998-99-00-01
 Prowse, Juliet 1987-88-90-91
 Pugh, Ruth 1982-83
 Purchase, Anna 2019-20

R

Raddatz, Deb 1979
 Radevica, Ineta 2003-04
 Ralston, Emma 2023
 Reckenbach, Lauri 1976
 Reid, Stephany 1999
 Rembert, Meka 1998
 Resh Gdowski, Sammie 1986-87-88-89-90
 Restrepo, Ximena 1989-90-91
 Riley, Shylia 2018-19
 Ritola, Kim 1996
 Roach, Justine 2004-05-06
 Robar, Allison 1986
 Robinson, Renita 1987-88-89
 Rockenbauer, Nora 1989-90
 Rogers, Jenna 2024
 Rohde, Siera 2015
 Ross, Betsy 1976
 Rosvold, Betty 2022-23
 Ruskule, Dace 2005-06-07

S

Saavedra, Seneik 1999
 Salas Planas, Cora 2015
 Samuels, Susan 1985
 Sanders, Desiree 2015
 Santiago, Katrina 2015-16-17
 Sara, Eniko 2023-24
 Scanlan, Jillanna 2011-12-13-14
 Schaefer, Michele 1992
 Scharton, Marcie 1995-96-97
 Schenk, Carol 1979
 Scholl, Madi 2020-21-22-23
 Schubarth, Pam 1981-83
 Schutz, Berlin 2024
 Seaton, Julie 1978-79-80-81
 Selig, Ashley 2003-04-05-06-07
 Selman, Betty 1979
 Senkbile, Jamie 2003-04-05-06
 Seybold, Cathy 1981-83
 Shadle, Anne 2002-03-04-05
 Sharp, Kacie 2006-07-08-09

Sharp, Tristen 2013-14-15-16
 Shepherd, Nora 1995-96-97-98
 Shoemaker, Michelle 1991-92-93-95
 Shubert, Kim 2005-06-07-08
 Shufelt, JoDee 1992-93-95
 Siegel (Hodson), Jade 2009-10-11-12
 Sims, Kimberly 1976
 Simmons, Lamisha 2016
 Skelton, Taya 2022-23-24
 Small, Robin 1982
 Smith, Bonnie 2015-16-17
 Smith, Deb 1985-86
 Smith, Danielle 2007-08
 Smith, Heather 1984
 Smith, Jessi 2018-19-20
 Smith, Katie 2013
 Smith, Morgan 2015-16
 Smith, Tracy 1989
 Sneller, Sally 1980
 Solari, Tamara 2005-06-07-08
 Spencer, Marika 2019-20-21-22
 Spires, Kerry 1992
 Stahlnacker, Amanda 2000-01
 Stanisavljevic, Jelena 2000-01
 Stately, Brysun 2007
 Staten, Mia 1988
 Stelling, Theresa 1991-92-93-94-95
 Steiner, Jeni 2004-05-06-07
 Stepney, LaQwasia 2020-21
 Steube, Michele 2002
 Stewart, Kim 1996-98-99-00
 Stewart, Kwani 1991-92-93-94
 Stine, Kim 1980
 Stiens, Jordan 2012-13-15
 Stohs, Amber 1997-98
 Stricker, Sara 1981-82
 Suluki-Drakes, Zarinah 2006-07-08-10
 Sutter, Sherri 1993-94-95
 Svane, Audrey 2008-09-10-11
 Szarkowski, Karen 1985

T

Tate, Marcia 1982-83-84-85
 Tatum, Cindy 1979-80
 Teeple, Stephanie 2002-03-04
 ten Benschel, Fran 1989-90-91-92-93
 Thacker, Angela 1983-84-85-86
 Thiemard, Denise 1983
 Thomas, Darby 2020-21-22-24
 Thomas, Stephanie 1983-84-85-86-87
 Thompson, Jessica 1997-99-00-01
 Thompson, Tressa 1994-95-96-97-98
 Thurman, Tammy 1985-86-87-88
 Tranel, Kayte 2003-04-06
 Travis Muller, Kathy 1992-94-95-96
 Trofholz, Brandy 1998-99-00
 Trotter, Hayley 2024
 Tupper, Toni 2016-17-18
 Turke, Ieva 2018-19-20-21-22-23
 Turnage, Kim 1987-88-89

U

Ubel, Kayla 2008-10
 Uljas, Egle 2005-06

V

van der Kolk, Yvonne 1989-90
 Vasey, Nancy 1986
 Veit, Sylvia 1989-90-92-93
 Vicanovic, Danijela 1991
 Vice, Na'Tassia 2001-02-03-04
 Vickers, Cindy 1979-80
 Vierreger, Alyssa 2008-09-10-11
 Voldnes, Kirsti 1983

W

Waddles, Yolanda 1985
 Wagemen, Renee 2002-03
 Waibel, Emily 2000-01-02
 Walker, Kim 1990-91
 Walker, Meghan 2024
 Walz, Kirsten 1993
 Wanjoku, Favour 2022-23-24
 Webers, Jen 2008-09-10
 Webster, Beth 1987-88-89-90
 Weekes, Mara 2011-12-13-14
 Weigandt, Anna 2011-12-13-14
 Welch, Lauren 2013
 Wellendorf, Natalie 2001
 Wendell, Dani 2002-03
 Wescott, Rhonda 1984
 Westenrieder, Kelly 1991-92
 Western, Jamesha 2019
 Wheatley, Megan 2007-08-09-10-11
 Whitbeck, Bonnie 1978
 White, Katie 2011-12-13
 Whiteside, Karen 1977
 Whitted, Kristin 1997
 Whibbels, Erin 1998-99-00-01
 Wight, Laura 1984-85-87
 Wilken, Morgan 2010-11-12-13
 Wilkinson, Kayla 2004-05-06-08
 Willer, Natalie 2008-09-10-11
 Williams, Becky 1977
 Williams, Shawnee 2013-14-15
 Williams, Tierra 2014-15-16-17
 Williams, Velecia 2023-24
 Wilson, Karen 1979-80
 Wilson, Linetta 1986-87-88-89
 Wilson, Melissa 1996-97-98
 Wilson, Tranquil 1990-91-92-93
 Wiseman, Amy 1998-99
 Witte, Casie 2003-04-05-07
 Wittler, Pam 1976
 Woitzel, Morgan 2013-14-15-16
 Wolczyk, Brittini 2016-17-18-19
 Wolinski, Chase 2017-18-19
 Wolken, Emily 2000-01-02-03
 Wood, Karen 1979-80-81-82-83
 Wortmann, Laura 2005

Y

Yerigan, Madison 2020-21-22-23

Z

Zajic, Cheryl 1979-80-81-82
 Zanker, Teri 2021
 Zimmer, Jeannette 1999
 Zimmerman, Victoria 2009-10-11-12
 Zynda, Diane 1977-78

Volleyball

A

Abramovich, Chen 2018
Adamczak, Annie 1982-83-84-85
Aegerter, Kim 1978
Akana, Keonilei 2020-21
Albrecht, Annika 2014-15-16-17
Allick, Rebekah 2022-23
Anderson, Sydney 2008-09-10
Aspegren, Kelly 1991-92-93-94
Atherton, Hunter 2017
Avery, Lisa 1996
Axberg, Lucy 1976-77-78-79

B

Baker, Carla 1986-87-88-89
Banwarth, Kayla 2007-08-09-10
Barsness, Linda 1987-88-89-90
Bartak, Maria 1975
Bartek, Brooke 2006
Batenhorst, Ally 2021-22-23
Baumstark, Rachel 2002
Behrends, Kim 1997-98-99-00
Bloom, Connie 1977
Boender, Olivia 2015-16
Boesiger, Maisie 2022-23
Bohn, Teresa 1981-82-83
Bolli, Becky 1987-88-89-90
Bornemeier, Janet 1977
Brand, Debbie 1989-90-91-92
Briton, Brenda 1979
Broekhuis, Morgan 2010-11-12-13
Brown, Linda 1975
Busboom, Dani 2003-04-05-06
Buysse, Mary 1981-82-83-84

C

Caffey, Kayla 2020-21
Carey, Monica 1988
Cepero, Greichaly 1999-00-01-02
Choboy, Laney 2023
Clerc, Stephanie 1993-94
Colvert, Barb 1976
Cook, Jackie 1986-87
Cook, Lauren 2010-11-12
Cooper, Kori 2006-07-08-09
Crandall, Kim 1996-97-98-99
Crnich, Kate 1993-94-95-96

D

Dahlgren, Karen 1983-84-85-86
Davidson, Mary 1976
Davis, Capri 2018-19
Davis, Pam 1976
Davis, Michelle 1986
Dean, Erin 1980-81-82-83
DeBoer, Kathi 1984-85-86-87
DeBolt, Delisa 1986-87
Delaney, Tisha 1985-86
Delano, Brooke 2008-09-10-11
Densberger, Hayley 2017-18-19-20
Dowling, Jenae 2000-01-02-03
Drewnick, Nicole 2019
Dykstra, Lara 2011-12

E

Edeal, Dee 1975
Egbert (Pell), Gwen 1981-82
Elmer, Melissa 2002-03-04-05
Endicott, Lori 1985-86-87-88
Errthum, Rachel 1991-92
Ethridge, Alexa 2013-14
Evans, Anni 2020-21-22
Everette, Priscilla 1977

F

Fien, Kelsey 2012-13-14-15
Fautsch, Kelsey 2003-04
Foecke, Mikaela 2015-16-17-18

G

Gabel, Emma 2020
Gates, Amanda 2005-06-07-08
Goff, Jenny 1984
Govier, Reba 1977-78-79-80
Grant, Nancy 1976-77-78-79
Gray, Angela 1980
Griffin, Maggie 2005-06-07

H

Haberman, Ann 1976-77-78-79
Haggerty, Meghan 2012-13-14-15
Hall, Cecilia 2012-13-14-15
Hall, Cris 1988-89-90-91
Hames, Nicklin 2018-19-20-21-22
Hamilton, Nancy 1975-76
Hansen, Sue 1986
Harmon, Laury 1975
Havers, Allie 2017
Hedbeck, Maria 1993-94-95-96
Henk, Nikki 1997-98-99
Hermann, Julie 1981-82-83-84
Hermes, Kim 1977-78
Hesch, Sara 1987-88-89-90
Hesch, Sue 1987-88
Heiser, Sue 1975-76-77
Holder, Christie 1978-79
Holloway, Rachel 2006-07
Holman, Briana 2016-17
Holmquist, Amber 1999-00-01-02
Houghtelling, Christina 2003-04-05-07
Hubl, Paige 2009-10-11-12
Hunter, Kelly 2013-15-16-17
Hurley, Laura 1984-85

J

Jackson, Andi 2023
Jahnke, Katie 1997-98-99
James, Kaitlynn 2009
Johnson, Christy 1991-92-94-95

K

Kanouse, Terri 1978-79-80-81
Keil, Melanie 2013-14
Kilham, Joni 1977
Kinnan, Kim 1990
Knuckles, Kenzie 2019-20-21-22
Koontz, Pam 1975-76
Korver, Megan 1996-97-98
Koziol, Denise 1997-98
Kramer, Sharon 1982-83-84-85
Krause, Lindsay 2021-22-23
Krejci, Pam 1999-00-01
Kronidak, Jaime 1995-96-97-98
Kropp, Jenny 1998-99-00-01
Kruger, Janice 1975-76
Kruse, Janet 1988-89-90-91
Kubik, Hayden 2022-23
Kubik, Madi 2019-20-21-22
Kuehner, Kenda 1985
Kurkova, Mari 2018

L

Larson, Jordan 2005-06-07-08
Larson, Kira 2014
Lauenstein, Whitney 2021-22
Learch, Joan 1979
Legg, Kim 1994-95

Licht, Lindsey 2007-08-09-10
Lichty, Marla 1978-79-80
Lind, Sue 1981
Lindhurst, Janet 1975-76
Loseke, Lynae 1982-83
Luedtke, Sue 1975-76-77-78
Luther, Laura 1990-91-92-93
Lyles, Brenna 2013
Lynch, Michelle 2002-03-04

M

Makovicha, Theresa 1978-79
Malloy, Andie 2016
Maloney, Kenzie 2015-16-17-18
Mancuso, Dani 2003-04-05-06
Mancuso, Gina 2009-10-11-12
Marshall, Deb 1977
Martens, Mindy 1977-78-79-80
Maser, Stacie 1995-96
McClellan, Chesney 2017
McCormick, Amanda 2003-04
McFadden, Jen 1993-94-95
McNeal, Allison 2009-10-12
McWilliams, Jill 1997-98-99-00
Melcher, Darla 1984
Melcher, Lori 1977-78-79-80
Mendelson, Maggie 2022-23
Metcalf (Meendering), Nancy 1997-98-99-01
Meyer, Kalynn 2020-21
Meyer, Peggy 1991-92-93-94
Miles, Krys 1978-79
Miller, Megan 2018-19
Millikin, Angie 1985-86-87-88
Monson, Mandy 1996-97-98-99
Mueller, Debra 1980
Mueller, Tara 2007-08-09-10
Murray, Harper 2023

N

Nepo, Fiona 1995-96-97-98
Newman, Diane 1982
Noth, Cathy 1981-82-83-84
Novak, Val 1987-88-89-90

O

Obermeier, Sondra 1976
Obermiller, Jarilyn 1987-88
Oltman, Diane 1975
Orr, Kennedy 2021-22-23
Orvis, Brenda 1976
Ostrander, Alicia 2012-13-14-15
Oxley, Angie 1997-98-99-00

P

Parks, Sara 2001
Pavan, Sarah 2004-05-06-07
Pendergast, Megan 2009-10
Pettine, Shandi 1978-79-80-81
Pilakowski, Laura 1999-00-01-02
Pohlmeier, Bonnie 1979
Pollmiller, Mary 2013-14
Possehl, Kari 1989-90
Pratt, Judy 1976

R

Ramsey, Sallye 1980-81-82-83
Rebholz, Ally 2001-02-03-04
Reeves, Tiani 2016
Reilly, Bergen 2023
Reitsma, Lisa 1994-95-96-97
Richardson, Tina 1975
Richters, Kare 1981-82
Rikli, Barb 1978

Robinson, Kelsey 2013
 Rodriguez, Lexi 2021-22-23
 Rolfzen, Amber 2013-14-15-16
 Rolfzen, Kadie 2013-14-15-16
 Root, Brigitte 2008-09-10-11
 Roswold, Sue 1975
 Rupert, Marsha 1975-76
 Rupprecht, Deb 1978-79

S

Saleaumua, Jennifer 2002-03-04-05
 Saunders, Renee 1995-96-97
 Schadegg, Laurie 1979-80-81
 Schonewise, Enid 1983-84-85-86
 Schrad, Anna 2000-01-02-03
 Schroeder, Emily 2004
 Schwartz, Rachel 2005-06-07-08
 Schwarzenbach, Callie 2018-19-20-21
 Shannon, Eileen 1989-90-91-92
 Sibbersen, Amy 2001
 Siefkes, Tina 1984
 Simpson, Taylor 2011
 Slaughter, Sami 2017-18
 Smith, Brooke 2015-16-18
 Smith, Meghan 2004-05
 Smith, Michelle 1982-83-84-85
 Stahr, Virginia 1986-87-88-89

Stalls, Tracy 2004-05-06-07
 Stivrins, Lauren 2017-18-19-20-21
 Strange, Alexa 2012
 Stratbucker, Michelle 1985
 Stricker, Nikki 1990-91-92-93
 Sun, Lexi 2018-19-20-21
 Swanson, Rebecca 1983
 Sweet, Jazz 2017-18-19-20
 Szabo, Anezka 2017-19

T

Tauke, Tonia 1996-97-98-99
 Thater, Stephanie 1989-90-91-92
 Thompson, Deb 1980-81-82-83
 Thompson, Tami 1991-92
 Thramer, Hayley 2011-12
 Toft, Susan 1977
 Tonniges, Kim 1991-92-93
 Townsend, Sydney 2014-15-16-17

V

Vermuelen, Valerie 1989-90

W

Walberg, Paula 1975
 Walter, Jessica 1990-91
 Werth, Hannah 2009-10-11-12

Westling, Sara 2001-02-03
 Weston, Nancy 1976-77
 Weston, Allison 1992-93-94-95
 Wilberger, Jordan 2008-09-10-11
 Wilkinson, Nancy 1975-76-77
 Wilson, Kathy 1977
 Winkelmann, Shelby 2011
 Winsett, Billie 1992-93-94-95
 Wischmeier, Lindsay 1999-00-01-02
 Wong-Orantes, Justine 2013-14-15-16

Y

Yanz, Jessica 2009
 Young, Barb 1985-86-87

Z

Zarda, Sheridan 2012
 Zimmerman, Lori 1978-79-80-81
 Zink, Jan 1975
 Zuhn, Riley 2019-20

Wrestling

A

Abidin, Anthony 2014-15-16
Adam, Jerry 1931-32
Adamson, Darrel 1953
Albright, Gary 1982-84-85-86
Aleksanyan, Patrick 2006-07-08-09
Alford, Isaiah 2020
Allers, LaVerne 1965
Allgood, Rick 1964-65-66
Allington, JD 2016-17
Allred, Silas 2021-22-23-24
Anderson, Gage 2015-16-17
Anderson, John 1957
Andrews, Harley 2024
Andrews, Ralph 1929
Arthur, Justin 2015-17-18
Arthur, Patrick 1976-77
Ayoub, Ismael 2024

B

Baer, Steven 1994-95
Baier, Austin 2007-08
Baker, Jeremy 2003-04
Baker, Travis 2001-02
Baptista, Zemua 2018-19
Barends, Ben 1965-67
Barnes, Micah 2014-15-16-17
Bartling, Nyle 2014-15
Bauer, Ryan 1996-97-98
Baum, Gail 1957-58-59
Bean, Don 1953
Beckerman, Todd 1997-99-00-01
Bell, John 1972-73
Bengston, Rudolph 1921
Berger, Jarred 2003
Berger, Tyler 2016-17-18-19
Billings, Layne 1987-89-90-91
Blankenship, Johnny 2018-19-20
Blore, Richard 1924-25-26
Boardman, Dan 1985
Boomer, Abe 1998
Bogle, Jeff 1984
Borer, Mark 1973-74-75-76
Brand, Dan 1956-57-58
Breske, Beau 2018
Brester, Craig 2007-08-09-10
Brian, Adrian 1917
Brown, Kenneth 1949-50-51
Brown, Landon 2021-22
Browne, Brandon 2006-08-09
Browne, Cameron 2007-09-10
Brown Ton, Ellise 2022-23-24
Bryans, Jack 1955-56-57
Bryant, Charles 1953-54-55
Burchett, Keith 1969-70-71-72
Burnett, Hobart 1932
Burnett, Scott 2002
Burroughs, Jordan 2007-08-09-11
Burwick, Kyle 2023-24
Buser, Kerry 1973
Buxton, Jason 1991-92
Buxton, John 1990-91-92-93

C

Cahoj, Rory 1982-83
Calvert, Jim 1976-77
Campbell, Matt 1983-84
Caniglia, Louis 1949-50-51
Canoyer, Brad 1995-96-97-98
Carpenter, Pierce 1978
Carr, Joe 1973-74-75-76
Chavez, Quinton 2022-23

Chenoweth, Scott 1988-89-90-91
Chipman, Gordon 1962
Christensen, Kennen 1974-75
Christensen, Monte 1997
Christensen, Rex 1970-71
Class, Jeff 1972-73
Closser, Bayard 1980-81-82
Cloutier, Paul 1999
Cockle, George 1940-41
Coe, Ryan 1997
Coltvet, Jeffrey 1985-86-88-89
Coltvet, Rick 1992-93
Compton, Cody 2011-12
Condomitti, Jagger 2022-23-24
Conger, Bruce 1974-75-76
Conner, Ati 2000-01
Cook, Dave 1962
Cook, Terry 1985-86-88-89
Cooper, Brad 1998
Cooper, Drew 2024
Cooper, Norlin 1957-59
Coppie, Newton 1940-42-46-48
Coppie, Sumner 1942-46-47-48
Cory, John 1987
Coulal, Eric 2013-15-16-17
Crancer, John 1954-55
Cronin, Liam 2021-22-23
Cushing, Blake 2022-23-24

D

Dale, Ben 1917
Dalton, Weston 2024
Dauterive, Michael 2012
Davenport, Kevon 2020-21
Davidson, Cale 2021-22-23
Davis, George 1927-28
Dawkins, Wallace 1985-86-88
DeAnda, Tony 1995-96
DeAnda, Jose 1996-97-98-99
DeAnda, Luis 2012-14-15
DeBrown, Wallace 1934-35
Deen, Tyler 2020
Deines, Hilmer 1954
DeLeon, Ethan 2024
Denke, Tony 1999-2000-01-02
DiBiase, Mike 1947-48-49-50
Dickinson, Lennard 1971-72-73-74
Dillman, Jeff 1981
Disney, Mike 1967
Dobson, Dennis 1968-69
Dobson, Duane 1966-67-68
Doerr, Howard 1950
Dominguez, Zac 1999
Donahoe, Paul 2006-07-08
Droegemueller, Dave 1987-89-90-91
Dryden, Boo 2022-23
Dudley, TJ 2014-15-16-17
Dunn, Ron 1954
Dwyer, Stephen 2007-08-09-10

E

Eaton, Norris 1933-34
Eckley, Jeremie 1990-92
Ecklund, Harold 1929
Eggers, Eric 1988
Eierman, Mike 1993-94-95
Emerson, Austin 2019-20-21-22-23
Emerson, Jeremy 2002-03-04-05
Enger, Todd 1990-91
Engler, Eric 2015-16-17-18
Erickson, Bob 1967
Erickson, Douglas 1969-70-71

Espinoza, Chad 2004
Etherton, Drew 2012
Evans, Dave 1984

F

Faimon, James 1960-61-62
Faltys, Roger 1972
Farmer, Tanner 2016-17-18
Ferrie, Bill 1984-85-86-87
Finken, David 1977
Finken, Denny 1972-73
Fitzgerald, Patrick 1961
Flasnick, Donald 1935-36-37
Flasnick, Joe 1997
Fletcher, Matt 2001
Flores, Justin 2000
Foust, Cody 2007-08
Fowler, Charles 1925
Fox, Kenneth 1962-63-65
Fraleigh, Stan 1961
Francis, Alan 1983
Freeman, Al 1979-80-81-83
French, Cooper 2024
Frothinger, Tanner 2024

G

Gabel, Billy 1998-99
Gaddis, Albert 1969
Galloway, Skylar 2012-13
Galloway, Tyrell 2015-16
Ganz, Carl 1915
Gaona, Anthony 2019-20-21-22
Garcia, Kevin 1999-2001
Gardner, Rulon 1992-93
Garrett, Dez'monde 2024
Gaylor, Harry 1967-68
George, Joe 1969-70-71-72
George, Ted 1975
George, Timothy 1976
Giese, Darin 1993-95-96-97
Gilliland, Harold 1949-50-51
Girard, Dennis 1973
Glur, Rudy 1978
Goldman, David 1983
Goll, Lawrence 1953-54-55
Gomez, Paul 1998-99-2000
Gonyo, Scott 1994
Graham, Charles 1954
Grande, Ross 2010-11-12-13
Grayson, Patrick 2017-18-19
Green, James 2012-13-14-15
Gubbels, Jared 2011
Gubbels, Kyle 2003-04
Gunther, Fred 1915

H

Haas, Nathan 2021-22
Hacker, Chris 2009-10
Hallgren, John 1964-66
Halstead, Monty 1970-71-72-73
Hankins, Allen 1996-97-98
Hardy, Brock 2021-22-23-24
Harley, Garry 1960
Harnisch, Gary 1972-73-74-75
Harrison, Daniel 1990
Harwood, Marc 2004-05-06
Hasselquist, Keith 1968-69
Hassig, Doug 1975
Haug, James 1969-70-71
Heady, Glenn 1931
Hemann, Michael 1987-89
Henrich, John 2020-21
Hensley, Zak 2018-19-20

Henson, Joe 1999-2000
 Henson, Josh 1999-2000
 Herrera, Paul 1989-90
 High, Jason 2002-03-04
 Hifferman, John 1992
 Hill, Richard 1975
 Hill, Steve 1976-77
 Hill, Trevor 2002-03-04-05
 Hoevert, Dan 1961
 Hoffman, Bill 1974-75-76
 Houser, Bob 1978-81
 Hoyt, Charles 1919-20-21
 Huff, Dale 1965
 Hulbert, Corwin 1932
 Hulbert, Donald 1933
 Hunt, Robert 1930
 Husmann, Ed 1952-53
 Hutmacher, Nash 2024

I

Ihnen, Josh 2010-11-12-13
 Isaacson, Clarence 1923
 Ingalls, David 2003-04-05-06

J

Jackman, Herbert 1941-42
 James, Tim 1998
 Jenkins-Harris, Tahjae 2022
 Jennings, Tony 1973-74-75-76
 Jensen, Collin 2014-15-16-17
 Jensen, David 2017-18-19-20
 Jirousek, Jack 1954
 Johnson, Andy 2008-09-11
 Johnson, Bob 1973-74-75-76
 Johnson, Delos 1938
 Johnson, Jared 1992
 Johnson, Spencer 2012-13-14-15
 Johnston, James 1891-92-93
 Jonas, Frank 2008
 Jones, Douglas 1975
 Jones, Vince 2006-08-09
 Jones Jr., Arthur 1926
 Jordan, Kenny 2008
 Joseph, Adam 2013-14
 Josephson, Erik 1995-96

K

Karpowicz, William 1977
 Karrer, Max 1928
 Kastl, Adam 2000-02
 Kaye-Kuter, Hampton 2024
 Kelber, Jason 1987-89-90-91
 Kelber, Jordan 2019-20-21-22
 Keller, Matt 2004-05
 Kellogg, John 1923-24-26
 Kendall, Dennis 1964
 Kerr, Richard 1965-68
 Kildare, Russell 1971-72
 Kiley, Ridge 2010-11-12-13
 Kimsey, Jim 1980
 Kish, John 1927-29
 Kitzelman, Max 1954
 Klein, Jacob 2003-04-05-06
 Klinginsmith, Michael 2011-12-13
 Klingsheim, David 2010-11
 Knight, James 1937-38-39
 Knippel, William 1970
 Knobloch, Thomas 1975-76
 Knox, Mike 1983
 Koehler, Alan 2024
 Koehn, Tyler 2010-11-12-13
 Koehnke, George 1928
 Koehnlein, Mike 2010-11
 Kokesh, Robert 2012-13-14-15
 Kolb, Caleb 2011-12-13-14
 Koss, Allan 1975

Koster, Jack 1928-30
 Kraft, Jason 1994-95-96-97
 Krugman, Dennis 1972
 Kwiatkowski, Scott 2010

L

Labriola, Michael 2019-20-21-22-23
 LaFleur, William 1957
 Lambert, Tim 2014-15-16-17
 Lance, Christian 2019-20-21-22
 Lane, Edwin 1950-51-52
 Lane, Tucker 2009-10-11-12
 Langdon, Jerry 1966-67-68
 Larson, Raymond 1931-36
 Latora, Andrew 1987-88
 Lawrence, Alan 1982-84
 Lebruska, Larry 1961
 Leitel, Perry 1951-52-53
 Lenker, Rich 1979
 Libal, Gene 1967-68-69
 Licking, Caleb 2018-19-20-21
 Licking, Jacob 2024
 Licking, Joshua 2022-23-24
 Lindland, Matt 1992-93
 Lindskog, Russell 1931
 Lockett, Jason 1992
 Long, Robert 1920-21
 Loos, Dave 1961
 Lotko, II, Dwayne 1970-71-72-73
 Lott, Ken 1958-59
 Lott, Robert 1963-64
 Lott, Roger 1964
 Lovett, Ridge 2020-21-22-23-24
 Luff, Earl 1927-28
 Luff, Marlen 1958
 Luke, William 1937-38-39
 Lukow, Livingston 2009
 Lundy, Albro 1925
 Luth, Thomas 1975
 Lyons, Larry 1970

M

Mackie, David 1951-52-53
 Magaret, Ernest 1930
 Maginnis, Mitchell 2015-16-17-18
 Makaiwi, Kalin 1996
 Malecek, Joe 1986-87-88-90
 Malia, Joey 2000-02-03-04
 Malia, Ty 2001
 Manley, Sonny 1987-88-89-91
 Manning, Ralph 1971-72-73-74
 Manstedt, Mitch 2002-03-05
 Manzella, Thomas 1994
 Marisette, Chris 1982-83-84-86
 Martin, Charles 1963-64
 May, Jon 2005-06-07-08
 Mbah, Kenny 1995
 McBride, Verle 1927
 McCaffrey, Phil 1964
 McClain, Nathan 2003-04
 McCreary, Terry 1997
 McCrystal, Colton 2014-16-17-18
 McCurdy, Martin 1977-78
 McDaniel, Walter 1933
 McDermott, Don 1963
 McIntyre, John 1962
 McKee, Ken 1957-58
 McMillin, Nate 2003
 McTorry, Charles 1997-99-2000-01
 Meier, Tom 1969-70-71
 Meredith, Perry 1933
 Meyer, Daryl 1979-80-81
 Miller, Christian 2019-20
 Mills, Hayden 2024
 Milsap, Lance 1982-83

Mink, George 1978-80
 Minto, Christopher 2024
 Miron, Pat 2000-01-02
 Moisey, Zeke 2019
 Monahan, Daniel 2020-21-22-23
 Monfore, Mike 1985
 Montoya, Eric 2015-16-17
 Mooberry, Alfred 1924
 Morgan, Scott 1981-82
 Morris, Dusty 1996-97-98-99
 Morton, Arnold 1954-55-56
 Moyer, Dominick 2004-05-06-07
 Munn, Wayne 1918
 Munson, Jerry 1969-70
 Munson, Scott 1996-97-98-99
 Murphy, Allen 1969
 Murphy, Sean 2016
 Murray, Matt 2003-04-05
 Myers, John 1986-87
 Myles, Cliff 1973-77

N

Nagel, Shawn 2011-12-13-14
 Nakashima, James 2010-12
 Napier, C.J. 2010
 Nelson, Chad 1993-94-95-96
 Nelson, Chris 1988-90-91-92
 Nelson, Dwayne 1972
 Nelson, Marshall 1955-56
 Neumann, Mark 1980
 Neumann, Tim 1980
 Niblo, Mark 1978
 Nielsen, Gil 1957
 Nissen, Mike 1961-62-63
 Norman, Judd 1979-80-82
 Novotny, Jim 1958

O

O'Callaghan, Bruce 1963
 O'Hara, Kahlan 1981
 Oganisian, Ovanes 1992-93
 Oliver, Chris 2006-07-08
 Oliver, Marshall 1974
 Oliver, Ray 1981-82-83
 Olson, Cody 1985-86-87-89
 Olson, Corey 1990-91-92-93
 Orta, Bob 1969-70-71-72
 Ortegon, Johnathon 2020
 Ousley, Ian 2013-14-15
 Owens, James G. 1955-56

P

Padden, B.J. 2003-04-05-06
 Paige, Bernard 1934-35-36
 Palm, Greg 1979
 Parrish, Jevon 2019-20-21-22
 Pascale, Henry 1915
 Pascoe, Travis 2002-03-04-05
 Passer, Mark 1987
 Patton, Albert 1978
 Payne, Dustin 2010
 Peck, Steve 1979
 Penning, James 1991
 Peska, Brian 2016-17-18-19
 Peters, Dalton 2018-19-20
 Peterson, Ardean 1930-31
 Petri, Daniel 1970-71-73
 Phillips, Jim 1979
 Pickett, Bob 1956
 Pickwell, John 1923
 Pinkerman, Rick 1969-70
 Pinto, Lenny 2022-23-24
 Plambeck, Rob 2007-08
 Plienis, J.R. 1998-99
 Pokorny, Andy 2009

Policky, Gary 1961
 Povondra, Harold 1968-69
 Powell, Jason 2001-02-03-04
 Power, Myron 1921
 Prichard, Thomas 1975
 Pummel, James 2003-04
 Purinton, Collin 2017-18-19-20
 Purler, Tony 1993

R

Radnov, Mike 1987
 Rambour, George 1977-78-79-80
 Raschke, Jim 1960-61-62
 Ravenscroft, Steve 1972-73
 Red, Chad Jr. 2018-19-20-21-22
 Redding, Douglas 1977
 Reed, Floyd 1921-22-23
 Reeder, Jim 1971
 Rees, Vane 1930-31
 Reese, Herbert 1949-50-51
 Reimers, Everett 1928-29
 Reithmeier, Jason 1994-95
 Rempe, Matt 1989
 Renner, Dale 1923
 Reno, Jeremiah 2021
 Renteria, Jason 2018
 Rethmeier, George 1959-60
 Rice, Thomas 2007
 Richards, Gary 1964
 Rimpley, Tim 1975
 Robb, Peyton 2019-20-21-22-23-24
 Roberts, Casey 2006-07
 Robbins, Tommy 1989-91-92-93
 Robertson, Leon 1929-30-31
 Robertson, Scott 2024
 Roehrs, Troy 1988
 Roller, Michael 1995-96
 Rosen, Alan 1956
 Roto, Peter 2008
 Rowe, David 1988
 Rowe, Mike 2007-08
 Ruby, Glen 1910-11-12
 Ruiz, Justin 2002-03
 Ruettiger, John 1978
 Ruettiger, Kyle 2018-19-20
 Ruhnke, Lyndon 1984
 Russel, Robert 1949-50
 Rutherford, Richard 1916

S

Sabo, Jake 1984
 Salazar, Curtis 2008-09
 Salter, George 1919-20
 Sanchez, Gil 1983-84-86-87
 Sanchez, Jim 1987-88-89
 Sanders, Paul 2008-09
 Sanders, Robert 2006-07-08-09
 Scarpello, Joe 1979
 Scherr, Bill 1981-82-83-84
 Scherr, Jim 1981-82-83-84
 Schultz, Eric 2018-19-20-21-22
 Schultz, Ryan 2000-01
 Seemann, George 1939
 Selmon, Billy 1980-82
 Selmon, Johnnie 1981-82
 Serrano, Dominick 2021-22
 Shearer, John 1980-83
 Shearer, Jordan 2017-18-19
 Shino, Aris 2016-17-18-19
 Shirley, Donald 1931-32-34
 Shortsleeve, Mark 1981
 Shufelt, Travis 2002-03-04-05
 Silverstein, Jake 2019-20
 Simic, Adolph 1929-30
 Simmons, Lee 1971-72

Simons, Lorne 1936-37
 Sjomeling, Tucker 2019-20-21-22
 Skinner, Dale 1924-25-26
 Skinner, Morris 1930
 Smith, Brad 1980
 Smith, Caleb 2024
 Smith, Elbert 1931
 Smith, Malcolm 1920
 Smith, Robert 1973
 Smith, Steve 1974
 Smith, Victor 1971
 Snyder, Bryan 1999-2000-01-02
 Snyder, Shane 1987-89
 Somson, Jay 2016-17-18
 Sowell, Jaquon 2017
 Sparano, Michael 1947-48-49-50
 Spaulding, Dusty 2001-02-03-05
 Sportelli, Chad 2004
 Steele, Chris 1996
 Steele, Tony 1973
 Stephens, Joe 1992-94-95
 Stiles, Ethan 2024
 Stith, Carel 1965-66-67
 Stoltenberg, Nic 2021-22-23
 Stone, Julian 1929
 Stratton, Harold 1986
 Street, Randy 1991
 Studebaker, Aaron 2014-15-16-17
 Sueflohn, Jake 2012-13-14-16
 Svoboda, Cade 2018-19-20
 Svoboda, John 2012-13-14-15
 Swanson, Scott 1967

T

Tamai, Jack 1946-48-49
 Taylor, Antrell 2024
 Taylor, William 1984
 Taylor, Zak 2021-22
 Terry, Temoer 1994-95-96-98
 Thebeau, Adam 2022-23-24
 Thomas, Clyde 1922-24
 Thompson, Harold 1959-61-62
 Thompson, Leif 1966
 Thompson, Tolly 1994-95-96-97
 Thompson, Tucker 1988
 Thomsen, Alex 2019-20-21-22-23
 Thon, Ronald 1966-67-68
 Thorpe, Robert 1961
 Tiensvold, James 1968-69
 Tobin, Ryan 1994-95-96-98
 Toman, Joseph 1927-28-29
 Traynor, Mike 1987
 Tremain, Charles 1972
 Troendly, Harry 1919-20
 Troutman, Stanton 1921-22-23
 Trump, Kirby 1978
 Tuning, Joseph 1926
 Turner, Keenan 1985-86-88
 Tyler, Charles 1971

U

Uhlir, Theodore 1924

V

Vacanti, Matt 2009
 Vansickle, Richard 1961-62
 Van Tassel, Brandyn 2021-22-23-24
 Vasha, Agron 1977-78-79
 Velazquez, Frank 1993-94
 Venz, Taylor 2018-19-20-21-22
 Vering, Brad 1998-99-2000-01
 Vering, Russ 1994
 Vining, Court 1976-77-78-80
 Vranich, Michael 1974-75-76-77

W

Walenz, Steve 1963
 Walker, William 1932
 Walton, S. Kent 1958
 Ward, Alex 2008-09-10
 Ware, Justin 1994
 Weber, Irvin 1926-30
 Weber, Luke 2018
 Webster, Fred 1936-38
 Welder, Jeramie 1995-96-97-98
 Wells, Murle 1933-34
 Wertz, Ivan 1921
 White, Derek 2016
 White, Isaiah 2018-19-20
 Whitehead, Rich 1979-80
 Wilbourn, Brandon 2012-13-14-15
 Williams, Brian 1990
 Williams, Dustin 2016-17-18
 Williams, Kris 2017
 Wilson, Austin 2013-14-15-16
 Wilson, Clayton (Bubba) 2020-22-23-24
 Wofford, Levi 2007-08-09-10
 Wolfe, Colton 2019-20-21
 Wright, B.J. 2004-05

Y

Yambor, Bob 1948-49

Z

Zakaras, Jason 2002
 Zartner, Robert 1963
 Zuk, Dennis 1974
 Zutavern, Mat 2000