

# The History of Nebraska Football

Fans celebrated by waving banners of old gold. "The score stood 10 to nothing in the state university's favor and great and loud were the yells that filled the atmosphere," a newspaper account said.

The date was Nov. 27, 1890. The state university was Nebraska, which had just defeated a team representing the Omaha YMCA. The game, composed of a 35-minute first half and a 43-minute second half, was played in Omaha. So began Nebraska's rich football tradition.

It was an abbreviated opening "season." Nebraska's first football team played only one other game, in February of 1891, an 18-0 victory against Doane College in Crete, Neb. Whether or not Dr. Langdon Frothingham, the team's "coach," was still at Nebraska when the team traveled to Crete is unclear. Frothingham, a new faculty member from Harvard, was made the coach primarily because he had brought a football with him. He returned to Boston in 1891, probably before that second game.

Nebraska didn't actually have a football coach until 1893, when Frank Crawford was hired for an amount reported to have been between \$300 and \$500. His salary included room and board. Crawford also played quarterback in at least one game during his brief tenure as coach.

Nebraska's first game against an opponent from outside the state was in 1891, when Iowa won a game played in Omaha, 22-0. The first victory against an out-of-state opponent came in 1892, when George Flippin led Nebraska past Illinois at Lincoln. The score was 6-0.

Flippin was the first African-American athlete at Nebraska and only the fifth black athlete at a predominantly white university. Because of Flippin's presence on the roster, Missouri refused to play a scheduled game with Nebraska at Omaha in 1892. The result was a 1-0 forfeit.

In the early years, Nebraska's football team had several nicknames, including Tree-planters, Rattlesnake Boys, Antelopes, Old Gold Knights (which didn't work well after the school colors were made scarlet and cream around 1900) and Bugeaters. The team was first called Cornhuskers in 1899. Charles "Cy" Sherman, sports editor of the Nebraska State Journal at the time, assigned the nickname.

Sherman, who later gained national prominence as the sports editor of The Lincoln Star, was known as the "father of the Cornhuskers" and was made an honorary member of the Nebraska letterman's club.

Nebraska was an independent football power in the Midwest by then, under Coach Walter C. "Bummy" Booth.

"Nebraska occupies a unique position in western football," a newspaper account in 1903 said. "Too strong to find fearful competitors, the Cornhuskers can almost weep with Alexander the Great because they have no more teams to conquer."

Booth coached Nebraska from 1900 to 1905, with his teams compiling a 46-8-1 record. In 1902, a team featuring Johnny Bender and Charles Borg went undefeated, untied and unscored upon. Booth's teams produced a 24-game winning streak - 27 counting exhibition victories against Lincoln High School. The 24-game winning streak stood as a school record until the 1995 season, when a 62-24 victory against Florida in the Fiesta Bowl game extended

a Cornhusker winning streak to 25. The streak reached 26 before ending at Arizona State in 1996.

Booth, a Princeton graduate, "raised Nebraska from a second-rate team among those of the Missouri Valley to a position where even the leaders of the Conference look upon her as an opponent to be feared," according to the university's student newspaper in 1905.

Booth's coaching success was soon overshadowed when Ewald O. "Jumbo" Stiehm was hired as coach in 1911. Stiehm's teams, the "Stiehm Rollers," were a combined 35-2-3 in five seasons. He remains the winningest football coach by percentage (.913) in school history.

The "Stiehm Rollers" won five Missouri Valley Conference championships and had a school-record 34-game unbeaten streak. In 1914, they were 7-0-1 and argued that they were deserving of a mythical national title. In 1915, they were even better, going 8-0 and again claiming the right to be called national champions. The Cornhuskers were considered to play in the Rose Bowl game after the 1915 season, but the university's athletic board voted to turn down any such invitation.

During Stiehm's tenure as coach, Nebraska produced its first official All-America players - Vic Halligan and Guy Chamberlin, "The Champ." Chamberlin, who came from Blue Springs, Neb., played two years at Nebraska Wesleyan before being enticed to transfer to Nebraska.

Stiehm left NU after the 1915 season because the university turned down his demand that he be paid an annual salary of \$4,250 to serve as football coach and athletic director - he also coached the basketball team. The Cornhuskers quickly overcame his departure and continued to enjoy national respect. After Coach Fred Dawson's first team defeated Pittsburgh (coached by Pop Warner) 10-0 in 1921, an Eastern newspaper described the mighty Cornhuskers as "Mankilling Mastodons."

As with everything else in this country, Cornhusker football felt the profound effects of World War I. But the end of the war ushered in the Roaring '20s, a time not only of prohibition, flappers and Model T Fords but one in which Nebraska and Notre Dame regularly played football against each other. An 11-game series involving the schools began with a 20-19 Cornhusker victory in Lincoln in 1915 and ended with Nebraska's 17-0 victory at Memorial Stadium in 1925.

The Cornhuskers' only loss in 1921 was against the Fighting Irish, 7-0 at Lincoln. NU handed Notre Dame its only defeat in 1922, winning at South Bend, 14-6, and setting the stage for what was probably the greatest drama of Cornhusker football during the Roaring '20s. On Nov. 10, 1923, before what one newspaper called "the greatest crowd ever assembled in the Missouri Valley to witness a football game" at Memorial Stadium, Nebraska defeated Knute Rockne's "wonder team." The score was 14-7, and the Cornhusker star was Ed Weir, a sophomore from Superior, Neb., who would earn All-America recognition in both 1924 and 1925. Weir led the way to a similarly impressive 14-0 victory against Illinois and Red Grange in the 1925 season-opener at Champaign, Ill.

## Milestone Games

1

Nov. 27, 1890  
NU 10  
Omaha YMCA 0  
Omaha, Neb.

100

Oct. 17, 1903  
NU 16  
Haskell 0  
Lincoln, Neb.

200

Oct. 31, 1914  
NU 20  
Iowa St. 7  
Lincoln, Neb.

300

Oct. 15, 1927  
NU 58  
Grinnell 0  
Lincoln, Neb.

400

Oct. 29, 1938  
Missouri 13  
NU 10  
Lincoln, Neb.

On Oct. 13, 1923, Nebraska played its first game in Memorial Stadium, which replaced a field that ran east and west just to the south of Memorial Stadium. The Nebraska Athletic Field had been used since 1909. It could accommodate, at most, approximately 10,000 fans, which wasn't enough, given the growing popularity of Nebraska football. The Cornhuskers defeated Oklahoma 24-0 that day in 1923. It would have been an appropriate way to dedicate the stadium. The problem was, the Cornhuskers' new home wasn't officially dedicated until a week later, with a scoreless tie against Kansas. A newspaper account attributed the tie to a "stadium dedication jinx." A year earlier, Nebraska had spoiled the dedication of a new stadium at Kansas by defeating the Jayhawks 28-0.

Dawson, whose teams won three Missouri Valley Conference titles, was succeeded as coach by E.E. Bearg in 1925. Four years later, D.X. Bible arrived.

Bible, who came from Texas A&M, wasn't Nebraska's first choice to replace Bearg. Nebraska tried to lure Rockne from Notre Dame. He declined and suggested the Cornhuskers approach Bible, who had turned A&M into a Southwest Conference powerhouse.

Bible coached the Cornhuskers from 1929 to 1936. His teams won six Big Six titles and featured a number of All-Americans, among them Ray Richards, Hugh Rhea, Lawrence Ely, George Sauer and Sam Francis. Bible's best team probably was the one in 1933, the year Sauer earned All-America recognition. The Cornhuskers finished 8-1, their only loss coming at Pittsburgh.

After the 1936 season, in which Nebraska ranked No. 9 in the first Associated Press poll, Bible left in the same direction from which he had come, accepting a job at Texas. Bible was quickly replaced by Major Lawrence McEneny "Biff" Jones, who had coached at Army, LSU and Oklahoma.

Cornhusker football was important to the state in the late 1930s. With the Great Depression coming to an end, it gave Nebraskans something in which to take pride. Bowl games may have been taken for granted by Nebraska fans during an NCAA-record 35 consecutive bowl trips from 1969 to 2003. But Nebraska had never been to a postseason bowl when Jones' fourth team accepted an invitation to play in the Rose Bowl game on Jan. 1, 1941.

The celebration that followed the acceptance of the school's first bowl bid lasted 24 hours in Lincoln, according to newspaper reports. University classes were canceled, and students stormed the state capitol, demanding that the governor lead the singing of the school song, "There Is No Place Like Nebraska."

The 1940 team featured All-Americans Warren Alfson and Forrest Behm. Though it lost, 21-13, to a Stanford team that featured quarterback Frankie Albert and the innovative T-formation offense, it retains a special place in Cornhusker history. Hall of Fame Coach Bob Devaney used to joke that he'd been in the state several years before he found out the Cornhuskers had lost the 1941 Rose Bowl game.

Jones left for military service after a 4-5 season in 1941, the first in a string of losing seasons that didn't end until 1950. After Jones' departure, Nebraska had six head coaches in the next eight years. Among the six was A.J. Lewandowski, a four-sport Cornhusker letterman who, at one time, served not only as head football coach but

also head basketball coach, athletic director and athletic department business manager. One of the few bright spots, during an otherwise glum period, was Tom "Train Wreck" Novak, who earned All-America recognition as a senior on a 4-5 team in 1949. Novak's jersey number (60) was the first to be retired by Nebraska.

The 1949 team was the first to be coached by Bill Glassford, who produced three winning seasons in his seven years. Glassford's best team was the one in 1950, which featured Bobby Reynolds, a sophomore from Grand Island, Neb., who rushed for 1,342 yards and scored 157 points. The 1950 Cornhuskers were 6-2-1 and finished second in the Big Seven Conference.

Reynolds was hampered by injuries as a junior and senior and couldn't duplicate the offensive statistics that earned him national recognition and the nickname "Mr. Touchdown" as a sophomore.

Glassford's 1954 team also finished second in the conference and earned a trip to the Orange Bowl because Big Seven champion Oklahoma, in the midst of an NCAA-record 47-game winning streak, wasn't allowed to make a return trip to the bowl under a "no-repeat" rule. Nebraska, which had lost to Coach Bud Wilkinson's Sooners 55-7, didn't fare much better in Miami, losing to Duke 34-7.

Glassford resigned, after considerable controversy and a player revolt, following the 1955 season. Six losing seasons, the last five under Coach Bill Jennings, followed. Jennings was a popular assistant under Pete Elliott, who spent only one season as head coach.

Though Jennings' teams never produced winning records, they had a knack for dramatic upsets, the most notable being a 25-21 Homecoming victory against Oklahoma on Halloween in 1959. The victory ended the Sooners' record of 74 consecutive conference games without defeat. They had won 44 consecutive conference games.

The Cornhuskers opened the 1960 season by defeating fourth-ranked Texas in Austin, 14-13. But such upsets couldn't salvage Jennings' job, and he resigned after a 3-6-1 record in 1961.

Devaney was hired by Athletic Director William H. "Tippy" Dye after a search based on Dye's stated goals of Nebraska's being No. 1 in the nation in football and getting the best football coach in the country, regardless of who he was or where he was. Both goals were achieved.

Jennings was an excellent recruiter, and Devaney inherited talented players when he arrived from Wyoming in 1962. That was apparent from the beginning as Devaney turned the program around immediately. Despite a 47-8-0 record and five bowl appearances in his first five seasons at Nebraska, Devaney had detractors following 6-4 records in 1967 and 1968. The Cornhuskers' recruiting efforts fell off, and some boosters wanted Devaney and his staff fired.

In 1969, the offense was redesigned. The Cornhuskers went to an I-formation with a balanced line, at the suggestion of then-assistant coach Tom Osborne, and recruiting picked up because of the change in offensive philosophy. Nebraska began an NCAA-record streak of nine-win seasons in 1969 (which reached 33 before ending in 2002) and set the stage for back-to-back national championships in 1970 and 1971.

500

Oct. 22, 1949  
Oklahoma 48  
NU 0  
Lincoln, Neb.

600

Oct. 24, 1959  
Missouri 9  
NU 0  
Columbia, Mo.

700

Sept. 20, 1969  
USC 31  
NU 21  
Lincoln, Neb.

800

Oct. 1, 1977  
NU 31  
Indiana 13  
Lincoln, Neb.

900

Oct. 19, 1985  
NU 28  
Missouri 20  
Columbia, Mo.

The Cornhuskers won their final seven games in 1969, including a victory against Georgia in the Sun Bowl, to initiate a 32-game unbeaten streak that didn't end until the first game of the 1972 season, Devaney's last year as head coach. He had planned to retire as coach after the 1971 season but was convinced to stay one more year to try to win an unprecedented third consecutive national title.

The first championship season, in 1970, came on the heels of a 17-12 victory against Louisiana State in the Orange Bowl. Nebraska went into the game ranked No. 3 in the Associated Press poll, but both teams ahead of the Cornhuskers lost that day. There was no such suspense in 1971. Nebraska began the season ranked No. 2 by the Associated Press and moved up to No. 1 after a 34-7 victory in its opener against Oregon. The Cornhuskers remained atop the AP poll all season, as they defeated second-ranked Oklahoma in what was, and still is, called the "Game of the Century" on Thanksgiving Day in Norman, Okla., and wrapped up the title by defeating second-ranked Alabama 38-6 in the Orange Bowl game on New Year's night.

Big Eight Conference teams finished an unprecedented first (Nebraska), second (Oklahoma) and third (Colorado) in the final AP poll for the 1971 season. The Cornhuskers' Larry Jacobson was voted the Outland Trophy winner. The 1971 Nebraska team is widely regarded as being among the best in college football history.

Cornhusker All-Americans became commonplace during Devaney's tenure as coach. Among the 18 who received such recognition were Johnny Rodgers, who won the Heisman Trophy in 1972, and Rich Glover, who won the Outland Trophy and Lombardi Award that same season.

Devaney, who succeeded Dye as athletic director, picked his own successor as coach - Osborne. And the success continued, uninterrupted. Under Osborne, the Cornhuskers won or shared 13 conference championships and won national championships in 1994, 1995 and 1997.

The 1994 season began in late August at the Kickoff Classic and concluded with a dramatic, come-from-behind, 24-17 victory against Miami in the Orange Bowl game to clinch Osborne's first national championship. The season was full of memorable moments, including a much-publicized quarterback situation, with three different quarterbacks starting games during the season. At the start of the year, Tommie Frazier led the Huskers. But he was sidelined in midseason by a blood clot problem in his leg. In Frazier's absence, Brook Berringer became the starter. Berringer had problems of his own, suffering a partially collapsed lung, which led to walk-on Matt Turman taking his turn as the starter. Through it all, a dominating offensive line led by Outland Trophy winner Zach Wiegert, and a punishing defense carried the Cornhuskers and allowed them to claim the school's first national championship in 23 seasons.

In 1995, Nebraska became only the ninth major program to win back-to-back national championships since the Associated Press established its rankings in 1936. The Cornhuskers overwhelmed every opponent, including No. 2 Florida in the Fiesta Bowl game, with an offense that averaged 399.8 rushing yards per game and an aggressive and opportunistic defense.

According to the computer rankings of Jeff Sagarin, published regularly in USA Today, the 1995 Nebraska

team was the best in modern collegiate history (post-1956). The 1971 Cornhuskers were a close second in Sagarin's rankings, and the 1972 team, despite finishing 9-2-1, was 10th.

The 1995 national championship might have been an unprecedented third in a row for Nebraska if Byron Bennett's 45-yard field goal attempt with one second remaining in the 1994 Orange Bowl game had been successful. The kick sailed wide left and heavily favored Florida State escaped with an 18-16 victory against a Cornhusker team that had gone through the regular season undefeated and untied.

A restructured defense, which included Butkus Award-winning outside linebacker Trev Alberts, helped put Nebraska in a position to play for the 1993 season's national championship.

The last time an Osborne-coached team had been in a position to win a national title was in 1983, when the Huskers began the season in the first Kickoff Classic ranked No. 1. After 12 consecutive victories, a missed two-point conversion at the end of the Orange Bowl game against Miami cost Nebraska the national title, 31-30. But Osborne's decision to go for two points, instead of settling for an almost-certain tie, earned him national respect. The 1983 team, nicknamed "The Scoring Explosion," featured a backfield that included the "Triplets" - Turner Gill, Mike Rozier and Irving Fryar.

Rozier set the school record for rushing yards in a season, gaining 2,148 to lead the nation, and was awarded the second Heisman Trophy in Cornhusker history. Offensive guard Dean Steinkuhler became Nebraska's third winner of both the Outland Trophy and Lombardi Award in 1983. Dave Rimington won both awards (the Outland was his second) in 1982, playing for a team that probably was more balanced, overall, than the 1983 team. The 1982 Cornhuskers also finished with a 12-1 record, but their loss came early in the season, 27-24 to Penn State at State College, Pa. That Nebraska team was ranked No. 3 in the final national polls of both major wire services.

Nebraska won three consecutive Big Eight championships from 1981 to 1983 and shared the title with Oklahoma in 1984. The Cornhuskers entered the Big 12 as winners of the last five Big Eight titles and reached the first Big 12 Championship Game in St. Louis. Had they not been upset by Texas, they would have played for yet another national championship in the 1997 Sugar Bowl game.

Nebraska returned to the Big 12 playoff in 1997 and defeated Texas A&M for its first title in the new conference on the way to becoming only the second major college program since national rankings were established by the Associated Press to win three national titles in four seasons. Notre Dame won national championships in 1946, 1947 and 1949.

A 27-14 victory at Washington, which was ranked No. 2 or No. 3 in the nation depending on the poll, certified the Cornhuskers as national championship contenders. A 45-38 overtime victory at Missouri kept their title hopes alive. And a 42-17 victory against No. 3 Tennessee in the Orange Bowl boosted them to the top of the USA Today/ESPN coaches' poll.

The Missouri game was the most memorable. The Cornhuskers trailed 38-31 with 1:02 remaining, no timeouts and a first down at their own 33-yard line. Quarterback

## Milestone Games

1,000

**Nov. 6, 1993**  
**NU 21**  
**Kansas 20**  
**Lawrence, Kan.**

1,100

**Oct. 20, 2001**  
**NU 41**  
**Texas Tech 31**  
**Lincoln, Neb.**

1,200

**Oct. 17, 2009**  
**Texas Tech 31**  
**NU 10**  
**Lincoln, Neb.**

1,300

**Nov. 25, 2016**  
**Iowa 40**  
**Nebraska 10**  
**Iowa City, Iowa**

Scott Frost took them down the field in seven plays, all passes, the last deflected by Shevin Wiggins and caught by Matt Davison.

Davison's cradling of the ball in the end zone, with no time remaining, immediately went down among the greatest plays in Nebraska football history, along with Rodgers' punt return for a touchdown in the 1971 "Game of the Century" and Jerry Tagge's stretch for a touchdown in the fourth quarter of the 1971 Orange Bowl game to give the Cornhuskers their first national championship.

But the 1997 season's most significant event occurred on Dec. 10, when Osborne announced he would step aside after the bowl game, to be replaced by long-time assistant Frank Solich, a three-year Cornhusker letterman as a fullback for Devaney and a co-captain as a senior in 1965.

Osborne was head coach for 25 years, the longest tenure in school history. He was Nebraska's 25th head coach, not counting Frothingham, who was probably the "coach" of the 1890 team in name only. Under Osborne's direction, the program achieved remarkable success, exceeding any in its rich history. The Cornhuskers were 255-49-3 under Osborne, a winning percentage of .836. The 255 victories are the ninth-most all-time among major college football coaches. The winning percentage ranks sixth all-time. His achievements are such that the National Football Foundation waived its three-year waiting period so that he could be inducted into its Hall of Fame in December of 1998.

In Osborne's final five seasons, Nebraska was a combined 60-3.

"I want to make sure when I leave this program I leave it in the best shape I possibly can," Osborne said. "So I'm very anxious that anybody who is thinking about going to the University of Nebraska understands that there probably isn't a whole lot (that's) going to change. One guy's moving out. But in terms of the overall program, in terms of stability, in terms of our ability to get the job done, not much is going to change."

To that end, Osborne, with Athletic Director Bill Byrne's sanction, picked long-time assistant and former Cornhusker fullback Frank Solich as his replacement. Despite being beset by injuries, Solich's first team won nine games in 1998 to claim Nebraska's 30th consecutive bowl trip. His second team went 12-1, avenging its only loss to Texas in the Big 12 Championship Game and defeating Tennessee in the Fiesta Bowl game to finish No. 2 (ESPN/Coaches) and No. 3 (AP) in the national rankings.

The 1999 team may have been Solich's best, even though the 2001 team, led by NU's third Heisman Trophy winner Eric Crouch, played for the BCS national title in the Rose Bowl against a Miami team laden with NFL talent. The trip to Pasadena for the "granddaddy" of all bowl games was Nebraska's first since its first-ever bowl trip, following the 1940 season.

Defining plays in Crouch's Heisman Trophy dash included a 95-yard touchdown run against Missouri and a 63-yard scoring catch in a 20-10 upset of No. 2 Oklahoma.

Solich coached for two more seasons, making dramatic changes on his staff following a 7-7 record in 2002. His 2003 team went 9-3 in the regular season, before adding an Alamo Bowl win.

Despite going 58-19 (.753 winning percentage) in his six seasons at the helm of the Huskers, Solich was removed by first-year Athletic Director Steve Pederson following Nebraska's 31-22 win at Colorado on Nov. 28, 2003.

With Solich's departure, defensive coordinator Bo Pelini took the reins of the NU program for the Huskers' 2003 Alamo Bowl battle against Michigan State. Pelini's defense, which tied a school record by forcing 47 turnovers, including a school-record and nation-leading 32 interceptions and a nation-leading plus-23 turnover margin in 2003, silenced a high-powered Spartan passing attack in a 17-3 Husker victory.

Pelini's first stint as head coach lasted just one game. Pederson hired Bill Callahan, who had led the NFL's Oakland Raiders to Super Bowl XXXVII following the 2002 season.

Callahan was announced as NU's 27th head coach 41 days after Solich's removal. Callahan brought the West Coast Offense to Nebraska, and after a 5-6 record in his first season in 2004, led NU to an 8-4 mark and a 32-28 win over Michigan in the 2005 Alamo Bowl. NU won the Big 12 North Division title under Callahan in 2006, finishing with a 9-5 record after a loss to No. 10 Auburn in the 2007 Cotton Bowl.

The Huskers continued to rewrite NU's passing records with quarterbacks Sam Keller and Joe Ganz, but Nebraska's historically dominant Blackshirt defense struggled in 2007. The Huskers lost six of their final seven games to finish 5-7. Pederson was removed as NU's athletic director in October, and Chancellor Harvey Perlman brought Osborne back as the Huskers' new athletic director. Osborne replaced Callahan, who had led NU to its first two losing seasons in more than 45 years. Just eight days after Callahan was removed and just nine days after NU's season-ending 65-51 loss to Colorado, Pelini and his hard-hitting defensive style returned to Nebraska.

Osborne officially introduced Pelini as NU's head coach on Dec. 2, 2007, a day after Pelini's LSU defense helped the Tigers to the SEC title. Five weeks later, Pelini guided a swarming LSU squad to a win in the BCS National Championship Game.

Nebraska was 9-4 in Pelini's first season in 2008, capped by a Gator Bowl victory over Clemson. Pelini's Huskers, powered by a stifling defense led by Outland, Lombardi, Nagurski and Bednarik award-winning defensive tackle Ndamukong Suh, won the Big 12 North in 2009. Along the way, the Huskers celebrated the NCAA-record 300th consecutive sellout at Memorial Stadium with a 55-0 shutout of Louisiana-Lafayette on Sept. 26, 2009. Nebraska also capped a 10-win season with a 33-0 win over Arizona in the Holiday Bowl. NU added a 10-win season and a Big 12 North title in 2010, after announcing it would be Nebraska's last season in the Big 12.

Nebraska moved to the Big Ten Conference in 2011 and compiled nine or 10 more wins in each of its first four seasons in the league with Pelini as head coach, including a Big Ten Championship Game appearance in 2012.

Following the 2014 regular season, Nebraska Director of Athletics Shawn Eichorst replaced Pelini with Mike Riley, who came to Nebraska after 14 seasons at Oregon State, along with time as a head coach in the National Football

## Milestone Victories

1

Nov. 27, 1890  
NU 10  
Omaha YMCA O  
Lincoln, Neb.

100

Nov. 16, 1907  
NU 63  
Denver O  
Denver, Colo.

200

Oct. 31, 1925  
NU 12  
Oklahoma O  
Lincoln, Neb.

250

Nov. 25, 1933  
NU 7  
Iowa 6  
Lincoln, Neb.

300

Oct. 24, 1942  
NU 7  
Oklahoma O  
Norman, Okla.

League and Canadian Football League.

In Riley's first season, the Huskers closed 2015 by winning three of their final four games, including a 39-38 upset of unbeaten and eventual Big Ten champion Michigan State on Nov. 7. The Huskers ended the season with a Foster Farms Bowl victory over UCLA at Levi's Stadium. With the win, Riley became the first Husker head coach to defeat four bowl teams in his first season.

In 2016, the Huskers were 7-0 to begin the season for the first time since 2001, but NU dropped four of its final six games on the way to a 9-4 record and a trip to the Music City Bowl. Quarterback Tommy Armstrong Jr. capped a spectacular career, as the Cibolo, Texas, native left Nebraska as the career leader in total offense, passing yards, touchdown passes, total touchdowns and quarterback starts.

Nebraska missed a bowl game in 2017 for just the fifth time in 56 seasons, dating back to 1962, Devaney's first year at the helm of the program. First-year Athletic Director Bill Moos relieved Riley of his duties as head coach the day after a season-ending loss to Iowa. Moos officially introduced former Husker national championship-winning quarterback Scott Frost as Nebraska's 31st head coach on Dec. 2, 2017, after Frost led Central Florida to an unbeaten 13-0 season and an American Athletic Conference Championship just two years after suffering an 0-12 campaign prior to Frost's arrival.

In Frost's first season, the Huskers finished with a 4-8 record and a 3-6 campaign in the Big Ten. Despite an 0-6 start, Nebraska closed with four wins in the final six games. True freshman Adrian Martinez started the season opener against Colorado, becoming the first true freshman quarterback to start a season opener in Nebraska history and just the second freshman quarterback - true or redshirt - to start the season opener. Martinez rewrote Nebraska's freshman record book in 2018, and he also left his mark on the Huskers' overall season charts, including averaging a school-record 295.1 yards of total offense per game. Stanley Morgan Jr. led Nebraska with a school-record 1,004 receiving yards in 2018, eclipsing his own school record of 986 receiving yards from his junior season. Morgan capped an outstanding career by becoming Nebraska's all-time leader in receptions (189) and receiving yards (2,747).

Nebraska suffered four defeats by seven or fewer points while finishing 5-7 in 2019. Nebraska rallied for a 42-38 win at Illinois on Sept. 21 to post the program's 900th win.

The next week, the Huskers hosted ESPN's College GameDay for the first time since the 2001 season. Redshirt freshman Cameron Jurgens started all 12 games at center, becoming the first Husker freshman (true or redshirt) to start at center for Nebraska in the modern era.

The 2020 season was a historical one for Nebraska and all of college football. Spring practice was canceled and the season disrupted by the COVID-19 pandemic. The Big Ten originally chose not to play the 2020 season, before reversing course for a conference-only schedule in the fall.

Nebraska opened its season on Oct. 24, the latest start date to a Husker season since 1892. The eight-game schedule concluded on Dec. 18, Nebraska's latest regular season game since 1894. A Dec. 12 home game against Minnesota was also the latest in the history of Memorial Stadium. The Huskers finished with a 3-5 record, once again falling narrowly short of a strong season with three losses by eight or fewer points.

Nebraska returned to a full schedule in 2021, posting a 3-9 record. The Huskers made history by becoming the first team in FBS history to lose as many as nine games by single digits. Despite posting a 1-8 conference record, Nebraska's total points in Big Ten play matched the opposition.

The season also featured the renewal of the rivalry with Oklahoma, with Nebraska losing a hard-fought 23-16 game in Norman. Quarterback Adrian Martinez finished his Nebraska career as the Huskers' all-time leader in total offense, while tight end Austin Allen set position records for single-game receiving yards and single-season receptions and won the Kwalick-Clark Big Ten Tight End of the Year award.

The 2022 season included a mid-year coaching change, as Frost was replaced by fellow former Nebraska quarterback Mickey Joseph after three games. The Huskers finished with a 4-8 record before Athletic Director Trev Alberts named Matt Rhule as Nebraska's head coach for 2023.

Rhule brought a proven track record as a program builder at both Temple and Baylor, along with a stint as the head coach of the NFL's Carolina Panthers. In his first season in Lincoln, the Huskers showed a renewed commitment to defense, along with strong success on the recruiting trail. The Huskers finished with a 5-7 record, including a win over Northwestern in a game that celebrated the 100th anniversary of Memorial Stadium. The Huskers laid the foundation for a resurgence in an expanded 18-team Big Ten Conference in the years to come.

## Consecutive Sellouts

# 1

**Nov. 3, 1962**  
**Missouri 16**  
**Nebraska 7**

# 100

**Sept. 29, 1979**  
**Nebraska 42**  
**Penn State 17**

# 200

**Oct. 29, 1994**  
**Nebraska 24**  
**Colorado 7**

# 300

**Sept. 26, 2009**  
**Nebraska 55**  
**Louisiana 0**

# 400

**Sept. 20, 2024**  
**Nebraska**  
**vs. Illinois**

## Milestone Victories

# 400

**Oct. 23, 1965**  
**NU 38**  
**Colorado 13**  
**Lincoln, Neb.**

# 500

**Oct. 16, 1976**  
**NU 51**  
**Kansas St. 0**  
**Lincoln, Neb.**

# 600

**Oct. 18, 1986**  
**NU 48**  
**Missouri 17**  
**Lincoln, Neb.**

# 700

**Sept. 28, 1996**  
**NU 65**  
**Colorado St. 9**  
**Lincoln, Neb.**

# 800

**Oct. 14, 2006**  
**NU 21**  
**Kansas St. 3**  
**Manhattan, Kan.**

# 900

**Sept. 21, 2019**  
**NU 42**  
**Illinois 38**  
**Champaign, Ill.**

## Nebraska Through the Years

| Year | W-L-T  | Pct.  | Score  | Coach            | Highlights  |
|------|--------|-------|--------|------------------|---|
| 1890 | 2-0-0  | 1.000 | 28-0   | None             | Undeclared, unscored upon   |
| 1891 | 2-2-0  | .500  | 72-40  | None             | Coach Lyman assisted team   |
| 1892 | 2-2-1  | .500  | 21-40  | None             | Omaha J.S. Williams aided   |
| 1893 | 3-2-1  | .583  | 77-76  | Frank Crawford   |   |
| 1894 | 6-2-0  | .750  | 136-48 | Frank Crawford   |   |
| 1895 | 6-3-0  | .667  | 138-62 | Charles Thomas   |   |
| 1896 | 6-3-1  | .650  | 102-64 | E.N. Robinson    |   |
| 1897 | 5-1-0  | .833  | 84-15  | E.N. Robinson    |   |
| 1898 | 8-3-0  | .727  | 270-78 | Fielding H. Yost |   |
| 1899 | 1-7-1  | .167  | 49-164 | A.E. Branch      |   |
| 1900 | 6-1-1  | .813  | 112-20 | Walter C. Booth  |   |
| 1901 | 6-2-0  | .750  | 149-52 | Walter C. Booth  |   |
| 1902 | 9-0-0  | 1.000 | 159-0  | Walter C. Booth  | Undeclared, unscored upon   |
| 1903 | 10-0-0 | 1.000 | 268-11 | Walter C. Booth  | Undeclared  |
| 1904 | 7-3-0  | .700  | 293-52 | Walter C. Booth  | Colorado ends 24-game win streak  |
| 1905 | 8-2-0  | .800  | 296-83 | Walter C. Booth  |   |
| 1906 | 6-4-0  | .600  | 164-73 | Amos Foster      |   |
| 1907 | 8-2-0  | .800  | 323-69 | W.C. Cole        | M.V.C. co-champion  |
| 1908 | 7-2-1  | .750  | 165-93 | W.C. Cole        |   |
| 1909 | 3-3-2  | .500  | 69-53  | W.C. Cole        |   |
| 1910 | 7-1-0  | .875  | 260-36 | W.C. Cole        | M.V.C. champion   |
| 1911 | 5-1-2  | .750  | 281-33 | E.O. Stiehm      | M.V.C. co-champion  |
| 1912 | 7-1-0  | .875  | 240-37 | E.O. Stiehm      | M.V.C. co-champion  |
| 1913 | 8-0-0  | 1.000 | 138-28 | E.O. Stiehm      | Undeclared, M.V.C. co-champion  |
| 1914 | 7-0-1  | .938  | 174-28 | E.O. Stiehm      | Undeclared, M.V.C. champion; 21 straight games without defeat; Halligan, All-American   |
| 1915 | 8-0-0  | 1.000 | 282-39 | E.O. Stiehm      | Undeclared, M.V.C. champion; 29 straight games without defeat; Chamberlin, All-American |
| 1916 | 6-2-0  | .750  | 145-51 | E.J. Stewart     | M.V.C. champion; Kansas ended unbeaten streak at 34 games                               |
| 1917 | 5-2-0  | .714  | 228-33 | E.J. Stewart     | M.V.C. champion   |
| 1918 | 2-3-1  | .417  | 53-55  | W.G. Kline       |   |
| 1919 | 3-3-2  | .500  | 56-60  | Henry F. Schulte |   |
| 1920 | 5-3-1  | .611  | 151-84 | Henry F. Schulte |   |
| 1921 | 7-1-0  | .875  | 283-17 | Fred T. Dawson   | M.V.C. champion   |
| 1922 | 7-1-0  | .875  | 276-28 | Fred T. Dawson   | M.V.C. champion   |
| 1923 | 4-2-2  | .625  | 112-71 | Fred T. Dawson   | M.V.C. champion; Memorial Stadium opened  |
| 1924 | 5-3-0  | .625  | 120-77 | Fred T. Dawson   | Weir, All-American  |
| 1925 | 4-2-2  | .625  | 69-27  | E.E. Bearg       | Weir, All-American  |
| 1926 | 6-2-0  | .750  | 123-46 | E.E. Bearg       | Stiner, All-American  |
| 1927 | 6-2-0  | .750  | 211-59 | E.E. Bearg       |   |
| 1928 | 7-1-1  | .833  | 144-31 | E.E. Bearg       | Big 6 champion; McMullen, All-American  |
| 1929 | 4-1-3  | .688  | 93-62  | D.X. Bible       | Big 6 champs; Richards All-American   |
| 1930 | 4-3-2  | .556  | 119-61 | D.X. Bible       | Rhea, All-American  |
| 1931 | 8-2-0  | .800  | 136-82 | D.X. Bible       | Big 6 champion  |
| 1932 | 7-1-1  | .833  | 105-52 | D.X. Bible       | Big 6 champion; Ely, All-American   |
| 1933 | 8-1-0  | .889  | 138-19 | D.X. Bible       | Big 6 champion; Sauer, All-American   |
| 1934 | 6-3-0  | .667  | 106-89 | D.X. Bible       |   |
| 1935 | 6-2-1  | .722  | 138-71 | D.X. Bible       | Big 6 champion  |
| 1936 | 7-2-0  | .778  | 185-49 | D.X. Bible       | Big 6 champion; Francis, All-American   |
| 1937 | 6-1-2  | .778  | 99-42  | L. McC. Jones    | Big 6 champion; Brock, All-American   |
| 1938 | 3-5-1  | .389  | 68-84  | L. McC. Jones    | Brock, All-American   |
| 1939 | 7-1-1  | .833  | 115-70 | L. McC. Jones    |   |
| 1940 | 8-2-0  | .800  | 183-75 | L. McC. Jones    | Big 6 champion; Rose Bowl; Alfson, Behm, All-Americans                                  |

|      |        |       |         |                  |   |
|------|--------|-------|---------|------------------|---|
| 1941 | 4-5-0  | .444  | 93-81   | L. McC. Jones    |   |
| 1942 | 3-7-0  | .300  | 55-158  | Glenn Presnell   |   |
| 1943 | 2-6-0  | .250  | 79-261  | A.J. Lewandowski |   |
| 1944 | 2-6-0  | .250  | 83-210  | A.J. Lewandowski |   |
| 1945 | 4-5-0  | .444  | 145-200 | George Clark     |   |
| 1946 | 3-6-0  | .333  | 126-161 | Bernie Masterson |   |
| 1947 | 2-7-0  | .222  | 73-191  | Bernie Masterson |   |
| 1948 | 2-8-0  | .200  | 137-273 | George Clark     |   |
| 1949 | 4-5-0  | .444  | 124-172 | Bill Glassford   | Novak, All-American   |
| 1950 | 6-2-1  | .722  | 267-217 | Bill Glassford   | Reynolds, All-American  |
| 1951 | 2-8-0  | .200  | 116-253 | Bill Glassford   |   |
| 1952 | 5-4-1  | .550  | 173-123 | Bill Glassford   | Minnick, All-American   |
| 1953 | 3-6-1  | .350  | 119-184 | Bill Glassford   |   |
| 1954 | 6-5-0  | .545  | 233-202 | Bill Glassford   | Orange Bowl   |
| 1955 | 5-5-0  | .500  | 127-176 | Bill Glassford   |   |
| 1956 | 4-6-0  | .400  | 125-206 | Pete Elliott     |   |
| 1957 | 1-9-0  | .100  | 67-243  | Bill Jennings    |   |
| 1958 | 3-7-0  | .300  | 71-235  | Bill Jennings    |   |
| 1959 | 4-6-0  | .400  | 108-160 | Bill Jennings    | Ended Oklahoma's 74-game conference unbeaten streak   |
| 1960 | 4-6-0  | .400  | 95-164  | Bill Jennings    |   |
| 1961 | 3-6-1  | .350  | 119-135 | Bill Jennings    |   |
| 1962 | 9-2-0  | .818  | 293-161 | Bob Devaney      | Gotham Bowl   |
| 1963 | 10-1-0 | .909  | 273-114 | Bob Devaney      | Big 8 champion; Orange Bowl champion; Brown, All-American   |
| 1964 | 9-2-0  | .818  | 256-85  | Bob Devaney      | Big 8 champion; Cotton Bowl; Kramer, All-American   |
| 1965 | 10-1-0 | .909  | 349-129 | Bob Devaney      | Orange Bowl; Big 8 champion; Jeter, White, Barnes, All-Americans; undefeated regular season   |
| 1966 | 9-2-0  | .818  | 223-118 | Bob Devaney      | Big 8 champion; Meylan, Wachholtz, Allers, All-Americans; Sugar Bowl  |
| 1967 | 6-4-0  | .600  | 127-83  | Bob Devaney      | Meylan, All-American  |
| 1968 | 6-4-0  | .600  | 155-161 | Bob Devaney      | Armstrong, All-American   |
| 1969 | 9-2-0  | .818  | 254-119 | Bob Devaney      | Big 8 co-champ; Sun Bowl champ  |
| 1970 | 11-0-1 | .958  | 426-189 | Bob Devaney      | National champion; Big 8 champion; Orange Bowl champion; Murtaugh, Newton, All-Americans  |
| 1971 | 13-0-0 | 1.000 | 507-104 | Bob Devaney      | National champion; Big 8 champion; Orange Bowl champion; Jacobson, Outland Trophy; Glover, Harper, Jacobson, Rodgers, Tagge, Kinney, All-Americans;                                     |
| 1972 | 9-2-1  | .792  | 501-97  | Bob Devaney      | Big 8 champion; Orange Bowl champion; Rodgers, Heisman Trophy; Glover, Outland, Lombardi Trophies; Glover, Rodgers, Harper, White, All-Americans; unbeaten streak snapped at 32 by UCLA |
| 1973 | 9-2-1  | .792  | 306-163 | Tom Osborne      | Cotton Bowl champion; Dutton, White, All-Americans  |
| 1974 | 9-3-0  | .750  | 373-132 | Tom Osborne      | Sugar Bowl champion; Humm, Crenshaw, Bonness, All-Americans   |
| 1975 | 10-2-0 | .833  | 367-137 | Tom Osborne      | Big 8 co-champion; Fiesta Bowl; Bonness, Martin, Monds, All-Americans   |
| 1976 | 9-3-1  | .731  | 416-181 | Tom Osborne      | Astro-Bluebonnet Bowl champion; Ferragamo, Butterfield, Fultz, All-Americans  |
| 1977 | 9-3-0  | .750  | 315-200 | Tom Osborne      | Liberty Bowl champion; Davis, All-American  |
| 1978 | 9-3-0  | .750  | 444-216 | Tom Osborne      | Big 8 co-champion; Orange Bowl; Clark, Andrews, All-Americans   |
| 1979 | 10-2-0 | .833  | 380-131 | Tom Osborne      | Cotton Bowl; Miller, All-American   |
| 1980 | 10-2-0 | .833  | 470-110 | Tom Osborne      | Sun Bowl champion; Nelson, Schleusener, Redwine, All-Americans  |
| 1981 | 9-3-0  | .750  | 364-125 | Tom Osborne      | Big 8 champion; Orange Bowl; Rimington, Outland Trophy; Rimington, Jimmy Williams, All-Americans  |

|      |        |       |         |               |  |
|------|--------|-------|---------|---------------|--|
| 1982 | 12-1-0 | .923  | 514-167 | Tom Osborne   | Big 8 champion; Orange Bowl champion; Rimington, Outland, Lombardi Trophies; Rimington, Rozier, All-Americans  |
| 1983 | 12-1-0 | .923  | 654-217 | Tom Osborne   | Big 8 champion; Orange Bowl; Rozier, Heisman, Maxwell Trophies; Steinkuhler, Outland, Lombardi Trophies; Osborne, Football News Coach-of-the-Year; Fryar, Rozier, Steinkuhler, All-Americans |
| 1984 | 10-2-0 | .833  | 387-115 | Tom Osborne   | Big 8 co-champion; Sugar Bowl champion; Clark, Griminger, Traynowicz, All-Americans  |
| 1985 | 9-3-0  | .750  | 421-163 | Tom Osborne   | Fiesta Bowl; Skow, Lewis, All-Americans  |
| 1986 | 10-2-0 | .833  | 446-165 | Tom Osborne   | Sugar Bowl champion; Noonan, All-American  |
| 1987 | 10-2-0 | .833  | 451-164 | Tom Osborne   | Fiesta Bowl; McCormick, N. Smith, Taylor, Thomas, All-Americans  |
| 1988 | 11-2-0 | .846  | 477-205 | Tom Osborne   | Big 8 champion; Orange Bowl; Thomas, Young, All-Americans  |
| 1989 | 10-2-0 | .833  | 509-215 | Tom Osborne   | Fiesta Bowl; Glaser, Young, All-Americans  |
| 1990 | 9-3-0  | .750  | 434-192 | Tom Osborne   | Florida Citrus Bowl; Walker, All-American  |
| 1991 | 9-2-1  | .792  | 454-230 | Tom Osborne   | Big 8 co-champion; Orange Bowl   |
| 1992 | 9-3-0  | .750  | 441-199 | Tom Osborne   | Big 8 champion; Orange Bowl; Shields, Outland Trophy; Shields, Hill, All-Americans   |
| 1993 | 11-1-0 | .917  | 437-194 | Tom Osborne   | Big 8 champion; undefeated regular season; Orange Bowl, national championship game; Alberts, Butkus, All-American, NCAA Top Six Award  |
| 1994 | 13-0-0 | 1.000 | 459-162 | Tom Osborne   | National champion; Big 8 champion; Orange Bowl champion; Wiegert, Outland Trophy; Wiegert, Stewart, Stai, All-Americans; Zatechka, NCAA Top Eight Award                                      |
| 1995 | 12-0-0 | 1.000 | 638-174 | Tom Osborne   | National champion; Big 8 champion; Fiesta Bowl champion; Frazier, Johnny Unitas Award; Frazier, Graham, Tomich, All-Americans; Graham, NCAA Top Eight Award                                  |
| 1996 | 11-2   | .846  | 553-174 | Tom Osborne   | Big 12 North champion; Orange Bowl champion; Tomich, Wistrom, Taylor, All-Americans  |
| 1997 | 13-0   | 1.000 | 607-214 | Tom Osborne   | National champion; Big 12 champion; Orange Bowl champion; Wistrom, Lombardi Trophy; Taylor, Outland Trophy; Wistrom, Taylor, Peter, All-Americans; Wistrom, NCAA Top Eight Award             |
| 1998 | 9-4    | .692  | 403-206 | Frank Solich  | Holiday Bowl; Texas ended 47-game home winning streak  |
| 1999 | 12-1   | .923  | 442-171 | Frank Solich  | Big 12 champion; Fiesta Bowl champion; R. Brown, M. Brown, All-Americans   |
| 2000 | 10-2   | .833  | 522-230 | Frank Solich  | Alamo Bowl champion; Raiola, Polk, Hochstein, All-Americans  |
| 2001 | 11-2   | .846  | 463-226 | Frank Solich  | Big 12 North co-champion; Rose Bowl-BCS national title game; Crouch, Heisman, Walter Camp, O'Brien Trophies; Craver, Crouch, Fonoti, All-Americans   |
| 2002 | 7-7    | .500  | 383-335 | Frank Solich  | Independence Bowl; 40 straight winning seasons, 33-year 9-win streaks end; Groce, All-American   |
| 2003 | 10-3   | .769  | 322-188 | Frank Solich  | Alamo Bowl champion; J. Bullocks, Larson, All-Americans  |
| 2004 | 5-6    | .455  | 275-298 | Bill Callahan | Barrett Ruud career tackle leader  |
| 2005 | 8-4    | .667  | 296-252 | Bill Callahan | Alamo Bowl champion  |
| 2006 | 9-5    | .643  | 428-256 | Bill Callahan | Big 12 North champion; Cotton Bowl   |
| 2007 | 5-7    | .417  | 401-455 | Bill Callahan | 15 passing records; Joe Ganz single season passing and total offense leader  |
| 2008 | 9-4    | .692  | 460-371 | Bo Pelini     | Big 12 North co-champion; Gator Bowl champion  |

|               |                   |             |                      |                               |   |
|---------------|-------------------|-------------|----------------------|-------------------------------|---|
| 2009          | 10-4              | .714        | 352-146              | Bo Pelini                     | Big 12 North champion; Holiday Bowl champion; Suh, Outland, Lombardi, Nagurski, Bednarik trophies, Heisman finalist; Suh All-American |
| 2010          | 10-4              | .714        | 432-243              | Bo Pelini                     | Big 12 North champion; Amukamara, Henery All-Americans; Lavonte David single-season tackle leader                                     |
| 2011          | 9-4               | .692        | 379-304              | Bo Pelini                     | Capital One Bowl; First season in Big Ten Conference; David All-American  |
| 2012          | 10-4              | .714        | 487-386              | Bo Pelini                     | Big Ten Legends champion; Capital One Bowl; Martinez season total offense record  |
| 2013          | 9-4               | .692        | 415-323              | Bo Pelini                     | Gator Bowl champion   |
| 2014          | 9-4               | .692        | 491-343              | Bo Pelini                     | Holiday Bowl; Abdullah career record holder for all-purpose yards   |
| 2015          | 6-7               | .462        | 427-362              | Mike Riley                    | Foster Farms Bowl champion  |
| 2016          | 9-4               | .692        | 345-311              | Mike Riley                    | Music City Bowl; Armstrong Jr. career record holder for total offense   |
| 2017          | 4-8               | .333        | 309-437              | Mike Riley                    | Morgan Jr. season receiving yards record  |
| 2018          | 4-8               | .333        | 360-375              | Scott Frost                   | Morgan Jr. set career receiving yards record with 2,747 yards   |
| 2019          | 5-7               | .417        | 336-333              | Scott Frost                   |   |
| 2020          | 3-5               | .375        | 185-235              | Scott Frost                   | Conference only season due to COVID-19 pandemic   |
| 2021          | 3-9               | .250        | 335-272              | Scott Frost                   | Martinez sets career total offense record   |
| 2022          | 4-8               | .333        | 271-331              | Scott Frost/<br>Mickey Joseph | Palmer season receiving yards record  |
| 2023          | 5-7               | .417        | 216-219              | Matt Rhule                    |   |
| <b>Totals</b> | <b>917-424-40</b> | <b>.678</b> | <b>34,422-19,735</b> |                               | <b>46 conference, 5 national titles</b>   |

## All-Time Nebraska Football Head Coach Records

(By Winning Percentage)

| <b>Coach, Seasons (Years)</b>       | <b>Games</b> | <b>W-L-T</b> | <b>Percentage</b> |
|-------------------------------------|--------------|--------------|-------------------|
| E.O. Stiehm, 1911-15 (5)            | 40           | 35-2-3       | .913              |
| W.C. Booth, 1900-05 (6)             | 55           | 46-8-1       | .845              |
| Tom Osborne, 1973-97 (25)           | 307          | 255-49-3     | .836              |
| Bob Devaney, 1962-72 (11)           | 123          | 101-20-2     | .829              |
| Frank Solich, 1998-2003 (6)         | 77           | 58-19-0      | .753              |
| Fred Dawson, 1921-24 (4)            | 32           | 23-7-2       | .750              |
| D.X. Bible, 1929-36 (8)             | 72           | 50-15-7      | .743              |
| E.E. Bearg, 1925-28 (4)             | 33           | 23-7-3       | .742              |
| W.C. Cole, 1907-10 (4)              | 36           | 25-8-3       | .736              |
| E.J. Stewart, 1916-17 (2)           | 15           | 11-4-0       | .733              |
| Fielding Yost, 1898 (1)             | 11           | 8-3-0        | .727              |
| E.N. Robinson, 1896-97 (2)          | 16           | 11-4-1       | .719              |
| Bo Pelini, 2003*, 2008-14 (7)       | 94           | 67-27-0      | .713              |
| Frank Crawford, 1893-94 (2)         | 14           | 9-4-1        | .679              |
| Charles Thomas, 1895 (1)            | 9            | 6-3-0        | .667              |
| L. McC. "Biff" Jones, 1937-41 (5)   | 46           | 28-14-4      | .652              |
| Amos Foster, 1906 (1)               | 10           | 6-4-0        | .600              |
| Henry F. Schulte, 1919-20 (2)       | 17           | 8-6-3        | .559              |
| Bill Callahan, 2004-07 (4)          | 49           | 27-22-0      | .551              |
| Mike Riley, 2015-17 (3)             | 38           | 19-19-0      | .500              |
| Bill Glassford, 1949-55 (7)         | 69           | 31-35-3      | .471              |
| W.G. Kline, 1918 (1)                | 6            | 2-3-1        | .471              |
| <b>Matt Rhule, 2023-present (1)</b> | <b>12</b>    | <b>5-7</b>   | <b>.417</b>       |
| Pete Elliott, 1956 (1)              | 10           | 4-6-0        | .400              |
| Scott Frost, 2018-2022              | 47           | 16-31-0      | .341              |
| Mickey Joseph, 2022***              | 9            | 3-6          | .333              |
| George Clark, 1945, 1948 (2)        | 19           | 6-13-0       | .316              |
| Bill Jennings, 1957-61 (5)          | 50           | 15-34-1      | .310              |
| Glenn Presnell, 1942 (1)            | 10           | 3-7-0        | .300              |
| Bernie Masterson, 1946-47 (2)       | 18           | 5-13-0       | .278              |
| Adolph Lewandowski, 1943-44         | 16           | 4-12-0       | .250              |
| A.E. Branch, 1899 (1)               | 9            | 1-7-1        | .167              |
| Barney Cotton, 2014**               | 1            | 0-1-0        | .000              |

\*-Interim Head Coach for 2003 Alamo Bowl

\*\*-Interim Head Coach for 2014 Holiday Bowl

\*\*\*- Interim Head Coach following first three games of 2022

## All-Time Nebraska Football Assistant Coaches

Adam, Jerry, 1944  
 Albin, Tim, 2003  
 Amen, Paul, 1938-41  
 Andros, Dee, 1956  
 Applewhite, Bryan, 2022  
 Armstrong, Charles, 1939-42, 1944  
 Austin, Greg, 2018-21  
 Banker, Mark, 2015-16  
 Barnes, Nelson, 1997-2002  
**Barthel, E.J., 2023-present**  
 Beck, Tim, 2008-14  
 Beckton, Sean, 2018-22  
 Black, Charley, 1926-30  
 Blake, John, 2004-06  
 Blazine, A.A., 1947-48  
 Bohl, Craig, 1995-2002  
 Booker, Scott, 2017  
 Braley, Jack, 1960-61  
 Bray, Trent, 2015-17  
**Bringuel, Josh, 2024-present**  
**Brown, Ron, 1987-2003, 2008-14, 2024-present**  
 Browne, W. Harold, 1930-40  
 Busch, Bill, 2004-07, 2022  
**Butler, John, 2024-present**  
 Cabell, Jake, 1979  
 Cavanaugh, Mike, 2015-17  
 Chinander, Erik, 2018-22  
**Coeling, Aaron, 2024-present**  
 Cooper, Evan, 2023  
 Corgan, Mike, 1962-82  
 Cosgrove, Kevin, 2004-07  
 Cotton, Barney, 2003, 2008-14  
 Darlington, George, 1973-2002  
 Davis, Bob, 1949-55  
 Davis, Reggie, 2015-17  
 Dawson, Mike, 2018; 2020-22  
 Day, Bill, 1928-31  
 DeAngelis, James, 1949  
 Dewitt, Jovan, 2018-19  
**DiMichele, Adam, 2024-present**  
 Diaco, Bob, 2017  
 Downing, Scott, 2003-05  
 Duval, Rick, 1973-74  
**Dvoracek, Rob, 2023-present**  
 Ekeler, Mike, 2008-10  
 Elliott, Bob, 2017  
 Elmassian, Phil, 2004-07  
 Els, Ross, 2011-14  
 Faris, Robert, 1952-54  
 Faulkinberry, Russ, 1959  
 Fife, Ralph, 1950-52  
 Fischer, Cletus, 1959-85  
 Fischer, Pat, 1979  
 Fisher, Rich, 2011-14  
 Fisher, Travis, 2018-22  
**Foley, Ed, 2023-present**  
 Franklin, Marvin, 1949-51  
 Garrison, John, 2011-14  
 Gill, Turner, 1992-2004  
 Gilmore, Ted, 2005-10  
 Gillespie, Dave, 1998-2002  
 Gordy, John, 1958  
 Hanscom, H.H., 1948-53  
 Held, Ryan, 2018-21  
 Holm, Elmer, 1942  
 Huey, Gene, 1977-86  
 Hughes, Hank, 2015  
 Ingalls, D. Robert, 1945  
 Ingles, Guy, 1976-78  
 Jamrog, Jeff, 2000-03  
 Janetos, Peter, 1949-52  
 Jennings, Bill, 1956  
 Johnson, John, 1945, 1947  
 Jones, Gomer, 1946  
 Jordan, Randy, 2004-07  
 Joseph, Mickey, 2022  
 Joseph, Terry, 2012-13  
 Kaczinski, Rick, 2012-14  
 Kathol, Gerald, 1946  
 Kelly, George, 1960-68  
 Kiffin, Monte, 1967-76  
 Klein, L.F., 1945-58  
**Knighon, Terrance, 2023-present**  
 Kovach, John, 1955  
 Landry, Jack, 1957  
 Langsdorf, Danny, 2015-17  
 Lehman, R.G., 1928-31  
 Lewandowski, A.J., 1937-42  
 Lubick, Matt, 2020-21  
 Lyman, Roy, 1936-41  
**Martin, Josh, 2023-present**  
 McBride, Charlie, 1977-99  
**McGarry, Kevin, 2024-present**  
**McGuire, Garret, 2023-present**  
 Mehring, Neal, 1950-51  
 Mehring, Robert, 1938  
 Meier, Franklin, 1935  
 Melton, John, 1962-88  
**Melvin, Rashaan, 2024-present**  
 Miller, H.H., 1948  
 Milligan, Walter, 1953-55  
 Mills, Robert, 1939  
 Monroe, Dick, 1957-61  
 Moore, Jerry, 1973-78  
**Moze, Jamar, 2024-present**  
 Myles, Bill, 1972-76  
 Norvell, Jay, 2004-06  
 Nyden, Ed, 1955  
 Oakes, B.F., 1926-30  
 Osborne, Tom, 1964-72  
 Papuchis, John, 2008-14  
 Parrella, John, 2016-17  
 Pearce, LeRoy, 1958-61  
 Pelini, Bo, 2003  
 Pelini, Carl, 2008-11  
 Pettibone, Jerry, 1980-81  
 Petz, Harold, 1936, 1938-40  
 Pfeiff, William, 1939, 1942  
 Pierce, Jack, 1979-91  
**Potenza, Jack, 2024-present**  
 Powers, Warren, 1969-76  
 Presnell, Glenn, 1938-41, 1946  
 Prochaska, Ray, 1947-48, 1950-54  
**Raiola, Donovan, 2023-present**  
 Raymond, Corey, 2011  
 Read, Bruce, 2015-16  
 Rhodes, John, 1928  
 Ross, Jim, 1962-76  
 Rudolph, Joe, 2007  
 Russell, Dougal, 1947-48  
 Ruud, Barrett, 2018-22  
 Samuel, Tony, 1986-96  
 Sanders, Marvin, 2003, 2008-10  
**Satterfield, Marcus, 2023-present**  
 Scarbrough, Don, 1956-61  
 Scherer, Leo, 1928  
 Schmakel, Warren, 1957-59  
 Schulte, Henry F., 1932-37  
 Schultz, Leonard, 1945  
 Selmer, Carl, 1962-72  
 Solich, Frank, 1979-97  
 Sprague, Arthur, 1943-44  
 Stauber, Gene, 1956  
 Steele, Kevin, 1989-94  
 Stewart, Brian, 2015-16  
 Strasheim, Don, 1954-58  
 Strong, David, 1945  
 Tenopir, Milt, 1974-2002  
**Thomas, Glenn, 2024-present**  
 Thornton, Bill, 1970-71  
 Thornton, Bob, 1981-85  
 Tuioti, Tony, 2019-21  
 Van Zandt, Lance, 1977-80  
 Verduzco, Mario, 2018-21  
 Wagner, Dennis, 2004-07  
 Walden, Jim, 1971-72  
 Walters, Troy, 2018-19  
 Warren, Charlton, 2014  
 Watson, Shawn, 2006-10  
 Weir, Ed, 1929-37, 1943  
 Whipple, Mark, 2022  
**White, Tony, 2023-present**  
 Williams, Jimmy, 2003  
 Williams, John, 1936  
 Williams, Donte', 2017  
 Williams, Keith, 2015-17  
**Williams, Keith, 2024-present**  
 Wyatt, Buddy, 2007  
 Young, Dan, 1983-2002

# Nebraska's Year-by-Year Final Rankings

## AP

|      |       |
|------|-------|
| 1936 | 9th   |
| 1937 | 11th  |
| 1938 | NR    |
| 1939 | 18th  |
| 1940 | 7th   |
| 1941 | NR    |
| 1942 | NR    |
| 1943 | NR    |
| 1944 | NR    |
| 1945 | NR    |
| 1946 | NR    |
| 1947 | NR    |
| 1948 | NR    |
| 1949 | NR    |
| 1950 | 17th  |
| 1951 | NR    |
| 1952 | NR    |
| 1953 | NR    |
| 1954 | NR    |
| 1955 | NR    |
| 1956 | NR    |
| 1957 | NR    |
| 1958 | NR    |
| 1959 | NR    |
| 1960 | NR    |
| 1961 | NR    |
| 1962 | NR    |
| 1963 | 6th   |
| 1964 | 6th   |
| 1965 | 5th   |
| 1966 | 6th   |
| 1967 | NR    |
| 1968 | NR    |
| 1969 | *11th |
| 1970 | 1st   |
| 1971 | 1st   |
| 1972 | 4th   |
| 1973 | 7th   |
| 1974 | 9th   |
| 1975 | 9th   |
| 1976 | 9th   |
| 1977 | 12th  |
| 1978 | 8th   |
| 1979 | 9th   |
| 1980 | 7th   |
| 1981 | 11th  |
| 1982 | 3rd   |
| 1983 | 2nd   |
| 1984 | 4th   |
| 1985 | 11th  |
| 1986 | 5th   |
| 1987 | 6th   |
| 1988 | 10th  |
| 1989 | 11th  |
| 1990 | 24th  |
| 1991 | 15th  |
| 1992 | 14th  |
| 1993 | 3rd   |
| 1994 | 1st   |
| 1995 | 1st   |

|      |      |
|------|------|
| 1996 | 6th  |
| 1997 | 2nd  |
| 1998 | 19th |
| 1999 | 3rd  |
| 2000 | 8th  |
| 2001 | 8th  |
| 2002 | NR   |
| 2003 | 19th |
| 2004 | NR   |
| 2005 | 24th |
| 2006 | NR   |
| 2007 | NR   |
| 2008 | NR   |
| 2009 | 14th |
| 2010 | 20th |
| 2011 | 24th |
| 2012 | 25th |
| 2013 | NR   |
| 2014 | NR   |
| 2015 | NR   |
| 2016 | NR   |
| 2017 | NR   |
| 2018 | NR   |
| 2019 | NR   |
| 2020 | NR   |
| 2021 | NR   |
| 2022 | NR   |
| 2023 | NR   |

*\*Start of 33 straight years Nebraska was ranked in the final AP poll until 2002.*

## UPI (Coaches)

|      |      |
|------|------|
| 1950 | NR   |
| 1951 | NR   |
| 1952 | NR   |
| 1953 | NR   |
| 1954 | NR   |
| 1955 | NR   |
| 1956 | NR   |
| 1957 | NR   |
| 1958 | NR   |
| 1959 | NR   |
| 1960 | NR   |
| 1961 | NR   |
| 1962 | NR   |
| 1963 | 5th  |
| 1964 | 6th  |
| 1965 | 3rd  |
| 1966 | 7th  |
| 1967 | NR   |
| 1968 | NR   |
| 1969 | 12th |
| 1970 | 3rd  |
| 1971 | 1st  |
| 1972 | 9th  |
| 1973 | 11th |
| 1974 | 7th  |
| 1975 | 9th  |
| 1976 | 7th  |
| 1977 | 10th |
| 1978 | 8th  |

|      |      |
|------|------|
| 1979 | 7th  |
| 1980 | 7th  |
| 1981 | 9th  |
| 1982 | 3rd  |
| 1983 | 2nd  |
| 1984 | 3rd  |
| 1985 | 10th |
| 1986 | 4th  |
| 1987 | 6th  |
| 1988 | 10th |
| 1989 | 12th |
| 1990 | 17th |

## USA Today/ CNN (Coaches)

|      |      |
|------|------|
| 1991 | 16th |
| 1992 | 14th |
| 1993 | 3rd  |
| 1994 | 1st  |
| 1995 | 1st  |
| 1996 | 6th  |

## USA Today/ ESPN (Coaches)

|      |      |
|------|------|
| 1997 | 1st  |
| 1998 | 20th |
| 1999 | 2nd  |
| 2000 | 7th  |
| 2001 | 7th  |
| 2002 | NR   |
| 2003 | 18th |
| 2004 | NR   |
| 2005 | 24th |
| 2006 | NR   |
| 2007 | NR   |
| 2008 | NR   |
| 2009 | 14th |
| 2010 | 19th |
| 2011 | 24th |
| 2012 | 23rd |
| 2013 | 25th |
| 2014 | NR   |
| 2015 | NR   |
| 2016 | NR   |
| 2017 | NR   |
| 2018 | NR   |
| 2019 | NR   |
| 2020 | NR   |
| 2021 | NR   |
| 2022 | NR   |
| 2023 | NR   |

# Nebraska's Heisman Trophy History

## Mike Rozier I-Back (1983)

The greatest runningback in Nebraska history, Mike Rozier ran away with the 1983 Heisman Trophy. After finishing 10th in Heisman voting as a junior, Rozier brought home the award as a senior by setting a school record with 2,148 yards on 275 carries and a school-record 29 touchdowns.

Rozier averaged 179 yards per game, while tying an NCAA record by reeling off 11 straight 100-yard performances, including a career-best 285 yards on 31 carries against Kansas on Nov. 12, 1983. Rozier's effort against the Jayhawks was one of seven 200-yard games in his career.

Rozier helped the Huskers to the national title game in the 1984 Orange Bowl, losing to Miami, 31-30. Despite scoring 49 regular-season rushing touchdowns in his career, Rozier never ran for a score in three Nebraska bowl games. However, he did throw a 25-yard pass to Anthony Steels in the Huskers' 22-15 loss to national champion Clemson in the 1982 Orange Bowl. Rozier also hauled in an 11-yard touchdown reception from Turner Gill in NU's 21-20 win over LSU in the 1983 Orange Bowl.

The No. 1 pick of the USFL's Pittsburgh Maulers in the 1984 draft, Rozier was also the No. 1 pick of the Houston Oilers in the supplemental phase of the 1984 NFL Draft.

He was voted into the College Football Hall of Fame in 2006.

## Johnny Rodgers Wingback (1972)

Johnny "The Jet" Rodgers helped the Huskers win the first two national titles in school history in 1970 and 1971, before becoming Nebraska's first Heisman winner in 1972.

Rodgers owns Nebraska records for receptions (143) and receiving yardage (2,479) to go along with his 26 career touchdown catches.

A two-time All-American as a wingback, Rodgers was one of the top punt returners in college football history, racing to 1,515 career punt return yards and seven regular-season touchdowns. He added 847 yards and one score as a kickoff returner, and 745 career rushing yards with 11 touchdowns.

After winning his Heisman Trophy, Rodgers put his all-around game on display in a 40-6 win over Notre Dame in the 1973 Orange Bowl. Rodgers had a hand in all five of Nebraska's touchdowns against the Fighting Irish, rushing for three touchdowns, while adding one touchdown reception. He pitched in a 52-yard pass to Frosty Anderson for another score.

Rodgers was inducted into the College Football Hall of Fame in 2000.

## Eric Crouch Quarterback (2001)

Eric Crouch became Nebraska's third Heisman Trophy winner by earning a spot as one of the greatest rushing quarterbacks in college football history.

Nebraska's career total-offense leader from 2001 until Taylor Martinez surpassed the mark in 2012, Crouch's 7,915 yards included an NU career quarterback rushing record 3,434 yards in his four years as a starter. The first player in school history to lead the team in total offense four straight years, Crouch also passed for 4,481 yards to rank sixth in NU history.

As a senior, Crouch struck for a then-school record 2,625 total-offense yards, with 1,115 yards rushing and 1,510 yards passing, leading NU to the national title game in the 2002 Rose Bowl.

Crouch became just the third quarterback in NCAA history to rush for 3,000 yards and pass for 4,000 yards in his career. He also eclipsed the NCAA record for rushing touchdowns by a quarterback with 59, shattering fellow Heisman winner Mike Rozier's previous school record of 49 rushing touchdowns.

Crouch finished his career 35-7 as a starter, accounting for 88 total-offense touchdowns. In a win over California as a sophomore in 1999, Crouch tied an NCAA record by throwing for a touchdown, rushing for a touchdown and catching a touchdown pass in the same game.

He was voted into the College Football Hall of Fame in 2020.

## Top-10 Heisman Finishes

Sam Francis, Fullback, 1936--2nd  
Bobby Reynolds, Halfback, 1950--5th  
Wayne Meylan, Middle Guard, 1967--9th  
Jerry Tagge, Quarterback, 1971--7th  
Johnny Rodgers, Wingback, 1972--1st  
Rich Glover, Middle Guard, 1972--3rd  
Dave Humm, Quarterback, 1974--5th  
Jarvis Redwine, I-Back, 1980--8th  
Dave Rimington, Center, 1982--5th  
Mike Rozier, I-Back, 1982--10th/1983--1st  
Turner Gill, Quarterback, 1983--4th  
Lawrence Phillips, I-Back, 1994--8th  
Zach Wiegert, Offensive Tackle, 1994--9th  
Tommie Frazier, Quarterback, 1995--2nd  
Eric Crouch, Quarterback, 2001--1st  
Ndamukong Suh, Defensive Tackle, 2009--4th

## Heisman vs. Huskers

**1935—Jay Berwanger, HB**  
Nebraska 28, Chicago 7  
Statistics Not Available  
**1941—Bruce Smith, HB**  
Minnesota 9, Nebraska 0  
Rushing: 7-35-0  
**1947—John Lujack, QB**  
Notre Dame 31, Nebraska 0  
Passing: 2-of-6, 38 yds., 1 INT  
**1952—Billy Vessels, HB**  
Oklahoma 34, Nebraska 13  
Rushing: 20-96-3  
Receiving: 2-28-0  
**1955—Howard Cassidy, HB**  
Ohio State 28, Nebraska 20  
Rushing: 21-170-3  
**1961—Ernie Davis, HB**  
Syracuse 28, Nebraska 6  
Rushing: 22-120-0  
Receiving: 1-10-0  
**1969—Steve Owens, HB**  
Nebraska 44, Oklahoma 14  
Rushing: 21-71-0  
Receiving: 1-9-0  
**1978—Billy Sims, HB**  
Nebraska 17, Oklahoma 14  
Rushing: 25-153-2  
1979 Orange Bowl  
Oklahoma 31, Nebraska 24  
Rushing: 25-132-2  
**1988—Barry Sanders, HB**  
Nebraska 63, Oklahoma State 42  
Rushing: 35-189-4  
Receiving: 1-(-)4  
Punt Return: 1-0-0  
Kickoff Returns: 5-73-0  
**1993—Charlie Ward, QB**  
1994 Orange Bowl  
Florida State 18, Nebraska 16  
Rushing: 8-(-)3  
Passing: 24-of-43, 286 yds., 0 TD  
**1994—Rashan Salaam, IB**  
Nebraska 24, Colorado 7  
Rushing: 22-134-1  
Receiving: 2-24-0  
**1998—Ricky Williams, RB**  
Texas 20, Nebraska 16  
Rushing: 37-150-1  
Receiving: 1-0-0  
**2008—Sam Bradford, QB**  
Oklahoma 62, Nebraska 28  
Rushing: 2-14  
Passing: 19-of-27, 311 yards, 5 TD, 1 INT

## Nebraska's Major Award Winners

### Lombardi Award (5)

(Nation's top collegiate lineman)

1972--Rich Glover, MG, Nebraska\*  
 1982--Dave Rimington, C, Nebraska\*  
 1983--Dean Steinkuhler, OG, Nebraska\*  
 1997--Grant Wistrom, RE, Nebraska  
 2009--Ndamukong Suh, DT\*

### Other Husker Lombardi Finalists

1971--Rich Glover, DT  
 1971--Larry Jacobson, DT  
 1988--Broderick Thomas, DE  
 1994--Zach Wiegert, OT  
 1996--Jared Tomich, RE  
 2000--Dominic Raiola, C

*\*honoree swept both the Outland Trophy and Lombardi Award for that year.*

### Outland Trophy (9)

(Nation's top collegiate interior lineman)

1971--Larry Jacobson, DT, Nebraska  
 1972--Rich Glover, MG, Nebraska\*  
 1981--Dave Rimington, C, Nebraska  
 1982--Dave Rimington, C, Nebraska\*  
 1983--Dean Steinkuhler, OG, Nebraska\*  
 1992--Will Shields, OG, Nebraska  
 1994--Zach Wiegert, OT, Nebraska  
 1997--Aaron Taylor, OG, Nebraska  
 2009--Ndamukong Suh, DT, Nebraska\*

### Other Husker Outland Finalists

1997--Jason Peter, DT  
 2000--Dominic Raiola, C  
 2001--Toniui Fonoti, OG

### Maxwell Award (1)

(Nation's outstanding collegiate player)

1983--Mike Rozier, IB, Nebraska

### Walter Camp Award (3)

(Nation's outstanding collegiate player)

1972--Johnny Rodgers, WB, Nebraska  
 1983--Mike Rozier, IB, Nebraska  
 2001--Eric Crouch, QB, Nebraska

### Johnny Unitas Golden Arm Award (1)

(Nation's top senior quarterback)

1995--Tommie Frazier, Nebraska

### Davey O'Brien Award (1)

(Nation's top quarterback)

2001--Eric Crouch, Nebraska

### Butkus Award (1)

(Nation's top collegiate linebacker)

1993--Trev Alberts, Nebraska

### Other Husker Butkus Finalists

1988--Broderick Thomas, 2nd  
 1994--Ed Stewart, 3rd  
 2011--Lavonte David, 5th

### Rimington Trophy (1)

(Nation's top collegiate center)

2000--Dominic Raiola, Nebraska

### Nagurski Trophy (1)

(Nation's best defensive player)

2009--Ndamukong Suh, DT, Nebraska

### Bednarik Award (1)

(College football's defensive player of the year)

2009--Ndamukong Suh, DT, Nebraska

## Huskers in the College Football Hall of Fame

### Nebraska Players (20)

Ed Weir, T (1923-25), Inducted 1951  
 George Sauer, FB (1931-33), Inducted 1954  
 Guy Chamberlin, E (1913-15), Inducted in 1962  
 Clarence Swanson, E (1918-21), Inducted in 1973  
 Sam Francis, FB (1934-36), Inducted in 1977  
 Bobby Reynolds, HB (1950-52), Inducted in 1984  
 Forrest Behm, T (1938-40), Inducted in 1988  
 Wayne Meylan, MG (1965-67), Inducted in 1991  
 Bob Brown, G (1962-63), Inducted in 1993  
 Rich Glover, MG (1970-72), Inducted in 1995  
 Dave Rimington, C (1979-82), Inducted in 1997  
 Johnny Rodgers, WB (1969-72), Inducted 2000  
 Mike Rozier, IB (1981-83), Inducted in 2006  
 Grant Wistrom, RE (1994-97), Inducted in 2009  
 Will Shields, OG (1989-92), Inducted in 2011  
 Tommie Frazier, QB (1992-95), Inducted 2013  
 Trev Alberts, OLB (1990-93), Inducted in 2015  
 Aaron Taylor, OG/C (1994-97), Inducted 2018  
 Eric Crouch, QB (1998-2001), Inducted 2020  
 Zach Wiegert, OT (1991-94), Inducted 2022

### Nebraska Coaches (7)

Fielding Yost (1898), Inducted in 1951  
 Dana X. Bible (1929-36), Inducted in 1951  
 Lawrence McCeney "Biff" Jones (1937-41), Inducted in 1954  
 Edward N. "Robbie" Robinson (1896-97), Inducted in 1955  
 Bob Devaney (1962-72), Inducted in 1981  
 Tom Osborne (1973-97), Inducted in 1999  
 Frank Solich (1998-03), Inducted in 2024

## All-Century Team

Nebraska's run of success in the 1990s capped a century of conference and national championships, award-winning players and Hall of Fame coaches in the Husker football program.

Hundreds of great players called Lincoln home in the 20th century, making the selection of a Husker All-Century team a difficult task. Nebraska fans did their best to identify the best of the best from the 1999 football season through April of 2000. The team was chosen through an online poll at Huskers.com and nearly 10,000 Husker fans took part in the process.

The team is dominated by players from the Huskers' five national championship squads. Linebacker Tom Novak, Nebraska's only four-time all-conference selection, was the lone player chosen who played before the Bob Devaney era. The overall top vote getter was Johnny Rodgers, who received a total of 14,467 votes at two positions (receiver and kick returner). The 1972 Heisman Trophy winner is joined by a star-studded offensive unit that features I-backs Mike Rozier and Roger Craig, fullbacks Joel Makovicka and Tom Rathman, wingback Irving Fryar and tight end Junior Miller. The offense is guided by quarterback Tommie Frazier, who led the Huskers to back-to-back national championships in 1994 and 1995. Frazier won the Johnny Unitas Award as the nation's top quarterback as a senior and had a career record of 33-3 as Nebraska's starting QB. The offensive line features five Outland Trophy winners, including two-time recipient Dave Rimington. Fellow Outland winners Will Shields, Aaron Taylor, Zach Wiegert and Dean Steinkuhler, along with All-American Bob Newton, join Rimington on the offensive front. Wiegert was the top vote-getter on offense, with nearly 8,000 votes.

The defense is led by a talent-laden front line, all of whom were first-round NFL Draft picks. Defensive tackles Jason Peter and Neil Smith and middle guard Rich Glover comprise the interior of the all-time Husker defense while pass rushing specialists Grant Wistrom, Trev Alberts and Broderick Thomas man the outside positions of the defensive line. A pair of run-stoppers join Novak on the linebacker corps, as Marc Munford and Ed Stewart were selected by Husker fans. Munford led Nebraska in tackles for three consecutive seasons (1984-86), while Stewart was a finalist for the Butkus Award in 1994. The secondary is made up of players from the 1990s, including 1999 All-Americans Mike Brown and Ralph Brown, the top vote getters at safety and cornerback, respectively. The duo is joined by cornerback Michael Booker and rover Mike Minter, a pair of defensive standouts on Nebraska's 1994 and 1995 national title teams. Wistrom was the top vote getter among defensive players with almost 7,000 votes cast.

Kris Brown was chosen as the starting kicker after he set the school record with 388 points from 1995 to 1998. Jesse Kosch earned the nod as NU's top punter, and the final member of the team is kick returner Tyrone Hughes.

### Offense

QB-Tommie Frazier (1992-95)  
 IB-Mike Rozier (1981-83)  
 IB-Roger Craig (1979-82)  
 FB-Tom Rathman (1983-85)  
 FB-Joel Makovicka (1995-98)  
 WR-Irving Fryar (1981-83)  
 WR-Johnny Rodgers (1970-72)  
 TE-Junior Miller (1977-79)  
 OT-Bob Newton (1969-70)  
 OG-Will Shields (1989-92)  
 C-Dave Rimington (1979-82)  
 OG/C-Aaron Taylor (1994-97)  
 OG-Dean Steinkuhler (1981-83)  
 OT-Zach Wiegert (1991-94)

### Defense

DE-Grant Wistrom (1994-97)  
 DT-Jason Peter (1994-97)  
 NT-Rich Glover (1970-72)  
 DT-Neil Smith (1985-87)  
 DE/OLB-Trev Alberts (1990-93)  
 DE/OLB-Broderick Thomas (1985-88)  
 LB-Marc Munford (1984-86)  
 LB-Ed Stewart (1991-94)  
 LB-Tom Novak (1946-49)  
 CB-Michael Booker (1994-96)  
 CB-Ralph Brown (1996-99)  
 S-Mike Brown (1996-99)  
 S-Mike Minter (1993-96)

### Special Teams

PK-Kris Brown (1995-98)  
 P-Jesse Kosch (1994-97)  
 KR-Tyrone Hughes (1989-92)  
 PR-Johnny Rodgers (1970-72)

### Top Vote Getters (Votes):

Offense-Zach Wiegert (7,951)  
 Defense-Grant Wistrom (6,990)  
 Special Teams-Kris Brown (7,938)  
 Overall-Johnny Rodgers (14,467)  
 (7,109 - Returns and 7,358 - WR)

## Novak & Brown Honored with Retired Numbers

Following the 1949 season, the N Club voted to retire jersey No. 60 in honor of Tom "Train Wreck" Novak's stellar career with the Cornhuskers. Novak, the first Nebraska player to earn this honor, had been a four-time All-Big Seven choice and a 1949 All-American.

For 55 years, Novak was the only NU player to have the distinction of a retired number. In 2004, that finally changed as College and Pro Football Hall of Famer Bob Brown's No. 64 joined Novak's hallowed No. 60 among the permanently retired numbers at Nebraska. Brown, whose jersey retirement ceremony occurred during NU's game with Colorado in 2004, became the 16th player in Husker history to have his jersey retired.


All major national award winners at Nebraska automatically have their jerseys retired, but their numbers will still be available to active Huskers. In 2017, Nebraska also retired the jerseys of eight members of the College Football Hall of Fame who had not previously had their jerseys retired.

Nebraska's group of 25 players with retired jerseys certainly ranks among the most in the nation. Huskers who have earned the distinction of jersey retirement include three Heisman Trophy winners (Johnny Rodgers, Mike Rozier, Eric Crouch), eight Outland Trophy winners with nine awards (Larry Jacobson, Rich Glover, Dave Rimington (2), Dean Steinkuhler, Will Shields, Zach Wiegert, Aaron Taylor, Ndamukong Suh), five Lombardi Award winners (Rich Glover, Dave Rimington, Dean Steinkuhler, Grant Wistrom, Ndamukong Suh), one Johnny Unitas Golden Arm Award winner (Tommie Frazier), one Davey O'Brien Award winner (Eric Crouch), one Butkus Award winner (Trev Alberts), one Rimington Trophy winner (Dominic Raiola), one Chuck Bednarik Award winner (Ndamukong Suh) and one Bronko Nagurski Trophy winner (Ndamukong Suh).

## History of Retired Jerseys (25)

| Year | Jersey  | Player           | Major Awards/Honors                         |
|------|---------|------------------|---|
| 1949 | No. 60* | Tom Novak        | Only Four-Time All-Conference               |
| 1972 | No. 20  | Johnny Rodgers   | 1972 Heisman/Walter Camp                    |
| 1972 | No. 79  | Rich Glover      | 1972 Outland/Lombardi                       |
| 1982 | No. 50  | Dave Rimington   | 1981, 1982 Outland<br>1982 Lombardi         |
| 1983 | No. 30  | Mike Rozier      | 1983 Heisman/Maxwell/Walter Camp            |
| 1983 | No. 71  | Dean Steinkuhler | 1983 Outland/Lombardi                       |
| 1994 | No. 75  | Larry Jacobson   | 1971 Outland                                |
| 1994 | No. 75  | Will Shields     | 1992 Outland                                |
| 1994 | No. 34  | Trev Alberts     | 1993 Butkus                                 |
| 1995 | No. 72  | Zach Wiegert     | 1994 Outland                                |
| 1996 | No. 15  | Tommie Frazier   | 1995 Johnny Unitas                          |
| 1998 | No. 67  | Aaron Taylor     | 1997 Outland                                |
| 1998 | No. 98  | Grant Wistrom    | 1997 Lombardi                               |
| 2002 | No. 54  | Dominic Raiola   | 2000 Rimington                              |
| 2002 | No. 7   | Eric Crouch      | 2001 Heisman/Walter Camp/O'Brien            |
| 2004 | No. 64* | Bob Brown        | College and Pro Football Hall of Fame       |
| 2010 | No. 93  | Ndamukong Suh    | 2009 Outland/Lombardi/AP POY                |
| 2017 | NA      | Guy Chamberlin   | 1962 College Football Hall of Fame Inductee |
| 2017 | No. 1   | Clarence Swanson | 1973 College Football Hall of Fame Inductee |
| 2017 | No. 35  | Ed Weir          | Nebraska's first two-time All-American      |
| 2017 | No. 25  | George Sauer     | 1954 College Football Hall of Fame Inductee |
| 2017 | No. 38  | Sam Francis      | 1936 Heisman Runner-up                      |
| 2017 | No. 33  | Forrest Behm     | 1988 College Football Hall of Fame Inductee |
| 2017 | No. 12  | Bobby Reynolds   | 1984 College Football Hall of Fame Inductee |
| 2017 | No. 66  | Wayne Meylan     | 1966 and 1967 Big Eight Player of the Year  |

\*Jersey number is permanently retired at Nebraska



## Clarence Swanson

End | 1919-21  
Wakefield, Neb.

- » 1921 All-American
- » 1973 College Football Hall of Fame

1



## Eric Crouch

Quarterback | 1998-2001  
Omaha, Neb.

- » 2001 Heisman Trophy
- » 2001 Walter Camp Player of the Year
- » 2001 Davey O'Brien Quarterback Award
- » 2020 College Football Hall of Fame

7

### Passing

| Year          | Att.       | Comp.      | Pct.        | Int.      | Yds.         | TD        |
|---------------|------------|------------|-------------|-----------|--------------|-----------|
| 1998          | 101        | 49         | .485        | 4         | 601          | 4         |
| 1999          | 160        | 83         | .419        | 4         | 1,269        | 7         |
| 2000          | 156        | 75         | .481        | 7         | 1,101        | 11        |
| 2001          | 189        | 105        | .556        | 10        | 1,510        | 7         |
| <b>Totals</b> | <b>606</b> | <b>312</b> | <b>.515</b> | <b>25</b> | <b>4,481</b> | <b>29</b> |

### Rushing

|               |            |              |            | Total Offense |              |              |                |
|---------------|------------|--------------|------------|---------------|--------------|--------------|----------------|
| Year          | Att.       | Net          | Avg.       | TDs           | Att.         | Yds.         | TD Y/G         |
| 1998          | 96         | 459          | 4.8        | 4             | 197          | 1,060        | 91 32.5        |
| 1999          | 180        | 889          | 4.9        | 16            | 340          | 2,158        | 23 79.8        |
| 2000          | 169        | 971          | 5.7        | 20            | 325          | 2,072        | 31 88.4        |
| 2001          | 203        | 1,115        | 5.5        | 18            | 392          | 2,625        | 25 18.8        |
| <b>Totals</b> | <b>648</b> | <b>3,434</b> | <b>5.3</b> | <b>59</b>     | <b>1,254</b> | <b>7,915</b> | <b>88 84.1</b> |



## Bobby Reynolds

Halfback | 1950-52  
Grand Island, Neb.

- » 1950 First-Team All-American
- » 1984 College Football Hall of Fame

12



## Tommie Frazier

Quarterback | 1992-95  
Bradenton, Fla.

- » 1995 Johnny Unitas Golden Arm Award
- » 2013 College Football Hall of Fame


15

### Passing

| Year          | Att.       | Comp.      | Pct.        | Int.      | Yds.         | TD        |
|---------------|------------|------------|-------------|-----------|--------------|-----------|
| 1992          | 100        | 44         | .440        | 1         | 727          | 10        |
| 1993          | 162        | 77         | .475        | 4         | 1,159        | 12        |
| 1994          | 44         | 19         | .432        | 2         | 273          | 4         |
| 1995          | 163        | 92         | .564        | 4         | 1,362        | 17        |
| <b>Totals</b> | <b>469</b> | <b>232</b> | <b>.495</b> | <b>11</b> | <b>3,521</b> | <b>43</b> |

### Rushing

|               |            |              |            | Total Offense |            |              |                |
|---------------|------------|--------------|------------|---------------|------------|--------------|----------------|
| Year          | Att.       | Net          | Avg.       | TDs           | Att.       | Yds.         | TD Y/G         |
| 1992          | 86         | 399          | 4.6        | 7             | 186        | 1,126        | 17 25.1        |
| 1993          | 126        | 704          | 5.6        | 9             | 288        | 1,863        | 21 69.4        |
| 1994          | 33         | 248          | 7.5        | 6             | 77         | 521          | 10 30.3        |
| 1995          | 97         | 604          | 6.2        | 14            | 260        | 1,966        | 31 78.7        |
| <b>Totals</b> | <b>342</b> | <b>1,955</b> | <b>5.7</b> | <b>36</b>     | <b>811</b> | <b>5,476</b> | <b>79 56.5</b> |



## Johnny Rodgers

Wingback | 1970-72  
Omaha, Neb.

- » 1972 Heisman Trophy
- » 1972 Walter Camp Player of the Year
- » 2000 College Football Hall of Fame

20

### Punt Returns

|               |           |              |             | Kick Returns |           |            |               |
|---------------|-----------|--------------|-------------|--------------|-----------|------------|---------------|
| Year          | PR        | Yds.         | Avg.        | TDs          | KOR       | Yds.       | Avg. TDs      |
| 1970          | 26        | 349          | 13.4        | 2            | 17        | 359        | 21.1 0        |
| 1971          | 33        | 548          | 16.6        | 3            | 10        | 304        | 30.4 1        |
| 1972          | 39        | 618          | 15.8        | 2            | 8         | 184        | 23.0 0        |
| <b>Totals</b> | <b>98</b> | <b>1,515</b> | <b>15.5</b> | <b>7</b>     | <b>35</b> | <b>847</b> | <b>24.2 1</b> |

### Rushing

|               |            |            |            | Receiving |            |              |                |
|---------------|------------|------------|------------|-----------|------------|--------------|----------------|
| Year          | Att.       | Net        | Avg.       | TDs       | Rec.       | Yds.         | Avg. TDs       |
| 1970          | 36         | 219        | 6.1        | 2         | 35         | 665          | 19.0 7         |
| 1971          | 36         | 259        | 7.2        | 2         | 53         | 872          | 16.5 11        |
| 1972          | 58         | 267        | 4.6        | 7         | 55         | 942          | 17.1 7         |
| <b>Totals</b> | <b>130</b> | <b>745</b> | <b>5.7</b> | <b>11</b> | <b>143</b> | <b>2,479</b> | <b>17.3 25</b> |



## George Sauer

Fullback | 1931-33  
Lincoln, Neb.

- » 1933 First-Team All-American
- » 1954 College Football Hall of Fame

25



## Mike Rozier

I-Back | 1981-83  
Camden, N.J.

- » 1983 Heisman Trophy
- » 1983 Maxwell Award
- » 1983 Walter Camp Player of the Year
- » 2006 College Football Hall of Fame


30

### Rushing

|               |            |              |            | Receiving |           |            |               |
|---------------|------------|--------------|------------|-----------|-----------|------------|---------------|
| Year          | Att.       | Net          | Avg.       | TDs       | Rec.      | Yds.       | Avg. TDs      |
| 1981          | 151        | 943          | 6.2        | 5         | 4         | 64         | 16.0 0        |
| 1982          | 242        | 1,689        | 7.0        | 15        | 6         | 46         | 7.7 2         |
| 1983          | 275        | 2,148        | 7.8        | 29        | 10        | 106        | 10.6 0        |
| <b>Totals</b> | <b>668</b> | <b>4,780</b> | <b>7.2</b> | <b>49</b> | <b>20</b> | <b>216</b> | <b>10.8 2</b> |

### Kick Returns

|               |           |            |             | All-Purpose |            |              | Scoring       |            |
|---------------|-----------|------------|-------------|-------------|------------|--------------|---------------|------------|
| Year          | PR        | Yds.       | Avg.        | TDs         | No.        | Yds.         | Avg. TD       | TP         |
| 1981          | 5         | 162        | 32.4        | 1           | 160        | 1,169        | 7.3 6         | 36         |
| 1982          | 4         | 55         | 13.8        | 0           | 252        | 1,790        | 7.1 17        | 102        |
| 1983          | 11        | 232        | 21.1        | 0           | 296        | 2,486        | 8.4 29        | 174        |
| <b>Totals</b> | <b>20</b> | <b>449</b> | <b>22.5</b> | <b>1</b>    | <b>708</b> | <b>5,445</b> | <b>7.7 52</b> | <b>312</b> |



## Forrest Behm

Tackle | 1938-40  
Lincoln, Neb.

- » 1940 First-Team All-American
- » 1988 College Football Hall of Fame

33




**Trev Alberts**  
Outside Linebacker | 1990-93  
Cedar Falls, Iowa  
» 1993 Butkus Award  
» 2015 College Football Hall of Fame

34


#### Defense

| Year   | (-----Tackles-----) |     |     |     |        | Fum.     |     |    |     |    | QB   |    |
|--------|---------------------|-----|-----|-----|--------|----------|-----|----|-----|----|------|----|
|        | G/S                 | UT  | AT  | TT  | TFL    | Sacks    | C-R | BK | PBU | PI | Hry. |    |
| 1990   | 10/0                | 10  | 16  | 26  | 4-33   | 4-33     | 0-1 | 0  | 0   | 0  | 0    | 20 |
| 1991   | 11/0                | 21  | 32  | 53  | 9-60   | 7-50     | 1-3 | 0  | 1   | 0  | 12   |    |
| 1992   | 11/11               | 27  | 46  | 73  | 11-50  | 3.5-25   | 1-1 | 1  | 4   | 0  | 17   |    |
| 1993   | 11/11               | 47  | 49  | 96  | 21-99  | 15-88    | 3-0 | 0  | 1   | 0  | 38   |    |
| Totals | 43/22               | 105 | 143 | 248 | 45-242 | 29.5-196 | 5-5 | 1  | 6   | 0  | 69   |    |



**Bob Brown**  
Offensive Guard | 1961-63  
Cleveland, Ohio  
» 1 of 2 NU permanently retired jerseys  
» 2004 Pro Football Hall of Fame  
» 1993 College Football Hall of Fame

64



**Wayne Meylan**  
Middle Guard | 1965-67  
Bay City, Mich.  
» 1966 & 1967 All-American  
» 1966 & 1967 Big Eight Player of the Year  
» 1991 College Football Hall of Fame

66


#### Defense

| Year   | (-----Tackles-----) |     |     |  | Fum. |    |     |    |  |
|--------|---------------------|-----|-----|--|------|----|-----|----|--|
|        | UT                  | AT  | TT  |  | R    | BK | PBU | PI |  |
| 1965   | 21                  | 24  | 45  |  | 1    | 0  | 0   | 0  |  |
| 1966   | 38                  | 36  | 74  |  | 1    | 0  | 2   | 0  |  |
| 1967   | 59                  | 60  | 119 |  | 0    | 0  | 0   | 0  |  |
| Totals | 118                 | 120 | 238 |  | 2    | 0  | 2   | 0  |  |



**Ed Weir**  
Tackle | 1923-25  
Superior, Neb.  
» 1924 & 1925 First-Team All-American  
» 1951 College Football Hall of Fame

35



**Sam Francis**  
Fullback | 1934-36  
Oberlin, Kan.  
» 1936 Heisman Runner-up  
» 1936 First-Team All-American  
» 1977 College Football Hall of Fame

38



**Aaron Taylor**  
Offensive Guard | 1994-97  
Wichita Falls, Texas  
» 1997 Outland Trophy

67



**Dave Rimington**  
Center | 1979-82  
Omaha, Neb.  
» 1981 & 1982 Outland Trophy  
» 1982 Lombardi Award  
» 1997 College Football Hall of Fame

50



**Dean Steinkuhler**  
Offensive Guard | 1981-83  
Burr, Neb.  
» 1983 Lombardi Award  
» 1983 Outland Trophy

71




**Dominic Raiola**  
Center | 1998-2000  
Honolulu, Hawaii  
» 2000 Dave Rimington Trophy

54



**Zach Wiegert**  
Offensive Tackle | 1991-94  
Fremont, Neb.  
» 1994 Outland Trophy

72



**Tom Novak**  
Center/Linebacker | 1946-49  
Omaha, Neb.  
» 1 of 2 NU permanently retired jerseys  
» NU's only 4-time all-conference pick

60




**Larry Jacobson**  
**Defensive Tackle | 1969-71**  
**Sioux Falls, S.D.**

» 1971 Outland Trophy

#### Defense

| (----Tackles----) |           |           |            |               |          |          |          |  |
|-------------------|-----------|-----------|------------|---------------|----------|----------|----------|--|
| Year              | UT        | AT        | TT         | TFL           | BK       | PBU      | PI       |  |
| 1969              | 2         | 8         | 10         | 1-9           | 0        | 0        | 0        |  |
| 1970              | 33        | 16        | 49         | 9-61          | 0        | 1        | 0        |  |
| 1971              | 28        | 45        | 73         | 12-73         | 0        | 1        | 1        |  |
| <b>Totals</b>     | <b>63</b> | <b>69</b> | <b>132</b> | <b>22-143</b> | <b>0</b> | <b>2</b> | <b>1</b> |  |



**Will Shields**  
**Offensive Guard | 1989-92**  
**Lawton, Okla.**

» 1992 Outland Trophy  
 » 2015 Pro Football Hall of Fame  
 » 2011 College Football Hall of Fame



**Rich Glover**  
**Middle Guard | 1970-72**  
**Jersey City, N.J.**

» 1972 Lombardi Award  
 » 1995 College Football Hall of Fame

#### Defense

| (----Tackles----) |            |            |            |               |          |          |          |  |
|-------------------|------------|------------|------------|---------------|----------|----------|----------|--|
| Year              | UT         | AT         | TT         | TFL           | BK       | PBU      | PI       |  |
| 1970              | 5          | 14         | 19         | 3-13          | 0        | 3        | 0        |  |
| 1971              | 46         | 46         | 92         | 13-73         | 0        | 1        | 0        |  |
| 1972              | 52         | 48         | 100        | 9-41          | 0        | 2        | 0        |  |
| <b>Totals</b>     | <b>103</b> | <b>108</b> | <b>211</b> | <b>25-127</b> | <b>0</b> | <b>6</b> | <b>0</b> |  |



**Ndamukong Suh**  
**Defensive Tackle | 2005-09**  
**Portland, Ore.**

» 2009 Outland Trophy  
 » 2009 Lombardi Award  
 » 2009 AP National Player of the Year

#### Defense

| (---Tackles---) |              |            |           |            |               |               |            |          | Fum.      |          | QB        |   |   |
|-----------------|--------------|------------|-----------|------------|---------------|---------------|------------|----------|-----------|----------|-----------|---|---|
| Year            | G/S          | UT         | AT        | TT         | TFL           | Sacks         | C-R        | BK       | PBU       | PI       | Hry.      |   |   |
| 2005*           | 2/0          | 0          | 1         | 1          | 0-0           | 0             | 0-0        | 0        | 0         | 0        | 0         | 0 | 0 |
| 2006            | 14/0         | 12         | 7         | 19         | 8-45          | 3.5-37        | 1-0        | 0        | 0         | 1        | 2         |   |   |
| 2007            | 12/11        | 22         | 12        | 34         | 6-29          | 1-6           | 0-1        | 1        | 2         | 0        | 4         |   |   |
| 2008            | 13/13        | 39         | 37        | 76         | 19-85         | 7.5-67        | 1-0        | 2        | 3         | 2        | 6         |   |   |
| 2009            | 14/14        | 52         | 33        | 85         | 24-93         | 12-77         | 1-0        | 3        | 10        | 1        | 26        |   |   |
| <b>Totals</b>   | <b>55/39</b> | <b>125</b> | <b>90</b> | <b>215</b> | <b>57-252</b> | <b>24-187</b> | <b>3-1</b> | <b>6</b> | <b>15</b> | <b>4</b> | <b>38</b> |   |   |

\*medical redshirt



**Grant Wistrom**  
**Rush End | 1994-97**  
**Webb City, Mo.**

» 1997 Lombardi Award

#### Defense

| (---Tackles---) |              |           |            |            |                 |                 |            |          | Fum.     |          | QB        |  |  |
|-----------------|--------------|-----------|------------|------------|-----------------|-----------------|------------|----------|----------|----------|-----------|--|--|
| Year            | G/S          | UT        | AT         | TT         | TFL             | Sacks           | C-R        | BK       | PBU      | PI       | Hry.      |  |  |
| 1994            | 12/0         | 14        | 22         | 36         | 6.5-55          | 4.5-49          | 0-0        | 0        | 0        | 0        | 11        |  |  |
| 1995            | 11/11        | 21        | 23         | 44         | 15-55           | 4-23            | 0-0        | 0        | 0        | 0        | 13        |  |  |
| 1996            | 12/12        | 30        | 45         | 75         | 20-74           | 9.5-48          | 1-0        | 2        | 0        | 1        | 15        |  |  |
| 1997            | 12/12        | 28        | 23         | 51         | 17-76           | 8.5-58          | 3-1        | 0        | 3        | 0        | 25        |  |  |
| <b>Totals</b>   | <b>47/35</b> | <b>93</b> | <b>113</b> | <b>206</b> | <b>58.5-260</b> | <b>26.5-178</b> | <b>4-1</b> | <b>2</b> | <b>3</b> | <b>1</b> | <b>64</b> |  |  |



**Guy Chamberlin**  
**End/Halfback | 1913-15**  
**Blue Springs, Neb.**

» 1915 First-Team All-American  
 » 1962 College Football Hall of Fame  
 » Number not available

# First-Team All-Americans

96 Players | 14 Double Winners | 110 Total First-Teamers | 46 Consensus All-Americans  
55 Total Consensus Awards | 20 Unanimous All-Americans | 21 Total Unanimous Awards

\* - consensus All-American | # - unanimous All-American

- Vic Halligan, Tackle (1914)
- Guy Chamberlin, End (1915)\*
- Ed Weir, Tackle (1924-25)\*\*#
- Lonnie Stiner, Tackle (1926)
- Ray Richards, Tackle (1929)
- Hugh Rhea, Tackle (1930)
- Lawrence Ely, Center (1932)
- George Sauer, Fullback (1933)\*
- Sam Francis, Fullback (1936)\*
- Fred Shirey, Tackle (1937)
- Charles Brock, Center (1937)
- Warren Alfson, Tackle (1940)
- Forrest Behm, Tackle (1940)
- Tom Novak, Center (1949)
- Bobby Reynolds, Halfback (1950)
- Jerry Minnick, Tackle (1952)
- Bob Brown, Guard (1963)\*#
- Larry Kramer, Tackle (1964)\*#
- Freeman White, End (1965)\*
- Walt Barnes, Tackle (1965)\*
- Tony Jeter, End (1965)
- LaVerne Allers, Guard (1966)\*
- Larry Wachholtz, Defensive Back (1966)
- Wayne Meyland, Middle Guard (1966-67)\*\*
- Joe Armstrong, Guard (1968)
- Jerry Murtaugh, Linebacker (1970)
- Bob Newton, Tackle (1970)\*
- Jeff Kinney, I-Back (1971)
- Larry Jacobson, Defensive Tackle (1971)\*
- Jerry Tagge, Quarterback (1971)
- Rich Glover, Middle Guard (1971-72)\*#
- Willie Harper, Defensive End (1971-72)\*\*
- Johnny Rodgers, Wingback (1971-72)\*\*#
- Daryl White, Offensive Tackle (1972-73)
- John Dutton, Defensive Tackle (1973)\*#
- Rik Bonness, Center (1974-75)\*#
- Marvin Crenshaw, Offensive Tackle (1974)\*
- Dave Humm, Quarterback (1974)
- Bob Martin, Defensive End (1975)
- Wonder Monds, Defensive Back (1975)
- Dave Butterfield, Defensive Back (1976)
- Mike Fultz, Defensive Tackle (1976)
- Vince Ferragamo, Quarterback (1976)
- Tom Davis, Center (1977)
- Kelvin Clark, Offensive Tackle (1978)\*
- George Andrews, Defensive End (1978)
- Junior Miller, Tight End (1979)\*#
- Derrie Nelson, Defensive End (1980)
- Jarvis Redwine, I-Back (1980)\*
- Randy Schleusener, Offensive Guard (1980)\*
- Jimmy Williams, Defensive End (1981)
- Dave Rimington, Center (1981-82)\*\*##
- Mike Rozier, I-Back (1982-83)\*\*#
- Irving Fryar, Wingback (1983)\*#
- Dean Steinkuhler, Offensive Guard (1983)\*
- Bret Clark, Safety (1984)
- Harry Grimmering, Offensive Guard (1984)
- Mark Traynowicz, Center (1984)\*#
- Bill Lewis, Center (1985)

- Jim Skow, Defensive Tackle (1985)
- Danny Noonan, Middle Guard (1986)\*#
- John McCormick, Offensive Guard (1987)
- Neil Smith, Defensive Tackle (1987)
- Steve Taylor, Quarterback (1987)
- Broderick Thomas, Outside Linebacker (1987-88)\*#
- Jake Young, Center (1988-89)\*\*
- Doug Glaser, Offensive Tackle (1989)
- Kenny Walker, Defensive Tackle (1990)
- Travis Hill, Outside Linebacker (1992)
- Will Shields, Offensive Guard (1992)\*#
- Trev Alberts, Outside Linebacker (1993)\*#
- Brendan Stai, Offensive Guard (1994)\*
- Ed Stewart, Linebacker (1994)
- Zach Wiegert, Offensive Tackle (1994)\*#
- Tommie Frazier, Quarterback (1995)\*
- Aaron Graham, Center (1995)
- Jared Tomich, Rush End (1995-96)
- Aaron Taylor, Center (1996); Guard (1997)\*\*#
- Grant Wistrom, Rush End (1996-97)\*\*
- Jason Peter, Defensive Tackle (1997)\*
- Mike Brown, Defensive Back (1999)
- Ralph Brown, Defensive Back (1999)
- Russ Hochstein, Offensive Guard (2000)
- Carlos Polk, Linebacker (2000)
- Dominic Raiola, Center (2000)\*
- Keyuo Craver, Defensive Back (2001)
- Eric Crouch, Quarterback (2001)\*
- Toniau Fonoti, Offensive Guard (2001)\*
- DeJuan Groce, Kick Returner (2002)
- Josh Bullocks, Defensive Back (2003)
- Kyle Larson, Punter (2003)
- Ndamukong Suh, Defensive Tackle (2009)\*#
- Prince Amukamara, Defensive Back (2010)\*#
- Alex Henery, Place Kicker (2010)
- Lavonte David, Linebacker (2011)

## First-Team CSC Academic All-Americans (70)

\* - four other chosen Academic All-American by other groups

- Bob Oberlin (1952-53)
- Don Fricke (1960)\*
- Pat Clare (1960)\*
- Jim Hoge (1962)
- Dennis Claridge (1963)
- Jim Osberg (1965)\*
- Tony Jeter (1965)\*
- Marvin Mueller (1966)
- Randy Reeves (1969)
- Jeff Kinney (1971)
- Larry Jacobson (1971)
- Frosty Anderson (1973)
- Rik Bonness (1975)
- Tom Heiser (1975)
- Vince Ferragamo (1976)
- Ted Harvey (1976-77)
- Jim Pillen (1978)
- George Andrews (1978)
- Rod Horn (1979)
- Randy Schleusener (1979-80)

- Kelly Saalfeld (1979)
- Jeff Finn (1980)
- Ric Lindquist (1981)
- Randy Theiss (1981)
- Dave Rimington (1981-82)
- Scott Strasburger (1983-84)
- Rob Stuckey (1983-84)
- Mark Traynowicz (1984)
- Dale Klein (1986)
- Tom Welter (1986)
- Jeff Jamrog (1987)
- Mark Blazek (1987-88)
- John Kroeker (1988)
- Gerry Gdowski (1989)
- Jake Young (1989)
- David Edeal (1990)
- Pat Tyrance (1990)
- Jim Wanek (1990)
- Pat Engelbert (1991)
- Mike Stigge (1991-92)
- Trev Alberts (1993)
- Terry Connealy (1993-94)
- Rob Zatechka (1993-94)
- Matt Shaw (1994)
- Aaron Graham (1995)
- Grant Wistrom (1996-97)
- Joel Makovicka (1997-98)
- Chad Kelsay (1998)
- Bill Lafleur (1998)
- Mike Brown (1999)
- Kyle Vanden Bosch (1999-2000)
- Tracey Wistrom (2001)
- Chad Sievers (2004)
- Kurt Mann (2005)
- Dane Todd (2005)
- Austin Cassidy (2010-11)
- Rex Burkhead (2011-12)
- Spencer Long (2013)
- Chris Weber (2017)

### **Second-Team CSC Academic All-Americans (36)**

- Bill Kosch (1970-71)
- Dave Walline (1970)
- Dick Rupert (1971)
- Ritch Bahe (1973)
- Stan Waldemore (1977)
- Randy Theiss (1982)
- Kris Van Norman (1982)
- Bill Weber (1982)
- Micah Heibel (1987)
- Jon Nelson (1988)
- Jake Young (1988)
- Pat Tyrance (1989)
- Pat Engelbert (1990)
- Rob Zatechka (1992)
- Ken Mehlin (1993)
- Aaron Graham (1994)
- Brian Schuster (1995)
- Steve Ott (1995)
- Steve Volin (1995)
- Jon Hesse (1996)
- Scott Frost (1997)
- Chad Kelsay (1997)
- Jon Zatechka (1997)

- Brian Shaw (1998-99)
- Judd Davies (2003)
- Pat Ricketts (2003)
- Kellen Huston (2004)
- Dane Todd (2006)
- Todd Peterson (2008)
- Tyler Wortman (2008)
- Sean Fisher (2011-12)
- Jake Long (2013)
- C.J. Zimmerer (2013)

### **Third-Team CSC Academic All-Americans (1)**

- John Adkins (1970)

## **First-Team All-Conference**

### **523 total**

First-team all-conference picks by wire services, Omaha World-Herald, conference coaches.

### **Husker Four-Time**

#### **All-Conference Selections**

Tom Novak, back 1946,  
center 1947-48-49

### **Husker Three-Time**

#### **All-Conference Picks**

Vic Halligan, back, 1912-13-14  
Dick Rutherford, back, 1913-14-15  
H.H. Corey, tackle, 1914-15-16  
Steve Hokuf, end, 1929-30-32  
George Sauer, back, 1931-32-33  
Lloyd Cardwell, back, 1934-35-36  
Fred Shirey, tackle, 1935-36-37  
Charles Brock, center, 1936-37-38  
Jerry Minnick, tackle, 1951-52-53  
Johnny Rodgers, WB, 1970-71-72  
Dave Rimington, C, 1980-81-82  
Turner Gill, QB, 1981-82-83  
Mike Rozier, IB, 1981-82-83  
Marc Munford, LB, 1984-85-86  
Broderick Thomas, OLB, 1986-87-88  
Will Shields, OG, 1990-91-92  
Zach Wiegert, OT, 1992-93-94  
Grant Wistrom, RE, 1995-96-97  
Aaron Taylor, OG, 1995-97; C, 1996  
Ralph Brown, RCB, 1997-98-99

### **All-Conference Huskers**

#### **Missouri Valley (73)**

- |               |                          |
|---------------|--------------------------|
| <b>1907--</b> | Bill Chaloupka, tackle   |
| <b>(4)</b>    | S.T. Frum, guard         |
|               | Harold Cook, back        |
|               | John Weller, back        |
| <b>1908--</b> | Ernest Kroger, back      |
| <b>1909--</b> | LeRoy Temple, tackle     |
| <b>(2)</b>    | Owen Frank, back         |
| <b>1910--</b> | W.F. Chauner, end        |
| <b>(5)</b>    | Sylvester Shonka, tackle |
|               | LeRoy Temple, tackle     |
|               | Leon Warner, back        |
|               | Owen Frank, back         |
| <b>1911--</b> | W.F. Chauner, end        |
| <b>(5)</b>    | Sylvester Shonka, tackle |
|               | E.B. Elliott, guard      |
|               | E.Z. Hornberger, guard   |
|               | Leon Warner, back        |
| <b>1912--</b> | J.D. Harmon, tackle      |
| <b>(4)</b>    | J.T.M. Pearson, guard    |
|               | Leonard Purdy, back      |
|               | Vic Halligan, back       |

|                     |  |                       |   |                        |   |
|---------------------|--|-----------------------|---|------------------------|---|
| 1913--<br>(6)       | Guy Mastin, end<br>Charles Beck, end<br>Vic Halligan, tackle<br>Max Towle, back<br>Dick Rutherford, back<br>Leonard Purdy, back  | 1932--<br>(6)         | Steve Hokuf, end<br>Corwin Hulbert, tackle<br>Lawrence Ely, center<br>Chris Mathis, back<br>George Sauer, back<br>Lee Penney, end   | 1952--<br>(5)          | Dennis Emanuel, end<br>Bill Schabacker, end<br>Jerry Minnick, tackle<br>Don Boll, guard<br>Clayton Curtis, guard  |
| 1914--<br>(7)       | Warren Howard, end<br>Vic Halligan, tackle<br>H.H. Corey, tackle<br>E.L. Abbott, guard<br>Roy Cameron, center<br>Dick Rutherford, back<br>Guy Chamberlin, back   | 1933--<br>(9)         | Lee Penney, end<br>Bruce Kilbourne, end<br>Gail O'Brien, tackle<br>Warren DeBus, guard<br>Frank Meier, center<br>George Sauer, back<br>Bernie Masterson, back<br>Hubert Boswell, back<br>Clair Bishop, guard<br>Bernard Scherer, end  | 1953--<br>(3)          | Jerry Minnick, tackle<br>Ted Connor, tackle<br>John Bordogna, back<br>Don Glantz, tackle<br>Charles Bryant, guard<br>Bob Smith, back  |
| 1915--<br>(5)       | Guy Chamberlin, end<br>H.H. Corey, tackle<br>Paul Shields, guard<br>E.L. Abbott, guard<br>Dick Rutherford, back  | 1934--<br>(4)         | Henry Bauer, back<br>Lloyd Cardwell, back<br>Bernard Scherer, end<br>Fred Shirey, tackle<br>Lloyd Cardwell, back<br>Jerry LaNoue, back<br>Sam Francis, back<br>Charles Brock, center<br>Les McDonald, end<br>Fred Shirey, tackle<br>Lloyd Cardwell, back<br>Sam Francis, back<br>Ron Douglas, back<br>Charles Brock, center<br>Elmer Dohrmann, end<br>Johnny Howell, back<br>Ted Doyle, tackle<br>Fred Shirey, tackle<br>Bob Mehring, guard | 1954--<br>(3)          | Jon McWilliams, end<br>LaVerne Torczon, tackle<br>Rex Fischer, back<br>Willie Greenlaw, back<br>LaVerne Torczon, guard  |
| 1916--<br>(2)       | H.H. Corey, tackle<br>Hugo Otopalik, back  | 1935--<br>(5)         | Lloyd Cardwell, back<br>Bernard Scherer, end<br>Fred Shirey, tackle<br>Lloyd Cardwell, back<br>Jerry LaNoue, back<br>Sam Francis, back<br>Charles Brock, center<br>Les McDonald, end<br>Fred Shirey, tackle<br>Lloyd Cardwell, back<br>Sam Francis, back<br>Ron Douglas, back<br>Charles Brock, center<br>Elmer Dohrmann, end<br>Johnny Howell, back<br>Ted Doyle, tackle<br>Fred Shirey, tackle<br>Bob Mehring, guard                      | 1955--<br>(4)          | Jerry Brown, back   |
| 1917--<br>(5)       | Roscoe Rhodes, end<br>Edson Shaw, tackle<br>E.H. Schellenberg, back<br>John Cook, back<br>Paul Dobson, back<br>Clarence Swanson, end<br>John Pucelik, guard<br>Glen Preston, back<br>Chick Hartley, back<br>Leo Scherer, end<br>Bub Weller, tackle<br>Adolph Wenke, tackle<br>Joy Berquist, guard<br>Glen Preston, back<br>Dave Noble, back<br>Chick Hartley, back<br>Joy Berquist, guard<br>Ross McGlasson, guard<br>Dave Noble, back<br>Rufus Dewitz, back<br>Ed Weir, tackle<br>Choppy Rhodes, back<br>Ed Weir, tackle<br>Harold Hutchinson, center<br>Choppy Rhodes, back<br>Lonnie Stiner, tackle<br>Glenn Presnell, back<br>Roy Randels, tackle<br>Dan McMullen, guard<br>Ted James, center<br>Glenn Presnell, back<br>Blue Howell, back | 1936--<br>(6)         | Lloyd Cardwell, back<br>Bernard Scherer, end<br>Fred Shirey, tackle<br>Lloyd Cardwell, back<br>Jerry LaNoue, back<br>Sam Francis, back<br>Charles Brock, center<br>Les McDonald, end<br>Fred Shirey, tackle<br>Lloyd Cardwell, back<br>Sam Francis, back<br>Ron Douglas, back<br>Charles Brock, center<br>Elmer Dohrmann, end<br>Johnny Howell, back<br>Ted Doyle, tackle<br>Fred Shirey, tackle<br>Bob Mehring, guard                      | 1956--<br>(2)          |   |
| 1921--<br>(4)       | John Pucelik, guard<br>Glen Preston, back<br>Chick Hartley, back   | 1937--<br>(6)         | Charles Brock, center<br>Elmer Dohrmann, end<br>Johnny Howell, back<br>Ted Doyle, tackle<br>Fred Shirey, tackle<br>Bob Mehring, guard   | <b>Big Eight (261)</b> |   |
| 1922--<br>(7)       | Bub Weller, tackle<br>Adolph Wenke, tackle<br>Joy Berquist, guard<br>Glen Preston, back<br>Dave Noble, back<br>Chick Hartley, back<br>Joy Berquist, guard<br>Ross McGlasson, guard<br>Dave Noble, back<br>Rufus Dewitz, back<br>Ed Weir, tackle<br>Choppy Rhodes, back<br>Ed Weir, tackle<br>Harold Hutchinson, center<br>Choppy Rhodes, back<br>Lonnie Stiner, tackle<br>Glenn Presnell, back<br>Roy Randels, tackle<br>Dan McMullen, guard<br>Ted James, center<br>Glenn Presnell, back<br>Blue Howell, back   | 1938--<br>(2)         | Charles Brock, center<br>Elmer Dohrmann, end<br>Johnny Howell, back<br>Ted Doyle, tackle<br>Fred Shirey, tackle<br>Bob Mehring, guard   | 1959--<br>(1)          | Don Olson, guard<br>Don Purcell, end<br>Bill Thornton, back<br>Dennis Claridge, back<br>Tyron Robertson, tackle<br>Bob Brown, guard<br>Dennis Claridge, back<br>Lloyd Voss, tackle<br>Bob Brown, guard<br>Lyle Sittler, C<br>Tony Jeter, TE<br>Freeman White, SE<br>Ted Vactor, DB<br>Walt Barnes, MG<br>Kent McCloughan, DB<br>Larry Kramer, tackle<br>Frank Solich, FB<br>Tony Jeter, TE<br>Freeman White, SE<br>Larry Wacholtz, DB<br>Mike Kennedy, LB<br>Walt Barnes, DT<br>Dennis Carlson, OT<br>LaVerne Allers, OG<br>LaVerne Allers, OG<br>Kelly Petersen, C<br>Bob Churchich, QB<br>Harry Wilson, HB<br>Bob Pickens, OT<br>Kaye Carstens, DB<br>Wayne Meylan, DG<br>Lynn Senkbeil, LB<br>Carel Stith, DT<br>Larry Wacholtz, DB<br>Dennis Richnafskey, OE<br>Dick Davis, FB<br>Wayne Meylan, MG<br>Jim McCord, DT<br>Ken Geddes, LB<br>Dana Stephenson, DB<br>Joe Armstrong, OG<br>Jim McFarland, TE<br>Bob Liggett, DT<br>Ken Geddes, MG<br>Jerry Murtaugh, LB<br>Dana Stephenson, DB<br>Joe Orduna, HB<br>Jerry Murtaugh, LB<br>Bob Newton, OT<br>Donnie McGhee, OG<br>Johnny Rodgers, HB<br>Bill Kosch, DB<br>Dave Walline, DT<br>Ed Periard, MG<br>Paul Rogers, PK |
| 1923--<br>(4)       | Joy Berquist, guard<br>Ross McGlasson, guard<br>Dave Noble, back<br>Rufus Dewitz, back<br>Ed Weir, tackle<br>Choppy Rhodes, back<br>Ed Weir, tackle<br>Harold Hutchinson, center<br>Choppy Rhodes, back<br>Lonnie Stiner, tackle<br>Glenn Presnell, back<br>Roy Randels, tackle<br>Dan McMullen, guard<br>Ted James, center<br>Glenn Presnell, back<br>Blue Howell, back   | 1939--<br>(3)         | Charles Brock, center<br>Elmer Dohrmann, end<br>Johnny Howell, back<br>Ted Doyle, tackle<br>Fred Shirey, tackle<br>Bob Mehring, guard   | 1960--<br>(1)          |   |
| 1924--<br>(2)       | Ed Weir, tackle<br>Choppy Rhodes, back   | 1940--<br>(8)         | Charles Brock, center<br>Elmer Dohrmann, end<br>Johnny Howell, back<br>Ted Doyle, tackle<br>Fred Shirey, tackle<br>Bob Mehring, guard   | 1961--<br>(8)          |   |
| 1925--<br>(3)       | Ed Weir, tackle<br>Harold Hutchinson, center<br>Choppy Rhodes, back<br>Lonnie Stiner, tackle<br>Glenn Presnell, back<br>Roy Randels, tackle<br>Dan McMullen, guard<br>Ted James, center<br>Glenn Presnell, back<br>Blue Howell, back   | 1941--<br>(3)         | Charles Brock, center<br>Elmer Dohrmann, end<br>Johnny Howell, back<br>Ted Doyle, tackle<br>Fred Shirey, tackle<br>Bob Mehring, guard   | 1962--<br>(3)          |   |
| 1926--<br>(2)       | Lonnie Stiner, tackle<br>Glenn Presnell, back  | 1942--<br>(2)         | Charles Brock, center<br>Elmer Dohrmann, end<br>Johnny Howell, back<br>Ted Doyle, tackle<br>Fred Shirey, tackle<br>Bob Mehring, guard   | 1963--<br>(3)          |   |
| 1927--<br>(5)       | Roy Randels, tackle<br>Dan McMullen, guard<br>Ted James, center<br>Glenn Presnell, back<br>Blue Howell, back   | 1943--<br>(4)         | Charles Brock, center<br>Elmer Dohrmann, end<br>Johnny Howell, back<br>Ted Doyle, tackle<br>Fred Shirey, tackle<br>Bob Mehring, guard   | 1964--<br>(7)          |   |
| <b>Big Six (83)</b> |  | 1944--<br>(2)         | Charles Brock, center<br>Elmer Dohrmann, end<br>Johnny Howell, back<br>Ted Doyle, tackle<br>Fred Shirey, tackle<br>Bob Mehring, guard   | 1965--<br>(10)         |   |
| 1928--<br>(8)       | Marion Broadstone, tackle<br>Dan McMullen, guard<br>Ted James, center<br>Clair Sloan, back<br>Blue Howell, back<br>Clifford Ashburn, end<br>Glen Munn, tackle<br>Lafayette Russell, back   | 1945--<br>(2)         | Charles Brock, center<br>Elmer Dohrmann, end<br>Johnny Howell, back<br>Ted Doyle, tackle<br>Fred Shirey, tackle<br>Bob Mehring, guard   | 1966--<br>(4)          |   |
| 1929--<br>(3)       | Steve Hokuf, end<br>Ray Richards, tackle<br>Clair Sloan, back  | 1946--<br>(4)         | Charles Brock, center<br>Elmer Dohrmann, end<br>Johnny Howell, back<br>Ted Doyle, tackle<br>Fred Shirey, tackle<br>Bob Mehring, guard   | 1967--<br>(3)          |   |
| 1930--<br>(5)       | Steve Hokuf, end<br>Hugh Rhea, tackle<br>Elmer Greenberg, guard<br>Harold Frahm, back<br>Marion Broadstone, tackle   | 1947--<br>(2)         | Charles Brock, center<br>Elmer Dohrmann, end<br>Johnny Howell, back<br>Ted Doyle, tackle<br>Fred Shirey, tackle<br>Bob Mehring, guard   | 1968--<br>(5)          |   |
| 1931--<br>(5)       | Hugh Rhea, tackle<br>George Koster, guard<br>Lawrence Ely, center<br>George Sauer, back<br>Everett Kreizinger, back  | 1948--<br>(4)         | Charles Brock, center<br>Elmer Dohrmann, end<br>Johnny Howell, back<br>Ted Doyle, tackle<br>Fred Shirey, tackle<br>Bob Mehring, guard   | 1969--<br>(9)          |   |
|                     |  | <b>Big Seven (28)</b> | Tom Novak, center<br>Charles Toogood, tackle<br>Tom Novak, center<br>Charles Toogood, tackle<br>Don Strasheim, guard<br>Fran Nagle, back<br>Bobby Reynolds, back<br>Frank Simon, end<br>Bill Schabacker, end<br>Dennis Emanuel, end<br>Jerry Minnick, tackle  |                        |   |

|                |   |                |  |   |  |  |
|----------------|---|----------------|--|---|--|--|
| 1971--<br>(12) | Jerry Tagge, QB<br>Johnny Rodgers, HB<br>Carl Johnson, OT<br>Dick Rupert, OG<br>Jeff Kinney, HB<br>Willie Harper, DE<br>Larry Jacobson, DT<br>Rich Glover, MG<br>Bob Terrio, LB<br>Jim Anderson, DB<br>Bill Kosch, DB<br>Joe Blahak, DB                           |                |  |   |  |  |
| 1972--<br>(5)  | Joe Blahak, DB<br>Rich Glover, MG<br>Willie Harper, DE<br>Johnny Rodgers, WB<br>Daryl White, OT   | 1982--<br>(8)  | Mike Rozier, IB<br>Sammy Sims, Monster<br>Jamie Williams, TE<br>Jimmy Williams, DE<br>Steve Damkroger, LB<br>Tony Felici, DE<br>Turner Gill, QB<br>Mike Mandelko, OG<br>Dave Rimington, C<br>Mike Rozier, IB<br>Randy Theiss, OT<br>Jamie Williams, TE<br>Bret Clark, S  | 1990--<br>(8)   | Reggie Cooper, SS<br>Mike Croel, OLB<br>Johnny Mitchell, TE<br>Bruce Pickens, CB<br>Tom Punt, OT<br>Will Shields, OG<br>Pat Tyrance, ILB<br>Kenny Walker, DT<br>Brian Boerboom, OT<br>Jon Bostick, SE<br>Derek Brown, IB<br>Tyrone Legette, CB<br>Keithen McCant, QB<br>Johnny Mitchell, TE<br>Will Shields, OG<br>Mike Stigge, P<br>Erik Wiegert, OG<br>John Parrella, DT<br>Will Shields, OG   |  |
| 1973--<br>(4)  | Frosty Anderson, SE<br>John Dutton, DT<br>Steve Manstedt, DE<br>Daryl White, OT   |                | 1983--<br>(8)  | Irving Fryar, WB<br>Turner Gill, QB<br>Mike Knox, LB<br>Scott Raridon, OT<br>Mike Rozier, IB<br>Dean Steinkuhler, OG<br>Mark Traynowicz, C<br>Mark Behning, OT            | 1991--<br>(11)   | Trev Alberts, OLB<br>Derek Brown, IB<br>Tyrone Byrd, DB<br>Calvin Jones, IB<br>Travis Hill, OLB<br>John Parrella, DT<br>Jim Scott, C<br>Will Shields, OG<br>Zach Wiegert, OT<br>Trev Alberts, OLB<br>Terry Connealy, DT<br>Calvin Jones, IB<br>Lance Lundberg, OT<br>Ken Mehlh, C/OG<br>Barron Miles, CB<br>Kevin Ramaekers, DT<br>Zach Wiegert, OT  |
| 1974--<br>(5)  | Dave Humm, QB<br>Marvin Crenshaw, OT<br>Rik Bonness, C<br>Tom Ruud, LB<br>Bob Martin, DE<br>Rik Bonness, C<br>Bob Martin, DE<br>Wonder Monds, DB<br>Dave Butterfield, DB<br>Mike Fultz, DT  | 1984--<br>(11) | Bret Clark, S<br>Doug DuBose, IB<br>Harry Grimminger, OG<br>Scott Livingston, P<br>Marc Munford, LB<br>Greg Orton, OG<br>Jeff Smith, IB<br>Scott Strasburger, DE<br>Mark Traynowicz, C<br>Bill Weber, DE   | 1992--<br>(9)   | Lance Lundberg, OT<br>Ken Mehlh, C/OG<br>Barron Miles, CB<br>Kevin Ramaekers, DT<br>Zach Wiegert, OT<br>Troy Dumas, LB<br>Aaron Graham, C<br>Donta Jones, OLB<br>Lawrence Phillips, IB<br>Barron Miles, CB<br>Brenden Stai, OG<br>Ed Stewart, LB<br>Zach Wiegert, OT<br>Tyrone Williams, CB<br>Eric Anderson, OT<br>Chris Dishman, OT<br>Terrell Farley, LB<br>Tommie Frazier, QB<br>Aaron Graham, C<br>Ahman Green, IB<br>Christian Peter, DT<br>Aaron Taylor, OG<br>Jared Tomich, OLB<br>Tyrone Williams, CB<br>Grant Wistrom, OLB |  |
| 1975--<br>(5)  | Vince Ferragamo, QB<br>Clete Pillen, LB<br>Ray Phillips, DE<br>Dave Butterfield, DB<br>Mike Fultz, DT<br>Bob Lingenfelter, OT<br>Dan Schmidt, OG  |                | 1985--<br>(7)  | Brian Blankenship, OG<br>Doug DuBose, IB<br>Dale Klein, PK<br>Bill Lewis, C<br>Marc Munford, LB<br>Tom Rathman, FB<br>Jim Skow, DT  | 1993--<br>(8)  | Aaron Graham, C<br>Donta Jones, OLB<br>Lawrence Phillips, IB<br>Barron Miles, CB<br>Brenden Stai, OG<br>Ed Stewart, LB<br>Zach Wiegert, OT<br>Tyrone Williams, CB<br>Eric Anderson, OT<br>Chris Dishman, OT<br>Terrell Farley, LB<br>Tommie Frazier, QB<br>Aaron Graham, C<br>Ahman Green, IB<br>Christian Peter, DT<br>Aaron Taylor, OG<br>Jared Tomich, OLB<br>Tyrone Williams, CB<br>Grant Wistrom, OLB |
| 1976--<br>(7)  | Tom Davis, C<br>Greg Jorgensen, OG<br>I.M. Hipp, IB<br>Jim Pillen, Monster<br>Rick Berns, IB<br>Junior Miller, TE<br>Steve Lindquist, OG<br>Kelvin Clark, OT<br>Kenny Brown, WB<br>George Andrews, DE<br>Jim Pillen, Monster<br>Rod Horn, DT                      | 1986--<br>(6)  | Keith Jones, IB<br>Marc Munford, LB<br>Danny Noonan, MB<br>Chris Spachman, DT<br>Broderick Thomas, DE<br>Tom Welter, OT<br>LeRoy Etienne, ILB<br>Steve Forch, ILB<br>Keith Jones, IB<br>Keven Lightner, OT<br>John McCormick, OG<br>Tim Rother, DT<br>Neil Smith, DT<br>Steve Taylor, QB<br>Broderick Thomas, DE | 1994--<br>(9)   | Aaron Graham, C<br>Donta Jones, OLB<br>Lawrence Phillips, IB<br>Barron Miles, CB<br>Brenden Stai, OG<br>Ed Stewart, LB<br>Zach Wiegert, OT<br>Tyrone Williams, CB<br>Eric Anderson, OT<br>Chris Dishman, OT<br>Terrell Farley, LB<br>Tommie Frazier, QB<br>Aaron Graham, C<br>Ahman Green, IB<br>Christian Peter, DT<br>Aaron Taylor, OG<br>Jared Tomich, OLB<br>Tyrone Williams, CB<br>Grant Wistrom, OLB   |  |
| 1977--<br>(4)  | Tom Davis, C<br>Greg Jorgensen, OG<br>I.M. Hipp, IB<br>Jim Pillen, Monster<br>Rick Berns, IB<br>Junior Miller, TE<br>Steve Lindquist, OG<br>Kelvin Clark, OT<br>Kenny Brown, WB<br>George Andrews, DE<br>Jim Pillen, Monster<br>Rod Horn, DT                      | 1987--<br>(9)  | Dana Brinson, KR<br>Ken Clark, IB<br>LeRoy Etienne, ILB<br>Charles Fryar, CB<br>Willie Griffin, DT<br>Tim Jackson, FS<br>Andy Keeler, OG<br>Todd Millikan, TE<br>Lawrence Pete, MG<br>Bob Sledge, OT<br>Steve Taylor, QB<br>Broderick Thomas, OLB<br>Jake Young, C   | 1995--<br>(11)  | Aaron Graham, C<br>Donta Jones, OLB<br>Lawrence Phillips, IB<br>Barron Miles, CB<br>Brenden Stai, OG<br>Ed Stewart, LB<br>Zach Wiegert, OT<br>Tyrone Williams, CB<br>Eric Anderson, OT<br>Chris Dishman, OT<br>Terrell Farley, LB<br>Tommie Frazier, QB<br>Aaron Graham, C<br>Ahman Green, IB<br>Christian Peter, DT<br>Aaron Taylor, OG<br>Jared Tomich, OLB<br>Tyrone Williams, CB<br>Grant Wistrom, OLB   |  |
| 1978--<br>(8)  | Tom Davis, C<br>Greg Jorgensen, OG<br>I.M. Hipp, IB<br>Jim Pillen, Monster<br>Rick Berns, IB<br>Junior Miller, TE<br>Steve Lindquist, OG<br>Kelvin Clark, OT<br>Kenny Brown, WB<br>George Andrews, DE<br>Jim Pillen, Monster<br>Rod Horn, DT                      | 1988--<br>(13) | Ken Clark, IB<br>LeRoy Etienne, ILB<br>Charles Fryar, CB<br>Willie Griffin, DT<br>Tim Jackson, FS<br>Andy Keeler, OG<br>Todd Millikan, TE<br>Lawrence Pete, MG<br>Bob Sledge, OT<br>Steve Taylor, QB<br>Broderick Thomas, OLB<br>Jake Young, C   | Big 12 (59)   |  |  |
| 1979--<br>(10) | Tom Davis, C<br>Greg Jorgensen, OG<br>I.M. Hipp, IB<br>Jim Pillen, Monster<br>Rick Berns, IB<br>Junior Miller, TE<br>Steve Lindquist, OG<br>Kelvin Clark, OT<br>Kenny Brown, WB<br>George Andrews, DE<br>Jim Pillen, Monster<br>Rod Horn, DT                      |                | 1989--<br>(9)  | Ken Clark, IB<br>Reggie Cooper, SS<br>Gerry Gdowski, QB<br>Doug Glaser, OT<br>Jeff Mills, OLB<br>Bruce Pickens, CB<br>Pat Tyrance, ILB<br>Kent Wells, DT<br>Jake Young, C | 1996--<br>(7)  | Chris Dishman, OG<br>Jon Hesse, LB<br>Mike Minter, Rover<br>Jason Peter, DT<br>Aaron Taylor, C<br>Jared Tomich, RE<br>Grant Wistrom, RE<br>Eric Anderson, OT<br>Ralph Brown, CB<br>Alhman Green, IB<br>Jason Peter, DT<br>Aaron Taylor, OG<br>Grant Wistrom, RE<br>Josh Heskew, C<br>Ralph Brown, CB<br>Sheldon Jackson, TE  |
| 1980--<br>(7)  | Derrie Nelson, DE<br>Randy Schleusener, G<br>Russell Gary, S<br>David Clark, DT<br>Andra Franklin, FB<br>Dave Rimington, C<br>Roger Craig, IB<br>Tony Felici, DE<br>Turner Gill, QB<br>Dan Hurley, OT<br>Jeff Krejci, S<br>Ric Lindquist, CB<br>Dave Rimington, C |                |  |   | 1997--<br>(6)  |  |
| 1981--<br>(11) |   |                |  |   | 1998--<br>(3)  |  |

**1999--** Mike Brown, Rover  
**(8)** Ralph Brown, RCB  
 Eric Crouch, QB  
 Russ Hochstein, OG  
 Carlos Polk, MLB  
 Dominic Raiola, C  
 Steve Warren, DT  
 Tracey Wistrom, TE

**2000--**  
**(6)** Dan Alexander, IB  
 Dan Hadenfeldt, P  
 Russ Hochstein, OG  
 Carlos Polk, MLB  
 Dominic Raiola, C  
 Tracey Wistrom, TE

**2001--**  
**(4)** Keyuo Craver, RCB  
 Eric Crouch, QB  
 Dahrran Diedrick, IB  
 Toniu Fonoti, OG

**2002--**  
**(2)** Josh Brown, PK  
 DeJuan Groce, KR

**2003--** Josh Bullocks, FS  
**(5)** Matt Herian, TE  
 Richie Incognito, OT  
 Kyle Larson, P  
 Demorrio Williams, WL

**2004--** Barrett Ruud, MLB

**2005--** Adam Carriker, DE

**2006--**  
**(5)** Adam Carriker, DE  
 Brandon Jackson, IB  
 Bo Ruud, LB  
 Zac Taylor, QB  
 Dane Todd, FB

**2007--** None

**2008--** Ndamukong Suh, DT

**2009--** Prince Amukamara, DB

**(4)** Larry Asante, S  
 Jared Crick, DT  
 Ndamukong Suh, DT

**2010--** Pierre Allen, DE

**(6)** Prince Amukamara, DB  
 Jared Crick, DT  
 Lavonte David, LB  
 Eric Hagg, DB  
 Ricky Henry, OG

### Big Ten (17)

**2011--** Rex Burkhead, IB  
**(4)** Lavonte David, LB  
 Alfonzo Dennard, DB  
 Brett Maher, P/PK  
 Spencer Long, OG

**2012--**  
**(5)** Brett Maher, PK  
 Eric Martin, DE  
 Taylor Martinez, QB  
 Daimion Stafford, S

**2013--** Ameer Abdullah, IB

**(3)** Ciante Evans, CB  
 Randy Gregory, DE  
 Kenny Bell, WR

**2014--** Randy Gregory, DE

**(2)** Sam Foltz, P

**2015--** None

**2016--** None

**2017--** None

**2018--** None

**2019--** None

**2020--** Connor Culp, PK

**2021--** Austin Allen, TE

**2022--** None

**2023--** None

# Academic All-Conference Selections

## (979 Total - First Team Only)

### Five-Time Academic

#### All-Conference Picks (3)

Ben Stille, DL, 2017-18-19-20-21  
Austin Allen, TE, 2018-19-20-21-22  
Trent Hixson, OL, 2018-19-20-21-22

### Four-Time Academic

#### All-Conference Picks (28)

Mike Stigge, P, 1989-90-91-92  
Rob Zatechka, OT, 1991-92-93-94  
Brian Shaw, LB, 1996-97-98-99  
Dave Volk, OT, 1998-99-00-01  
Chris Kelsay, RE, 1999-00-01-02  
Judd Davies, FB, 2000-01-02-03  
Trevor Johnson, DE, 2000-01-02-03  
Todd Peterson, WR, 2005-06-07-08  
Sam Cotton, TE, 2013-14-15-16  
Brandon Reilly, WR, 2013-14-15-16  
Chris Weber, LB, 2014-15-16-17  
Mohamed Barry, LB, 2016-17-18-19  
Ty Chaffin, WR, 2017-18-19-20  
Matt Farniok, OL, 2017-18-19-20  
Jack Stoll, TE, 2017-18-19-20  
Boe Wilson, OL, 2017-18-19-20  
Damian Jackson, LB, 2018-19-20-21  
Matt Sichterman, OL, 2018-19-20-21  
Colton Feist, DL, 2019-20-21-22  
Simon Otte, LB, 2019-20-21-22  
Cameron Pieper, LS, 2019-20-21-22  
Bryce Benhart, OL, 2020-21-22-23  
John Goodwin, TE, 2020-21-22-23  
Nick Henrich, LB, 2020-21-22-23  
Jacob Herbek, OL, 2020-21-22-23  
Ethan Piper, OL, 2020-21-22-23  
Luke Reimer, LB, 2020-21-22-23  
Garrett Snodgrass, LB, 2020-21-22-23

1954-- Bob Oberlin, center  
1955-- Rex Fischer, back  
1957-- Jack Fleming, guard  
1959-- William Hawkins, back  
1960-- John Bond, end  
(3) Pat Clare, back  
Don Fricke, center  
Jim Huge, end  
1961-- Pat Clare, back  
Jim Huge, end  
1962-- Dwain Carlson, guard  
Jim Huge, end  
1963-- Richard Callahan, end  
Dennis Claridge, back  
1964-- Charles Doepeke, off. end  
Kent McCloughan, off. back  
1965-- Tony Jeter, TE  
Jim Osberg, OG  
1966-- Marv Mueller, DB  
Jim Osberg, OG  
1967-- Dick Davis, FB  
1968-- Joe Armstrong, OG  
(4) Bob Best, DB  
Dick Davis, FB  
Glenn Patterson, OT  
1969-- Adrian Fiala, LB  
(5) Larry Frost, OB  
Larry Jacobson, DT  
Randy Reeves, DB  
Paul Toplift, OT  
1970-- John Adkins, DE  
(3) Bill Kosch, DB  
Dave Walline, DT  
1971-- John Adkins, DE  
(8) Jim Anderson, DB  
Woody Cox, SE  
Larry Jacobson, DT  
Jeff Kinney, HB  
Bill Kosch, DB  
Dave Mason, LB  
Dick Rupert, OG  
1972-- Frosty Anderson, OB  
(4) Doug Dumler, C  
Bill Janssen, DT

1973-- Dave Mason, LB  
(6) Dan Anderson, OG  
Frosty Anderson, OE  
Ritch Bahe, OE  
Maury Damkroger, OE  
Steve Manstedt, DE  
Tom Ruud, LB  
1974-- Ritch Bahe, OE  
(4) Stan Hegener, OG  
George Kyros, DB  
Tom Ruud, LB  
1975-- Rik Bonness, C  
(6) Jim Burrow, DB  
Mike Coyle, PK  
Vince Ferragamo, QB  
Tom Heiser, OB  
Chuck Jones, DB  
1976-- Dave Butterfield, DB  
(7) Vince Ferragamo, QB  
Ted Harvey, DB  
Randy Lessman, P  
Ron Pruitt, DT  
Jeff Pullen, MG  
Dave Shamblyn, WR  
1977-- George Andrews, DL  
(8) Curtis Craig, RB  
Ted Harvey, S  
Lee Kunz, LB  
Jim Pillen, S  
Tim Smith, SE  
Tom Sorley, QB  
Stan Waldemore, OL  
1978-- George Andrews, DE  
(9) Tim Fischer, S  
Rod Horn, DL  
Tom Ohrt, OT  
Jim Pillen, S  
Kelly Saalfeld, C  
Tim Smith, SE  
Tom Sorley, QB  
Tim Wurth, FB  
1979-- Bill Barnett, DT  
(9) Rod Horn, DT  
Ric Lindquist, CB  
Jeff Quinn, QB  
Kelly Saalfeld, OL  
Randy Schleusener, OL  
Tim Smith, SE  
Dan Steiner, OL  
Dean Sukup, PK  
1980-- Jeff Finn, TE  
(9) Curt Hinline, DL  
Jim Kotera, RB  
Ric Lindquist, CB  
Andy Means, DB  
Jeff Quinn, QB  
Dave Rimington, C  
Randy Schleusener, OG  
Randy Theiss, OT  
1981-- Curt Hinline, DL  
(6) Ric Lindquist, DB  
Dave Rimington, OL  
Randy Theiss, OL  
Kris Van Norman, DB  
Scott Woodard, OE  
Tim Holbrook, DB  
1982-- Jim Murphy, DB  
(7) Dave Rimington, OL  
Rob Stuckey, DT  
Randy Theiss, OL  
Kris Van Norman, DB  
Bill Weber, DE  
1983-- Todd Fisher, DB  
(7) Brad Muehling, OL  
Scott Strasburger, DE  
Rob Stuckey, DL  
Craig Sundberg, QB  
Mark Traynowicz, OL  
Bill Weber, DE  
1984-- Mark Behning, OL  
(9) Ken Graeber, DL  
Tom Morrow, OL  
Scott Strasburger, DE  
Rob Stuckey, DL  
Craig Sundberg, QB  
Shane Swanson, WB  
Mark Traynowicz, C  
Bill Weber, DE  
1985-- Brian Blankenship, OL  
(6) Dale Klein, PK  
Tim Roth, OL  
Robb Schnitzler, SE  
Brad Smith, DE  
Scott Tucker, DE  
1986-- Ken Kaelin, FB  
(9) Dale Klein, PK  
Rob Maggard, OL  
Marc Munford, LB  
Robb Schnitzler, SE  
Bryan Siebler, S  
Chris Spachman, DT  
Brad Tyrer, DE  
Tom Welter, OL  
1987-- Tom Banderas, TE  
(8) Clete Blakeman, QB  
Mark Blazek, S  
Micah Heibel, FB  
Jeff Jamrog, DE  
John Kroeker, P  
John McCormick, OL  
Jeff Tomjack, DB  
1988-- Mark Blazek, QB  
(5) Gerry Gdowski, QB  
Randy Jobman, LB  
John Nelson, OL  
Jake Young, C  
1989-- Bill Bobbora, OL  
(7) Gerry Gdowski, QB  
Randy Jobman, LB  
Mike Stigge, P  
Pat Tyrance, LB  
Jim Wanek, OG  
Jake Young, C  
David Edeal, C  
1990-- Pat Engelbert, MG  
(7) Mike Petko, LB  
Mike Stigge, P  
Pat Tyrance, LB  
Kenny Walker, DT  
Jim Wanek, OG  
1991-- Trev Alberts, OLB  
(8) Jon Bostick, SE  
Pat Engelbert, MG  
Johnny Mitchell, TE  
Mike Petko, LB  
Mike Stigge, P  
Rob Zatechka, OT  
Bill Ziegelbein, C  
1992-- Trev Alberts, OLB  
(6) Terry Connealy, NG  
Ken Mehlin, OG  
Jim Scott, C  
Mike Stigge, P  
Rob Zatechka, OT  
1993-- Trev Alberts, OLB  
(6) Troy Branch, LB  
Terry Connealy, NG  
Aaron Graham, C  
Ken Mehlin, OG  
Rob Zatechka, OG  
1994-- Terry Connealy, DT  
(6) Darin Erstad, P/PK  
Aaron Graham, C  
Cory Schlesinger, FB  
Matt Shaw, TE  
Rob Zatechka, OT  
1995-- Aaron Graham, C  
(8) Mark Gilman, TE  
Grant Wistrom, OLB  
Eric Stokes, FS  
Ryan Terwilliger, LB  
Steve Ott, OG  
Brook Berringer, QB  
Jesse Kosch, P

**Academic All-Big 12 (265)**

|                |  |                |   |                |   |
|----------------|--|----------------|---|----------------|---|
| 1996--<br>(20) | David Alderman, CB<br>Lance Brown, WB<br>Jeff Clausen, OT<br>Scott Frost, QB<br>Ben Gessford, OT<br>Jon Hesse, LB<br>Quint Hogrefe, LB<br>Chad Kelsay, RE<br>Jeff Lake, SE<br>Billy Legate, FB<br>Joel Makovicka, FB<br>Ted Retzlaff, PK<br>Brian Schuster, FB<br>Brian Shaw, LB<br>Eric Stokes, FS<br>Travis Toline, RE<br>Matt Turman, QB<br>Brandt Wade, OG<br>Grant Wistrom, RE<br>Jon Zatechka, OG  |                | Judd Davies, FB<br>Matt Davison, SE<br>Jon Dawson, C<br>Matt Grummert, RE<br>Seth Gutz, SE<br>Jeff Hemje, CB<br>Trevor Johnson, TE<br>Chris Kelsay, RE<br>Chace Long, PK<br>Jake McKee, TE<br>Willie Miller, FB<br>Brandon Mooberry, RE<br>Chris Saalfeld, OG<br>Aaron Terpening, ROV<br>Kyle Vanden Bosch, RE<br>Dave Volk, OT<br>Troy Watchorn, FS<br>Tracey Wistrom, TE<br>Mic Boettner, ROV<br>Joe Chrisman, QB<br>Sandro DeAngelis, PK   |                | J.B. Phillips, TE<br>Gary Pike, OL<br>Brandon Rigoni, SS<br>Barrett Ruud, LB<br>Andrew Shanle, FS<br>Shane Siegel, SS<br>Chad Sievers, LB<br>Dane Todd, FB<br>Ben Zajicek, WR<br>Lance Brandenburgh, LB<br>Chris Bryant, DL<br>Courtney Grixby, CB<br>Adam Ickes, LB<br>Brandon Koch, OL<br>Kurt Mann, C<br>Todd Peterson, WR<br>J.B. Phillips, TE<br>Brandon Rigoni, SS<br>Joey Robison, CB<br>Andrew Shanle, S<br>Mike Stuntz, FS<br>Nate Swift, WR<br>Blake Tiedtke, FS<br>Dane Todd, FB   |
| 1997--<br>(18) | Dan Alexander, LB<br>Eric Anderson, OT<br>Kris Brown, PK<br>Lance Brown, WB<br>Mike Brown, ROV<br>T.J. DeBates, TE<br>Scott Frost, QB<br>Matt Hoskinson, OG/C<br>Adam Julch, OT<br>Chad Kelsay, RE<br>Jeff Lake, SE<br>Billy Legate, FB<br>Joel Makovicka, FB<br>Ted Retzlaff, PK<br>Brian Shaw, SLB<br>Travis Toline, RE<br>Grant Wistrom, RE<br>Jon Zatechka, OG   | 2001--<br>(19) | Judd Davies, FB<br>Gabe Fries, SLB<br>Nick Gragert, FB<br>Troy Hassebroek, WB<br>Jeff Hemje, CB<br>Trevor Johnson, RE<br>Chris Kelsay, RE<br>Phil Peetz, TE<br>Pat Ricketts, CB<br>Kyle Ringenberg, TE<br>Carl Scholting, FS<br>Jeremy Slechta, DT<br>Aaron Terpening, ROV<br>Dave Volk, OT<br>Tracey Wistrom, TE<br>Wes Woodward, CB<br>Demoine Adams, RE<br>Philip Bland, ROV<br>Chad Buller, WLB<br>Joe Chrisman, QB<br>Will Dabbert, TE<br>Judd Davies, FB<br>Troy Hassebroek, WB<br>Trevor Johnson, RE<br>Chris Kelsay, RE<br>John Klem, WB<br>David Kolowski, C<br>Phil Peetz, TE<br>Pat Ricketts, CB<br>Kyle Ringenberg, TE<br>Barrett Ruud, MLB<br>Shane Siegel, CB<br>Chad Sievers, MLB<br>Aaron Terpening, ROV<br>Titus Adams, DE<br>Chad Buller, WLB<br>Judd Davies, FB<br>Sandro DeAngelis, PK<br>Kevin Guse, CB<br>Kellen Huston, CB<br>Trevor Johnson, DE<br>Dusty Keiser, TE<br>Brandon Koch, OG<br>Jack Limbaugh, C<br>Jack O'Holleran, WR<br>Phil Peetz, TE<br>Pat Ricketts, RCB<br>Barrett Ruud, MLB<br>Shane Siegel, SS<br>Chad Sievers, MLB<br>Fred Thorne, CB<br>Curt Tomasevitz, MLB<br>Seth White, CB<br>Andy Wingender, FB<br>Dan Burrow, FS<br>Sandro DeAngelis, PK<br>Garth Glissman, QB<br>Kellen Huston, CB<br>Adam Ickes, LB<br>Joel Jackson, WR<br>Steve Kriewald, FB<br>Nathan Krug, DT<br>Kurt Mann, OL<br>Jeff McBride, DE<br>Jay Moore, DE<br>Jack O'Holleran, WR | 2005--<br>(15) | Lance Brandenburgh, LB<br>Adam Carriker, DE<br>Andy Christensen, OL<br>Jordan Congdon, PK<br>Andy Kadavy, LB<br>Newt Lingenfelter, OL<br>Kurt Mann, C<br>Matt O'Hanlon, DB<br>Todd Peterson, WR<br>J.B. Phillips, TE<br>Zach Potter, DE<br>Brandon Rigoni, FS<br>Andrew Shanle, S<br>Dan Titchener, P<br>Dane Todd, FB<br>Lance Brandenburgh, LB<br>Adam Carriker, DE<br>Andy Christensen, OL<br>Jordan Congdon, PK<br>Andy Kadavy, LB<br>Newt Lingenfelter, OL<br>Kurt Mann, C<br>Matt O'Hanlon, DB<br>Todd Peterson, WR<br>J.B. Phillips, TE<br>Zach Potter, DE<br>Brandon Rigoni, FS<br>Andrew Shanle, S<br>Dan Titchener, P<br>Dane Todd, FB  |
| 1998--<br>(22) | Sean Applegate, WB<br>Kris Brown, PK<br>Lance Brown, WB<br>Mike Brown, ROV<br>Ben Buettenback, LB<br>Jamie Burrow, LB<br>Monte Christo, QB<br>Matt Davison, SE<br>T.J. DeBates, TE<br>Ben Gessford, OG<br>Adam Julch, OT<br>Chad Kelsay, RE<br>Bill Lafleur, P<br>Billy Legate, FB<br>Joel Makovicka, FB<br>Greg McGraw, ROV<br>Brian Shaw, SLB<br>James Sherman, OG<br>Travis Toline, RE<br>Kyle Vanden Bosch, RE<br>Dave Volk, OT<br>Brandt Wade, OG<br>Demoine Adams, RE<br>Sean Applegate, WB<br>Rod Baker, LB<br>Matt Baldwin, C<br>Mike Brown, ROV<br>Jamie Burrow, LB<br>Matt Davison, SE<br>T.J. DeBates, TE<br>Jeff Hemje, CB<br>Julius Jackson, LB<br>Adam Julch, OT<br>Chris Kelsay, RE<br>Ben Kingstom, FB<br>Greg McGraw, FS<br>Willie Miller, FB<br>Chris Moran, CB<br>Dominic Raiola, C<br>Eric Ryan, RE<br>Brian Shaw, LB<br>James Sherman, OG<br>Justin Smith, RE<br>Kyle Vanden Bosch, RE<br>Dave Volk, OT<br>Tracey Wistrom, TE<br>Demoine Adams, RE<br>Tom Beveridge, SE | 2002--<br>(18) | Chad Buller, WLB<br>Joe Chrisman, QB<br>Will Dabbert, TE<br>Judd Davies, FB<br>Troy Hassebroek, WB<br>Trevor Johnson, RE<br>Chris Kelsay, RE<br>John Klem, WB<br>David Kolowski, C<br>Phil Peetz, TE<br>Pat Ricketts, CB<br>Kyle Ringenberg, TE<br>Barrett Ruud, MLB<br>Shane Siegel, CB<br>Chad Sievers, MLB<br>Aaron Terpening, ROV<br>Titus Adams, DE<br>Chad Buller, WLB<br>Judd Davies, FB<br>Sandro DeAngelis, PK<br>Kevin Guse, CB<br>Kellen Huston, CB<br>Trevor Johnson, DE<br>Dusty Keiser, TE<br>Brandon Koch, OG<br>Jack Limbaugh, C<br>Jack O'Holleran, WR<br>Phil Peetz, TE<br>Pat Ricketts, RCB<br>Barrett Ruud, MLB<br>Shane Siegel, SS<br>Chad Sievers, MLB<br>Fred Thorne, CB<br>Curt Tomasevitz, MLB<br>Seth White, CB<br>Andy Wingender, FB<br>Dan Burrow, FS<br>Sandro DeAngelis, PK<br>Garth Glissman, QB<br>Kellen Huston, CB<br>Adam Ickes, LB<br>Joel Jackson, WR<br>Steve Kriewald, FB<br>Nathan Krug, DT<br>Kurt Mann, OL<br>Jeff McBride, DE<br>Jay Moore, DE<br>Jack O'Holleran, WR  | 2006--<br>(15) | Lance Brandenburgh, LB<br>Adam Carriker, DE<br>Andy Christensen, OL<br>Jordan Congdon, PK<br>Andy Kadavy, LB<br>Newt Lingenfelter, OL<br>Kurt Mann, C<br>Matt O'Hanlon, DB<br>Todd Peterson, WR<br>J.B. Phillips, TE<br>Zach Potter, DE<br>Brandon Rigoni, FS<br>Andrew Shanle, S<br>Dan Titchener, P<br>Dane Todd, FB<br>Lance Brandenburgh, LB<br>Adam Carriker, DE<br>Andy Christensen, OL<br>Jordan Congdon, PK<br>Andy Kadavy, LB<br>Newt Lingenfelter, OL<br>Kurt Mann, C<br>Matt O'Hanlon, DB<br>Todd Peterson, WR<br>J.B. Phillips, TE<br>Zach Potter, DE<br>Brandon Rigoni, FS<br>Andrew Shanle, S<br>Dan Titchener, P<br>Dane Todd, FB  |
| 1999--<br>(24) | Sean Applegate, WB<br>Rod Baker, LB<br>Matt Baldwin, C<br>Mike Brown, ROV<br>Jamie Burrow, LB<br>Matt Davison, SE<br>T.J. DeBates, TE<br>Jeff Hemje, CB<br>Julius Jackson, LB<br>Adam Julch, OT<br>Chris Kelsay, RE<br>Ben Kingstom, FB<br>Greg McGraw, FS<br>Willie Miller, FB<br>Chris Moran, CB<br>Dominic Raiola, C<br>Eric Ryan, RE<br>Brian Shaw, LB<br>James Sherman, OG<br>Justin Smith, RE<br>Kyle Vanden Bosch, RE<br>Dave Volk, OT<br>Tracey Wistrom, TE<br>Demoine Adams, RE<br>Tom Beveridge, SE  | 2003--<br>(20) | Chad Buller, WLB<br>Joe Chrisman, QB<br>Will Dabbert, TE<br>Judd Davies, FB<br>Troy Hassebroek, WB<br>Trevor Johnson, RE<br>Chris Kelsay, RE<br>John Klem, WB<br>David Kolowski, C<br>Phil Peetz, TE<br>Pat Ricketts, CB<br>Kyle Ringenberg, TE<br>Barrett Ruud, MLB<br>Shane Siegel, CB<br>Chad Sievers, MLB<br>Aaron Terpening, ROV<br>Titus Adams, DE<br>Chad Buller, WLB<br>Judd Davies, FB<br>Sandro DeAngelis, PK<br>Kevin Guse, CB<br>Kellen Huston, CB<br>Trevor Johnson, DE<br>Dusty Keiser, TE<br>Brandon Koch, OG<br>Jack Limbaugh, C<br>Jack O'Holleran, WR<br>Phil Peetz, TE<br>Pat Ricketts, RCB<br>Barrett Ruud, MLB<br>Shane Siegel, SS<br>Chad Sievers, MLB<br>Fred Thorne, CB<br>Curt Tomasevitz, MLB<br>Seth White, CB<br>Andy Wingender, FB<br>Dan Burrow, FS<br>Sandro DeAngelis, PK<br>Garth Glissman, QB<br>Kellen Huston, CB<br>Adam Ickes, LB<br>Joel Jackson, WR<br>Steve Kriewald, FB<br>Nathan Krug, DT<br>Kurt Mann, OL<br>Jeff McBride, DE<br>Jay Moore, DE<br>Jack O'Holleran, WR  | 2007--<br>(12) | Wes Cammack, WR<br>Ben Eisenhart, FS<br>Victory Haines, OL<br>Josh Mueller, TE<br>Lydon Murtha, OL<br>Todd Peterson, WR<br>J.B. Phillips, TE<br>Andy Sand, FB<br>Matt Senske, FB<br>Dan Titchener, P<br>Tyler Wortman, LB<br>Wes Cammack, WR<br>Joe Ganz, QB<br>Thomas Grove, LB<br>Ryan Hill, TE<br>Marcel Jones, OL<br>Adi Kunalic, PK<br>Blake Lawrence, LB<br>Todd Peterson, WR<br>Clayton Sievers, DE<br>Nate Swift, WR<br>Lance Thorell, DB<br>Dan Titchener, P<br>Tyler Wortman, LB<br>Justin Blatchford, DB<br>Wes Cammack, WR<br>Austin Cassidy, S<br>Andy Christensen, OL<br>Will Compton, LB<br>Ben Cotton, TE<br>Sean Fisher, LB<br>Thomas Grove, LB<br>Ryan Hill, TE<br>Marcel Jones, OL<br>Colton Koehler, LB<br>Adi Kunalic, PK<br>Zac Lee, QB<br>Jay Martin, DE<br>Matt O'Hanlon, S<br>Rex Barrett, OL<br>Rex Burkhead, RB<br>Austin Cassidy, S<br>Ben Cotton, TE<br>Tyrone Fahie, DE<br>Thomas Grove, LB<br>Ryan Hill, LB<br>Adi Kunalic, PK |
| 2000--<br>(20) |  | 2004--<br>(21) |   | 2008--<br>(13) |   |
|                |  |                |   | 2009--<br>(15) |   |
|                |  |                |   | 2010--<br>(13) |   |

|                                   |  |                        |  |                        |   |
|-----------------------------------|--|------------------------|--|------------------------|---|
|                                   | Blake Lawrence, LB<br>Zac Lee, QB<br>Tyler Legate, FB<br>Jay Martin, FB<br>Brent Qvale, OL   |                        |  |                        |   |
| <b>Academic All-Big Ten (506)</b> |  |                        |  |                        |   |
| <b>2011--<br/>(27)</b>            | Justin Blatchford, S<br>Rex Burkhead, LB<br>Austin Cassidy, S<br>Will Compton, LB<br>Corey Cooper, S<br>Ben Cotton, TE<br>Jake Cotton, OL<br>Jon Damkroger, P<br>Jim Ebke, LB<br>Tyler Evans, WR<br>Sean Fisher, LB<br>Harvey Jackson, S<br>Marcel Jones, OL<br>Tyler Legate, FB<br>Luke Lingenfelter, OL<br>Jake Long, TE<br>Spencer Long, OL<br>Jay Martin, TE<br>Josh Mitchell, CB<br>Brent Qvale, OL<br>Wil Richards, S<br>Trevor Roach, LB<br>Andrew Rodriguez, OL<br>Baker Steinkuhler, DT<br>Kevin Thomsen, TE<br>Lance Thorell, DB<br>C.J. Zimmerer, FB                    | <b>2014--<br/>(21)</b> | Jeremiah Sirles, OL<br>Zach Sterup, OL<br>David Sutton, TE<br>Jordan Westerkamp, WR<br>C.J. Zimmerer, FB<br>Ameer Abdullah, LB<br>Josh Banderas, LB<br>Maliek Collins, DT<br>Jake Cotton, OL<br>Sam Cotton, TE<br>Joey Felici, DB<br>Kevin Gladney, WR<br>Greg Hart, TE<br>Lane Hovey, WR<br>Harrison Jordan, FB<br>Alex Lewis, OT<br>Josh Mitchell, CB<br>Mike Moudy, OG<br>Mark Pelini, C<br>Givens Price, OT<br>Ryne Reeves, C<br>Brandon Reilly, WR<br>Trevor Roach, LB<br>David Sutton, TE<br>Chris Weber, LB<br>Jordan Westerkamp, WR<br>Freedom Akinmoladun, DE<br>Taariq Allen, WR<br>Josh Banderas, LB<br>Byerson Cockrell, S<br>Maliek Collins, DT<br>Sam Cotton, TE<br>Jerald Foster, OL<br>Luke Gifford, LB<br>Sam Hahn, OL<br>Lane Hovey, WR<br>Chris Jones, CB<br>Joshua Kalu, CB<br>Harrison Jordan, FB<br>Chris Long, OL<br>Luke McNitt, TE<br>Ryne Reeves, C<br>Brandon Reilly, WR<br>Anthony Ridder, DB<br>Mick Stoltenberg, DT<br>David Sutton, TE<br>Dylan Utter, OL<br>Chris Weber, LB<br>Freedom Akinmoladun, DE | <b>2018--<br/>(36)</b> | Todd Honas, WR<br>Tyler Hoppes, TE<br>Matt Jarzynka, DL<br>Grant Jordan, LB<br>Harrison Jordan, FB<br>Spencer Jordan, FB<br>Joshua Kalu, DB<br>Bo Kitrell, TE<br>Jake Kitten, OL<br>Sean Lambert, RB<br>Joel Lopez, DL<br>Wyatt Mazour, IB<br>Collin Miller, LB<br>Gabe Rahn, WR<br>John Raridon, OL<br>Johnny Richard, WR<br>Brandon Robbins, WR<br>Austin Rose, IB<br>Matt Snyder, C<br>Ben Stille, LB<br>Jack Stoll, TE<br>Mick Stoltenberg, DL<br>Eli Sullivan, DB<br>Chris Weber, LB<br>Jacob Weinmaster, LB<br>Keyan Williams, WR<br>Boe Wilson, OL<br>Conor Young, WR<br>Austin Allen, TE<br>Fyn Anderson, DL<br>Mohamed Barry, LB<br>Christian Banker, WR<br>Andrew Bunch, QB<br>Bradley Bunner, DB<br>Tony Butler, DB<br>Ty Chaffin, WR<br>Matt Farniok, OL<br>Jerald Foster, OL<br>Cole Frahm, PK<br>Todd Honas, WR<br>Trent Hixson, OL<br>Damian Jackson, DL<br>Matt Jarzynka, DL<br>Grant Jordan, LB<br>Spencer Jordan, LB<br>Reid Karel, DB<br>Bo Kitrell, RB<br>Ben Lingenfelter, DL<br>Wyatt Mazour, RB<br>Hunter Miller, OL<br>Jordan Paup, LB<br>Bryan Reimers, WR<br>Brandon Robbins, WR<br>Austin Rose, RB<br>Matt Sichterman, OL<br>Ben Stille, DL<br>Jack Stoll, TE<br>Mick Stoltenberg, DL<br>Eli Sullivan, DB<br>Andrew Thurman, WR<br>Kade Warner, WR<br>Jacob Weinmaster, LB<br>Boe Wilson, OL<br>Conor Young, WR<br>Austin Allen, TE<br>David Alston, LB<br>Fyn Anderson, DL<br>Christian Banker, WR<br>Mohamed Barry, LB<br>Andrew Bunch, QB<br>Bradley Bunner, CB<br>Tony Butler, CB<br>Chris Cassidy, LB<br>Ty Chaffin, WR<br>Matt Farniok, OL<br>Will Farniok, OL<br>Colton Feist, DL<br>Bennett Folkers, WR<br>Trent Hixson, OL<br>Todd Honas, WR<br>Will Honas, LB<br>Damian Jackson, DL<br>Brenden Jaimes, OL<br>Joseph Johnson, LB<br>Miles Jones, WR<br>Cameron Jurgens, OL<br>Reid Karel, S |
| <b>2012--<br/>(28)</b>            | Taariq Allen, WR<br>Kenny Anderson, DT<br>Justin Blatchford, S<br>Rex Burkhead, LB<br>Sam Burtch, WR<br>Brandon Chapek, OL<br>Will Compton, LB<br>Ben Cotton, TE<br>Jake Cotton, OL<br>Taylor Dixon, WR<br>Tyler Evans, WR<br>Sean Fisher, LB<br>Micah Kreikemeier, LB<br>Jake Long, TE<br>Spencer Long, OL<br>Conor McDermott, TE<br>Josh Mitchell, CB<br>Mike Moudy, OL<br>Mark Pelini, OL<br>Givens Price, OL<br>Brent Qvale, OL<br>Ryne Reeves, OL<br>Wil Richards, S<br>Trevor Roach, LB<br>Baker Steinkuhler, DT<br>Zach Sterup, OL<br>David Sutton, TE<br>C.J. Zimmerer, FB | <b>2016--<br/>(25)</b> | Josh Banderas, LB<br>Mohamed Barry, LB<br>Cole Conrad, OL<br>Sam Cotton, TE<br>Michael Decker, OL<br>Jerald Foster, OL<br>Sam Hahn, OL<br>Tyler Hoppes, TE<br>David Knevel, OL<br>Spencer Lindsay, PK<br>Luke McNitt, FB<br>Graham Nabity, FB<br>A.J. Natter, DE<br>Robby Painter, OL<br>Gabe Rahn, WR<br>Logan Rath, DT<br>Brandon Reilly, WR<br>Mick Stoltenberg, DL<br>Jamie Sutcliffe, PK<br>Dylan Utter, OL<br>Chris Weber, LB<br>Jordan Westerkamp, WR<br>Dedrick Young II, LB<br>Tanner Zlab, DB<br>Fyn Anderson, DL<br>Mohamed Barry, LB<br>Dicaprio Bootle, DB<br>Ty Chaffin, WR<br>Brett Classen, WR<br>Thomas Connely, LB<br>Zack Darlington, WR<br>Michael Decker, OL<br>JoJo Domann, DB<br>Erik Evans, DL<br>Matt Farniok, OL<br>Jerald Foster, OL<br>Tanner Hass, RB<br>Branden Hohenstein, TE   | <b>2019--<br/>(48)</b> |   |
| <b>2013--<br/>(30)</b>            | Ameer Abdullah, LB<br>Taariq Allen, WR<br>Sam Burtch, WR<br>Brandon Chapek, OL<br>Jake Cotton, OL<br>Sam Cotton, TE<br>Scott Criss, OL<br>Imani Cross, LB<br>Tyler Evans, WR<br>Andrew Green, S<br>Lane Hovey, WR<br>Charles Jackson, S<br>Jake Long, TE<br>Spencer Long, OL<br>Greg McMullen, DE<br>Josh Mitchell, CB<br>Mike Moudy, OL<br>Mark Pelini, OL<br>Cole Pensick, OL<br>Givens Price, OL<br>Brent Qvale, OL<br>Ryne Reeves, OL<br>Brandon Reilly, WR<br>Wil Richards, S<br>Michael Rose, LB   | <b>2017--<br/>(42)</b> |  |                        |   |

|                       |                        |                          |                          |                             |
|-----------------------|------------------------|--------------------------|--------------------------|-----------------------------|
| 2020--<br>(62)        | Bryson Krull, TE       | 2021--<br>(57)           | Austin Allen, TE         | Wyatt Liewer, WR            |
|                       | Ben Lingenfelter, DL   | Jake Archer, LB          | Trevin Luben, RB         | Seth Malcom, LB             |
|                       | Adrian Martinez, QB    | Broc Bando, OL           | Brant Banks, OL          | Joey Mancino, OL            |
|                       | Wyatt Mazour, RB       | Brant Banks, OL          | Bryce Benhart, OL        | Matt Masker, QB             |
|                       | Lane McCallum, S/PK    | Nate Boerkircher, TE     | Nate Boerkircher, TE     | Eteva Mauga-Clements, LB    |
|                       | Hunter Miller, OL      | Elliott Brown, WR        | Elliott Brown, WR        | Evan Meyersick, TE          |
|                       | Cade Mueller, LS       | Chris Cassidy, LB        | Chris Cassidy, LB        | Barron Miles Jr., WR        |
|                       | Simon Otte, LB         | Daniel Cerni, P          | Daniel Cerni, P          | Ezra Miller, OL             |
|                       | Jordan Paup, LB        | Levi Falck, WR           | Levi Falck, WR           | Riley Moses, OL             |
|                       | Brian Perez, TE        | Colton Feist, DL         | Colton Feist, DL         | Mosai Newsom, DL            |
|                       | Barret Pickering, PK   | Isaac Gifford, DB        | Isaac Gifford, DB        | Nouredin Nouili, OL         |
|                       | Cameron Pieper, LS     | John Goodwin, TE         | John Goodwin, TE         | Simon Otte, LB              |
|                       | Casey Rogers, DL       | Blaise Gunnerson, LB     | Blaise Gunnerson, LB     | Cameron Pieper, LS          |
|                       | Connor Ruth, RB        | Ty Hahn, WR              | Ty Hahn, WR              | Ethan Piper, OL             |
|                       | Corbin Ruth, RB        | Gabe Heins, PK           | Gabe Heins, PK           | Beau Psencik, RB            |
|                       | Matt Sichterman, OL    | Nick Henrich, LB         | Nick Henrich, LB         | Luke Reimer, LB             |
|                       | Ben Stille, DL         | Jacob Herbek, TE         | Jacob Herbek, TE         | AJ Rollins, TE              |
|                       | Jack Stoll, TE         | Trent Hixson, OL         | Trent Hixson, OL         | Beau Schaller, OL           |
|                       | Eli Sullivan, S        | Will Honas, LB           | Will Honas, LB           | Ryan Schommer, LB           |
|                       | Noah Vedral, QB        | Garrett Hustedt, LB      | Garrett Hustedt, LB      | Matthew Schuster, RB        |
|                       | Matt Waldoch, PK       | Nash Hutmacher, DL       | Nash Hutmacher, DL       | Logan Smothers, QB          |
|                       | Kade Warner, WR        | Damian Jackson, LB       | Damian Jackson, LB       | Garrett Snodgrass, LB       |
|                       | Tate Wildeman, DL      | Cameron Jurgens, OL      | Cameron Jurgens, OL      | Noah Stafursky, OL          |
|                       | Boe Wilson, OL         | Wyatt Liewer, WR         | Wyatt Liewer, WR         | Grant Tagge, LB             |
|                       | Austin Allen, TE       | Trevin Luben, RB         | Trevin Luben, RB         | Travis Vokolek, TE          |
|                       | David Alston, LB       | Adrian Martinez, QB      | Adrian Martinez, QB      | Zach Weinmaster, WR         |
|                       | Jake Archer, LB        | Eteva Mauga-Clements, LB | Eteva Mauga-Clements, LB | Camden Witucki, LS          |
|                       | Christian Banker, WR   | Lane McCallum, DB        | Lane McCallum, DB        | Jake Appleget, TE           |
|                       | Brant Banks, OL        | Keegan Menning, OL       | Keegan Menning, OL       | Bryce Benhart, OL           |
|                       | Brig Banks, LS         | Barron Miles Jr., WR     | Barron Miles Jr., WR     | Timmy Bleekrode, PK         |
|                       | Bryce Benhart, OL      | Ezra Miller, OL          | Ezra Miller, OL          | Nate Boerkircher, TE        |
|                       | Ian Boerkircher, OL    | Cade Mueller, LS         | Cade Mueller, LS         | Michael Booker III, LB      |
|                       | Bradley Bunner, CB     | Garrett Nelson, LB       | Garrett Nelson, LB       | Derek Branch, DB            |
|                       | Chris Cassidy, LB      | Mason Niemann, DB        | Mason Niemann, DB        | Elliott Brown, WR           |
|                       | Ty Chaffin, WR         | Will Nixon, WR           | Will Nixon, WR           | Ru'Quan Buckley, DL         |
|                       | Grant Detlefsen, P     | Nouredin Nouili, OL      | Nouredin Nouili, OL      | Grant Buda, LB              |
|                       | Matt Farniok, OL       | Simon Otte, LB           | Simon Otte, LB           | Marques Buford Jr., DB      |
|                       | Will Farniok, LB       | Cameron Pieper, LS       | Cameron Pieper, LS       | Alex Bullock, WR            |
|                       | Colton Feist, DL       | Ethan Piper, OL          | Ethan Piper, OL          | Brian Buschini, P           |
|                       | Bennett Folkers, WR    | Beau Psencik, RB         | Beau Psencik, RB         | Turner Corcoran, OL         |
|                       | Jimmy Fritzsche, OL    | Luke Reimer, LB          | Luke Reimer, LB          | Justin Evans, OL            |
|                       | John Goodwin, TE       | Jordan Riley, DL         | Jordan Riley, DL         | Thomas Fidone II, TE        |
|                       | Keem Green, DL         | Casey Rogers, DL         | Casey Rogers, DL         | Isaiah Garcia-Castaneda, WR |
|                       | Tyson Guzman, DB       | Ryan Schommer, LB        | Ryan Schommer, LB        | Mikai Gbayor, LB            |
|                       | Gabe Heins, PK         | Marvin Scott III, RB     | Marvin Scott III, RB     | Isaac Gifford, DB           |
|                       | Nick Henrich, LB       | Sam Shurtleff, LB        | Sam Shurtleff, LB        | John Goodwin, TE            |
| Jacob Herbek, DL      | Matt Sichterman, OL    | Matt Sichterman, OL      | Blaise Gunnerson, DL     |                             |
| Trent Hixson, OL      | Logan Smothers, QB     | Logan Smothers, QB       | Heinrich Haarberg, QB    |                             |
| Will Honas, LB        | Garrett Snodgrass, LB  | Garrett Snodgrass, LB    | Ty Hahn, WR              |                             |
| Garrett Hustedt, LB   | Noah Stafursky, OL     | Noah Stafursky, OL       | Malcolm Hartzog Jr., DB  |                             |
| Austin Jablonski, TE  | Ben Stille, DL         | Ben Stille, DL           | Nick Henrich, LB         |                             |
| Damian Jackson, DL    | Grant Tagge, LB        | Grant Tagge, LB          | Jacob Herbek, DL         |                             |
| Brenden Jaimes, OL    | Travis Vokolek, TE     | Travis Vokolek, TE       | Jacob Hohl, P            |                             |
| Cameron Jurgens, OL   | Zach Weinmaster, RB    | Zach Weinmaster, RB      | Nash Hutmacher, DL       |                             |
| Wyatt Liewer, WR      | Tate Wildeman, LB      | Tate Wildeman, LB        | Emmett Johnson, RB       |                             |
| Ben Lingenfelter, DL  | Camden Witucki, LS     | Camden Witucki, LS       | Randolph Kpai, LB        |                             |
| Adrian Martinez, QB   | Jake Archer, LB        | Jake Archer, LB          | Luke Lindenmeyer, TE     |                             |
| Luke McCaffrey, QB    | Broc Bando, OL         | Broc Bando, OL           | Trevin Luben, RB         |                             |
| Lane McCallum, OLB    | Brant Banks, OL        | Brant Banks, OL          | Henry Lutovsky, OL       |                             |
| Cade Mueller, LS      | Bryce Benhart, OL      | Bryce Benhart, OL        | Tamon Lynum, DB          |                             |
| Garrett Nelson, LB    | Nate Boerkircher, TE   | Nate Boerkircher, TE     | Roman Mangini, WR        |                             |
| Mosai Newsom, DL      | Michael Booker III, LB | Michael Booker III, LB   | Barron Miles Jr., WR     |                             |
| Simon Otte, LB        | Derek Branch, DB       | Derek Branch, DB         | Nouredin Nouili, OL      |                             |
| Brian Perez, TE       | Koby Bretz, DB         | Koby Bretz, DB           | Spencer Pankratz, PK     |                             |
| Cameron Pieper, LS    | Elliott Brown, WR      | Elliott Brown, WR        | Dylan Parrott, OL        |                             |
| Ethan Piper, OL       | Ru'Quan Buckley, DL    | Ru'Quan Buckley, DL      | Ethan Piper, OL          |                             |
| Noa Pola-Gates, DB    | Grant Buda, LB         | Grant Buda, LB           | Teddy Prochazka, OL      |                             |
| Luke Reimer, LB       | Marques Buford Jr., DB | Marques Buford Jr., DB   | Chubba Purdy, QB         |                             |
| Eli Richter, LB       | Alex Bullock, WR       | Alex Bullock, WR         | Luke Reimer, LB          |                             |
| Casey Rogers, DL      | Blake Closman, DB      | Blake Closman, DB        | AJ Rollins, DL           |                             |
| Connor Ruth, RB       | Turner Corcoran, OL    | Turner Corcoran, OL      | Garrett Snodgrass, LB    |                             |
| Corbin Ruth, RB       | Colton Feist, DL       | Colton Feist, DL         | Gage Stenger, LB         |                             |
| Phalen Sanford, DB    | Thomas Fidone II, TE   | Thomas Fidone II, TE     | Brodie Tagaloa, DL       |                             |
| Zach Schlager, LB     | Isaac Gifford, DB      | Isaac Gifford, DB        | Grant Tagge, LB          |                             |
| Ryan Schommer, LB     | John Goodwin, TE       | John Goodwin, TE         | Kaine Williams, LB       |                             |
| Sam Shurtleff, LB     | Blaise Gunnerson, LB   | Blaise Gunnerson, LB     | Camden Witucki, LS       |                             |
| Matt Sichterman, OL   | Heinrich Haarberg, QB  | Heinrich Haarberg, QB    |                          |                             |
| Garrett Snodgrass, LB | Ty Hahn, WR            | Ty Hahn, WR              |                          |                             |
| Noah Stafursky, OL    | Isaiah Harris, RB      | Isaiah Harris, RB        |                          |                             |
| Ben Stille, DL        | Gabe Heins, PK         | Gabe Heins, PK           |                          |                             |
| Jack Stoll, TE        | Nick Henrich, LB       | Nick Henrich, LB         |                          |                             |
| Travis Vokolek, TE    | Jacob Herbek, DL       | Jacob Herbek, DL         |                          |                             |
| Kade Warner, WR       | Trent Hixson, OL       | Trent Hixson, OL         |                          |                             |
| Zach Weinmaster, RB   | Nash Hutmacher, DL     | Nash Hutmacher, DL       |                          |                             |
| Tate Wildeman, DL     | Chris Kolarevic, LB    | Chris Kolarevic, LB      |                          |                             |
| Boe Wilson, OL        | Randolph Kpai, LB      | Randolph Kpai, LB        |                          |                             |

## Nebraska Football Special Awards

**Tom Novak Award** -- Established by J. Gordon Roberts in 1950, is presented to the senior who "best exemplifies courage and determination despite all odds in the manner of Nebraska All-America center Tom Novak." Sportswriters and broadcasters vote on the award, which is presented at the Outland Trophy banquet in Omaha.

### All-Time Winners

|        |                                    |
|--------|------------------------------------|
| 1950-- | Charles Toogood, T                 |
| 1951-- | Frank Simon, E                     |
| 1952-- | Ed Husmann, T                      |
| 1953-- | Ted Connor, T                      |
| 1954-- | Bob Wagner, G                      |
| 1955-- | Rex Fischer, HB                    |
| 1956-- | LaVerne Torczon, G                 |
| 1957-- | Jerry Brown, FB                    |
| 1958-- | Dick McCashland, FB                |
| 1959-- | Harry Tolly, QB                    |
| 1960-- | Pat Fischer, QB                    |
| 1961-- | Don Purcell, E                     |
| 1962-- | Dwain Carlson, G                   |
| 1963-- | Dennis Claridge, QB                |
| 1964-- | Lyle Sittler, C                    |
| 1965-- | Tony Jeter, E                      |
| 1966-- | Larry Wachholtz, DB                |
| 1967-- | Wayne Meylan, MG                   |
| 1968-- | Ernie Sigler, QB                   |
| 1969-- | Al Larson, DB                      |
| 1970-- | Joe Orduna, HB                     |
| 1971-- | Jeff Kinney, HB                    |
| 1972-- | Rich Glover, MG                    |
| 1973-- | John Bell, MG                      |
| 1974-- | Tom Ruud, LB                       |
| 1975-- | Tony Davis, FB                     |
| 1976-- | Clete Pillen, LB                   |
| 1977-- | Monte Anthony, FB                  |
| 1978-- | Rick Berns, IB                     |
| 1979-- | Tim Wurth, RB                      |
| 1980-- | Jeff Quinn, QB                     |
| 1981-- | Mark Mauer, QB                     |
| 1982-- | Steve McWhirter, LB                |
| 1983-- | Turner Gill, QB                    |
| 1984-- | Craig Sundberg, QB                 |
| 1985-- | Travis Turner, QB                  |
| 1986-- | Marc Munford, LB                   |
| 1987-- | Von Sheppard, WB                   |
| 1988-- | Todd Millikan, TE                  |
| 1989-- | Mike Murray, MG                    |
| 1990-- | Kenny Walker, DT                   |
| 1991-- | Keithen McCant, QB                 |
| 1992-- | Lance Lewis, FB                    |
| 1993-- | John Reece, FS                     |
| 1994-- | Matt Shaw, TE                      |
| 1995-- | Tommie Frazier, QB                 |
| 1996-- | Mike Minter, ROV                   |
| 1997-- | Scott Frost, QB                    |
| 1998-- | Monte Christo, QB                  |
| 1999-- | Adam Julch, OT                     |
| 2000-- | Troy Watchorn, FS                  |
| 2001-- | John Gibson, WB                    |
| 2002-- | John Garrison, C                   |
| 2003-- | Jason Lohr, DT; Jammal Lord, QB    |
| 2004-- | Jake Andersen, OL                  |
| 2005-- | Cory Ross, IB                      |
| 2006-- | Greg Austin, OG                    |
| 2007-- | Cortney Grixby, CB                 |
| 2008-- | Joe Ganz, QB                       |
| 2009-- | Phillip Dillard, LB                |
| 2010-- | Rickey Thenarase, S                |
| 2011-- | Mike Caputo, C; Terrence Moore, DL |
| 2012-- | Sean Fisher, LB                    |
| 2013-- | Ron Kellogg III, QB                |
| 2014-- | Trevor Roach, LB                   |
| 2015-- | Andy Janovich, FB                  |
| 2016-- | Tommy Armstrong Jr., QB            |

|        |                     |
|--------|---------------------|
| 2017-- | Chris Weber, LB     |
| 2018-- | Devine Ozigbo, RB   |
| 2019-- | Mohamed Barry, LB   |
| 2020-- | Collin Miller, LB   |
| 2021-- | JoJo Domann, Nickel |
| 2022-- | Caleb Tannor, DE    |
| 2023-- | Nick Henrich, LB    |

**Guy Chamberlin Trophy** -- Presented at the Outland Trophy banquet in Omaha. The award was inaugurated in 1967 in memory of the former great Nebraska All-America football player who went to both the college and pro halls of fame. It is presented to the senior player who has shown by the play and contributions to the betterment of the University of Nebraska football squad that he has the qualities and dedication of Guy Chamberlin to the Cornhusker tradition.

Lincoln radio station KFOR donated the permanent trophy and each recipient receives a replica through funds contributed by the Chamberlin family and the Champ's many friends following his death in 1967. The Chamberlin Memorial Fund is administered by the University of Nebraska Foundation. Sportswriters and broadcasters who cover all Nebraska games vote on the award.

### All-Time Winners

|        |                       |
|--------|-----------------------|
| 1967-- | Marv Mueller, S       |
| 1968-- | Ernie Sigler, QB      |
| 1969-- | Dana Stephenson, DB   |
| 1970-- | Guy Ingles, SE        |
| 1971-- | Jeff Kinney, HB       |
| 1972-- | Rich Glover, MB       |
| 1973-- | Maurly Damkroger, FB  |
| 1974-- | Ritch Bahe, SE        |
| 1975-- | Bob Martin, DE        |
| 1976-- | Clete Pillen, DB      |
| 1977-- | Ed Burns, QB          |
| 1978-- | Rick Berns, IB        |
| 1979-- | Tim Smith, SE         |
| 1980-- | Jarvis Redwine, IB    |
| 1981-- | Anthony Steels, WB    |
| 1982-- | Dave Rimington, C     |
| 1983-- | Dean Steinkuhler, OG  |
| 1984-- | Shane Swanson, WB     |
| 1985-- | Jim Skow, DT          |
| 1986-- | Chris Spachman, DT    |
| 1987-- | Jeff Jamrog, DE       |
| 1988-- | Mark Blazek, FS       |
| 1989-- | Gerry Gdowski, QB     |
| 1990-- | Pat Tyrance, LB       |
| 1991-- | Pat Engelbert, DT     |
| 1992-- | Will Shields, OG      |
| 1993-- | Trev Alberts, OLB     |
| 1994-- | Terry Connealy, DT    |
| 1995-- | Aaron Graham, C       |
| 1996-- | Jared Tomich, RE      |
| 1997-- | Grant Wistrom, RE     |
| 1998-- | Joel Makovicka, FB    |
| 1999-- | Mike Brown, ROV       |
| 2000-- | Dan Alexander, IB     |
| 2001-- | Eric Crouch, QB       |
|        | Tracey Wistrom, TE    |
| 2002-- | DeJuan Groce, CB      |
| 2003-- | Demorrio Williams, LB |
| 2004-- | Barrett Ruud, LB      |
| 2005-- | Sam Koch, P           |
| 2006-- | Zac Taylor, QB        |
| 2007-- | Bo Ruud, LB           |
| 2008-- | Nate Swift, WR        |
| 2009-- | Ndamukong Suh, DT     |
| 2010-- | Alex Henery, PK       |
| 2011-- | Lavonte David, LB     |
| 2012-- | Rex Burkhead, IB      |
| 2013-- | Jeremiah Sirles, OT   |
| 2014-- | Ameer Abdullah, IB    |
| 2015-- | Jack Gangwish, DE     |

|        |                        |
|--------|------------------------|
| 2016-- | Jordan Westerkamp, WR  |
| 2017-- | Drew Brown, PK         |
| 2018-- | Stanley Morgan Jr., WR |
| 2019-- | Lamar Jackson, CB      |
| 2020-- | Dicaprio Bootle, CB    |
| 2021-- | Austin Allen, TE       |
| 2022-- | Travis Vokolek, TE     |
| 2023-- | Luke Reimer, LB        |

### All-Time Boyd Epley Lifters of the Year

|        |  |
|--------|--|
| 1974-- | Rik Bonness, C                           |
| 1975-- | Rik Bonness, C                           |
| 1976-- | Rod Horn, DT                             |
| 1977-- | Lawrence Cooley, OG<br>I.M. Hipp, IB     |
| 1978-- | Kelvin Clark, OT                         |
| 1979-- | Bill Barnett, DT<br>John Havekost, OG    |
| 1980-- | Russell Gary, DB                         |
| 1981-- | Dave Rimington, C                        |
| 1982-- | Mitch Krenk, TE                          |
| 1983-- | Mike Tranmer, MG                         |
| 1984-- | Jeff Smith, IB                           |
| 1985-- | Jim Skow, DT                             |
| 1986-- | Danny Noonan, MG<br>Chris Spachman, DT   |
| 1987-- | Neil Smith, DT                           |
| 1988-- | Andy Keeler, OG                          |
| 1989-- | Mike Murray, MG                          |
| 1990-- | Curtis Cotton, SS                        |
| 1991-- | Mike Anderson, LB                        |
| 1992-- | John Parrella, DT                        |
| 1993-- | Cory Schlesinger, FB<br>Donta Jones, OLB |
| 1994-- | Donta Jones, OLB                         |
| 1995-- | Mark Gilman, TE                          |
| 1996-- | Jared Tomich, RE                         |
| 1997-- | Dan Alexander, IB                        |
| 1998-- | Chad Kelsay, RE                          |
| 1999-- | Kyle Vanden Bosch, RE                    |
| 2000-- | Kyle Vanden Bosch, RE                    |
| 2001-- | Jon Dawson, OG                           |
| 2002-- | Demoine Adams, RE                        |
| 2003-- | Trevor Johnson, RE                       |
| 2004-- | Adam Carriker, DE                        |
| 2005-- | Seppo Ewara, OL                          |
| 2006-- | Brandon Rigoni, DB                       |
| 2007-- | Ty Steinkuhler, DT                       |
| 2008-- | Matt Slauson, OG<br>Ndamukong Suh, DT    |
| 2009-- | Jared Crick, DT                          |
| 2010-- | Rex Burkhead, IB                         |
| 2011-- | Rex Burkhead, IB<br>Lavonte David, LB    |
| 2012-- | Ameer Abdullah, IB<br>Justin Jackson, C  |
| 2013-- | Ameer Abdullah, IB                       |
| 2014-- | Jack Gangwish, DE                        |
| 2015-- | Andy Janovich, FB                        |
| 2016-- | Luke McNitt, FB                          |
| 2017-- | Carlos Davis, DL                         |
| 2018-- | Devine Ozigbo, RB                        |
| 2019-- | Cam Taylor-Britt, DB                     |
| 2020-- | No Award (Covid-19)                      |
| 2021-- | Cam Jurgens, C<br>Travis Vokolek, TE     |
| 2022-- | Garrett Nelson, EDGE                     |

**Cletus Fischer Native Son Award** - Named in honor of a former NU assistant coach, this award is presented annually to the senior player selected by the Husker coaches, who best exemplifies the following qualities: good work ethic; competitiveness; leadership; forthrightness; sense of humor; pride; loyalty and love of Nebraska. This honor is awarded at the Outland Trophy banquet in Omaha.

### All-Time Winners

|        |                                      |
|--------|--------------------------------------|
| 1991-- | Pat Engelbert, DT                    |
| 1992-- | Jim Scott, C                         |
| 1993-- | Ken Mehlin, OG                       |
| 1994-- | Terry Connealy, DT                   |
| 1995-- | Clester Johnson, WB                  |
| 1996-- | Jon Hesse, LB                        |
| 1997-- | Matt Hoskinson, OG/C                 |
| 1998-- | Chad Kelsay, RE                      |
| 1999-- | Brian Shaw, LB                       |
| 2000-- | Russ Hochstein, OG                   |
| 2001-- | Jeremy Slechta, DT<br>Dave Volk, OT  |
| 2002-- | Chris Kelsay, RE                     |
| 2003-- | Trevor Johnson, DE<br>Kyle Larson, P |
| 2004-- | Steve Kriewald, FB                   |
| 2005-- | Titus Adams, DT                      |
| 2006-- | Dane Todd, FB                        |
| 2007-- | Ben Eisenhart, S                     |
| 2008-- | Todd Peterson, WR                    |
| 2009-- | Matt O'Hanlon, S                     |
| 2010-- | Niles Paul, WR                       |
| 2011-- | Jared Crick, DT                      |
| 2012-- | Baker Steinkuhler, DT                |
| 2013-- | Cole Pensick, OL                     |
| 2014-- | Jake Cotton, OL                      |
| 2015-- | Ryne Reeves, C                       |
| 2016-- | Josh Banderas, LB<br>Sam Foltz, P    |
| 2017-- | Luke McNitt, FB                      |
| 2018-- | Mick Stoltenberg, DT                 |
| 2019-- | Wyatt Mazour, RB                     |
| 2020-- | Ben Stille, DE                       |
| 2021-- | Ben Stille, DE                       |
| 2022-- | Matt Masker, QB                      |
| 2023-- | Ethan Piper, OG                      |

**Pat Clare Award** - Presented in recognition of the player who has best exemplified the commitment and courage to overcome injury, while at the same time serving as an inspiration to his teammates in his return to the field.

### All-Time Winners

|        |   |
|--------|---|
| 2009-- | Barry Turner, DE                              |
| 2010-- | Ricky Henry, OL                               |
| 2011-- | Marcel Jones, OL                              |
| 2012-- | Justin Jackson, OL                            |
| 2013-- | Taariq Allen, WR                              |
| 2014-- | Trevor Roach, LB                              |
| 2015-- | Ryne Reeves, OL                               |
| 2016-- | De'Mornay Pierson-El, WR                      |
| 2017-- | Chris Jones, DB                               |
| 2018-- | Luke Gifford, OLB                             |
| 2019-- | Jack Stoll, TE                                |
| 2021-- | Deontai Williams, S                           |
| 2022-- | Colton Feist, DL<br>Chancellor Brewington, TE |

**The Cornhusker** - Presented to a player who started his Nebraska career as a walk-on and made the largest contribution to the team in his last season of eligibility.

### All-Time Winners

|        |                   |
|--------|-------------------|
| 2021-- | Levi Falck, WR    |
| 2022-- | Trent Hixson, OL  |
| 2023-- | Phalen Sanford, S |

# Nebraska Captains

|           |                         |        |                       |        |                        |
|-----------|-------------------------|--------|-----------------------|--------|------------------------|
| 1890--    | Ebenezer E. Mockett*    | 1963-- | Dennis Claridge, QB   | 1990-- | Reggie Cooper, SS      |
| 1891--    | James H. Johnston, E**  |        | John Kirby, G         |        | David Edeal, C         |
| 1892--    | James H. Johnston, E    | 1964-- | Lyle Sittler, C       |        | Pat Tyrance, LB        |
| 1893--    | Ike E. Pace, QB         |        | Bobby Hohn, HB        |        | Jim Wanek, OG          |
| 1894--    | George H. Dern, G       | 1965-- | Frank Solich, FB      | 1991-- | Pat Engelbert, MG      |
| 1895--    | Wilmer W. Wilson, G     |        | Mike Kennedy, LB      |        | Mickey Joseph, QB      |
| 1896--    | Orley B. Thorpe, QB     | 1966-- | Bob Churchich, QB     |        | Tyrone Legette, CB     |
| 1897--    | George C. Shedd, FB     |        | Larry Wachholtz, S    |        | Erik Wiegert, OT       |
| 1898--    | William C. Melford, C   | 1967-- | Ben Gregory, HB       | 1992-- | Travis Hill, OLB       |
| 1899--    | Charles E. Williams, HB |        | Marv Mueller, S       |        | John Parrella, DT      |
| 1900--    | Fred Brew, G            | 1968-- | Tom Penney, SE        |        | Jim Scott, C           |
| 1901--    | John Westover, T        |        | Jim Hawkins, CB       |        | William Washington, TE |
| 1902--    | John Westover, T        | 1969-- | Mike Green, FB        | 1993-- | Trev Alberts, OLB      |
| 1903--    | Johnny R. Bender, HB    |        | Dana Stephenson, CB   |        | Gerald Armstrong, TE   |
| 1904--    | Maurice Benedict, QB    | 1970-- | Dan Schneiss, FB      |        | Lance Lundberg, OT     |
| 1905--    | Charles T. Borg, C      |        | Jerry Murtaugh, LB    |        | Kevin Ramaekers, DT    |
| 1906--    | John G. Mason, T        | 1971-- | Jerry Tagge, QB       | 1994-- | John Reece, CB         |
| 1907--    | John H. Weller, HB      |        | Jim Anderson, CB      |        | Terry Connealy, DT     |
| 1908--    | J.B. Harvey, E          | 1972-- | Doug Dumler, C        |        | Ed Stewart, LB         |
| 1909--    | O.A. Beltzer, HB        |        | Bill Janssen, OT      |        | Zach Wiegert, OT       |
| 1910--    | LeRoy Temple, T         | 1973-- | Daryl White, OT       | 1995-- | Rob Zatechka, OT       |
| 1911--    | Sylvester V. Shonka, T  |        | John Dutton, DT       |        | Phil Ellis, LB         |
| 1912--    | Ernest Frank, HB        | 1974-- | David Humm, QB        |        | Aaron Graham, C        |
| 1913--    | Leonard Purdy, HB       |        | Tom Ruud, LB          |        | Mark Gilman, TE        |
| 1914--    | Vic Halligan, T         | 1975-- | Terry Luck, QB        | 1996-- | Christian Peter, DT    |
| 1915--    | Dick B. Rutherford, HB  |        | Bob Martin, DE        |        | Tony Veland, FS        |
| 1916--    | Tim H. Corey, T         | 1976-- | Vince Ferragamo, QB   |        | Damon Benning, IB      |
| 1917--    | Ed Shaw, T              |        | Clete Pillen, LB      |        | Chris Dishman, OG      |
| 1918--    | Ernest Hubka, FB        | 1977-- | Greg Jorgensen, OG    |        | Mike Minter, ROV       |
| 1919--    | Paul Dobson, HB         |        | Jeff Carpenter, LB    |        | Jared Tomich, RE       |
| 1920--    | Bill L. Day, C          | 1978-- | Tom Sorley, QB        | 1997-- | Vershan Jackson, TE    |
| 1921--    | Clarence E. Swanson, E  |        | George Andrews, DE    |        | Jason Peter, DT        |
| 1922--    | Chick S. Hartley, QB    | 1979-- | Tim Smith, SE         |        | Aaron Taylor, OG       |
| 1923--    | Verne Lewellen, QB      |        | Lawrence Cole, DE     |        | Grant Wistrom, RE      |
| 1924--    | Ed Weir, T              | 1980-- | Randy Schleusener, OG | 1998-- | Jay Foreman, LB        |
| 1925--    | Ed Weir, T              |        | Derrie Nelson, DE     |        | Josh Heske, C          |
| 1926--    | Lonnie Stiner, T        | 1981-- | Mark Mauer, QB        |        | Sheldon Jackson, TE    |
| 1927--    | John "Jug" Brown, QB    |        | Jimmy Williams, DE    |        | Chad Kelsay, RE        |
| 1928--    | Edward Howell, HB       | 1982-- | Dave Rimington, C     | 1999-- | Joel Makovicka, FB     |
|           | Elmer Holm, G           |        | Steve Damkroger, LB   |        | Mike Brown, ROV        |
| 1929--    | George Farley, HB       | 1983-- | Turner Gill, QB       |        | Ralph Brown, CB        |
| 1930-49-- | Appointed Each Game     |        | Mike Keeler, DT       |        | T.J. DeBates, TE       |
| 1950--    | Charley Toogood, T      |        | Dean Steinkuhler, OG  |        | Adam Julch, OT         |
|           | Bill Mueller, HB        |        | Mike Tranmer, MG      | 2000-- | Dan Alexander, IB      |
|           | Robert Mullen, C/T      | 1984-- | Bret Clark, S         |        | Russ Hochstein, OG     |
|           | Don Bloom, HB           |        | Jeff Smith, IB        | 2001-- | Loran Kaiser, DT       |
| 1951--    | Frank Simon, E          |        | Mark Traynowicz, C    |        | Carlos Polk, MLB       |
|           | Robert Mullen, T        | 1985-- | Mike Knox, LB         |        | Jason Schwab, OT       |
| 1952--    | Bobby Reynolds, HB      |        | Bill Lewis, C         |        | Kyle Vanden Bosch, RE  |
|           | Ed Hussmann, T          |        | Jim Skow, DT          | 2001-- | Keyuo Craver, CB       |
|           | Carl Brasee, G          | 1986-- | Marc Munford, LB      |        | Eric Crouch, QB        |
| 1953--    | Bill Schabacker, E      |        | Stan Parker, OG       |        | Jeremy Slechta, DT     |
|           | Jerry Minnick, T        |        | Chris Spachman, DT    |        | Dave Volk, OT          |
| 1954-57-- | Appointed Each Game     |        | plus one game captain |        | Tracey Wistrom, TE     |
| 1958--    | Mike Lee, E             |        | John McCormick, OG    | 2002-- | John Garrison, C       |
|           | Dick McCashland, FB     | 1987-- | Neil Smith, MG        |        | DeJuan Groce, CB       |
| 1959--    | Appointed Each Game     |        | Doug Welniak, LB      |        | Chris Kelsay, RE       |
| 1960--    | Roland McDole, T        | 1988-- | Mark Blazek, SS       | 2003-- | Jammal Lord, QB        |
|           | Pat Fischer, QB         |        | Andy Keeler, OG       |        | Judd Davies, FB        |
|           | Don Fricke, C           |        | Steve Taylor, QB      |        | Trevor Johnson, DE     |
| 1961--    | Don Purcell, E          |        | Broderick Thomas, OLB | 2004-- | Demorrio Williams, WLB |
|           | Mick Tinglehoff, C      | 1989-- | Doug Glaser, OT       |        | plus one special teams |
|           | Pat Clare, HB           |        | Gerry Gdowski, QB     |        | captain each game      |
| 1962--    | Bill Thornton, FB       |        | Randall Jobman, LB    | 2005-- | Josh Bullocks, FS      |
|           | Dwain Carlson, G        |        | Jeff Mills, OLB       |        | Joe Dailey, QB         |
|           |                         |        |                       | 2006-- | Ross Pilkington, WR    |
|           |                         |        |                       |        | Barrett Ruud, MLB      |
|           |                         |        |                       |        | Daniel Bullocks, SS    |
|           |                         |        |                       |        | Cory Ross, IB          |
|           |                         |        |                       |        | Zac Taylor, QB         |
|           |                         |        |                       |        | Adam Carriker, DE      |
|           |                         |        |                       |        | Brandon Rigoni, DB     |

|        |   |        |  |        |   |
|--------|---|--------|--|--------|---|
| 2007-- | Zack Bowman, CB<br>Brett Byford, C<br>Bo Ruud, LB   | 2014-- | Ameer Abdullah, IB<br>Kenny Bell, WR<br>Corey Cooper, S<br>Jake Cotton, OG<br>Josh Mitchell, CB  | 2020-- | Dicaprio Bootle, CB<br>Matt Farniok, OL<br>Adrian Martinez, QB<br>Coliin Miller, LB<br>Kade Warner, WR  |
| 2008-- | Joe Ganz, QB<br>Zach Potter, DE<br>Ty Steinkuhler, DT<br>Nate Swift, WR   | 2015-- | Tommy Armstrong Jr., QB<br>Maliek Collins, DT<br>Jack Gangwish, DE<br>Nate Gerry, S<br>Alex Lewis, OT<br>Jordan Westerkamp, WR   | 2021-- | Austin Allen, TE<br>Damion Daniels, NT<br>Adrian Martinez, QB<br>Cam Taylor-Britt, CB<br>Nick Henrich, LB<br>Travis Vokolek, TE<br>Caleb Tannor, DE<br>Garrett Nelson, DE |
| 2009-- | Jacob Hickman, C<br>Ndamukong Suh, DT<br>Alex Henery, PK/P<br>Pierre Allen, DE  | 2016-- | Josh Banderas, LB<br>Nathan Gerry, S<br>Dylan Utter, C<br>Jordan Westerkamp, WR  | 2022-  | Appointed Each Game   |
| 2010-- | Prince Amukamara, CB<br>Roy Helu Jr., RB<br>Alex Henery, PK/P<br>Rex Burkhead, IB<br>Lavonte David, LB<br>Brett Maher, PK/P | 2017-- | Jerald Foster, OG<br>Joshua Kalu, S<br>Tanner Lee, QB<br>Luke McNitt, FB<br>Chris Weber, LB  |        | <i>*Albert Troyer elected but was then injured and became manager</i>   |
| 2011-- | Rex Burkhead, IB<br>Taylor Martinez, QB<br>Will Compton, LB<br>Baker Steinkuhler, DT<br>Brett Maher, PK/P                   | 2018-- | Jerald Foster, OG<br>Luke Gifford, LB<br>Stanley Morgan Jr., WR<br>Mick Stoltenberg, DL<br>Mohamed Barry, LB<br>Darrion Daniels, DL<br>Matt Farniok, OL<br>Adrian Martinez, QB |        | <i>**Replaced Mockett after first game</i>  |
| 2012-- | Rex Burkhead, IB<br>Taylor Martinez, QB<br>Will Compton, LB<br>Baker Steinkuhler, DT<br>Brett Maher, PK/P                   | 2019-- |  |        | <i>#Coaches appointed game captains each week then announced season captains at the end of the year</i>   |
| 2013-- | Ameer Abdullah, IB<br>Jason Ankrah, DE<br>Taylor Martinez, QB<br>Quincy Enunwa, WR<br>Spencer Long, OL<br>Ciente Evans, CB  |        |  |        |   |

# Husker Postseason Game Participants

## East-West Shrine

### Multiple sites

|        |                         |
|--------|-------------------------|
| 1925-- | Harold Hutchison, C     |
| 1926-- | Lonn Stiner, T          |
| 1927-- | Glenn Presnell, HB      |
|        | Roy Randels, T          |
| 1928-- | Dan McMullen, G         |
|        | Blue Howell, HB         |
| 1929-- | Clair Sloan, B          |
|        | Ray Richards, T         |
| 1930-- | Marion Broadstone, T    |
|        | Elmer Greenberg, G      |
| 1931-- | Charles Justice, G      |
|        | George Koster, G        |
| 1932-- | Lawrence Ely, C         |
|        | Steve Hokuf, E          |
| 1933-- | Gail O'Brien, T         |
|        | George Sauer, FB        |
| 1934-- | Frank Meier, C          |
| 1935-- | Jerry LaNoue, HB        |
|        | Bernard Scherer, E      |
| 1936-- | Lloyd Cardwell, HB      |
|        | Sam Francis, FB         |
|        | Les McDonald, E         |
| 1937-- | Biff Jones, coach       |
|        | Elmer Dohrmann, E       |
|        | Fred Shirey, T          |
| 1938-- | Charles Brock, C        |
| 1939-- | Sam Schwartzkopf, T     |
| 1941-- | George Abel, G          |
|        | Vike Francis, FB        |
| 1944-- | Bob DeFruiter, HB       |
| 1949-- | Tom Novak, C            |
| 1950-- | Fran Nagle, QB          |
|        | Charles Toogood, T      |
| 1951-- | Frank Simon, E          |
| 1952-- | Ed Husmann, OT          |
|        | Bobby Reynolds, HB      |
| 1953-- | Ted Connor, OT          |
| 1955-- | Rex Fischer, QB         |
| 1962-- | Bill Thornton, FB       |
| 1968-- | Dick Davis, FB          |
|        | Joe Armstrong, G        |
|        | Bob Devaney, head coach |
| 1977-- | Tom Davis, C            |
|        | Stan Waldemore, OT      |
| 1978-- | Barney Cotton, G        |
| 1979-- | Tim Smith, SE/P         |
| 1980-- | Russell Gary, S         |
| 1981-- | Ric Lindquist, CB       |
|        | Henry Waechter, DT      |
| 1982-- | Steve Damkroger, LB     |
|        | Randy Theiss, OT        |
|        | Toby Williams, DT       |
| 1983-- | Turner Gill, QB         |
|        | Mike Rozier, IB         |
|        | Irving Fryar, WB        |
|        | Scott Laridon, OT       |
| 1984-- | Jeff Smith, IB          |
| 1986-- | Marc Munford, LB        |
|        | Dale Klein, PK          |
| 1987-- | Tom Banderas, TE        |
|        | Tim Rother, DT          |
| 1988-- | LeRoy Etienne, LB       |
|        | Todd Millikan, TE       |
|        | Steve Taylor, QB        |
| 1989-- | Ken Clark, RB           |
|        | Doug Glaser, OT         |
|        | Jake Young, C           |
| 1990-- | Bruce Pickens, CB       |
| 1991-- | Tyrone Legette, CB      |
| 1992-- | Will Shields, OG        |

|        |                        |
|--------|------------------------|
| 1994-- | Barron Miles, CB       |
|        | Ed Stewart, LB         |
|        | Rob Zatechka, OT       |
| 1995-- | Tommie Frazier, QB     |
|        | Aaron Graham, C        |
| 1996-- | Adam Treu, OT          |
| 1997-- | Scott Frost, QB        |
| 1998-- | Jay Foreman, MLB       |
| 2000-- | Correll Buckhalter, IB |
|        | Russ Hochstein, OG     |
| 2001-- | Jamie Burrow, MLB      |
| 2002-- | Dahrran Diedrick, IB   |
| 2005-- | Cory Ross, IB          |
|        | Le Kevin Smith, DT     |
| 2006-- | Zac Taylor, QB         |
|        | Matt Herian, TE        |
| 2007-- | Zack Bowman, DB        |
|        | Sam Keller, QB         |
| 2008-- | Marlon Lucky, IB       |
|        | T.J. O'Leary, LS       |
|        | Matt Slauson, OG       |
| 2013-- | Quincy Enunwa, WR      |
|        | Jeremiah Sirls, OT     |
| 2014-- | Corey Cooper, S        |
| 2015-- | Alex Lewis, OT         |
| 2017-- | Drew Brown, PK         |
|        | Joshua Kalu, DB        |
| 2018-- | Devine Ozigbo, RB      |
| 2020-- | Jack Stoll, TE         |
| 2021-- | Samori Toure, WR       |
|        | Ben Stille, DL         |
| 2022-- | Ochaun Mathis, DE      |
| 2023-- | Omar Brown, S          |
|        | Marco Ortiz, LS        |

## College All-Star - Chicago, Ill. (discontinued, 1976)

|        |                         |
|--------|-------------------------|
| 1934-- | George Sauer, FB        |
|        | Bernie Masterson, QB    |
| 1937-- | Sam Francis, FB         |
|        | Lloyd Cardwell, HB      |
| 1938-- | Fred Shirey, T          |
| 1939-- | Charles Brock, C        |
| 1940-- | Bob Seeman, E           |
| 1941-- | Herman Rohrig, HB       |
|        | Ray Prochaska, E        |
|        | Warren Alfson, G        |
| 1942-- | Clarence Herndon, T     |
|        | George Abel, G          |
| 1944-- | Ted Kenfield, FB        |
| 1950-- | Tom Novak, C            |
| 1951-- | Fran Nagle, QB          |
| 1963-- | Bill Thornton, FB       |
| 1964-- | Lloyd Voss, OT          |
|        | Dennis Claridge, QB     |
| 1966-- | Walt Barnes, OT         |
| 1967-- | Carel Stith, OT         |
| 1968-- | Wayne Meylan, MG        |
| 1971-- | Bob Newton, OT          |
| 1972-- | Jeff Kinney, HB         |
|        | Van Brownson, QB        |
|        | Jerry Tagge, QB         |
|        | Larry Jacobson, DT      |
|        | Bob Devaney, head coach |
|        | assistant coaches       |
|        | Mike Corgan             |
|        | Cletus Fischer          |
|        | Carl Selmer             |
|        | Tom Osborne             |
|        | Monte Kiffin            |
|        | John Melton             |
|        | Warren Powers           |

|        |                 |
|--------|-----------------|
| 1973-- | Bill Olds, FB   |
|        | Joe Blahak, DB  |
|        | Rich Glover, MG |
| 1975-- | Tom Ruud, LB    |
|        | Bob Nelson, LB  |
|        | Tom Alward, OG  |

## Blue-Gray - Montgomery, Ala. (discontinued, 2003)

|        |                     |
|--------|---------------------|
| 1947-- | Fred Lorenz, G      |
|        | Frank Wilkins, G    |
| 1960-- | Ron McDole, T       |
| 1962-- | Dennis Stuewe, HB   |
|        | Warren Powers, FB   |
|        | Dwain Carlson, G    |
| 1965-- | Kent McCloughan, HB |
| 1968-- | Barry Alvarez, LB   |
|        | Jim McCord, DT      |
|        | Wayne Meylan, MG    |
| 1969-- | Bob Liggett, DE     |
| 1977-- | Rene Anderson, DB   |

## Hula Bowl - Honolulu, Hawaii (discontinued, 2008, resumed 2021)

|        |                         |
|--------|-------------------------|
| 1965-- | Kent McCloughan, HB     |
| 1966-- | Walt Barnes, OT         |
|        | Freeman White, SE       |
| 1967-- | LaVerne Allers, OG      |
| 1968-- | Wayne Meylan, MG        |
| 1969-- | Joe Armstrong, OG       |
| 1970-- | Glenn Patterson, C      |
|        | Mike Wynn, DE           |
| 1971-- | Jerry Murtaugh, LB      |
|        | Joe Orduna, HB          |
| 1972-- | Dick Rupert, OG         |
|        | Jerry Tagge, QB         |
|        | Jeff Kinney, HB         |
|        | Bob Devaney, head coach |
| 1973-- | Johnny Rodgers, WB      |
|        | Bill Olds, FB           |
| 1974-- | Steve Manstedt, DE      |
| 1975-- | Tony Davis, FB          |
|        | Bob Martin, DE          |
| 1976-- | Vince Ferragamo, QB     |
|        | Dave Butterfield, DB    |
| 1977-- | Tom Davis, C            |
| 1978-- | Kelvin Clark, OT        |
|        | Rick Berns, IB          |
|        | George Andrews, DE      |
| 1979-- | Junior Miller, TE       |
|        | I.M. Hipp, IB           |
| 1980-- | Jarvis Redwine, IB      |
|        | Derrie Nelson, DE       |
| 1981-- | Dan Hurley, OT          |
|        | Jimmy Williams, DE      |
| 1982-- | Roger Craig, IB         |
|        | Dave Rimington, C       |
|        | Jamie Williams, TE      |
|        | Dean Steinkuhler, OG    |
| 1983-- | Todd Frain, TE          |
| 1985-- | Tom Welter, OT          |
| 1986-- | Keith Jones, IB         |
| 1987-- | Keven Lightner, OT      |
| 1988-- | Todd Millikan, TE       |
|        | Broderick Thomas, OLB   |
| 1989-- | Doug Glaser, OT         |
| 1990-- | David Edeal, C          |
| 1992-- | Will Shields, OG        |
| 1993-- | Toby Wright, ROV        |
| 1994-- | Troy Dumas, LB          |
|        | Donta Jones, OLB        |
| 1995-- | Brook Berringer, QB     |
|        | Clinton Childs, IB      |

|        |                       |
|--------|-----------------------|
|        | Phil Ellis, LB        |
|        | Tony Veland, FS       |
|        | Tyrone Williams, CB   |
| 1996-- | Brian Schuster, FB    |
| 1997-- | Eric Anderson, OT     |
|        | Scott Frost, QB       |
|        | Eric Warfield, DB     |
| 1998-- | Kris Brown, PK        |
|        | Jay Foreman, MLB      |
|        | Josh Heske, C         |
| 1999-- | Dan Hadenfeldt, P     |
|        | Aaron Willis, RE      |
|        | Eric Johnson, LB      |
| 2000-- | Dan Hadenfeldt, P     |
|        | Russ Hochstein, OG    |
| 2001-- | Eric Crouch, QB       |
| 2002-- | Josh Brown, PK        |
|        | Jon Clanton, DT       |
|        | Wilson Thomas, SE     |
| 2005-- | Titus Adams, DT       |
| 2007-- | Corey McKeon, LB      |
|        | Maurice Purify, WR    |
| 2021-- | Ben Stille, DL        |
| 2022-- | Marco Ortiz, LS       |
| 2023-- | Noureddin Nouilli, OG |

#### Senior Bowl - Mobile, Ala.

|        |                     |
|--------|---------------------|
| 1951-- | Fran Nagle, B       |
| 1954-- | Jerry Minnick, T    |
| 1955-- | Don Glantz, T       |
| 1961-- | Ron McDole, T       |
| 1964-- | Lloyd Voss, T       |
|        | John Kirby, G       |
| 1965-- | Larry Kramer, T     |
|        | Bob Hohn, HB        |
| 1966-- | Tony Jeter, TE      |
| 1967-- | Pete Tatman, FB     |
|        | Harry Wilson, HB    |
|        | Larry Wachholtz, DB |
|        | Carel Stith, DT     |
| 1968-- | Barry Alvarez, LB   |
|        | Jim McCord, DT      |
| 1970-- | Dana Stephenson, DB |
|        | Ken Geddes, LB      |
|        | Jim McFarland, TE   |
| 1971-- | Dave Walline, DT    |
|        | Bob Newton, OT      |
| 1972-- | Larry Jacobson, DT  |
| 1973-- | Willie Harper, DE   |
|        | Doug Dumlér, C      |
| 1974-- | Daryl White, OT     |
|        | John Dutton, DT     |
|        | Rich Sanger, PK     |
| 1975-- | Tom Ruud, LB        |
|        | Bob Nelson, LB      |
|        | Dave Humm, QB       |
| 1976-- | Rik Bonness, C      |
|        | Wonder Monnds, DB   |
| 1977-- | Mike Fultz, DT      |
| 1978-- | Greg Jorgensen, OG  |
|        | Ken Spaeth, TE      |
|        | Stan Waldemore, OT  |
| 1980-- | Kelly Saalfeld, C   |
|        | Bill Barnett, DT    |
|        | Rod Horn, DT        |
| 1981-- | Russell Gary, S     |
| 1982-- | Phil Bates, FB      |
|        | Jeff Krejci, S      |
| 1983-- | Allen Lyday, CB     |
|        | Jamie Williams, TE  |
| 1985-- | Mark Behning, OT    |
| 1986-- | Bill Lewis, C       |
| 1987-- | Stan Parker, OG     |
| 1988-- | Tim Rother, DT      |
| 1989-- | Dana Brinson, WR    |

|        |                           |
|--------|---------------------------|
| 1991-- | Kenny Walker, DT          |
| 1993-- | Tyrone Hughes, SE/CB      |
| 1994-- | John Reece, FS            |
| 1995-- | Terry Connealy, DT        |
|        | Brenden Stai, OG          |
| 1997-- | Michael Booker, CB        |
|        | Chris Dishman, OT         |
|        | Mike Minter, ROV          |
|        | Jared Tomich, RE          |
|        | Jamel Williams, LB        |
| 1998-- | Aaron Taylor, OG          |
| 1999-- | Chad Kelsay, RE           |
|        | Mike Rucker, RE           |
|        | Jason Wiltz, DT           |
|        | Joel Makovicka, FB        |
| 2000-- | Steve Warren, DT          |
|        | Ralph Brown, CB           |
|        | Mike Brown, ROV           |
| 2001-- | Bobby Newcombe, WB        |
|        | Carlos Polk, MLB          |
|        | Dan Alexander, IB         |
|        | Kyle Vanden Bosch, RE     |
| 2002-- | Keyuo Craver, CB          |
|        | Tracey Wistrom, TE        |
| 2003-- | DeJuan Groce, CB          |
|        | Chris Kelsay, RE          |
| 2004-- | Kyle Larson, P            |
|        | Demorris Williams, WLB    |
| 2005-- | Barrett Ruud, MLB         |
| 2006-- | Daniel Bullocks, SS       |
| 2007-- | Stewart Bradley, LB       |
|        | Adam Carriker, DE         |
|        | Jay Moore, DE             |
| 2008-- | Carl Nicks, OL            |
| 2010-- | Larry Asante, S           |
|        | Phillip Dillard, LB       |
| 2011-- | Pierre Allen, DE          |
|        | Eric Hagg, DB             |
|        | Roy Helu Jr., RB          |
|        | Alex Henery, PK           |
|        | Mike McNeill, TE          |
|        | Niles Paul, WR            |
| 2012-- | Lavonte David, LB         |
|        | Alfonzo Dennard, DB       |
| 2014-- | Stanley Jean-Baptiste, CB |
| 2015-- | Ameer Abdullah, IB        |
| 2016-- | Nathan Gerry, S           |
| 2017-- | Tanner Lee, QB            |
| 2019-- | Darrion Daniels, DL       |
|        | Lamar Jackson, CB         |
| 2020-- | Brenden Jaimes, OT        |
| 2021-- | JoJo Domann, Nickel       |
|        | Cam Taylor-Britt, CB      |
| 2022-- | Trey Palmer, WR           |

#### Shrine North-South - Miami, Fla.

(discontinued 1969)

|        |                  |
|--------|------------------|
| 1950-- | Don Strasheim, G |
| 1953-- | John Bordogna, B |
| 1960-- | Pat Fischer, QB  |
| 1969-- | Al Larson, DB    |

#### All-American Bowl

(discontinued 1975)

|        |                     |
|--------|---------------------|
| 1961-- | Mick Tinglehoff, C  |
| 1969-- | Dana Stephenson, DB |
|        | Sherwin Jarmon, DE  |
|        | Jim McFarland, TE   |
| 1970-- | Guy Ingles, SE      |
|        | Paul Rogers, PK     |
|        | Dan Schneiss, FB    |
| 1971-- | Van Brownson, QB    |
|        | Keith Wortman, OG   |
|        | Carl Johnson, OT    |
|        | Bob Devaney, coach  |

|        |                     |
|--------|---------------------|
| 1972-- | Rich Glover, MG     |
|        | Bill Janssen, DT    |
|        | Joe Blahak, DB      |
|        | Jerry List, TE      |
|        | Gary Dixon, HB      |
|        | Monte Johnson, DT   |
| 1974-- | Bob Thornton, DB    |
|        | Zaven Yarialian, DB |
|        | John Bell, MG       |
| 1975-- | Jimmy Burrow, DB    |

#### Coaches All-America Game Lubbock, Texas

(discontinued 1975)

|        |                     |
|--------|---------------------|
| 1961-- | Ron McDole, T       |
| 1963-- | Dwain Carlson, G    |
|        | Bill Thornton, FB   |
| 1964-- | Dennis Claridge, QB |
|        | Lloyd Voss, OT      |
|        | Bob Brown, OG       |
| 1965-- | Larry Kramer, OT    |
|        | Lyle Sittler, C     |
| 1966-- | Freeman White, SE   |
|        | Tony Jeter, TE      |
|        | Walt Barnes, OT     |
| 1967-- | Kelly Petersen, C   |
|        | Larry Wachholtz, DB |
|        | Harry Wilson, HB    |
| 1968-- | Wayne Meylan, MG    |
| 1970-- | Bob Liggett, DT     |
|        | Jim McFarland, TE   |
|        | Ken Geddes, LB      |
| 1971-- | Jerry Murtaugh, LB  |
|        | Joe Orduna, HB      |
|        | Bob Newton, OT      |
|        | Dan Schneiss, FB    |
|        | Bob Devaney, coach  |
| 1972-- | Jeff Kinney, HB     |
|        | Jerry Tagge, QB     |
|        | Larry Jacobson, DT  |
| 1975-- | Dave Humm, QB       |
|        | Marvin Crenshaw, OT |

#### Southwest Challenge Bowl (1962 only)

|        |                     |
|--------|---------------------|
| 1962-- | Tyrone Robertson, T |
|        | Gary Toogood, G     |
|        | Dwain Carlson, G    |
|        | Bill Thornton, FB   |

#### Japan Bowl - Tokyo, Japan (discontinued, 1991)

|        |                       |
|--------|-----------------------|
| 1975-- | Tony Davis, FB        |
|        | Bob Martin, DE        |
| 1976-- | Vince Ferragamo, QB   |
|        | Dave Butterfield, DB  |
| 1977-- | Tom Davis, C          |
| 1978-- | Rick Berns, IB        |
|        | George Andrews, DE    |
| 1979-- | Tim Smith, SE         |
|        | Junior Miller, TE     |
|        | I.M. Hipp, IB         |
| 1980-- | Jarvis Redwine, IB    |
|        | Derrie Nelson, DE     |
| 1981-- | Dan Hurley, OT        |
|        | Ric Lindquist, CB     |
|        | Jimmy Williams, DE    |
| 1982-- | Roger Craig, IB       |
|        | Randy Theiss, OT      |
|        | Jamie Williams, TE    |
|        | Dean Steinkuhler, OG  |
| 1983-- | Mike Rozier, IB       |
|        | Turner Gill, QB (MVP) |
|        | Irving Fryar, WB      |

|        |   |
|--------|---|
| 1984-- | Bret Clark, S<br>Jeff Smith, HB<br>Mark Traynowicz, C       |
| 1985-- | Mike Knox, LB<br>Tom Rathman, FB<br>Jim Skow, DT            |
| 1986-- | Brian Davis, CB<br>Danny Noonan, MG<br>Chris Spachman, DT   |
| 1987-- | Tom Banderas, TE<br>Neil Smith, DE                          |
| 1988-- | Mark Blazek, S<br>Dana Brinson, WR<br>Broderick Thomas, OLB |
| 1989-- | Jake Young, C   |
| 1990-- | Reggie Cooper, S<br>Mike Croel, OLB<br>Kenny Walker, DT     |
| 1991-- | Pat Engelbert, MG<br>Nate Turner, WB                        |

**Olympia Gold Bowl  
San Diego, Calif. (1981 only)**

|        |   |
|--------|---|
| 1981-- | Rodney Lewis, CB<br>Sammy Sims, S<br>Henry Waechter, DE |
|--------|---|

**Canadian-American Bowl  
Tampa, Fla. (discontinued 1979)**

|        |               |
|--------|---------------|
| 1976-- | Jim Pillen, M |
|--------|---------------|

**Challenge Bowl - Seattle, Wash.  
(1977-78 only)**

|        |   |
|--------|---|
| 1978-- | Tom Sorley, QB<br>Jim Pillen, M<br>Kelvin Clark, OT<br>Barney Cotton, OG<br>Billy Todd, PK<br>Bruce Dunning, LB |
|--------|---|

**Gridiron Classic - Orlando, Fla.**

|        |                                       |
|--------|---------------------------------------|
| 1998-- | Kris Brown, PK                        |
| 1999-- | Adam Julch, OT                        |
| 2000-- | Dan Hadenfeldt, P                     |
| 2001-- | Jeremy Slechta, DT                    |
| 2002-- | John Garrison, C<br>Scott Shanle, LB  |
| 2003-- | Jammal Lord, QB<br>T.J. Hollowell, LB |

**Paradise Bowl - St. George, Utah**

|        |                     |
|--------|---------------------|
| 2002-- | Thunder Collins, IB |
|--------|---------------------|

**Las Vegas Football Classic**

|        |                   |
|--------|-------------------|
| 2004-- | Mike Erickson, OT |
|--------|-------------------|

**Inta Juice All-Star Game**

**Houston, Texas**

|        |                 |
|--------|-----------------|
| 2006-- | Barry Cryer, DT |
|--------|-----------------|

**Texas vs. Nation All-Star Game  
El Paso, Texas**

|        |   |
|--------|---|
| 2007-- | Steve Octavien, LB                                    |
| 2008-- | Cody Glenn, LB<br>Lydon Murtha, OT<br>Zach Potter, DE |

**Eastham Energy College All-Star Game  
Tempe, Ariz.**

|        |                                   |
|--------|-----------------------------------|
| 2010-- | Ricky Henry, OL<br>D.J. Jones, OL |
|--------|-----------------------------------|

**NFLPA Collegiate Bowl  
Los Angeles, Calif.  
(discontinued 2023)**

|        |   |
|--------|---|
| 2012-- | Will Compton, LB<br>Ben Cotton, TE<br>Brent Qvale, OT |
| 2013-- | Ciante Evans, DB                                      |
| 2014-- | Zaire Anderson, LB                                    |
| 2016-- | Cethan Carter, TE                                     |
| 2017-- | Chris Jones, CB                                       |
| 2021-- | Austin Allen, TE                                      |
| 2022-- | Garrett Nelson, LB                                    |

**Trillion Tropical Bowl  
Orlando, Fla.**

|        |                     |
|--------|---------------------|
| 2021-- | Deontai Williams, S |
|--------|---------------------|

# Nebraska Football Hall of Fame

*Years listed indicate years letters were earned. (Number in parenthesis represents year enshrined)*

## A-E

Fred Abboud, Omaha U., 1947-50 (1985)  
 George Abel, Nebraska, 1939-41 (1984)  
 Harlan Aden, Omaha U., 1963-65 (1997)  
 John Adkins, Nebraska 1968-71 (2021)  
 Trev Alberts, Nebraska, 1990-93 (1994)  
 Dan Alexander, Nebraska, 1997-2000 (2010)  
 Warren Alfson, Nebraska, 1938-40 (1975)  
 Gerald Allen, Omaha U., 1962-65 (2005)  
 LaVerne Allers, Nebraska, 1964-66 (1995)  
 Paul Amen, Nebraska, 1935-37 (1983)  
 Prince Amukamara, Nebraska, 2007-10 (2022)  
 Eric Anderson, Nebraska 1994-97 (2007)  
 Frosty Anderson, Nebraska, 1971-73 (1994)  
 Jim Anderson, Nebraska, 1969-71 (1997)  
 George Andrews, Nebraska, 1976-78 (1985)  
 Joe Arenas, Omaha U., 1947-50 (1977)  
 Joe Armstrong, Nebraska, 1966-68 (1994)  
 Al Bahe, Wayne State, 1946-48 (1996)  
 Walt Barnes, Nebraska, 1963-65 (1988)  
 Tim Beebe, Nebraska Wesleyan, 1984-87 (2013)  
 Forrest Behm, Nebraska, 1937-40 (1980)  
 Mark Behning, Nebraska 1982-84 (2019)  
 Johnny Bender, Nebraska, 1900-04 (1975)  
 Casey Beran, Chadron State, 1996-99 (2018)  
 Joy Berquist, Nebraska, 1921-23 (1998)  
 Rick Berns, Nebraska, 1976-78 (1992)  
 Brook Berringer, Nebraska, 1992-95 (2015)  
 Joe Blahak, Nebraska, 1970-72 (1990)  
 Paul Blazevich, Omaha U., 1959-62 (1984)  
 Chris Bober, UNO 1996-99 (2020)  
 Brian Bohling, Nebraska Wesleyan, 1996-99 (2008)  
 Don Boll, Nebraska, 1950-52 (1990)  
 Rik Bonness, Nebraska, 1972-75 (1981)  
 John Bordogna, Nebraska, 1951-53 (1988)  
 Jon Bostick, Nebraska, 1989-91 (2004)  
 Shawn Bouwens, Nebraska Wesleyan, 1986-89 (2002)  
 Dale Bradley, Nebraska, 1940-42 (1998)

Nate Bradley, Peru State, 1988-91 (2001)  
 Dana Brinson, Nebraska, 1985-88 (2009)  
 Marlin Briscoe, Omaha U., 1963-67 (1978)  
 Marion Broadstone, Nebraska, 1928-30 (2001)  
 Charlie Brock, Nebraska, 1936-38 (1972)  
 Bob Brown, Nebraska, 1961-63 (1977)  
 Jerry Brown, Nebraska, 1955-57 (1997)  
 Kenny Brown, Nebraska, 1975-79 (2009)  
 Kris Brown, Nebraska, 1995-98 (2016)  
 Mike Brown, Nebraska, 1996-99 (2011)  
 Ralph Brown, Nebraska, 1996-99 (2011)  
 Van Brownson, Nebraska 1968-71 (2020)  
 Charles Bryant, Nebraska, 1951-54 (1987)  
 Josh Bullocks, Nebraska, 2002-04 (2015)  
 Rex Burkhead, Nebraska, 2009-12 (2024)  
 Dave Butterfield, Nebraska, 1974-76 (1996)  
 Tyrone Byrd, Nebraska, 1989-92 (2024)  
 Lloyd Cardwell, Nebraska, 1934-36 (1972)  
 Dennis Carlson, Nebraska, 1964-65 (2009)  
 Adam Carriker, Nebraska, 2003-06 (2016)  
 Ihling L. Carskadon, Kearney State, 1924-27 (2004)  
 Kaye Carstens, Nebraska, 1964-66 (2000)  
 Guy Chamberlin, Nebraska, 1913-15 (1971)  
 Bob Churchich, Nebraska, 1964-66 (1989)  
 Brett Clark, Nebraska, 1982-84 (1996)  
 David Clark, Nebraska, 1978-80 (2023)  
 Kelvin Clark, Nebraska, 1976-78 (2002)  
 Ken Clark, Nebraska, 1987-89 (2008)  
 Dennis Claridge, Nebraska, 1961-63 (1976)  
 Brad Colburn, Midland, 1994-97 (2015)  
 Justin Coleman, Nebraska-Kearney, 1997-2000 (2014)  
 Ted Connor, Nebraska, 1952-53 (2005)  
 Reggie Cooper, Nebraska, 1987-90 (2013)  
 Tim H. Corey, Nebraska, 1914-16 (2002)  
 Roger Craig, Nebraska, 1980-82 (1989)  
 Keyuo Craver, Nebraska, 1998-01 (2013)  
 Marvin Crenshaw, Nebraska, 1972-74 (2003)  
 Jared Crick, Nebraska, 2008-11 (2024)  
 Mike Croel, Nebraska, 1987-90 (2003)  
 Eric Crouch, Nebraska, 1998-2001 (2002)

Clayton Curtis, Nebraska, 1950-52 (1991)  
 Steve Damkroger, Nebraska, 1979-82 (1995)  
 Dick Davis, Nebraska, 1966-68 (1995)  
 Fred Davis, Doane, 1964-67 (2016)  
 Tom Davis, Nebraska, 1975-77 (2003)  
 Tony Davis, Nebraska, 1973-75 (1991)  
 Chris Dishman, Nebraska, 1993-96 (2006)  
 Jack Dodd, Nebraska, 1935, 37-38 (1996)  
 Elmer Dohrmann, Nebraska, 1934-37 (1980)  
 Pat Donohoe, Wayne State, 1973-76 (1998)  
 Ron Douglas, Nebraska, 1934-36 (1995)  
 Ted Doyle, Nebraska, 1935-37 (1990)  
 Doug Dubose, Nebraska 1982-86 (2020)  
 Charles Duda, Nebraska, 1941-42 (1994)  
 Troy Dumas, Nebraska, 1991-94 (2023)  
 Doug Dumler, Nebraska 1970-72 (2021)  
 John Dutton, Nebraska, 1970-73 (1981)  
 Lawrence Ely, Nebraska, 1930-32 (1974)  
 Dennis Emanuel, Nebraska, 1951-52 (1990)  
 Tom Emel, Hastings 1947-50 (2005)  
 Bill Engelhardt, Omaha U., 1953-56 (1974)  
 Scott Engelhardt, Midland Lutheran, 1977-80 (2003)

## F-J

Terrell Farley, Nebraska, 1995-96 (2024)  
 Burton "Bud" Feaster, York, 1936-38, (1999)  
 Tony Felici, Nebraska 1980-82, (2008)  
 Vince Ferragamo, Nebraska, 1975-76 (1984)  
 Cletus Fischer, Nebraska, 1945-48 (1979)  
 Pat Fischer, Nebraska, 1958-60 (1974)  
 Rex Fischer, Nebraska, 1955-56 (1987)  
 Dr. George Flippin, Nebraska, 1891-94 (1974)  
 Toniui Fonoti, Nebraska, 1999-2001 (2022)  
 Jay Foreman, Nebraska 1995-98 (2019)  
 Sam Francis, Nebraska, 1934-36 (1972)  
 Vike Francis, Nebraska, 1939-40 (1986)  
 Owen Frank, Nebraska, 1909-11 (1999)  
 Andra Franklin, Nebraska, 1977-80 (1990)  
 Tommie Frazier, Nebraska, 1992-95 (1996)  
 Bob Frieze, Midland Lutheran, 1959-61 (1999)  
 Scott Frost, Nebraska, 1996-97 (2015)

Irving Fryar, Nebraska,  
1981-83 (1993)  
 Danny Fulton, Nebraska-Omaha,  
1975-77 (1987)  
 Brad Fults, Chadron State  
1975-78 (2007)  
 Mike Fultz, Nebraska,  
1974-76 (1988)  
 Russell Gary, Nebraska,  
1978-80 (2013)  
 Gerry Gdowski, Nebraska,  
1987-89 (2000)  
 Ken Geddes, Nebraska,  
1967-69 (1996)  
 Turner Gill, Nebraska,  
1981-83 (1989)  
 Don Glantz, Nebraska,  
1953-54 (1999)  
 Doug Glaser, Nebraska,  
1987-89 (2002)  
 Rich Glover, Nebraska,  
1970-72 (1973)  
 Aaron Graham, Nebraska,  
1992-95 (2005)  
 Ahman Green, Nebraska,  
1995-97 (2012)  
 Larry Green, Doane,  
1966-69 (2002)  
 Elmer Greenberg, Nebraska,  
1927-30 (1979)  
 Willie Greenlaw, Nebraska,  
1955-56 (1989)  
 Harry Griminger, Nebraska,  
1982-84 (2003)  
 DeJuan Groce, Nebraska,  
1999-02 (2012)  
 Rex Grosshart, Doane,  
1947-50 (2006)  
 Harold Haberman, York,  
1937-40 (1993)  
 Vic Halligan, Nebraska,  
1912-14 (1973)  
 Willie Harper, Nebraska,  
1970-72 (1983)  
 Robert Hauver, Kearney State,  
1945-48 (1995)  
 John Havekost, Nebraska,  
1977-79 (2013)  
 Alex Henery, Nebraska  
2007-10 (2019)  
 Josh Heskew, Nebraska  
1995-98 (2012)  
 Max Hester, Kearney State,  
1937-39 (1989)  
 ReVoe Hill, Midland Lutheran,  
1938-41, 1946 (1995)  
 Travis Hill, Nebraska,  
1989-92 (2005)  
 I.M. Hipp, Nebraska,  
1977-79 (1995)  
 Russ Hochstein, Nebraska  
1997-2000 (2014)  
 Steve Hokuf, Nebraska,  
1929-32 (1980)  
 Alvin Holder, Peru State,  
1979-81 (1999)  
 Harry Hopp, Nebraska,  
1938-40 (1985)  
 Rod Horn, Nebraska,  
1977-79 (2003)  
 Edward E. "Blue" Howell, Nebraska,  
1926-28 (1978)  
 Johnny Howell, Nebraska,  
1935-37 (1997)  
 Marion Hudson, Dana,  
1952-55 (1994)  
 Dave Humm, Nebraska,  
1972-74 (1985)  
 Ed Husmann, Nebraska  
1950-52 (2004)  
 Richard Hutton, Nebraska,  
1946-48 (1995)

Guy Ingles, Nebraska,  
1968-70 (1995)  
 Jim Irwin, Kearney State,  
1960-63 (2012)  
 Sheldon Jackson, Nebraska  
1995-98 (2008)  
 Larry Jacobsen, Kearney State,  
1956-59 (1988)  
 Larry Jacobson, Nebraska,  
1969-71 (1979)  
 Ted James, Nebraska,  
1926-28 (1982)  
 Bill Janssen, Nebraska,  
1969-72 (2021)  
 Tony Jeter, Nebraska,  
1963-65 (1986)  
 Carl Johnson, Nebraska,  
1970-71 (2014)  
 Larry Johnson, Omaha U.,  
1949-52 (1987)  
 Mitch Johnson, Kearney State  
1973-76 (2012)  
 Monte Johnson, Nebraska,  
1970-72 (2024)  
 Calvin Jones, Nebraska,  
1991-93 (2004)  
 Donta Jones, Nebraska,  
1991-94 (2007)  
 Jimmy Jones, Nebraska-Omaha,  
1962-65 (2011)  
 Keith Jones, Nebraska,  
1984-87 (2004)  
 Greg Jorgensen, Nebraska,  
1975-77 (2019)

### K-O

Chad Kelsay, Nebraska,  
1995-98 (2017)  
 Chris Kelsay, Nebraska,  
1999-2002 (2024)  
 Mike Kennedy, Nebraska,  
1963-65 (1998)  
 Jeff Kinney, Nebraska,  
1969-71 (1981)  
 Dale Klein, Nebraska,  
1984-86 (2012)  
 Dan Klepper, Nebraska-Omaha,  
1965-68 (2023)  
 Johnny Knolla, Creighton,  
1938-40 (1975)  
 Mike Knox, Nebraska,  
1981-85 (2004)  
 Sam Koch, Nebraska,  
2003-05 (2023)  
 Craig Koinzan, Doane,  
1965-68 (1996)  
 Bill Kosch, Nebraska,  
1969-71 (1997)  
 George Koster, Nebraska,  
1929-31 (1986)  
 Larry Kramer, Nebraska,  
1962-64 (1987)  
 Jeff Krejci, Nebraska,  
1979-81 (2015)  
 Ernest Kroger, Nebraska,  
1907-08 (2003)  
 Tom Kropp, Kearney State,  
1972-75 (1986)  
 Robert Kruse, Wayne State,  
1964-67 (2009)  
 Lee Kunz, Nebraska,  
1976-78 (2022)  
 Rod Kush, Nebraska-Omaha,  
1976-78 (1989)  
 Kyle Larson, Nebraska,  
2001-03 (2018)  
 Tyrone Legette, Nebraska  
1989-91 (2007)  
 Verne Lewellen, Nebraska,  
1921-23 (1975)  
 Bill Lewis, Nebraska,  
1983-85 (2003)

Bob Liggett, Nebraska,  
1968-69 (2008)  
 Keven Lightner, Nebraska,  
1985-87 (2024)  
 Virgil (Joe) Lindahl, Wayne State,  
1937-40 (1973)  
 Ric Lindquist, Nebraska,  
1979-81 (2022)  
 Steve Lindquist, Nebraska,  
1975-78 (2010)  
 Bob Lingenfelter, Nebraska,  
1974-76 (2006)  
 Jerry List, Nebraska  
1970-72 (2021)  
 Spencer Long, Nebraska,  
2011-13 (2023)  
 Walter "Butch" Luther, Nebraska,  
1938-40 (1986)  
 Roy (Link) Lyman, Nebraska,  
1919-22 (1972)  
 John Makovicka, Kearney State,  
1967-70 (1996)  
 Mike Mandelko, Nebraska,  
1980-82 (2014)  
 Steve Manstedt, Nebraska,  
1971-73 (2012)  
 John Marrow, Kearney State,  
1935-36 (1990)  
 Bob Martin, Nebraska,  
1973-75 (1993)  
 Taylor Martinez, Nebraska,  
2010-13 (2023)  
 Dave Mason, Nebraska  
1969-72 (2021)  
 Bernie Masterson, Nebraska,  
1931-33 (1977)  
 Burt Mattheis, Wayne State,  
1962-65 (1980)  
 Bob Matthews, Omaha U.,  
1939-41 (1992)  
 Les McDonald, Nebraska,  
1934-36 (1991)  
 Kent McCloughan, Nebraska,  
1962-64 (1993)  
 Jim McCord, Nebraska,  
1965-67 (2002)  
 John McCormick, Nebraska,  
1985-87 (2002)  
 Ron McDole, Nebraska,  
1958-60 (2022)  
 Jim McFarland, Nebraska,  
1968-69 (1999)  
 Donnie McGhee, Nebraska,  
1968-70 (2017)  
 LaVerne McKelvey, Chadron,  
1920-24 (2000)  
 Daniel McMullen, Nebraska,  
1925-28 (1979)  
 Jon McWilliams, Nebraska,  
1953-55 (2000)  
 Bob Mehring, Nebraska,  
1935-37 (1983)  
 Frank Meier, Nebraska,  
1932-34 (1984)  
 Ruben Mendoza, Wayne State  
1983-85 (2007)  
 Rex Mercer, Nebraska Wesleyan,  
1942-48 (1987)  
 Dave Meyer, Midland Lutheran,  
1972-75 (2011)  
 Herbert Meyer, Concordia,  
(2006)  
 Carl Meyers, Nebraska-Omaha,  
1961-63 (2006)  
 Wayne Meylan, Nebraska,  
1965-67 (1979)  
 Barron Miles, Nebraska,  
1992-94 (2005)  
 Junior Miller, Nebraska,  
1977-79 (1988)  
 Mike Miller, Nebraska, -Kearney  
2000-03 (2024)

Milford "Dub" Miller, Chadron State,  
1931-34 (2004)  
Todd Millikan, Nebraska,  
1985-88 (2010)  
Jerry Minnick, Nebraska,  
1951-53 (1981)  
Mike Minter, Nebraska,  
1993-96 (2006)  
E.E. Mockett, Nebraska,  
1890-91 (1994)  
Wonder Monds, Nebraska,  
1973-75 (2001)  
Gerald Moore, Nebraska,  
1945-46-48 (2001)  
William Mueller, Nebraska,  
1947-50 (1996)  
Robert Mullen, Nebraska,  
1948-51 (1995)  
Marc Munford, Nebraska,  
1984-86 (1997)  
Jerry Murtaugh, Nebraska,  
1968-70 (1987)  
Brian Muschall, Dana,  
1986-89 (2003)  
Fran Nagle, Nebraska,  
1949-50 (1992)  
Derrie Nelson, Nebraska,  
1978-80 (1998)  
Bob Newton, Nebraska,  
1969-70 (1989)  
Dave Noble, Nebraska,  
1922-24 (1972)  
Danny Noonan, Nebraska,  
1984-86 (1991)  
Tom Novak, Nebraska,  
1946-49 (1972)  
Arnold Oehrich, Nebraska,  
1925-27 (1989)  
Eugene Oetting, Concordia,  
1951-54 (2000)  
Don Olson, Nebraska,  
1957-59 (2000)  
Joe Orduna, Nebraska,  
1967-68, 1970 (1990)  
Brad Ottis, Wayne State,  
1990-93 (2017)

### P-R

Adolph "Pat" Panek, Kearney St.,  
1922-24 (1991)  
John Parrella, Nebraska,  
1990-92 (2001)  
Lee Penney, Nebraska,  
1931-33 (1994)  
Ed Periard, Nebraska,  
1968-70 (2010)  
Lawrence Pete, Nebraska,  
1986-88 (2011)  
Christian Peter, Nebraska,  
1993-95 (2006)  
Jason Peter, Nebraska,  
1994-97 (2007)  
Jack Petersen, Omaha U.,  
1961-63 (1983)  
Kelly Petersen, Nebraska,  
1965-66 (2008)  
Greg Peterson, Nebraska Wesleyan,  
1981-83 (2001)  
George "Babe" Petrow, Midland Lutheran,  
1940-42 (1990)  
Roy "Cowboy" Petsch, Nebraska,  
1938-40 (1982)  
Don Pfisterer, Omaha U.,  
1939-41 (1990)  
Ray Phillips, Nebraska,  
1975-76 (2000)  
Bob Pickens, Nebraska,  
1966 (2010)  
Bruce Pickens, Nebraska,  
1988-90 (2022)  
Clete Pillen, Nebraska,  
1974-76 (2003)

Jim Pillen, Nebraska,  
1976-78 (2004)  
Alan Pogue, Dana,  
1984-87 (2005)  
Chris Pohle, Hastings,  
1991-92 (2008)  
Carlos Polk, Nebraska,  
1997-2000 (2010)  
Grove Porter, Nebraska,  
1914 (1985)  
Glenn Presnell, Nebraska,  
1925-27 (1973)  
Fred Preston, Nebraska,  
1939-40 (1992)  
Ray Prochaska, Nebraska,  
1938-40 (1986)  
Don Purcell, Nebraska,  
1959-61 (1989)  
Dominic Raiola, Nebraska,  
1998-2000 (2001)  
Kevin Ramaekers, Nebraska,  
1991-93 (2007)  
Scott Raridon, Nebraska,  
1981-83 (2016)  
Randy Rasmussen, Kearney State,  
1964-67 (1974)  
Tom Rathman, Nebraska,  
1983-85 (1992)  
Jarvis Redwine, Nebraska,  
1979-80 (1999)  
Bobby Reynolds, Nebraska,  
1950-52 (1972)  
Hugh Rhea, Nebraska,  
1929-31 (1986)  
Choppy Rhodes, Nebraska,  
1923-25 (1993)  
Ray Richards, Nebraska,  
1927-29 (1984)  
Dennis Richnafsky, Nebraska,  
1965-67 (2001)  
Dave Rimington, Nebraska,  
1980-83 (1983)  
Tyrone Robertson, Nebraska,  
1960-61-62 (1999)  
Johnny Rodgers, Nebraska,  
1970-72 (1973)  
Paul Rogers, Nebraska,  
1968-70 (1998)  
Herman Rohrig, Nebraska,  
1938-40 (1983)  
Rudy Rotella, Omaha U.,  
1952-55 (1981)  
Dick Rupert, Nebraska,  
1970-71 (2005)  
Richie Ross, Nebraska-Kearney,  
2002-05 (2019)  
Mike Rozier, Nebraska,  
1981-83 (1984)  
Mike Rucker, Nebraska,  
1995-98 (2018)  
Robert Russell, Nebraska,  
1920-22 (2000)  
R.B. "Dick" Rutherford, Nebraska,  
1913-15 (1988)  
Barrett Ruud, Nebraska,  
2001-04 (2014)  
Tom Ruud, Nebraska,  
1972-74 (1997)

### S-Z

Kelly Saalfeld, Nebraska,  
1977-79 (2009)  
Mike Sallier, Doane,  
1967-70 (2010)  
Carl Samuelson, Nebraska,  
1945-47 (1982)  
George Sauer, Nebraska,  
1931-33 (1971)  
Roger Sayers, Omaha U.,  
1960-63 (1988)  
Bill Schabacker, Nebraska,  
1951-53 (2001)

Bernie Scherer, Nebraska,  
1933-35 (1985)  
Leo Scherer, Nebraska,  
1920-22 (1987)  
Vic Schleich, Nebraska,  
1940-42 (1988)  
Randy Schleusener, Nebraska,  
1978-80 (2002)  
Dan Schmidt, Nebraska,  
1974-76 (2018)  
Dan Schneiss, Nebraska,  
1968-70 (2020)  
Ed Schwartzkopf, Nebraska,  
1937-40 (1981)  
John Sedlacek, Nebraska,  
1945-48 (1998)  
Gary SeEVERS, Concordia,  
1954-57 (2003)  
Lynn Senkbeil, Nebraska,  
1964-66 (2002)  
Will Shields, Nebraska,  
1989-92 (1993)  
Fred Shirey, Nebraska,  
1935-37 (1976)  
Sylvester V. Shonka, Nebraska,  
1909-11 (1978)  
Frank Simon, Nebraska,  
1949-51 (1997)  
Sam Singleton, Wayne State,  
1967-70 (2004)  
Lyle Sittler, Nebraska,  
1962-64 (1999)  
Jim Skow, Nebraska,  
1983-85 (1996)  
Bob Sledge, Nebraska,  
1986-88 (2018)  
Clair Sloan, Nebraska,  
1927-29 (1984)  
Jack Sloey, Doane,  
1938-39 (1989)  
Bob Smith, Nebraska,  
1951-54 (1996)  
Jeff Smith, Nebraska,  
1982-84 (2004)  
Neil Smith, Nebraska,  
1985-87 (1998)  
Tim Smith, Nebraska,  
1977-79 (2008)  
Frank Solich, Nebraska,  
1963-65 (1992)  
Chris Spachman, Nebraska,  
1984-86 (2010)  
Cliff Squires, Nebraska Wesleyan,  
1946-49 (1976)  
Brenden Stai, Nebraska,  
1991-94 (2004)  
Dean Steinkuhler, Nebraska,  
1981-83 (1984)  
Arthur Stevenson, Hastings,  
1935-37 (1979)  
Ed Stewart, Nebraska,  
1991-94 (2004)  
Chuck Stickels, Hastings,  
1951-54 (1997)  
Alonzo "Lonnie" Stiner,  
1925-26 (2008)  
Carel Stith, Nebraska,  
1965-66 (2011)  
Scott Strasburger, Nebraska,  
1982-84 (2005)  
Don Strashheim, Nebraska,  
1950 (1993)  
Ndamukong Suh, Nebraska,  
2006-09 (2010)  
John Suhr, Concordia,  
1956-59 (2009)  
Dean Sukup, Nebraska,  
1978-79 (2016)  
Clarence Swanson, Nebraska,  
1919-22 (1974)  
Jerry Tagge, Nebraska,  
1969-71 (1978)

Aaron Taylor, Nebraska,  
1994-97 (1998)  
Steve Taylor, Nebraska,  
1985-88 (1999)  
Zac Taylor, Nebraska,  
2005-06 (2017)  
Bob Terrio, Nebraska,  
1970-71 (2011)  
Randy Theiss, Nebraska,  
1980-82 (2017)  
Broderick Thomas, Nebraska,  
1985-88 (1994)  
Bill "Thunder" Thornton, Nebraska,  
1960-62 (1985)  
Mick Tingelhoff, Nebraska,  
1959-61 (1980)  
Jared Tomich, Nebraska,  
1994-96 (2006)  
Charlie Toogood, Nebraska,  
1947-50 (1984)  
LaVerne Torczon, Nebraska,  
1954-56 (1987)  
Mark Traynowicz, Nebraska,  
1982-84 (1990)  
Pat Tyrance, Nebraska,  
1988-90 (2005)  
Noland Urban, Nebraska Wesleyan,  
1997-2000 (2010)  
Sam Vacanti, Nebraska,  
1946 (1988)  
Ted Vactor, Nebraska,  
1963-65 (2000)  
Kyle Vanden Bosch, Nebraska,  
1997-2000 (2023)  
Webster VanValkenburgh, Hastings  
1974-77 (2007)  
Erick von Fange, Concordia,  
(1995)  
Lloyd Voss, Nebraska,  
1961-63 (1996)  
Larry Wachholtz, Nebraska,  
1964-66 (1982)  
Kenny Walker, Nebraska,  
1989-90 (2001)  
Dave Walline, Nebraska,  
1968-70 (2001)  
Leon G. Warner, Nebraska,  
1910-11 (2023)  
Steve Warren, Nebraska,  
1996-99 (2009)  
Bill Weber, Nebraska,  
1981-84 (2012)  
Kerry Weinmaster, Nebraska,  
1976-79 (2006)  
Ed Weir, Nebraska,  
1923-25 (1971)  
Raymond "Bub" Weller, Nebraska,  
1920-22 (1989)  
Adolph Wenke, Nebraska,  
1920-22 (2007)  
John Westover, Nebraska,  
1897, 1899-1902 (2002)  
Daryl White, Nebraska,  
1971-73 (1994)  
Freeman White, Nebraska,  
1963-65 (1982)  
Oscar Wiberg, Nebraska Wesleyan,  
1923-26 (1973)  
Lonnie Wickard, Chadron State,  
1957-58 (2000)  
Erik Wiegert, Nebraska,  
1989-91 (2007)  
Zach Wiegert, Nebraska,  
1991-94 (1995)  
Demorrio Williams, Nebraska,  
2002-03 (2015)  
Jamie Williams, Nebraska,  
1979-82 (2003)  
Jimmy Williams, Nebraska,  
1979-81 (2001)  
Tyrone Williams, Nebraska,  
1993-95 (2006)

Harry Wilson, Nebraska,  
1964-66 (2015)  
Wally Winter, Nebraska,  
1968-70 (2020)  
Phil Wise, Nebraska-Omaha,  
1968-70 (1982)  
Grant Wistrom, Nebraska,  
1994-97 (1998)  
Willard Witte, Nebraska,  
1927-29 (1985)  
Danny Woodhead, Chadron State,  
2005-08 (2018)  
Keith Wortman, Nebraska,  
1970-71 (2021)  
Ross Wurdeman, Concordia  
1998-2001 (2022)  
Jake Young, Nebraska,  
1986-89 (2000)

**Coaches**  
Ross Armstrong, Chadron State,  
1937-53 (1991)  
E.E. Bearg, Nebraska,  
1925-28 (1988)  
Dana X. Bible, Nebraska,  
1929-36 (1971)  
W.C. "Bummy" Booth,  
Nebraska, 1900-05 (1985)  
Claire Boroff, Nebraska-Kearney,  
1972-99 (2000)  
Sandy Buda, Nebraska-Omaha,  
1978-89 (2001)  
Al Caniglia, Nebraska-Omaha,  
1960-74 (1979)  
Lloyd Cardwell, Omaha U.,  
1947-59 (1986)  
W.C. "King" Cole, Nebraska,  
1907-10 (2023)  
Fred Dawson, Nebraska,  
1921-24 (1971)  
Bob Devaney, Nebraska,  
1962-72 (1971)  
Jim Dutcher, Doane,  
1942-52 (1992)  
Charlie Foster, Nebraska-Kearney,  
1945-52 (2003)  
Bill Glassford, Nebraska,  
1949-55 (2002)  
C.L. "Sed" Hartman, Omaha U.,  
1931-42 (1997)  
Bill Jennings, Nebraska,  
1957-61 (1996)  
Lawrence McCeney "Biff" Jones,  
Nebraska, 1937-41 (1971)  
Jerry Joy, Peru State,  
1975-82 (1999)  
A.J. Lewandowski, Nebraska,  
1943-44 (1990)  
Wendell Maupin, Hastings,  
1971-89 (2004)  
Thurlo McCrady, Hastings,  
(1995)  
Jack McIntire, Peru State,  
1961-63, 1972-73 (1987)  
Leo McKillip, Dana,  
1985-92 (2011)  
Tom McLaughlin, Hastings,  
1949-63 (1982)  
Darrell Morris, Nebraska-Kearney,  
2000-14 (2022)  
Spec Nelson, Midland Lutheran,  
1937-42 (1993)  
Al Papik, Doane,  
1955-70 (1980)  
Dr. Tom Osborne, Nebraska,  
1973-97 (1998)  
Paul Peterson, Dana,  
1942-61 (1994)  
E.N. Robinson, Nebraska,  
1896-97 (1971)  
Jim Ross, Nebraska (Assistant),  
1962-76 (2005)

Carl Selmer, Nebraska (Assistant)  
1962-72 (2020)  
Brad Smith, Chadron State,  
1987-2004 (2019)  
E.O. "Jumbo" Stiehm, Nebraska,  
1911-15 (1984)  
Don Watchhorn, Midland Lutheran,  
1971-91 (1989)  
Al Wheeler, Peru State,  
1938-63 (1983)  
Fielding Yost, Nebraska,  
1898 (1971)  
Allen H. Zikmund, Kearney State,  
1955-71 (1977)

#### President's Award

One of the most prestigious awards given by the Nebraska Football Hall of Fame, it is presented by the Executive Committee to deserving individuals for outstanding leadership and service to the University of Nebraska, the Nebraska Athletic Department and the Husker Football Program.

Dan Kelley  
Clifford Hardin, 2010  
Tom Osborne, 2014  
Irv Veitzer, 2017

#### Clarence E. Swanson Memorial Award

Inaugurated by the Nebraska chapter in 1972 to honor a person "for outstanding contributions to the University of Nebraska and the Husker athletic department through personal service, personal support of athletic department programs and dedication to the Husker football program and intercollegiate athletics."

**1972**— Dr. Norman Carlson, Lincoln  
**1973**— Phil Gerelick, Omaha  
**1974**— Otto Baumann,  
San Gabriel, Calif.  
**1975**— Herman Dinklage, Wisner  
**1976**— Irv Veitzer, Omaha  
**1977**— York A. Hinman Jr.,  
North Platte  
**1978**— Emmett J. Junge, Lincoln  
**1979**— Wally Provost, Omaha  
**1980**— Lyell Bremser, Omaha  
**1981**— M.G. "Mutt" Volz, Lincoln  
**1982**— Jim Beltzer, Grand Island  
**1983**— George Abel, Lincoln  
**1984**— Robert Logsdon, Lincoln  
**1985**— H.W. Monsky, Omaha  
**1986**— Joseph Carroll, Lincoln  
**1987**— Dean Kratz, Omaha  
**1988**— Paul Schorr III, Lincoln  
**1989**— D.B. "Woody" Varner,  
Lincoln  
**1990**— Dan Cook, Dallas, Texas  
**1991**— Lee Sapp, Omaha  
**1992**— Bob Devaney, Lincoln  
**1993**— Charles C. Myers, Omaha  
**1994**— Martin Massengale, Lincoln  
**1995**— Milton Ebers, Fremont  
**1996**— Richard Herman,  
Los Angeles  
**1997**— Don Bryant, Lincoln  
**1998**— John Payne, Kearney  
**1999**— Dr. John W. (Jack) Goebel,  
Lincoln  
**2000**— Howard Hawks, Omaha  
**2001**— Harold and Marian Andersen,  
Omaha  
**2002**— Dale Jensen, Scottsdale, Ariz.  
**2003**— Gates Minnick, Lincoln  
**2004**— Kenneth Morrison, Hastings  
**2005**— Russell and E. Louise Brehm,  
Lincoln

|        |  |
|--------|--|
| 2006-- | Richard A. Robinson Family, Norfolk      |
| 2007-- | Joe Silverman, Lincoln                   |
| 2008-- | Bill and Betty Cook, Beatrice            |
| 2009-- | Walter and Suzanne Scott Family, Omaha   |
| 2010-- | David and Peggy Sokol, Omaha             |
| 2011-- | Jay and Kim Noddle, Omaha                |
| 2012-- | Dan and Cara Whitney, Pawnee City        |
| 2013-- | Ernie and Jan Thayer, Grand Island       |
| 2014-- | Kim and Jill Wolfe, Columbus             |
| 2015-- | Kelly and Virginia Holthus, York         |
| 2016-- | Mike and Julie Jacobson, North Platte    |
| 2017-- | Tom and Rhonda Peed, Lincoln             |
| 2018-- | Bill and Ruth Scott, Omaha               |
| 2019-- | Tom and Patty Hastings, Omaha            |
| 2020-- | Duane and Phyllis Acklie Family, Lincoln |
| 2021-- | 2020 winners recognized (Covid-19)       |
| 2022-- | Marlene Ricketts, Omaha                  |
| 2023-- | Lauritzen Family, Omaha                  |
| 2024-- | Angie and Dan Muhleisen, Lincoln         |

#### **Lyell Bremser Merit Award**

Inaugurated by the Nebraska chapter in 1974, to honor a person "with a background of interest in and support of intercollegiate football, who has made a sizeable contribution to society through public service and/or self sacrifice."

|        |  |
|--------|--|
| 1974-- | Lloyd Grimm, Omaha                     |
| 1975-- | Gregg McBride, Omaha                   |
|        | Charles S. "Cy" Sherman, Lincoln       |
| 1976-- | Frederick Ware, Omaha                  |
|        | Ralph Beechner, Lincoln                |
|        | Maurice "Skip" Palrang, Omaha          |
|        | Jim Ross, Lincoln                      |
| 1977-- | Floyd Bottorff, Lincoln                |
| 1978-- | Paul Schneider, Lincoln                |
| 1979-- | Ursala Walsh, Lincoln                  |
| 1980-- | John K. Selleck, Lincoln;              |
|        | Charles Washington, Omaha              |
| 1981-- | Burton Newton, Lincoln                 |
| 1982-- | Helen Ruth Wagner, Lincoln             |
| 1983-- | James S. Pittenger, Lincoln            |
| 1984-- | Don Bryant, Lincoln                    |
| 1985-- | George F. Sullivan, Lincoln            |
| 1986-- | Dr. Paul Goetowski, Lincoln            |
| 1987-- | Dr. Pat Clare, Lincoln                 |
| 1988-- | Gail Gade, Lincoln                     |
| 1989-- | Mike Corgan, Lincoln                   |
|        | Bill Shepard, Lincoln                  |
| 1990-- | Bob Billings, Omaha                    |
| 1991-- | Dr. Samuel Fuenning, Lincoln           |
| 1992-- | Jack Payne, Omaha                      |
| 1993-- | Boyd Epley, Lincoln                    |
| 1994-- | John Melton, Lincoln                   |
| 1995-- | Al Papi, Lincoln                       |
| 1996-- | Tom Allan, Omaha                       |
| 1997-- | Dr. Walter Reiss, California           |
| 1998-- | Dr. Raymond Peterson, California       |
| 1999-- | Ruth Michalecki, Lincoln               |
| 2000-- | John Hay, Sacramento, Calif.           |
| 2001-- | Jerry Weber, Lincoln                   |
| 2002-- | Gary Fouraker, Lincoln                 |
| 2003-- | Dr. Barbara Hibner, Lincoln            |
| 2004-- | Charlie McBride, Fountain Hills, Ariz. |
| 2005-- | Milt Tenopir, Lincoln, Neb.            |

|        |   |
|--------|---|
| 2006-- | Irv Veitzer, Omaha, Neb.                          |
| 2007-- | George Darlington, Lincoln, Neb.                  |
| 2008-- | Dan Young, Lincoln                                |
| 2009-- | Cletus, Kenneth, Rex and Pat Fischer and Families |
| 2010-- | Jon and Joyanne Van Bloom, Lincoln                |
| 2011-- | Bruce and Darla Evertson, Kimball                 |
| 2012-- | Ron and Jeanie Carson, Omaha                      |
| 2013-- | Tom and Mary Hansen, Papillion                    |
| 2014-- | Dan and Lisa Koch, Elkhorn                        |
| 2015-- | Byron and Olinda Boslau, Lincoln                  |
| 2016-- | Dr. Tom and Nancy Heiser, Lincoln                 |
| 2017-- | Chris Anderson, Lincoln                           |
|        | Pat Logsdon, Lincoln                              |
| 2018-- | Jim and Mary Abel, Lincoln                        |
| 2019-- | Butch Hug, Lincoln                                |
|        | Shot Kleen, Lincoln                               |
| 2020-- | Jim and Suzanne Pillen, Columbus                  |
| 2021-- | 2020 winners recognized (Covid-19)                |
| 2022-- | Dr. Lonnie Albers, Lincoln                        |
|        | Mike Arthur, Lincoln                              |
| 2023-- | Jim and Sharri Baldanado, Elwood                  |
| 2024-- | Joe Selig, Lincoln                                |

#### **Nebraska Chapter, Scholarship Winners**

|        |                                       |
|--------|---------------------------------------|
| 1973-- | Mike Beren, Nebraska                  |
| 1974-- | Jeff Hill, Nebraska                   |
|        | Mike O'Holleran, Nebraska             |
| 1975-- | Dan Anderson, Nebraska                |
|        | Marvin Beck, UNO                      |
| 1976-- | Mike Coyle, Nebraska                  |
|        | John Thomsen, UNO                     |
| 1977-- | Carl Anderson III, UNO                |
|        | Duane Fritz, Chadron State            |
| 1978-- | Ted Harvey, Nebraska                  |
|        | Steve Bates, Kearney State            |
| 1979-- | Jim Pillen, Nebraska                  |
| 1980-- | Bill Weidner, Hastings                |
| 1981-- | Jeff Finn, Nebraska                   |
|        | Mark Christensen, Doane               |
| 1982-- | Ric Lindquist, Nebraska               |
| 1983-- | Mike Mandelko, Nebraska               |
|        | Greg Havelka, UNO                     |
| 1984-- | Mike Tranmer, Nebraska                |
|        | Charles Mitchell, Chadron State       |
|        | Kirk Hutton, UNO                      |
| 1985-- | Scott Strasburger, Nebraska           |
| 1986-- | Jerry Kripal, UNO                     |
| 1987-- | Chris Carr, Nebraska                  |
|        | Paul LaFond, UNO                      |
| 1988-- | none                                  |
| 1989-- | Tom Welter, Nebraska                  |
| 1990-- | Bill Bobbora, Nebraska                |
|        | John Baumann, Doane                   |
|        | James Gallentine, Hastings            |
| 1991-- | Matt Korte, Concordia                 |
| 1992-- | Dan Sellon, UNO                       |
|        | George Achola, Nebraska               |
|        | Curtis Fox, Nebraska Wesleyan         |
| 1993-- | Mark Fritch, Peru State               |
|        | John McMillen, Nebraska               |
| 1994-- | Troy Branch, Nebraska                 |
|        | Ryan Buckley, Hastings                |
|        | Stephen Gaines, Peru State            |
| 1995-- | Kevin Christiansen, Nebraska Wesleyan |
|        | W. LaMont Rainey, Wayne State         |
|        | Matt Shaw, Nebraska                   |
| 1996-- | Steve Volin, Nebraska                 |
| 1997-- | David Seizys, Nebraska                |
|        | Scott Reynolds, Hastings              |
| 1998-- | Chad Wiesler, Doane                   |
| 1999-- | Monte Christo, Nebraska               |
|        | Larry Brown, UNO                      |

|        |                            |
|--------|----------------------------|
| 2000-- | Adam Julch, Nebraska       |
|        | Andy Stine, UNO            |
|        | Wayne Webster, Doane       |
| 2001-- | Mark Pentico, Doane        |
|        | Jake McKee, Nebraska       |
| 2002-- | Chad Geiger, UNO           |
|        | Mike Muma, UNK             |
| 2003-- | Will Dabbert, Nebraska     |
|        | Justin Stark, Doane        |
| 2004-- | Curt Tomasevich, Nebraska  |
|        | Tim Clemenger, Peru State  |
| 2005-- | Dusty Keiser, Nebraska     |
|        | Randall Hopkins, UNO       |
| 2006-- | Blake Tiedtke, Nebraska    |
| 2007-- | Dane Todd, Nebraska        |
|        | Greg Wilmes, Dana College  |
| 2008-- | Nick Baldetti, Wayne State |

#### **Orange Bowl Hall of Fame**

|  |                                      |
|--|--------------------------------------|
|  | Jerry Tagge (1969-71, 1989*)         |
|  | Rich Glover (1970-72, 1990*)         |
|  | Bob Brown (1961-63, 1994*)           |
|  | Mike Rozier (1981-83, 1995*)         |
|  | Johnny Rodgers (1970-72, 1996*)      |
|  | Dave Rimmington (1980-83, 2010*)     |
|  | Irving Fryar (1981-83, 2001*)        |
|  | Tommie Frazier (1992-95, 2002*)      |
|  | Turner Gill (1981-83, 2006*)         |
|  | Ahman Green (1995-97, 2014*)         |
|  | Barry Alvarez (1965-67, 2016*)       |
|  | Scott Frost (1995-97, 2018*)         |
|  | Grant Wistrom (1994-97, 2022*)       |
|  | Coach Bob Devaney (1962-72, 1976*)   |
|  | Coach Tom Osborne (1973-1997, 1991*) |
|  | <i>*year of induction</i>            |

#### **Fiesta Bowl 50th Anniversary Team (Named in 2020)**

|  |                                |
|--|--------------------------------|
|  | Tommie Frazier (1996)          |
|  | Tom Osborne                    |
|  | (1975, 1986, 1988, 1990, 1996) |
|  | Lawrence Phillips (1996)       |

#### **Sugar Bowl Hall of Fame**

|  |                             |
|--|-----------------------------|
|  | Tony Davis (1972-74, 2021*) |
|--|-----------------------------|

# Nebraska NFL Draftees

## Year-- Round--Player, Position, Team

1936-- 3rd--Bernie Scherer, E, Green Bay  
 1937-- 1st--Sam Francis, B, Philadelphia  
 (3) 1st--Lloyd Cardwell, B, Detroit  
 1st--Les McDonald, E, Chicago  
 1938-- 5th--Fred Shirey, T, Philadelphia  
 (4) 6th--Elmer Dohrmann, E, Washington  
 8th--Ted Doyle, T, New York Giants  
 9th--Johnny Howell, B, Green Bay  
 1939-- 3rd--Charley Brock, C, Green Bay  
 (3) 9th--Bill Callihan, B, Detroit  
 9th--Bob Mills, T, New York Giants  
 1940-- 8th--George Seeman, E, Green Bay  
 1941-- 3rd--Harry Hopp, B, Detroit  
 (6) 4th--Walt Luther, B, Cleveland  
 5th--Royal Kahler, T, Philadelphia  
 6th--Herman Rohrig, B, Green Bay  
 7th--Ray Prochaska, E, Cleveland  
 16th--Warren Alfson, G, Brooklyn  
 1942-- 5th--Vike Francis, B, Brooklyn  
 (3) 16th--George Abel, G, Chicago  
 17th--Fred Preston, E, Green Bay  
 1943-- 10th--Vic Schleich, T, Brooklyn  
 (2) 12th--Al Zikmund, B, Chicago  
 1944-- 15th--Bert Gissler, E, Green Bay  
 (3) 25th--Howard Debus, B, Boston  
 27th--Al Grubaugh, T, Green Bay  
 1945-- 13th--Wally Hopp, B, Detroit  
 (2) 18th--Frank Hazard, G, Green Bay  
 1946-- (none selected)  
 1947-- 10th--Carl Samuelson, T, LA Rams  
 1948-- 23rd--John Pesek, E, LA Rams  
 (2) 32nd--Tom Novak, C, Philadelphia  
 1949-- 23rd--Cletus Fischer, B, NY Giants  
 1950-- 4th--Tom Novak, C, Chicago  
 (2) 26th--Charley Toogood, T, Cleveland  
 1951-- 3rd--Charley Toogood, T, LA Rams  
 (2) 4th--Fran Nagle, B, Philadelphia  
 1952-- 14th--Frank Simons, E, San Francisco  
 1953-- 4th--Don Boll, G, Washington  
 (3) 7th--Bobby Reynolds, B, LA Rams  
 9th--Ed Husmann, G, Chicago Cardinals  
 1954-- 3rd--Ted Connor, T, Philadelphia  
 (3) 9th--Jerry Minnick, G/T, Washington  
 14th--Ray Novak, B, Detroit  
 1955-- 5th--Don Glantz, T, Washington  
 (4) 11th--Ron Clark, B, Green Bay  
 15th--Bob Smith, B, Cleveland  
 24th--Charles Bryant, G, Green Bay  
 1956-- (none selected)  
 1957-- 18th--Clarence Cook, E, Los Angeles  
 (2) 18th--LaVerne Torczon, G, Cleveland  
 1958-- (none selected)  
 1959-- (none selected)  
 1960-- (none selected)  
 1961-- 4th--Ron McDole, T, St. Louis  
 (2) 17th--Pat Fischer, B, St. Louis  
 1962-- (none selected)  
 1963-- 3rd--Dennis Claridge, B, Green Bay  
 (future)  
 (3) 5th--Bill Thornton, B, St. Louis  
 11th--Dave Theisen, B, LA Rams  
 (future)  
 1964-- 1st--Bob Brown, G, Philadelphia  
 (9) 1st--Lloyd Voss, T, Green Bay  
 5th--Rudy Johnson, B, San Francisco  
 5th--John Kirby, LB, Minnesota  
 9th--Willie Ross, B, St. Louis  
 15th--Monte Kiffin, T, Minnesota  
 9th--Larry Kramer, T, Baltimore  
 (future)  
 18th--Robert Jones, G, Washington  
 20th--Bob Hohn, HB, LA Rams  
 (future)

1965-- 3rd--Kent McCloughan, B, Washington  
 (3) 12th--John Strohmeyer, T, Washington  
 (future)  
 19th--Preston Love, B, Detroit  
 1966-- 2nd--Walt Barnes, T, Washington  
 (8) 3rd--Tony Jeter, E, Green Bay  
 3rd--Bob Pickens, OT, Chicago  
 (future)  
 12th--Dick Czap, OT, Cleveland  
 (future)  
 13th--James Brown, G, St. Louis  
 16th--Lynn Senkbeil, LB, Chicago  
 (future)  
 19th--Dick Fitzgerald, T, San Francisco  
 (future)  
 1967-- 3rd--Harry Wilson, HB, Philadelphia  
 (5) 4th--Carel Stith, OT, Houston  
 9th--Ron Kirkland, HB, Baltimore  
 10th--Pete Tatman, FB, Minnesota  
 13th--Kaye Carstens, DB, Chicago  
 1968-- 4th--Wayne Meylan, LB, Cleveland  
 (3) 5th--Ben Gregory, RB, Buffalo  
 7th--Bob Taucher, OT, Dallas  
 1969-- 7th--James Hawkins, DB, LA Rams  
 (2) 12th--Dick Davis, RB, Cleveland  
 1970-- 7th--Jim McFarland, TE, St. Louis  
 (8) 7th--Ken Geddes, LB, Detroit  
 8th--Dana Stephenson, DB, Chicago  
 8th--Mike Wynn, DE/DT, Oakland  
 10th--Frank Patrick, TE, Green Bay  
 15th--Bob Liggett, DT, Kansas City  
 16th--Mike Green, RB, San Diego  
 17th--Glenn Patterson, C, Dallas  
 1971-- 2nd--Joe Orduna, RB, San Francisco  
 (4) 3rd--Bob Newton, OT, Chicago  
 8th--Paul Rogers, K, Pittsburgh  
 11th--Dan Schneiss, TE, New England  
 1972-- 1st--Jerry Tagge, QB, Green Bay  
 (6) 1st--Jeff Kinney, RB, Kansas City  
 1st--Larry Jacobson, DT, NY Giants  
 5th--Carl Johnson, OT, New Orleans  
 8th--Van Brownson, QB, Baltimore  
 10th--Keith Wortman, OG, Green Bay  
 1973-- 1st--Johnny Rodgers, WR, San Diego  
 (10) 2nd--Willie Harper, LB, San Francisco  
 2nd--Monte Johnson, DT, Oakland  
 3rd--Bill Olds, RB, Baltimore  
 3rd--Rich Glover, DT, NY Giants  
 5th--Doug Dumlcr, C, New England  
 8th--Joe Blahak, DB, Houston  
 8th--Bill Janssen, OT, Pittsburgh  
 10th--Dave Mason, DB, Minnesota  
 11th--Jerry List, RB, Oakland  
 1974-- 1st--John Dutton, DT, Baltimore  
 (7) 4th--Steve Manstedt, DE, Houston  
 6th--Daryl White, OT, Cincinnati  
 6th--Maury Damkroger, RB, New England  
 8th--Frosty Anderson, WR, New Orleans  
 9th--Bob Wolfe, OT, Miami  
 13th--Ralph Powell, RB, Atlanta  
 1975-- 1st--Tom Ruud, LB, Buffalo  
 (12) 2nd--Bob Nelson, LB, Buffalo  
 4th--John Starkebaum, LB, New Orleans  
 5th--Dave Humm, QB, Oakland  
 6th--Don Westbrook, WR, Baltimore  
 6th--Mark Doak, OT, Washington  
 6th--Tom Alward, OG, NY Jets  
 6th--Marvin Crenshaw, OT, Pittsburgh  
 11th--Ardell Johnson, DB, Washington  
 14th--Ritch Bahe, WR, St. Louis  
 16th--Dennis Pavelka, OT, Washington  
 17th--Stan Hegener, OG, Pittsburgh  
 1976-- 3rd--Rik Bonness, LB, Oakland  
 (11) 4th--Tony Davis, RB, Cincinnati  
 4th--Wonder Monds, DB, Pittsburgh  
 6th--Bob Martin, LB, NY Jets  
 8th--Jim Burrow, DB, Green Bay

11th--Dean Gissler, DT, Washington  
 12th--John O'Leary, RB, Chicago  
 13th--Brad Jenkins, TE, Tampa Bay  
 13th--John Lee, DT, San Diego  
 14th--Larry MUSHINSKI, TE, Dallas  
 16th--Rich Costanzo, OG, Dallas  
 1977-- 2nd--Mike Fultz, DT, New Orleans  
 (6) 4th--Vince Ferragamo, QB, LA Rams  
 5th--Ray Phillips, LB, Cincinnati  
 6th--Ron Pruitt, DE, Buffalo  
 7th--Bob Lingenfelter, OT, Cleveland  
 11th--Dave Butterfield, DB, NY Jets  
 1978-- 2nd--Brett Moritz, OG, Tampa Bay  
 (8) 3rd--Stan Waldemore, OT, Atlanta  
 4th--Dodie Donnell, RB, NY Jets  
 5th--Ken Spaeth, TE, Buffalo  
 6th--Tom Davis, C, Oakland  
 7th--Mark Dufresne, TE, Pittsburgh  
 7th--Monte Anthony, RB, Baltimore  
 10th--George Jorgensen, OG, NY Giants  
 1979-- 1st--George Andrews, LB, LA Rams  
 (8) 1st--Kelvin Clark, OT, Denver  
 3rd--Barney Cotton, OG, Cincinnati  
 3rd--Rick Berns, RB, Tampa Bay  
 6th--Steve Lindquist, OG, Miami  
 7th--Lee Kunz, LB, Chicago  
 10th--Frank Lockett, WR, Green Bay  
 11th--Randy Poeschl, DE, Cleveland  
 1980-- 1st--Junior Miller, TE, Atlanta  
 (10) 3rd--Tim Smith, WR, Houston  
 3rd--Rod Horn, DT, Cincinnati  
 3rd--Bill Barnett, DT, Miami  
 4th--I.M. Hipp, RB, Atlanta  
 7th--Dan Pensick, DT, Kansas City  
 7th--John Havekost, OG, Denver  
 9th--Kelly Saalfeld, C, Green Bay  
 10th--Mark Goodspeed, OT, Miami  
 10th--Kenny Brown, WR, Minnesota  
 1981-- 2nd--Russell Gary, DB, New Orleans  
 (7) 2nd--Andra Franklin, RB, Miami  
 2nd--Janis Redwine, RB, Minnesota  
 4th--Derrie Nelson, LB, Dallas  
 9th--John Noonan, WR, Miami  
 9th--Randy Schleusener, OG, Cleveland  
 12th--Joe Adams, OG, St. Louis  
 1982-- 1st--Jimmy Williams, LB, Detroit  
 (5) 3rd--Rodney Lewis, DB, New Orleans  
 7th--Henry Waechter, DT, Chicago  
 7th--Phil Bates, RB, Detroit  
 12th--Tom Carlstrom, OG, NY Jets  
 1983-- 1st--Dave Rimington, C, Cincinnati  
 (7) 2nd--Roger Craig, RB, San Francisco  
 3rd--Jamie Williams, TE, NY Giants  
 6th--Dodd Brown, WR, Detroit  
 10th--Jeff Merrell, NT, San Francisco  
 10th--Toby Williams, DE, New England  
 10th--Bruce Mathison, QB, San Diego  
 1984 regular phase--  
 (3) 1st--Irving Fryar, WR, New England  
 1st--Dean Steinkuhler, OT, Houston  
 6th--Scott Raridon, OT, Philadelphia  
 1984 supplemental phase--  
 (3) 1st--Mike Rozier, RB, Houston  
 3rd--Turner Gill, QB, NY Jets  
 3rd--Mark Schellen, RB, San Francisco  
 1985-- 2nd--Mark Traynowicz, C, Buffalo  
 (6) 2nd--Mark Behning, OT, Pittsburgh  
 7th--Bret Clark, DB, LA Raiders  
 9th--Scott Strasburger, LB, Dallas  
 10th--Jeff Smith, RB, Kansas City  
 12th--Shane Swanson, WR, Cleveland  
 1986-- 3rd--Tom Rathman, FB, San Francisco  
 (4) 3rd--Jim Skow, DE, Cincinnati  
 7th--Paul Miles, RB, Seattle  
 7th--Bill Lewis, C, LA Raiders  
 1987-- 1st--Danny Noonan, DT, Dallas  
 (4) 2nd--Brian Davis, CB, Washington

|        |  |        |   |        |   |
|--------|--|--------|---|--------|---|
|        | 4th--Marc Munford, LB, Denver          |        | 2000--2nd--Mike Brown, ROV, Chicago       |        | 2011--1st--Prince Amukamara, DB, NY Giants  |
|        | 9th--Stan Parker, OG, NY Giants        |        | (3) 3rd--Steve Warren, DT, Green Bay      | (7)    | 4th--Roy Helu Jr., RB, Washington           |
| 1988-- | 1st--Neil Smith, DT, Kansas City       |        | 5th--Ralph Brown, CB, NY Giants           |        | 4th--Alex Henery, PK/P, Philadelphia        |
| (7)    | 4th--Tim Rother, DE, LA Raiders        | 2001-- | 2nd--Kyle Vanden Bosch, RE, Arizona       |        | 5th--DeJon Gomes, DB, Washington            |
|        | 6th--Keith Jones, RB, LA Rams          | (7)    | 2nd--Dominic Raiola, C, Detroit           |        | 6th--Niles Paul, WR, Washington             |
|        | 8th--Keith Neubert, TE, NY Jets        |        | 4th--Carlos Polk, LB, San Diego           |        | 6th--Keith Williams, OL, Pittsburgh         |
|        | 10th--Brian Washington, DB, Cleveland  |        | 4th--Correll Buckhalter, RB, Philadelphia |        | 7th--Eric Hagg, DB, Cleveland               |
|        | 11th--Hendley Hawkins, WR, Cleveland   |        | 5th--Russ Hochstetler, OG, Tampa Bay      | 2012-- | 2nd--Lavonte David, LB, Tampa Bay           |
|        | 11th--Steve Forch, LB, Chicago         |        | 6th--Bobby Newcombe, RB, Arizona          | (4)    | 4th--Jared Crick, DT, Houston               |
| 1989-- | 1st--Broderick Thomas, LB, Tampa Bay   |        | 6th--Dan Alexander, RB, Tennessee         |        | 7th--Alfonzo Dennard, DB, New England       |
| (7)    | 5th--Lawrence Pete, NT, Detroit        | 2002-- | 2nd--Toniu Fonoti, OG, San Diego          |        | 7th--Marcel Jones, OT, New Orleans          |
|        | 8th--Dana Brinson, WR, San Diego       | (4)    | 3rd--Eric Crouch, WR, St. Louis           | 2013-- | 6th--Rex Burkhead, RB, Cincinnati           |
|        | 9th--Tim Jackson, DB, Dallas           |        | 4th--Keyuo Craver, CB, New Orleans        | (2)    | 7th--Daimon Stafford, SS, Tennessee         |
|        | 10th--Todd Millikan, TE, Chicago       |        | 7th--Tracey Wistrom, TE, Tampa Bay        | 2014-- | 2nd--Stanley Jean-Baptiste, CB, New Orleans |
|        | 11th--Willie Griffin, DT, Tampa Bay    | 2003-- | 2nd--Chris Kelsay, RE, Buffalo            | (3)    | 3rd--Spencer Long, OL, Washington           |
|        | 12th--Steve Taylor, QB, Indianapolis   | (4)    | 4th--DeJuan Groce, CB, St. Louis          |        | 6th--Quincy Enunwa, WR, NY Jets             |
| 1990-- | 3rd--Jeff Mills, LB, San Diego         |        | 7th--Josh Brown, PK, Seattle              | 2015-- | 2nd--Ameer Abdullah, IB, Detroit            |
| (5)    | 6th--Kent Wells, DT, Washington        |        | 7th--Scott Shanle, LB, St. Louis          | (3)    | 2nd--Randby Gregory, DE, Dallas             |
|        | 8th--Ken Clark, RB, Indianapolis       | 2004-- | 4th--Demorrio Williams, LB, Atlanta       |        | 5th--Kenny Bell, WR, Tampa Bay              |
|        | 8th--Gerry Gdowski, QB, New Orleans    | (5)    | 6th--Jammal Lord, S, Houston              | 2016-- | 3rd--Maliek Collins, DT, Dallas             |
|        | 12th--Richard Bell, RB, Pittsburgh     |        | 6th--Josh Sewell, C, Denver               | (4)    | 3rd--Vincent Valentine, DT, New England     |
| 1991-- | 1st--Bruce Pickens, DB, Atlanta        |        | 7th--Ryon Bingham, DT, San Diego          |        | 4th--Alex Lewis, OL, Baltimore              |
| (6)    | 1st--Mike Croel, LB, Denver            |        | 7th--Trevor Johnson, DE, NY Jets          |        | 6th--Andy Janovich, FB, Denver              |
|        | 8th--Kenny Walker, DT, Denver          | 2005-- | 1st--Fabian Washington, CB, Oakland       | 2017-- | 5th--Nathan Gerry, S, Philadelphia          |
|        | 8th--Pat Tyrance, LB, LA Rams          | (4)    | 2nd--Barrett Ruud, LB, Tampa Bay          | 2018-- | 6th--Tanner Lee, QB, Jacksonville           |
|        | 9th--Tahaun Lewis, DB, LA Raiders      |        | 2nd--Josh Bullocks, S, New Orleans        | 2019-- | (none selected)                             |
|        | 11th--Joe Sims, DT, Atlanta            |        | 3rd--Richie Incognito, OL, St. Louis      | 2020-- | 6th--Khail Davis, DL, Tampa Bay             |
| 1992-- | 1st--Johnny Mitchell, TE, NY Jets      | 2006-- | 2nd--Daniel Bullocks, S, Detroit          | (2)    | 7th--Carlos Davis, Pittsburgh               |
| (7)    | 3rd--Tyrone Legette, CB, New Orleans   | (4)    | 6th--Sam Koch, P, Baltimore               | 2021-- | 5th--Brenden Jaimos, OL,                    |
|        | 6th--Nate Turner, TE, Buffalo          |        | 6th--Le Kevin Smith, DT, New England      | (2)    | Los Angeles Chargers                        |
|        | 7th--Jon Bostick, SE, Denver           |        | 7th--Titus Adams, DT, NY Jets             |        | 7th--Matt Farniok, OL, Dallas               |
|        | 7th--Curtis Cotton, CB, LA Raiders     | 2007-- | 1st--Adam Carriker, DE, St. Louis         | 2022-- | 6th--Trey Palmer, WR, Tampa Bay             |
|        | 11th--Mike Petko, LB, New England      | (4)    | 2nd--Brandon Jackson, IB, Green Bay       | (2)    | 6th--Ochaun Mathis, DE,                     |
|        | 12th--Keithen McCant, QB, Cleveland    |        | 3rd--Stewart Bradley, LB, Philadelphia    |        | Los Angeles Rams                            |
| 1993-- | 2nd--John Parrella, DT, Buffalo        |        | 4th--Jay Moore, DE, San Francisco         | 2023-- | (none selected)                             |
| (6)    | 3rd--Will Shields, OG, Kansas City     | 2008-- | 5th--Zackary Bowman, CB, Chicago          |        |   |
|        | 4th--Derek Brown, RB, New Orleans      | (3)    | 5th--Carl Nicks, OL, New Orleans          |        |   |
|        | 5th--Tyrone Hughes, SE/DB, New Orleans |        | 6th--Bo Ruud, LB, New England             |        |   |
|        | 7th--Travis Hill, OLB, Cleveland       | 2009-- | 5th--Cody Glenn, LB, Washington           |        |   |
|        | 7th--Lance Lewis, FB, Indianapolis     | (3)    | 6th--Matt Slauson, OL, NY Jets            |        |   |
| 1994-- | 1st--Trev Alberts, OLB, Indianapolis   |        | 7th--Lydon Murtha, OL, Detroit            |        |   |
| (5)    | 2nd--Toby Wright, ROV, LA Rams         | 2010-- | 1st--Ndamukong Suh, DT, Detroit           |        |   |
|        | 3rd--Calvin Jones, RB, LA Raiders      | (3)    | 4th--Phillip Dillard, LB, NY Giants       |        |   |
|        | 4th--John Reece, FS, Arizona           |        | 5th--Larry Asante, S, Cleveland           |        |   |
|        | 7th--Lance Lundberg, OT, New Orleans   |        |   |        |   |
| 1995-- | 2nd--Zach Wiegert, OT, St. Louis       |        |   |        |   |
| (7)    | 3rd--Brenden Stai, OG, Pittsburgh      |        |   |        |   |
|        | 3rd--Troy Dumas, LB, Kansas City       |        |   |        |   |
|        | 4th--Rob Zatechka, OT, NY Giants       |        |   |        |   |
|        | 4th--Donta Jones, OLB, Pittsburgh      |        |   |        |   |
|        | 6th--Cory Schlesinger, FB, Detroit     |        |   |        |   |
|        | 6th--Barron Miles, CB, Pittsburgh      |        |   |        |   |
| 1996-- | 1st--Lawrence Phillips, RB, St. Louis  |        |   |        |   |
| (6)    | 3rd--Tyrone Williams, CB, Green Bay    |        |   |        |   |
|        | 4th--Aaron Graham, C, Arizona          |        |   |        |   |
|        | 5th--Christian Peter, DT, New England  |        |   |        |   |
|        | 6th--Doug Colman, LB, NY Giants        |        |   |        |   |
|        | 6th--Tony Veland, FS, Denver           |        |   |        |   |
| 1997-- | 1st--Michael Booker, CB, Atlanta       |        |   |        |   |
| (8)    | 2nd--Jared Tomich, DE, New Orleans     |        |   |        |   |
|        | 2nd--Mike Minter, S, Carolina          |        |   |        |   |
|        | 3rd--Adam Treu, OT, Oakland            |        |   |        |   |
|        | 4th--Chris Dishman, OT, Arizona        |        |   |        |   |
|        | 5th--Jamel Williams, LB, Washington    |        |   |        |   |
|        | 5th--Eric Stokes, FS, Seattle          |        |   |        |   |
|        | 7th--Jon Hesse, LB, Jacksonville       |        |   |        |   |
| 1998-- | 1st--Grant Wistrom, DE, St. Louis      |        |   |        |   |
| (6)    | 1st--Jason Peter, DT, Carolina         |        |   |        |   |
|        | 3rd--Scott Frost, QB, NY Jets          |        |   |        |   |
|        | 3rd--Ahman Green, RB, Seattle          |        |   |        |   |
|        | 7th--Aaron Taylor, OG, Indianapolis    |        |   |        |   |
|        | 7th--Eric Warfield, DB, Kansas City    |        |   |        |   |
| 1999-- | 2nd--Mike Rucker, RE, Carolina         |        |   |        |   |
| (7)    | 4th--Joel Makovicka, RB, Arizona       |        |   |        |   |
|        | 4th--Jason Wiltz, DL, NY Jets          |        |   |        |   |
|        | 5th--Jay Foreman, LB, Buffalo          |        |   |        |   |
|        | 7th--Chad Kelsay, LB, Pittsburgh       |        |   |        |   |
|        | 7th--Kris Brown, PK, Pittsburgh        |        |   |        |   |
|        | 7th--Sheldon Jackson, TE, Buffalo      |        |   |        |   |

### Huskers Drafted in the First Round

| Year | Player            | Pos.   | Team         | Pick |
|------|-------------------|--------|--------------|------|
| 1937 | Sam Francis*      | FB     | Philadelphia | 1st  |
| 1937 | Lloyd Cardwell    | HB     | Detroit      | 7th  |
| 1937 | Les McDonald      | End    | Chicago      | 8th  |
| 1964 | Bob Brown         | Guard  | Philadelphia | 2nd  |
| 1964 | Lloyd Voss        | Tackle | Green Bay    | 13th |
| 1972 | Jeff Kinney       | HB     | Kansas City  | 23rd |
| 1972 | Jerry Tagge       | QB     | Green Bay    | 11th |
| 1972 | Larry Jacobson    | Tackle | New York     | 24th |
| 1973 | Johnny Rodgers    | HB     | San Diego    | 25th |
| 1974 | John Dutton       | Tackle | Baltimore    | 5th  |
| 1975 | Tom Ruud          | LB     | Buffalo      | 19th |
| 1979 | George Andrews    | LB     | L.A. Rams    | 19th |
| 1979 | Kelvin Clark      | Tackle | Denver       | 22nd |
| 1980 | Junior Miller     | TE     | Atlanta      | 7th  |
| 1982 | Jimmy Williams    | LB     | Detroit      | 15th |
| 1983 | Dave Rimington    | Center | Cincinnati   | 25th |
| 1984 | Irving Fryar*     | WR     | New England  | 1st  |
| 1984 | Dean Steinkuhler  | Guard  | Houston      | 2nd  |
| 1984 | Mike Rozier**     | RB     | Houston      | 1st  |
| 1987 | Danny Noonan      | MG     | Dallas       | 12th |
| 1988 | Neil Smith        | DT     | Kansas City  | 2nd  |
| 1989 | Broderick Thomas  | OLB    | Tampa Bay    | 6th  |
| 1991 | Bruce Pickens     | DB     | Atlanta      | 3rd  |
| 1991 | Mike Croel        | OLB    | Denver       | 4th  |
| 1992 | Johnny Mitchell   | TE     | N.Y. Jets    | 15th |
| 1994 | Trev Alberts      | OLB    | Indianapolis | 5th  |
| 1996 | Lawrence Phillips | RB     | St. Louis    | 6th  |
| 1997 | Michael Booker    | CB     | Atlanta      | 11th |
| 1998 | Grant Wistrom     | RE     | St. Louis    | 6th  |
| 1998 | Jason Peter       | DT     | Carolina     | 14th |
| 2005 | Fabian Washington | CB     | Oakland      | 23rd |
| 2007 | Adam Carriker     | DE     | St. Louis    | 13th |
| 2010 | Ndamukong Suh     | DT     | Detroit      | 2nd  |
| 2011 | Prince Amukamara  | DB     | N.Y. Giants  | 19th |

\*First player chosen. \*\*Chosen in supplemental draft.

# Huskers in Pro Football

## A-E

- Abdullah, Amer--  
   Detroit Lions (NFL), 1915-16-17  
   Minnesota Vikings (NFL), 2018-19-20  
   Carolina Panthers, 2021  
   Las Vegas Raiders, 2022-23  
 Adams, Demoin--  
   Edmonton Eskimos (CFL), 2004  
 Adams, Titus--  
   New York Giants, 2006  
   New England Patriots, 2009  
   Cleveland Browns, 2009-10  
 Adduci, Nick--  
   Washington Redskins, 1954-55  
 Akinmoladun, Freedom--  
   Cincinnati Bengals, 2019-20  
   New York Jets, 2021  
 Alberts, Trev--  
   Indianapolis Colts, 1994-95-96  
 Allen, Austin--  
   New York Giants, 2022  
   Green Bay Packers, 2022-23  
   Arlington Renegades (UFL), 2024  
 Alexander, Dan--  
   Tennessee Titans, 2001  
   Jacksonville Jaguars, 2002  
 Alfson, Warren--  
   Brooklyn Dodgers, 1941  
 Alward, Tom--  
   Birmingham Vulcans (WFL), 1975  
   Tampa Bay Buccaneers, 1976  
 Amos, Willie--  
   Winnipeg Blue Bombers (CFL), 2008  
   Edmonton Eskimos (CFL), 2009-10  
 Amukamara, Prince--  
   New York Giants, 2011-12-13-14-15  
   Jacksonville Jaguars, 2016  
   Chicago Bears, 2017-18-19  
   Las Vegas Raiders, 2020  
   Arizona Cardinals, 2020  
   New Orleans Saints, 2021  
 Anderson, Eric--  
   Amsterdam (NFL Europe), 1998-99  
 Anderson, Mike--  
   Amsterdam (World League), 1995  
 Anderson, Zaire--  
   Denver Broncos, 2015-16-17  
 Andrews, George--  
   Los Angeles Rams, 1979-80-81-82-83-84-85  
 Ankrah, Jason--  
   Houston Texans, 2014  
   Tennessee Titans, 2015  
 Anthony, Monte--  
   Baltimore Colts, 1978  
 Asante, Larry--  
   Tampa Bay Buccaneers, 2010-11  
   Indianapolis Colts, 2013  
   Oakland Raiders, 2014-15  
 Ashburn, Cliff--  
   New York Giants, 1929  
   Chicago Bears, 1930  
 Barnes, Walt--  
   Washington Redskins, 1966-67-68-69-70-71  
   Denver Broncos, 1973  
 Barnett, Bill--  
   Miami Dolphins, 1980-81-82-83-84-85  
 Bassett, Henry--  
   Kansas City Cowboys, 1924  
 Behning, Mark--  
   Pittsburgh Steelers, 1985-86  
 Bell, Kenny--  
   Tampa Bay Buccaneers, 2015  
   Baltimore Ravens, 2016-17  
 Bell, Richard--  
   Pittsburgh Steelers, 1990  
 Berns, Rick--  
   Tampa Bay Buccaneers, 1979-80  
   Los Angeles Raiders, 1982-83  
 Berquist, Joy--  
   Kansas City Cowboys, 1924-26  
   Chicago Cardinals, 1927  
 Bingham, Ryon--  
   San Diego Chargers, 2004-05-06-07-08-09
- Blahak, Joe--  
   Houston Oilers, 1973  
   Minnesota Vikings, 1974-75  
   New England Patriots, 1976  
   Minnesota Vikings, 1977  
 Blankenship, Brian--  
   Pittsburgh Steelers, 1987-89-90-91  
 Bloodgood, Elbert--  
   Kansas City Cowboys, 1925-26  
   Cleveland Bulldogs, 1927  
   New York Giants, 1928  
   Green Bay Packers, 1930  
 Boll, Don--  
   Washington Redskins, 1953-54-55-56-57-58-59  
   New York Giants, 1960  
 Bonness, Rik--  
   Oakland Raiders, 1976  
   Tampa Bay Buccaneers, 1977-78-79-80  
 Booker, Michael--  
   Atlanta Falcons, 1997-98-99  
   Tennessee Titans, 2000-01  
 Bootle, Dicaprio--  
   Kansas City Chiefs, 2021-22  
   Carolina Panthers, 2023  
 Bowman, Zackary--  
   Chicago Bears, 2008-09-10-11-12-13  
   New York Giants, 2014  
   Miami Dolphins, 2015  
 Bradley, Stewart--  
   Philadelphia Eagles, 2007-08-09-10  
   Arizona Cardinals, 2011-12  
   Denver Broncos, 2013  
 Brinson, Dana--  
   San Diego Chargers, 1989  
   London Monarchs (WLAFL), 1991  
 Bristow, George--  
   Providence Steamrollers, 1925  
 Broadstone, Marion--  
   New York Giants, 1931  
 Brock, Charles--  
   Green Bay Packers, 1939-40-41-42-43-44-45-46-47  
 Brown, Bob--  
   Philadelphia Eagles, 1964-65-66-67-68  
   Los Angeles Rams, 1969-70  
   Oakland Raiders, 1971-72-73  
 Brown, Derek--  
   New Orleans Saints, 1993-94-95-96-97  
 Brown, Josh--  
   Seattle Seahawks, 2003-04-05-06-07  
   St. Louis Rams, 2008-09-10-11  
   Cincinnati Bengals, 2012  
   New York Giants, 2013-14-15-16  
 Brown, Kris--  
   Pittsburgh Steelers, 1999-00-01  
   Houston Texans, 2002-03-04-05-06-07-08-09  
   Dallas Cowboys, 2010  
   San Diego Chargers, 2010  
 Brown, Mike--  
   Chicago Bears, 2000-01-02-03-04-05-06-07-08  
   Kansas City Chiefs, 2009  
 Brown, Omar--  
   Denver Broncos, 2024  
 Brown, Ralph--  
   New York Giants, 2000-01-02-03  
   Minnesota Vikings, 2004-05  
   Cleveland Browns, 2006  
   Arizona Cardinals, 2007-08-09  
 Brown, Todd--  
   New York Jets, 1964  
   San Francisco 49ers, 1964-65  
 Brown, Todd--  
   Montreal Concordes (CFL), 1983-84  
   Saskatchewan Roughriders (CFL), 1987-88  
   Winnipeg Blue Bombers (CFL), 1988  
 Buchanan, Pete--  
   Toronto Argonauts (CFL), 1989  
   Hamilton Tiger-Cats (CFL), 1990  
 Buckhalter, Correll--  
   Philadelphia Eagles, 2001-02-03-04-05-06-07-08  
   Denver Broncos, 2009-10
- Bullocks, Daniel--  
   Detroit Lions, 2006-07-08-09  
 Bullocks, Josh--  
   New Orleans Saints, 2005-06-07-08  
   Chicago Bears, 2009-10  
 Burkhead, Rex--  
   Cincinnati Bengals, 2013-14-15-16  
   New England Patriots, 2017-18-19-20  
   Houston Texans, 2021-22  
 Burns, Ed--  
   New Orleans Saints, 1978-79  
 Burrow, Jim--  
   Green Bay Packers, 1976  
   Montreal Alouettes (CFL), 1977-78-79  
   Calgary Stampeders (CFL), 1980  
   Ottawa Rough Riders (CFL), 1981  
 Byler, Joe--  
   New York Giants, 1946  
 Callihan, Bill--  
   Detroit Lions, 1940-45  
 Cardwell, Lloyd--  
   Detroit Lions, 1937-38-39-40-41-42-43  
 Carriker, Adam--  
   St. Louis Rams, 2007-08-09  
   Washington Redskins, 2010-11-12-13  
 Carter, Cethan--  
   Cincinnati Bengals, 2017-18-19-20  
   Miami Dolphins, 2021-22  
 Chamberlin, Guy--  
   Decatur Staleys, 1920  
   Chicago Staleys, 1921  
   Canton Bulldogs, 1922-23  
   Cleveland Bulldogs, 1924  
   Frankford Yellowjackets, 1925-26  
   Chicago Cardinals, 1927  
 Chorney, Terris--  
   Edmonton Eskimos (CFL), 1993-94  
 Claridge, Dennis--  
   Green Bay Packers, 1964-65  
   Atlanta Falcons, 1966  
 Clark, Bret--  
   Tampa Bay Bandits (USFL), 1985  
   Atlanta Falcons, 1986-87-88  
 Clark, Kelvin--  
   Denver Broncos, 1979-80-81  
   New Orleans Saints, 1982-83-84-85  
 Clark, Ken--  
   Indianapolis Colts, 1990-91  
 Collins, Malik--  
   Dallas Cowboys, 2016-17-18-19  
   Las Vegas Raiders, 2020  
   Houston Texans, 2021-22-23  
   San Francisco 49ers, 2024  
 Colman, Doug--  
   New York Giants, 1996-97-98  
   Tennessee Titans, 1999  
   Oakland Raiders, 2000  
 Compton, Will--  
   Washington Redskins, 2013-14-15-16-17  
   Tennessee Titans, 2018  
   Oakland Raiders, 2019  
   Tennessee Titans, 2020  
   Las Vegas Raiders, 2021  
 Connor, Ted--  
   Toronto Argonauts (CFL), 1954  
   Hamilton Tiger-Cats (CFL), 1955  
 Cooper, Reggie--  
   Dallas Cowboys, 1991  
 Cotton, Barney--  
   Cincinnati Bengals, 1979  
   St. Louis Cardinals, 1980-81-82  
 Craig, Roger--  
   San Francisco 49ers, 1983-84-85-86-87-88-89-90  
   Los Angeles Raiders, 1991  
   Minnesota Vikings, 1992-93  
 Craver, Keyuo--  
   New Orleans Saints, 2002-03-04  
   Edmonton Eskimos (CFL), 2005-06  
   Winnipeg Blue Bombers (CFL), 2009-10  
 Crick, Jared--  
   Houston Texans, 2012-13-14-15  
   Denver Broncos, 2016-17

Croel, Mike--  
 Denver Broncos, 1991-92-93-94  
 New York Giants, 1995  
 Baltimore Ravens, 1996  
 Seattle Seahawks, 1998  
 Crouch, Eric--  
 Hamburg Sea Devils (NFL Europe), 2005  
 Toronto Argonauts (CFL), 2006-07  
 Damkroger, Maury--  
 New England Patriots, 1974-75  
 Daniels, Damion--  
 Houston Texans, 2022  
 Houston Gamblers (UFL), 2023  
 Michigan Panthers (UFL), 2024  
 Daniels, Darrión--  
 San Francisco 49ers, 2020-21  
 Atlanta Falcons, 2022  
 Birmingham Stallions (UFL), 2023  
 David, Lavonte--  
 Tampa Bay Buccaneers, 2012-13-  
 14-15-16-17-18-19-20-21-22-23  
 Davis, Brian--  
 Washington Redskins, 1987-88-89  
 Seattle Seahawks, 1991  
 San Diego Chargers, 1993  
 Minnesota Vikings, 1994  
 Davis, Carlos--  
 Pittsburgh Steelers, 2020-21-22  
 Atlanta Falcons, 2023  
 Birmingham Stallions (UFL), 2024  
 Davis, Dick--  
 Cleveland Browns, 1969  
 Denver Broncos, 1970  
 Davis, Josh--  
 New York Jets, 2004  
 Davis, Khalil--  
 Tampa Bay Buccaneers, 2020-22  
 Indianapolis Colts, 2021  
 Pittsburgh Steelers, 2021  
 Los Angeles Rams, 2022  
 Birmingham Stallions (UFL), 2023  
 Houston Texans, 2023-24  
 Davis, Tom--  
 Toronto Argonauts (CFL), 1978-79  
 Ottawa Rough Riders (CFL), 1979  
 Denver Broncos, 1980-81  
 Denver Gold (USFL), 1983-84-85  
 Davis, Tony--  
 Cincinnati Bengals, 1976-77-78  
 Tampa Bay Buccaneers, 1979-80-81  
 Boston Breakers (USFL), 1983  
 DeAngelis, Sandro--  
 Calgary Stampeders (CFL), 2005-06-  
 07-08-09  
 Hamilton Tiger-Cats (CFL), 2010  
 DeFruiter, Bob--  
 Washington Redskins, 1945-47  
 Detroit Lions, 1947  
 Los Angeles Rams, 1948  
 Dennard, Alfonso--  
 New England Patriots, 2012-13-14  
 DeWitz, Herbert--  
 Cleveland Bulldogs, 1927  
 DeWitz, Rufus--  
 Kansas City Cowboys, 1924-26  
 Diedrick, Dahrnan--  
 Washington Redskins, 2004-05  
 Rhein Fire (NFL Europe), 2005  
 Edmonton Eskimos (CFL), 2006  
 Montreal Alouettes (CFL),  
 2006-07-08-09-10-11-12-14  
 Hamilton Tiger-Cats (CFL), 2013  
 Dillard, Philip--  
 New York Giants, 2010  
 Dishman, Chris--  
 Arizona Cardinals, 1997-98-99-00-  
 01-02-03  
 Dixon, Corey--  
 Atlanta Falcons, 1994  
 Dixon, Gary--  
 Southern California Sun (WFL), 1975  
 Doak, Mark--  
 Birmingham Vulcans (WFL), 1975  
 Domann, JoJo--  
 Indianapolis Colts, 2022  
 Tennessee Titans, 2023-24

Doyle, Ted--  
 Pittsburgh Pirates, 1938  
 Pittsburgh Steelers, 1939-40-41-42-45  
 Philadelphia-Pittsburgh, 1943  
 Chicago-Pittsburgh, 1944  
 DuBoise, Doug--  
 San Francisco 49ers, 1987-88  
 Sacramento Surge (WLAFL), 1992  
 Dumas, Troy--  
 Kansas City Chiefs, 1995-96-97  
 Denver Broncos, 1998  
 Dumlér, Doug--  
 New England Patriots, 1973-74-75  
 Minnesota Vikings, 1976-77  
 Dutton, John--  
 Baltimore Colts, 1974-75-76-77-78  
 Dallas Cowboys, 1979-80-81-82-83-  
 84-85-86-87  
 Enunwa, Quincy--  
 New York Jets, 2014-15-16-17-18-19  
 Erickson, Mike--  
 Berlin Thunder (NFL Europe), 2006  
 Etienne, LeRoy--  
 San Francisco 49ers, 1990  
 Evans, Ciente--  
 Saskatchewan Roughriders (CFL), 2014  
 Calgary Stampeders (CFL), 2015-16-17-18  
 Montreal Alouettes (CFL), 2019-20-23  
 Hamilton Tiger-Cats (CFL), 2021-22  
 British Columbia Lions (CFL), 2024

## F-J

Farniok, Matt  
 Dallas Cowboys, 2021-22  
 Chicago Bears, 2023  
 Detroit Lions, 2023  
 Ferragamo, Vince--  
 Los Angeles Rams,  
 1977-78-79-80-82-83-84-85  
 Montreal Alouettes (CFL), 1981  
 Buffalo Bills, 1985  
 Green Bay Packers, 1985-86  
 Finley, Clint--  
 Kansas City Chiefs, 2002-03  
 Fischer, Cletus--  
 New York Giants, 1949-50  
 Fischer, Pat--  
 St. Louis Cardinals, 1961-62-  
 63-64-65-66-67  
 Washington Redskins,  
 1968-69-70-71-72-73-74-75-76-77  
 Fonoti, Tonlu--  
 San Diego Chargers, 2002-03-04  
 Minnesota Vikings, 2005  
 Miami Dolphins, 2006  
 Foreman, Jay--  
 Buffalo Bills, 1999-00-01  
 Houston Texans, 2002-03-04  
 New York Giants, 2005  
 Frahm, Harold--  
 Staten Island Stapletons, 1932  
 Philadelphia Eagles, 1935  
 Boston Redskins, 1935  
 Brooklyn Tigers, 1936  
 Frain, Todd--  
 Washington Redskins, 1987  
 Francis, Sam--  
 Chicago Bears, 1937-38  
 Pittsburgh Steelers, 1939  
 Brooklyn Dodgers, 1939-40  
 Franklin, Andra--  
 Miami Dolphins, 1981-82-83-84  
 Frazier, Tommie--  
 Montreal Alouettes (CFL), 1996  
 Frost, Scott--  
 New York Jets, 1998-99-00-01  
 Cleveland Browns, 2001  
 Green Bay Packers, 2002  
 Tampa Bay Buccaneers, 2003  
 Fryar, Charles--  
 Barcelona Dragons (WLAFL), 1991  
 Fryar, Irving--  
 New England Patriots,  
 1984-85-86-87-88-89-90-91-92  
 Miami Dolphins, 1993-94-95  
 Philadelphia Eagles, 1996-97-98  
 Washington Redskins, 1999-00  
 Fultz, Mike--  
 New Orleans Saints, 1977-78-79-80  
 Baltimore Colts, 1981  
 Gary, Russell--  
 New Orleans Saints, 1981-82-83-  
 84-85-86  
 Philadelphia Eagles, 1986-87-88  
 Gates, Nick--  
 New York Giants - 2018-19-20-21-22  
 Washington Commanders - 2023  
 Geddes, Ken--  
 Los Angeles Rams, 1971-72-73-74-75  
 Seattle Seahawks, 1976-77-78  
 Gerry, Nathan--  
 Philadelphia Eagles, 2017-18-19-20  
 San Francisco 49ers, 2021  
 Washington Commanders, 2022  
 Gifford, Luke--  
 Dallas Cowboys, 2019-20-21-22  
 Tennessee Titans, 2023-24  
 Gill, Turner--  
 Montreal Concordes (CFL), 1984-85  
 Glantz, Don--  
 Edmonton Eskimos (CFL), 1955  
 Glenn, Cody--  
 Indianapolis Colts, 2009-10  
 Glover, Rich--  
 New York Giants, 1973  
 Shreveport (WFL), 1974  
 Philadelphia Eagles, 1975  
 Golliday, Aaron--  
 Scottish Claymores (NFL Europe), 2004  
 Gomes, Dejon--  
 Washington Redskins, 2011-12  
 Detroit Lions, 2013  
 Goodspeed, Mark--  
 St. Louis Cardinals, 1980  
 Birmingham Stallions (USFL), 1983  
 Graham, Aaron--  
 Arizona Cardinals, 1996-97-98-99  
 Kansas City Chiefs, 2002  
 Oakland Raiders, 2001  
 Tennessee Titans, 2002  
 Grant, Anthony--  
 Tampa Bay Buccaneers, 2024  
 Green, Ahman--  
 Seattle Seahawks, 1998-99  
 Green Bay Packers, 2000-01-02-03-  
 04-05-06-09  
 Houston Texans, 2007-08  
 Omaha Nighthawks (UFL), 2010  
 Gregory, Randy--  
 Dallas Cowboys, 2015-16-17-18-19-20-21  
 Denver Broncos, 2022-23  
 San Francisco 49ers, 2023  
 Tampa Bay Buccaneers, 2024  
 Gregory, Ben--  
 Buffalo Bills, 1968-69  
 Groce, DeJuan--  
 St. Louis Rams, 2003-04-05  
 New Orleans Saints, 2006  
 Hagg, Eric--  
 Cleveland Browns, 2011-12  
 Hardrick, Jermarcus--  
 New Orleans Saints, 2012  
 British Columbia Lions (CFL), 2014-15  
 Saskatchewan Roughriders (CFL), 2015  
 Winnipeg Blue Bombers (CFL), 2016-17-  
 18-19-20-21-22-23  
 Saskatchewan Roughriders (CFL), 2024  
 Harper, Willie--  
 San Francisco 49ers,  
 1973-74-75-76-77-78-79-80-81-  
 82-83  
 New Jersey Generals (USFL), 1984  
 Helu, Roy--  
 Washington Redskins, 2011-12-13-14  
 Oakland Raiders, 2015  
 Henry, Alex--  
 Philadelphia Eagles, 2011-12-13  
 Detroit Lions, 2014  
 Henry, Ricky--  
 Chicago Bears, 2011  
 New Orleans Saints, 2012  
 Kansas City Chiefs, 2013-14

- Hesse, Jon--  
Green Bay Packers, 1997  
Denver Broncos, 1997  
St. Louis Rams, 1998  
Scotland (NFL Europe), 1999
- Hill, Travis--  
Cleveland Browns, 1993-94  
Carolina Panthers, 1995
- Hochstein, Russ--  
Tampa Bay Buccaneers, 2001  
New England Patriots, 2002-03-04-05-06-07-08  
Denver Broncos, 2009-10-11  
Kansas City Chiefs, 2012
- Hohn, Bobby--  
Pittsburgh Steelers, 1965-66-67-68-69
- Hokuf, Steve--  
Boston Redskins, 1933-35
- Hollowell, T.J.--  
New York Giants, 2004  
New York Jets, 2005  
Denver Broncos, 2006
- Hopp, Harry--  
Detroit Lions, 1940-41-42-43  
Miami Seahawks, 1946  
Buffalo Bisons, 1946  
Los Angeles Dons, 1947
- Horn, Rod--  
Cincinnati Bengals, 1980-81
- Howell, John--  
Green Bay Packers, 1938
- Hughes, Tyrone--  
New Orleans Saints, 1993-94-95-96  
Chicago Bears, 1997  
Dallas Cowboys, 1998
- Humm, Dave--  
Oakland/Los Angeles Raiders, 1975-76-77-78-79-83-84  
Buffalo Bills, 1980  
Baltimore Colts, 1982
- Hurley, Dan--  
Boston/New Orleans/Portland Breakers (USFL), 1983-84-85  
British Columbia Lions (CFL), 1987
- Husmann, Ed--  
Chicago Cardinals, 1953-56-57-58-59  
Dallas Cowboys, 1960  
Houston Oilers, 1961-62-63-64-65  
Edmonton Eskimos (CFL), 1966
- Incognito, Richie--  
St. Louis Rams, 2005-06-07-08  
Buffalo Bills, 2009-15-16-17  
Miami Dolphins, 2010-11-12-13  
Oakland Raiders, 2019  
Las Vegas Raiders, 2020-21
- Jackson, Brandon--  
Green Bay Packers, 2007-08-09-10  
Cleveland Browns, 2011-12
- Jackson, Lamar--  
New York Jets, 2020-21  
Chicago Bears, 2022  
Denver Broncos, 2022  
Kansas City Chiefs, 2023  
Carolina Panthers, 2023-24
- Jackson, Sheldon--  
Buffalo Bills, 1999-00-01
- Jackson, Tim--  
Dallas Cowboys, 1989  
Barcelona Dragons (WLAFL), 1991
- Jackson, Vershan--  
Kansas City Chiefs, 1999  
Berlin (NFL Europe), 2000
- Jacobson, Larry--  
New York Giants, 1972-73-74-75
- Jaimes, Brenden--  
Los Angeles Chargers, 2021-22-23-24
- James, Ted--  
Frankford Yellowjackets, 1929
- Janovich, Andy--  
Denver Broncos, 2016-17-18-19  
Cleveland Browns, 2020-21  
Houston Texans, 2022
- Janssen, Bill--  
Charlotte (WFL), 1974
- Jarmon, Sherwin--  
Chicago (WFL), 1974  
San Antonio (WFL), 1975
- Jean-Baptiste, Stanley--  
New Orleans Saints, 2014  
Detroit Lions, 2015  
Seattle Seahawks, 2015-16  
Kansas City Chiefs, 2017  
Jacksonville Jaguars, 2017  
Baltimore Ravens, 2017-18-19  
Toronto Argonauts (CFL), 2020
- Jeter, Tony--  
Pittsburgh Steelers, 1966-68
- Johnson, Bill--  
Boston Patriots, 1966-67-68-69
- Johnson, Brad--  
Boston Breakers (USFL), 1983
- Johnson, Carl--  
New Orleans Saints, 1972-73  
Portland (WFL), 1974
- Johnson, Eric--  
Oakland Raiders, 2000-01-02-03  
Atlanta Falcons, 2004  
Arizona Cardinals, 2005
- Johnson, Monte--  
Oakland Raiders, 1973-74-75-76-77-78-79-80
- Johnson, Rudy--  
San Francisco 49ers, 1964-65  
Atlanta Falcons, 1966
- Johnson, Trevor--  
New York Jets, 2004-05  
New Orleans Saints, 2006  
St. Louis Rams, 2007
- Jones, Bob--  
Washington Redskins, 1964
- Jones, Calvin--  
Los Angeles/Oakland Raiders, 1994-95  
Green Bay Packers, 1996
- Jones, Chris--  
Detroit Lions, 2018-20  
Arizona Cardinals, 2018-19-20  
Minnesota Vikings, 2020  
Tennessee Titans, 2021  
Las Vegas Raiders, 2022  
Seattle Sea Dragons (UFL), 2023  
St. Louis Battlehawks (UFL), 2024
- Jones, Donta--  
Pittsburgh Steelers, 1995-96-97-98  
Carolina Panthers, 1999  
New Orleans Saints, 2000
- Jones, DJ--  
Baltimore Ravens, 2011
- Jones, Keith--  
Cleveland Browns 1989  
Dallas Cowboys, 1990 (IR)
- Jones, Lee--  
Frankfurt Galaxy (WLAFL), 1991
- Jones, Marcel--  
New Orleans Saints, 2012-13  
Baltimore Ravens, 2014-15

## K-O

- Kabongo, Patrick--  
Edmonton Eskimos (CFL), 2004-05-06-07-08-09-10-11  
British Columbia Lions (CFL), 2012-13
- Kahler, Bob--  
Green Bay Packers, 1940-41-42-43-44
- Kahler, Royal--  
Pittsburgh Steelers, 1941  
Green Bay Packers, 1942
- Kalu, Joshua--  
Tennessee Titans, 2018-19-20-22  
New York Giants, 2021  
Miami Dolphins, 2023  
Washington Commanders, 2023
- Kelsay, Chad--  
Pittsburgh Steelers, 1999
- Kelsay, Chris--  
Buffalo Bills, 2003-04-05-06-07-08-09-10-11-12
- Kiffin, Monte--  
Winnipeg Blue Bombers (CFL), 1965
- Kinney, Jeff--  
Kansas City Chiefs, 1972-73-74-75  
Buffalo Bills, 1976
- Kirby, John--  
Minnesota Vikings, 1964-65-66-67-68  
New York Giants, 1969-70-71
- Kirkland, Ron--  
Winnipeg Blue Bombers (CFL), 1967
- Knevel, David--  
British Columbia Lions (CFL), 20218-19
- Knox, Mike--  
Denver Broncos, 1987
- Koch, Sam--  
Baltimore Ravens, 2006-07-08-09-10-11-12-13-14-15-16-17-18-19-20-21
- Krenk, Mitch--  
Chicago Bears, 1984-85
- Kunz, Lee--  
Chicago Bears, 1979-80
- Lafleur, Bill--  
Barcelona (NFL Europe), 2001-02  
San Diego Chargers, 2002  
San Francisco 49ers, 2002-03  
San Diego Chargers, 2004
- Larson, Kyle--  
Cincinnati Bengals, 2004-05-06-07-08
- Lee, Jeff--  
St. Louis Cardinals, 1980
- Lee, John--  
San Diego Chargers, 1976-77-78-79-80  
Chicago Blitz (USFL), 1983  
Arizona Wranglers (USFL), 1984
- Lee, Oudious--  
St. Louis Cardinals, 1980  
Boston Breakers (USFL), 1983
- Lee, Tanner--  
Jacksonville Jaguars, 2018
- Legette, Tyrone--  
New Orleans Saints, 1992-93-94-95-96  
Tampa Bay Buccaneers, 1997  
San Francisco 49ers, 1998
- Lewellen, Verne--  
Green Bay Packers, 1924-25-26-27-28-29-30-31-32  
New York Yankees, 1927
- Lewis, Alex--  
Baltimore Ravens, 2016-17-18  
New York Jets, 2019-20
- Lewis, Bill--  
Los Angeles Raiders, 1986-87-88-89  
Phoenix Cardinals, 1990-91-92  
New England Patriots, 1993
- Lewis, Rodney--  
New Orleans Saints, 1982-83-84-85-86
- Liggett, Bob--  
Kansas City Chiefs, 1970  
British Columbia Lions (CFL), 1971
- Lightner, Keven--  
Montreal Machine (WLAFL), 1991
- Lingenfelter, Bob--  
Cleveland Browns, 1977  
Minnesota Vikings, 1978-1979
- Lockett, Frank--  
Boston/New Orleans/Portland Breakers (USFL), 1983-84-85  
San Antonio Gunslingers (USFL), 1985
- Long, Chace--  
Cologne Centurions (NFL Europe), 2005
- Long, Spencer--  
Washington Redskins, 2014-15-16-17  
Buffalo Bills, 2018-19  
San Francisco 49ers, 2020
- Longwell, Brent--  
Memphis (WFL), 1974-75
- Lord, Jammal--  
Houston Texans, 2004-05
- Luck, Terry--  
Cleveland Browns, 1977  
Winnipeg Blue Bombers (CFL), 1978
- Lyday, Allen--  
Houston Oilers, 1984-85-86-87
- Lyman, Roy--  
Canton Bulldogs, 1922-23-25  
Cleveland Bulldogs, 1924  
Frankford Yellowjackets, 1925  
Chicago Bears, 1926-28-30-31-33-34
- Maher, Brett--  
New York Jets, 2013-20  
Dallas Cowboys, 2013-18-19-22  
Winnipeg Blue Bombers, 2014  
Ottawa Redblacks (CFL), 2014-15-17  
Hamilton Tiger-Cats (CFL), 2016  
Cleveland Browns, 2017

Washington Football Team, 2020  
 Arizona Cardinals, 2020-21  
 New Orleans Saints, 2021  
 Denver Broncos, 2023  
 Los Angeles Rams, 2023  
 Makovicka, Joel--  
 Arizona Cardinals, 1999-00-01-02  
 Manstedt, Steve--  
 Birmingham (WFL), 1974-75  
 Washington Redskins, 1976  
 Martin, Bob--  
 New York Jets, 1976-77-78-79  
 San Francisco 49ers, 1979  
 Martin, Eric--  
 Cleveland Browns, 2013-14  
 New England Patriots, 2015  
 Winnipeg Blue Bombers (CFL), 2016  
 Toronto Argonauts (CFL), 2016  
 Mason, Dave--  
 New England Patriots, 1973  
 Green Bay Packers, 1974  
 Masterson, Bernie--  
 Chicago Bears, 1934-35-36-37-38-39-40  
 Mathis, Ochaun--  
 Los Angeles Rams, 2023-24  
 Mathison, Bruce--  
 San Diego Chargers, 1983-84-85  
 Buffalo Bills, 1985  
 San Diego Chargers, 1986  
 Seattle Seahawks, 1987-88  
 McCant, Keith--  
 Winnipeg Blue Bombers (CFL), 1994  
 British Columbia Lions (CFL), 1995  
 McCloughan, Kent--  
 Oakland Raiders, 1966-67-68-69-70  
 McDole, Ron--  
 St. Louis Cardinals, 1961  
 Houston Oilers, 1962  
 Buffalo Bills, 1963-64-65-66-67-68-69-70  
 Washington Redskins, 1971-72-73-74-75-76-77-78  
 McDonald, Les--  
 Chicago Bears, 1937-38-39  
 Philadelphia Eagles, 1940  
 McFarland, Jim--  
 St. Louis Cardinals, 1970-72-73-74  
 Miami Dolphins, 1975  
 McMullen, Dan--  
 New York Giants, 1929  
 Chicago Bears, 1930-31  
 Portsmouth Spartans, 1932  
 McNeill, Mike--  
 Indianapolis Colts, 2011  
 St. Louis Rams, 2012-13  
 McPherson, Forrest--  
 Philadelphia Eagles, 1935-37  
 Green Bay Packers, 1943-45  
 McWilliams, Jon--  
 Saskatchewan Roughriders (CFL), 1956  
 Merrell, Jeff--  
 Boston/New Orleans/Portland Breakers (USFL), 1983-84-85  
 Meylan, Wayne--  
 Cleveland Browns, 1968-69  
 Minnesota Vikings, 1970  
 Miles, Barron--  
 Pittsburgh Steelers, 1995  
 Frankfurt Galaxy (WLAFL), 1996-97  
 Montreal Alouettes (CFL), 1998-99-00-01-02-03-04  
 British Columbia Lions (CFL), 2005-06-07-08-09  
 Miles, Paul--  
 Tampa Bay Buccaneers, 1987  
 Miller, Junior--  
 Atlanta Falcons, 1980-81-82-83-84  
 New Orleans Saints, 1984-85  
 Mills, Jeff--  
 San Diego Chargers, 1990  
 Denver Broncos, 1991-92-93  
 Mitchell, Johnny--  
 New York Jets, 1992-93-94-95  
 Dallas Cowboys, 1996  
 New Orleans Saints, 2001

Mitchell, Josh --  
 Indianapolis Colts, 2015  
 Toronto Argonauts, 2016-17  
 Minter, Mike--  
 Carolina Panthers, 1997-98-99-00-01-02-03-04-05-06  
 Mondts, Wonder--  
 Ottawa Rough Riders (CFL), 1976-77-79  
 San Francisco 49ers, 1978  
 Moore, Jay--  
 San Francisco 49ers, 2007-08  
 Tennessee Titans, 2009  
 Omaha Nighthawks (UFL), 2010  
 Moore, Terrence--  
 Hamilton Tiger-Cats (CFL), 2013-14  
 Morgan Jr., Stanley--  
 Cincinnati Bengals, 2019-20-21-22-23  
 New Orleans Saints, 2024  
 Moritz, Brett--  
 Tampa Bay Buccaneers, 1978  
 Moss, Kareem--  
 British Columbia Lions (CFL), 1995-96  
 Mullen, Verne--  
 Evansville Crimson Giants, 1922  
 Canton Bulldogs, 1923  
 Chicago Bears, 1924-26  
 Chicago Cardinals, 1927  
 Pottsville Maroons, 1927-28  
 Munford, Marc--  
 Denver Broncos, 1987-89-90  
 Kansas City Chiefs, 1991  
 Munn, Monte--  
 Kansas City Cowboys, 1925  
 Munn, Wayne--  
 Kansas City Cowboys, 1925  
 Murillo, Armando--  
 Toronto Argonauts (CFL), 2011-12  
 Murtha, Lydon--  
 Miami Dolphins, 2009-10-11  
 Nelson, Bob--  
 Buffalo Bills, 1975-76-77  
 Oakland/Los Angeles Raiders, 1978-80-81-82-83-84-85  
 Seattle Seahawks, 1979  
 Neubert, Keith--  
 New York Jets, 1988-89-90-91  
 Nelson, Derrie--  
 San Diego Chargers, 1983-84-85  
 Nelson, Garrett--  
 Miami Dolphins, 2023  
 Cincinnati Bengals, 2023  
 Newcombe, Bobby--  
 Montreal Alouettes (CFL), 2002  
 Newsome, Quinton--  
 Denver Broncos, 2024  
 Newton, Bob--  
 Chicago Bears, 1971-72-73-74-75  
 Seattle Seahawks, 1976-77-78-79-82  
 Nicks, Carl--  
 New Orleans Saints, 2008-09-10-11  
 Tampa Bay Buccaneers, 2012-13  
 Noble, Dave--  
 Cleveland Indians, 1924-25  
 Cleveland Panthers, 1926  
 Noonan, Danny--  
 Dallas Cowboys, 1987-88-89-90-91-92  
 Green Bay Packers, 1992  
 Nouili, Nouredin--  
 New Orleans Saints, 2024  
 Nunn, Terrence--  
 Tampa Bay Buccaneers, 2009  
 O'Brien, Gail--  
 Boston Redskins, 1935-36  
 Los Angeles Bulldogs, 1937  
 O'Hanlon, Matt--  
 Omaha Nighthawks (UFL), 2010  
 O'Leary, John--  
 Montreal Alouettes (CFL), 1977-78-79  
 Octavian, Steve--  
 Dallas Cowboys, 2008-09  
 Cleveland Browns, 2010  
 Oehrlich, Arnold--  
 Frankford Yellowjackets, 1928-29  
 Olds, Bill--  
 Baltimore Colts, 1973-74-75  
 Seattle Seahawks, 1976  
 British Columbia Lions (CFL), 1979

Orduna, Joe--  
 New York Giants, 1972-73  
 Baltimore Colts, 1974  
 Ortiz, Tony--  
 Scotland (NFL Europe), 2001-02  
 Winnipeg Blue Bombers (CFL), 2003-04-05  
 Orton, Greg--  
 Detroit Lions, 1987  
 Ozigbo, Devine--  
 New Orleans Saints, 2019-21-22  
 Jacksonville Jaguars, 2019-20-21  
 New England Patriots, 2021-22  
 Denver Broncos, 2022  
 Detroit Lions, 2023

## P-R

Palmer, Trey--  
 Tampa Bay Buccaneers, 2023-24  
 Parrella, John--  
 Buffalo Bills, 1993  
 San Diego Chargers, 1994-95-96-97-98-99-00-01  
 Oakland Raiders, 2002-03-04  
 St. Louis Rams, 2005  
 Pate, Tom--  
 Hamilton Tiger-Cats (CFL), 1975  
 Patrick, Chris--  
 Philadelphia Eagles, 2008  
 San Francisco 49ers, 2009-10  
 Toronto Argonauts (CFL), 2012  
 Patrick, Frank--  
 Green Bay Packers, 1970-71-72  
 Patton, Jerry--  
 Minnesota Vikings, 1971  
 Buffalo Bills, 1972-73  
 Philadelphia Eagles, 1974  
 New England Patriots, 1975  
 Paul, Niles--  
 Washington Redskins, 2011-12-13-14-15-16-17  
 Jacksonville Jaguars, 2018  
 San Francisco 49ers, 2019  
 Pete, Lawrence--  
 Detroit Lions, 1989-90-91-92-93-94  
 Peter, Christian--  
 New York Giants, 1997-98-99-2000  
 Indianapolis Colts, 2001  
 Chicago Bears, 2002  
 Peter, Jason--  
 Carolina Panthers, 1998-99-00-01  
 Phillips, Lawrence--  
 St. Louis Rams, 1996-97  
 Miami Dolphins, 1997-98  
 Barcelona (NFL Europe), 1998  
 San Francisco 49ers, 1999  
 Montreal Alouettes (CFL), 2002-03  
 Phillips, Ray--  
 Cincinnati Bengals, 1977  
 Philadelphia Eagles, 1978-79-80-81  
 Boston/New Orleans Breakers (USFL), 1983-84  
 Pickens, Bob--  
 Chicago Bears, 1967-68-69  
 Edmonton Eskimos (CFL), 1971  
 Pickens, Bruce--  
 Atlanta Falcons, 1991-92  
 Kansas City Chiefs, 1993-94  
 Oakland Raiders, 1995-96  
 Pippens, Jerrell--  
 Chicago Bears, 2004  
 San Diego Chargers, 2005  
 Polk, Carlos--  
 San Diego Chargers, 2001-02-03-04-05-06-07  
 Dallas Cowboys, 2008  
 Pollack, Fred--  
 Amsterdam (NFL Europe), 1999  
 Potter, Zach--  
 Jacksonville Jaguars, 2009-10-11-12  
 Powers, Warren--  
 Oakland Raiders, 1963-64-65-66-67-68  
 Presnell, Glenn--  
 Ironton Tanks, 1928-29-30  
 Portsmouth Spartans, 1931-32-33  
 Detroit Lions, 1934-35-36

Price, Givens--

Arizona Cardinals, 2016  
Washington Redskins, 2017  
Tampa Bay Buccaneers, 2017-18

Prochaska, Ray--

Cleveland Rams, 1941

Purify, Maurice--

Cincinnati Bengals, 2009

Quinn, Jeff--

Pittsburgh Steelers, 1982  
New Orleans Breakers (USFL), 1984

Qvale, Brent--

New York Jets, 2014-15-16-17-18-19  
Houston Texas, 2020  
Tennessee Titans, 2021

Raiola, Dominic--

Detroit Lions, 2001-02-03-04-05-  
06-07-08-09-10-11-12-13-14

Rathman, Tom--

San Francisco 49ers,  
1986-87-88-89-90-91-92-93  
Los Angeles Raiders, 1994

Redwine, Jarvis--

Minnesota Vikings, 1981-82-83

Reece, John--

Kansas City Chiefs, 1994  
St. Louis Rams, 1995  
Dallas Cowboys, 1997

Reilly, Brandon--

Buffalo Bills, 2017  
Detroit Lions, 2018-19  
Dallas Cowboys, 2018  
Pittsburgh Steelers, 2019  
St. Louis Battlehawks (XFL), 2020

Rhea, Hugh--

Brooklyn Dodgers, 1933  
Brooklyn Tigers, 1936

Richards, Ray--

Frankford Yellowjackets, 1930  
Chicago Bears, 1933-35  
Los Angeles Bulldogs, 1937

Rimington, Dave--

Cincinnati Bengals, 1983-84-85-86-87  
Philadelphia Eagles, 1988-89

Roach, Trevor--

Cincinnati Bengals, 2015-16

Rodgers, Johnny--

Montreal Alouettes (CFL), 1973-74-  
75-76

Rohrig, Herman--

Green Bay Packers, 1941-46-47

Rose, Jonathan--

Ottawa Redblacks (CFL), 2016-17-18-19  
Edmonton Elks, 2021

Ross, Cory--

Baltimore Ravens, 2006-07  
California Redwoods (UFL), 2010  
Edmonton Eskimos (CFL), 2011-12

Ross, Willie--

Buffalo Bills, 1964-65  
Calgary Stampeders (CFL), 1966

Rother, Tim--

Los Angeles Raiders, 1989-90

Rozier, Mike--

Pittsburgh Maulers (USFL), 1984  
Jacksonville Bulls (USFL), 1985  
Houston Oilers, 1985-86-87-88-89-90  
Atlanta Falcons, 1990-91

Rucker, Mike--

Carolina Panthers,  
1999-00-01-02-03-04-05-06-07

Ruud, Barrett--

Tampa Bay Buccaneers, 2005-06-  
07-08-09-10

Tennessee Titans, 2011

Houston Texans, 2012

Ruud, Tom--

Buffalo Bills, 1975-76-77  
Cincinnati Bengals, 1978-79

## S-Z

Saalfeld, Kelly--

Green Bay Packers, 1980  
New York Giants, 1980

Samuelson, Carl--

Pittsburgh Steelers, 1948-49-50-51

Sanford, Phalen--

Las Vegas Raiders, 2024

Sauer, George--

Green Bay Packers, 1935-36-37

Schellen, Mark--

New Orleans Breakers (USFL), 1984  
San Diego Chargers, 1985

Scherer, Bernard--

Green Bay Packers, 1936-37-38  
Pittsburgh Steelers, 1939

Schleich, Vic--

New York Yankees, 1947

Schlesinger, Cory--

Detroit Lions,  
1995-96-97-98-99-00-01-02-03-  
04-05-06

Schmit, Bob--

Portland (WFL), 1974  
New York Giants, 1975-76

Scott, Phil--

Orange Tornadoes, 1929

Scott, Verl--

Edmonton Eskimos (CFL), 1956

Seeman, George--

Green Bay Packers, 1940

Seibel, Kevin--

Chicago Blitz (USFL), 1984

Seisay, Mohammed--

Detroit Lions, 2014  
Seattle Seahawks, 2015-16  
Saskatchewan Roughriders (CFL), 2017  
Winnipeg Blue Bombers (CFL), 2018  
Memphis Express (AAF), 2019  
Seattle Dragons (XFL), 2020

Sewell, Josh--

Denver Broncos, 2004-05

Shanle, Scott--

St. Louis Rams, 2003  
Dallas Cowboys, 2004-05  
New Orleans Saints, 2006-07-08-  
09-10-11-12

Shaw, Ed--

Rock Island Independents, 1920  
Canton Bulldogs, 1922-23  
Akron Pro's, 1923

Shields, Will--

Kansas City Chiefs, 1993-94-95-96-  
97-98-99-00-01-02-03-04-05-06

Shirey, Fred--

Cleveland Rams, 1940-41

Simmons, Ricky--

Washington Federals (USFL), 1984

Sims, Joe--

Atlanta Falcons, 1991-92  
Green Bay Packers, 1993-94-95

Sirls, Jeremiah--

San Diego Chargers, 2014  
Minnesota Vikings, 2015-16-17  
Buffalo Bills, 2018

Skow, Jim--

Cincinnati Bengals, 1986-87-88-89  
Tampa Bay Buccaneers, 1990  
Seattle Seahawks, 1991

Slauson, Matt--

New York Jets, 2009-10-11-12  
Chicago Bears, 2013-14-15  
San Diego/Los Angeles Chargers, 2016-17  
Indianapolis Colts, 2018

Slecht, Jeremy--

Philadelphia Eagles, 2002  
Houston Texans, 2003

Sloan, Clair--

Chicago Bears, 1930-31-33  
Ironton Tankers, 1932

Smith, Bob--

Cleveland Browns, 1955-56  
Philadelphia Eagles, 1956

Smith, Jeff--

Kansas City Chiefs, 1985-86  
Tampa Bay Buccaneers, 1987-88

Smith, Le Kevin--

New England Patriots, 2006-07-08  
Denver Broncos, 2009

Smith, Neil--

Kansas City Chiefs,  
1988-89-90-91-92-93-94-95-96  
Denver Broncos, 1997-98-99  
San Diego Chargers, 2000

Smith, Tim--

Houston Oilers, 1980-81-82-83-84-  
85-86

Stafford, Daimon--

Tennessee Titans, 2013-14-15-16  
Pittsburgh Steelers, 2017-18

Stai, Brenden--

Pittsburgh Steelers, 1995-96-97-98-99  
Jacksonville Jaguars, 2000-01  
Washington Redskins, 2002

Steels, Anthony--

Boston/New Orleans Breakers  
(USFL), 1983-84  
Buffalo Bills, 1985  
San Diego Chargers, 1987

Steinkuhler, Dean--

Houston Oilers, 1984-85-86-87-88-  
89-90-91

Steinkuhler, Ty--

New York Jets, 2009

Sterup, Zach--

Kansas City Chiefs, 2016  
New York Jets, 2016  
Cleveland Browns, 2016-17  
Miami Dolphins, 2017-18-19

Stille, Ben--

Miami Dolphins, 2022  
Cleveland Browns, 2022  
Arizona Cardinals, 2023-24

Stith, Carel--

Houston Oilers, 1967-69

Stokes, Eric--

Seattle Seahawks, 1997-98  
Cleveland Browns, 1999

Stoll, Jack--

Philadelphia Eagles, 2021-22-23  
New York Giants, 2024

Suh, Ndamukong--

Detroit Lions, 2010-11-12-13-14  
Miami Dolphins, 2015-16-17  
Los Angeles Rams, 2018  
Tampa Bay Buccaneers, 2019-20-21  
Philadelphia Eagles, 2022

Swanson, Shane--

Denver Broncos, 1987

Swiney, Erwin--

Green Bay Packers, 2002-03  
Cologne Centurions (NFL Europe), 2004

Tagge, Jerry--

Green Bay Packers, 1972-73-74  
San Antonio (WFL), 1975  
British Columbia Lions (CFL), 1977-78-79

Tannor, Caleb--

New York Jets, 2023  
Edmonton Elks (CFL), 2024

Tatman, Pete--

Minnesota Vikings, 1967

Taylor, Steve--

Edmonton Eskimos (CFL), 1989-90  
Calgary Stampeders (CFL), 1991-92-93-94  
Ottawa Rough Riders (CFL), 1995

Theisen, Dave--

Toronto Argonauts (CFL), 1964  
Winnipeg Blue Bombers (CFL), 1965

Thomas, Broderick--

Tampa Bay Buccaneers, 1989-90-  
91-92-93

Detroit Lions, 1994

Minnesota Vikings, 1995  
Dallas Cowboys, 1996-97-98

Thomsen, Fred--

Rock Island Independents, 1924

Thompson, Russell--

Chicago Bears, 1936-37-38-39  
Philadelphia Eagles, 1940

Thornton, Bill--

St. Louis Cardinals, 1963-64-65-66-67-68

Tingelhoff, Mick--  
Minnesota Vikings, 1962-63-64-65-  
66-67-68-69-70-71-72-73-74-75-  
76-77-78

Tomich, Jared--  
New Orleans Saints, 1997-98-99-00  
Green Bay Packers, 2002

Tomlinson, Larry--  
Montreal Alouettes (CFL), 1964-65  
Hamilton Tiger-Cats (CFL), 1966

Toogood, Charles--  
Los Angeles Rams, 1951-52-53-54-55-56  
Chicago Cardinals, 1957

Torczon, LaVerne--  
Buffalo Bills, 1960-62  
New York Titans, 1962  
New York Jets, 1963-65  
Miami Dolphins, 1966

Townsend, Larry--  
Berlin (NFL Europe), 1998-99

Traynowicz, Mark--  
Buffalo Bills, 1985-86-87  
Phoenix Cardinals, 1988-89

Treu, Adam--  
Oakland Raiders, 1997-98-99-00-01-02-03-04-05-06

Turner, Barry--  
Detroit Lions, 2010

Turner, Nate--  
Buffalo Bills, 1992-93-94-95

Vacanti, Sam--  
Chicago Rockets, 1947-48  
Baltimore Colts, 1948-49

Vactor, Ted--  
Washington Redskins, 1970-71-72-73-74  
Chicago Bears, 1975

Valentine, Vincent--  
New England Patriots, 2016-17  
Arizona Cardinals, 2018-19  
Seattle Seahawks, 2019

Vanden Bosch, Kyle--  
Arizona Cardinals, 2001-02-03-04  
Tennessee Titans, 2005-06-07-08-09  
Detroit Lions, 2010-11-12

Veland, Tony--  
Denver Broncos, 1996-97  
Carolina Panthers, 1998

Vokolek, Travis--  
Baltimore Ravens, 2023  
Arizona Cardinals, 2023-24

Voss, Lloyd--  
Green Bay Packers, 1964-65  
Pittsburgh Steelers, 1966-67-68-  
69-70-71  
Denver Broncos, 1972  
New York Stars-Charlotte Hornets  
(WFL), 1974

Waechter, Henry--  
Chicago Bears, 1982-84-85-86  
Baltimore Colts, 1983  
Washington Redskins, 1987

Waldemore, Stan--  
New York Jets, 1978-79-80-81-82-  
83-84-85-86

Walker, Joe--  
Tennessee Titans, 2001  
Indianapolis Colts, 2002

Walker, Kenny--  
Denver Broncos, 1991-92  
Calgary Stampeders (CFL), 1994  
Hamilton Tiger-Cats (CFL), 1995  
Winnipeg Blue Bombers (CFL), 1996

Warfield, Eric--  
Kansas City Chiefs, 1998-99-00-01-  
02-03-04-05

Warren, Steve--  
Green Bay Packers, 2000-01-02

Washington, Brian--  
Cleveland Browns, 1988  
New York Jets, 1990-91-92-93-94  
Kansas City Chiefs, 1995-96

Washington, Fabian--  
Oakland Raiders, 2005-06-07  
Baltimore Ravens, 2008-09-10

Watkins, Dennis--  
Philadelphia Eagles, 1986

Weir, Ed--  
Frankford Yellowjackets, 1926-27-28

Weir, Joe--  
Frankford Yellowjackets, 1927

Weller, Ray--  
St. Louis Browns, 1923  
Milwaukee Badgers, 1924  
Chicago Cardinals, 1926-27  
Frankford Yellowjackets, 1928

Wells, Kent--  
New York Giants, 1990  
Ohio Glory (WLAFL), 1992

Welter, Tom--  
St. Louis Cardinals, 1987  
Phoenix Cardinals, 1988

Wenke, Adolph--  
Milwaukee Badgers, 1923

Westbrook, Don--  
New England Patriots, 1977-78-79-  
80-81

White, Daryl--  
Detroit Lions, 1974  
Ottawa Rough Riders (CFL), 1975  
Hamilton Tiger-Cats (CFL), 1976

White, David--  
New England Patriots, 1993  
Buffalo Bills, 1995-96

White, Freeman--  
New York Giants, 1966-67-68-69  
Ottawa Rough Riders (CFL), 1970

Wiegert, Zach--  
St. Louis Rams, 1995-96-97-98  
Carolina Panthers, 1999-00-01  
Jacksonville Jaguars, 2002  
Houston Texans, 2003-04-05-06

Wilder, Harold--  
St. Louis Browns, 1923

Williams, Demorrio--  
Atlanta Falcons, 2004-05-06-07  
Kansas City Chiefs, 2008-09-10-11  
San Diego Chargers, 2012

Williams, Deontai--  
Seattle Seahawks, 2022  
Saskatchewan Roughriders (CFL),  
2023-24

Williams, Jamel--  
Washington Redskins, 1997-98-99  
San Diego Chargers, 1999

Williams, Jamie--  
St. Louis Cardinals, 1983  
Houston Oilers, 1984-85-86-87-88  
San Francisco 49ers, 1989-90-91-92-93  
Los Angeles Raiders, 1994

Williams, Jimmy--  
Detroit Lions, 1982-83-84-85-86-87-  
88-89-90  
Minnesota Vikings, 1990-91  
Tampa Bay Buccaneers, 1992-93

Williams, Keith--  
Buffalo Bills, 2011-12

Williams, Toby--  
New England Patriots, 1983-84-85-  
86-87-88

Williams, Tyrone--  
Green Bay Packers, 1996-97-98-99-  
00-01-02  
Atlanta Falcons, 2003  
Dallas Cowboys, 2004

Wilson, Harry--  
Philadelphia Eagles, 1967-68-69

Wiltz, Jason--  
New York Jets, 1999-00

Wistrom, Grant--  
St. Louis Rams, 1998-99-00-01-02-03  
Seattle Seahawks, 2004-05-06

Wolfe, Bob--  
Birmingham (WFL), 1974-75

Wortman, Keith--  
Green Bay Packers, 1972-73-74-75  
St. Louis Cardinals, 1976-77-78-79-  
80-81

Wostoupal, Joe--  
Kansas City Cowboys, 1926  
Detroit Wolverines, 1928  
New York Giants, 1929-30

Wright, Toby--  
Los Angeles/St. Louis Rams, 1994-  
95-96-97-98  
Washington Redskins, 1999

Yaralian, Zaven--  
Philadelphia (WFL), 1974

Zaruba, Carroll--  
Dallas Texans, 1960

Zatechka, Jon--  
Berlin (NFL Europe), 1998-99-00-01

Zatechka, Rob--  
New York Giants, 1995-96-97-98

Zuver, Merle--  
Green Bay Packers, 1930

## Huskers in the Pro Football Hall of Fame (5)

Five Huskers have earned places among the greatest football players of all time in the hallowed halls of the Pro Football Hall of Fame in Canton, Ohio.

A legend at Nebraska, Guy Chamberlin became the premier end of the NFL during the 1920s. He was a player-coach on four NFL championship teams (1922-24, 1926). He concluded his six-year coaching record with a 56-14-5 (.780) record.

Chamberlin, who was affectionately referred to as "The Champ," earned All-America honors at Nebraska in 1915, before playing and coaching professionally from 1920 to 1927.

Roy "Link" Lyman pioneered a more sophisticated defensive play with a shifting, sliding style. He starred on four title teams (1922-23, 1924, 1933), and played on one losing team in 16 seasons of college and professional football.

Lyman, who played professionally for Canton, Cleveland, Frankford and Chicago from 1922 to 1934, lettered as a tackle at Nebraska in 1918, 1919 and 1921.

Bob Brown was inducted into the Pro Football Hall of Fame in 1924. Brown was the first All-American to play for Bob Devaney at Nebraska in 1963. Brown spent 10 years in the NFL, including five seasons with Philadelphia, three with the Los Angeles Rams and two with the Oakland Raiders.

Will Shields and Mick Tingelhoff became the fourth and fifth NU players in the Hall of Fame in 2015. Tingelhoff played 17 seasons as the center for the Minnesota Vikings. Tingelhoff started all 240 games he played for the Vikings. Regarded as the best center of his era, Tingelhoff played on four Vikings' Super Bowl teams and was a six-time Pro Bowl choice.

Shields joins Brown and Chamberlin as the only Huskers in both the college and pro halls of fame. Shields spent most of his 14 seasons with the Chiefs as one of the most dominant linemen in the NFL. He played in 12 Pro Bowls and started more than 200 games in his NFL career.

## Huskers in the Super Bowl

Nebraska has had 66 former Huskers make 88 appearances in the Super Bowl dating back to Super Bowl II following the 1967 season. Huskers have appeared in 46 of the 58 Super Bowls, including 26 straight from 1993 to 2018.

| Super Bowl*    | Player, Position, Team                     |                   |   |
|----------------|--|-------------------|---|
| II (1967)      | Kent McCloughan, CB, Oakland               | XLIII (2008)      | Ralph Brown, CB, Arizona                      |
| II (1967)      | Warren Powers, S, Oakland                  | XLIV (2009)       | Cody Glenn, LB, Indianapolis                  |
| IV (1969)      | Mick Tingelhoff, C, Minnesota              | XLIV (2009)       | <b>Carl Nicks, OL, New Orleans</b>            |
| VII (1972)     | Pat Fischer, CB, Washington                | XLIV (2009)       | <b>Scott Shanle, LB, New Orleans</b>          |
| VII (1972)     | Ron McDole, DE, Washington                 | XLV (2010)        | <b>Brandon Jackson, RB, Green Bay</b>         |
| VII (1972)     | Ted Vactor, CB, Washington                 | XLVI (2011)       | <b>Prince Amukamara, DB, New York</b>         |
| VIII (1973)    | Mick Tingelhoff, C, Minnesota              | XLVII (2012)      | <b>Sam Koch, P, Baltimore</b>                 |
| IX (1974)      | Joe Blahak, CB, Minnesota (DNP)            | XLVIII (2013)     | Stewart Bradley, LB, Denver                   |
| IX (1974)      | Mick Tingelhoff, C, Minnesota              | XLIX (2014)       | <b>Alfonzo Dennard, CB, New England</b>       |
| XI (1976)      | <b>Rik Bonness, LB, Oakland</b>            | XLIX (2014)       | <b>Eric Martin, LB, New England</b>           |
| XI (1976)      | <b>Monte Johnson, LB, Oakland</b>          | L (2015)          | <b>Zaire Anderson, LB, Denver Broncos</b>     |
| XI (1976)      | <b>David Humm, QB, Oakland</b>             | LI (2016)         | <b>Vincent Valentine, DT, New England</b>     |
| XI (1976)      | Mick Tingelhoff, C, Minnesota              | LII (2017)        | Rex Burkhead, RB, New England                 |
| XIV (1979)     | George Andrews, LB, Los Angeles Rams       | LII (2017)        | <b>Nathan Gerry, S, Philadelphia</b>          |
| XIV (1979)     | Vince Ferragamo, QB, Los Angeles Rams      | LII (2017)        | Vincent Valentine, DT, New England (DNP - IR) |
| XV (1980)      | <b>Bob Nelson, LB, Oakland</b>             | LIII (2018)       | <b>Rex Burkhead, RB, New England</b>          |
| XV (1980)      | Raymond Phillips, LB, Philadelphia         | LIII (2018)       | Ndamukong Suh, DT, Los Angeles Rams           |
| XVI (1981)     | <b>Willie Harper, LB, San Francisco</b>    | LV (2020)         | <b>Lavonte David, LB, Tampa Bay</b>           |
| XVI (1981)     | Rod Horn, NT, Cincinnati                   | LV (2020)         | <b>Khalil Davis, DT, Tampa Bay</b>            |
| XVII (1982)    | Andra Franklin, RB, Miami                  | LV (2020)         | <b>Ndamukong Suh, DT, Tampa Bay</b>           |
| XVIII (1983)   | <b>David Humm, QB, Los Angeles Raiders</b> | LVI (2021)        | Stanley Morgan Jr., WR, Cincinnati            |
| XVIII (1983)   | <b>Bob Nelson, LB, Los Angeles Raiders</b> | LVII (2022)       | <b>Dicaprio Bootle, DB, Kansas City</b>       |
| XIX (1984)     | Bill Barnett, DE, Miami                    | LVII (2022)       | Cam Jurgens, OL, Philadelphia                 |
| XIX (1984)     | <b>Roger Craig, RB, San Francisco</b>      | LVII (2022)       | Jack Stoll, TE, Philadelphia                  |
| XX (1985)      | Irving Fryar, WR, New England              | LVII (2022)       | Ndamukong Suh, DT, Philadelphia               |
| XX (1985)      | <b>Mitch Krenk, TE, Chicago</b>            | LVIII (2023)      | Randy Gregory, DE, San Francisco              |
| XX (1985)      | <b>Henry Waechter, DT, Chicago</b>         |                   |   |
| XXII (1987)    | Brian Davis, CB, Washington                | <b>Head Coach</b> |   |
| XXIII (1988)   | <b>Roger Craig, RB, San Francisco</b>      | LVI (2021)        | Zac Taylor, Head Coach, Cincinnati            |
| XXIII (1988)   | <b>Tom Rathman, FB, San Francisco</b>      |                   | Played QB at Nebraska 2005-06                 |
| XXIII (1988)   | Jim Skow, DE, Cincinnati                   |                   |   |
| XXIV (1989)    | <b>Roger Craig, RB, San Francisco</b>      |                   |   |
| XXIV (1989)    | Marc Munford, LB, Denver                   |                   |   |
| XXIV (1989)    | <b>Tom Rathman, FB, San Francisco</b>      |                   |   |
| XXIV (1989)    | <b>Jamie Williams, TE, San Francisco</b>   |                   |   |
| XXVIII (1993)  | Nate Turner, RB, Buffalo Bills (DNP)       |                   |   |
| XXIX (1994)    | John Parrella, DT, San Diego               |                   |   |
| XXX (1995)     | Donta Jones, LB, Pittsburgh                |                   |   |
| XXX (1995)     | Brenden Stai, Pittsburgh                   |                   |   |
| XXXI (1996)    | <b>Calvin Jones, RB, Green Bay</b>         |                   |   |
| XXXI (1996)    | <b>Tyrone Williams, CB, Green Bay</b>      |                   |   |
| XXXII (1997)   | Neil Smith, DE, Denver                     |                   |   |
| XXXII (1997)   | <b>Tony Veland, CB, Denver</b>             |                   |   |
| XXXII (1997)   | Tyrone Williams, CB, Green Bay             |                   |   |
| XXXIII (1998)  | Michael Booker, CB, Atlanta                |                   |   |
| XXXIII (1998)  | <b>Neil Smith, DE, Denver</b>              |                   |   |
| XXXIV (1999)   | Doug Colman, LB, Tennessee                 |                   |   |
| XXXIV (1999)   | <b>Grant Wistrom, DE, St. Louis</b>        |                   |   |
| XXXV (2000)    | Christian Peter, DT, New York Giants       |                   |   |
| XXXVI (2001)   | Grant Wistrom, DE, St. Louis               |                   |   |
| XXXVII (2002)  | Eric Johnson, S/LB, Oakland                |                   |   |
| XXXVII (2002)  | John Parrella, DT, Oakland                 |                   |   |
| XXXVII (2002)  | Adam Treu, C, Oakland                      |                   |   |
| XXXVIII (2003) | <b>Russ Hochstein, G, New England</b>      |                   |   |
| XXXVIII (2003) | Mike Minter, S, Carolina                   |                   |   |
| XXXVIII (2003) | Mike Rucker, DE, Carolina                  |                   |   |
| XXXIX (2004)   | <b>Russ Hochstein, G, New England</b>      |                   |   |
| XL (2005)      | Josh Brown, PK, Seattle                    |                   |   |
| XL (2005)      | Grant Wistrom, DE, Seattle                 |                   |   |
| XLI (2006)     | Mike Brown, S, Chicago                     |                   |   |
| XLII (2007)    | Russ Hochstein, G, New England             |                   |   |
| XLII (2007)    | Le Kevin Smith, DT, New England            |                   |   |

\*year in parentheses denotes season

**Bold** denotes team won game

-Players are listed alphabetically by year

## Huskers with 10 Years in the NFL (42)

| <u>Player, Pos. (Total Years)</u> | <u>Teams</u>                              | <u>Years</u>              |
|-----------------------------------|---|---------------------------|
| Bob Brown, OL (10)                | Eagles, Rams, Raiders                     | 1964-73                   |
| Josh Brown, PK (14)               | Seahawks, Rams, Bengals, Giants           | 2003-16                   |
| Kris Brown, PK (12)               | Steelers, Texans, Cowboys, Chargers       | 1999-10                   |
| Mike Brown, DB (10)               | Bears, Chiefs                             | 2000-09                   |
| Ralph Brown, DB (10)              | Giants, Vikings, Browns, Cardinals        | 2000-09                   |
| Correll Buckhalter, RB (10)       | Eagles, Broncos                           | 2001-10                   |
| Rex Burkhead, RB (10)             | Bengals, Patriots, Texans                 | 2013-22                   |
| Roger Craig, RB (11)              | 49ers, Raiders, Vikings                   | 1983-93                   |
| Lavonte David, LB (12)            | Buccaneers                                | 2012-present              |
| John Dutton, DL (14)              | Colts, Cowboys                            | 1974-87                   |
| Vince Ferragamo, QB (10)          | Rams, Bills, Packers                      | 1977-86                   |
| Pat Fischer, DB (17)              | Cardinals, Redskins                       | 1961-77                   |
| Irving Fryar, WR (17)             | Patriots, Dolphins, Eagles, Redskins      | 1984-00                   |
| Ahman Green, RB (12)              | Seahawks, Packers, Texans                 | 1998-09                   |
| Willie Harper, LB (10)            | 49ers                                     | 1973-83                   |
| Russ Hochstein, OL (12)           | Patriots, Broncos, Chiefs                 | 2001-12                   |
| Dave Humm, QB                     | Raiders, Bills, Colts                     | 1975-84                   |
| Ed Husmann, DL (11)               | Cardinals, Cowboys, Oilers                | 1953-65                   |
| Richie Incognito, OL (15)         | Rams, Bills, Dolphins, Raiders            | 2005-13; 2015-17; 2019-21 |
| Chris Kelsay, DL (10)             | Bills                                     | 2003-12                   |
| Sam Koch, P (16)                  | Ravens                                    | 2006-21                   |
| Roy Lyman, T (11)                 | Canton, Cleveland, Frankford, Bears       | 1922-34                   |
| Ron McDole, DL (18)               | Cardinals, Oilers, Bills, Redskins        | 1961-78                   |
| Mike Minter, DB (10)              | Panthers                                  | 1997-06                   |
| Bob Nelson, LB (11)               | Bills, Seahawks, Raiders                  | 1975-85                   |
| Bob Newton, OL (12)               | Bears, Seahawks                           | 1971-82                   |
| John Parrella, DL (12)            | Bills, Chargers, Raiders                  | 1993-04                   |
| Dominic Raiola, OL (14)           | Lions                                     | 2001-14                   |
| Cory Schlesinger, FB (12)         | Lions, Dolphins                           | 1995-06                   |
| Scott Shanle, LB (10)             | Rams, Cowboys, Saints                     | 2003-12                   |
| Will Shields, OL (14)             | Chiefs                                    | 1993-06                   |
| Matt Slauson, OL (10)             | Jets, Bears, Chargers, Colts              | 2009-18                   |
| Neil Smith, DL (13)               | Chiefs, Broncos, Chargers                 | 1988-00                   |
| Ndamukong Suh, DL (13)            | Lions, Dolphins, Rams, Buccaneers, Eagles | 2010-22                   |
| Broderick Thomas, LB (10)         | Buccaneers, Lions, Vikings, Cowboys       | 1989-98                   |
| Mick Tingelhoff, OL (17)          | Vikings                                   | 1962-78                   |
| Adam Treu, OL (10)                | Raiders                                   | 1997-06                   |
| Kyle Vanden Bosch, DL (12)        | Cardinals, Titans, Lions                  | 2001-12                   |
| Zach Wiegert, OL (12)             | Rams, Panthers, Jaguars, Texans           | 1995-06                   |
| Jamie Williams, TE (12)           | Cardinals, Oilers, 49ers, Raiders         | 1983-94                   |
| Jimmy Williams, LB (12)           | Lions, Vikings, Buccaneers                | 1982-93                   |
| Keith Wortman, OL (10)            | Packers, Cardinals                        | 1972-81                   |

## NCAA Team Records Held by the Huskers

### Yards gained without loss, game

677, vs. New Mexico State, 1982

### Fewest punts, game

0, nine times, last vs. Kansas, 2000 (tied with several other teams)

### Field goals made, game

7, vs. Missouri, 1985; Western Michigan vs. Marshall, 1984

### First downs by rush, game

36, vs. New Mexico State, 1982

### 100-yard rushers, game

4, at Baylor, 2001--Thunder Collins, 165; Dahrran Diedrick, 137; Eric Crouch, 132; Judd Davies, 119 --(tied with 5 other teams)

### Longest pass play

99 yards vs. Georgia, 2014 Capital One Bowl

### Touchdowns rushing per game, season

5.5, 1997 (66 TD, 12 games)

### Touchdowns rushing and passing per game, season

7.0, 1983 (84, 12 games); Louisiana Tech, 2012 (84, 12 games)

### Most points scored, 12-game season

624, 1983

### Lowest average yards per play allowed, season (min. 600-699 rushes)

2.51, 1967

### Lowest average yards per rush allowed, season (min. 500 rushes)

2.06, 1971

### Consecutive Seasons Playing in a Bowl Game (Same Record for Consecutive 9-Win Seasons)

33, 1969-2001

### Consecutive sellouts (Entering 2024 Season)

396, 1962-present

## NCAA Individual Records Held by Huskers

### Longest pass play

99, Tommy Armstrong Jr. to Quincy Enunwa,  
2014 Capital One Bowl (tied with many)

### Field goals made, game

7, Dale Klein, vs. Missouri, 1985 (tied with 1 other)

### Best perfect record of field goals made, game

7, Dale Klein, vs. Missouri, 1985

### Touchdown by rush, pass and reception, game

Joe Ganz, vs. New Mexico State, 2008  
Eric Crouch, vs. California, 1999  
Johnny Rodgers, vs. Notre Dame, 1973 Orange Bowl  
Jeff Kinney, vs. Oklahoma, 1969 (all tied with many)

### Blocked field goals, game

2, Kyle Vanden Bosch vs. Texas A&M, 1999 (tied with many)

### Field goals made, half

5, Dale Klein, vs. Missouri, 1985;  
Drew Brown, vs. Southern Miss, 2015 (tied with 1 other)

### Average gain per rush, season (214-281 rushes)

7.81, Mike Rozier, 1983

### 3,000 yards rushing and 4,000 yards passing by a QB, career

Eric Crouch, 1998-2001 (tied with several others)

### Players reaching 2,000 career rushing yards in same season

3, Nebraska, 2000 (tied with 2009 Nevada)  
(Correll Buckhalter, Dan Alexander, Eric Crouch)

### Kickoff, punt & interception returns for touchdowns, season

Joe Walker, 1998 (tied with 10 others)

### Consecutive passes caught for touchdowns, season

6, Gerald Armstrong, Sept. 5-Nov. 7, 1992  
(tied with 1 other)

### Highest percentage of PATs/field goals made, season (min. 30 PATs/15 FG)

98.6% Alex Henery, 2010 (54-54 PATs; 18-19 FG)

### Touchdowns scored on kick/punt returns, career

8, Johnny Rodgers, 1970-72 (tied with 9 others)

### All-purpose yards gained by two players on the same team, career

11,266, Ameer Abdullah (7,186) & Kenny Bell  
(4,080), 2011-14

### Highest percentage of PATs/field goals made, career (min. 100 PATs/50 FG)

96.7% Alex Henery, 2007-10  
(193-194 PATs; 68-76 FG)

### Field goal percentage, career (min. 55 attempts)

89.5 (68-76), Alex Henery, 2007-10

### Field goal percentage, career (40 yards or more)

78.8 (26-33), Alex Henery, 2007-10

### Field goal percentage, career (40-49 yards)

95.4 (21-22), Alex Henery, 2007-10

### Four field goals in a game, career

6, Alex Henery, 2007-10 (tied with 3 others)

# Nebraska Individual Offensive Records

(Regular-season games from 1946 to 2001. The NCAA began including bowl games in statistics in 2002. Top bowl game performances are noted with an asterisk.)

## Rushing Game

**Attempts:** 38; Rex Burkhead, IB, vs. Iowa, Nov. 25, 2011 (160 yards)

**Yards:** 307; Roy Helu Jr., IB, vs. Missouri, Oct. 30, 2010 (28 att.)

**Yards, Quarter:** 142; Roy Helu Jr., IB, vs. Missouri Oct. 30, 2010 (1st, 3 att.)

*Note: Ahman Green had 13 carries for 159 yards in the third quarter of the 1998 Orange Bowl against Tennessee*

**Yards, Half:** 230; Mike Rozier, IB, vs. Kansas, Nov. 12, 1983 (1st, 26 att.)

**Yards Per Attempt:** (min. 10 att.)--19.20; Craig Johnson, IB, at Kansas, Nov. 4, 1978 (192 yards, 10 att.); (min. 20 att.)--11.70; Roger Craig, IB, vs. Florida St., Sept. 19, 1981 (234 yards, 20 att.); \*12.00; Dan Alexander, IB, vs. Northwestern, Alamo Bowl, Dec. 30, 2000 (240 yards, 20 att.); (min. 30 att.)--9.19; Mike Rozier, IB, vs. Kansas, Nov. 12, 1983 (285 yards, 31 att.)

**Touchdowns:** 6; Calvin Jones, IB, at Kansas, Nov. 9, 1991

**Most Players Gaining 100 Yards:** 4; at Baylor, Oct. 13, 2001 (Thunder Collins, IB, 165; Dahrnan Diedrick, IB, 137; Eric Crouch, QB, 132; Judd Davies, FB, 119)

**Most Yards Gained by Two Players:** 396; Ken Clark, IB, (256) and Steve Taylor, QB, (140), vs. Oklahoma St., Oct. 15, 1988

**Longest Nebraska Run:** 95 (TD); Eric Crouch, QB, at Missouri, Sept. 29, 2001

**Longest Nebraska Run, No TD:** 73; I.M. Hipp, IB, vs. Indiana, Oct. 1, 1977; Rex Burkhead, IB, at Ohio State, Oct. 6, 2012

## Best Single-Game Rushing Totals by Class

**Freshman:** 294; Calvin Jones, IB, at Kansas, Nov. 9, 1991 (27 att.)

**Sophomore:** 254; I.M. Hipp, IB, vs. Indiana, Oct. 1, 1977 (28 att.)

**Junior:** 256; Ken Clark, IB, vs. Oklahoma St., Oct. 15, 1988 (27 att.)

**Senior:** 307; Roy Helu Jr., IB, vs. Missouri, Oct. 30, 2010 (28 att.)

## 100-Yard Rushing Games

(since 1946 NU has had 514 100-yard games by 110 players)

\*Denotes bowl game performance

**100-Yard Performances:** 514 (includes bowl games)

**100-Yard Performances in Bowls:** 18

**100-Yard Performances vs. Big 12 Opponents:** 247

**100-Yard Performances vs. Big Ten Opponents:** 44

**200-Yard Performances:** 41

**300-Yard Performances:** 1

## 300-Yard Rushing Games (1)

1. Roy Helu Jr., IB vs. Missouri, Oct. 30, 2010 (28 att., 3 TD) 307

## 200-Yard Rushing Games (41 by 16 players)

2. Calvin Jones, IB at Kansas, Nov. 9, 1991 (27 att., 6 TD) 294

3. Mike Rozier, IB vs. Kansas, Nov. 12, 1983 (31 att., 4 TD) 285

4. Ken Clark, IB vs. Okla. St., Oct. 15, 1988 (27 att., 3 TD) 256

5. Rick Berns, IB vs. Missouri, Nov. 18, 1978 (36 att., 2 TD) 255

6. I.M. Hipp, IB vs. Indiana, Oct. 1, 1977 (28 att., 0 TD) 254

7. Mike Rozier, IB vs. Okla. St., Nov. 6, 1982 (33 att., 4 TD) 251

8. Keith Jones, IB at Colorado, Nov. 28, 1987 (26 att., 2 TD) 248

9. Taylor Martinez, QB at Kansas St., Oct. 7, 2010 (15 att., 4 TD) 241

10. Keith Jones, IB vs. Iowa St., Nov. 7, 1987 (15 att., 2 TD) 240

\*Dan Alexander, IB vs. Northwestern (Alamo Bowl), Dec. 30, 2000 (20 att., 2 TD) 240

12. Roger Craig, IB vs. Florida St., Sept. 19, 1981 (20 att., 1 TD) 234

Jammal Lord, QB vs. Texas, Nov. 2, 2002 (23 att., 0 TD) 234

14. Marlon Lucky, IB vs. Nevada, Sept. 1, 2007 (30 att., 3 TD) 233

15. Ameer Abdullah, IB vs. Florida Atlantic, Aug. 30, 2014 (21 att., 1 TD) 232

16. Ameer Abdullah, IB vs. Miami, Sept. 20, 2014 (35 att., 2 TD) 229

17. Mike Rozier, IB at Kansas St., Oct. 29, 1983 (23 att., 3 TD) 227

18. Ken Clark, IB at Kansas St., Oct. 22, 1988 (20 att., 1 TD) 225

Ameer Abdullah, IB vs. Illinois, Oct. 5, 2013 (20 att., 2 TD) 225

Ameer Abdullah, IB vs. Rutgers, Oct. 25, 2014 (19 att., 3 TD) 225

21. Lawrence Phillips, IB vs. Okla. St., Oct. 8, 1994 (33 att., 3 TD) 221

22. Jammal Lord, QB vs. McNeese St., Oct. 5, 2002 (17 att., 3 TD) 218

23. Ahman Green, IB at Iowa St., Nov. 16, 1996 (29 att., 1 TD) 214

24. Mike Rozier, IB at Colorado, Oct. 9, 1982 (32 att., 1 TD) 212

Mike Rozier, IB vs. Iowa St., Nov. 5, 1983 (26 att., 4 TD) 212

26. Rick Berns, IB at Hawaii, Dec. 4, 1976 (25 att., 4 TD) 211

27. Ahman Green, IB vs. Iowa St., Nov. 15, 1997 (15 att., 3 TD) 209

Ameer Abdullah, IB vs. Illinois, Sept. 27, 2014 (22 att., 3 TD) 209

29. Leodis Flowers, IB at Iowa St., Oct. 27, 1990 (25 att., 3 TD) 208

Calvin Jones, IB vs. Iowa St., Nov. 13, 1993 (26 att., 1 TD) 208

Dan Alexander, IB vs. San Jose St., Sept. 2, 2000 (17 att., 2 TD) 208

32. I.M. Hipp, IB at Kansas St., Oct. 8, 1977 (23 att., 2 TD) 207

33. Jarvis Redwine, IB vs. Colorado, Oct. 27, 1979 (18 att., 3 TD) 206

Lawrence Phillips, IB at Michigan St., Sept. 9, 1995 (22 att., 4 TD) 206

\*Ahman Green, IB vs. Tennessee (Orange Bowl), Jan. 2, 1998, (29 att., 2 TD) 206

36. Mike Rozier, IB at Oklahoma, Nov. 26, 1983 (32 att., 1 TD) 205

Taylor Martinez, QB at Michigan St., Nov. 3, 2012 (17 att., 2 TD) 205

38. Frank Solich, FB at Air Force, Sept. 25, 1965 (17 att., 3 TD) 204

Mike Rozier, IB vs. Kansas St., Oct. 16, 1982 (21 att., 2 TD) 204

40. Ahman Green, IB at Colorado, Nov. 28, 1997 (29 att., 2 TD) 202

41. I.M. Hipp, IB vs. Kansas, Nov. 12, 1977 (23 att., 0 TD) 200

## Bowl Game Record

Dan Alexander, IB vs. Northwestern, Dec. 30, 2000, Alamo Bowl (20 att., 2 TD) 240

## 190-199-Yard Rushing Games (13)

42. Doug DuBoise, IB at Missouri, Oct. 19, 1985 199

\*Tommie Frazier, QB vs. Florida, Jan. 2, 1996, Fiesta Bowl 199

44. Terrell Newby, IB vs. South Alabama, Sept. 12, 2015 198

45. Mike Rozier, IB at Minnesota, Sept. 17, 1983 196

46. Calvin Jones, IB at Kansas, Nov. 6, 1993 195

47. Cory Ross, IB vs. Missouri, Oct. 30, 2004 194

48. Ahman Green, IB vs. Kansas St., Oct. 4, 1997 193

49. Craig Johnson, IB at Kansas, Nov. 4, 1978 192

Tre Bryant, IB vs. Arkansas State, Sept. 2, 2017 192

51. Mike Rozier, IB vs. Wyoming, Sept. 10, 1983 191

Doug DuBoise, IB vs. Illinois, Sept. 21, 1985 191

Eric Crouch, QB at Missouri, Sept. 29, 2001 191

Dedrick Mills, RB at Rutgers, Dec. 18, 2020 191

## 180-189-Yard Rushing Games (14)

55. Jarvis Redwine, IB at Penn St., Sept. 27, 1980 189

Paul Miles, IB vs. New Mexico, Oct. 5, 1985 189

Ahman Green, IB at Missouri, Nov. 8, 1997 189

Anthony Grant, RB vs. North Dakota, Sept. 3, 2022 189

59. Dedrick Mills, RB vs. Wisconsin, Nov. 16, 2019 188

60. Bobby Reynolds, HB vs. Indiana, Sept. 30, 1950 187

61. Bobby Reynolds, HB vs. Penn St., Oct. 21, 1950 186

Calvin Jones, IB vs. Kansas St., Oct. 16, 1992 186

63. I.M. Hipp, IB vs. Kansas St., Oct. 14, 1978 183

Roger Craig, IB vs. Kansas St., Nov. 8, 1980 183

Jeff Smith, IB vs. Minnesota, Sept. 15, 1984 183

Lawrence Phillips, IB at Iowa St., Nov. 12, 1994 183

67. Brandon Jackson, IB at Oklahoma St., Oct. 28, 2006 182

Dan Alexander, IB at Colorado, Nov. 26, 1999 180

## 170-179-Yard Rushing Games (22)

69. Mike Rozier, IB vs. Kansas, Oct. 31, 1981 179

Ahman Green, IB vs. Texas A&M, Dec. 6, 1997 179

Josh Davis, IB vs. Penn St., Sept. 13, 2003 179

72. Lawrence Phillips, IB vs. UCLA, Sept. 17, 1994 178

Ahman Green, IB vs. Texas Tech, Oct. 18, 1997 178

74. Ken Clark, IB vs. Kansas, Nov. 11, 1989 177

Dahrnan Diedrick, IB vs. Troy St., Sept. 1, 2001 177

76. Roger Craig, IB at Colorado, Oct. 25, 1980 176

Gerry Gdowski, QB vs. Iowa St., Oct. 28, 1989 176

Calvin Jones, IB vs. Oklahoma St., Oct. 10, 1992 176

Ahman Green, IB vs. Wash. St., Sept. 30, 1995 176

Ahman Green, IB vs. Iowa St., Nov. 4, 1995 176

81. Bobby Reynolds, HB vs. Missouri, Nov. 4, 1950 175

Derek Brown, IB vs. Utah St., Sept. 7, 1991 175

Lawrence Phillips, IB at Texas Tech, Sept. 8, 1994 175

|     |   |     |
|-----|---|-----|
| 84. | Damon Benning, IB vs. Pacific, Sept. 23, 1995 | 173 |
| 85. | I.M. Hipp, IB vs. Colorado, Oct. 22, 1977     | 172 |
| 86. | Jeff Kinney, HB at Oklahoma, Nov. 25, 1971    | 171 |
| 87. | Jeff Smith, IB vs. Wyoming, Sept. 8, 1984     | 170 |
|     | Scott Baldwin, IB at Kansas, Nov. 10, 1990    | 170 |
|     | Rex Burkhead, IB at Wyoming, Sept. 24, 2011   | 170 |
|     | Devine Ozigbo, IB vs. Purdue, Sept. 29, 2018  | 170 |

#### 160-169-Yard Rushing Games (27)

|      |   |     |
|------|---|-----|
| 91.  | Cory Ross, IB vs. Southern Miss, Sept. 11, 2004               | 169 |
|      | Roy Helu Jr., IB vs. Virginia Tech, Sept. 19, 2009            | 169 |
| 93.  | Keith Jones, IB at Illinois, Sept. 20, 1986                   | 168 |
|      | Ken Clark, IB vs. Northern Illinois, Sept. 9, 1989            | 168 |
|      | Lawrence Phillips, IB vs. Wyoming, Oct. 1, 1994               | 168 |
|      | DeAngelo Evans, IB vs. Kansas St., Oct. 21, 1996              | 168 |
| 97.  | I.M. Hipp, IB vs. Utah St., Sept. 15, 1979                    | 167 |
|      | Ken Clark, IB at Oklahoma, Nov. 19, 1988                      | 167 |
|      | Ameer Abdullah, IB vs. Arkansas St., Sept. 15, 2012           | 167 |
| 100. | Ken Clark, IB vs. Kansas St., Oct. 7, 1989                    | 166 |
|      | Roy Helu Jr., IB vs. Colorado, Nov. 28, 2008                  | 166 |
|      | Ray Martinez, QB vs. Fresno St., Sept. 10, 2011               | 166 |
| 103. | I.M. Hipp, IB vs. Iowa St., Oct. 15, 1977                     | 165 |
|      | Jeff Smith, IB at Colorado, Oct. 20, 1984                     | 165 |
|      | Ken Clark, IB vs. Colorado, Nov. 12, 1988                     | 165 |
|      | *Lawrence Phillips, IB vs. Florida, Jan. 2, 1996, Fiesta Bowl | 165 |
|      | Thunder Collins, IB at Baylor, Oct. 13, 2001                  | 165 |
|      | Ameer Abdullah, IB at Minnesota, Oct. 26, 2013                | 165 |
| 109. | Ahman Green, IB vs. Colorado St., Sept. 28, 1996              | 163 |
| 110. | Doug DuBose, IB vs. Missouri, Oct. 13, 1984                   | 162 |
|      | Eric Crouch, QB at Colorado, Nov. 23, 2001                    | 162 |
|      | Devine Ozigbo, IB vs. Illinois, Nov. 10, 2018                 | 162 |
| 113. | Bobby Reynolds, HB at Minnesota, Oct. 7, 1950                 | 161 |
|      | Ahman Green, IB vs. Missouri, Nov. 9, 1996                    | 161 |
| 115. | Harry Wilson, HB vs. Oklahoma, Nov. 25, 1965                  | 161 |
|      | *Cory Ross, IB vs. Michigan, Dec. 28, 2005, Alamo Bowl        | 161 |
| 117. | Rex Burkhead, IB vs. Iowa, Nov. 25, 2011                      | 160 |

#### 150-159-Yard Rushing Games (39)

|      |  |     |
|------|--|-----|
| 118. | Mike Rozier, IB vs. UCLA, Sept. 24, 1983                 | 159 |
|      | Mike Rozier, IB at Missouri, Oct. 15, 1983               | 159 |
|      | Tom Rathman, FB vs. Kansas, Nov. 16, 1985                | 159 |
|      | Jammal Lord, QB at Texas A&M, Oct. 26, 2002              | 159 |
|      | Devine Ozigbo, IB at Northwestern, Oct. 13, 2018         | 159 |
| 123. | Jarvis Redwine, IB at Oklahoma, Nov. 17, 1979            | 158 |
|      | Tommie Frazier, QB vs. Kansas St., Oct. 16, 1993         | 158 |
|      | Ahman Green, IB at Baylor, Oct. 11, 1997                 | 158 |
|      | Eric Crouch, QB vs. Kansas St., Nov. 13, 1999            | 158 |
| 127. | Monte Anthony, IB at Colorado, Nov. 2, 1974              | 157 |
|      | Jarvis Redwine, IB vs. Kansas, Oct. 13, 1979             | 157 |
|      | Doug DuBose, IB vs. Oklahoma St., Oct. 6, 1984           | 157 |
|      | Steve Taylor, QB vs. Utah St., Sept. 5, 1987             | 157 |
|      | Dahrran Diedrick, IB vs. Texas Tech, Oct. 20, 2001       | 157 |
|      | Roy Helu Jr., IB vs. Oklahoma, Nov. 1, 2008              | 157 |
|      | Taylor Martinez, QB vs. Idaho, Sept. 11, 2010            | 157 |
|      | Adrian Martinez, QB at Rutgers, Dec. 18, 2020            | 157 |
|      | Heinrich Haarberg, QB vs. Louisiana Tech, Sept. 23, 2023 | 157 |
| 136. | Bobby Reynolds, HB at Kansas, Oct. 28, 1950              | 156 |
|      | Paul Miles, IB vs. Oregon, Sept. 28, 1985                | 156 |
|      | Derek Brown, IB vs. Kansas, Nov. 7, 1992                 | 156 |
|      | Marlon Lucky, IB vs. Troy, Sept. 23, 2006                | 156 |
|      | Roy Helu Jr., IB at Kansas, Nov. 14, 2009                | 156 |
| 141. | Mike Rozier, IB vs. Colorado, Oct. 22, 1983              | 155 |
| 142. | I.M. Hipp, IB vs. California, Sept. 9, 1978              | 154 |
|      | Steve Taylor, QB at Iowa St., Nov. 5, 1988               | 154 |
|      | Derek Brown, IB vs. Middle Tenn. St., Sept. 12, 1992     | 154 |
| 145. | Rex Fischer, QB at Iowa St., Nov. 5, 1955                | 153 |
|      | Rick Berns, IB vs. Washington St., Sept. 10, 1977        | 153 |
|      | Jarvis Redwine, IB vs. Iowa, Sept. 20, 1980              | 153 |
|      | Mike Rozier, IB at Kansas St., Oct. 17, 1981             | 153 |
|      | Lawrence Phillips, IB vs. Kansas, Nov. 5, 1994           | 153 |
|      | Lawrence Phillips, IB at Okla. St., Aug. 31, 1995        | 153 |
|      | Cory Ross, IB vs. Pittsburgh, Sept. 17, 2005             | 153 |
| 152. | Jarvis Redwine, IB vs. Oklahoma, Nov. 22, 1980           | 152 |
|      | Roy Helu Jr., IB vs. Florida Atlantic, Sept. 5, 2009     | 152 |
|      | Devine Ozigbo, IB vs. Minnesota, Oct. 20, 2018           | 152 |
| 155. | Bobby Reynolds, HB at Miami, Nov. 30, 1951               | 151 |
|      | Leodis Flowers, IB vs. Oregon St., Sept. 29, 1990        | 151 |

#### 140-149-Yard Rushing Games (31)

|      |   |     |
|------|---|-----|
| 157. | Mike Rozier, IB vs. New Mexico St., Sept. 18, 1982            | 149 |
| 158. | Derek Brown, IB at Missouri, Oct. 24, 1992                    | 148 |
|      | Cody Glenn, IB at Iowa St., Oct. 7, 2006                      | 148 |
| 160. | Ron Kirkland, HB vs. Kansas, Nov. 6, 1965                     | 147 |
|      | Tony Davis, IB vs. UCLA, Sept. 8, 1973                        | 147 |
|      | *Mike Rozier, IB vs. Miami, Jan. 2, 1984, Orange Bowl         | 147 |
|      | Ameer Abdullah, IB at Penn State, Nov. 23, 2013               | 147 |
| 164. | Mike Rozier, IB at Oklahoma St., Oct. 8, 1983                 | 146 |
|      | Ken Clark, IB at Iowa St., Nov. 5, 1988                       | 146 |
|      | DeAngelo Evans, IB vs. Washington, Sept. 26, 1998             | 146 |
|      | Ameer Abdullah, IB vs. Northwestern, Oct. 18, 2014            | 146 |
| 168. | Bobby Reynolds, HB at Colorado, Oct. 14, 1950                 | 145 |
|      | Joe Orduña, HB at Oklahoma St., Oct. 26, 1968                 | 145 |
|      | Jarvis Redwine, IB vs. Florida St., Oct. 4, 1980              | 145 |
|      | Keith Jones, IB at Arizona St., Sept. 26, 1987                | 145 |
|      | Derek Brown, IB vs. Kansas St., Oct. 19, 1991                 | 145 |
|      | Eric Crouch, QB at Iowa St., Oct. 7, 2000                     | 145 |
| 174. | Ameer Abdullah, IB vs. Wyoming, Aug. 31, 2013                 | 144 |
| 175. | John Bordogna, QB vs. Kansas St., Oct. 11, 1952               | 143 |
|      | Derek Brown, IB at Oklahoma St., Oct. 12, 1991                | 143 |
|      | Clinton Childs, IB vs. Arizona St., Sept. 16, 1995            | 143 |
|      | Correll Buckhalter, IB vs. La. Tech, Aug. 29, 1998            | 143 |
| 179. | Mike Rozier, IB vs. Syracuse, Oct. 1, 1983                    | 142 |
|      | Brandon Jackson, IB vs. Colorado, Nov. 24, 2006               | 142 |
| 181. | Bobby Reynolds, HB vs. Kansas St., Nov. 11, 1950              | 141 |
|      | Bob Smith, HB vs. Kansas, Oct. 31, 1953                       | 141 |
|      | Scott Frost, QB at Missouri, Nov. 8, 1997                     | 141 |
| 184. | Steve Taylor, QB vs. Oklahoma St., Oct. 15, 1988              | 140 |
|      | Taylor Martinez, QB vs. Wisconsin, Dec. 1, 2012               | 140 |
|      | Terrell Newby, IB vs. Illinois, Oct. 1, 2016                  | 140 |
|      | *Rex Burkhead, IB vs. Georgia, Jan. 1, 2013, Capital One Bowl | 140 |

#### 130-139-Yard Rushing Games (45)

|      |   |     |
|------|---|-----|
| 188. | Willie Greenlaw, HB vs. Kansas, Oct. 29, 1955           | 139 |
|      | Mike Rozier, IB vs. Missouri, Oct. 23, 1982             | 139 |
|      | Doug DuBose, IB at Oklahoma St., Oct. 19, 1985          | 139 |
|      | Steve Taylor, QB vs. Florida St., Sept. 6, 1986         | 139 |
|      | Ameer Abdullah, IB vs. So. Dakota St., Sept. 21, 2013   | 139 |
| 193. | Bob Smith, HB vs. Miami, Oct. 17, 1953                  | 138 |
|      | Craig Johnson, IB vs. Kansas, Oct. 13, 1979             | 138 |
|      | Leodis Flowers, IB vs. Oklahoma St., Oct. 20, 1990      | 138 |
|      | Calvin Jones, IB vs. Kansas St., Oct. 16, 1993          | 138 |
|      | Lawrence Phillips, IB vs. Pacific, Sept. 24, 1994       | 138 |
|      | *Cory Ross, IB vs. Mich. St., Dec. 29, 2003, Alamo Bowl | 138 |
|      | Roy Helu Jr., IB vs. Oklahoma, Nov. 7, 2009             | 138 |
|      | Anthony Grant, RB vs. Georgia Southern, Sept. 10, 2022  | 138 |
| 201. | Calvin Jones, IB at Oklahoma, Nov. 27, 1992             | 137 |
|      | Lawrence Phillips, IB at UCLA, Sept. 18, 1993           | 137 |
|      | Eric Crouch, QB vs. Texas A&M, Nov. 6, 1999             | 137 |
|      | Dahrran Diedrick, IB at Baylor, Oct. 13, 2001           | 137 |
|      | Taylor Martinez, QB at Washington, Sept. 18, 2013       | 137 |
| 206. | Calvin Jones, IB at Oklahoma St., Oct. 7, 1993          | 136 |
|      | Dan Alexander, IB at Texas, Oct. 23, 1999               | 136 |
|      | Correll Buckhalter, IB vs. Texas, Dec. 4, 1999          | 136 |
|      | Dahrran Diedrick, IB at Kansas, Nov. 3, 2001            | 136 |
|      | Anthony Grant, RB vs. Indiana, Oct. 1, 2022             | 136 |
| 211. | Joe Orduña, HB at USC, Sept. 19, 1970                   | 135 |
|      | Derek Brown, IB at Arizona St., Sept. 28, 1991          | 135 |
|      | Damon Benning, IB vs. Baylor, Oct. 12, 1996             | 135 |
|      | Dan Alexander, IB vs. Iowa St., Oct. 9, 1999            | 135 |
|      | Dan Alexander, IB vs. Texas A&M, Nov. 6, 1999           | 135 |
|      | Taylor Martinez, QB vs. Chattanooga, Sept. 3, 2011      | 135 |
|      | Anthony Grant, RB vs. Louisiana Tech, Sept. 23, 2023    | 135 |
| 217. | Doug DuBose, IB at Iowa St., Nov. 3, 1984               | 134 |
| 218. | Bill Thornton, HB vs. Syracuse, Oct. 14, 1961           | 133 |
|      | Correll Buckhalter, IB vs. Kansas, Oct. 17, 1998        | 133 |
|      | Dahrran Diedrick, IB vs. Notre Dame, Sept. 8, 2001      | 133 |
| 221. | Rick Berns, IB at Colorado, Oct. 21, 1978               | 132 |
|      | Correll Buckhalter, IB at Missouri, Sept. 25, 1999      | 132 |
|      | Eric Crouch, QB at Baylor, Oct. 13, 2001                | 132 |
|      | Tommy Armstrong Jr., QB at Northwestern, Sept. 24, 2016 | 132 |
| 225. | Tommy Armstrong Jr., QB vs. McNeese St., Sept. 6, 2014  | 131 |
| 226. | Ken Clark, IB vs. Utah, Sept. 16, 1989                  | 130 |
|      | Tommie Frazier, QB vs. W. Virginia, Aug. 28, 1994       | 130 |
|      | DeAngelo Evans, IB vs. Texas, Dec. 7, 1996              | 130 |

|  |  |     |  |   |     |
|--|--|-----|--|---|-----|
|  | Dan Alexander, IB at Kansas St., Nov. 11, 2000         | 130 |  | *Ameer Abdullah, IB vs. Georgia, Jan. 1, 2014, Gator Bowl | 122 |
|  | Cory Ross, IB at Oklahoma, Nov. 13, 2004               | 130 |  | Luke McCaffrey, QB, vs. Illinois, Nov. 21, 2020           | 122 |
|  | Rex Burkhead, IB vs. Michigan St., Oct. 29, 2011       | 130 | 304.                                   | Dennis Korinek, HB vs. Iowa St., Oct. 2, 1954             | 121 |
| <b>120-129-Yard-Rushing Games (86)</b> |  |     |  |   |     |
| 232.                                   | Ron Clark, HB vs. Missouri, Nov. 4, 1950               | 129 |  | Jerry Brown, FB vs. Iowa St., Oct. 6, 1956                | 121 |
|  | Carroll Zaruba, HB vs. Colorado, Nov. 14, 1959         | 129 |  | Bill Thornton, HB at Oklahoma St., Oct. 21, 1961          | 121 |
|  | Jeff Moran, IB vs. Kansas St., Nov. 18, 1972           | 129 |  | Roger Craig, IB vs. Penn St., Sept. 26, 1981              | 121 |
|  | Jarvis Redwine, IB vs. Missouri, Nov. 1, 1980          | 129 |  | Roger Craig, IB at Oklahoma St., Nov. 7, 1981             | 121 |
|  | Doug DuBose, IB vs. Florida St., Sept. 7, 1985         | 129 |  | Derek Brown, IB vs. Colorado St., Sept. 14, 1991          | 121 |
|  | Keith Jones, IB vs. South Carolina, Oct. 3, 1987       | 129 |  | Calvin Jones, IB vs. Iowa St., Nov. 16, 1991              | 121 |
|  | Calvin Jones, IB vs. Missouri, Oct. 23, 1993           | 129 |  | Scott Frost, QB at Kansas, Oct. 25, 1997                  | 121 |
|  | Ahman Green, IB at Washington, Sept. 20, 1997          | 129 |  | Rex Burkhead, IB at Penn St., Nov. 12, 2011               | 121 |
|  | Joel Makovicka, FB at Washington, Sept. 20, 1997       | 129 | 313.                                   | Ben Gregory, HB vs. Oklahoma St., Nov. 11, 1967           | 120 |
|  | Rex Burkhead, IB at Iowa St., Nov. 6, 2010             | 129 |  | Jarvis Redwine, IB vs. New Mexico St., Oct. 6, 1979       | 120 |
| 242.                                   | Rick Berns, IB vs. Alabama, Sept. 17, 1977             | 128 |  | Tyreece Knox, IB at Kansas, Oct. 8, 1988                  | 120 |
|  | David Horne, IB at Texas A&M, Oct. 26, 2002            | 128 |  | Derek Brown, IB vs. Minnesota, Sept. 22, 1990             | 120 |
| 244.                                   | Dick Davis, FB vs. Oklahoma, Nov. 25, 1967             | 127 |  | Rex Burkhead, IB vs. Washington, Sept. 17, 2011           | 120 |
|  | Jeff Kinney, HB at Oklahoma, Nov. 22, 1969             | 127 | <b>110-119-Yard Rushing Games (78)</b> |   |     |
|  | Rick Berns, IB at Colorado, Oct. 9, 1976               | 127 | 318.                                   | Calvin Jones, IB vs. Middle Tenn. St., Sept. 12, 1992     | 119 |
|  | Mike Rozier, IB vs. Iowa, Sept. 11, 1982               | 127 |  | Dan Alexander, IB vs. Kansas, Nov. 4, 2000                | 119 |
|  | Roger Craig, IB at Hawaii, Dec. 4, 1982                | 127 |  | Judd Davies, FB at Baylor, Oct. 13, 2001                  | 119 |
|  | Tyreece Knox, IB vs. Missouri, Oct. 18, 1986           | 127 |  | David Horne, IB at Missouri, Oct. 11, 2003                | 119 |
|  | Damon Benning, IB vs. Texas Tech, Sept. 11, 1993       | 127 |  | Rex Burkhead, IB vs. Ohio St., Oct. 8, 2011               | 119 |
|  | Correll Buckhalter, IB vs. Iowa St., Oct. 9, 1999      | 127 |  | Ameer Abdullah, IB at UCLA, Sept. 8, 2012                 | 119 |
|  | Eric Crouch, QB vs. Kansas, Nov. 4, 2000               | 127 |  | Rex Burkhead, IB vs. Idaho St., Sept. 22, 2012            | 119 |
|  | Taylor Martinez, QB vs. W. Kentucky, Sept. 4, 2010     | 127 | 326.                                   | Rex Burkhead, IB at Ohio St., Oct. 6, 2012                | 119 |
|  | Ameer Abdullah, IB vs. Northwestern, Nov. 2, 2013      | 127 |  | *Rick Berns, IB vs. Texas Tech, Dec. 31, 1976,            | 118 |
|  | Jaquez Yant, RB vs. Northwestern, Oct. 2, 2021         | 127 |  | Astro-Bluebonnet Bowl                                     |     |
| 256.                                   | Carroll Zaruba, HB vs. Kansas St., Oct. 8, 1959        | 126 |  | *Mike Rozier, IB vs. LSU, Jan. 1, 1983, Orange Bowl       | 118 |
|  | Rudy Kinney, HB at Missouri, Nov. 2, 1963              | 126 |  | Keith Jones, IB vs. Utah St., Sept. 5, 1987               | 118 |
|  | *Tony Davis, FB vs. Florida, Dec. 31, 1974, Sugar Bowl | 126 |  | Tyreece Knox, IB vs. Iowa St., Nov. 7, 1987               | 118 |
|  | Jeff Smith, IB vs. New Mexico St., Sept. 18, 1982      | 126 |  | Leodis Flowers, IB vs. Iowa St., Oct. 28, 1989            | 118 |
|  | Ken Kaelin, FB at Iowa St., Nov. 8, 1986               | 126 |  | Derek Brown, IB vs. Missouri, Oct. 26, 1991               | 118 |
|  | Tyreece Knox, IB at Iowa St., Nov. 8, 1986             | 126 |  | Calvin Jones, IB vs. Oklahoma, Nov. 29, 1991              | 118 |
|  | Lawrence Phillips, IB vs. W. Virginia, Aug. 28, 1994   | 126 |  | Adrian Martinez, QB at Illinois, Sept. 21, 2019           | 118 |
|  | Cory Ross, IB at Iowa St., Nov. 6, 2002                | 126 | 334.                                   | Monte Anthony, IB at Okla. St., Oct. 18, 1975             | 117 |
|  | Ameer Abdullah, IB at Purdue, Oct. 12, 2013            | 126 |  | Doug DuBose, IB at Kansas, Nov. 16, 1984                  | 117 |
| 265.                                   | Doug DuBose, IB vs. Colorado, Oct. 26, 1985            | 125 |  | Keith Jones, IB at Kansas, Nov. 15, 1986                  | 117 |
|  | Ken Clark, IB at Missouri, Oct. 14, 1989               | 125 |  | Lawrence Phillips, IB at Kansas St., Oct. 15, 1994        | 117 |
|  | Gerry Gdowski, QB at Oklahoma St., Oct. 21, 1989       | 125 |  | Correll Buckhalter, IB vs. San Jose St., Sept. 2, 2000    | 117 |
|  | Tommie Frazier, QB vs. Iowa St., Nov. 13, 1993         | 125 |  | Rex Burkhead, IB at Minnesota, Oct. 22, 2011              | 117 |
|  | Correll Buckhalter, IB vs. Missouri, Oct. 24, 1998     | 125 |  | Adrian Martinez, QB vs. Colorado, Sept. 9, 2018           | 117 |
|  | Eric Crouch, QB vs. Colorado, Nov. 24, 2000            | 125 | 341.                                   | Jeff Kinney, HB at Iowa St., Nov. 7, 1970                 | 116 |
|  | David Horne, IB at Oklahoma St., Oct. 19, 2002         | 125 |  | Steve Taylor, QB vs. Arizona St., Sept. 24, 1988          | 116 |
|  | Cory Ross, IB vs. Western Illinois, Sept. 4, 2004      | 125 |  | Correll Buckhalter, IB at Kansas, Oct. 30, 1999           | 116 |
|  | Quentin Castille, IB vs. Clemson, Jan. 1, 2009         | 125 |  | Brandon Jackson, IB at Iowa St., Oct. 7, 2006             | 116 |
|  | Adrian Martinez, QB vs. Minnesota, Oct. 20, 2018       | 125 |  | Ameer Abdullah, IB vs. Penn St., Nov. 10, 2012            | 116 |
| 275.                                   | Bill Mueller, HB at Kansas St., Oct. 8, 1949           | 124 |  | Terrell Newby, IB at Minnesota, Oct. 17, 2015             | 116 |
|  | Jeff Kinney, HB vs. Oregon, Sept. 11, 1971             | 124 |  | Dedrick Mills, RB vs. No. Illinois, Sept. 14, 2019        | 116 |
|  | Jarvis Redwine, IB vs. Penn St., Sept. 29, 1979        | 124 | 348.                                   | Tom Rathman, FB vs. Colorado, Oct. 26, 1985               | 115 |
|  | Leodis Flowers, IB vs. N. Illinois, Sept. 8, 1990      | 124 |  | Keith Jones, IB at Oklahoma St., Oct. 17, 1987            | 115 |
|  | Keithen McCant, QB vs. Missouri, Oct. 13, 1990         | 124 |  | Roy Helu Jr., IB vs. Kansas, Nov. 8, 2008                 | 115 |
|  | Calvin Jones, IB vs. North Texas, Sept. 4, 1993        | 124 |  | Anthony Grant, RB vs. Minnesota, Nov. 5, 2022             | 115 |
| 281.                                   | Dennis Korinek, HB at Illinois, Sept. 26, 1953         | 123 | 352.                                   | Doug DuBose, IB vs. Iowa St., Nov. 9, 1985                | 114 |
|  | Ron Kirkland, HB at Oklahoma St., Nov. 13, 1965        | 123 |  | *Eric Crouch, QB vs. Miami, Jan. 3, 2002 (Rose Bowl)      | 114 |
|  | I.M. Hipp, IB at Indiana, Sept. 30, 1978               | 123 |  | Ameer Abdullah, IB vs. Southern Miss, Sept. 7, 2013       | 114 |
|  | Mike Rozier, IB at Kansas, Oct. 30, 1982               | 123 | 355.                                   | Bob Smith, HB at Iowa St., Nov. 7, 1953                   | 113 |
|  | Jeff Smith, IB at UCLA, Sept. 22, 1984                 | 123 |  | Rick Berns, IB vs. Oklahoma, Nov. 11, 1978                | 113 |
|  | George Achola, IB vs. Minnesota, Sept. 22, 1990        | 123 |  | Tom Rathman, FB vs. Florida St., Sept. 7, 1985            | 113 |
|  | Mickey Joseph, QB at Iowa St., Oct. 27, 1990           | 123 |  | Terry Rodgers, IB vs. Arizona St., Sept. 24, 1988         | 113 |
|  | DeAngelo Evans, IB vs. Colorado, Nov. 29, 1996         | 123 |  | Ahman Green, IB vs. C. Florida, Sept. 13, 1997            | 113 |
|  | Scott Frost, QB vs. Akron, Aug. 30, 1997               | 123 |  | Dan Alexander, IB vs. Iowa, Sept. 23, 2000                | 113 |
|  | Ahman Green, IB at Kansas, Oct. 25, 1997               | 123 |  | Dan Alexander, IB at Texas Tech, Oct. 14, 2000            | 113 |
|  | Eric Crouch, QB at Colorado, Nov. 26, 1999             | 123 | 362.                                   | Nick Adduci FB vs. Colorado, Nov. 19, 1949                | 112 |
|  | Cory Ross, IB vs. Wake Forest, Sept. 10, 2005          | 123 |  | Joe Orduna, HB at Colorado, Nov. 16, 1968                 | 112 |
|  | Ameer Abdullah, IB vs. Michigan St., Nov. 16, 2013     | 123 |  | Jeff Quinn, QB vs. Utah St., Sept. 15, 1979               | 112 |
| 294.                                   | Bob Smith, HB vs. Colorado, Nov. 14, 1953              | 122 |  | Leodis Flowers, IB at Kansas St., Oct. 6, 1990            | 112 |
|  | I.M. Hipp, IB vs. Baylor, Sept. 24, 1977               | 122 |  | Ahman Green, IB vs. Pacific, Sept. 23, 1995               | 112 |
|  | Andra Franklin, FB vs. Oklahoma, Nov. 22, 1980         | 122 |  | Dan Alexander, IB at Notre Dame, Sept. 9, 2000            | 112 |
|  | Andra Franklin, FB vs. Missouri, Nov. 1, 1980          | 122 |  | Tierre Green, IB vs. Western Illinois, Sept. 4, 2004      | 112 |
|  | Steve Taylor, QB at Arizona St., Sept. 26, 1987        | 122 |  | Taylor Martinez, QB at Oklahoma St., Oct. 23, 2010        | 112 |
|  | Ken Clark, IB vs. Arizona St., Sept. 24, 1988          | 122 |  | Taylor Martinez, QB at UCLA, Sept. 8, 2012                | 112 |
|  | Gerry Gdowski, QB at Missouri, Oct. 14, 1989           | 122 |  | Devine Ozigbo, IB, vs. Wisconsin, Oct. 7, 2017            | 112 |
|  | David Horne, IB vs. Kansas, Nov. 9, 2002               | 122 | 373.                                   | Adrian Martinez, QB vs. Buffalo, Sept. 11, 2021           | 112 |
|  |  |     |  | Willie Ross, HB at Kansas, Nov. 10, 1962                  | 111 |
|  |  |     |  | Tony Davis, IB at Oklahoma St., Oct. 27, 1973             | 111 |

|                                  |   |     |  |     |
|----------------------------------|---|-----|--|-----|
|                                  | Tony Davis, IB at Kansas St., Nov. 17, 1973                 | 111 | Correll Buckhalter, IB at Texas Tech, Oct. 14, 2000  | 105 |
|                                  | Monte Anthony, IB vs. Northwestern, Sept. 28, 1974          | 111 | Eric Crouch, QB vs. Texas Tech, Oct. 20, 2001        | 105 |
|                                  | Kenny Brown, WB at Oklahoma St., Oct. 20, 1979              | 111 | Imani Cross, IB vs. Wyoming, Aug. 31, 2013           | 105 |
|                                  | Mike Rozier, IB at Hawaii, Dec. 4, 1982                     | 111 | Ameer Abdullah, IB at Michigan, Nov. 9, 2013         | 105 |
|                                  | Leodis Flowers, IB vs. Missouri, Oct. 13, 1990              | 111 | Chubba Purdy, QB at Wisconsin, Nov. 18, 2023         | 105 |
|                                  | Calvin Jones, IB vs. Arizona St., Sept. 26, 1992            | 111 | 453. Rudy Johnson, HB vs. Air Force, Oct. 12, 1963   | 104 |
|                                  | Ahman Green, IB vs. Arizona St., Sept. 16, 1995             | 111 | Harry Wilson, HB Oklahoma St., Nov. 12, 1966         | 104 |
|                                  | Jammal Lord, QB at Penn St., Sept. 14, 2002                 | 111 | Jeff Kinney, HB vs. Kansas, Oct. 16, 1971            | 104 |
|                                  | Jammal Lord, QB at Missouri, Oct. 11, 2003                  | 111 | Gary Dixon, HB vs. Kansas, Oct. 16, 1971             | 104 |
|                                  | Brandon Jackson, IB vs. Missouri, Nov. 4, 2006              | 111 | Andra Franklin, FB at Iowa St., Nov. 15, 1980        | 104 |
|                                  | Marlon Lucky, IB at Texas, Oct. 27, 2007                    | 111 | Doug DuBose, IB at UCLA, Sept. 22, 1984              | 104 |
|                                  | Adrian Martinez, QB at Illinois, Aug. 28, 2021              | 111 | Dan Alexander, IB vs. Baylor, Oct. 21, 2000          | 104 |
| 387.                             | Ron Clark, HB at Minnesota, Sept. 25, 1954                  | 110 | Eric Crouch, QB vs. Iowa St., Oct. 6, 2001           | 104 |
|                                  | Lawrence Phillips, IB at Missouri, Oct. 22, 1994            | 110 | Rex Burkhead, IB at Washington, Sept. 18, 2010       | 104 |
|                                  | Dan Alexander, IB at Iowa St., Nov. 7, 1998                 | 110 | Taylor Martinez, QB vs. Penn St., Nov. 10, 2012      | 104 |
|                                  | Eric Crouch, QB vs. Missouri, Sept. 30, 2000                | 110 | Greg Bell, IB vs. Colorado, Sept. 8, 2018            | 104 |
|                                  | Roy Helu Jr., IB at Washington, Sept. 18, 2010              | 110 | 464. George Cifra, FB vs. Iowa St., Oct. 4, 1952     | 103 |
|                                  | Roy Helu Jr., IB at Kansas St., Oct. 7, 2010                | 110 | Willie Ross, HB at Kansas St., Oct. 7, 1961          | 103 |
|                                  | Ameer Abdullah, IB at Michigan St., Nov. 3, 2012            | 110 | Mike Rozier, IB at Iowa St., Nov. 13, 1982           | 103 |
|                                  | Ameer Abdullah, IB at Fresno State, Sept. 13, 2014          | 110 | Keith Jones, IB at South Carolina, Oct. 4, 1986      | 103 |
|                                  | Devine Ozigbo, IB vs. Bethune-Cookman, Oct. 27, 2018        | 110 | Lawrence Phillips, IB vs. Colorado, Oct. 29, 1994    | 103 |
|                                  |   |     | Eric Crouch, QB at Oklahoma, Oct. 28, 2000           | 103 |
|                                  |   |     | Jammal Lord, QB vs. Arizona St., Aug. 24, 2002       | 103 |
| 100-109-Yard Rushing Games (117) |   |     | Cory Ross, IB at Colorado, Nov. 28, 2003             | 103 |
| 396.                             | Bobby Reynolds, HB vs. Iowa St., Nov. 18, 1950              | 109 | Marlon Lucky, IB vs. Nicholls St., Sept. 9, 2006     | 103 |
|                                  | John Bordogna, QB vs. Penn St., Oct. 13, 1951               | 109 | Marlon Lucky, IB vs. Kansas St., Nov. 10, 2007       | 103 |
|                                  | Doug Thomas, HB at Missouri, Oct. 26, 1957                  | 109 | Marlon Lucky, IB vs. New Mexico St., Sept. 13, 2008  | 103 |
|                                  | Ben Gregory, IB at Oklahoma, Nov. 24, 1966                  | 109 | Devine Ozigbo, IB, vs. Fresno St., Sept. 3, 2016     | 103 |
|                                  | Dick Davis, FB vs. Minnesota, Sept. 30, 1967                | 109 | 476. Willie Greenlaw, HB vs. Colorado, Nov. 12, 1955 | 102 |
|                                  | Tony Davis, IB at Missouri, Oct. 13, 1973                   | 109 | Harry Wilson, HB at Iowa St., Oct. 1, 1966           | 102 |
|                                  | Monte Anthony, IB vs. Miami, Oct. 2, 1976                   | 109 | Tim Wurth, IB at Iowa St., Oct. 7, 1978              | 102 |
|                                  | Craig Johnson, IB at Kansas, Oct. 11, 1980                  | 109 | Jarvis Redwine, IB vs. Oklahoma St., Oct. 20, 1979   | 102 |
|                                  | Doug DuBose, IB vs. Kansas, Nov. 16, 1985                   | 109 | Craig Johnson, IB at Kansas St., Nov. 10, 1979       | 102 |
|                                  | Keith Jones, IB vs. Kansas St., Nov. 1, 1986                | 109 | Mike Rozier, IB at Oklahoma St., Nov. 7, 1981        | 102 |
|                                  | Ahman Green, IB vs. Kansas St., Oct. 21, 1995               | 109 | Roger Craig, IB vs. Oklahoma, Nov. 26, 1982          | 102 |
|                                  | Jammal Lord, QB vs. Texas A&M, Oct. 18, 2003                | 109 | *Doug DuBose, IB vs. LSU, Jan. 1, 1985, Sugar Bowl   | 102 |
|                                  | Imani Cross, IB vs. Illinois, Sept. 27, 2014                | 109 | Bryan Carpenter, FB vs. Utah, Sept. 16, 1989         | 102 |
|                                  | Maurice Washington, IB vs. Minnesota, 2018                  | 109 | Marlon Lucky, IB vs. Ball State, Sept. 22, 2007      | 102 |
| 410.                             | Nick Adduci, FB vs. Kansas St., Nov. 11, 1950               | 108 | Quentin Castille, IB vs. Oklahoma St., Oct. 13, 2007 | 102 |
|                                  | *Dennis Claridge, QB vs. Auburn, Jan. 1, 1964, Orange Bowl  | 108 | Taylor Martinez, QB vs. Ohio St., Oct. 8, 2011       | 102 |
|                                  | Jeff Kinney, HB vs. Missouri, Oct. 10, 1970                 | 108 | Terrell Newby, IB at Indiana, Oct. 15, 2016          | 102 |
|                                  | Tom Rathman, FB vs. Wyoming, Sept. 8, 1984                  | 108 | Adrian Martinez, QB at Northwestern, Nov. 7, 2020    | 102 |
|                                  | Tyrese Knox, IB at Kansas State, Oct. 22, 1988              | 108 | 490. Tom Carodine, HB vs. TCU, Sept. 29, 1951        | 101 |
|                                  | Eric Crouch, QB vs. Texas, Oct. 31, 1998                    | 108 | Craig Johnson, IB at Kansas St., Oct. 6, 1951        | 101 |
|                                  | Eric Crouch, QB at Kansas St., Nov. 14, 1998                | 108 | Calvin Jones, IB vs. Colorado, Oct. 31, 1992         | 101 |
|                                  | *Dan Alexander, IB vs. Tennessee, Jan. 2, 2000, Fiesta Bowl | 108 | Joel Makovicka, FB vs. Oklahoma, Nov. 1, 1997        | 101 |
|                                  | Dahrran Diedrick, IB vs. Kansas St., Nov. 10, 2001          | 108 | Rex Burkhead, IB vs. Colorado, Nov. 26, 2010         | 101 |
|                                  | Cory Ross, IB at Kansas, Nov. 8, 2003                       | 108 | Ameer Abdullah, IB at Northwestern, Oct. 20, 2012    | 101 |
| 420.                             | Monte Anthony, IB vs. Kansas St., Oct. 16, 1975             | 107 | Ameer Abdullah, IB vs. Michigan, Oct. 27, 2012       | 101 |
|                                  | Rick Berns, IB vs. Kansas, Nov. 12, 1977                    | 107 | Devine Ozigbo, IB vs. Rutgers, Sept. 23, 2017        | 101 |
|                                  | Doug DuBose, IB at Syracuse, Sept. 29, 1984                 | 107 | Markese Stepp, RB vs. Fordham, Sept. 4, 2021         | 101 |
|                                  | Calvin Jones, IB vs. Kansas, Nov. 7, 1992                   | 107 | Anthony Grant, RB vs. Northwestern, Aug. 27, 2022    | 101 |
|                                  | Dahrran Diedrick, IB vs. Iowa St., Oct. 6, 2001             | 107 | 500. Ron Clark, HB at Kansas, Nov. 6, 1954           | 100 |
|                                  | Dahrran Diedrick, IB vs. Kansas, Nov. 9, 2002               | 107 | Jerry Brown, FB vs. Baylor, Nov. 17, 1956            | 100 |
|                                  | Cory Ross, IB vs. Kansas, Oct. 2, 2004                      | 107 | Bill Thornton, HB at Kansas St., Oct. 7, 1961        | 100 |
|                                  | Marlon Lucky, IB vs. Iowa State, Sept. 29, 2007             | 107 | Bill Olds, FB vs. Texas A&M, Sept. 25, 1971          | 100 |
|                                  | Roy Helu Jr., IB vs. Idaho, Sept. 11, 2010                  | 107 | John O'Leary, IB at Kansas St., Nov. 17, 1973        | 100 |
|                                  | Taylor Martinez, QB vs. Wisconsin, Sept. 29, 2012           | 107 | Turner Gill, QB at Minnesota, Sept. 17, 1983         | 100 |
|                                  | Terrell Newby, IB vs. Florida Atlantic, Aug. 30, 2014       | 107 | Tyrese Knox, IB vs. Kansas St., Oct. 24, 1987        | 100 |
|                                  | Tre Bryant, IB at Oregon, Sept. 9, 2017                     | 107 | Ken Clark, IB at Minnesota, Sept. 23, 1989           | 100 |
| 432.                             | Dick Davis, FB at Texas Christian, Oct. 28, 1967            | 106 | Derek Brown, IB vs. Washington, Sept. 21, 1991       | 100 |
|                                  | Tony Davis, IB vs. North Carolina St., Sept. 22, 1973       | 106 | Keithen McCant, QB vs. Kansas St., Oct. 19, 1991     | 100 |
|                                  | *Tony Davis, IB vs. Texas, Jan. 1, 1974, Cotton Bowl        | 106 | Correll Buckhalter, IB vs. Iowa, Sept. 23, 2000      | 100 |
|                                  | John O'Leary, IB vs. Miami, Oct. 4, 1975                    | 106 | Correll Buckhalter, IB vs. Kansas, Nov. 4, 2000      | 100 |
|                                  | Dave Gillespie, IB vs. Colorado, Oct. 25, 1975              | 106 | Jammal Lord, QB vs. Penn St., Sept. 13, 2003         | 100 |
|                                  | Eric Crouch, QB vs. Kansas St., Nov. 10, 2001               | 106 | Rex Burkhead, IB at Colorado, Nov. 27, 2009          | 100 |
|                                  | Kenny Wilson, IB vs. Troy, Sept. 23, 2006                   | 106 | 514. Imani Cross, IB vs. Idaho St., Sept. 22, 2012   | 100 |
|                                  | Ameer Abdullah, IB at Iowa, Nov. 28, 2014                   | 106 |  |     |
|                                  | Devine Ozigbo, IB at Illinois, Sept. 29, 2017               | 106 |  |     |
| 441.                             | Bill Mueller, HB vs. South Dakota, Sept. 24, 1949           | 105 |  |     |
|                                  | Joe Orduna, HB vs. Kansas St., Nov. 14, 1970                | 105 |  |     |
|                                  | Craig Johnson, IB vs. Oklahoma St., Oct. 18, 1980           | 105 |  |     |
|                                  | Mike Rozier, IB at Oklahoma, Nov. 21, 1981                  | 105 |  |     |
|                                  | Derek Brown, IB vs. Utah, Sept. 5, 1992                     | 105 |  |     |
|                                  | DeAngelo Evans, IB vs. Baylor, Oct. 12, 1996                | 105 |  |     |
|                                  | Ahman Green, IB vs. Oklahoma, Nov. 1, 1997                  | 105 |  |     |

**Progression of Nebraska's Rushing Record**

| <b>Player, Opp. (Games Held, Includes Bowls)</b>       | <b>Yards</b> |
|--|--------------|
| Roy Helu Jr., IB, vs. Missouri, Oct. 30, 2010 (109)    | 307          |
| Calvin Jones, IB, at Kansas, Nov. 9, 1991 (211)        | 294          |
| Mike Rozier, IB, vs. Kansas, Nov. 12, 1983 (97)        | 285          |
| Rick Berns, IB, vs. Missouri, Nov. 18, 1978 (61)       | 255          |
| I.M. Hipp, IB, vs. Indiana, Oct. 1, 1977 (19)          | 254          |
| Rick Berns, IB, vs. Hawaii, Dec. 4, 1976 (5)           | 211          |
| Frank Solich, FB, at Air Force, Sept. 25, 1965 (136)   | 204          |
| Bobby Reynolds, HB, vs. Indiana, Sept. 30, 1950 (154)  | 187          |
| Bill Mueller, HB, at Kansas State, Oct. 8, 1949 (7)    | 124          |
| Bill Mueller, HB, vs. South Dakota, Sept. 24, 1949 (2) | 105          |

**100-Yard Rushing Games by Player**

| <b>Rk.</b> | <b>Player</b>                   | <b>Total</b> | <b>200+</b> | <b>Bowl</b> |
|------------|---------------------------------|--------------|-------------|-------------|
| 1.         | Mike Rozier, IB, 1981-83        | 26           | 7           | 2           |
| 2.         | Ameer Abdullah, IB, 2011-14     | 24           | 5           | 1           |
| 3.         | Ahman Green, IB, 1995-97        | 20           | 4           | 1           |
| 4.         | Eric Crouch, QB, 1998-01        | 17           | 0           | 1           |
| 5.         | Calvin Jones, IB, 1991-93       | 16           | 2           | 0           |
| 6.         | Lawrence Phillips, IB, 1993-95  | 15           | 2           | 1           |
| 7.         | Doug DuBose, IB, 1984-85        | 14           | 0           | 1           |
|            | Dan Alexander, IB, 1997-00      | 14           | 2           | 2           |
| 9.         | Taylor Martinez, QB, 2010-13    | 13           | 2           | 0           |
|            | Rex Burkhead, 2009-12           | 13           | 0           | 1           |
| 11.        | Cory Ross, IB, 2002-05          | 12           | 0           | 2           |
|            | Derek Brown, IB, 1990-92        | 12           | 0           | 0           |
|            | Ken Clark, IB, 1987-89          | 12           | 2           | 0           |
| 14.        | Correll Buckhalter, IB, 1998-00 | 11           | 0           | 0           |
|            | Jarvis Redwine, IB, 1979-80     | 11           | 1           | 0           |
| 16.        | I.M. Hipp, IB, 1976-78          | 10           | 2           | 0           |
|            | Keith Jones, IB, 1984-87        | 10           | 2           | 0           |
|            | Roy Helu Jr., 2007-10           | 10           | 1           | 0           |
| 19.        | Bobby Reynolds, HB, 1950-52     | 9            | 0           | 0           |
|            | Rick Berns, IB, 1976-78         | 9            | 2           | 1           |
|            | Jammal Lord, QB, 2000-03        | 9            | 1           | 0           |
|            | Devine Ozigbo, IB, 2015-18      | 9            | 0           | 0           |
| 23.        | Dahrran Diedrick, IB, 1999-02   | 8            | 0           | 0           |
|            | Marlon Lucky, IB, 2005-08       | 8            | 1           | 0           |
| 25.        | Roger Craig, IB, 1980-82        | 7            | 0           | 0           |
|            | Tony Davis, IB/FB, 1973-75      | 7            | 0           | 2           |
|            | Leodis Flowers, IB, 1988-90     | 7            | 0           | 0           |
|            | Adrian Martinez, QB, 2018-21    | 7            | 0           | 0           |

**Consecutive 100-Yard Games, Season**

| <b>No.</b> | <b>Player, Year</b>   |
|------------|---|
| 11*        | Mike Rozier, IB, 1983<br>(includes four straight 200-yard games)  |
| 11         | Lawrence Phillips, IB, 1994                                       |
| 11*        | Ahman Green, IB, 1997<br>(includes three straight 200-yard games) |
| 8          | Bobby Reynolds, HB, 1950  |
| 8          | Ameer Abdullah, IB, 2013  |
| 7          | Derek Brown, IB, 1991   |
| 6          | Mike Rozier, IB, 1982<br>(includes two straight 200-yard games)   |
| 5          | Taylor Martinez, QB, 2010   |
| 5          | Leodis Flowers, IB, 1990  |
| 5          | Jarvis Redwine, IB, 1979  |
| 5          | I.M. Hipp, IB, 1977<br>(includes two straight 200-yard games)     |
| 4          | Ameer Abdullah, IB, 2012  |
| 4          | Eric Crouch, QB, 2001   |
| 4          | Doug DuBose, IB, 1984   |
| 4          | Roy Helu Jr., IB, 2009  |
| 4          | Bob Smith, HB, 1953   |
| 3          | Bill Thornton, FB, 1961   |
| 3          | Rick Berns, IB, 1976, 1977  |
| 3          | Jeff Smith, IB, 1984  |
| 3          | Doug DuBose, IB, 1985   |
| 3          | Gerry Gdowski, QB, 1989   |
| 3          | Ken Clark, IB, 1989   |
| 3          | Calvin Jones, IB, 1991, 1993 (three total times)                  |
| 3          | Ahman Green, IB, 1995   |
| 3          | Dan Alexander, IB, 2000   |

- 3 Eric Crouch, QB, 2001
- 3 Dahrran Diedrick, IB, 2001
- 3 Cory Ross, IB, 2004
- 3 Roy Helu Jr., IB, 2008, 2010
- 3 Rex Burkhead, IB, 2010
- 3 Taylor Martinez, QB, 2010
- 3 Rex Burkhead, IB, 2011
- 3 Ameer Abdullah, IB, 2014
- 3 Devine Ozigbo, IB, 2017, 2018
- 3 Anthony Grant, RB, 2022

\*Rozier and Green had 12 straight 100-yard games, including bowls.

**Quadruple 100-Yard Games (1)**

1. Thunder Collins, IB, (165), Dahrran Diedrick, IB, (137)  
Eric Crouch, QB, (132), Judd Davies, FB, (119) at  
Baylor, Oct. 13, 2001

**Triple 100-Yard Games (5)**

1. Ken Clark, IB, (122), Steve Taylor, QB, (116), Terry  
Rodgers, IB, (113) vs. Arizona St., Sept. 24, 1988
2. Eric Crouch, QB, (127), Dan Alexander, IB, (119),  
Correll Buckhalter, IB, (100) vs. Kansas, Nov. 4, 2000
3. Thunder Collins, IB, (165), Dahrran Diedrick, IB, (137)  
Eric Crouch, QB, (132), Judd Davies, FB, (119) at  
Baylor, Oct. 13, 2001
4. Taylor Martinez, QB, (137), Roy Helu Jr., IB, (110),  
Rex Burkhead, IB, (104), at Washington, Sept. 18, 2010
5. Devine Ozigbo, RB (152), Adrian Martinez, QB (125),  
Maurice Washington, RB (109) vs. Minnesota, Oct. 20, 2018

**Double 100-Yard Game Breakdown**

Games: 81

(75 by 2 players, 5 by 3 players, 1 by four players)

**Last Time:** vs. Louisiana Tech, Sept. 23, 2023,  
Heinrich Haarberg, QB, (157), Anthony Grant, RB, (135)

**First Time:** vs. Missouri, Nov. 4, 1950,  
Bobby Reynolds, HB, (175), Ron Clark, HB, (129)

**Total Double 100-Yard Games vs. Conference:**

45 vs. Big 12 (1 triple, 1 quadruple); 6 vs. Big Ten

**Total Double 100-Yard Games vs. Non-Conference:** 30 (2 triple)

**Total Double 100-Yard Games in Bowl Games:** 1

**Double 100-Yard Game Record:**

78-3 (52-1 Home, 24-2 Away, 2-0 Neutral)

**Most Double 100-Yard Games Against Opponent:** 10 vs. Iowa St.

**Most Common Double 100-Yard Game Combo:**

Dan Alexander, IB, and Correll Buckhalter, IB,  
5 times; 2 in 1999, 3 in 2000)

**Homecoming Games:** 15 (1 triple)

**Double 100-Yard Games, By Date**

1. Bobby Reynolds, HB, (175), Ron Clark, HB, (129)  
vs. Missouri, Nov. 4, 1950
2. Bobby Reynolds, HB, (141), Nick Adduci, FB, (108)  
vs. Kansas St., Nov. 11, 1950
3. Willie Ross, HB, (103), Bill Thornton, HB, (100)  
at Kansas St., Oct. 7, 1961
4. Jeff Kinney, HB, (104), Gary Dixon, HB, (104)  
vs. Kansas, Oct. 16, 1971
5. I.M. Hipp, IB, (200), Rick Berns, IB, (107)  
vs. Kansas, Nov. 12, 1977
6. I.M. Hipp, IB, (167), Jeff Quinn, QB, (112)  
vs. Utah St., Sept. 15, 1979
7. Jarvis Redwine, IB, (157), Craig Johnson, IB, (138)  
vs. Kansas, Oct. 13, 1979
8. Kenny Brown, WB, (111), Jarvis Redwine, IB, (102)  
at Oklahoma St., Oct. 20, 1979
9. Jarvis Redwine, IB, (129), Andra Franklin, FB, (122)  
vs. Missouri, Nov. 1, 1980
10. Jarvis Redwine, IB, (152), Andra Franklin, FB, (122)  
vs. Oklahoma, Nov. 22, 1980
11. Roger Craig, IB, (121), Mike Rozier, IB, (105)  
at Oklahoma St., Nov. 7, 1981
12. Mike Rozier, IB, (149), Jeff Smith, IB, (126)  
vs. New Mexico St., Sept. 18, 1982

13. Roger Craig, IB, (127), Mike Rozier, IB, (111) at Hawaii, Dec. 4, 1982
14. Mike Rozier, IB, (196), Turner Gill, QB, (100) at Minnesota, Sept. 17, 1983
15. Jeff Smith, IB, (170), Tom Rathman, FB, (108) vs. Wyoming, Sept. 8, 1984
16. Jeff Smith, IB, (123), Doug DuBose, IB, (104) at UCLA, Sept. 22, 1984
17. Doug DuBose, IB, (129), Tom Rathman, FB, (113) vs. Florida St., Sept. 7, 1985
18. Doug DuBose, IB, (125), Tom Rathman, FB, (115) vs. Colorado, Oct. 26, 1985
19. Tom Rathman, FB, (159), Doug DuBose, IB, (109) vs. Kansas, Nov. 16, 1985
20. Ken Kaelin, FB, (126), Tyreese Knox, IB, (126) at Iowa St., Nov. 8, 1986
21. Steve Taylor, QB, (157), Keith Jones, IB, (118) vs. Utah St., Sept. 5, 1987
22. Keith Jones, IB, (145), Steve Taylor, QB, (122) at Arizona St., Sept. 26, 1987
23. Keith Jones, IB, (240), Tyreese Knox, IB, (118) vs. Iowa St., Nov. 7, 1987
24. Ken Clark, IB, (122), Steve Taylor, QB, (116), Terry Rodgers, IB, (113) vs. Arizona St., Sept. 24, 1988
25. Ken Clark, IB, (256), Steve Taylor, QB, (140) vs. Oklahoma St., Oct. 15, 1988
26. Ken Clark, IB, (225), Tyreese Knox, IB, (108) at Kansas St., Oct. 22, 1988
27. Steve Taylor, QB, (154), Ken Clark, IB, (146) at Iowa St., Nov. 5, 1988
28. Ken Clark, IB, (130), Bryan Carpenter, FB, (102) vs. Utah, Sept. 16, 1989
29. Ken Clark, IB, (125), Gerry Gdowski, QB, (122) at Missouri, Oct. 14, 1989
30. Gerry Gdowski, QB, (176), Leodis Flowers, IB, (118) vs. Iowa St., Oct. 28, 1989
31. George Achola, IB, (123), Derek Brown, IB, (120) vs. Minnesota, Sept. 22, 1990
32. Leodis Flowers, IB, (208), Mickey Joseph, QB, (123) at Iowa St., Oct. 27, 1990
33. Derek Brown, IB, (145), Keithen McCant, QB, (100) vs. Kansas St., Oct. 19, 1991
34. Keithen McCant, QB, (124), Derek Brown, IB, (118) vs. Missouri, Oct. 26, 1991
35. Calvin Jones, IB, (121), Derek Brown, IB, (107) vs. Iowa St., Nov. 16, 1991
36. Derek Brown, IB, (154), Calvin Jones, IB, (119) vs. Middle Tennessee State, Sept. 12, 1992
37. Derek Brown, IB, (156), Calvin Jones, IB, (107) vs. Kansas, Nov. 7, 1992
38. Tommie Frazier, QB, (158), Calvin Jones, IB, (138) vs. Kansas St., Oct. 16, 1993
39. Calvin Jones, IB, (208), Tommie Frazier, QB, (125) vs. Iowa St., Nov. 13, 1993
40. Tommie Frazier, QB, (138), Lawrence Phillips, IB, (127) vs. West Virginia, Aug. 28, 1994
41. Clinton Childs, IB, (143), Ahman Green, IB, (111) vs. Arizona St., Sept. 16, 1995
42. Damon Benning, IB, (173), Ahman Green, IB, (112) vs. Pacific, Sept. 23, 1995
43. Tommie Frazier, QB, (199), Lawrence Phillips, IB, (165) vs. Florida, Jan. 2, 1996, Fiesta Bowl
44. Damon Benning, IB, (135), DeAngelo Evans, IB, (105) vs. Baylor, Oct. 12, 1996
45. Ahman Green, IB, (129), Joel Makovicka, FB, (129) at Washington, Sept. 20, 1997
46. Ahman Green, IB, (123), Scott Frost, QB, (121) at Kansas, Oct. 25, 1997
47. Ahman Green, IB, (105), Joel Makovicka, FB, (101) vs. Oklahoma, Nov. 1, 1997
48. Ahman Green, IB, (189), Scott Frost, QB, (141) at Missouri, Nov. 8, 1997
49. Dan Alexander, IB, (135), Correll Buckhalter, IB, (127) vs. Iowa St., Oct. 9, 1999
50. Eric Crouch, QB, (137), Dan Alexander, IB, (135) vs. Texas A&M, Nov. 6, 1999
51. Dan Alexander, IB, (180), Eric Crouch, QB, (123) at Colorado, Nov. 26, 1999
52. Dan Alexander, IB, (208), Correll Buckhalter, IB, (117) vs. San Jose St., Sept. 2, 2000
53. Dan Alexander, IB, (113), Correll Buckhalter, IB, (100) vs. Iowa, Sept. 23, 2000
54. Dan Alexander, IB, (113), Correll Buckhalter, IB, (105) at Texas Tech, Oct. 14, 2000
55. Eric Crouch, QB, (127), Dan Alexander, IB, (119), Correll Buckhalter, IB, (100) vs. Kansas, Nov. 4, 2000
56. Dahrnan Diedrick, IB, (107), Eric Crouch, QB, (104) vs. Iowa St., Oct. 6, 2001
57. Thunder Collins, IB, (165), Dahrnan Diedrick, IB, (137), Eric Crouch, QB, (132), Judd Davies, FB, (119) at Baylor, Oct. 13, 2001
58. Dahrnan Diedrick, IB, (157), Eric Crouch, QB, (105) vs. Texas Tech, Oct. 20, 2001
59. Dahrnan Diedrick, IB, (108), Eric Crouch, QB, (106) vs. Kansas St., Nov. 10, 2001
60. Jammal Lord, QB, (159), David Horne, IB, (128) at Texas A&M, Oct. 26, 2002
61. David Horne, IB, (122), Dahrnan Diedrick, IB, (107) vs. Kansas, Nov. 9, 2002
62. Josh Davis, IB, (179), Jammal Lord, QB, (100), vs. Penn St., Sept. 13, 2003
63. David Horne, IB, (119), Jammal Lord, QB, (111) at Missouri, Oct. 11, 2003
64. Cory Ross, IB, (125), Tierre Green, IB, (112) vs. Western Illinois, Sept. 4, 2004
65. Marlon Lucky, IB, (156), Kenny Wilson, IB, (106) vs. Troy, Sept. 23, 2006
66. Cody Glenn, IB, (148), Brandon Jackson, IB, (116) at Iowa St., Oct. 7, 2006
67. Taylor Martinez, QB, (157), Roy Helu Jr., IB (107) vs. Idaho, Sept. 11, 2010
68. Taylor Martinez, QB, (137), Roy Helu Jr., IB, (110), Rex Burkhead, IB, (104), at Washington, Sept. 18, 2010
69. Taylor Martinez, QB, (241), Roy Helu Jr., IB, (110) at Kansas State, Oct. 7, 2010
70. Rex Burkhead, IB, (119), Taylor Martinez, QB, (102) vs. Ohio State, Oct. 8, 2011
71. Ameer Abdullah, IB (119), Taylor Martinez, QB, (112) at UCLA, Sept. 8, 2012
72. Rex Burkhead, IB (119), Imani Cross, IB, (100) vs. Idaho State, Sept. 22, 2012
73. Taylor Martinez, QB (205), Ameer Abdullah (101) at Michigan State, Nov. 3, 2012
74. Ameer Abdullah, IB (116), Taylor Martinez (104) vs. Penn State, Nov. 10, 2012
75. Ameer Abdullah, IB (144), Imani Cross, IB (105) vs. Wyoming, Aug. 31, 2013
76. Ameer Abdullah, IB (232), Terrell Newby, IB (107) vs. Florida Atlantic, Aug. 30, 2014
77. Ameer Abdullah, IB (208), Imani Cross, IB (109) vs. Illinois, Sept. 27, 2014
78. Adrian Martinez, QB (117), Greg Bell, IB (104) vs. Colorado, Sept. 8, 2018
79. Devine Ozigbo, RB (152), Adrian Martinez, QB (125), Maurice Washington (109) vs. Minnesota, Oct. 20, 2018
80. Dedrick Mills, RB (191), Adrian Martinez, QB (157) at Rutgers, Dec. 18, 2020
81. Heinrich Haarberg, QB (157), Anthony Grant, RB (135) vs. Louisiana Tech, Sept. 23, 2023

## Rushing Season

Attempts: 286; Lawrence Phillips, IB, 1994

(1,722 yards, 12 games)

Yards: 2,148; Mike Rozier, IB, 1983 (275 att., 12 games)

Yards Per Attempt: (min. 100 att.) - 8.33; Calvin Jones,

IB, 1991 (900 yards, 108 att.);

(min. 200 att.) - 7.81; Mike Rozier, IB, 1983

(2,148 yards, 275 att.)

Yards Per Game: 179.0, Mike Rozier, IB, 1983

(2,148 yards, 12 games)

Touchdowns: 29; Mike Rozier, IB, 1983 (12 games)

Games Rushing for 100 Yards: 11; Mike Rozier, IB, 1983;

Lawrence Phillips, IB, 1994; Ahman Green, IB, 1997;

Ameer Abdullah, IB, 2013

Games Rushing for 200 Yards: 4; Mike Rozier, IB, 1983;

Ameer Abdullah, IB, 2014

Consecutive 100-Yard Games: 11; Mike Rozier, IB, 1983

(games 2-12); Lawrence Phillips, IB, 1994 (games 1-11);

Ahman Green, IB, 1997 (games 2-12)

Consecutive 200-Yard Games: 4; Mike Rozier, IB, 1983

(games 9-12)

## 1,000-Yard Rushing Seasons (36)

| Rk. | Player                      | Pos. | Year | Att.                        | TD | Games | Yards |
|-----|-----------------------------|------|------|-----------------------------|----|-------|-------|
| 1.  | Mike Rozier, IB, 1983       |      |      | 275 att., 29 TD, 12 games)  |    |       | 2,148 |
| 2.  | Ahman Green, IB, 1997       |      |      | (278 att., 22 TD, 12 games) |    |       | 1,877 |
| 3.  | Lawrence Phillips, IB, 1994 |      |      | (286 att., 16 TD, 12 games) |    |       | 1,722 |
| 4.  | Ameer Abdullah, IB, 2013    |      |      | (281 att., 9 TD, 13 games)  |    |       | 1,690 |
| 5.  | Mike Rozier, IB, 1982       |      |      | (242 att., 15 TD, 12 games) |    |       | 1,689 |
| 6.  | Ameer Abdullah, IB, 2014    |      |      | (264 att., 19 TD, 13 games) |    |       | 1,611 |
| 7.  | Ken Clark, IB, 1988         |      |      | (232 att., 12 TD, 12 games) |    |       | 1,497 |
| 8.  | Jammal Lord, QB, 2002       |      |      | (251 att., 8 TD, 14 games)  |    |       | 1,412 |
| 9.  | Rex Burkhead, IB, 2011      |      |      | (284 att., 15 TD, 13 games) |    |       | 1,357 |
| 10. | Bobby Reynolds, HB, 1950    |      |      | (193 att., 19 TD, 9 games)  |    |       | 1,342 |
| 11. | Derek Brown, IB, 1991       |      |      | (230 att., 14 TD, 11 games) |    |       | 1,313 |
| 12. | I.M. Hipp, IB, 1977         |      |      | (197 att., 10 TD, 11 games) |    |       | 1,301 |
| 13. | Dahrran Diedrick, IB, 2001  |      |      | (233 att., 15 TD, 11 games) |    |       | 1,299 |
| 14. | Roy Helu Jr., IB, 2010      |      |      | (188 att., 11 TD, 14 games) |    |       | 1,245 |
| 15. | Keith Jones, IB, 1987       |      |      | (170 att., 13 TD, 10 games) |    |       | 1,232 |
| 16. | Calvin Jones, IB, 1992      |      |      | (168 att., 14 TD, 11 games) |    |       | 1,210 |
| 17. | Ken Clark, IB, 1989         |      |      | (198 att., 12 TD, 10 games) |    |       | 1,196 |
| 18. | Doug DuBose, IB, 1985       |      |      | (203 att., 8 TD, 10 games)  |    |       | 1,161 |
| 19. | Dan Alexander, IB, 2000     |      |      | (182 att., 8 TD, 11 games)  |    |       | 1,154 |
| 20. | Roy Helu Jr., IB, 2009      |      |      | (220 att., 10 TD, 14 games) |    |       | 1,147 |
| 21. | Ameer Abdullah, IB, 2012    |      |      | (226 att., 8 TD, 14 games)  |    |       | 1,137 |
| 22. | Jarvis Redwine, IB, 1980    |      |      | (156 att., 9 TD, 10 games)  |    |       | 1,119 |
| 23. | Eric Crouch, QB, 2001       |      |      | (203 att., 18 TD, 12 games) |    |       | 1,115 |
| 24. | Cory Ross, IB, 2004         |      |      | (207 att., 6 TD, 11 games)  |    |       | 1,102 |
| 25. | Scott Frost, QB, 1997       |      |      | (176 att., 19 TD, 12 games) |    |       | 1,095 |
| 26. | Ahman Green, IB, 1995       |      |      | (141 att., 13 TD, 11 games) |    |       | 1,086 |
| 27. | Devine Ozigbo, IB, 2018     |      |      | (155 att., 12 TD, 12 games) |    |       | 1,082 |
| 28. | Roger Craig, IB, 1981       |      |      | (173 att., 6 TD, 11 games)  |    |       | 1,060 |
| 29. | Calvin Jones, IB, 1993      |      |      | (185 att., 12 TD, 9 games)  |    |       | 1,043 |
| 30. | Jarvis Redwine, IB, 1979    |      |      | (148 att., 8 TD, 11 games)  |    |       | 1,042 |
| 31. | Doug DuBose, IB, 1984       |      |      | (156 att., 8 TD, 11 games)  |    |       | 1,040 |
| 32. | Jeff Kinney, HB, 1971       |      |      | (222 att., 16 TD, 12 games) |    |       | 1,037 |
| 33. | Taylor Martinez, QB, 2012   |      |      | (195 att., 10 TD, 14 games) |    |       | 1,019 |
| 34. | Marlon Lucky, IB, 2007      |      |      | (206 att., 9 TD, 12 games)  |    |       | 1,019 |
| 35. | Derek Brown, IB, 1992       |      |      | (169 att., 4 TD, 10 games)  |    |       | 1,011 |
| 36. | Tony Davis, IB, 1973        |      |      | (254 att., 12 TD, 11 games) |    |       | 1,008 |

## Top Rushing Seasons by Position

### I-Back

| Rk. | Player            | Year   | Games | Att. | Avg. | TD | Yards |
|-----|-------------------|--------|-------|------|------|----|-------|
| 1.  | Mike Rozier       | (1983) | 12    | 275  | 7.81 | 29 | 2,148 |
| 2.  | Ahman Green       | (1997) | 12    | 278  | 6.75 | 22 | 1,877 |
| 3.  | Lawrence Phillips | (1994) | 12    | 286  | 6.00 | 16 | 1,722 |
| 4.  | Ameer Abdullah    | (2013) | 13    | 281  | 6.01 | 9  | 1,690 |
| 5.  | Mike Rozier       | (1982) | 12    | 242  | 6.98 | 15 | 1,689 |
| 6.  | Ameer Abdullah    | (2014) | 13    | 264  | 6.10 | 19 | 1,611 |
| 7.  | Ken Clark         | (1988) | 12    | 232  | 6.45 | 12 | 1,497 |
| 8.  | Rex Burkhead      | (2011) | 13    | 284  | 4.78 | 15 | 1,357 |
| 9.  | Bobby Reynolds    | (1950) | 9     | 193  | 6.95 | 19 | 1,342 |
| 10. | Derek Brown       | (1991) | 11    | 230  | 5.71 | 14 | 1,313 |

## Quarterback

| Rk. | Player          | Year   | Games | Att. | Avg. | TD | Yards |
|-----|-----------------|--------|-------|------|------|----|-------|
| 1.  | Jammal Lord     | (2002) | 14    | 251  | 5.63 | 8  | 1,412 |
| 2.  | Eric Crouch     | (2001) | 12    | 203  | 5.49 | 18 | 1,115 |
| 3.  | Scott Frost     | (1997) | 12    | 176  | 6.22 | 19 | 1,095 |
| 4.  | Taylor Martinez | (2012) | 14    | 195  | 5.23 | 10 | 1,019 |
| 5.  | Eric Crouch     | (2000) | 11    | 169  | 5.75 | 20 | 971   |
| 6.  | Taylor Martinez | (2010) | 13    | 162  | 5.96 | 12 | 965   |
| 7.  | Jammal Lord     | (2003) | 13    | 215  | 4.41 | 10 | 948   |
| 8.  | Gerry Gdowski   | (1989) | 11    | 117  | 7.91 | 13 | 925   |
| 9.  | Eric Crouch     | (1999) | 12    | 180  | 4.94 | 16 | 889   |
| 10. | Taylor Martinez | (2011) | 13    | 188  | 4.65 | 9  | 874   |

## Fullback

| Rk. | Player         | Year   | Games | Att. | Avg. | TD | Yards |
|-----|----------------|--------|-------|------|------|----|-------|
| 1.  | Tom Rathman    | (1985) | 11    | 118  | 7.47 | 8  | 881   |
| 2.  | Dick Davis     | (1967) | 10    | 162  | 4.42 | 1  | 717   |
| 3.  | *Rick Berns    | (1977) | 10    | 121  | 5.79 | 9  | 700   |
| 4.  | Jerry Brown    | (1956) | 10    | 129  | 5.35 | 5  | 690   |
| 5.  | Joel Makovicka | (1997) | 12    | 105  | 6.52 | 9  | 685   |
| 6.  | Andra Franklin | (1980) | 11    | 120  | 5.65 | 3  | 678   |
| 7.  | Tony Davis     | (1975) | 11    | 141  | 4.39 | 2  | 619   |
| 8.  | Dick Davis     | (1968) | 10    | 158  | 3.84 | 2  | 606   |
| 9.  | Andra Franklin | (1979) | 11    | 110  | 5.30 | 4  | 583   |
| 10. | Frank Solich   | (1965) | 10    | 107  | 5.42 | 4  | 580   |

\*Berns split time at fullback and I-back in 1977.

## Top Rushing Seasons by Class

### Freshman

| Rk. | Player                | Year    | Games | Att. | Avg. | TD | Yards |
|-----|-----------------------|---------|-------|------|------|----|-------|
| 1.  | Ahman Green, IB       | (1995)* | 11    | 141  | 7.70 | 13 | 1,086 |
| 2.  | Taylor Martinez, QB   | (2010)  | 13    | 162  | 5.96 | 12 | 965   |
| 3.  | Calvin Jones, IB      | (1991)  | 10    | 108  | 8.33 | 14 | 900   |
| 4.  | DeAngelo Evans, IB    | (1996)* | 11    | 148  | 5.24 | 14 | 776   |
| 5.  | David Horne, IB       | (2002)* | 9     | 127  | 5.13 | 7  | 651   |
| 6.  | Adrian Martinez, QB   | (2018)* | 11    | 140  | 4.49 | 8  | 629   |
| 7.  | Monte Anthony, IB     | (1974)* | 11    | 109  | 5.39 | 7  | 587   |
| 8.  | Lawrence Phillips, IB | (1993)* | 10    | 92   | 5.52 | 5  | 508   |
| 9.  | Rahmir Johnson, RB    | (2021)  | 10    | 112  | 4.42 | 4  | 495   |
| 10. | Eric Crouch, QB       | (1998)  | 8     | 96   | 4.78 | 5  | 459   |

\*denotes true freshman

### Sophomore

| Rk. | Player                | Year   | Games | Att. | Avg. | TD | Yards |
|-----|-----------------------|--------|-------|------|------|----|-------|
| 1.  | Lawrence Phillips, IB | (1994) | 12    | 286  | 6.00 | 16 | 1,722 |
| 2.  | Bobby Reynolds, HB    | (1950) | 9     | 193  | 6.95 | 19 | 1,342 |
| 3.  | Derek Brown, IB       | (1991) | 11    | 230  | 5.71 | 14 | 1,313 |
| 4.  | I.M. Hipp, IB         | (1977) | 11    | 197  | 6.60 | 10 | 1,301 |
| 5.  | Calvin Jones, IB      | (1992) | 11    | 168  | 7.20 | 14 | 1,210 |
| 6.  | Ameer Abdullah, IB    | (2012) | 14    | 226  | 5.03 | 8  | 1,137 |
| 7.  | Doug DuBose, IB       | (1984) | 11    | 156  | 6.67 | 8  | 1,040 |
| 8.  | Tony Davis, IB        | (1973) | 11    | 254  | 3.94 | 13 | 1,008 |
| 9.  | Rick Berns, IB        | (1976) | 12    | 182  | 5.34 | 11 | 972   |
| 10. | Rex Burkhead, IB      | (2010) | 14    | 172  | 5.53 | 7  | 951   |

### Junior

| Player (year)                  | Games | Att. | Avg. | TD | Yards |
|--------------------------------|-------|------|------|----|-------|
| 1. Ahman Green, IB (1997)      | 12    | 278  | 6.75 | 22 | 1,877 |
| 2. Ameer Abdullah, IB (2013)   | 13    | 281  | 6.01 | 9  | 1,690 |
| 3. Mike Rozier, IB (1982)      | 12    | 242  | 6.98 | 15 | 1,689 |
| 4. Ken Clark, IB (1988)        | 12    | 232  | 6.45 | 12 | 1,497 |
| 5. Jammal Lord, QB (2002)      | 14    | 251  | 5.63 | 8  | 1,412 |
| 6. Rex Burkhead, IB (2011)     | 13    | 284  | 4.78 | 15 | 1,357 |
| 7. Dahrran Diedrick, IB (2001) | 11    | 233  | 5.58 | 15 | 1,299 |
| 8. Doug DuBose, IB (1985)      | 10    | 203  | 5.72 | 8  | 1,161 |
| 9. Roy Helu Jr., IB (2009)     | 14    | 220  | 5.21 | 10 | 1,147 |
| 10. Cory Ross, IB (2004)       | 11    | 207  | 5.32 | 6  | 1,102 |

### Senior

| Rk. | Player             | Year   | Games | Att. | Avg. | TD | Yards |
|-----|--------------------|--------|-------|------|------|----|-------|
| 1.  | Mike Rozier, IB    | (1983) | 12    | 275  | 7.81 | 29 | 2,148 |
| 2.  | Ameer Abdullah, IB | (2014) | 13    | 264  | 6.10 | 19 | 1,611 |
| 3.  | Roy Helu Jr., IB   | (2010) | 14    | 188  | 6.62 | 11 | 1,245 |
| 4.  | Keith Jones, IB    | (1987) | 10    | 170  | 7.25 | 13 | 1,232 |

|                              |    |     |      |    |       |
|------------------------------|----|-----|------|----|-------|
| 5. Ken Clark, IB (1989)      | 10 | 198 | 6.04 | 12 | 1,196 |
| 6. Dan Alexander, IB (2000)  | 11 | 182 | 6.34 | 8  | 1,154 |
| 7. Jarvis Redwine, IB (1980) | 10 | 156 | 7.17 | 9  | 1,119 |
| 8. Eric Crouch, QB (2001)    | 12 | 203 | 5.49 | 18 | 1,115 |
| 9. Scott Frost, QB (1997)    | 12 | 176 | 6.22 | 19 | 1,095 |
| 10. Devine Ozigbo, IB (2018) | 12 | 155 | 6.98 | 12 | 1,082 |

### Rushing Touchdowns, Season

| Rk. | Player, Pos., Year          | TD |
|-----|-----------------------------|----|
| 1.  | Mike Rozier, IB, 1983       | 29 |
| 2.  | Ahman Green, IB, 1997       | 22 |
| 3.  | Eric Crouch, QB, 2000       | 20 |
| 4.  | Bobby Reynolds, IB, 1950    | 19 |
|     | Scott Frost, QB, 1997       | 19 |
|     | Ameer Abdullah, IB, 2014    | 19 |
| 7.  | Eric Crouch, QB, 2001       | 18 |
| 8.  | Jeff Kinney, HB, 1971       | 16 |
|     | Lawrence Phillips, IB, 1994 | 16 |
|     | Eric Crouch, QB, 1999       | 16 |

### Rushing Career

**Attempts:** 813; Ameer Abdullah, IB, 2011-14 (4,588 yards)

**Yards:** 4,780; Mike Rozier, IB, 1981-83 (668 att.)

**Yards Per Attempt (min. 200 att.):** 7.16; Mike Rozier, IB, 1981-83 (NCAA record, 4,780 yards, 668 att.)

**Yards Per Game:** 136.6; Mike Rozier, IB, 1981-83 (35 games)

**Touchdowns:** 59; Eric Crouch, QB, 1998-01

**Games Rushing for 100 Yards:** 26; Mike Rozier, IB, 1981-83

**Games Rushing for 200 Yards:** 7; Mike Rozier, IB, 1981-83

**Yards Gained Against One Opponent:** 599; Ahman Green, IB, vs. Iowa St., 1995-97 (three games, 176 in 1995; 214 in 1996; 209 in 1997)

### 2,000-Yard Career Rushers (30)

| Rk. | Player, Pos., (years)            | Att. | Achieved 2,000 In: |           |
|-----|----------------------------------|------|--------------------|-----------|
|     |                                  |      | Net                | Game Att. |
| 1.  | Mike Rozier, IB (1981-83)        | 668  | 4,780              | 19 307    |
| 2.  | Ameer Abdullah, IB (2011-14)     | 813  | 4,588              | 33 367    |
| 3.  | Ahman Green, IB (1995-97)        | 574  | 3,880              | 21 295    |
| 4.  | Eric Crouch, QB (1998-01)        | 648  | 3,434              | 28 385    |
| 5.  | Roy Helu Jr., IB (2007-10)       | 578  | 3,404              | 38 347    |
| 6.  | Rex Burkhead, IB (2009-12)       | 635  | 3,329              | 36 362    |
| 7.  | Calvin Jones, IB (1991-93)       | 461  | 3,153              | 21 262    |
| 8.  | Ken Clark, IB (1987-89)          | 494  | 3,037              | 22 309    |
| 9.  | Taylor Martinez, QB (2010-13)    | 585  | 2,975              | 29 374    |
| 10. | I.M. Hipp, IB (1977-79)          | 495  | 2,814              | 18 322    |
| 11. | Lawrence Phillips, IB (1993-95)  | 449  | 2,777              | 21 322    |
| 12. | Dahrran Diedrick, IB (1999-02)   | 502  | 2,745              | 37 362    |
| 13. | Cory Ross, IB (2002-05)          | 597  | 2,743              | 38 408    |
| 14. | Derek Brown, IB (1990-92)        | 458  | 2,699              | 22 326    |
| 15. | Jammal Lord, QB (2000-03)        | 516  | 2,573              | 39 397    |
| 16. | Correll Buckhalter, IB (1997-00) | 413  | 2,522              | 38 336    |
| 17. | Keith Jones, IB (1984-87)        | 398  | 2,488              | 34 347    |
| 18. | Dan Alexander, IB (1997-00)      | 402  | 2,456              | 34 331    |
| 19. | Rick Berns, IB (1976-78)         | 440  | 2,449              | 33 362    |
| 20. | Roger Craig, IB (1979-82)        | 407  | 2,446              | 29 317    |
| 21. | Marlon Lucky, IB (2005-08)       | 515  | 2,393              | 41 419    |
| 22. | Adrian Martinez, QB (2018-21)    | 508  | 2,301              | 31 405    |
| 22. | Jeff Kinney, HB (1969-71)        | 545  | 2,244              | 31 495    |
| 23. | Terrell Newby, IB (2013-16)      | 458  | 2,239              | 48 401    |
| 24. | Doug DuBose, IB (1982-85)        | 362  | 2,205              | 20 320    |
| 25. | Bobby Reynolds, HB (1950-52)     | 378  | 2,196              | 22 *326   |
| 26. | Jarvis Redwine, IB (1979-80)     | 304  | 2,161              | 19 280    |
| 27. | Tony Davis, IB/FB (1973-75)      | 501  | 2,153              | 31 469    |
| 28. | Steve Taylor, QB (1985-88)       | 431  | 2,125              | 35 398    |
| 29. | Monte Anthony, IB (1974-77)      | 463  | 2,077              | 35 446    |

\*Because of incomplete statistics, the exact carry on which Reynolds hit 2,000 can't be determined, therefore, the number listed is his total number of carries at the end of the game in which he achieved 2,000 yards.

### Rushing by Position

#### I-Backs/Halfbacks

**Attempts, Game:** 38; Rex Burkhead, vs. Iowa, Nov. 25, 2011 (160 yards)

**Attempts, Season:** 286; Lawrence Phillips, 1994 (1,722 yards)

**Attempts, Career:** 813; Ameer Abdullah, 2011-14 (4,588 yards)

**Net Yards, Game:** 307; Roy Helu Jr., vs. Missouri, Oct. 30, 2010 (28 att.)

**Net Yards, Season:** 2,148; Mike Rozier, 1983 (275 att.)

**Net Yards, Career:** 4,780; Mike Rozier, 1981-83 (668 att.)

**Touchdowns, Game:** 6; Calvin Jones, at Kansas, Nov. 9, 1991

**Touchdowns, Season:** 29; Mike Rozier, 1983

**Touchdowns, Career:** 49; Mike Rozier, 1981-83

#### Quarterbacks

**Attempts, Game:** 30; Jammal Lord, at Texas A&M, Oct. 26, 2002 (159 yards)

**Attempts, Season:** 251; Jammal Lord, 2002 (1,412 yards)

**Attempts, Career:** 648; Eric Crouch, 1998-01 (3,434 yards)

**Net Yards, Game:** 241; Taylor Martinez, at Kansas St., Oct. 7, 2010 (15 att.)

**Net Yards, Season:** 1,412; Jammal Lord, 2002 (251 att.)

**Net Yards, Career:** 3,434; Eric Crouch, 1998-01 (648 att.)

**Touchdowns, Game:** 4; six times

Taylor Martinez, at Kansas St., Oct. 7, 2010;

Eric Crouch, vs. Iowa St., Oct. 6, 2001;

Eric Crouch, QB, vs. Kansas, Nov. 4, 2000;

Scott Frost, vs. Missouri, Nov. 8, 1997;

Mickey Joseph, vs. Missouri, Oct. 13, 1990;

Gerry Gdowski, vs. Iowa St., Oct. 28, 1989

**Touchdowns, Season:** 20; Eric Crouch, 2000

**Touchdowns, Career:** 59; Eric Crouch, 1998-01

#### Fullbacks

**Attempts, Game:** 25; Jerry Brown, vs. Baylor, Nov. 17, 1956

(100 yards); Ken Kaelin, at Iowa St., Nov. 8, 1986 (126 yards)

**Attempts, Season:** 162; Dick Davis, 1967 (717 yards)

**Attempts, Career:** 349; Dick Davis, 1966-68 (1,477 yards)

**Net Yards, Game:** 204; Frank Solich, at Air Force,

Sept. 25, 1965 (17 att.)

**Net Yards, Season:** 881; Tom Rathman, 1985 (118 att.)

**Net Yards, Career:** 1,738; Andra Franklin, 1977-80 (324 att.)

*Note: Tony Davis gained 2,153 yards in 1973-75 on 501 att., but 1,145 yards were while playing I-back.*

**Touchdowns, Game:** 3; Joel Makovicka, vs. Oklahoma, Nov. 1, 1997

**Touchdowns, Season:** 9; twice

Mark Schellen, 1983; Joel Makovicka, 1997

**Touchdowns, Career:** 14; Judd Davies, 2000-03

### Rushing Touchdowns, Career

| Rk. | Player, Pos., Years            | TD |
|-----|--------------------------------|----|
| 1.  | Eric Crouch, QB, 1998-2001     | 59 |
| 2.  | Mike Rozier, IB, 1981-83       | 49 |
| 3.  | Ahman Green, IB, 1995-97       | 42 |
| 4.  | Calvin Jones, IB, 1991-93      | 40 |
| 5.  | Ameer Abdullah, IB, 2011-14    | 39 |
| 6.  | Adrian Martinez, QB, 2018-21   | 35 |
| 7.  | Keith Jones, IB, 1984-87       | 32 |
|     | Steve Taylor, QB, 1985-88      | 32 |
| 9.  | Taylor Martinez, QB, 2010-13   | 31 |
| 10. | Lawrence Phillips, IB, 1993-95 | 30 |
|     | Rex Burkhead, IB, 2009-12      | 30 |

**Passing Game**

**Attempts:** 58; Joe Ganz, QB, at Colorado, Nov. 23, 2007 (31 comp.)  
**Completions:** 36; Zac Taylor, QB, vs. Iowa St., Oct. 1, 2005 (55 att.); Sam Keller, QB, vs. USC, Sept. 15, 2007 (54 att.); Joe Ganz, QB, at Texas Tech, Oct. 11, 2008 (44 att.)  
**Completion Percentage:** (min. 10 att.)-92.86;  
 Taylor Martinez, QB, vs. Arkansas St., Sept. 15, 2012 (14 att., 13 comp.); (min. 20 att.)-90.00; Adrian Martinez, QB, at Iowa, Nov. 27, 2020 (20 att., 18 comp.)  
**Yards:** 510; Joe Ganz, QB, vs. Kansas St., Nov. 10, 2007  
**Yards Per Attempt (min. 15 att.):** 17.10; Joe Dailey, QB, vs. Baylor, Oct. 16, 2004 (342 yards, 20 att.)  
**Yards Per Completion (min. 8 comp.):** 26.33; Zac Taylor, QB, vs. Kansas, Sept. 30, 2006 (395 yards, 15 comp.)  
**Attempts, No Interceptions:** 55; Zac Taylor, QB, vs. Iowa St., Oct. 1, 2005  
**Touchdowns:** 7; Joe Ganz, QB, vs. Kansas State, Nov. 10, 2007 (40 att., 30 comp.)  
**Touchdown Percentage (min. 15 att.):** 33.33;  
 Steve Taylor, QB, vs. UCLA, Sept. 12, 1987 (15 att., 5 TD)  
**NCAA Rating (min. 15 att.):** 298.2; Steve Taylor, QB, vs. UCLA, Sept. 12, 1987 (15 att., 10 comp., 0 INT, 217 yards, 5 TD)  
**Long Nebraska Pass:** 99 (TD); Tommy Armstrong Jr., QB, to Quincy Enunwa, WR, vs. Georgia, Jan. 1, 2014  
**Long Nebraska Pass, No TD:** 78; Eric Crouch, QB, to Wilson Thomas, SE, at Colorado, Nov. 23, 2001

**250-Yard Passing Games (85)**

| <b>Rk.</b> | <b>Player, Pos., Opponent, Date (comp.-att.)</b>              | <b>Yards</b> |
|------------|---|--------------|
| 1.         | Joe Ganz vs. Kansas St., Nov. 10, 2007 (30-40)                | 510          |
| 2.         | Joe Ganz at Colorado, Nov. 23, 2007 (31-58)                   | 484          |
| 3.         | Sam Keller vs. Ball State, Sept. 22, 2007 (29-37)             | 438          |
| 4.         | Zac Taylor vs. Iowa St., Oct. 1, 2005 (36-55)                 | 431          |
|            | Tanner Lee at Purdue, Oct. 28, 2017 (32-50)                   | 431          |
| 6.         | Ryker Fyfe at Purdue, Oct. 31, 2015 (29-48)                   | 407          |
| 7.         | Joe Ganz at Kansas, Nov. 3, 2007 (25-50)                      | 405          |
| 8.         | Tanner Lee at Penn State, Nov. 18, 2017 (26-41)               | 399          |
| 9.         | Zac Taylor vs. Kansas, Sept. 30, 2006 (15-33)                 | 395          |
| 10.        | Zac Taylor at Colorado, Nov. 25, 2005 (27-43)                 | 392          |
| 11.        | Sam Keller vs. USC, Sept. 15, 2007 (36-54)                    | 389          |
| 12.        | Adrian Martinez at Wisconsin, Oct. 6, 2018 (24-41)            | 384          |
| 13.        | Tommy Armstrong Jr. vs. USC, Dec. 27, 2014 (32-51)            | 381          |
| 14.        | Tommy Armstrong Jr. vs. Wyoming, Sept. 10, 2016 (20-34)       | 377          |
| 15.        | Tommy Armstrong Jr. vs. Southern Miss, Sept. 26, 2015 (23-35) | 368          |
| 16.        | Casey Thompson vs. Northwestern, Aug. 27, 2022 (25-42)        | 355          |
| 17.        | Taylor Martinez vs. Southern Miss, Sept. 1, 2012 (26-34)      | 354          |
|            | Casey Thompson at Purdue, Oct. 15, 2022 (16-29)               | 354          |
| 19.        | Adrian Martinez at Wisconsin, Nov. 20, 2021 (23-35)           | 351          |
| 20.        | Joe Ganz at Texas Tech, Oct. 11, 2008 (36-44)                 | 349          |
| 21.        | Joe Ganz vs. Western Michigan, Aug. 30, 2008 (20-36)          | 345          |
| 22.        | Joe Dailey vs. Baylor, Oct. 16, 2004 (13-20)                  | 342          |
|            | Taylor Martinez at Northwestern, Oct. 20, 2012 (27-39)        | 342          |
| 24.        | Zac Lee vs. Arkansas State, Sept. 12, 2009 (27-35)            | 340          |
| 25.        | Joe Ganz vs. Baylor, Oct. 25, 2008 (32-46)                    | 336          |
| 26.        | Joe Ganz at Iowa State, Oct. 18, 2008 (27-37)                 | 328          |
|            | Adrian Martinez at Illinois, Sept. 21, 2019 (22-34)           | 328          |
| 28.        | Joe Ganz vs. Kansas, Nov. 8, 2008 (28-37)                     | 324          |
| 29.        | Taylor Martinez at Okla. St., Oct. 23, 2010 (23-35)           | 323          |
|            | Adrian Martinez vs. Purdue, Sept. 29, 2018 (25-42)            | 323          |
| 31.        | Tommy Armstrong Jr. vs. Michigan St., Nov. 11, 2015 (19-33)   | 320          |
| 32.        | Tommy Armstrong Jr. vs. BYU, Sept. 5, 2015 (24-41)            | 319          |
| 33.        | Casey Thompson vs. Georgia Southern, Sept. 10, 2022 (23-34)   | 318          |
| 34.        | Tommy Armstrong Jr. at Miami, Sept. 19, 2015 (21-45)          | 309          |
| 35.        | Taylor Martinez vs. Minnesota, Nov. 17, 2012 (21-29)          | 308          |
| 36.        | Joe Dailey vs. Colorado, Nov. 26, 2004 (29-55)                | 306          |
| 37.        | Tanner Lee vs. Ohio State, Oct. 14, 2017 (23-38)              | 303          |
| 38.        | Tanner Lee vs. Northern Illinois, Sept. 16, 2017 (25-47)      | 299          |
| 39.        | Sam Keller at Texas, Oct. 27, 2007 (23-35)                    | 298          |
| 40.        | Dave Humm vs. Wisconsin, Sept. 29, 1973 (25-36)               | 297          |
| 41.        | Tommy Armstrong Jr. vs. Iowa, Nov. 27, 2015 (25-45)           | 296          |
| 42.        | Joe Ganz vs. Missouri, Oct. 4, 2008 (27-39)                   | 293          |
| 43.        | Dave Humm at Missouri, Oct. 13, 1973 (20-29)                  | 292          |
| 44.        | Tommy Armstrong Jr. vs. Northwestern, Oct. 10, 2015 (24-48)   | 291          |
|            | Adrian Martinez vs. Michigan, Oct. 9, 2021 (18-28)            | 291          |

|     |  |     |
|-----|--|-----|
| 46. | Frank Patrick vs. Oklahoma, Nov. 23, 1967 (22-40)          | 290 |
|     | Adrian Martinez vs. Illinois, Nov. 10, 2018 (24-34)        | 290 |
|     | Adrian Martinez at Colorado, Sept. 7, 2019 (16-26)         | 290 |
| 49. | Taylor Martinez vs. Northwestern, Nov. 5, 2011 (28-37)     | 289 |
|     | Adrian Martinez, at Oklahoma, Sept. 18, 2021 (19-25)       | 289 |
| 51. | Zac Taylor vs. Louisiana Tech, Sept. 2, 2006 (22-33)       | 287 |
| 52. | Jerry Tagge at Kansas St., Nov. 13, 1971 (20-28)           | 285 |
| 53. | Zac Taylor vs. Oklahoma, Dec. 2, 2006 (23-50)              | 282 |
| 54. | Dave Humm at Kansas, Oct. 21, 1972 (16-31)                 | 281 |
|     | Zac Taylor at Missouri, Oct. 22, 2005 (22-43)              | 281 |
| 56. | Joe Ganz vs. Virginia Tech, Sept. 27, 2008 (17-26)         | 278 |
|     | Casey Thompson at Iowa, Nov. 25, 2022 (20-30)              | 278 |
| 58. | Zac Taylor vs. Texas, Oct. 21, 2006 (15-28)                | 277 |
| 59. | Adrian Martinez vs. Minnesota, Oct. 20, 2018 (25-29)       | 276 |
| 60. | Sam Keller vs. Texas A&M, Oct. 10, 2007 (26-44)            | 275 |
| 61. | Tommy Armstrong Jr. at Mich. St., Oct. 4, 2014 (20-43)     | 273 |
| 62. | Dave Humm vs. Oklahoma St., Oct. 28, 1972 (15-32)          | 271 |
|     | Tommy Armstrong Jr. vs. FAU, Aug. 30, 2014 (15-29)         | 271 |
| 64. | Joe Ganz at Kansas State, Nov. 15, 2008 (16-25)            | 270 |
|     | Tommy Armstrong Jr. vs. S. Alabama, Sept. 12, 2015 (21-30) | 270 |
|     | Casey Thompson vs. Indiana, Oct. 1, 2022 (18-27)           | 270 |
| 67. | Adrian Martinez vs. Purdue, Oct. 30, 2021 (14-29)          | 269 |
| 68. | Zac Taylor vs. Troy, Sept. 23, 2006 (14-17)                | 268 |
| 69. | Brook Berringer vs. Kansas, Nov. 5, 1994 (13-18)           | 267 |
|     | Dave Humm vs. Missouri, Oct. 14, 1972 (15-22)              | 267 |
| 71. | Adrian Martinez at Ohio State, Nov. 3, 2018 (31-36)        | 266 |
| 72. | Vince Ferragamo vs. Miami, Oct. 2, 1976 (17-22)            | 264 |
| 73. | Tanner Lee vs. Wisconsin, Oct. 7, 2017 (16-32)             | 262 |
| 74. | Tommy Armstrong Jr. at Minnesota, Oct. 17, 2015 (18-26)    | 261 |
| 75. | Jerry Tagge vs. Kansas, Oct. 18, 1969 (23-36)              | 260 |
|     | Tommy Armstrong Jr. at Fresno St., Sept. 13, 2014 (12-21)  | 260 |
|     | Adrian Martinez at Iowa, Nov. 23, 2018 (28-31)             | 260 |
| 78. | Sam Keller at Wake Forest, Sept. 8, 2007 (24-41)           | 258 |
| 79. | Adrian Martinez vs. No. Illinois, Sept. 14, 2019 (16-27)   | 257 |
| 80. | Adrian Martinez, at Rutgers, Dec. 18, 2020 (24-28)         | 255 |
| 81. | Scott Frost vs. Kansas, Oct. 26, 1996 (12-16)              | 254 |
|     | Adrian Martinez vs. Fordham, Sept. 4, 2021 (17-23)         | 254 |
| 83. | Tommy Armstrong Jr. vs. Purdue, Oct. 22, 2016 (17-31)      | 252 |
|     | Tanner Lee at Oregon, Sept. 9, 2017 (19-41)                | 252 |
| 85. | Adrian Martinez at Northwestern, Oct. 13, 2018 (25-35)     | 251 |

**Bowl Game Record**

|  |     |
|--|-----|
| Tommy Armstrong Jr. vs. USC, Dec. 27, 2014 | 381 |
| Holiday Bowl (32-51, 3 TD)                 |     |

**Best Passing Game by Class**

**Freshman:** 384; Adrian Martinez at Wisconsin, Oct. 6, 2018 (24-41)  
**Sophomore:** 381; Tommy Armstrong Jr. vs. USC, Dec. 27, 2014 (32-51)  
**Junior:** 510; Joe Ganz vs. Kansas St., Nov. 10, 2007 (30-40)  
**Senior:** 438; Sam Keller vs. Ball St., Sept. 22, 2007 (29-37)

**Top 10 Games, NCAA Pass Rating (min. 15 att.)**

| <b>Rk.</b> | <b>Player, Opponent, Date (Att.-Comp.-INT/Yds./TD)</b>          | <b>Rating</b> |
|------------|---|---------------|
| 1.         | Steve Taylor vs. UCLA, Sept. 12, 1987 (15-10-0/217/5)           | 298.2         |
| 2.         | Gerry Gdowski vs. Oklahoma, Nov. 18, 1989 (15-12-0/225/4)       | 294.0         |
| 3.         | Joe Dailey vs. Baylor, Oct. 16, 2004 (20-13-0/342/5)            | 291.1         |
| 4.         | Scott Frost vs. Kansas, Oct. 26, 1996 (16-12-0/254/3)           | 270.2         |
| 5.         | Joe Ganz vs. Kansas State, Nov. 10, 2007 (40-30-0/510/7)        | 239.9         |
| 6.         | Brook Berringer vs. Kansas, Nov. 5, 1994 (18-13-0/267/2)        | 233.5         |
| 7.         | Keithen McCant at Okla. St., Oct. 12, 1991 (19-17-1/231/3)      | 233.2         |
| 8.         | Zac Lee vs. Louisiana-Lafayette, Sept. 26, 2009 (18-15-0/238/2) | 231.1         |
| 9.         | Tommie Frazier vs. Kansas St., Oct. 21, 1995 (16-10-0/148/4)    | 222.7         |
| 10.        | Zac Taylor vs. Troy, Sept. 23, 2006 (17-14-1/268/1)             | 222.4         |

Passing Season

Attempts: 430; Zac Taylor, 2005 (237 comp.)  
Completions: 285; Joe Ganz, 2008 (420 att.)  
Completion Percentage (min. 100 att.): 71.52;  
Adrian Martinez, 2020 (151 att., 108 comp.)  
Yards: 3,568; Joe Ganz, 2008  
Yards Per Game: 274.5; Joe Ganz, 2008  
(3,568 yards, 13 games)  
Yards Per Attempt (min. 100 att.): 9.75;  
Gerry Gdowski, 1989 (136 att., 1,326 yards)  
Yards Per Completion (min. 50 comp.): 18.68;  
Gerry Gdowski, 1989 (71 comp., 1,326 yards)  
Low Interception Percentage (min. 100 att.): 1.00;  
Tommie Frazier, 1992 (100 att., 1 INT)  
Low Interception Percentage (min. 200 att.): 1.50;  
Scott Frost, 1996 (200 att., 3 INT)  
Touchdowns: 26; Zac Taylor, 2006  
Touchdown Percentage (min. 100 att.): 13.97;  
Gerry Gdowski, 1989 (136 att., 19 TD)  
NCAA Rating (min. 100 att.): 177.3; Gerry Gdowski, 1989  
(136 att., 71 comp., 2 INT, 1,326 yards, 19 TD)

Top 10 Seasons, Touchdowns

| Rk. Player, Year             | TDs |
|------------------------------|-----|
| 1. Zac Taylor, 2006          | 26  |
| 2. Joe Ganz, 2008            | 25  |
| 3. Taylor Martinez, 2012     | 23  |
| Tanner Lee, 2017             | 23  |
| 5. Tommy Armstrong Jr., 2014 | 22  |
| Tommy Armstrong Jr., 2015    | 22  |
| 7. Vince Ferragamo, 1976     | 20  |
| 8. Gerry Gdowski, 1989       | 19  |
| Zac Taylor, 2005             | 19  |
| 10. Jerry Tagge, 1971        | 17  |
| Dave Humm, 1972              | 17  |
| Tommie Frazier, 1995         | 17  |
| Joe Dailey, 2004             | 17  |
| Adrian Martinez, 2018        | 17  |
| Casey Thompson, 2022         | 17  |

Top 10 Seasons, Passing Yardage

| Rk. Player, Year (Comp.-Att.; Games)       | Yards |
|--|-------|
| 1. Joe Ganz, 2008 (285-420; 13)            | 3,568 |
| 2. Zac Taylor, 2006 (233-391; 14)          | 3,197 |
| 3. Tanner Lee, 2017 (246-428; 12)          | 3,143 |
| 4. Tommy Armstrong Jr., 2015 (222-402; 12) | 3,030 |
| 5. Taylor Martinez, 2012 (228-368; 14)     | 2,871 |
| 6. Adrian Martinez, 2021 (189-306; 11)     | 2,863 |
| 7. Tommy Armstrong Jr., 2014 (184-345; 13) | 2,695 |
| 8. Zac Taylor, 2005 (237-430; 12)          | 2,653 |
| 9. Adrian Martinez, 2018 (224-347; 17)     | 2,617 |
| 10. Sam Keller, 2007 (205-325; 9)          | 2,422 |

Best Passing Seasons by Class

Freshman: 2,617; Adrian Martinez, 2018  
(347 att., 224 comp., 12 games)  
Sophomore: 2,695; Tommy Armstrong Jr., 2014  
(345 att., 184 comp., 13 games)  
Junior: 3,143; Tanner Lee, 2017  
(428 att., 246 comp., 12 games)  
Senior: 3,568; Joe Ganz, 2008  
(420 att., 285 comp., 13 games)

Top 10 Seasons, NCAA Pass Rating (min. 100 att.)

| Rk. Player, Year (Att.-Comp.-INT/Yards/TD)    | Rating |
|---|--------|
| 1. Gerry Gdowski, 1989 (136-71-2/1,326/19)    | 177.3  |
| 2. Joe Ganz, 2007 (152-89-7/1,435/16)         | 163.4  |
| 3. Tommie Frazier, 1995 (163-92-4/1,362/17)   | 156.1  |
| 4. Vince Ferragamo, 1975 (134-79-4/1,153/12)  | 154.8  |
| 5. Jeff Quinn, 1980 (157-96-6/1,337/14)       | 154.5  |
| 6. Joe Ganz, 2008 (420-285-11/3,568/25)       | 153.6  |
| 7. Turner Gill, 1983 (170-94-4/1,516/14)      | 152.7  |
| 8. Jerry Tagge, 1971 (239-143-4/2,019/17)     | 150.9  |
| 9. Casey Thompson, 2022 (274-173-10/2,407/17) | 150.1  |
| 10. Brook Berringer, 1994 (151-94-5/1,295/10) | 149.5  |

Passing Career

Attempts: 1,172; Tommy Armstrong Jr., 2013-16 (625 comp.)  
Completions: 670; Adrian Martinez, 2018-21 (1,055 att.)  
Completion Percentage (min. 200 att.): 65.13;  
Joe Ganz, 2005-08 (585 att., 381 comp.)  
Yards: 8,871; Tommy Armstrong Jr., 2013-16  
Yards Per Game (min. 12 games): 261.9; Tanner Lee, 2017  
Yards Per Game (min. 24 games): 225.0; Zac Taylor, 2005-06  
Yards Per Attempt (min. 200 att.): 8.76;  
Joe Ganz, 2005-08 (585 att., 5,125 yards)  
Yards Per Completion (min. 100 comp.): 15.30;  
Steve Taylor, 1985-88 (184 comp., 2,815 yards)  
Low Interception Percentage (min. 200 att.): 1.95;  
Scott Frost, 1996-97 (359 att., 7 INT)  
Touchdowns: 67; Tommy Armstrong Jr., 2013-16  
Touchdown Percentage (min. 200 att.): 9.17;  
Tommie Frazier, 1992-95 (469 att., 43 TD)  
NCAA Rating (min. 200 att.): 157.38;  
Joe Ganz, 2005-08 (585 att, 381 comp., 18 INT,  
5,125 yards, 44 TD)

Consecutivity

Consecutive Completed Passes: 15; Dave Humm,  
at Kansas, Oct. 19, 1974  
Consecutive Attempts, No Interceptions: 155;  
Scott Frost, Nov. 2, 1996-Oct. 4, 1997 (9 games)  
Consecutive Games Throwing a Touchdown Pass: 11;  
Zac Taylor, Sept. 23, 2006-Jan. 1, 2007 (games 4-14)  
Zac Taylor, Oct. 1, 2005-Sept. 9, 2006 (games 4-12/1-2)  
Joe Ganz, Sept. 13, 2008-Jan. 1, 2009 (games 3-13)

Total Offense Game

Attempts: 64; Joe Ganz, QB, at Colorado, Nov. 23, 2007  
(6 rush, 58 pass, 521 total yards)  
Yards: 528; Joe Ganz, QB, vs. Kansas State, Nov. 10, 2007  
(18 rush, 510 pass)  
Touchdowns: 7; Joe Ganz, QB vs. Kansas State,  
Nov. 10, 2007 (7 pass)

300-Yard Total Offense Games (78)

| Rk. Player, Pos., Opp., Date (Rush Yds., Pass Yds.)                                  | Total |
|--|-------|
| 1. Joe Ganz, QB, vs. Kansas State, Nov. 10, 2007<br>(18 rush, 510 pass)              | 528   |
| 2. Joe Ganz, QB at Colorado, Nov. 23, 2007<br>(37 rush, 484 pass)                    | 521   |
| 3. Adrian Martinez, QB at Illinois, Sept. 21, 2019<br>(118 rush, 328 pass)           | 446   |
| 4. Adrian Martinez, QB at Wisconsin, Oct. 6, 2018<br>(57 rush, 384 pass)             | 441   |
| 5. Taylor Martinez, QB at Okla St., Oct. 23, 2010<br>(112 rush, 323 pass)            | 435   |
| 6. Zac Taylor, QB, vs. Iowa St., Oct. 1, 2005<br>(2 rush, 431 pass)                  | 433   |
| 7. Tommy Armstrong Jr., QB, vs. Southern Miss, Sept. 26, 2015<br>(63 rush, 368 pass) | 431   |
| 8. Sam Keller, QB, vs. Ball State, Sept. 22, 2007<br>(-15 rush, 438 pass)            | 423   |
| 9. Tommy Armstrong Jr., QB vs. USC, Dec. 27, 2014<br>(41 rush, 381 pass)             | 422   |
| 10. Joe Ganz, QB, at Kansas, Nov. 3, 2007<br>(11 rush, 405 pass)                     | 416   |
| 11. Adrian Martinez, QB, vs. Purdue, Sept. 29, 2018<br>(91 rush, 323 pass)           | 414   |
| 12. Tanner Lee, QB, at Purdue, Oct. 28, 2017<br>(-18 rush, 431 pass)                 | 413   |
| 13. Adrian Martinez, QB, at Rutgers, Dec. 18, 2020<br>(157 rush, 255 pass)           | 412   |
| 14. Zac Taylor, QB, at Colorado, Nov. 25, 2005<br>(16 rush, 392 pass)                | 408   |
| 15. Taylor Martinez, QB, at Northwestern, Oct. 20, 2012<br>(65 rush, 342 pass)       | 407   |
| 16. Adrian Martinez, QB, vs. Minnesota, Oct. 20, 2018<br>(125 rush, 276 pass)        | 401   |
| 17. Tommy Armstrong Jr., QB, vs. Wyoming, Sept. 10, 2016<br>(12 rush, 377 pass)      | 389   |

|   |     |  |              |
|---|-----|--|--------------|
| 18. Taylor Martinez, QB, vs. Fresno St., Sept. 10, 2011<br>(166 rush, 219 pass)     | 385 | 56. Taylor Martinez, QB, vs. Wisconsin, Dec. 1, 2012<br>(140 rush, 184 pass)   | 324          |
| 19. Zac Taylor, QB, vs. Kansas, Sept. 30, 2006<br>(-12 rush, 395 pass)              | 383 | 57. Adrian Martinez, QB, at Oklahoma, Sept. 18, 2021<br>(34 rush, 289 pass)  | 323          |
| Joe Ganz, QB, vs. W. Michigan, Aug. 30, 2008<br>(38 rush, 345 pass)                 | 383 | 58. Tommy Armstrong Jr., QB, vs. BYU, Sept. 5, 2015<br>(2 rush, 319 pass)  | 321          |
| Tanner Lee, QB at Penn State, Nov. 18, 2017<br>(-16 rush, 399 pass)                 | 383 | 59. Jerry Tagge, QB, at Missouri, Oct. 9, 1971<br>(85 rush, 234 pass)  | 319          |
| 22. Joe Ganz, QB, vs. Baylor, Oct. 25, 2008<br>(42 rush, 336 pass)                  | 378 | 60. Scott Frost, QB, at Missouri, Nov. 8, 1997<br>(141 rush, 175 pass)   | 316          |
| Tommy Armstrong Jr., QB, at Northwestern, Sept. 24, 2016<br>(132 rush, 246 pass)    | 378 | Joe Ganz, QB, vs. Kansas, Nov. 8, 2008<br>(-8 rush, 324 pass)  | 316          |
| 24. Adrian Martinez, QB, at Wisconsin, Nov. 20, 2021<br>(23 rush, 351 pass)         | 374 | Adrian Martinez, QB, at Michigan St.,<br>Sept. 25, 2021 (72 rush, 244 pass)  | 316          |
| 25. Tommy Armstrong Jr., QB, vs. McNeese St.,<br>Sept. 6, 2014 (131 rush, 242 pass) | 373 | 63. Tommie Frazier, QB, vs. Kansas St., Oct. 16, 1993<br>(158 rush, 154 pass)  | 312          |
| 26. Ryker Fyfe, QB, at Purdue, Oct. 31, 2015<br>(-35 rush, 407 pass)                | 372 | 64. Eric Crouch, QB, at Missouri, Sept. 29, 2001<br>(191 rush, 120 pass)   | 311          |
| 27. Sam Keller, QB, vs. USC, Sept. 15, 2007<br>(-19 rush, 389 pass)                 | 370 | 65. Jerry Tagge, QB, at Kansas St., Nov. 13, 1971<br>(24 rush, 285 pass)   | 309          |
| 28. Jammal Lord, QB, vs. McNeese State, Oct. 5, 2002<br>(218 rush, 151 pass)        | 369 | Adrian Martinez, QB, vs. Wisconsin, Nov. 16, 2019<br>(89 rush, 220 pass)   | 309          |
| Taylor Martinez, QB, at Kansas St., Oct. 7, 2010<br>(241 rush, 128 pass)            | 369 | 67. Tanner Lee, QB vs. Ohio State, Oct. 14, 2017<br>(5 rush, 303 pass)   | 308          |
| 30. Taylor Martinez, QB, at Michigan St., Nov. 3, 2012<br>(205 rush, 160 pass)      | 365 | 68. Roy Helu Jr., IB, vs. Missouri, Oct. 30, 2010<br>(307 rush, 0 pass)  | 307          |
| Joe Ganz, QB, at Kansas State, Nov. 15, 2008<br>(95 rush, 270 pass)                 | 365 | 69. Dave Humm, QB, vs. Wisconsin, Sept. 29, 1973<br>(8 rush, 297 pass)   | 305          |
| 32. Taylor Martinez, QB, vs. Southern Miss, Sept. 1, 2012<br>(10 rush, 354 pass)    | 364 | Adrian Martinez, QB, at Purdue, Nov. 2, 2019<br>(58 rush, 247 pass)  | 305          |
| 33. Eric Crouch, QB, at Colorado, Nov. 23, 2001<br>(162 rush, 198 pass)             | 360 | 71. Tommie Frazier, QB, vs. Florida, Jan. 2, 1996,<br>Fiesta Bowl (199 rush, 105 pass)   | 304          |
| 34. Tommy Armstrong Jr., QB, at Miami, Sept. 19, 2015<br>(49 rush, 309 pass)        | 358 | Tommy Armstrong Jr., QB, vs. Northwestern, Oct. 24, 2015<br>(13 rush, 291 pass)  | 304          |
| 35. Adrian Martinez, QB, at Colorado, Sept. 7, 2019<br>(66 rush, 290 pass)          | 356 | Adrian Martinez, QB, vs. Colorado, Sept. 8, 2018<br>(117 rush, 187 pass)   | 304          |
| 36. Adrian Martinez, QB, vs. Buffalo, Sept. 11, 2021<br>(112 rush, 242 pass)        | 354 | 74. Tommy Armstrong Jr., QB vs. Purdue, Oct. 22, 2016<br>(51 rush, 252 pass)   | 303          |
| 37. Casey Thompson, QB, at Purdue, Oct. 15, 2022<br>(-1 rush, 354 pass)             | 353 | 75. Eric Crouch, QB, at Iowa St., Oct. 7, 2000<br>(138 rush, 164 pass)   | 302          |
| 38. Zac Lee, QB, vs. Arkansas State, Sept. 12, 2009<br>(11 rush, 340 pass)          | 351 | 76. Eric Crouch, QB, vs. Texas Tech, Oct. 20, 2001<br>(105 rush, 196 pass)   | 301          |
| 39. Casey Thompson, QB, vs. Georgia Southern, Sept. 10, 2022<br>(31 rush, 318 pass) | 349 | Jerry Tagge, QB, at Minnesota, Oct. 4, 1969<br>(82 rush, 219 pass)   | 301          |
| 40. Adrian Martinez, QB, vs. Illinois, Nov. 10, 2018<br>(55 rush, 290 pass)         | 345 | Adrian Martinez, QB, vs. No. Illinois, Sept. 14, 2019<br>(44 rush, 257 pass)   | 301          |
| 41. Joe Ganz, QB, at Texas Tech, Oct. 11, 2008<br>(-5 rush, 349 pass)               | 344 |  |              |
| 42. Adrian Martinez, QB, at Illinois, Aug. 28, 2021<br>(111 rush, 232 pass)         | 343 | <b>Bowl Game Record</b><br>Tommy Armstrong Jr., QB, vs. USC, Dec. 27, 2014<br>Holiday Bowl (41 rush, 381 pass)   | 422          |
| 43. Taylor Martinez, QB, vs. Northwestern, Nov. 5, 2011<br>(53 rush, 289 pass)      | 342 |  |              |
| Tommy Armstrong Jr., QB, vs. Iowa, Nov. 27, 2015<br>(46 rush, 296 pass)             | 342 |  |              |
| 45. Tommy Armstrong Jr., QB, vs. Michigan St., Nov. 7, 2015<br>(19 rush, 320 pass)  | 339 | <b>Best Total Offense Games by Class</b><br><b>Freshman:</b> 441; Adrian Martinez, QB, at Wisconsin,<br>Oct. 6, 2018 (57 rush, 384 pass)   |              |
| 46. Adrian Martinez, QB, at Ohio State, Nov. 3, 2018<br>(72 rush, 266 pass)         | 338 | <b>Sophomore:</b> 446; Adrian Martinez, QB, at Illinois,<br>Sept. 21, 2019 (118 rush, 328 pass)  |              |
| 47. Casey Thompson, QB, vs. Northwestern, Aug. 27, 2022<br>(-18 rush, 355 pass)     | 337 | <b>Junior:</b> 528; Joe Ganz, QB, vs. Kansas State, Nov. 10, 2007<br>(18 rush, 510 pass)   |              |
| 48. Adrian Martinez, QB, at Iowa, Nov. 23, 2018<br>(76 rush, 260 pass)              | 336 | <b>Senior:</b> 423; Sam Keller, QB vs. Ball St., Sept. 22, 2007<br>(-15 rush, 438 pass)  |              |
| 49. Joe Dailey, QB, vs. Baylor, Oct. 16, 2004<br>(-7 rush, 342 pass)                | 335 |  |              |
| 50. Tommy Armstrong Jr., QB vs. FAU, Aug. 30, 2014<br>(62 rush, 271 pass)           | 333 | <b>Total Offense Season</b><br><b>Attempts:</b> 563; Taylor Martinez, QB, 2012 (195 rush, 368 pass)<br><b>Yards:</b> 3,890; Taylor Martinez, QB, 2012 (1,019 rush, 2,871 pass)<br><b>Yards Per Game:</b> 308.0; Adrian Martinez, QB, 2021<br>(11 games, 3,388 yards) |              |
| 51. Jammal Lord, QB, vs. Texas, Nov. 2, 2002<br>(234 rush, 98 pass)                 | 332 | <b>Touchdowns:</b> 33; Taylor Martinez, QB, 2012 (10 rush, 23 pass)  |              |
| 52. Joe Ganz, QB, at Iowa State, Oct. 18, 2008<br>(3 rush, 328 pass)                | 331 |  |              |
| 53. Taylor Martinez, QB, vs. Minnesota, Nov. 17, 2012<br>(22 rush, 308 pass)        | 330 | <b>2,000-Yard Total Offense Seasons (29)</b>   |              |
| 54. Adrian Martinez, QB, vs. Michigan, Oct. 9, 2021<br>(38 rush, 291 pass)          | 329 | <b>Rk. Player, Pos., Year (Rush/Pass/Games)</b>  | <b>Total</b> |
| 55. Tommy Armstrong Jr., QB at Fresno State, Sept. 13, 2014<br>(65 rush, 260 pass)  | 325 | 1. Taylor Martinez, QB, 2012 (1,019/2,871/14)  | 3,890        |
|   |     | 2. Joe Ganz, QB, 2008 (258/3,568/13)   | 3,826        |
|   |     | 3. Tommy Armstrong Jr., QB, 2015 (400/3,030/12)  | 3,430        |
|   |     | 4. Tommy Armstrong Jr., QB, 2014 (705/2,695/13)  | 3,400        |
|   |     | 5. Adrian Martinez, QB, 2021 (525/2,863/11)  | 3,388        |
|   |     | 6. Adrian Martinez, QB, 2018 (629/2,617/11)  | 3,246        |
|   |     | 7. Zac Taylor, QB, 2006 (-32/3,197/14)   | 3,165        |

|     |  |       |
|-----|--|-------|
| 8.  | Tanner Lee, QB, 2017 (-97/3,143/12)          | 3,046 |
| 9.  | Taylor Martinez, QB, 2011 (874/2,089/13)     | 2,963 |
| 10. | Jammal Lord, QB, 2002 (1,412/1,362/14)       | 2,774 |
| 11. | Tommy Armstrong Jr., QB, 2016 (512/2,180/11) | 2,692 |
| 12. | Eric Crouch, QB, 2001 (1,115/1,510/12)       | 2,625 |
| 13. | Zac Taylor, QB, 2005 (-41/2,653/12)          | 2,612 |
| 14. | Taylor Martinez, QB, 2010 (965/1,631/13)     | 2,596 |
| 15. | Adrian Martinez, QB, 2019 (626/1,956/10)     | 2,582 |
| 16. | Casey Thompson, QB, 2022 (-21/2,407/10)      | 2,386 |
| 17. | Sam Keller, QB, 2007 (-78/2,422/9)           | 2,344 |
| 18. | Jerry Tagge, QB, 1971 (314/2,019/12)         | 2,333 |
| 19. | Scott Frost, QB, 1997 (1,095/1,237/12)       | 2,332 |
| 20. | Zac Lee, QB, 2009 (171/2,143/13)             | 2,314 |
| 21. | Jammal Lord, QB, 2003 (948/1,305/13)         | 2,253 |
| 22. | Gerry Gdowski, QB, 1989 (925/1,326/11)       | 2,251 |
| 23. | Eric Crouch, QB, 1999 (889/1,269/12)         | 2,158 |
| 24. | Mike Rozier, LB, 1983 (2,148/0/12)           | 2,148 |
| 25. | Keithen McCant, QB, 1991 (654/1,454/11)      | 2,108 |
| 26. | Vince Ferragamo, QB, 1976 (15/2,071/12)      | 2,086 |
| 27. | Joe Dailey, QB, 2004 (55/2,025/11)           | 2,080 |
| 28. | Eric Crouch, QB, 2000 (971/1,101/11)         | 2,072 |
| 29. | Turner Gill, QB, 1983 (531/1,516/12)         | 2,048 |

### Best Total Offense Seasons by Class

**Freshman:** 3,246; Adrian Martinez, QB, 2018  
(629 rush, 2,617 pass)

**Sophomore:** 3,400; Tommy Armstrong Jr., QB, 2014  
(705 rush, 2,695 pass)

**Junior:** 3,890; Taylor Martinez, QB, 2012  
(1,019 rush, 2,871 pass)

**Senior:** 3,826; Joe Ganz, QB, 2008 (258 rush, 3,568 pass)

### Total Offense Career

**Attempts:** 1,595; Tommy Armstrong Jr., QB, 2013-16  
(423 rush, 1,172 pass)

**Yards:** 10,792; Adrian Martinez, QB, 2018-21  
(2,301 rush, 8,491 pass)

**Yards Per Game (min. 12 games):** 276.7; Adrian Martinez, QB, 2018-21 (39 games, 10,792 yards)

**Yards Per Game (min. 24 games):** 276.7; Adrian Martinez, QB, 2018-21 (39 games, 10,792 yards)

**Touchdowns:** 90; Tommy Armstrong Jr., QB, 2013-16  
(23 rush, 67 pass)

### Top 10 Careers, Total Offense Yards

| Rk. | Player, Pos., Years (Rush/Pass)                | Total  |
|-----|--|--------|
| 1.  | Adrian Martinez, QB, 2018-21 (2,301/8,491)     | 10,792 |
| 2.  | Tommy Armstrong Jr., QB, 2013-16 (1,819/8,871) | 10,690 |
| 3.  | Taylor Martinez, QB, 2010-13 (2,975/7,258)     | 10,233 |
| 4.  | Eric Crouch, QB, 1998-01 (3,434/4,481)         | 7,915  |
| 5.  | Zac Taylor, QB, 2005-06 (-73/5,850)            | 5,777  |
| 6.  | Tommie Frazier, QB, 1992-95 (1,955/3,521)      | 5,476  |
| 7.  | Joe Ganz, QB, 2005-08 (341/5,125)              | 5,466  |
| 8.  | Jammal Lord, QB, 2000-03 (2,573/2,848)         | 5,421  |
| 9.  | Jerry Tagge, QB, 1969-71 (579/4,704)           | 5,283  |
| 10. | Dave Humm, QB, 1972-74 (-8/5,035)              | 5,027  |

### Receiving Game

**Receptions:** 14; Dennis Richnasky, SE, at Kansas St., Oct. 7, 1967 (145 yards)

**Yards:** 237; Trey Palmer, at Purdue, Oct. 15, 2022 (7 rec.)

**Yards Per Reception (min. 4 rec.):** 41.50; Chuck Malito, SE, at Hawaii, Dec. 4, 1976 (4 rec., 166 yards)

**Touchdowns:** 3; Clarence Swanson, E. of Colorado St., Nov. 24, 1921; Johnny Rodgers, WB, vs. Minnesota, Sept. 18, 1971; Frosty Anderson, SE, at Minnesota, Oct. 6, 1973; Don Westbrook, WB, at Kansas, Oct. 19, 1974; Tom Banderas, TE, at Missouri, Oct. 31, 1987; Tracey Wistrom, TE, vs. Iowa, Sept. 23, 2000; Maurice Purify, WR, at Kansas, Nov. 3, 2007; Frantz Hardy, WR, vs. Kansas State, Nov. 10, 2007; Maurice Purify, WR, at Colorado, Nov. 23, 2007; Brandon Kinzie, WR, at Oklahoma St., Oct. 23, 2010

**Long Nebraska Reception:** 99 (TD); Quincy Enunwa, SE from Tommy Armstrong Jr., QB, vs. Georgia, Jan. 1, 2014

**Long Nebraska Reception, No TD:** 78; Wilson Thomas, SE, from Eric Crouch, QB, at Colorado, Nov. 23, 2001

### Top 10 Games, Pass Receptions

| Rk. | Player, Pos., Opponent, Date (Yards)                           | Rec. |
|-----|--|------|
| 1.  | Dennis Richnasky, SE, at Kansas St., Oct. 7, 1967 (145)        | 14   |
| 2.  | Marlon Lucky, LB, vs. Texas A&M, Oct. 20, 2007 (125)           | 13   |
| 3.  | Marlon Lucky, LB, vs. Ball St., Sept. 22, 2007 (81)            | 11   |
|     | Maurice Purify, WR, at Colorado, Nov. 23, 2007 (136)           | 11   |
|     | Nate Swift, WR, vs. Baylor, Oct. 29, 2008 (121)                | 11   |
|     | Jordan Westerkamp, WR, vs. Southern Miss, Sept. 26, 2015 (118) | 11   |
|     | JD Spielman, WR, vs. Ohio State, Oct. 14, 2017 (200)           | 11   |
| 8.  | Johnny Rodgers, WB, at Kansas St., Nov. 14, 1971 (125)         | 10   |
|     | Matt Davison, SE, at Texas A&M, Oct. 10, 1998 (167)            | 10   |
|     | JD Spielman, WR, vs. Purdue, Sept. 29, 2018 (135)              | 10   |
|     | Stanley Morgan Jr., WR, vs. Minnesota, Oct. 20, 2018 (163)     | 10   |
|     | Trey Palmer, WR, vs. Oklahoma, Sept. 17, 2022 (92)             | 10   |

### Bowl Game Record

De'Mornay Pierson-El, WR vs. USC, Dec. 27, 2014 (102) 8  
Holiday Bowl

### Best Pass Reception Games by Class

**Freshman:** 11; JD Spielman, WR, vs. Ohio State, Oct. 14, 2017 (200 yards)

**Sophomore:** 10; Matt Davison, SE, at Texas A&M, Oct. 10, 1998

(167 yards); JD Spielman, WR, vs. Purdue, Sept. 29, 2018 (135 yards)

**Junior:** 13; Marlon Lucky, LB, vs. Texas A&M, Oct. 20, 2007 (125 yards)

**Senior:** 14; Dennis Richnasky, SE, at Kansas St., Oct. 7, 1967 (145 yards)

### Best Pass Receiving Games by Class

**Freshman:** 200 yards; JD Spielman, WR, vs. Ohio State, Oct. 14, 2017 (11 rec.)

**Sophomore:** 209; JD Spielman, at Wisconsin, Oct. 6, 2018 (9 rec.)

**Junior:** 237 yards; Trey Palmer, WR, at Purdue, Oct. 15, 2022 (7 rec.)

**Senior:** 166 yards; Chuck Malito, SE, at Hawaii, Dec. 4, 1976 (4 rec.)

### Wide Receivers

**Receptions, Game:** 14; Dennis Richnasky, at Kansas St., Oct. 7, 1967 (145 yards)

**Receptions, Season:** 71; Trey Palmer, 2022 (1,043 yards)

**Receptions, Career:** 189; Stanley Morgan Jr., 2014-18 (2,747 yards)

**Yards Gained, Game:** 237; Trey Palmer, at Purdue, Oct. 15, 2022 (7 rec.)

**Yards Gained, Season:** 1,043; Trey Palmer, 2022 (71 rec.)

**Yards Gained, Career:** 2,747; Stanley Morgan Jr., 2014-18 (189 rec.)

**Touchdowns, Game:** 3; Johnny Rodgers, vs. Minnesota, Sept. 18, 1971; Frosty Anderson, at Minnesota, Oct. 6, 1973; Maurice Purify, at Kansas, Nov. 3, 2007;

Frantz Hardy, vs. Kansas State, Nov. 10, 2007

Maurice Purify, at Colorado, Nov. 23, 2007;

Brandon Kinzie, at Oklahoma St., Oct. 23, 2010;

**Touchdowns, Season:** 12; Quincy Enunwa, 2013

**Touchdowns, Career:** 25; Johnny Rodgers, 1970-72

### Tight Ends

**Receptions, Game:** 8; Matt Herian, vs. Southern Miss, Sept. 11, 2004 (71 yards); Dennis Morrison, at Colorado, Oct. 22, 1966 (108 yards)

**Receptions, Season:** 38; Austin Allen, 2021 (602 yards)

**Receptions, Career:** 82; Mike McNeill, 2007-10 (1,072 yards)

**Yards Gained, Game:** 143; Austin Allen, at Wisconsin, Nov. 20, 2021 (7 rec.)

**Yards Gained, Season:** 602; Austin Allen, 2021 (38 rec.)

**Yards Gained, Career:** 1,243; Matt Herian, 2002-06 (65 rec.)

**Touchdowns, Game:** 3; Tracey Wistrom, vs. Iowa, Sept. 23, 2000; Tom Banderas, at Missouri, Oct. 31, 1987

**Touchdowns, Season:** 8; Kyler Reed, 2010

**Touchdowns, Career:** 14; Todd Millikan, 1985-88

### Running Backs

**Receptions, Game:** 13; Marlon Lucky vs. Texas A&M Oct. 20, 2007 (125 yards)

**Receptions, Season:** 75; Marlon Lucky, 2007 (705 yards)

**Receptions, Career:** 135; Marlon Lucky, 2005-08 (1,379 yards)

**Yards Gained, Game:** 131; Cory Ross, vs. Iowa St., Oct. 1, 2005 (8 rec.)

**Yards Gained, Season:** 705; Marlon Lucky, 2007 (75 rec.)

**Yards Gained, Career:** 1,379; Marlon Lucky, 2005-08

(135 receptions)

**Touchdowns, Game:** 2; Cory Ross, vs. Iowa St., Oct. 1, 2005

Ahman Green, vs. Kansas St., Oct. 21, 1995

**Touchdowns, Season:** 4; Dick Hutton, 1948;

Kent McCloughan, 1964

**Touchdowns, Career:** 7; Ameer Abdullah, 2011-14

### 100-Yard Receiving Games (131)

| Rk. | Player, Pos., Opponent, Date (Rec.)                              | Yards |
|-----|--|-------|
| 1.  | Trey Palmer, WR, at Purdue, Oct. 15, 2022 (7)                    | 237   |
| 2.  | JD Spielman, WR, at Wisconsin, Oct. 6, 2018 (9)                  | 209   |
| 3.  | JD Spielman, WR, vs. Ohio State, Oct. 14, 2017 (11)              | 200   |
| 4.  | Stanley Morgan Jr., WR, at Penn State, Nov. 18, 2017 (7)         | 185   |
| 5.  | Matt Davison, SE, at Texas A&M, Oct. 10, 1998 (10)               | 167   |
| 6.  | Chuck Malito, SE, at Hawaii, Dec. 4, 1976 (4)                    | 166   |
| 7.  | Trey Palmer, WR, at Iowa, Nov. 25, 2022 (9)                      | 165   |
| 8.  | Guy Ingles, SE, vs. Oklahoma St., Oct. 25, 1969 (5)              | 163   |
|     | Stanley Morgan Jr., WR, vs. Minnesota, Oct. 20, 2018 (10)        | 163   |
| 10. | JD Spielman, WR, at Illinois, Sept. 21, 2019 (7)                 | 160   |
| 11. | Frantz Hardy, WR, vs. Kansas, Sept. 30, 2006 (3)                 | 159   |
| 12. | Maurice Purify, WR, at Kansas, Nov. 3, 2007 (7)                  | 158   |
|     | Jordan Westerkamp, WR, at Mich. St., Oct. 4, 2014 (9)            | 158   |
| 14. | Trey Palmer, WR, vs. Indiana, Oct. 1, 2022 (8)                   | 157   |
| 15. | Niles Paul, WR, at Kansas, Nov. 14, 2009 (4)                     | 154   |
| 16. | Frantz Hardy, WR, vs. Maine, Sept. 3, 2005 (7)                   | 152   |
| 17. | Samori Toure, WR, vs. Ohio State, Nov. 6, 2021 (4)               | 150   |
| 18. | Dennis Richnafsky, SE, at Kansas St., Oct. 7, 1967 (14)          | 145   |
| 19. | Niles Paul, WR, vs. Iowa St., Oct. 24, 2009 (6)                  | 143   |
|     | Jordan Westerkamp, WR, vs. Mich. St., Nov. 7, 2015 (9)           | 143   |
|     | Austin Allen, TE, at Wisconsin, Nov. 20, 2021 (7)                | 143   |
| 22. | Frosty Anderson, SE, vs. Wisconsin, Sept. 29, 1973 (9)           | 141   |
|     | JD Spielman, WR, at Minnesota, Nov. 11, 2017 (9)                 | 141   |
| 24. | Freeman White, SE, vs. Colorado, Oct. 23, 1965 (4)               | 139   |
| 25. | Irving Fryar, SE, at Minnesota, Sept. 17, 1983 (2)               | 138   |
|     | Johnny Mitchell, TE, vs. Georgia Tech, Jan. 1, 1991 (6)          | 138   |
| 27. | Frosty Anderson, SE, at Minnesota, Oct. 6, 1973 (5)              | 137   |
|     | Johnny Mitchell, TE, vs. Oklahoma, Nov. 29, 1991 (7)             | 137   |
| 29. | Maurice Purify, WR, at Colorado, Nov. 23, 2007 (11)              | 136   |
|     | Kenny Bell, WR, vs. Minnesota, Nov. 17, 2012 (9)                 | 136   |
|     | Samori Toure, WR, vs. Buffalo, Sept. 11, 2021 (2)                | 136   |
| 32. | Nate Swift, WR, at Missouri, Oct. 22, 2005 (9)                   | 135   |
|     | JD Spielman, WR, vs. Purdue, Sept. 29, 2018 (10)                 | 135   |
| 34. | Kenny Bell, WR, at Ohio State, Oct. 6, 2012 (5)                  | 133   |
|     | Samori Toure, WR, vs. Fordham, Sept. 4, 2021 (8)                 | 133   |
| 35. | Guy Ingles, SE, at Kansas, Oct. 17, 1970 (3)                     | 133   |
| 36. | Cory Ross, IB, vs. Iowa St., Oct. 1, 2005 (8)                    | 131   |
|     | Niles Paul, WR, at Oklahoma St., Oct. 23, 2010 (9)               | 131   |
|     | Stanley Morgan Jr., WR, vs. Illinois, Nov. 10, 2018 (8)          | 131   |
| 39. | Jon Sheppard, WB, vs. Kansas, Nov. 16, 1985 (3)                  | 129   |
|     | Clester Johnson, WB, vs. Arizona St., Sept. 16, 1995 (4)         | 129   |
|     | Cory Ross, IB, at Colorado, Nov. 25, 2005 (9)                    | 129   |
|     | Sean Hill, TE, vs. Ball State, Sept. 22, 2007 (3)                | 129   |
|     | *Quincy Enunwa, WR, vs. Georgia, Jan. 1, 2014 (4)                | 129   |
| 44. | Johnny Rodgers, WB, at Kansas, Oct. 21, 1972 (5)                 | 128   |
| 45. | Johnny Rodgers, WB, vs. Minnesota, Sept. 30, 1972 (7)            | 127   |
|     | Irving Fryar, SE, vs. Iowa, Sept. 11, 1982 (6)                   | 127   |
| 47. | Johnny Rodgers, WB, vs. Minnesota, Sept. 18, 1971 (6)            | 126   |
| 48. | Johnny Rodgers, WB, at Kansas St., Nov. 14, 1971 (10)            | 125   |
|     | Marlon Lucky, IB, vs. Texas A&M, Oct. 20, 2007 (13)              | 125   |
|     | Jordan Westerkamp, WR, vs. FAU, Aug. 30, 2014 (7)                | 125   |
| 51. | Jeff Kinney, IB, at Missouri, Oct. 11, 1969 (8)                  | 124   |
|     | Junior Miller, TE, vs. Kansas St., Oct. 14, 1978 (5)             | 124   |
|     | Johnny Rodgers, WB, vs. Oklahoma St., Oct. 28, 1972 (7)          | 124   |
|     | Corey Dixon, SE, vs. Florida St., Jan. 1, 1993 (5)               | 123   |
|     | Niles Paul, WR, vs. Arizona, Dec. 30, 2009 (4)                   | 123   |
|     | Jordan Westerkamp, WR, at Purdue, Oct. 31, 2015 (9)              | 123   |
|     | Wan'Dale Robinson, WR, vs. Northwestern, Oct. 5, 2019 (7)        | 123   |
|     | JD Spielman, WR, at Purdue, Nov. 2, 2019 (6)                     | 123   |
| 59. | Tom Penney, E, vs. Utah, Sept. 21, 1968 (4)                      | 122   |
|     | Freeman White, SE, vs. TCU, Sept. 18, 1965 (8)                   | 122   |
|     | Maurice Purify, WR, vs. Ball State, Sept. 22, 2007 (6)           | 122   |
| 62. | Ken Spaeth, TE, vs. Washington St., Sept. 10, 1977 (5)           | 121   |
|     | Nate Swift, WR, vs. W. Michigan, Aug. 30, 2008 (5)               | 121   |
|     | Nate Swift, WR, vs. Baylor, Oct. 25, 2008 (11)                   | 121   |
|     | Austin Allen, TE, at Minnesota, Oct. 16, 2021 (5)                | 121   |
| 66. | Ben Gregory, SE, vs. Oklahoma, Nov. 23, 1967 (8)                 | 120   |
|     | Isaiah Garcia-Castaneda, WR, vs. Northwestern, Aug. 27, 2022 (4) | 120   |
| 68. | Robb Schnitzler, SE, at Oklahoma St., Oct. 12, 1985 (4)          | 119   |

|      |   |     |
|------|---|-----|
| 69.  | Jordan Westerkamp, WR, vs. Southern Miss, Sept. 26, 2015 (11)       | 118 |
|      | Maurice Washington, RB, at Colorado, Nov. 7, 2019 (4)               | 118 |
| 71.  | Jim McFarland, E, vs. Texas A&M, Sept. 27, 1969 (7)                 | 117 |
| 72.  | Tracey Wistrom, TE, vs. Oklahoma St., Oct. 2, 1999 (4)              | 116 |
|      | Nate Swift, WR, vs. Oklahoma, Oct. 29, 2005 (9)                     | 116 |
|      | Kenny Bell, WR, vs. Florida Atlantic, Aug. 30, 2014 (4)             | 116 |
| 75.  | Marlon Lucky, IB, at Colorado, Nov. 23, 2007 (8)                    | 115 |
|      | Stanley Morgan Jr., WR, vs. Wisconsin, Oct. 7, 2017 (4)             | 115 |
| 77.  | Irving Fryar, SE, vs. Iowa State, Nov. 5, 1983 (5)                  | 114 |
|      | Wan'Dale Robinson, WR, at Purdue, Dec. 5, 2020 (9)                  | 114 |
| 79.  | Tom Penney, E, vs. Missouri, Oct. 19, 1968 (4)                      | 113 |
|      | Johnny Rodgers, WB, at Iowa St., Nov. 11, 1972 (9)                  | 113 |
|      | Ross Pilkington, WR, vs. Kansas, Oct. 2, 2004 (8)                   | 113 |
|      | Samori Toure, WR, at Wisconsin, Nov. 20, 2021 (7)                   | 113 |
| 83.  | Guy Ingles, SE, at Colorado, Oct. 31, 1970 (5)                      | 112 |
|      | Irving Fryar, SE, at Penn St., Sept. 25, 1982 (7)                   | 112 |
|      | Nate Swift, WR, at Texas, Oct. 27, 2007 (6)                         | 112 |
|      | Nate Swift, WR, at Iowa State, Oct. 18, 2008 (8)                    | 112 |
|      | Stanley Morgan Jr., WR, at Purdue, Oct. 28, 2017 (6)                | 112 |
|      | JD Spielman, WR, at Colorado, Sept. 7, 2019 (5)                     | 112 |
| 89.  | Nate Swift, WR, vs. Kansas, Nov. 8, 2008 (7)                        | 111 |
| 90.  | Bob Revelle, SE, vs. Missouri, Oct. 14, 1972 (5)                    | 110 |
|      | Matt Herian, TE, vs. Troy, Oct. 4, 2003 (3)                         | 110 |
|      | Mark LeFlore, WR, at Texas Tech, Oct. 9, 2004 (5)                   | 110 |
|      | Quincy Enunwa, WR, at Northwestern, Oct. 20, 2012 (6)               | 110 |
| 94.  | Wilson Thomas, SE, at Colorado, Nov. 23, 2001 (3)                   | 109 |
|      | Nate Swift, WR, vs. Kansas St., Nov. 12, 2005 (7)                   | 109 |
|      | Alonzo Moore, WR, vs. Wyoming, Sept. 10, 2016 (3)                   | 109 |
| 97.  | Dennis Morrison, TE, at Colorado, Oct. 22, 1966 (8)                 | 108 |
|      | Junior Miller, TE, at Kansas, Nov. 4, 1978 (3)                      | 108 |
|      | Johnny Mitchell, TE, at Kansas, Nov. 9, 1991 (3)                    | 108 |
|      | Matt Davison, SE, at Kansas, Oct. 30, 1999 (6)                      | 108 |
|      | Maurice Purify, WR, vs. Kansas St., Nov. 10, 2007 (6)               | 108 |
|      | Kenny Bell, WR, at UCLA, Sept. 8, 2012 (6)                          | 108 |
|      | Samori Toure, WR, vs. Northwestern, Oct. 2, 2021 (2)                | 108 |
| 104. | Bobby Thomas, SE, at Iowa State, Nov. 13, 1976 (4)                  | 107 |
|      | Tim Smith, SE, vs. Penn St., Sept. 29, 1979 (6)                     | 107 |
|      | Tim McCrady, SE, vs. Mississippi St., Dec. 27, 1980 (2)             | 107 |
|      | Chuck Malito, SE, vs. Texas Tech, Dec. 31, 1976 (3)                 | 107 |
|      | Jordan Westerkamp, WR, vs. BYU, Sept. 5, 2015 (7)                   | 107 |
| 109. | Johnny Rodgers, WB, at Missouri, Oct. 9, 1971 (5)                   | 106 |
|      | Dan Westbrook, SE, vs. Oklahoma St., Oct. 26, 1974 (4)              | 106 |
| 111. | Johnny Rodgers, WB, vs. Utah St., Oct. 2, 1971 (5)                  | 105 |
|      | Brandon Kinnie, WR, at Washington, Sept. 18, 2010 (5)               | 105 |
|      | Kenny Bell, WR, vs. Illinois, Sept. 27, 2014 (4)                    | 105 |
|      | Jordan Westerkamp, WR, vs. Wyoming, Sept. 10, 2016 (4)              | 105 |
|      | Tyler Hoppes, TE, at Purdue, Oct. 28, 2017 (5)                      | 105 |
|      | Rahmir Johnson, RB, vs. Michigan, Oct. 9, 2021 (6)                  | 105 |
| 117. | Jordan Westerkamp, WR, vs. Northwestern, Nov. 2, 2013 (4)           | 104 |
|      | JD Spielman, WR, at Maryland, Nov. 23, 2019 (7)                     | 104 |
| 119. | Stanley Morgan Jr., WR, at Oregon, Sept. 9, 2017 (7)                | 103 |
|      | Oliver Martin, WR, at Illinois, Aug. 28, 2021 (6)                   | 103 |
| 121. | Tracey Wistrom, TE, vs. California, Sept. 11, 1999 (2)              | 102 |
|      | Terrence Nunn, WR, vs. Troy, Sept. 23, 2006 (4)                     | 102 |
|      | Niles Paul, WR, at Missouri, Oct. 8, 2009 (6)                       | 102 |
|      | De'Mornay Pierson-EI, WR, vs. USC, Dec. 27, 2014 (8)                | 102 |
|      | Stanley Morgan Jr., WR, vs. Arkansas State, Sept. 2, 2017 (5)       | 102 |
|      | Maurice Washington, RB, at Iowa, Nov. 23, 2018 (7)                  | 102 |
| 127. | Johnny Rodgers, WB, vs. Army, Sept. 26, 1970 (5)                    | 101 |
|      | Tracey Wistrom, TE, at Iowa St., Oct. 7, 2000 (4)                   | 101 |
|      | De'Mornay Pierson-EI, WR, vs. Northern Illinois, Sept. 16, 2017 (8) | 101 |
| 130. | Johnny Rodgers, WB, vs. Oklahoma, Nov. 21, 1970 (5)                 | 100 |
|      | Irving Fryar, SE, vs. UCLA, Sept. 24, 1983 (6)                      | 100 |

### Bowl Games

|                                       |  |     |
|---------------------------------------|--|-----|
|                                       | Johnny Mitchell, TE, vs. Georgia Tech (6)  | 138 |
| Jan. 1, 1991 (Citrus Bowl)            |  |     |
|                                       | Quincy Enunwa, WR, vs. Georgia (4)         | 129 |
| Jan. 1, 2014 (Gator Bowl)             |  |     |
|                                       | Niles Paul, WR, vs. Arizona (4)            | 123 |
| Dec. 30, 2009 (Holiday Bowl)          |  |     |
|                                       | Corey Dixon, SE, vs. Florida State (5)     | 123 |
| Jan. 1, 1993 (Orange Bowl)            |  |     |
|                                       | Chuck Malito, SE, vs. Texas Tech (3)       | 107 |
| Dec. 31, 1976 (Astro-Bluebonnet Bowl) |  |     |
|                                       | Tim McCrady, SE, vs. Mississippi State (2) | 107 |
| Dec. 27, 1980 (Sun Bowl)              |  |     |
|                                       | De'Mornay Pierson-EI, WR, vs. USC (8)      | 102 |
| Dec. 27, 2014 (Holiday Bowl)          |  |     |

**100-Yard Receiving Games (Season)**

| <b>Rk.</b> | <b>Player, Pos., Year</b>    | <b>Total</b> |
|------------|------------------------------|--------------|
| 1.         | Stanley Morgan Jr., WR, 2017 | 5            |
|            | Samori Toure, WR, 2021       | 5            |
| 3.         | Johnny Rodgers, WB, 1971     | 4            |
|            | Johnny Rodgers, WB, 1972     | 4            |
|            | Maurice Purify, WR, 2007     | 4            |
|            | Nate Swift, WR, 2008         | 4            |
|            | Niles Paul, WR, 2009         | 4            |
|            | Jordan Westerkamp, 2015      | 4            |
|            | JD Spielman, WR, 2019        | 4            |
| 10.        | Irving Fryar, WB, 1983       | 3            |
|            | Nate Swift, WR, 2005         | 3            |
|            | Kenny Bell, WR, 2012         | 3            |
|            | Trey Palmer, WR, 2022        | 3            |
| 14.        | Tom Penney, E, 1968          | 2            |
|            | Johnny Rodgers, WB, 1970     | 2            |
|            | Junior Miller, TE, 1978      | 2            |
|            | Irving Fryar, WB, 1982       | 2            |
|            | Johnny Mitchell, TE, 1991    | 2            |
|            | Tracey Wistrom, TE, 1999     | 2            |
|            | Jordan Westerkamp, WR, 2014  | 2            |
|            | Kenny Bell, WR, 2014         | 2            |
|            | JD Spielman, WR, 2017        | 2            |
|            | JD Spielman, WR, 2018        | 2            |
|            | Stanley Morgan Jr., WR, 2018 | 2            |
|            | Austin Allen, TE, 2021       | 2            |

**100-Yard Receiving Games (Career)**

| <b>Rk.</b> | <b>Player, Pos., Years</b>        | <b>Total</b> |
|------------|-----------------------------------|--------------|
| 1.         | Johnny Rodgers, WB, 1970-72       | 10           |
| 2.         | Nate Swift, WR, 2005-08           | 8            |
|            | Jordan Westerkamp, WR, 2013-16    | 8            |
|            | JD Spielman, WR, 2017-19          | 8            |
| 5.         | Stanley Morgan Jr., WR, 2015-18   | 7            |
| 6.         | Irving Fryar, WB, 1981-83         | 5            |
|            | Niles Paul, WR, 2007-10           | 5            |
|            | Kenny Bell, WR, 2011-14           | 5            |
|            | Samori Toure, WR, 2021            | 5            |
| 10.        | Maurice Purify, WR, 2006-07       | 4            |
| 11.        | Guy Ingles, SE, 1968-70           | 3            |
|            | Johnny Mitchell, TE, 1990-91      | 3            |
|            | Tracey Wistrom, TE, 1998-2001     | 3            |
|            | Trey Palmer, WR, 2023             | 3            |
| 15.        | Freeman White, E, 1963-65         | 2            |
|            | Tom Penney, E, 1966-68            | 2            |
|            | Frosty Anderson, SE, 1971-73      | 2            |
|            | Chuck Malito, SE, 1974-76         | 2            |
|            | Junior Miller, TE, 1977-79        | 2            |
|            | Matt Davison, SE, 1997-2000       | 2            |
|            | Cory Ross, IB, 2002-05            | 2            |
|            | Frantz Hardy, WR, 2005-07         | 2            |
|            | Marlon Lucky, IB, 2005-08         | 2            |
|            | Quincy Enunwa, WR, 2010-13        | 2            |
|            | De'Mornay Pierson-El, WR, 2014-17 | 2            |
|            | Maurice Washington, RB, 2018-19   | 2            |
|            | Wan'Dale Robinson, WR, 2019-20    | 2            |
|            | Austin Allen, TE, 2018-21         | 2            |
| 29.        | 26 players tied                   | 1            |

**Top 10 Seasons, Receiving Yardage**

| <b>Rk.</b> | <b>Player, Year (Receptions)</b> | <b>Yards</b> |
|------------|----------------------------------|--------------|
| 1.         | Trey Palmer, 2022 (71)           | 1,043        |
| 2.         | Stanley Morgan Jr., 2018 (70)    | 1,004        |
| 3.         | Stanley Morgan Jr., 2017 (61)    | 986          |
| 4.         | Johnny Rodgers, 1972 (55)        | 942          |
| 5.         | Nate Swift, 2008 (63)            | 941          |
| 6.         | Jordan Westerkamp, 2015 (65)     | 918          |
| 7.         | JD Spielman, 2019 (49)           | 898          |
|            | Samori Toure, 2021 (46)          | 898          |
| 9.         | Johnny Rodgers, 1971 (53)        | 872          |
| 10.        | Kenny Bell, 2012 (50)            | 863          |

**Top 10 Seasons, Receptions**

| <b>Rk.</b> | <b>Player, Year</b> | <b>Rec.</b> |
|------------|---------------------|-------------|
| 1.         | Marlon Lucky, 2007  | 75          |
| 2.         | Trey Palmer, 2022   | 71          |

|     |                          |    |
|-----|--------------------------|----|
| 3.  | Stanley Morgan Jr., 2018 | 70 |
| 4.  | JD Spielman, 2018        | 66 |
| 5.  | Jordan Westerkamp, 2015  | 65 |
| 6.  | Nate Swift, 2008         | 63 |
| 7.  | Todd Peterson, 2008      | 62 |
| 8.  | Stanley Morgan Jr., 2017 | 61 |
| 9.  | Maurice Purify, 2007     | 57 |
| 10. | Johnny Rodgers, 1972     | 55 |
|     | JD Spielman, 2017        | 55 |

**Consecutive 100-Yard Games, Season**

| <b>No.</b> | <b>Player, Pos., Games (Rec.-Yards)</b>   |  |
|------------|---|--|
| 3          | Maurice Purify, WR, at Kansas, Nov. 3, 2007 (7-158), vs. Kansas State, Nov. 10, 2007 (6-108), at Colorado, Nov. 23, 2007 (11-136) |  |
| 2          | Johnny Rodgers, WB, vs. Utah St., Oct. 2, 1971 (5-105), at Missouri, Oct. 9, 1971 (5-106)   |  |
| 2          | Johnny Rodgers, WB, at Kansas, Oct. 21, 1972 (5-128), vs. Oklahoma St., Oct. 28, 1972 (7-124)                                     |  |
| 2          | Frosty Anderson, SE, vs. Wisconsin, Sept. 29, 1973 (9-141), at Minnesota, Oct. 6, 1973 (5-137)                                    |  |
| 2          | Chuck Malito, SE, vs. Hawaii, Dec. 4, 1976, (4-166), vs. Texas Tech, Dec. 31, 1976 (3-107)  |  |
| 2          | Irving Fryar, WB, at Minnesota, Sept. 17, 1983 (2-138), vs. UCLA, Sept. 24, 1983 (6-100)  |  |
| 2          | Nate Swift, WR, at Iowa State, Oct. 18, 2008 (8-112), vs. Baylor, Oct. 25, 2008 (11-121)  |  |
| 2          | Nate Swift, WR, at Missouri, Oct. 22, 2005 (9-135), vs. Oklahoma, Oct. 29, 2005 (9-116)   |  |
| 2          | Jordan Westerkamp, WR, at Purdue, Oct. 31, 2015 (9-123), vs. Michigan State, Nov. 7, 2015 (9-143)                                 |  |
| 2          | Stanley Morgan Jr., WR, vs. Arkansas State, Sept. 2, 2017 (5-102), at Oregon, Sept. 9, 2017 (7-103)                               |  |
| 2          | JD Spielman, WR, vs. Purdue, Sept. 29, 2018 (10-135), at Wisconsin, Oct. 6, 2018 (9-209)  |  |
| 2          | Samori Toure, WR, vs. Fordham, Sept. 4, 2021 (8-133), vs. Buffalo, Sept. 11, 2021 (2-136)   |  |
| 2          | Samori Toure, WR, vs. Ohio State, Nov. 6, 2021 (4-150) at Wisconsin, Nov. 20, 2021 (7-113)  |  |

**Touchdown Receptions, Season**

| <b>Rk.</b> | <b>Player, Pos., Year</b>    | <b>TD</b> |
|------------|------------------------------|-----------|
| 1.         | Quincy Enunwa, WR, 2013      | 12        |
| 2.         | Johnny Rodgers, WB, 1971     | 11        |
| 3.         | Nate Swift, WR, 2008         | 10        |
|            | Stanley Morgan Jr., WR, 2017 | 10        |
| 5.         | Clarence Swanson, E, 1921    | 9         |
|            | Maurice Purify, WR, 2007     | 9         |
|            | Trey Palmer, WR, 2022        | 9         |
| 8.         | Johnny Rodgers, WB, 1972     | 8         |
|            | Frosty Anderson, SE, 1973    | 8         |
|            | Irving Fryar, WB, 1983       | 8         |
|            | Kyler Reed, TE, 2010         | 8         |
|            | Kenny Bell, WR, 2012         | 8         |
|            | JD Spielman, WR, 2018        | 8         |
| 14.        | Johnny Rodgers, WB, 1970     | 7         |
|            | Don Westbrook, 1974          | 7         |
|            | Bobby Thomas, SE, 1976       | 7         |
|            | Bobby Thomas, SE, 1975       | 7         |
|            | Junior Miller, TE, 1979      | 7         |
|            | Todd Millikan, TE, 1988      | 7         |
|            | Gerald Armstrong, TE, 1992   | 7         |
|            | Nate Swift, WR, 2005         | 7         |
|            | Terrence Nunn, WR, 2005      | 7         |
|            | Maurice Purify, WR, 2006     | 7         |
|            | Jordan Westerkamp, WR, 2015  | 7         |
|            | Stanley Morgan Jr., WR, 2018 | 7         |

**Touchdown Receptions, Career**

| <b>Rk.</b> | <b>Player, Pos., Years</b>      | <b>TD</b> |
|------------|---------------------------------|-----------|
| 1.         | Johnny Rodgers, WB, 1970-72     | 25        |
| 2.         | Nate Swift, WR, 2005-08         | 22        |
|            | Stanley Morgan Jr., WR, 2015-18 | 22        |
| 4.         | Kenny Bell, WR, 2011-14         | 21        |
| 5.         | Clarence Swanson, E, 1919-21    | 18        |
|            | Jordan Westerkamp, WR, 2013-16  | 18        |

|                                 |    |
|---------------------------------|----|
| 7. Maurice Purify, WR, 2006-07  | 16 |
| 8. Jon Bostick, SE, 1989-91     | 15 |
| Quincy Enunwa, WR, 2010-13      | 15 |
| Stanley Morgan Jr., WR, 2015-18 | 15 |
| JD Spielman, WR, 2017-19        | 15 |

### Consecutive Games with a Reception

| No. | Player, Pos., Years             | Games |
|-----|---------------------------------|-------|
| 1.  | Stanley Morgan Jr., WR, 2015-18 | 38    |
| 2.  | Johnny Rodgers, WB, 1970-72     | 37*   |
| 3.  | Jordan Westerkamp, WR, 2013-16  | 36    |
| 4.  | JD Spielman, WR, 2017-2019      | 33*   |
| 5.  | Terrence Nunn, WR, 2004-07      | 32    |
| 6.  | Kenny Bell, WR, 2012-14         | 28    |
| 7.  | Kenny Bell, WR, 2011-12         | 23    |
|     | Quincy Enunwa, WR, 2012-13      | 23    |
| 9.  | Matt Davison, SE, 1998-99       | 20    |
|     | Junior Miller, TE, 1977-79      | 20    |

\*Rodgers and Spielman caught a pass in every game of their careers

### Scoring Game

**Points:** 36; Calvin Jones, IB, at Kansas, Nov. 9, 1991 (6 TD)

**Touchdowns:** 7; Harvey Rathbone, FB, vs. Haskell, Nov. 24, 1910 (Touchdowns were worth 5 points)

**Points By Kicking:** 22; Dale Klein, PK, at Missouri, Oct. 19, 1985 (7 FG, 1 PAT)

**Conversions:** 17; Owen Frank, B, vs. Haskell, Nov. 24, 1910

**Field Goals:** 7; Dale Klein, PK, at Missouri, Oct. 19, 1985 (7 att., NCAA record)

**Field Goal Attempts:** 7; Dale Klein, PK, at Missouri, Oct. 19, 1985 (7 made, NCAA record); Drew Brown, PK, vs. Southern Miss, Sept. 26, 2015

**Field Goals Missed:** 4; Byron Bennett, PK, at Arizona St., Sept. 28, 1991

**Long Nebraska Field Goal Made:** 57; Alex Henery, PK, vs. Colorado, Nov. 28, 2008

### Top 10 Longest Rushing Touchdowns

| Rk. | Player, Pos., Opponent, Date                      | Yards |
|-----|---|-------|
| 1.  | Eric Crouch, QB, at Missouri, Sept. 29, 2001      | 95    |
| 2.  | Roger Craig, IB, vs. Florida St., Sept. 19, 1981  | 94    |
|     | Craig Johnson, IB, vs. Kansas, Oct. 13, 1979      | 94    |
| 4.  | Mike Rozier, IB, at Kansas St., Oct. 17, 1981     | 93    |
| 5.  | Taylor Martinez, QB, at UCLA, Sept. 8, 2012       | 92    |
|     | Tyreese Knox, IB, vs. Missouri, Oct. 18, 1986     | 92    |
| 7.  | Calvin Jones, IB, vs. Oklahoma St., Oct. 10, 1992 | 90    |
| 8.  | Jarvis Redwine, IB, vs. Oklahoma, Nov. 22, 1980   | 89    |
| 9.  | Cory Ross, IB, vs. Missouri, Oct. 30, 2004        | 86    |
| 10. | Tom Rathman, FB, vs. Colorado, Oct. 26, 1985      | 84    |

### Bowl Game Record

Tommie Frazier, QB, vs. Florida, Jan. 3, 1996, Fiesta Bowl 75

### Top 10 Longest Receiving Touchdowns

| Player, Pos., (Quarterback), Opponent, Date                           | Yards |
|---|-------|
| 1. Quincy Enunwa, WR, (Tommy Armstrong Jr.) vs. Georgia, Jan. 1, 2014 | 99    |
| 2. Freeman White, SE, (Fred Duda), vs. Colorado, Oct. 23, 1965        | 95    |
| 3. Freeman White, SE, (Bob Churchich), at Kansas, Nov. 7, 1964        | 92    |
| 4. Ross Pilkington, SE, (Jammal Lord), at Iowa St., Sept. 28, 2002    | 90    |
| 5. Trey Palmer, WR, (Casey Thompson), at Iowa, Nov. 25, 2022          | 87    |
| 6. Von Sheppard, WB, (Travis Turner), vs. Kansas, Nov. 16, 1985       | 82    |
| Todd Millikan, TE, (Steve Taylor), vs. Missouri, Oct. 29, 1988        | 82    |
| 8. Guy Ingles, SE, (Van Brownson), at Kansas, Oct. 17, 1970           | 80    |
| Jerry List, TE, (Jerry Tagge), at Hawaii, Dec. 4, 1971                | 80    |
| Matt Herian, TE, (Jammal Lord), vs. Colorado, Nov. 29, 2002           | 80    |
| Stanley Morgan Jr., WR (Tanner Lee) vs. Wisconsin Oct. 7, 2017        | 80    |

### Bowl Game Record

Quincy Enunwa, WR, (Tommy Armstrong Jr.) vs. Georgia, Jan. 1, 2014 99

### Most Field Goals Made in a Game

| Player, Opponent, Date  | FGM |
|---|-----|
| 1. Dale Klein, at Missouri, Oct. 19, 1985                             | 7   |
| 2. Alex Henery, at Virginia Tech, Sept. 19, 2009                      | 5   |
| Drew Brown, vs. Southern Miss, Sept. 26, 2015                         | 5   |
| 4. Paul Rogers, vs. Georgia, Dec. 20, 1969, Sun Bowl                  | 4   |
| Kris Brown, at Kansas St., Oct. 5, 1996                               | 4   |
| Kris Brown, vs. Texas A&M, Dec. 6, 1997                               | 4   |
| David Dyches, vs. Utah St., Sept. 6, 2003                             | 4   |
| David Dyches, vs. Penn St., Sept. 13, 2003                            | 4   |
| Jordan Congdon, vs. Maine, Sept. 3, 2005                              | 4   |
| Alex Henery, vs. W. Michigan, Aug. 30, 2008                           | 4   |
| Alex Henery, vs. Colorado, Nov. 28, 2008                              | 4   |
| Alex Henery, vs. Clemson, Jan. 1, 2009                                | 4   |
| Alex Henery, vs. Texas, Dec. 5, 2009                                  | 4   |
| Alex Henery, vs. Arizona, Dec. 30, 2009                               | 4   |
| Brett Maher, vs. Chattanooga, Sept. 3, 2011                           | 4   |
| Drew Brown, at Purdue, Oct. 28, 2017                                  | 4   |
| 17. 39 times, most recently Timmy Bleekrode, at Purdue, Oct. 15, 2022 | 3   |
| First time, Vic Halligan, T/PK, vs. Iowa, Nov. 21, 1914;              |     |
| Six times by Kris Brown, PK, 1995-98                                  |     |

### Bowl Game Record

Alex Henery, vs. Arizona, Dec. 30, 2009, Holiday Bowl 4  
 Alex Henery, vs. Clemson, Jan. 1, 2009, Gator Bowl 4  
 Paul Rogers, vs. Georgia, Dec. 20, 1969, Sun Bowl 4

### Top 10 Longest Field Goals

| Rk. | Player, Opponent, Date                              | Yards |
|-----|---|-------|
| 1.  | Alex Henery, vs. Colorado, Nov. 28, 2008            | 57    |
| 2.  | Paul Rogers, vs. Kansas, Oct. 18, 1969              | 55    |
|     | Billy Todd, vs. Kansas, Nov. 12, 1977               | 55    |
|     | Chris Drennan, vs. Northern Illinois, Sept. 9, 1989 | 55    |
|     | Tristan Alvano, vs. Purdue, Oct. 28, 2023           | 55    |
| 6.  | Rich Sanger, vs. Texas A&M, Sept. 16, 1972          | 54    |
|     | Brett Maher, at UCLA, Sept. 8, 2012                 | 54    |
| 8.  | Alex Henery, vs. Oklahoma, Dec. 4, 2010             | 53    |
| 9.  | Kevin Seibel, at Colorado, Oct. 25, 1980            | 52    |
|     | Alex Henery, vs. Texas, Dec. 5, 2009                | 52    |
|     | Alex Henery, at Oklahoma St., Oct. 23, 2010         | 52    |
|     | Brett Maher, at Iowa, Nov. 23, 2012                 | 52    |
| 13. | Paul Rogers, vs. Wyoming, Sept. 14, 1968            | 51    |
|     | Kris Brown, vs. Texas, Dec. 7, 1996                 | 51    |
|     | Brett Maher, at Michigan, Nov. 19, 2011             | 51    |
|     | Brett Maher, vs. Michigan, Oct. 27, 2012            | 51    |
|     | Drew Brown, vs. Purdue, Oct. 22, 2016               | 51    |
|     | Connor Culp, at Oklahoma, Sept. 18, 2021            | 51    |

### Bowl Game Record

Alex Henery, vs. Arizona, Dec. 30, 2009, Holiday Bowl 50  
 Josh Brown, vs. Northwestern, Dec. 30, 2000, Alamo Bowl 50  
 Gregg Barrios, vs. Miami, Jan. 1, 1989, Orange Bowl 50  
 Paul Rogers, vs. Georgia, Dec. 20, 1969, Sun Bowl 50

### Consecutive Field Goals Made

| Rk. | Player, Year         | FGM |
|-----|----------------------|-----|
| 1.  | Alex Henery, 2009-10 | 18  |
| 2.  | Kris Brown, 1997-98  | 17  |
| 3.  | Drew Brown, 2015-16  | 13  |
| 4.  | Alex Henery, 2007-08 | 12  |
| 5.  | Jordan Congdon, 2005 | 11  |
|     | Kris Brown, 1995-96  | 11  |

### Most Field Goals Made in a Season

| Rk. | Player, Year         | FGM |
|-----|----------------------|-----|
| 1.  | Alex Henery, 2009    | 24  |
| 2.  | Drew Brown, 2015     | 21  |
| 3.  | Brett Maher, 2012    | 20  |
| 4.  | Brett Maher, 2011    | 19  |
|     | Jordan Congdon, 2005 | 19  |

**Most Field Goals Made in a Career**

| Rk. | Player, Year          | FGM |
|-----|-----------------------|-----|
| 1.  | Alex Henery, 2007-10  | 68  |
| 2.  | Drew Brown, 2014-17   | 59  |
| 3.  | Kris Brown, 1995-98   | 57  |
| 4.  | Josh Brown, 1999-2002 | 43  |
| 5.  | Brett Maher, 2009-12  | 39  |

**Scoring Season**

Points: 174; Mike Rozier, IB, 1983

Points Per Game: 17.4; Bobby Reynolds, HB, 1950 (9 games, 157 points)

Touchdowns: 29; Mike Rozier, IB, 1983

Points By Kicking: 119; Brett Maher, PK, 2012

Conversions: 62; Kris Brown, PK, 1997 (62 att.)

Conversion Attempts: 62; Kris Brown, PK, 1997 (62 made)

PAT Kicks, No Misses: 62; Kris Brown, PK, 1997 (62 att.)

Field Goals: 24; Alex Henery, PK, 2009 (28 att.)

Field Goal Attempts: 28; Alex Henery, PK, 2009 (24 made)

Field-Goal Percentage (min. 5 att.): 100.0; Alex Henery, 2007 (8-8)

Perfect PAT Seasons (min 20 attempts): 17 times

1985: Dale Klein (38-38); 1987: Chris Drennan (53-53);

1988: Gregg Barrios (24-24); 1989: Gregg Barrios (57-57);

1997: Kris Brown (62-62); 2000: Josh Brown (60-60);

2002: Josh Brown (46-46); 2003: David Dyches (32-32);

2007: Alex Henery (45-45); 2009: Alex Henery (38-38);

2010: Alex Henery (54-54); 2012: Brett Maher (59-59);

2014: Drew Brown (59-59); 2016: Drew Brown (38-38);

2017: Drew Brown (37-37); 2020: Connor Culp (20-20);

2023: Tristan Alvano (27-27)

**Top 10 Points Scored in a Season**

| Rk. | Player, Pos., Year (TD, PAT, FG)         | Points |
|-----|--|--------|
| 1.  | Mike Rozier, IB, 1983 (29 TD)            | 174    |
| 2.  | Bobby Reynolds, HB, 1950 (22 TD, 25 PAT) | 157    |
| 3.  | Ahman Green, IB, 1997 (22 TD)            | 132    |
|     | Ameer Abdullah, IB, 2014 (22 TD)         | 132    |
| 5.  | Eric Crouch, QB, 2000 (20 TD)            | 120    |
| 6.  | Brett Maher, PK, 2012 (59 PAT, 20 FG)    | 119    |
| 7.  | Eric Crouch, QB, 2001 (19 TD, 1 PAT)     | 116    |
|     | Kris Brown, PK, 1997 (62 PAT, 18 FG)     | 116    |
| 9.  | Scott Frost, QB, 1997 (19 TD)            | 114    |
| 10. | Alex Henery, PK, 2009 (38 PAT, 24 FG)    | 110    |
|     | Alex Henery, PK, 2008 (56 PAT, 18 FG)    | 110    |

**Most Points Scored in a Season by Class**

Freshman: 101; Drew Brown, PK, 2014 (59 PAT, 14 FG)

Sophomore: 157; Bobby Reynolds, HB, 1950 (22 TD, 25 PAT)

Junior: 132; Ahman Green, IB, 1997 (22 TD)

Senior: 174; Mike Rozier, IB, 1983 (29 TD)

**Top 10 Touchdowns Scored in a Season**

| Rk. | Player, Pos., Year       | TD |
|-----|--------------------------|----|
| 1.  | Mike Rozier, IB, 1983    | 29 |
| 2.  | Ahman Green, IB, 1997    | 22 |
|     | Bobby Reynolds, HB, 1950 | 22 |
|     | Ameer Abdullah, IB, 2014 | 22 |
| 5.  | Eric Crouch, QB, 2000    | 20 |
| 6.  | Eric Crouch, QB, 2001    | 19 |
|     | Scott Frost, QB, 1997    | 19 |
| 8.  | Rex Burkhead, IB, 2011   | 17 |
|     | Eric Crouch, QB, 1999    | 17 |
|     | Mike Rozier, IB, 1982    | 17 |
|     | Johnny Rodgers, WB, 1972 | 17 |
|     | Johnny Rodgers, WB, 1971 | 17 |

**Scoring Career**

Points: 397; Alex Henery, PK, 2007-10

Points Per Game: 9.2; Bobby Reynolds, HB, 1950-52 (23 games, 211 points)

Touchdowns: 61; Eric Crouch, QB, 1998-01

Points By Kicking: 397; Alex Henery, 2007-10 (193 PAT, 68 FG)

Conversions: 217; Kris Brown, 1995-98 (222 att.)

Conversion Attempts: 222; Kris Brown, PK, 1995-98 (217 made)

Conversion Percentage (min. 80 att.): 99.5;

Alex Henery, 2007-10 (193-194)

Consecutive Conversions Made: 116; Alex Henery

Nov. 1, 2008-Dec. 30, 2010

Field Goals: 68; Alex Henery, 2007-10 (76 att.)

Field Goal Attempts: 77; Kris Brown, 1995-98 (57 made)

Field Goal Percentage (min. 10 att.): 89.5; Alex Henery, 2007-10 (68-76) (NCAA Record-min. 55 FGM)

Consecutive Field Goals Made: 18; Alex Henery, Dec. 5, 2009-Dec. 4, 2010

Consecutive Field Goals Made to Start Career: 12; Alex Henery, PK, 2007-08

**All-Purpose Yards Game**

Attempts: 41; Brandon Jackson, IB, vs. Colorado, Nov. 24, 2006 (190 yards)

Yards: 341; Ameer Abdullah IB, vs. Rutgers, Oct. 25, 2014 (23 att.)

Yards Per Attempt (min. 15 att.): 18.19; JD Spielman, WR, at Minnesota, Nov. 11, 2017 (16 att., 291 yards)

**Top 10 Games, All-Purpose Yards**

| Player, Pos., Opponent, Date (Attempts)                | Yards |
|--|-------|
| 1. Ameer Abdullah, IB, vs. Rutgers, Oct. 24, 2014 (23) | 341   |
| 2. Roy Helu Jr., IB, vs. Missouri, Oct. 30, 2010 (29)  | 321   |
| 3. Ameer Abdullah, IB, vs. Miami, Sept. 20, 2014 (40)  | 313   |
| 4. Calvin Jones, IB, at Kansas, Nov. 9, 1991 (28)      | 298   |
| 5. Trey Palmer, WR, at Purdue, Oct. 15, 2022 (8)       | 297   |
| 6. JD Spielman, WR, at Minnesota, Nov. 11, 2017 (16)   | 291   |
| 7. Rick Berns, IB, vs. Missouri, Nov. 18, 1978 (39)    | 289   |
| 8. Mike Rozier, IB, vs. Kansas, Nov. 12, 1983 (32)     | 285   |
| 9. I.M. Hipp, IB, vs. Indiana, Oct. 1, 1977 (29)       | 284   |
| 10. Jeff Smith, IB, vs. Minnesota, Sept. 15, 1984 (30) | 273   |

**Best All-Purpose Yard Games by Class**

Freshman: 298; Calvin Jones, IB, at Kansas, Nov. 9, 1991 (28 att.)

Sophomore: 284; I.M. Hipp, IB, vs. Indiana, Oct. 1, 1977 (29 att.)

Junior: 297; Trey Palmer, WR, at Purdue, Oct. 15, 2022 (8 att.)

Senior: 341; Ameer Abdullah, IB, vs. Rutgers, Oct. 25, 2014 (23 att.)

**All-Purpose Yards Season**

Attempts: 311; Ameer Abdullah, IB, 2013 (1,999 yards)

Yards: 2,486; Mike Rozier, IB, 1983 (296 att.)

Yards Per Attempt (min. 100 att.): 15.02; Johnny Rodgers, WB, 1971 (132 att., 1,983 yards)

Note: Niles Paul - 17.49 on 97 attempts (1,697 yards) in 2009; JD Spielman - 17.09 on 92 attempts (1,572 yards) in 2017

**Top 10 Seasons, All-Purpose Yards**

| Rk. | Player, Pos., Year (Attempts)          | Yards |
|-----|--|-------|
| 1.  | Mike Rozier, IB, 1983 (296 att.)       | 2,486 |
| 2.  | Ameer Abdullah, IB, 2014 (300 att.)    | 2,272 |
| 3.  | Johnny Rodgers, WB, 1972 (160 att.)    | 2,011 |
| 4.  | Ameer Abdullah, IB, 2013 (311 att.)    | 1,999 |
| 5.  | Johnny Rodgers, WB, 1971 (132 att.)    | 1,983 |
| 6.  | Ahman Green, IB, 1997 (278 att.)       | 1,982 |
| 7.  | Lawrence Phillips, IB, 1994 (308 att.) | 1,894 |
| 8.  | Ameer Abdullah, IB, 2012 (283 att.)    | 1,884 |
| 9.  | Mike Rozier, IB, 1982 (252 att.)       | 1,790 |
| 10. | Marlon Lucky, IB, 2007 (282 att.)      | 1,743 |

**Best All-Purpose Yard Seasons by Class**

Freshman: 1,572; JD Spielman, WR, 2017 (92 att.)

Sophomore: 1,894; Lawrence Phillips, IB, 1994 (308 att.)

Junior: 1,999; Ameer Abdullah, IB, 2013 (311 att.)

Senior: 2,486; Mike Rozier, IB, 1983 (296 att.)

**All-Purpose Yards Career**

Attempts: 978; Ameer Abdullah, IB, 2011-14 (7,186 yards)

Yards: 7,186; Ameer Abdullah, IB, 2011-14 (978 att.)

Yards Per Attempt (min. 200 att.): 17.05; Kenny Bell, WR, 2011-14 (239 att., 4,075 yards)

**Top 10 Careers, All-Purpose Yards**

| Player, Pos., Years (Attempts)                | Yards |
|---|-------|
| 1. Ameer Abdullah, IB, 2011-14 (978 att.)     | 7,186 |
| 2. Johnny Rodgers, WB, 1970-72 (406 att.)     | 5,586 |
| 3. Mike Rozier, IB, 1981-83 (708 att.)        | 5,445 |
| 4. Ahman Green, IB, 1995-97 (614 att.)        | 4,280 |
| 5. Marlon Lucky, IB, 2005-08 (521 att.)       | 4,214 |
| 6. Niles Paul, WR, 2007-10 (249 att.)         | 4,122 |
| 7. Kenny Bell, WR, 2011-14 (239 att.)         | 4,075 |
| 8. Rex Burkhead, IB, 2009-10-11-12 (706 att.) | 3,953 |
| 9. Roy Helu Jr., IB, 2007-10 (632 att.)       | 3,905 |
| 10. JD Spielman, WR, 2017-2019 (247 att.)     | 3,725 |

# 1,000 Yard Career Rushers

(Totals do not include bowl games from 1946 to 2001. The NCAA began including bowl games in statistics in 2002. 100G indicates career 100-yard rushing games including bowl performances.)

| Player, Position, Years                   | Att. | Gain  | Loss | Net          | Avg. | TD | 100G |
|---|------|-------|------|--------------|------|----|------|
| 1. Mike Rozier, IB, 1981-82-83            | 668  | 4,837 | 57   | <b>4,780</b> | 7.16 | 49 | 26   |
| 2. Ameer Abdullah, IB, 2011-12-13-14      | 813  | 4,744 | 156  | <b>4,588</b> | 5.64 | 39 | 24   |
| 3. Ahman Green, IB, 1995-96-97            | 574  | 3,989 | 109  | <b>3,880</b> | 6.76 | 42 | 20   |
| 4. Eric Crouch, QB, 1998-99-00-01         | 648  | 3,950 | 516  | <b>3,434</b> | 5.30 | 59 | 17   |
| 5. Roy Helu Jr., IB, 2007-08-09-10        | 578  | 3,536 | 132  | <b>3,404</b> | 5.89 | 28 | 10   |
| 6. Rex Burkhead, IB, 2009-10-11-12        | 635  | 3,441 | 112  | <b>3,329</b> | 5.24 | 30 | 13   |
| 7. Calvin Jones, IB, 1991-92-93           | 461  | 3,215 | 62   | <b>3,153</b> | 6.84 | 40 | 16   |
| 8. Ken Clark, IB, 1987-88-89              | 494  | 3,112 | 75   | <b>3,037</b> | 6.15 | 29 | 12   |
| 9. Taylor Martinez, QB, 2010-11-12-13     | 585  | 3,747 | 767  | <b>2,975</b> | 5.09 | 31 | 13   |
| 10. I.M. Hipp, IB, 1977-78-79             | 495  | 2,913 | 99   | <b>2,814</b> | 5.68 | 21 | 10   |
| 11. Lawrence Phillips, IB, 1993-94-95     | 449  | 2,886 | 109  | <b>2,777</b> | 6.18 | 30 | 15   |
| 12. Dahrnan Diedrick, IB, 1999-00-01-02   | 502  | 2,837 | 92   | <b>2,745</b> | 5.47 | 26 | 8    |
| 13. Cory Ross, IB, 2002-03-04-05          | 597  | 2,877 | 134  | <b>2,743</b> | 4.59 | 17 | 12   |
| 14. Derek Brown, IB, 1990-91-92           | 458  | 2,784 | 85   | <b>2,699</b> | 5.89 | 23 | 12   |
| 15. Jammal Lord, QB, 2000-01-02-03        | 516  | 3,118 | 545  | <b>2,573</b> | 4.99 | 24 | 8    |
| 16. Correll Buckhalter, IB, 1997-98-99-00 | 413  | 2,587 | 65   | <b>2,522</b> | 6.11 | 27 | 11   |
| 17. Keith Jones, IB, 1984-85-86-87        | 398  | 2,577 | 89   | <b>2,488</b> | 6.25 | 32 | 10   |
| 18. Dan Alexander, IB, 1997-98-99-00      | 402  | 2,532 | 76   | <b>2,456</b> | 6.11 | 20 | 14   |
| 19. Rick Berns, IB, 1976-77-78            | 440  | 2,478 | 29   | <b>2,449</b> | 5.57 | 28 | 9    |
| 20. Roger Craig, IB, 1979-80-81-82        | 407  | 2,493 | 47   | <b>2,446</b> | 6.01 | 26 | 7    |
| 21. Marlon Lucky, IB, 2005-06-07-08       | 515  | 2,508 | 115  | <b>2,393</b> | 4.65 | 22 | 8    |
| 22. Adrian Martinez, QB, 2018-19-20-21    | 508  | 2,964 | 663  | <b>2,301</b> | 4.53 | 35 | 7    |
| 23. Jeff Kinney, HB, 1969-70-71           | 545  | 2,295 | 51   | <b>2,244</b> | 4.12 | 29 | 6    |
| 24. Terrell Newby, IB, 2013-14-15-16      | 458  | 2,300 | 61   | <b>2,239</b> | 4.89 | 20 | 5    |
| 25. Doug DuBose, IB, 1982-84-85           | 362  | 2,250 | 45   | <b>2,205</b> | 6.09 | 16 | 14   |
| 26. Devine Ozigbo, IB, 2015-16-17-18      | 420  | 2,264 | 61   | <b>2,203</b> | 5.25 | 21 | 9    |
| 27. Bobby Reynolds, HB, 1950-51-52        | 378  | 2,386 | 190  | <b>2,196</b> | 5.81 | 24 | 9    |
| 28. Jarvis Redwine, IB, 1979-80           | 304  | 2,213 | 52   | <b>2,161</b> | 7.11 | 17 | 10   |
| 29. Tony Davis, IB/FB, 1973-74-75         | 501  | 2,195 | 42   | <b>2,153</b> | 4.30 | 17 | 7    |
| 30. Steve Taylor, QB, 1985-86-87-88       | 431  | 2,560 | 435  | <b>2,125</b> | 4.93 | 32 | 6    |
| 31. Monte Anthony, IB, 1974-75-76-77      | 463  | 2,126 | 49   | <b>2,077</b> | 4.49 | 18 | 5    |
| 32. Jeff Smith, IB, 1980-82-83-84         | 315  | 2,014 | 22   | <b>1,992</b> | 6.32 | 19 | 5    |
| 33. Joe Orduna, HB, 1967-68-70            | 489  | 2,070 | 102  | <b>1,968</b> | 4.02 | 26 | 4    |
| 34. Tommie Frazier, QB, 1992-93-94-95     | 367  | 2,231 | 276  | <b>1,955</b> | 5.33 | 36 | 3    |
| 35. Tommy Armstrong Jr., QB 2013-14-15-16 | 423  | 2,286 | 467  | <b>1,819</b> | 4.30 | 23 | 2    |
| 36. Andra Franklin, FB, 1977-78-79-80     | 324  | 1,753 | 15   | <b>1,738</b> | 5.36 | 10 | 3    |
| 37. Leodis Flowers, IB, 1988-89-90        | 247  | 1,668 | 33   | <b>1,635</b> | 6.62 | 18 | 7    |
| 38. Harry Wilson, HB, 1964-65-66          | 318  | 1,683 | 73   | <b>1,610</b> | 5.06 | 10 | 3    |
| 39. Imani Cross, IB, 2012-13-14-15        | 327  | 1,654 | 55   | <b>1,599</b> | 4.89 | 28 | 3    |
| 40. Damon Benning, IB, 1993-94-95-96      | 270  | 1,623 | 61   | <b>1,562</b> | 5.79 | 20 | 3    |
| 41. Scott Frost, QB, 1996-97              | 302  | 1,778 | 245  | <b>1,533</b> | 5.08 | 28 | 3    |
| 42. Bob Smith, HB, 1952-53-54             | 316  | 1,595 | 70   | <b>1,525</b> | 4.83 | 9  | 4    |
| 43. Dick Davis, FB, 1966-67-68            | 349  | 1,564 | 87   | <b>1,477</b> | 4.23 | 4  | 3    |
| 44. Joel Makovicka, FB, 1995-96-97-98     | 247  | 1,458 | 11   | <b>1,447</b> | 5.86 | 13 | 2    |
| 45. Brandon Jackson, IB, 2004-05-06       | 291  | 1,475 | 44   | <b>1,431</b> | 4.92 | 14 | 4    |
| 46. Tom Rathman, FB, 1981-83-84-85        | 220  | 1,429 | 4    | <b>1,425</b> | 6.48 | 12 | 4    |
| 47. John O'Leary, IB, 1973-74-75          | 293  | 1,461 | 37   | <b>1,424</b> | 4.86 | 14 | 2    |
| 48. Tyreese Knox, IB, 1985-86-87-88       | 209  | 1,391 | 33   | <b>1,358</b> | 6.50 | 12 | 6    |
| 49. Bill Thornton, FB/HB, 1960-61-62      | 295  | 1,388 | 60   | <b>1,328</b> | 4.50 | 12 | 3    |
| Anthony Grant, RB, 2022-23                | 322  | 1,394 | 66   | <b>1,328</b> | 4.12 | 9  | 6    |
| 51. Turner Gill, QB, 1980-81-82-83        | 290  | 1,593 | 276  | <b>1,317</b> | 4.54 | 18 | 1    |
| 52. Craig Johnson, IB, 1978-79-80         | 203  | 1,293 | 20   | <b>1,273</b> | 6.27 | 18 | 6    |
| 53. Bill Mueller, HB, 1947-48-49-50       | 321  | 1,406 | 190  | <b>1,216</b> | 3.79 | 5  | 2    |
| 54. Gerry Gdowski, QB, 1987-88-89         | 152  | 1,281 | 70   | <b>1,211</b> | 7.97 | 17 | 3    |
| 55. Willie Greenlaw, HB, 1954-55-56       | 212  | 1,251 | 89   | <b>1,162</b> | 5.48 | 10 | 2    |
| 56. Imani Cross, IB, 2012-13-14-15        | 215  | 1,184 | 29   | <b>1,155</b> | 5.37 | 22 | 3    |
| 57. DeAngelo Evans, IB, 1996-98-99        | 224  | 1,182 | 40   | <b>1,142</b> | 5.10 | 18 | 5    |
| 58. Dedrick Mills, RB, 2019-20            | 227  | 1,187 | 46   | <b>1,141</b> | 5.03 | 13 | 3    |
| 59. Willie Ross, HB, 1961-62-63           | 226  | 1,188 | 63   | <b>1,125</b> | 4.98 | 8  | 2    |
| 60. David Horne, IB, 2002-03-04           | 246  | 1,188 | 64   | <b>1,124</b> | 4.57 | 11 | 4    |
| 61. Mickey Joseph, QB, 1988-89-90-91      | 180  | 1,198 | 107  | <b>1,091</b> | 6.06 | 16 | 1    |
| 62. Jerry Brown, FB, 1955-56-57           | 226  | 1,094 | 6    | <b>1,088</b> | 4.81 | 6  | 2    |
| 63. Paul Miles, IB, 1983-84-85            | 156  | 1,097 | 23   | <b>1,074</b> | 6.88 | 9  | 2    |
| 64. Bryan Carpenter, FB, 1987-88-89       | 170  | 1,069 | 5    | <b>1,064</b> | 6.26 | 7  | 1    |
| 65. Ben Gregory, HB, 1965-66-67           | 260  | 1,069 | 45   | <b>1,024</b> | 3.94 | 9  | 2    |
| 66. Frank Solich, FB, 1963-64-65          | 196  | 1,054 | 44   | <b>1,010</b> | 5.15 | 6  | 1    |
| 67. Lance Lewis, FB, 1988-90-91-92        | 163  | 1,012 | 4    | <b>1,008</b> | 6.18 | 6  | 0    |
| 68. Gary Dixon, HB, 1971-72               | 269  | 1,042 | 35   | <b>1,007</b> | 3.74 | 14 | 1    |

# 1,000 Career Passing Yards

(Based on total passing yardage. Totals do not include bowl games from 1946 to 2001. The NCAA began including bowl games in statistics in 2002.)

| Player, Years                             | Att.  | Comp. | Pct. | INT | TD | Rating | Yards |
|---|-------|-------|------|-----|----|--------|-------|
| 1. Tommy Armstrong Jr., QB, 2013-14-15-16 | 1,172 | 625   | 53.3 | 44  | 67 | 128.3  | 8,871 |
| 2. Adrian Martinez, QB, 2018-19-20-21     | 1,055 | 670   | 63.5 | 30  | 45 | 139.5  | 8,491 |
| 3. Taylor Martinez, QB, 2010-11-12-13     | 962   | 575   | 59.8 | 29  | 56 | 136.3  | 7,258 |
| 4. Zac Taylor, QB, 2005-06                | 821   | 470   | 57.2 | 20  | 45 | 130.3  | 5,850 |
| 5. Joe Ganz, QB, 2006-07-08               | 585   | 381   | 65.1 | 18  | 44 | 157.4  | 5,125 |
| 6. Dave Humm, QB, 1972-73-74              | 637   | 353   | 55.4 | 36  | 41 | 131.7  | 5,035 |
| 7. Jerry Tagge, QB, 1969-70-71            | 581   | 348   | 59.9 | 19  | 32 | 139.5  | 4,704 |
| 8. Eric Crouch, QB, 1998-99-00-01         | 606   | 312   | 51.5 | 25  | 29 | 121.1  | 4,481 |
| 9. Tommie Frazier, QB, 1992-93-94-95      | 469   | 232   | 49.5 | 11  | 43 | 138.1  | 3,521 |
| 10. Turner Gill, QB, 1980-81-82-83        | 428   | 231   | 54.0 | 11  | 34 | 140.1  | 3,317 |
| 11. Vince Ferragamo, QB, 1975-76          | 389   | 224   | 57.6 | 13  | 32 | 147.7  | 3,224 |
| 12. Tanner Lee, QB, 2017                  | 428   | 246   | 57.5 | 16  | 23 | 129.2  | 3,143 |
| 13. Jammal Lord, QB, 2000-01-02-03        | 404   | 193   | 47.8 | 22  | 18 | 110.8  | 2,848 |
| 14. Steve Taylor, QB, 1985-86-87-88       | 404   | 184   | 45.5 | 24  | 30 | 116.7  | 2,815 |
| 15. Scott Frost, QB, 1996-97              | 359   | 192   | 53.5 | 7   | 18 | 128.8  | 2,677 |
| 16. Bob Churchich, QB, 1964-65-66         | 342   | 179   | 52.3 | 18  | 15 | 116.1  | 2,434 |
| 17. Sam Keller, QB, 2007                  | 325   | 205   | 63.1 | 10  | 14 | 133.7  | 2,422 |
| 18. Casey Thompson, QB, 2022              | 274   | 173   | 63.1 | 10  | 17 | 150.1  | 2,407 |
| 19. Tom Sorley, QB, 1976-77-78            | 256   | 148   | 57.8 | 13  | 15 | 140.2  | 2,230 |
| 20. Zac Lee, QB, 2008-09                  | 304   | 178   | 58.6 | 10  | 14 | 126.5  | 2,148 |
| 21. Joe Dailey, QB, 2003-04               | 324   | 162   | 50.0 | 21  | 19 | 111.9  | 2,142 |
| 22. Jeff Quinn, QB, 1978-79-80            | 254   | 147   | 57.9 | 11  | 18 | 138.9  | 2,005 |
| 23. Brook Berringer, QB, 1992-93-94-95    | 231   | 137   | 59.3 | 6   | 12 | 135.6  | 1,769 |
| 24. Frank Patrick, QB, 1967-68-69         | 300   | 143   | 47.7 | 18  | 8  | 93.7   | 1,760 |
| 25. Dennis Claridge, QB, 1961-62-63       | 298   | 125   | 41.9 | 14  | 8  | 90.3   | 1,733 |
| 26. John Bordogna, QB, 1951-52-53         | 271   | 113   | 41.7 | 20  | 6  | 84.4   | 1,618 |
| 27. Keithen McCant, QB, 1989-90-91        | 172   | 99    | 57.6 | 9   | 13 | 146.3  | 1,486 |
| 28. Van Brownson, QB, 1969-70-71          | 237   | 128   | 54.0 | 9   | 12 | 114.7  | 1,455 |
| 29. Gerry Gdowski, QB, 1987-88-89         | 146   | 77    | 52.7 | 2   | 19 | 173.4  | 1,398 |
| 30. Fran Nagle, QB, 1949-50               | 190   | 79    | 41.6 | 14  | 13 | 106.4  | 1,289 |
| 31. Fred Duda, QB, 1963-64-65             | 202   | 84    | 41.6 | 16  | 8  | 87.1   | 1,161 |
| 32. Mike Grant, QB, 1989-90-92            | 178   | 86    | 48.3 | 9   | 11 | 109.8  | 1,086 |
| 33. Ryker Fyfe, QB, 2013-14-15-16         | 165   | 87    | 52.7 | 6   | 10 | 118.6  | 1,043 |

# 1,000 Career Receiving Yards

(Based on total yards. Totals do not include bowl games from 1946 to 2001. The NCAA began including bowl games in statistics in 2002.)

| Player, Years                               | No. | Yards | Avg. | TD |
|---|-----|-------|------|----|
| 1. Stanley Morgan Jr., WR, 2015-16-17-18    | 189 | 2,747 | 14.5 | 22 |
| 2. Kenny Bell, WR, 2011-12-13-14            | 181 | 2,689 | 14.9 | 21 |
| 3. JD Spielman, WR, 2017-18-19              | 170 | 2,546 | 15.0 | 15 |
| 4. Johnny Rodgers, WB, 1970-71-72           | 143 | 2,479 | 17.3 | 25 |
| 5. Nate Swift, WR, 2005-06-07-08            | 166 | 2,476 | 14.9 | 22 |
| 6. Jordan Westerkamp, WR, 2013-14-15-16     | 167 | 2,474 | 14.8 | 18 |
| 7. Terrence Nunn, WR, 2004-05-06-07         | 136 | 1,762 | 12.9 | 11 |
| 8. Todd Peterson, WR, 2005-06-07-08         | 108 | 1,602 | 14.8 | 13 |
| 9. Niles Paul, WR, 2007-08-09-10            | 103 | 1,532 | 14.9 | 5  |
| 10. Quincy Enunwa, WR, 2010-11-12-13        | 115 | 1,526 | 13.3 | 15 |
| 11. Matt Davison, SE, 1997-98-99-00         | 93  | 1,456 | 15.7 | 6  |
| 12. Maurice Purify, WR, 2006-07             | 91  | 1,444 | 15.9 | 16 |
| 13. Marlon Lucky, IB, 2005-06-07-08         | 135 | 1,379 | 10.2 | 4  |
| 14. De'Mornay Pierson-El, WR, 2014-15-16-17 | 100 | 1,309 | 13.1 | 11 |
| 15. Brandon Reilly, WR, 2013-14-15-16       | 70  | 1,275 | 18.2 | 6  |
| 16. Matt Herian, TE, 2002-03-04-06          | 65  | 1,243 | 19.1 | 12 |
| 17. Irving Fryar, WB, 1981-82-83            | 67  | 1,196 | 17.9 | 11 |
| 18. Guy Ingles, SE, 1968-69-70              | 74  | 1,157 | 15.6 | 11 |
| 19. Tracey Wistrom, TE, 1998-99-00-01       | 58  | 1,150 | 19.8 | 10 |
| 20. Todd Brown, SE, 1980-81-82              | 65  | 1,092 | 16.8 | 12 |
| 21. Tim Smith, SE, 1977-78-79               | 72  | 1,089 | 15.1 | 3  |
| 22. Bobby Thomas, SE, 1974-75-76            | 56  | 1,083 | 19.3 | 14 |
| 23. Jon Bostick, SE, 1989-90-91             | 55  | 1,083 | 19.7 | 15 |
| 24. Mike McNeill, TE, 2007-08-09-10         | 82  | 1,072 | 13.1 | 11 |
| 25. Kyler Reed, TE, 2009-10-11-12           | 67  | 1,063 | 15.9 | 11 |
| 26. Chuck Malito, SE, 1974-75-76            | 56  | 1,057 | 18.9 | 8  |
| 27. Junior Miller, TE, 1977-78-79           | 55  | 1,045 | 19.0 | 12 |
| 28. Trey Palmer, WR, 2022                   | 71  | 1,043 | 14.7 | 9  |

## 50 Career Receptions

(Based on total receptions. Totals do not include bowl games from 1946 to 2001. The NCAA began including bowl games in statistics in 2002.)

| Player, Years                               | No. | Yards | Avg. | TD |
|---|-----|-------|------|----|
| 1. Stanley Morgan Jr., WR, 2015-16-17-18    | 189 | 2,747 | 14.5 | 22 |
| 2. Kenny Bell, WR, 2011-12-13-14            | 181 | 2,689 | 14.9 | 21 |
| 3. JD Spielman, WR, 2017-18-19              | 170 | 2,546 | 15.0 | 15 |
| 4. Jordan Westerkamp, WR, 2013-14-15-16     | 167 | 2,474 | 14.8 | 18 |
| 5. Nate Swift, WR, 2005-06-07-08            | 166 | 2,476 | 14.9 | 22 |
| 6. Johnny Rodgers, WB, 1970-71-72           | 143 | 2,479 | 17.3 | 25 |
| 7. Terrence Nunn, WR, 2004-05-06-07         | 136 | 1,762 | 12.9 | 11 |
| 8. Marlon Lucky, IB, 2005-06-07-08          | 135 | 1,379 | 10.2 | 4  |
| 9. Quincy Enunwa, WR, 2010-11-12-13         | 115 | 1,526 | 13.3 | 15 |
| 10. Todd Peterson, WR, 2005-06-07-08        | 108 | 1,602 | 14.8 | 13 |
| 11. Niles Paul, WR, 2007-08-09-10           | 103 | 1,532 | 14.9 | 5  |
| 12. De'Mornay Pierson-El, WR, 2014-15-16-17 | 100 | 1,309 | 13.1 | 11 |
| 13. Matt Davison, SE, 1997-98-99-00         | 93  | 1,456 | 15.7 | 6  |
| 14. Maurice Purify, WR, 2006-07             | 91  | 1,444 | 15.9 | 16 |
| Wan'Dale Robinson, WR, 2019-20              | 91  | 914   | 10.0 | 3  |
| 16. Jeff Kinney, HB, 1969-70-71             | 82  | 864   | 10.5 | 3  |
| Mike McNeill, TE, 2007-08-09-10             | 82  | 1,072 | 13.1 | 11 |
| 18. Brandon Kinnie, WR, 2009-10-11          | 81  | 892   | 11.0 | 6  |
| 19. Guy Ingles, SE, 1968-69-70              | 74  | 1,157 | 15.6 | 11 |
| 20. Jamal Turner, WR, 2011-12-13-15         | 73  | 892   | 12.2 | 4  |
| Ameer Abdullah, IB, 2011-12-13-14           | 73  | 690   | 9.5  | 7  |
| 22. Tim Smith, SE, 1977-78-79               | 72  | 1,089 | 15.1 | 3  |
| 23. Cory Ross, IB, 2002-03-04-05            | 71  | 729   | 10.3 | 5  |
| 24. Trey Palmer, WR, 2022                   | 71  | 1,043 | 14.7 | 9  |
| 25. Brandon Reilly, WR, 2013-14-15-16       | 70  | 1,275 | 18.2 | 6  |
| 26. Wilson Thomas, SE, 1999-00-01-02        | 68  | 969   | 14.3 | 6  |
| 27. Kyler Reed, TE, 2009-10-11-12           | 67  | 1,063 | 15.9 | 11 |
| 28. Irving Fryar, WB, 1981-82-83            | 67  | 1,196 | 17.9 | 11 |
| 29. Tom Penney, SE, 1966-67-68              | 66  | 926   | 14.0 | 2  |
| 30. Todd Brown, SE, 1980-81-82              | 65  | 1,092 | 16.8 | 12 |
| Matt Herian, TE, 2002-03-04-06              | 65  | 1,243 | 19.1 | 12 |
| Austin Allen, TE, 2018-19-20-21             | 65  | 975   | 15.0 | 3  |
| 33. Ross Pilkington, WR, 2002-03-04         | 63  | 976   | 15.5 | 4  |
| 34. Abdul Muhammad, WB, 1991-92-93-94       | 61  | 938   | 15.4 | 6  |
| Jerry List, TE, 1970-71-72                  | 61  | 901   | 14.8 | 5  |
| Dennis Richnafsky, SE, 1965-66-67           | 61  | 676   | 11.1 | 5  |
| Jack Stoll, TE, 2017-18-19-20               | 61  | 657   | 10.8 | 6  |
| 38. Alonzo Moore, WR, 2013-14-15-16         | 60  | 981   | 16.4 | 8  |
| Rex Burkhead, IB, 2009-10-11-12             | 60  | 507   | 8.5  | 5  |
| 40. Cethan Carter, TE, 2013-14-15-16        | 59  | 744   | 13.9 | 4  |
| Tracey Wistrom, TE, 1998-99-00-01           | 58  | 1,150 | 19.8 | 10 |
| 42. Bobby Thomas, SE, 1974-75-76            | 56  | 1,083 | 19.3 | 14 |
| Chuck Malito, SE, 1974-75-76                | 56  | 1,057 | 18.9 | 8  |
| 44. Jon Bostick, SE, 1989-90-91             | 55  | 1,083 | 19.7 | 15 |
| Junior Miller, TE, 1977-78-79               | 55  | 1,045 | 19.0 | 12 |
| 46. Frantz Hardy, WR, 2005-06-07            | 54  | 971   | 17.9 | 7  |
| Roy Helu Jr., IB, 2007-08-09-10             | 54  | 501   | 9.3  | 0  |
| 48. Terrell Newby, IB, 2013-14-15-16        | 53  | 354   | 6.7  | 2  |
| Tony Davis, IB/FB, 1973-74-75               | 53  | 499   | 9.4  | 4  |
| Jim McFarland, TE, 1968-69                  | 53  | 625   | 11.8 | 4  |
| 51. Ritch Bahe, WB, 1972-73-74              | 52  | 707   | 13.6 | 4  |
| 52. Dave Shamblin, SE, 1973-74-75           | 50  | 871   | 17.4 | 4  |

# Top 50 Career Scorers

(Totals do not include bowl games from 1946 to 2001. The NCAA began including bowl games in statistics in 2002.)

| Rk. | Player, Years                          | TD | PAT     | 2PAT | FG    | TP  |
|-----|--|----|---------|------|-------|-----|
| 1.  | Alex Henery, PK, 2007-08-09-10         | 0  | 193-194 | 0    | 68-76 | 397 |
| 2.  | Kris Brown, PK, 1995-96-97-98          | 0  | 217-222 | 0    | 57-77 | 388 |
| 3.  | Eric Crouch, QB, 1998-99-00-01         | 61 | 0       | 1    | 0     | 368 |
| 4.  | Drew Brown, PK, 2014-15-16-17          | 0  | 178-180 | 0    | 59-76 | 355 |
| 5.  | Josh Brown, PK, 1999-00-01-02          | 0  | 186-190 | 0    | 43-62 | 315 |
| 6.  | Mike Rozier, IB, 1981-82-83            | 52 | 0       | 0    | 0     | 312 |
| 7.  | Ameer Abdullah, IB, 2011-12-13-14      | 48 | 0       | 0    | 0     | 288 |
| 8.  | Ahman Green, IB, 1995-96-97            | 45 | 0       | 0    | 0     | 270 |
| 9.  | Johnny Rodgers, WB, 1970-71-72         | 44 | 0       | 0    | 0     | 264 |
| 10. | Calvin Jones, IB, 1991-92-93           | 42 | 0       | 0    | 0     | 252 |
| 11. | Tommie Frazier, QB, 1992-93-94-95      | 36 | 0       | 3    | 0     | 222 |
|     | Byron Bennett, PK, 1990-91-92-93       | 0  | 150-156 | 0    | 24-39 | 222 |
| 13. | Brett Maher, PK/P, 2009-10-11-12       | 0  | 102-103 | 0    | 39-50 | 219 |
| 14. | Adrian Martinez, QB, 2018-19-20-21     | 35 | 0       | 3    | 0     | 216 |
| 15. | Bobby Reynolds, HB/PK, 1950-51-52      | 28 | 40-49   | 0    | 1-2   | 211 |
| 16. | Rex Burkhead, IB, 2009-10-11-12        | 35 | 0-0     | 0    | 0-0   | 210 |
| 17. | Gregg Barrios, PK, 1986-88-89-90       | 0  | 127-129 | 0    | 26-35 | 205 |
| 18. | Rich Sanger, PK, 1971-72-73            | 0  | 149-161 | 0    | 18-35 | 203 |
| 19. | Keith Jones, IB, 1984-85-86-87         | 33 | 0       | 1    | 0     | 200 |
| 20. | Kevin Seibel, PK, 1980-81-82           | 0  | 151-156 | 0    | 16-30 | 199 |
| 21. | Dale Klein, PK, 1984-85-86             | 0  | 115-118 | 0    | 27-41 | 196 |
| 22. | Steve Taylor, QB, 1985-86-87-88        | 32 | 0       | 1    | 0     | 194 |
|     | Jeff Kinney, HB, 1969-70-71            | 32 | 0       | 1    | 0     | 194 |
| 24. | Taylor Martinez, QB, 2010-11-12-13     | 31 | 0       | 1    | 0     | 188 |
| 25. | Lawrence Phillips, IB, 1993-94-95      | 30 | 0       | 0    | 0     | 180 |
|     | Rick Berns, IB/FB, 1976-77-78          | 30 | 0       | 0    | 0     | 180 |
| 27. | Ken Clark, IB, 1987-88-89              | 29 | 0       | 1    | 0     | 176 |
| 28. | Imani Cross, IB, 2012-13-14-15         | 28 | 0       | 0    | 0     | 168 |
|     | Scott Frost, QB, 1996-97               | 28 | 0       | 0    | 0     | 168 |
|     | Roy Helu Jr., RB, 2007-08-09-10        | 28 | 0       | 0    | 0     | 168 |
| 31. | Joe Orduna, HB, 1967-68-69             | 27 | 0       | 1    | 0     | 164 |
| 32. | Correll Buckhalter, IB, 1997-98-99-00  | 27 | 0       | 0    | 0     | 162 |
| 33. | Marlon Lucky, IB, 2005-06-07-08        | 26 | 0       | 1    | 0     | 158 |
|     | Jordan Congdon, PK, 2005-06            | 0  | 86-88   | 0    | 24-30 | 158 |
| 35. | Dahrnan Diedrick, IB, 1999-00-01-02    | 26 | 0       | 0    | 0     | 156 |
|     | Roger Craig, IB, 1980-81-82            | 26 | 0       | 0    | 0     | 156 |
| 37. | Paul Rogers, PK, 1968-69-70            | 0  | 89-96   | 0    | 20-47 | 149 |
| 38. | Tommy Armstrong Jr., QB, 2013-14-15-16 | 24 | 0       | 3    | 0     | 144 |
|     | Nate Swift, WR, 2005-06-07-08          | 23 | 0       | 3    | 0     | 144 |
|     | Jammal Lord, QB, 2000-01-02-03         | 24 | 0       | 0    | 0     | 144 |
|     | Derek Brown, IB, 1990-91-92            | 24 | 0       | 0    | 0     | 144 |
| 42. | Jeff Smith, IB, 1982-83-84             | 23 | 0       | 1    | 0     | 140 |
|     | Kenny Bell, WR, 2011-12-13-14          | 23 | 0       | 1    | 0     | 140 |
| 44. | Billy Todd, PK, 1977-78                | 0  | 70-71   | 0    | 22-34 | 136 |
| 45. | Stanley Morgan Jr., WR, 2015-18        | 22 | 0       | 1    | 0     | 134 |
| 46. | Terrell Newby, IB, 2013-14-15-16       | 22 | 0       | 0    | 0     | 132 |
|     | Cory Ross, IB, 2002-03-04-05           | 22 | 0       | 0    | 0     | 132 |
| 48. | Chris Drennan, PK, 1985-87-88-89       | 0  | 88-90   | 0    | 14-20 | 130 |
| 49. | I.M. Hipp, IB, 1977-78-79              | 21 | 0       | 1    | 0     | 128 |
|     | Tony Davis, IB/FB, 1973-74-75          | 21 | 0       | 1    | 0     | 128 |
|     | Devine Ozigbo, IB, 2015-18             | 21 | 0       | 0    | 0     | 126 |

## Career Tackle Leaders

(170 or more career tackles. Totals do not include bowl games from 1965 to 2001. The NCAA began including bowl games in statistics in 2002.)

| Player, Years                             | UT  | AT  | TT  | For Loss   | Sacks      |
|---|-----|-----|-----|------------|------------|
| 1. Barrett Ruud, MLB, 2001-02-03-04       | 218 | 214 | 432 | 50/120     | 8/48       |
| 2. Jerry Murtaugh, SLB, 1968-69-70        | 148 | 194 | 342 | 12/44      | NA*        |
| 3. Luke Reimer, LB, 2019-20-21-22-23      | 157 | 136 | 293 | 23/85      | 9/49       |
| 4. Mike Brown, ROV, 1996-97-98-99         | 137 | 150 | 287 | 17/57      | 2/20       |
| 5. Lavonte David, LB, 2010-11             | 149 | 136 | 285 | 28/124     | 11.5/96    |
| 6. Dedrick Young, LB, 2015-16-17-18       | 134 | 150 | 284 | 16/25      | 2/8        |
| 7. Lee Kunz, SLB, 1976-77-78              | 119 | 157 | 276 | 10/19      | NA*        |
| 8. Nathan Gerry, S, 2013-14-15-16         | 163 | 110 | 273 | 19/31      | 2/12       |
| Clete Pillen, LB, 1974-75-76              | 124 | 149 | 273 | 2/6        | NA*        |
| 10. Steve Damkroger, SLB, 1979-80-81-82   | 157 | 112 | 269 | 20/93      | 2/15*      |
| 11. Ed Stewart, LB, 1991-92-93-94         | 111 | 146 | 257 | 18/77      | 9/56       |
| 12. Marc Munford, WLB, 1983-84-85-86      | 153 | 103 | 256 | 15/68      | 5/38       |
| 13. Jim Wightman, WLB, 1975-76-77         | 98  | 156 | 254 | 2/7        | NA*        |
| 14. Trev Alberts, OLB, 1990-91-92-93      | 105 | 143 | 248 | 45/242     | 29.5/196   |
| 15. Will Compton, LB, 2009-10-11-12       | 101 | 146 | 247 | 15/50      | 5/38       |
| 16. Mike Knox, SLB, 1981-82-83-85         | 124 | 121 | 245 | 12/36      | 2/18       |
| Mohamed Barry, LB, 2016-17-18-19          | 111 | 134 | 245 | 16/53      | 3.0/22     |
| 18. Broderick Thomas, OLB, 1985-86-87-88  | 143 | 99  | 242 | 39/216     | 22.5/149   |
| 19. Corey McKeon, LB, 2004-05-06-07       | 127 | 113 | 240 | 36/136     | 9/74       |
| 20. Wayne Meylan, MG, 1965-66-67          | 118 | 120 | 238 | NA*        | NA*        |
| 21. Jay Foreman, MLB, 1995-96-97-98       | 69  | 164 | 233 | 15/44      | 5/30       |
| 22. Josh Banderas, LB, 2013-14-15-16      | 105 | 127 | 232 | 20/39      | 2.5/13     |
| 23. Carlos Polk, MLB, 1997-98-99-00       | 93  | 134 | 227 | 32/134     | 10/88      |
| 24. Daniel Bullocks, SS, 2002-03-04-05    | 133 | 93  | 226 | 12/32      | 1/12       |
| 25. Larry Asante, SS, 2007-08-09          | 127 | 97  | 224 | 3/6        | 1/4        |
| 26. Travis Hill, OLB, 1989-90-91-92       | 100 | 121 | 221 | 37.5/186.5 | 16.5/123.5 |
| 27. Ken Geddes, MG, 1967-68-69            | 89  | 131 | 220 | 10/48      | NA*        |
| Mike Anderson, ILB, 1990-91-92-93         | 75  | 145 | 220 | 14/48      | 3/27       |
| Demorrio Williams, WLB, 2002-03           | 121 | 99  | 220 | 27/116     | 12/92      |
| 30. Bo Ruud, LB, 2004-05-06-07            | 117 | 99  | 216 | 25/84      | 4.5/43     |
| 31. Ndamukong Suh, DT, 2006-07-08-09      | 125 | 90  | 215 | 57/252     | 24/187     |
| Joshua Kalu, DB, 2014-15-16-17            | 152 | 63  | 215 | 9/36       | 2/14       |
| 33. Ron Pruitt, LT, 1973-74-76            | 91  | 123 | 214 | 21/100     | NA*        |
| 34. Rich Glover, MG, 1970-71-72           | 103 | 108 | 211 | 25/127     | NA*        |
| 35. Tyrone Byrd, FS, 1989-90-91-92        | 96  | 113 | 209 | 6/28       | 1/1        |
| JoJo Domann, S/LB, 2016-18-19-20-21       | 133 | 76  | 209 | 25.5/105   | 5.5/47     |
| 37. Pat Tyrance, WLB, 1988-89-90          | 97  | 111 | 208 | 13/44      | 4/17       |
| 38. Grant Wistrom, RE, 1994-95-96-97      | 93  | 113 | 206 | 58.5/260   | 26.5/178   |
| 39. Nick Henrich, LB, 2019-20-21-22-23    | 82  | 123 | 205 | 11.5/44    | 2.5/18     |
| 40. Aaron Williams, DB, 2015-16-17-18     | 125 | 79  | 204 | 11/41      | 2/18       |
| Marqel Dismuke, S, 2017-18-19-20-21       | 121 | 83  | 204 | 5.5/12     | 0/0        |
| 42. Tom Ruud, SLB, 1972-73-74             | 82  | 120 | 202 | 2/3        | NA*        |
| 43. Cameron Meredith, DE, 2009-10-11-12   | 96  | 100 | 196 | 26/88      | 13/71      |
| 44. Reggie Cooper, SS, 1987-88-89-90      | 117 | 78  | 195 | 16/49      | 0/0        |
| LeRoy Etienne, ILB, 1985-86-87-88         | 115 | 80  | 195 | 13/49      | 4/21       |
| 46. Keyuo Craver, LCB, 1998-99-00-01      | 113 | 79  | 192 | 10/26      | 2.5/16     |
| 47. Corey Cooper, S, 2011-12-13-14        | 114 | 76  | 190 | 9/32       | 2.5/17     |
| 48. Bob Nelson, WLB, 1972-73-74           | 73  | 116 | 189 | 6/17       | NA*        |
| 49. George Andrews, DE, 1976-77-78        | 93  | 91  | 184 | 24/121     | NA*        |
| Pierre Allen, DE, 2007-08-09-10           | 72  | 112 | 184 | 36/124     | 13.5/91    |
| 51. Scott Shanle, SLB, 1999-00-01-02      | 87  | 96  | 183 | 17/62      | 6/44       |
| 52. Steve Carner, FS, 1988-90-91-92       | 81  | 101 | 182 | 7/58       | 2/31       |
| 53. John Lee, MG, 1973-74-75              | 84  | 96  | 180 | 15/79      | NA*        |
| 54. Daimion Stafford, S, 2011-12          | 97  | 79  | 176 | 7/30       | 1.5/23     |
| 55. Stewart Bradley, LB, 2003-04-05-06    | 94  | 81  | 175 | 25/75      | 4/31       |
| 56. Phillip Dillard, LB, 2005-06-07-08-09 | 90  | 83  | 173 | 15/57      | 3.5/33     |
| T.J. Hollowell, BLB, 2000-01-02-03        | 76  | 97  | 173 | 12/57      | 3.5/30     |
| 58. Le Kevin Smith, DT, 2002-03-04-05     | 77  | 95  | 172 | 36/112     | 9.5/55     |
| 59. Mark Daurm, SLB, 1982-83-84           | 86  | 85  | 171 | 13/50      | 6/41       |
| 60. Bob Martin, DE, 1973-74-75            | 82  | 88  | 170 | 10/55      | NA*        |

\*Tackles for loss not available before 1968, sacks not available before 1982

# Nebraska Individual Defensive Records

## Defensive Game Records

**Total Tackles:** 30; Cleite Pillen, SLB, vs. Okla. St., Nov. 6, 1976  
**Unassisted Tackles:** 16; Barrett Ruud, MLB, vs. Kansas St., Oct. 23, 2004

**Assisted Tackles:** 19; Rich Glover, MG, at Oklahoma, Nov. 25, 1971

**Tackles for Loss:** 7; Jim Skow, RT, vs. Missouri, Oct. 19, 1985 (40 yards); Jared Crick, DT, at Baylor, Oct. 31, 2009, (28 yards); Ndamukong Suh, DT, vs. Texas, Dec. 5, 2009 (22 yards)

**Yards:** 46; Sherwin Jarmon, DE, vs. Iowa St., Nov. 8, 1969

**Sacks:** 5; Jared Crick, DT, at Baylor, Oct. 31, 2009 (24 yards)  
**Yards:** 37; Jim Skow, RT, vs. Kansas St., Nov. 2, 1985 (3 sacks)

**Fumble Recoveries:** 3; Broderick Thomas, OLB, at Colorado, Oct. 25, 1986

**Fumble Returns for TD:** 1; many times, most recent

Deontai Williams, S, vs. Penn St., Nov. 14, 2020 (26 yards)

**Long Fumble Return:** 74 yards; Ralph Brown, RCB, at Kansas St., Nov. 14, 1998

**Passes Broken Up:** 7; Ralph Brown, RCB, vs. Colorado, Nov. 29, 1996

**Pass Interceptions:** 3; Dana Stephenson, RCB, vs. Colorado, Nov. 1, 1969; Joe Blahak, LCB, vs. Kansas St., Nov. 14, 1970; Ric Lindquist, LCB, at Kansas St., Nov. 10, 1979; Matt O'Hanlon, FS, vs. Oklahoma, Nov. 7, 2009

**INT Returns for TD:** 1; many times, most recent  
 Cam Taylor-Britt, vs. Iowa, Nov. 29, 2019 (38 yards)

**Long Nebraska INT Return, TD:** 95; Willie Greenlaw, DB, vs. Colorado, Nov. 12, 1955; Bill Kosch, S, vs. Texas A&M, Sept. 25, 1971

**Long Nebraska INT Return, No TD:** 68; Bret Clark, S, vs. Minnesota, Sept. 15, 1984

**Total INT Return Yards:** 116; Joe Blahak, LCB, vs. Kansas St., Nov. 14, 1970 (3 INT); Bill Kosch, S, vs. Texas A&M, Sept. 25, 1971 (2 INT)

**Blocked Kicks:** 2; Kyle Vanden Bosch, RE, vs. Texas A&M, Nov. 6, 1999 (2 FG); Barron Miles, CB, vs. Pacific, 1994 (2 punts); Lannie Hopkins, ROV, vs. Kansas, 2002 (2 punts); Kieron Williams, S, vs. USC, Dec. 27, 2014 (2 punts)

## Defensive Season Records

**Total Tackles:** 152; Lavonte David, LB, 2010

**Unassisted Tackles:** 86; Barrett Ruud, MLB, 2004

**Assisted Tackles:** 95; Lee Kunz, SLB, 1977

**Tackles for Loss:** 25; Jim Skow, RT, 1985 (163 yards)  
**Yards:** 163; Jim Skow, RT, 1985 (25 tackles)

**Sacks:** 15; Jim Skow, RT, 1985 (139 yards);  
 Trev Alberts, OLB, 1993 (88 yards)

**Yards:** 139; Jim Skow, RT, 1985 (15 sacks)

**Fumble Recoveries:** 6; Broderick Thomas, OLB, 1986  
**Returns for Touchdown:** 1; many times, most recent  
 Deontai Williams, S, 2020

**Passes Broken Up:** 17; DeJuan Groce, RCB, 2000

**Pass Interceptions:** 10; Josh Bullocks, FS, 2003

**Returns for Touchdown:** 3; Dave Mason, M, 1971

**Total INT Return Yards:** 187; Daniel Bullocks, SS, 2004 (5 INT)

**Blocked Kicks:** 4; Barron Miles, CB, 1994 (4 punts)

## Defensive Career Records

**Total Tackles:** 432; Barrett Ruud, MLB, 2001-04

**Unassisted Tackles:** 218; Barrett Ruud, MLB, 2001-04

**Assisted Tackles:** 214; Barrett Ruud, MLB, 2001-04

**Tackles for Loss:** 58.5; Grant Wistrom, RE, 1994-97 (260 yards)  
**Yards:** 288; Jim Skow, RT, 1983-85 (44 tackles)

**Sacks:** 29.5; Trev Alberts, OLB, 1990-93 (196 yards)

**Yards:** 223; Jim Skow, RT, 1983-84-85 (26 sacks)

**Fumble Recoveries:** 9; Ron Pruitt, LT, 1973-76

**Passes Broken Up:** 50; Ralph Brown, RCB, 1996-99

**Pass Interceptions:** 14; Dana Stephenson, RCB, 1967-69

**Returns for Touchdown:** 3; Dave Mason, M, 1969-71;

Joe Walker, ROV, 1997-00

**Total INT Return Yards:** 253; Ralph Brown, RCB,

1996-99 (11 INT)

**Blocked Kicks:** 7; Barron Miles, CB, 1992-94 (7 punts)

## Game Records by Position

### Nose/Defensive Tackles

**Total Tackles:** 22; Rich Glover, MG, at Oklahoma, Nov. 25, 1971

**Unassisted Tackles:** 13; Ken Geddes, MG, vs. Missouri, Oct. 19, 1968

**Assisted Tackles:** 19; Rich Glover, MG, at Oklahoma, Nov. 25, 1971

**Tackles for Loss:** 7; Jim Skow, RT, vs. Missouri, Oct. 19, 1985 (40 yards); Jared Crick, DT, at Baylor, Oct. 31, 2009 (28 yards); Ndamukong Suh, DT, vs. Texas, Dec. 5, 2009 (22 yards)

**Yards:** 40; Jim Skow, RT, vs. Missouri, Oct. 19, 1985 (7 TFL)

**Sacks:** 5; Jared Crick, DT, at Baylor, Oct. 31, 2009 (24 yards)  
**Yards:** 37; Jim Skow, RT, vs. Kansas St., Nov. 2, 1985 (3 sacks)

**Fumble Recoveries:** 2; Ron Pruitt, LT, and Mike Fultz, RT, vs. Kansas St., Oct. 16, 1976

**Returns for Touchdown:** 1; Jon Clanton, DT/NT vs.

Troy St., Sept. 1, 2001 (20 yards); Jason Peter, DT,

Dec. 31, 1996 (31 yards) (Orange Bowl)

**Passes Broken Up:** 4; Ndamukong Suh, DT, at Virginia Tech, Sept. 19, 2009

**Pass Interceptions:** 1; several times, most recent,  
 Darriin Daniels, NG, at Purdue, Nov. 2, 2019 (18 yards)

**Returns for Touchdown:** 1; several times, most recent  
 Ndamukong Suh, DT, vs. Colorado, Nov. 28, 2008 (30 yards)

**Blocked Kicks:** 1; several times, most recent Ty Robinson, DT, (FG) and Nash Hutmacher, DT, (FG) vs. Iowa, Nov. 24, 2023

## Defensive Ends

*(includes Defensive Ends, 1965-88/2003-16; Outside Linebackers, 1988-95; 2017-19; Rush Ends, 1996-2002)*

**Total Tackles:** 15; Grant Wistrom, RE, vs. Colorado, Nov. 29, 1996

**Unassisted Tackles:** 10; Trev Alberts, OLB, vs. UCLA, Sept. 18, 1993

**Assisted Tackles:** 11; Grant Wistrom, RE, vs. Colorado, Nov. 29, 1996

**Tackles for Loss:** 6; Sherwin Jarmon, DE, vs. Iowa St., Nov. 8, 1969

**Yards:** 46; Sherwin Jarmon, DE, vs. Iowa St., Nov. 8, 1969

**Sacks:** 4; Mike Rucker, RE, vs. Texas Tech, Oct. 19, 1996 (24 yards); 4; Trev Alberts, OLB, vs. Texas Tech,

Sept. 11, 1993 (21 yards)

**Yards:** 28; Randy Gregory, DE, at Purdue,

Oct. 12, 2013 (2 sacks)

**Fumble Recoveries:** 3; Broderick Thomas, OLB, at Colorado, Oct. 25, 1986

**Returns for Touchdown:** 1; Dwayne Adams, RE, vs. Iowa St., Oct. 9, 1999 (37 yards)

**Passes Broken Up:** 3; Kyle Vanden Bosch, RE,

Dec. 30, 2000, Alamo Bowl; Bill Weber, DE,

vs. Missouri, Oct. 23, 1982

**Pass Interceptions:** 1; several times, most recent,  
 Alex Davis, OLB, vs. Indiana, Oct. 26, 2019 (5 yards)

**Returns for Touchdown:** 1; several times, most recent Avery Moss, DE, vs. Northwestern, Nov. 2, 2013 (25 yards)

**Blocked Kicks:** 2; Kyle Vanden Bosch, RE, vs. Texas A&M, Nov. 6, 1999 (2 FG)

**Linebackers**

**Total Tackles:** 30; Clete Pillen, SLB, vs. Oklahoma St., Nov. 6, 1976

**Unassisted Tackles:** 16; Barrett Ruud, MLB, vs. Kansas St., Oct. 23, 2004

**Assisted Tackles:** 18; Clete Pillen, WLB, vs. Oklahoma, Nov. 22, 1975

**Tackles for Loss:** 5; Corey McKeon, MLB, vs. Iowa St., Oct. 1, 2005 (23 yards)

**Yards:** 27; Demorrio Williams, WLB, vs. Utah St., Sept. 6, 2003 (3 TFL)

**Sacks:** 3; several times, most recent Demorrio Williams, WLB, vs. Utah St., Sept. 6, 2003 (27 yards)

**Yards:** 27; Demorrio Williams, WLB, vs. Utah St., Sept. 6, 2003 (3 sacks)

**Fumble Recoveries:** 2; Troy Branch, WLB, vs. Colorado, Oct. 31, 1992; Stewart Bradley, LB, vs. Nicholls St., Sept. 9, 2006; Zaire Anderson, LB at Wisconsin, Nov. 15, 2014

**Returns for Touchdown:** 1; several times, most recent Barrett Ruud, MLB, vs. Oklahoma St., Aug. 30, 2003 (15 yards)

**Passes Broken Up:** 4; Scott Shanle, SLB, vs. Missouri, Sept. 29, 2001; Marcus Newby, LB, vs. Wisconsin, Oct. 10, 2015

**Pass Interceptions:** 2; twice, Marc Munford, WLB, vs. Missouri, Oct. 13, 1984; Steve Damkroger, Colorado, Oct. 9, 1982

**Returns for Touchdown:** 1; several times, most recent Marcus Newby, vs. Northwestern, Nov. 4, 2017 (49 yards)

**Blocked Kicks:** 1; several times, most recent Eric Martin, LB, vs. Texas, Dec. 5, 2009 (punt)

**Defensive Backs**

**Total Tackles:** 19; Mike Brown, ROV, vs. Texas, Oct. 31, 1998

**Unassisted Tackles:** 12; DeJuan Groce, RCB, vs. Texas, Nov. 2, 2002

**Assisted Tackles:** 11; Mike Brown, ROV, vs. Texas, Oct. 31, 1998; Steve Carner, SS, vs. Oklahoma, Nov. 29, 1991

**Tackles for Loss:** 5; Ciente Evans, CB, vs. Northwestern, Nov. 2, 2013 (23 yards)

**Yards:** 29; Bruce Pickens, LCB, at Oklahoma St., Oct. 21, 1989 (2 TFL)

**Sacks:** 2; several times, most recent Josh Mitchell, CB, vs. Purdue, Nov. 1, 2014 (14 yards)

**Yards:** 29; Bruce Pickens, LCB, at Oklahoma St., Oct. 21, 1989 (2 sacks)

**Fumble Recoveries:** 2; several times; most recent Jim Pillen, M, and Jeff Hansen, S, vs. Oklahoma, Nov. 11, 1978

**Returns for Touchdown:** 1; several times, most recent Deontai Williams, S, vs. Penn St., Nov. 14, 2020 (26 yards)

**Long Return:** 74 yards (TD); Ralph Brown, RCB, at Kansas St., Nov. 14, 1998

**Passes Broken Up:** 7; Ralph Brown, RCB, vs. Colorado, Nov. 29, 1996

**Pass Interceptions:** 3; Dana Stephenson, RCB, vs. Colorado, Nov. 1, 1969; Joe Blahak, LCB, vs. Kansas St., Nov. 14, 1970; Ric Lindquist, LCB, at Kansas St., Nov. 10, 1979; Matt O'Hanlon, FS, vs. Oklahoma, Nov. 7, 2009

**Returns for Touchdown:** 1; several times, most recent Cam Taylor-Britt, vs. Iowa, Nov. 29, 2019 (38 yards)

**Longest Nebraska Interception Return:** 95 yards (TD); Willie Greenlaw, DB, vs. Colorado, Nov. 12, 1955; Bill Kosch, S, vs. Texas A&M, Sept. 25, 1971

**Longest Nebraska Interception Return, No TD:** 68 yards; Bret Clark, S, vs. Minnesota, Sept. 15, 1984

**Blocked Kicks:** 2; Barron Miles, CB, vs. Pacific, 1994; (2 punts); Lannie Hopkins, ROV, vs. Kansas, 2002 (2 punts); Kieron Williams, S, vs. USC, Dec. 27, 2014 (2 punts)

**Top 10 Games, Total Tackles**

| Rk. | Player, Opponent, Date  | Tackles |
|-----|---|---------|
| 1.  | Clete Pillen, LB, vs. Oklahoma St., Nov. 6, 1976 (14 UT, 16 AT)       | 30      |
| 2.  | Clete Pillen, LB, at Oklahoma, Nov. 22, 1975 (9 UT, 18 AT)            | 27      |
| 3.  | Jerry Murtaugh, SLB, at USC, Sept. 19, 1970 (14 UT, 11 AT)            | 25      |
| 4.  | Lee Kunz, SLB, at Oklahoma, Nov. 25, 1977 (13 UT, 10 AT)              | 23      |
| 5.  | Rich Glover, MG, at Oklahoma, Nov. 25, 1971 (3 UT, 19 AT)             | 22      |
| 6.  | Ken Geddes, MG, vs. Missouri, Oct. 19, 1968 (13 UT, 7 AT)             | 20      |
| 7.  | Luke Reimer, LB, vs. Purdue, Oct. 30, 2021 (12 UT, 7 AT)              | 19      |
|     | LaVonte David, LB, vs. South Dakota St., Sept. 25, 2010 (6 UT, 13 AT) | 19      |
|     | Barrett Ruud, MLB, vs. Kansas St., Oct. 23, 2004 (16 UT, 3 AT)        | 19      |
|     | Mike Brown, ROV, vs. Texas, Oct. 31, 1998 (8 UT, 11 AT)               | 19      |
|     | Brent Evans, LB, vs. Kansas, Oct. 31, 1981 (8 UT, 11 AT)              | 19      |
|     | Kim Baker, LB, vs. New Mexico St., Oct. 6, 1979 (14 UT, 5 AT)         | 19      |
|     | Bruce Dunning, LB, vs. Oklahoma, Nov. 11, 1978 (5 UT, 14 AT)          | 19      |
|     | Clete Pillen, LB, at Iowa St., Nov. 13, 1976 (15 UT, 4 AT)            | 19      |

**Season by Position****Nose/Defensive Tackles**

**Total Tackles:** 119; Wayne Meylan, MG, 1967

**Unassisted Tackles:** 59; Wayne Meylan, MG, 1967

**Assisted Tackles:** 61; Jim McCord, RT, 1967

**Tackles for Loss:** 25; Jim Skow, RT, 1985 (163 yards)

**Yards:** 163; Jim Skow, RT, 1985 (25 tackles)

**Sacks:** 15; Jim Skow, RT, 1985 (139 yards)

**Yards:** 139; Jim Skow, RT, 1985 (15 sacks)

**Fumble Recoveries:** 4; Larry Jacobson, DT, 1970; Ron Pruitt, LT, 1973

**Returns for Touchdown:** 1; Jon Clanton, DT/NT, 2001; Jason Peter, DT, 1996

**Passes Broken Up:** 10; Ndamukong Suh, DT, 2009

**Pass Interceptions:** 2; Jason Wiltz, DT, 1998; Chris Spachman, LT, 1985; Ndamukong Suh, DT, 2008

**Returns for Touchdown:** 2; Chris Spachman, LT, 1985; Ndamukong Suh, DT, 2008

**Blocked Kicks:** 3; Ndamukong Suh, DT, 2009 (1 PAT, 2 FG)

**Defensive Ends**

*(includes Defensive Ends, 1965-88/2003-16; Outside Linebackers, 1988-95; 2017-19; Rush Ends, 1996-2002)*

**Total Tackles:** 98; Broderick Thomas, OLB, 1988

**Unassisted Tackles:** 53; Broderick Thomas, OLB, 1988

**Assisted Tackles:** 49; Trev Alberts, OLB, 1993

**Tackles for Loss:** 21; Trev Alberts, OLB, 1993 (99 yards)

**Yards:** 111; Broderick Thomas, OLB, 1988 (17 tackles)

**Sacks:** 15; Trev Alberts, OLB, 1993 (88 yards)

**Yards:** 88; Trev Alberts, OLB, 1993 (15 sacks)

**Fumble Recoveries:** 6; Broderick Thomas, OLB, 1986

**Returns for Touchdown:** 1; Demeoine Adams, RE, 1999

**Passes Broken Up:** 7; Scott Strasburger, DE, 1984; Zach Potter, DE, 2008

**Pass Interceptions:** 3; Willie Harper, DE, 1971

**Returns for Touchdown:** 1; several times, most recent Avery Moss, DE, 2013; Randy Gregory, DE, 2013

**Blocked Kicks:** 3; Kyle Vanden Bosch, RE, 1999 (3 FGs); Zach Potter, DE, 2008 (2 PAT, 1 FG)

**Linebackers**

**Total Tackles:** 152; Lavonte David, LB, 2010  
**Unassisted Tackles:** 86; Barrett Ruud, MLB, 2004  
**Assisted Tackles:** 95; Lee Kunz, SLB, 1977  
**Tackles for Loss:** 22; Corey McKeon, MLB, 2005  
**Yards:** 92; Demorrio Williams, WLB, 2003  
**Sacks:** 11; Demorrio Williams, WLB, 2003  
**Yards:** 77; Demorrio Williams, WLB, 2003  
**Fumble Recoveries:** 4; Demorrio Williams, WLB, 2003;  
 Stewart Bradley, LB, 2006  
**Returns for TD:** 1; Terrell Farley, WLB, 1996;  
 Julius Jackson, WLB, 1999; Jamie Burrow, MLB, 2000;  
 Eric Johnson, WLB, 1999; Barrett Ruud, MLB, 2003  
**Passes Broken Up:** 10; Lavonte David, LB, 2010  
**Pass Interceptions:** 5; Bob Terrio, WLB, 1971  
**Returns for Touchdown:** 2; Terrell Farley, WLB, 1995;  
 Bo Ruud, SLB, 2007  
**Blocked Kicks:** 2; Terrell Farley, WLB, 1995 (2 punts);  
 Jon Hesse, MLB, 1996 (1 punt, 1 PAT); Adam Ickes,  
 LB, 2005 (2 FG); Eric Martin, LB, 2009 (2 punts)

**Defensive Backs**

**Total Tackles:** 102; Mike Brown, ROV, 1998  
**Unassisted Tackles:** 56; Mike Brown, ROV, 1999  
**Assisted Tackles:** 65; Mike Brown, ROV, 1998  
**Tackles for Loss:** 11; Ciente Evans, CB, 2013  
**Yards:** 49; Jim Pillen, M, 1978; Ciente Evans, CB, 2013  
**Sacks:** 3; Joe Walker, ROV, 1999 (26 yards);  
 3; Toby Wright, SS, 1992 (14 yards);  
 3; Ciente Evans, CB, 2013 (28 yards)  
**Yards:** 33; Tim Holbrook, M, 1981 (2 sacks)  
**Fumble Recoveries:** 5; Dave Butterfield, LCB, 1975  
**Returns for Touchdown:** 1; Tony Veland, FS, 1995;  
 Ralph Brown, RCB, 1998; Daniel Bullocks, SS, 2004;  
 Daniel Bullocks, SS, 2005; Austin Cassidy, S, 2011;  
 Josh Mitchell, CB, 2014; Deontai Williams, S, 2020  
*Note: Jon Vedral, a wingback and a special teams  
 standout in 1995, recovered two fumbles on punts in  
 the opponent's end zone, to set the school record.*  
**Passes Broken Up:** 17; DeJuan Groce, RCB, 2000  
**Pass Interceptions:** 10; Josh Bullocks, FS, 2003  
**Returns for Touchdown:** 3; Dave Mason, M, 1971  
**Blocked Kicks:** 4; Barron Miles, CB, 1994 (3 punts, 1 FG)

**Top 10 Seasons, Total Tackles**

| Rk. | Player, Pos., Year           | Tackles |
|-----|------------------------------|---------|
| 1.  | Lavonte David, LB, 2010      | 152     |
| 2.  | Barrett Ruud, MLB, 2003      | 149     |
| 3.  | Barrett Ruud, MLB, 2004      | 143     |
| 4.  | Lee Kunz, WLB, 1977          | 141     |
| 5.  | Lavonte David, LB, 2011      | 133     |
| 6.  | Jerry Murtaugh, SLB, 1970    | 132     |
| 7.  | Clete Pillen, SLB, 1976      | 129     |
| 8.  | Demorrio Williams, WLB, 2003 | 128     |
| 9.  | Clete Pillen, WLB, 1975      | 125     |
|     | Mike Knox, WLB, 1983         | 125     |

**Top 10 Seasons, Unassisted Tackles**

| Rk. | Player, Pos., Year           | Tackles |
|-----|------------------------------|---------|
| 1.  | Barrett Ruud, MLB, 2004      | 86      |
| 2.  | Lavonte David, LB, 2010      | 84      |
| 3.  | Demorrio Williams, WLB, 2003 | 83      |
| 4.  | Barrett Ruud, MLB, 2003      | 78      |
| 5.  | Jerry Murtaugh, SLB, 1970    | 71      |
| 6.  | Clete Pillen, SLB, 1976      | 65      |
|     | Lavonte David, LB, 2011      | 65      |
| 8.  | Mike Knox, WLB, 1983         | 64      |
| 9.  | Lee Kunz, WLB, 1978          | 63      |
| 10. | Corey McKeon, MLB, 2005      | 61      |
|     | Luke Reimer, ILB, 2021       | 61      |

**Top 10 Seasons, Sacks**

| Rk. | Player, Pos., Year           | Sacks |
|-----|------------------------------|-------|
| 1.  | Jim Skow, RT, 1985           | 15    |
|     | Trev Alberts, OLB, 1993      | 15    |
| 3.  | Danny Noonan, DT, 1986       | 12    |
|     | Ndamukong Suh, DT, 2009      | 12    |
| 5.  | Danny Noonan, DT, 1985       | 11    |
|     | Broderick Thomas, OLB, 1986  | 11    |
|     | Kenny Walker, DT, 1990       | 11    |
|     | Demorrio Williams, WLB, 2003 | 11    |
| 9.  | Randy Gregory, DE, 2013      | 10.5  |
| 10. | Jimmy Williams, DE, 1981     | 10    |
|     | Neil Smith, MG, 1986         | 10    |
|     | Tim Rother, DT, 1987         | 10    |
|     | Broderick Thomas, OLB, 1988  | 10    |
|     | Jared Tomich, OLB, 1995      | 10    |

**Top 10 Seasons, Tackles for Loss**

| Rk. | Player, Pos., Year           | TFL |
|-----|------------------------------|-----|
| 1.  | Jim Skow, RT, 1985           | 25  |
| 2.  | Ndamukong Suh, DT, 2009      | 24  |
| 3.  | Corey McKeon, MLB, 2005      | 22  |
| 4.  | Derrie Nelson, DE, 1980      | 21  |
|     | Kenny Walker, DT, 1990       | 21  |
|     | Trev Alberts, OLB, 1993      | 21  |
|     | Demorrio Williams, WLB, 2003 | 21  |
| 8.  | Grant Wistrom, RE, 1996      | 20  |
| 9.  | Ndamukong Suh, DT, 2008      | 19  |
|     | Randy Gregory, DE, 2013      | 19  |

**Career by Position****Nose/Defensive Tackles**

**Total Tackles:** 238; Wayne Meylan, MG, 1965-67  
**Unassisted Tackles:** 125; Ndamukong Suh, DT 2005-09  
**Assisted Tackles:** 123; Ron Pruitt, LT, 1973-76  
**Tackles for Loss:** 57; Ndamukong Suh, DT, 2005-09 (252 yards)  
**Yards:** 288; Jim Skow, RT, 1983-85 (44 TFL)  
**Sacks:** 26; Jim Skow, RT, 1983-85 (223 yards);  
 Danny Noonan, MG, 1984-86 (156 yards)  
**Yards:** 223; Jim Skow, RT, 1983-85 (26 sacks)  
**Fumble Recoveries:** 9; Ron Pruitt, LT, 1973-76  
**Returns for Touchdown:** 1; Jon Clanton, DT/NT, 1999-2002;  
 Jason Peter, DT, 1994-97  
**Passes Broken Up:** 15; Ndamukong Suh, DT, 2005-09  
**Pass Interceptions:** 4; Ndamukong Suh, DT, 2005-09  
**Returns for Touchdown:** 2; Chris Spachman, LT, 1983-85;  
 Ndamukong Suh, DT, 2005-09  
**Blocked Kicks:** 6; Ndamukong Suh, DT, 2005-09

**Defensive Ends**

*(includes Defensive Ends, 1965-88/2003-16; Outside  
 Linebackers, 1988-95; 2017-19; Rush Ends, 1996-2002)*  
**Total Tackles:** 248; Trev Alberts, OLB, 1990-93  
**Unassisted Tackles:** 143; Broderick Thomas, OLB, 1985-88  
**Assisted Tackles:** 143; Trev Alberts, OLB, 1990-93  
**Tackles for Loss:** 58.5; Grant Wistrom, RE, 1994-97 (260 yards)  
**Yards:** 260; Grant Wistrom, RE, 1994-97 (58.5 TFL)  
**Sacks:** 29.5; Trev Alberts, OLB, 1990-93 (196 yards)  
**Yards:** 196; Trev Alberts, OLB, 1990-93 (29.5 sacks)  
**Fumble Recoveries:** 7; Broderick Thomas, OLB, 1985-88;  
 Derrie Nelson, DE, 1978-80  
**Returns for Touchdown:** 1; Demoine Adams, RE, 1999-2002  
**Passes Broken Up:** 13; Mike Croel, OLB, 1987-90  
**Pass Interceptions:** 3; Bill Weber, DE, 1981-84;  
 Willie Harper, DE, 1970-72; Zach Potter, DE, 2005-08  
**Returns for Touchdown:** 1; several times, most recent  
 Randy Gregory, DE, 2013-14  
**Blocked Kicks:** 5; Zach Potter, DE, 2005-08

**Linebackers**

**Total Tackles:** 432; Barrett Ruud, MLB, 2001-04  
**Unassisted Tackles:** 218; Barrett Ruud, MLB, 2001-04  
**Assisted Tackles:** 214; Barrett Ruud, MLB, 2001-04  
**Tackles for Loss:** 50; Barrett Ruud, MLB, 2001-04 (120 yards)  
**Yards:** 134; Carlos Polk, MLB, 1997-00 (32 TFL)

**Sacks:** 12; Demorrio Williams, WLB, 2002-03 (92 yards)  
**Yards:** 92; Demorrio Williams, WLB, 2002-03 (12 sacks)  
**Fumble Recoveries:** 5; Tom Ruud, SLB, 1972-74;  
 Demorrio Williams, WLB, 2002-03  
**Returns for TD:** 1; Terrell Farley, WLB, 1995-96;  
 Julius Jackson, WLB, 1996-99; Eric Johnson, WLB, 1996-99  
 Jamie Burrow, WLB, 1998-2001; Barrett Ruud, MLB, 2001-04  
**Passes Broken Up:** 13; Mike Knox, WLB, 1981-85  
**Pass Interceptions:** 11; Tom Novak, LB, 1946-49  
**Returns for Touchdown:** 3; Bo Ruud, WLB, 2004-07  
**Blocked Kicks:** 3; Terrell Farley, WLB, 1995-96

### Defensive Backs

**Total Tackles:** 287; Mike Brown, ROV, 1996-99  
**Unassisted Tackles:** 163; Nathan Gerry, S, 2013-16  
**Assisted Tackles:** 150; Mike Brown, ROV, 1996-99  
**Tackles for Loss:** 19; Nathan Gerry, S, 2013-16 (31 yards)  
**Yards:** 80; Jim Pillen, M, 1976-78 (13 TFL)  
**Sacks:** 5; Ciantie Evans, CB, 2010-13 (46 yards)  
**Yards:** 49; Tim Holbrook, M, 1981-82 (3 sacks)  
**Fumble Recoveries:** 5; Joe Blahak, LCB, 1969-71;  
 Dave Butterfield, LCB, 1974-76; Bret Clark, S, 1982-84;  
 Ralph Brown, RCB, 1996-99  
**Returns for Touchdown:** 2; Daniel Bullocks, SS, 2002-05  
**Passes Broken Up:** 50; Ralph Brown, RCB, 1996-99  
**Pass Interceptions:** 14; Dana Stephenson, RCB, 1967-69  
**Returns for Touchdown:** 3; Dave Mason, M, 1969-71;  
 Joe Walker, ROV, 1997-00  
**Blocked Kicks:** 7; Barron Miles, CB, 1992-94 (7 punts)

### Top 10 Career Bests (all positions)

#### Unassisted Tackles

| Rk. | Player, Pos., Years            | Tackles |
|-----|--------------------------------|---------|
| 1.  | Barrett Ruud, MLB, 2001-04     | 218     |
| 2.  | Nathan Gerry, S, 2013-16       | 163     |
| 3.  | Steve Damkroger, SLB, 1979-82  | 157     |
|     | Luke Reimer, ILB, 2019-23      | 157     |
| 5.  | Marc Munford, WLB, 1983-86     | 153     |
| 6.  | Joshua Kalu, DB, 2014-17       | 152     |
| 7.  | Lavonte David, LB, 2010-11     | 149     |
| 8.  | Jerry Murtaugh, SLB, 1968-70   | 148     |
| 9.  | Broderick Thomas, OLB, 1985-88 | 143     |
| 10. | Mike Brown, ROV, 1996-99       | 137     |

### Sacks

| Rk. | Player, Pos., Years            | Sacks |
|-----|--------------------------------|-------|
| 1.  | Trev Alberts, OLB, 1990-93     | 29.5  |
| 2.  | Grant Wistrom, RE, 1994-97     | 26.5  |
| 3.  | Jim Skow, RT, 1983-85          | 26    |
| 4.  | Ndamukong Suh, DT, 2005-09     | 24    |
|     | Danny Noonan, MG, 1984-86      | 24    |
| 6.  | Broderick Thomas, OLB, 1985-88 | 22.5  |
| 7.  | Adam Carriker, DE, 2003-06     | 20.5  |
| 8.  | Jared Crick, DT, 2008-11       | 20    |
| 9.  | Randy Gregory, DE, 2013-14     | 17.5  |
| 10. | Barry Turner, DE, 2005-09      | 17    |

### Tackles for Loss

| Rk. | Player, Pos., Years            | TFL  |
|-----|--------------------------------|------|
| 1.  | Grant Wistrom, OLB, 1994-97    | 58.5 |
|     | Ndamukong Suh, DT, 2005-09     | 57   |
| 3.  | Barrett Ruud, MLB, 2001-04     | 50   |
| 4.  | Trev Alberts, OLB, 1990-93     | 45   |
| 5.  | Jim Skow, RT, 1982-85          | 44   |
| 6.  | Willie Harper, DE, 1970-72     | 41   |
|     | Adam Carriker, DE, 2003-06     | 41   |
| 8.  | Kerry Weinmaster, MG, 1976-79  | 39   |
|     | Broderick Thomas, OLB, 1985-88 | 39   |
| 10. | Mike Rucker, RE, 1995-98       | 38   |
|     | Jay Moore, DE, 2003-06         | 38   |

### Interceptions Game

**Interceptions:** 3; Dana Stephenson, RCB, vs. Colorado, Nov. 1, 1969; Joe Blahak, LCB, vs. Kansas St., Nov. 14, 1970; Ric Lindquist, LCB, at Kansas St., Nov. 10, 1979; Matt O'Hanlon, FS, vs. Oklahoma, Nov. 7, 2009

**Return Yards:** 116; Joe Blahak, LCB, vs. Kansas St., Nov. 14, 1970 (3 INT); Bill Kosch, S, vs. Texas A&M, Sept. 25, 1971 (2 INT)

**Touchdowns:** 1; many times, most recent

Cam Taylor-Britt, CB, vs. Iowa, Nov. 29, 2019 (38 yards)

**Long Nebraska Interception Return:** 95; Willie Greenlaw, DB, vs. Colorado, Nov. 12, 1955 (TD); Bill Kosch, S, vs. Texas A&M, Sept. 25, 1971 (TD)

**Long Nebraska Interception Return, No TD:** 68; Bret Clark, S, vs. Minnesota, Sept. 15, 1984

### Top 10 Interception Returns

| Player, Pos., Opponent, Date                               | Yards |
|--|-------|
| 1. Willie Greenlaw, DB, vs. Colorado, Nov. 12, 1955 (TD)   | 95    |
| Bill Kosch, S, vs. Texas A&M, Sept. 25, 1971 (TD)          | 95    |
| 3. Bo Ruud, SLB, vs. Iowa State, Sept. 29, 2007 (TD)       | 93    |
| 4. John Bordogna, DB, vs. Colorado, Nov. 14, 1953 (TD)     | 89    |
| 5. Noel Martin, LB, vs. Missouri, Nov. 3, 1962 (TD)        | 88    |
| 6. John Edwards, LB, at Ohio St., Sept. 24, 1955 (TD)      | 87    |
| 7. Charles Fryar, CB, vs. Oklahoma St., Oct. 15, 1988 (TD) | 86    |
| Mike Fullman, RCB, at Kansas, Nov. 11, 1995 (TD)           | 86    |
| 9. Mike Minter, ROV, vs. Michigan St., Sept. 7, 1996 (TD)  | 84    |
| 10. Ralph Brown, RCB, at Oklahoma, Nov. 2, 1996 (TD)       | 83    |

### Interceptions Season

**Interceptions:** 10; Josh Bullocks, FS, 2003 (154 yards)

**Return Yards:** 187; Daniel Bullocks, SS, 2004 (5 INT)

**Touchdowns:** 3; Dave Mason, M, 1971

### Top 10 Interception Seasons

| Player, Pos., Year          | INT |
|-----------------------------|-----|
| 1. Josh Bullocks, FS, 2003  | 10  |
| 2. Larry Wachholtz, S, 1966 | 7   |
| Dana Stephenson, RCB, 1969  | 7   |
| Bill Kosch, S, 1970         | 7   |
| 5. Dave Mason, M, 1971      | 6   |
| Kenny Wilhite, CB, 1991     | 6   |
| Matt O'Hanlon, FS, 2009     | 6   |
| 8. Tom Novak, LB, 1948      | 5   |
| Bob Decker, DB, 1951        | 5   |
| Marv Mueller, S, 1965       | 5   |
| Dana Stephenson, RCB, 1968  | 5   |
| Bret Clark, S, 1983         | 5   |
| Bret Clark, S, 1984         | 5   |
| Tyrone Byrd, FS, 1990       | 5   |
| Barron Miles, CB, 1994      | 5   |
| Mike Minter, ROV, 1996      | 5   |
| Mike Brown, ROV, 1999       | 5   |
| Troy Watchorn, FS, 2000     | 5   |
| Daniel Bullocks, SS, 2004   | 5   |
| Prince Amukamara, CB, 2009  | 5   |
| Eric Hagg, DB, 2010         | 5   |
| Nathan Gerry, S, 2014       | 5   |
| Kieron Williams, S, 2016    | 5   |

*Note: Fabian Washington set the NU freshman record with four interceptions in 2002.*

### Interceptions Career

**Interceptions:** 14; Dana Stephenson, RCB, 1967-69 (224 yards)

**Return Yards:** 253; Ralph Brown, RCB, 1996-99 (11 INT)

**Touchdowns:** 3; Dave Mason, M, 1969-71;

Joe Walker, ROV, 1997-00; Bo Ruud, LB, 2004-07

### Top 10 Interception Careers

| Player, Pos., Years              | INT |
|----------------------------------|-----|
| 1. Dana Stephenson, RCB, 1967-69 | 14  |
| 2. Josh Bullocks, FS, 2002-04    | 13  |
| Nathan Gerry, S, 2013-16         | 13  |
| 4. Bret Clark, S, 1982-84        | 12  |
| 5. Tom Novak, LB, 1946-49        | 11  |
| Larry Wachholtz, S, 1964-66      | 11  |
| Tyrone Byrd, FS, 1989-92         | 11  |
| Ralph Brown, RCB, 1996-99        | 11  |
| Fabian Washington, CB, 2002-04   | 11  |
| 10. Bill Kosch, S, 1969-71       | 10  |
| Joe Blahak, LCB, 1970-72         | 10  |

**Pass Breakups**

**Passes Broken Up, Game:** 7; Ralph Brown, RCB, vs. Colorado, Nov. 29, 1996

**Passes Broken Up, Season:** 17; DeJuan Groce, RCB, 2000

**Passes Broken Up, Career:** 50; Ralph Brown, RCB, 1996-99

**Top 10 Pass Breakup Games**

| Rk. | Player, Pos., Opponent, Date                              | PBU |
|-----|---|-----|
| 1.  | Ralph Brown, RCB, vs. Colorado, Nov. 29, 1996             | 7   |
| 2.  | Fabian Washington, CB, vs. Kansas, Oct. 2, 2004           | 6   |
| 3.  | Joe Blahak, LCB, vs. Oklahoma State, Oct. 28, 1972        | 5   |
|     | DeJuan Groce, RCB, at Iowa State, Oct. 7, 2000            | 5   |
|     | DeJuan Groce, RCB, at Missouri, Sept. 29, 2001            | 5   |
|     | Erwin Swiney, LCB, at Baylor, Oct. 13, 2001               | 5   |
|     | Kellen Huston, CB, at Pittsburgh, Sept. 18, 2004          | 5   |
|     | Zackary Bowman, CB, vs. Michigan, Dec. 28, 2005           | 5   |
|     | Stanley Jean-Baptiste, CB, at Northwestern, Oct. 20, 2012 | 5   |
|     | Dicaprio Bootle, DB, at Michigan, Sept. 22, 2018          | 5   |

**Bowl Game**

|   |   |
|---|---|
| Zackary Bowman, CB, vs. Michigan, Dec. 28, 2005 | 5 |
| Alamo Bowl                                      |   |

**Top 10 Pass Breakup Seasons**

| Rk. | Player, Pos., Year                             | PBU |
|-----|--|-----|
| 1.  | DeJuan Groce, RCB, 2000                        | 17  |
| 2.  | Ralph Brown, RCB, 1999                         | 15  |
|     | Fabian Washington, CB, 2004                    | 15  |
|     | Dicaprio Bootle, DB, 2018                      | 15  |
| 5.  | Ralph Brown, RCB, 1998                         | 14  |
|     | DeJuan Groce, RCB, 2001                        | 14  |
|     | Zackary Bowman, CB, 2005                       | 14  |
| 8.  | Barron Miles, RCB, 1994                        | 13  |
|     | Erwin Swiney, LCB, 1998                        | 13  |
|     | Keyuo Craver, LCB, 2000                        | 13  |
|     | Keyuo Craver, LCB, 2001                        | 13  |
|     | Fabian Washington, LCB, 2002 (freshman record) | 13  |
|     | Prince Amukamara, CB, 2010                     | 13  |
|     | Josh Mitchell, CB, 2014                        | 13  |

**Top 10 Pass Breakup Career**

| Rk. | Player, Pos., Years             | PBU |
|-----|---------------------------------|-----|
| 1.  | Ralph Brown, RCB, 1996-99       | 50  |
| 2.  | Keyuo Craver, LCB, 1998-01      | 41  |
|     | DeJuan Groce, RCB, 1999-02      | 41  |
| 4.  | Erwin Swiney, LCB, 1997-01      | 38  |
|     | Fabian Washington, LCB, 2002-04 | 38  |
| 6.  | Cortney Grixby, CB, 2004-07     | 32  |
| 7.  | Prince Amukamara, CB, 2007-10   | 27  |
|     | Joshua Kalu, DB, 2014-17        | 27  |
|     | Dicaprio Bootle, CB, 2017-20    | 27  |
| 10. | Josh Mitchell, CB, 2011-14      | 25  |

*Note: Before 2000, pass breakups did not include pass interceptions in the total number of breakups, per NCAA rules. In the 2000 season, interceptions were included in the total. (In addition to his 50 career breakups from 1996 to 1999, Ralph Brown had seven interceptions). In 2001, the rule changed back and pass breakups did not include interceptions, per NCAA rules.*

**Individual Special Teams Records****Punting Game**

**Punts:** 18; Paul Dobson, vs. Notre Dame, Nov. 28, 1918

**Average (min. 3 punts):** 57.6; Dan Hadenfeldt, vs. Colorado, Nov. 26, 1999 (7 punts, 403 yards)

**Long Nebraska Punt:** 87; Mike Stigge, vs. Oklahoma St., Oct. 10, 1992

**Top 10 Longest Punts**

| Rk. | Punter, Opponent, Date                           | Yards |
|-----|--|-------|
| 1.  | Mike Stigge, vs. Oklahoma St., Oct. 10, 1992     | 87    |
| 2.  | Sam Koch, vs. Pittsburgh, Sept. 17, 2005         | 84    |
|     | William Przystup, vs. Northwestern, Oct. 2, 2021 | 84    |
| 4.  | Kyle Larson, at Texas, Nov. 1, 2003              | 80    |
| 5.  | Sam Koch, vs. Wake Forest, Sept. 10, 2005        | 76    |
|     | Alex Henery, at Virginia Tech, Sept. 19, 2009    | 76    |

|    |   |    |
|----|---|----|
| 7. | Jesse Kosch, vs. Arizona St., Sept. 16, 1995        | 74 |
| 8. | Darin Erstad, at Oklahoma, Nov. 25, 1994            | 73 |
|    | Dan Hadenfeldt, vs. California, Nov. 26, 1999       | 73 |
|    | Isaac Armstrong, vs. Bethune-Cookman, Oct. 27, 2018 | 73 |

**Bowl Game Record**

|                                   |    |
|-----------------------------------|----|
| Sam Foltz, vs. USC, Dec. 27, 2014 | 64 |
| Holiday Bowl                      |    |

**Punting Season**

**Punts:** 77; Alex Henery, 2009 (41.39 avg.)

**Average (min. 30 punts):** 46.51; Sam Koch, 2005 (3,302 yards, 71 punts)

**Top 10 Seasons, Punting Average**

| Rk. | Punter, Year (Yards, Punts)                    | Avg.  |
|-----|--|-------|
| 1.  | Sam Koch, 2005 (3,302 yards, 71 punts)         | 46.51 |
| 2.  | Kyle Larson, 2003 (2,978 yards, 66 punts)      | 45.12 |
| 3.  | Dan Hadenfeldt, 1999 (2,924 yards, 65 punts)   | 44.98 |
| 4.  | Bill Lafleur, 1998 (2,337 yards, 52 punts)     | 44.94 |
| 5.  | Jesse Kosch, 1996 (1,967 yards, 44 punts)      | 44.70 |
| 6.  | Brett Maher, 2011 (2,626, 59 punts)            | 44.51 |
| 7.  | Sam Foltz, 2015 (2,477, 56 punts)              | 44.23 |
| 8.  | Dan Hadenfeldt, 2000 (1,708 yards, 39 punts)   | 43.79 |
| 9.  | Isaac Armstrong, 2018 (1,396 yards, 32 punts)  | 43.62 |
| 10. | William Przystup, 2021 (1,345 yards, 31 punts) | 43.39 |

**Punting Career**

**Punts:** 195; Kyle Larson, 2001-02-03 (43.67 avg.)

**Average (min. 100 punts):** 44.54; Dan Hadenfeldt, 1997-2000 (4,632 yards, 104 punts)

**Top 10 Careers, Punting Average**

| Rk. | Punter, Year (Yards, Punts)                        | Avg.  |
|-----|--|-------|
| 1.  | Dan Hadenfeldt, 1997-2000 (4,632 yards, 104 punts) | 44.54 |
| 2.  | Sam Koch, 2002-05 (5,902 yards, 134 punts)         | 44.04 |
| 3.  | Kyle Larson, 2001-03 (8,515 yards, 195 punts)      | 43.67 |
| 4.  | Brett Maher, 2011-12 (5,178 yards, 120 punts)      | 43.15 |
| 5.  | Sam Foltz, 2013-15 (8,090 yards, 190 punts)        | 42.58 |
| 6.  | William Przystup, 2019-21 (2,336 yards, 55 punts)  | 42.47 |
| 7.  | Alex Henery, 2007-10 (6,201 yards, 147 punts)      | 42.18 |
| 8.  | Jesse Kosch, 1994-97 (4,234 yards, 101 punts)      | 41.92 |
| 9.  | Isaac Armstrong, 2015-19 (3,807 yards, 91 punts)   | 41.84 |
| 10. | Mike Stigge, 1989-92 (6,973 yards, 167 punts)      | 41.75 |

**Punt Return Game**

**Returns:** 9; Dana Stephenson, CB/P, at TCU, Oct. 25, 1967 (68 yards)

**Yards:** 170; Johnny Rodgers, WB, at Oklahoma State, Oct. 23, 1971 (7 ret.)

**Yards Per Return (min. 3 ret.):** 44.67; De'Mornay Pierson-El, WR, at Iowa, Nov. 28, 2014 (3 returns, 134 yards)

**Touchdowns:** 2; DeJuan Groce, RCB, vs. Troy St., Aug. 31, 2002 (83 and 72 yards)

**Long Nebraska Punt Return:** 95 (TD); Eric Hagg, DB, vs. Texas, Oct. 16, 2010

**Long Nebraska Punt Return, No TD:** 68; Corey Dixon, SE, at Colorado, Oct. 30, 1993

**Top 10 Longest Punt Returns**

| Player, Opponent, Date  | Yards |
|---|-------|
| 1. Eric Hagg, DB, vs. Texas, Oct. 16, 2010 (TD)                 | 95    |
| 2. Bobby Newcombe, WB, vs. Missouri, Sept. 30, 2000 (TD)        | 94    |
| 3. Johnny Rodgers, WB, at Oklahoma St., Oct. 23, 1971 (TD)      | 92    |
| 4. DeJuan Groce, CB, vs. Missouri, Oct. 12, 2002 (TD)           | 89    |
| 5. Nate Swift, WR, vs. Virginia Tech, Sept. 27, 2008 (TD)       | 88    |
| 6. Dave Butterfield, CB, vs. TCU, Sept. 25, 1976 (TD)           | 87    |
| 7. De'Mornay Pierson-El, WR, at Fresno St., Sept. 13, 2014 (TD) | 86    |
| 8. Pat Fischer, HB, vs. Oklahoma St., Nov. 12, 1960 (TD)        | 84    |
| 9. DeJuan Groce, CB, vs. Troy St., Aug. 31, 2002 (TD)           | 83    |
| 10. Don Bloom, HB, vs. Kansas St., Nov. 6, 1948 (TD)            | 82    |
| Ron Clark, HB, at Penn St., Oct. 15, 1949 (TD)                  | 82    |
| Irving Fryar, WB, at Hawaii, Dec. 4, 1982 (TD)                  | 82    |

**Bowl Game Record**

|  |    |
|--|----|
| Johnny Rodgers, WB, vs. Alabama, Jan. 1, 1972 (TD) | 77 |
| Orange Bowl  |    |

**Other Bowl Game Punt Return Touchdowns**

|   |    |
|---|----|
| DeJuan Groce, CB, vs. Miami, Jan. 3, 2002 (TD)        | 71 |
| Rose Bowl   |    |
| DeJuan Groce, CB, vs. Mississippi, Dec. 27, 2002 (TD) | 60 |
| Independence Bowl                                     |    |
| Dana Brinson, WB, vs. Florida St., Jan. 1, 1988 (TD)  | 52 |
| Fiesta Bowl   |    |

**Punt Return Season**

**Returns:** 43; DeJuan Groce, CB, 2002 (732 yards)

**Yards:** 732; DeJuan Groce, CB, 2002 (43 ret.)

**Yards Per Return (min. 10 ret.):** 20.33; Bobby Newcombe, WB, 1997 (12 returns, 244 yards)

**Touchdowns:** 4; DeJuan Groce, CB, 2002

**Top 10 Season Punt Return Yards**

| Rk. | Player, Opponent, Year                   | Yards |
|-----|--|-------|
| 1.  | DeJuan Groce, RCB, 2002 (43 ret.)        | 732   |
| 2.  | Johnny Rodgers, WB, 1972 (39 ret.)       | 618   |
| 3.  | De'Mornay Pierson-El, WR, 2014 (34 ret.) | 596   |
| 4.  | Johnny Rodgers, WB, 1971 (33 ret.)       | 548   |
| 5.  | DeJuan Groce, RCB, 2001 (33 ret.)        | 469   |
| 6.  | Larry Wachholtz, S, 1965 (31 ret.)       | 452   |
| 7.  | Niles Paul, WR, 2009 (38 ret.)           | 407   |
| 8.  | Johnny Rodgers, WB, 1970 (26 ret.)       | 349   |
| 9.  | Cortney Grixby, CB, 2005 (32 ret.)       | 333   |
| 10. | Dana Brinson, WB, 1986 (27 ret.)         | 330   |

*Note: Johnny Rodgers (1971) and Joe Walker (1998) are the only Huskers to return a punt and kickoff for a touchdown in the same season. In 1971, Rodgers had a 98-yard kickoff return against Texas A&M and three punt returns for touchdowns (92 at Oklahoma State, 62 vs. Iowa State, 72 vs. Oklahoma). In 1998, Walker tied an NCAA record by returning a punt, a kickoff and an interception for touchdowns in the same season. Walker opened the year with a 99-yard kickoff return touchdown against Louisiana Tech, before adding a 73-yard punt return for a touchdown against Oklahoma State and a 65-yard interception return for a touchdown at Iowa State.*

**Punt Return Career**

**Returns:** 98; Johnny Rodgers, WB, 1970-72 (1,515 yards)

**Yards:** 1,515; Johnny Rodgers, WB, 1970-72 (98 ret.)

**Yards Per Return:** 18.33; Pat Fischer, HB, 1958-60 (30 ret., 550 yards)

**Touchdowns:** 7; Johnny Rodgers, WB, 1970-72

**Top 10 Career Punt Return Yards**

| Rk. | Player, Opponent, Years                     | Yards |
|-----|---|-------|
| 1.  | Johnny Rodgers, WB, 1970-72 (98 ret.)       | 1,515 |
| 2.  | DeJuan Groce, CB, 1999-02 (78 ret.)         | 1,218 |
| 3.  | De'Mornay Pierson-El, WR, 2014-17 (74 ret.) | 904   |
| 4.  | Bobby Newcombe, WB, 1997-00 (48 ret.)       | 829   |
| 5.  | Tyrone Hughes, WB, 1989-92 (65 ret.)        | 817   |
| 6.  | Larry Wachholtz, S, 1964-66 (62 ret.)       | 788   |
| 7.  | Dana Brinson, WB, 1985-88 (77 ret.)         | 767   |
| 8.  | Irving Fryar, WB, 1981-83 (60 ret.)         | 708   |
| 9.  | Jeff Smith, IB, 1981-84 (44 ret.)           | 665   |
| 10. | Joe Walker, ROV, 1997-00 (78 ret.)          | 653   |

**Kick Return Game**

**Returns:** 7; Joe Walker, ROV, at Missouri, Nov. 8, 1997 (185 yards);

Josh Davis, IB, at Kansas St., Nov. 16, 2002

(186 yards);

Cortney Grixby, CB, vs. Oklahoma St., Oct. 13, 2007

(161 yards);

Cortney Grixby, CB, at Colorado, Nov. 23, 2007

(107 yards);

Niles Paul, WR, at Oklahoma, Nov. 1, 2008 (145 yards)

Ameer Abdullah, IB, at Wisconsin, Oct. 1, 2011

(187 yards)

JD Spielman, WR, at Minnesota, Nov. 11, 2017

(150 yards)

**Yards:** 211; Ameer Abdullah, IB, vs. Fresno St., Sept. 10, 2011 (5 returns)

**Yards Per Return (min. 3 ret.):** 51.0; Tyrone Hughes, WB, at Kansas St., Oct. 6, 1990 (3 ret., 153 yards)

**Touchdowns:** 1; by several players, most recent JD Spielman, WR, vs. Arkansas State, Sept. 2, 2017 (99 yards)

**Long Nebraska Kickoff Return:** 105 (TD); Owen Frank, IB, vs. Kansas St., Oct. 14, 1911; Modern record: 100 (TD); Ameer Abdullah, IB, vs. Fresno St., Sept. 10, 2011; Niles Paul, WR, at Oklahoma State, Oct. 23, 2010; Ron Clark, HB, at Kansas State, Oct. 8, 1949

**Top 10 Longest Kickoff Returns**

| Rk. | Player, Opponent, Date                               | Yards |
|-----|--|-------|
| 1.  | Owen Frank, B, vs. Kansas State, Oct. 14, 1911       | 105   |
| 2.  | Ron Clark, HB, at Kansas State, Oct. 8, 1949         | 100   |
|     | Niles Paul, WR, at Oklahoma State, Oct. 23, 2010     | 100   |
|     | Ameer Abdullah, IB, vs. Fresno State, Sept. 10, 2011 | 100   |
| 5.  | Tyrone Hughes, WB, at Kansas State, Oct. 6, 1990     | 99    |
|     | Joe Walker, ROV, vs. Louisiana Tech, Aug. 29, 1998   | 99    |
|     | Kenny Bell, WR, at Penn State, Nov. 23, 2013         | 99    |
|     | JD Spielman, WR, vs. Arkansas State, Sept. 2, 2017   | 99    |
| 9.  | Johnny Rodgers, WB, vs. Texas A&M, Sept. 25, 1971    | 98    |
|     | Keith Jones, IB, vs. Kansas, Nov. 16, 1985           | 98    |

**Bowl Game Record**

|  |    |
|--|----|
| Willie Ross, HB, vs. Miami, Dec. 15, 1962, | 92 |
| Gotham Bowl                                |    |

**Kick Return Season**

**Returns:** 45; Cortney Grixby, CB, 2007 (1,094 yards)

**Yards:** 1,094; Cortney Grixby, CB, 2007 (45 ret.)

**Yards Per Return (min. 5 ret.):** 33.71; Pat Fischer, HB, 1958 (7 ret., 236 yards)

**Touchdowns:** 1; by several players, most recent Kenny Bell, WR, 2013

**Top 10 Season Kickoff Return Yards**

| Rk. | Player, Opponent, Year             | Yards |
|-----|------------------------------------|-------|
| 1.  | Cortney Grixby, CB, 2007 (45 ret.) | 1,094 |
| 2.  | Josh Davis, IB, 2002 (42 ret.)     | 994   |
| 3.  | Niles Paul, WR, 2008 (41 ret.)     | 969   |
| 4.  | Ameer Abdullah, IB, 2011 (26 ret.) | 763   |
| 5.  | Josh Davis, IB, 2001 (25 ret.)     | 675   |
| 6.  | JD Spielman, WR, 2017 (26 ret.)    | 669   |
| 7.  | Kenny Bell, WR, 2013 (23 ret.)     | 609   |
| 8.  | Josh Davis, IB, 2003 (23 ret.)     | 596   |
| 9.  | Tyrone Hughes, WB, 1990 (18 ret.)  | 523   |
| 10. | Dana Brinson, WB, 1988 (23 ret.)   | 510   |

**Kick Return Career**

**Returns:** 92; Josh Davis, IB, 2000-03 (2,265 yards)

**Yards:** 2,265; Josh Davis, IB, 2000-03 (92 ret.)

**Yards Per Return (min. 10 ret.):** 28.29; Tyrone Hughes, WB, 1989-92 (51 ret., 1,443 yards)

**Touchdowns:** 2; Niles Paul, WR, 2007-10

**Top 10 Career Kickoff Return Yards**

| Rk. | Player, Opponent, Years               | Yards |
|-----|---------------------------------------|-------|
| 1.  | Josh Davis, IB, 2000-03 (92 ret.)     | 2,265 |
| 2.  | Niles Paul, WR, 2007-10 (77 ret.)     | 1,887 |
| 3.  | Ameer Abdullah, IB, 2011-14 (61 ret.) | 1,592 |
| 4.  | Tyrone Hughes, WB, 1989-92 (51 ret.)  | 1,443 |
| 5.  | Kenny Bell, WR, 2011-14 (51 ret.)     | 1,277 |
| 6.  | Joe Walker, ROV, 1997-00 (53 ret.)    | 1,159 |
| 7.  | Dana Brinson, WB, 1985-88 (51 ret.)   | 1,154 |
| 8.  | Cortney Grixby, CB, 2004-07 (45 ret.) | 1,094 |
| 9.  | Johnny Rodgers, WB, 1970-72 (35 ret.) | 847   |
| 10. | JD Spielman, WR, 2017-19 (36 ret.)    | 835   |

# Nebraska Team Offensive Records

## Scoring Game

**High Points:** 119; vs. Haskell (0), Nov. 24, 1910

**Modern era:** 84; at Minnesota (13), Sept. 17, 1983

**Low Points:** 0; 99 times, most recent at Arizona St. (19), Sept. 21, 1996

**Victory Margin:** 119; vs. Haskell (119-0), Nov. 24, 1910

**Modern era:** 71; at Minnesota (84-13), Sept. 17, 1983

**Losing Margin:** 60; at Texas Tech (10-70), Oct. 9, 2004

**Points, Half:** 1st: 63; vs. Arizona St., Sept. 16, 1995; vs. Iowa St., Nov. 15, 1997

**2nd:** 56; vs. Oklahoma, Nov. 2, 1996

**Points, Quarter:** 1st: 38; vs. Baylor, Oct. 21, 2000

**2nd:** 35; at Kansas, Nov. 4, 1978;

vs. Kansas, Oct. 26, 1996

**3rd:** 48; vs. Colorado, Oct. 22, 1983

**4th:** 30; at Hawaii, Dec. 4, 1982

**High Touchdowns:** 12; at Minnesota, Sept. 17, 1983

**Low Touchdowns:** 0; several times, most recent at Michigan, Nov. 12, 2022

**PATs Made, Kick:** 11; at Army, Sept. 23, 1972;

vs. Arizona St., Sept. 16, 1995;

vs. Iowa St., Nov. 15, 1997

**2PATs Made:** 5; at Kansas, Nov. 10, 1962 (5 att.)

**2PATs Attempted:** 5; at Kansas, Nov. 10, 1962 (5 made)

**Field Goals Made:** 7; at Missouri, Oct. 19, 1985

(ties NCAA record, 7 att.)

**Field Goals Attempted:** 7; at Missouri, Oct. 19, 1985

(ties NCAA record, 7 made); vs. Southern Miss,

Sept. 26, 2015 (5 made)

**Safeties:** 1; several times, most recent,

vs. Illinois, Nov. 10, 2018

**Quickest Score:** 0:07; Terrell Farley 21-yard fumble return at Texas Tech, Oct. 19, 1996

## Top 10 Scoring Games (all time)

| Rk. | NU Opponent, Date                       | Points |
|-----|---|--------|
| 1.  | vs. Haskell (0), Nov. 24, 1910          | 119    |
| 2.  | vs. Kearney State (0), Oct. 7, 1911     | 117    |
| 3.  | at Creighton (0), Oct. 28, 1905         | 102    |
| 4.  | vs. Nebraska Wesleyan (0), Oct. 6, 1917 | 100    |
| 5.  | vs. Doane (0), Nov. 23, 1907            | 85     |
| 6.  | at Minnesota (13), Sept. 17, 1983       | 84     |
| 7.  | vs. Bellevue (0), Oct. 5, 1912          | 81     |
| 8.  | at Army (7), Sept. 23, 1972             | 77     |
|     | vs. Arizona State (28), Sept. 16, 1995  | 77     |
|     | vs. Iowa State (14), Nov. 15, 1997      | 77     |

## Scoring Season

**High Points:** 624; 1983

**Low Points:** 21; 1892

**High Points Per Game:** 52.4; 1995 (576 in 11 games)

**Low Points Per Game:** 4.2; 1892 (21 in 5 games)

**High Touchdowns:** 89; 1983

**Low Touchdowns:** 10; 1957, 1958

**High PATs Made, Kick:** 77; 1983

**Low PATs Made, Kick:** 4; 1957 (10 att.)

**High 2PATs Made (since 1958):** 11; 1962 (20 att.)

**Low 2PATs Made (since 1958):** 0; several times, most recent 2023

**High 2PATs Attempted (since 1958):** 20; 1962 (11 made)

**Low 2PATs Attempted (since 1958):** 0; several times, most recent 2023

**High Field Goals Made:** 24; 2009 (28 att.)

**Low Field Goals Made:** 0; several times, most recent 1951

**High Field Goals Attempted:** 28; 2009 (24 made)

**Low Field Goals Attempted:** 1; several times, most recent 1951

**Field Goal Percentage (min. 10 att.):** 94.7; 2010 (18-19)

**Safeties:** 3; 1989, 1999

## First Downs, Game

**High First Downs:** 44; vs. Utah St., Sept. 7, 1991

**Low First Downs:** 0; vs. Colorado, Nov. 18, 1961

**High First Downs by Rush:** 36; vs. New Mexico St., Sept. 18, 1982 (NCAA record)

**Low First Downs by Rush:** 0; vs. Colorado, Nov. 18, 1961

**High First Downs by Pass:** 24; vs. Iowa State, Oct. 1, 2005

**Low First Downs by Pass:** 0; several times, most recent at Iowa St., Nov. 8, 1986

**High First Downs by Penalty:** 6; vs. USC, Sept. 20, 1969;

vs. Louisiana Tech, Aug. 29, 1998; vs. USC, Sept. 15, 2007

**Low First Downs by Penalty:** 0; several times, most recent vs. Iowa, Nov. 24, 2023

## First Downs, Season

**High First Downs:** 330; 2012

**Low First Downs:** 56; 1947

**High First Downs by Rush:** 249; 1982

**Low First Downs by Rush:** 42; 1947

**High First Downs by Pass:** 184; 2007

**Low First Downs by Pass:** 12; 1947

**High First Downs by Penalty:** 29; 2012

**Low First Downs by Penalty:** 1; 1946

## Rushing, Game

**High Yards:** 677; vs. New Mexico St., Sept. 18, 1982 (then-NCAA record, 78 att.)

**Low Yards:** -17; vs. Oklahoma, Nov. 24, 1951 (33 att.)

**High Attempts:** 86; vs. South Dakota, Sept. 20, 1952 (398 yards)

**Low Attempts:** 16; vs. Ohio State, Oct. 14, 2017 (44 yards)

**High Yards Per Attempt:** 10.82; at Minnesota, Sept. 17, 1983 (595 yards, 55 att.)

**Low Yards Per Attempt:** -0.52; vs. Oklahoma, Nov. 24, 1951 (-17 yards, 33 att.)

**Touchdowns:** 9; at Minnesota, Sept. 17, 1983;

vs. Oregon, Sept. 28, 1985; vs. Iowa St., Nov. 15, 1997

## Top 10 Rushing Games

| Rk. | NU Opponent, Date                        | Yards |
|-----|--|-------|
| 1.  | New Mexico St., Sept. 18, 1982 (78 att.) | 677   |
| 2.  | at Baylor, Oct. 13, 2001 (73 att.)       | 641   |
| 3.  | Iowa St., Nov. 4, 1995 (68 att.)         | 624   |
| 4.  | Utah St., Sept. 7, 1991 (77 att.)        | 617   |
| 5.  | Iowa St., Nov. 7, 1987 (70 att.)         | 604   |
| 6.  | at Minnesota, Sept. 17, 1983 (55 att.)   | 595   |
| 7.  | Oklahoma St., Oct. 15, 1988 (60 att.)    | 570   |
| 8.  | Pacific, Sept. 23, 1995 (70 att.)        | 569   |
| 9.  | Kansas, Nov. 12, 1983 (66 att.)          | 567   |
| 10. | at Iowa St., Nov. 5, 1988 (68 att.)      | 566   |

## Fewest Rushing Yards in a Game

| Rk. | NU Opponent, Date                    | Yards |
|-----|--------------------------------------|-------|
| 1.  | Oklahoma, Nov. 24, 1951 (33 att.)    | -17   |
| 2.  | at Missouri, Oct. 22, 2005 (19 att.) | -2    |
| 3.  | Oklahoma, Oct. 22, 1949 (38 att.)    | 4     |
| 4.  | at Penn St., Oct. 15, 1949 (35 att.) | 5     |
| 5.  | at Syracuse, Oct. 18, 1958 (35 att.) | 11    |
|     | at Missouri, Nov. 18, 1967 (44 att.) | 11    |
| 7.  | Minnesota, Oct. 1, 1949 (38 att.)    | 14    |
| 8.  | Oklahoma, Oct. 29, 2005 (34 att.)    | 16    |
| 9.  | at Kansas, Nov. 5, 2005 (22 att.)    | 21    |
| 10. | at Oklahoma, Nov. 13, 1948 (28 att.) | 22    |

## Rushing, Season

**High Yards:** 4,820; 1983 (724 att.)

**Low Yards:** 918; 1947 (315 att.)

**High Yards Per Game:** 401.7; 1983 (4,820 yards/12 games)

**Low Yards Per Game:** 96.0; 2005 (1,152 yards/12 games)

**High Attempts:** 762; 1982 (4,732 yards)

**Low Attempts:** 315; 1947 (918 yards)

**High Yards Per Attempt:** 7.01; 1995 (4,398 yards, 627 att.)

**Low Yards Per Attempt:** 2.57; 1958 (1,135 yards, 442 att.)

**High Yards Lost:** 580; 1951

**Low Yards Lost:** 157; 1974

**High Touchdowns:** 66; 1983, 1997

**Low Touchdowns:** 3; 1958

**Passing, Game****High Yards:** 519; vs. Kansas St., Nov. 10, 2007 (31 comp., 43 att.)**Low Yards:** -3; at Iowa St., Nov. 8, 1986 (1 comp., 9 att.)**High Attempts:** 58; at Colorado, Nov. 23, 2007 (31 comp.)**Low Attempts:** 1; at Iowa St., Nov. 12, 1949 (0 comp.)**High Completions:** 37; at Texas Tech, Oct. 11, 2008 (45 att.)**Low Completions:** 0; eight times, most recent vs. Colorado, Nov. 18, 1961**High Completion Pct. (min. 15 att.):** 86.96 vs. Indiana, Oct. 26, 2019 (20 comp., 23 att.)**Low Completion Pct. (min. 15 att.):** 17.65; three times, most recent at Iowa St., Nov. 9, 1957 (3 comp., 17 att.)**High Yards Per Attempt (min. 15 att.):** 17.1; vs. Baylor, Oct. 16, 2004 (342 yards, 20 att.)**Low Yards Per Attempt (min. 15 att.):** 0.59; at Penn St., Oct. 15, 1949 (10 yards, 17 att.)**High Yards Per Completion (min. 10 comp.):** 28.30; at Kansas, Nov. 4, 1978 (283 yards, 10 comp.)**Low Yards Per Completion (min. 10 comp.):** 5.33; at Minnesota, Oct. 2, 1948 (64 yards, 12 comp.)**Attempts, No INT:** 55; vs. Iowa St., Oct. 1, 2005**Interceptions:** 5; vs. Pittsburgh, Nov. 13, 1954 (23 att.) at Texas Tech, Oct. 9, 2004 (42 att.)**High INT Pct. (min. 15 att.):** 26.67; at Oklahoma, Nov. 23, 1985 (4 INT, 15 att.)**Touchdown Passes:** 7 vs. Kansas St., Nov. 10, 2007 (43 att.)**Touchdown Pct. (min. 15 att.):** 33.33; vs. UCLA, Sept. 12, 1987; at Missouri, Oct. 31, 1987 (both 5TD, 15 att.)**High NCAA Rating (min. 15 att.):** 298.2; vs. UCLA, Sept. 12, 1987 (15-10/21/75)**Low NCAA Rating (min. 15 att.):** -24.5; at Penn St., Oct. 15, 1949 (17-3/4/10/0)**300-Yard Passing Games (49)**

| Rk. | NU Opponent, Date (comp.-att.)             | Yards |
|-----|--|-------|
| 1.  | Kansas State, Nov. 10, 2007 (31-43)        | 519   |
| 2.  | at Colorado, Nov. 23, 2007 (31-58)         | 484   |
| 3.  | Ball State, Sept. 22, 2007 (29-37)         | 438   |
| 4.  | Iowa State, Oct. 1, 2005 (36-55)           | 431   |
| 5.  | at Purdue, Oct. 28, 2017 (32-50)           | 431   |
| 6.  | Wyoming, Sept. 10, 2016 (21-35)            | 412   |
| 7.  | at Purdue, Oct. 31, 2015 (29-48)           | 407   |
| 8.  | at Wisconsin, Oct. 6, 2018 (26-44)         | 407   |
| 9.  | at Kansas, Nov. 3, 2007 (25-50)            | 405   |
| 10. | at Penn State, Nov. 18, 2017 (26-41)       | 399   |
| 11. | Kansas, Sept. 30, 2006 (15-33)             | 395   |
| 12. | at Colorado, Nov. 25, 2005 (27-48)         | 392   |
| 13. | USC, Sept. 15, 2007 (36-54)                | 389   |
| 14. | vs. USC, Dec. 27, 2014 (32-51)             | 381   |
| 15. | Southern Miss, Sept. 26, 2015 (23-35)      | 368   |
| 16. | at Kansas, Oct. 21, 1972 (19-38)           | 360   |
| 17. | Arkansas State, Sept. 12, 2009 (30-41)     | 358   |
| 18. | at Texas Tech, Oct. 11, 2008 (37-45)       | 357   |
| 19. | vs. Northwestern, Aug. 27, 2022 (25-42)    | 355   |
| 20. | Southern Miss, Sept. 1, 2012 (26-34)       | 354   |
| 21. | at Purdue, Oct. 15, 2022 (16-29)           | 354   |
| 22. | at Wisconsin, Nov. 20, 2021 (23-35)        | 351   |
| 23. | Ohio State, Oct. 14, 2017 (27-47)          | 349   |
| 24. | Western Michigan, Aug. 30, 2008 (20-36)    | 345   |
| 25. | Baylor, Oct. 16, 2004 (13-20)              | 342   |
| 26. | at Northwestern, Oct. 20, 2012 (27-39)     | 342   |
| 27. | Baylor, Oct. 25, 2008 (32-46)              | 336   |
| 28. | Louisiana Tech, Sept. 2, 2006 (24-36)      | 332   |
| 29. | Missouri, Oct. 14, 1972 (20-29)            | 329   |
| 30. | at Iowa State, Oct. 18, 2008 (27-37)       | 328   |
| 31. | Kansas, Nov. 8, 2008 (29-38)               | 328   |
| 32. | at Illinois, Sept. 21, 2019 (22-34)        | 328   |
| 33. | at Oklahoma State, Oct. 23, 2010 (23-35)   | 323   |
| 34. | vs. Purdue, Sept. 29, 2018 (25-42)         | 323   |
| 35. | Michigan State, Nov. 7, 2015 (19-33)       | 320   |
| 36. | Oklahoma State, Oct. 28, 1972 (18-40)      | 319   |
| 37. | BYU, Sept. 5, 2015 (24-41)                 | 319   |
| 38. | Georgia Southern, Sept. 10, 2022 (23-34)   | 318   |
| 39. | at Texas, Oct. 27, 2007 (25-38)            | 315   |
| 40. | Utah, Sept. 21, 1968 (19-32)               | 314   |
| 41. | Minnesota, Nov. 23, 2012 (22-33)           | 311   |
| 42. | at Minnesota, Nov. 11, 2017 (25-36)        | 311   |
| 43. | South Dakota State, Sept. 21, 2013 (21-26) | 310   |
| 44. | at Miami, Sept. 19, 2015 (21-45)           | 309   |

|     |   |     |
|-----|---|-----|
| 45. | Colorado, Nov. 26, 2004 (29-55)             | 306 |
| 46. | Fordham, Sept. 4, 2021 (21-30)              | 304 |
| 47. | Texas, Oct. 21, 2006 (16-29)                | 302 |
| 48. | South Alabama, Sept. 12, 2015 (26-38)       | 302 |
| 49. | Louisiana-Lafayette, Sept. 26, 2009 (22-26) | 300 |

**Fewest Passing Yards in a Game**

| Rk. | NU Opponent, Date                                    | Yards |
|-----|--|-------|
| 1.  | at Iowa St., Nov. 8, 1986 (9 att., 1 comp.)          | -3    |
| 2.  | Eight times, most recent vs. Colorado, Nov. 18, 1961 | 0     |
| 10. | at Colorado, Nov. 28, 1987 (6 att., 3 comp.)         | 3     |

**Passing, Season****High Yards:** 3,886; 2007 (296 comp., 481 att.)**Low Yards:** 321; 1960 (24 comp., 72 att.)**High Yards Per Game:** 323.8; 2007 (3,886 yards/12 games)**Low Yards Per Game:** 32.1; 1960 (321 yards/10 games)**High Attempts:** 481; 2007 (296 comp.)**Low Attempts:** 72; 1960 (24 comp.)**High Completions:** 296; 2007 (481 att.)**Low Completions:** 24; 1960 (72 att.)**High Completion Pct.:** 68.13; 2008 (295 comp., 433 att.)**Low Completion Pct.:** 28.57; 1947 (26 comp., 91 att.)**High Yards Per Attempt:** 9.35; 2021 (3,197 yards, 342 att.)**Low Yards Per Attempt:** 3.91; 1959 (395 yards, 101 att.)**High Yards Per Completion:** 19.64; 1989 (1,080 yards, 55 comp.)**Low Yards Per Completion:** 9.75; 2020 (1,521 yards, 156 comp.)**High Interceptions:** 23; 2004 (322 att.)**Low Interceptions:** 3; 1989 (168 att.)**High INT Pct.:** 17.82; 1957 (18 INT, 101 att.)**Low INT Pct.:** 1.35; 1996 (3 INT, 222 att.)**High Touchdown Passes:** 32; 2006 (411 att.)**Low Touchdown Passes:** 1; 1957 (101 att.); 1960 (72 att.)**High Touchdown Pct.:** 13.69; 1989 (23 TD, 168 att.)**Low Touchdown Pct.:** 0.99; 1957 (1 TD, 101 att.)**High NCAA Rating:** 166.9; 1989 (168-83-31,518/23)**Low NCAA Rating:** 35.9; 1957 (101-33-18/428/1)**Total Offense, Game****High Yards:** 883; vs. New Mexico St., Sept. 18, 1982 (677 rush, 206 pass)**Low Yards:** 15; at Penn St., Oct. 15, 1949 (5 rush, 10 pass)**Yards, Half:** 508 (1st); vs. Arizona St., Sept. 16, 1995 (284 rush, 224 pass)**High Attempts:** 108; at Missouri, Oct. 9, 1971 (73 rush, 35 pass)**Low Attempts:** 35; three times, most recent vs. Colorado, Nov. 18, 1961 (23 rush, 12 pass)**High Yards Per Attempt:** 11.288; at Kansas State, Oct. 7, 2010 (587 yards, 52 att.); 11.286; at Minnesota, Sept. 17, 1983 (790 yards, 70 att.)**Low Yards Per Attempt:** 0.29; at Penn St., Oct. 15, 1949 (15 yards, 52 att.)**Top 10 Total Offense Games**

| Rk. | NU Opponent, Date (Rush-Pass-Attempts)       | Yards |
|-----|--|-------|
| 1.  | New Mexico St., Sept. 18, 1982 (677-206-104) | 883   |
| 2.  | at Kansas, Nov. 4, 1978 (516-283-77)         | 799   |
| 3.  | at Minnesota, Sept. 17, 1983 (595-195-70)    | 790   |
| 4.  | Utah St., Sept. 7, 1991 (617-170-98)         | 787   |
| 5.  | Florida Atlantic, Aug. 30, 2014 (498-286-92) | 784   |
| 6.  | Iowa St., Nov. 4, 1995 (624-152-89)          | 776   |
| 7.  | Pacific, Sept. 23, 1995 (569-162-106)        | 731   |
| 8.  | Kansas St., Oct. 7, 1989 (542-181-87)        | 723   |
| 9.  | Colorado, Oct. 10, 1981 (541-173-90)         | 719   |
| 10. | Kansas State, Nov. 10, 2007 (183-519-80)     | 702   |

**Lowest Total Offense Games by Nebraska**

| Rk. | NU Opponent, Date (Attempts)      | Yards |
|-----|-----------------------------------|-------|
| 1.  | at Penn St., Oct. 15, 1949 (52)   | 15    |
| 2.  | Colorado, Nov. 18, 1961 (35)      | 31    |
| 3.  | Oklahoma, Oct. 22, 1949 (50)      | 38    |
| 4.  | Oklahoma, Nov. 24, 1951 (51)      | 41    |
| 5.  | at Syracuse, Oct. 18, 1958 (45)   | 41    |
| 6.  | at Kansas, Nov. 5, 1960 (39)      | 50    |
| 7.  | at Iowa St., Oct. 11, 1947 (35)   | 62    |
| 8.  | at UCLA, Nov. 30, 1946 (43)       | 63    |
| 9.  | Indiana, Oct. 26, 1946 (68)       | 68    |
| 10. | at Pittsburgh, Oct. 12, 1957 (45) | 76    |
|     | at Indiana, Oct. 17, 1959 (39)    | 76    |

Total Offense Season

High Yards: 6,560; 1983 (4,820 rush, 1,740 pass)  
Low Yards: 1,275; 1947 (918 rush, 357 pass)  
High Yards Per Game: 556.3; 1995 (399.8 rush, 156.5 pass)  
Low Yards Per Game: 141.7; 1947 (102.0 rush, 39.7 pass)  
High Attempts: 1,076; 1971 (696 rush, 380 pass)  
Low Attempts: 406; 1947 (315 rush, 91 pass)  
High Yards Per Attempt: 7.16; 1983 (6,560 yards, 916 att.)  
Low Yards Per Attempt: 2.90; 1958 (1,548 yards, 526 att.)

Penalties

Low Penalties, Game: 16; at Texas A&M, Nov. 20, 2010 (145 yards)  
Low Penalties, Game: 0; several times, most recent at Michigan St., Nov. 4, 2023  
High Penalty Yards, Game: 145; at Texas A&M, Nov. 20, 2010 (16 penalties)  
Low Penalty Yards, Game: 0; several times, most recent at Michigan St., Nov. 4, 2023  
High Penalties, Season: 109, 2010 (993 yards)  
Low Penalties, Season: 33; 1960 (324 yards)  
High Penalty Yards, Season: 993; 2010 (109 penalties)  
Low Penalty Yards, Season: 256; 1957 (36 penalties)

Turnovers, Game

High Turnovers: 8; vs. Colorado, Oct. 21, 1967 (4 FL, 4 INT); at Iowa St., Nov. 11, 1972 (6 FL, 2 INT); vs. Iowa St., Oct. 24, 2009 (5 FL, 3 INT)  
Low Turnovers: 0; several times, most recent vs. Louisiana Tech, Sept. 23, 2023  
High Turnover Margin: +8; at Kansas St., Oct. 8, 1949 (0-8); vs. Texas A&M, Oct. 18, 2003 (0-8)  
Low Turnover Margin: -8; vs. Iowa St., Oct. 24, 2009 (8-0)  
High Fumbles: 10; vs. Kansas St., Nov. 13, 1999 (lost 3)  
Low Fumbles: 0; several times, most recent vs. Penn State, Nov. 14, 2020  
High Fumbles Lost: 6; several times, most recent at Iowa St., Nov. 13, 1976 (8 fumbles)  
Low Fumbles Lost: 0; several times, most recent at Wisconsin, Nov. 18, 2023  
High Interceptions Thrown: 5; at Texas Tech, Oct. 9, 2004 vs. Pittsburgh, Nov. 13, 1954  
Low Interceptions Thrown: 0; several times, most recent at Purdue, Oct. 28, 2023

Turnovers, Season

High Turnovers: 40; 1967 (25 FL, 15 INT); 1972 (20 FL, 20 INT)  
Low Turnovers: 12; 1992 (5 FL, 7 INT)  
High Turnover Margin: +26; 1971 (21-47)  
Low Turnover Margin: -18; 1967 (40-22)  
High Fumbles: 49; 1999 (lost 25)  
Low Fumbles: 11; 2015 (lost 6)  
High Fumbles Lost: 26; 1954 (45 fumbles); 1976 (34 fumbles)  
Low Fumbles Lost: 2; 2017 (12 fumbles)  
High Interceptions Thrown: 23; 2004  
Low Interceptions Thrown: 3; 1989, 1996

Nebraska Team  
Defensive Records

Rushing Defense

Fewest Rushing Yards Allowed, Game (includes all negative yardage games)

| Rk. | NU Opponent, Date (Attempts)                 | Yards |
|-----|--|-------|
| 1.  | Kansas St., Oct. 16, 1976 (39 att.)          | -45   |
| 2.  | Kansas, Oct. 16, 1971 (35 att.)              | -42   |
| 3.  | Oregon St., Sept. 30, 1989 (27 att.)         | -36   |
| 4.  | Florida, Jan. 2, 1996, Fiesta Bowl (21 att.) | -28   |
| 5.  | Troy St., Sept. 1, 2001 (35 att.)            | -25   |
| 6.  | at Michigan, Nov. 9, 2013 (36 att.)          | -21   |
|     | Louisiana Tech, Aug. 29, 1998 (14 att.)      | -21   |
|     | at Kansas, Nov. 15, 1986 (22 att.)           | -21   |
| 9.  | Kansas St., Oct. 21, 1995 (26 att.)          | -19   |
| 10. | South Dakota St., Sept. 21, 1963 (32 att.)   | -17   |
| 11. | South Carolina, Oct. 3, 1987 (22 att.)       | -14   |
| 12. | Oklahoma St., Oct. 18, 1980 (39 att.)        | -13   |

|     |   |     |
|-----|---|-----|
| 13. | at Army, Sept. 23, 1972 (37 att.)         | -12 |
| 14. | Kansas St., Oct. 5, 1946 (33 att.)        | -11 |
| 15. | North Dakota, Sept. 23, 1961 (37 att.)    | -8  |
| 16. | at Kansas St., Oct. 15, 1994 (23 att.)    | -7  |
| 17. | Maine, Sept. 3, 2005 (37 att.)            | -6  |
| 18. | Iowa St., Nov. 4, 1967 (39 att.)          | -5  |
| 19. | Western Illinois, Sept. 4, 2004 (35 att.) | -3  |
|     | at Colorado, Oct. 24, 1964 (36 att.)      | -3  |
| 21. | at Purdue, Dec. 5, 2020 (17 att.)         | -2  |
| 22. | Utah St., Sept. 5, 1987 (29 att.)         | -1  |

Bowl Game

|  |     |
|--|-----|
| Florida, Jan. 2, 1996, Fiesta Bowl (21 att.) | -28 |
|--|-----|

Fewest Rushing Yards Allowed Per Game, Season

| Rk. | Season (National/Conference Rank) | Yards Per Game |
|-----|-----------------------------------|----------------|
| 1.  | 1967 (4th National/1st Big Eight) | 67.5           |
| 2.  | 1997 (3rd National/1st Big 12)    | 73.4           |
| 3.  | 1999 (6th National/1st Big 12)    | 77.1           |
| 4.  | 1995 (2nd National/1st Big Eight) | 78.4           |
| 5.  | 1984 (4th National)               | 78.8           |
| 6.  | 1994 (4th National/1st Big Eight) | 79.3           |
| 7.  | 1996 (5th National/1st Big 12)    | 83.8           |
| 8.  | 1971 (2nd National/1st Big Eight) | 85.9           |
| 9.  | 1980 (3rd National/1st Big Eight) | 88.0           |
| 10. | 2023 (7th National/3rd Big Ten)   | 92.9           |

Passing Defense Fewest Passing Yards Allowed, Game

| Rk. | NU Opponent, Date (Completions-Attempts)                 | Yards |
|-----|--|-------|
| 1.  | 10 times, most recent, Nicholls St., Sept. 9, 2006 (0-3) | 0     |
| 11. | at Iowa St., Nov. 12, 1949 (4-17)                        | 2     |

Bowl Game

|  |    |
|--|----|
| vs. Arizona, Dec. 30, 2009, Holiday Bowl (10-31) | 46 |
| vs. Oklahoma, Jan. 1, 1979, Orange Bowl (2-3)    | 47 |
| vs. Alabama, Jan. 1, 1972, Orange Bowl (3-13)    | 47 |

Fewest Passing Yards Allowed Per Game, Season

| Rk. | Season (National/Conference Rank)  | Yards Per Game |
|-----|------------------------------------|----------------|
| 1.  | 1973 (1st National/1st Big Eight)  | 39.9           |
| 2.  | 1955 (11th National/1st Big Eight) | 44.9           |
| 3.  | 1949                               | 66.1           |
| 4.  | 1960                               | 66.4           |
| 5.  | 1965 (3rd National/1st Big Eight)  | 66.5           |
| 6.  | 1953                               | 72.7           |
| 7.  | 1956                               | 76.2           |
| 8.  | 1961                               | 80.0           |
| 9.  | 1957                               | 80.6           |
| 10. | 1954                               | 82.2           |

Total Defense

Fewest Total Yards Allowed, Game

| Rk. | NU Opponent, Date (Rush, Pass)             | Yards |
|-----|--|-------|
| 1.  | South Dakota St., Sept. 21, 1963 (-17, 48) | 31    |
| 2.  | North Dakota, Sept. 23, 1961 (-8, 42)      | 34    |
| 3.  | Kansas St., Oct. 17, 1964 (28, 8)          | 36    |
| 4.  | Kansas St., Oct. 5, 1946 (-11, 58)         | 47    |
| 5.  | Kansas, Oct. 25, 1997 (21, 27)             | 48    |
| 6.  | at Colorado, Oct. 24, 1964 (-3, 54)        | 51    |
| 7.  | at Iowa St., Nov. 3, 1984 (16, 37)         | 53    |
| 8.  | Kansas, Oct. 16, 1971 (-42, 98)            | 56    |
| 9.  | at Kansas, Oct. 21, 1972 (32, 31)          | 63    |
| 10. | Minnesota, Oct. 5, 1974 (29, 35)           | 64    |

Fewest Total Yards Allowed Per Game, Season

| Rk. | Season (National/Conference Rank) | Yards Per Game |
|-----|-----------------------------------|----------------|
| 1.  | 1967 (1st National/1st Big Eight) | 157.6          |
| 2.  | 1964 (2nd National/1st Big Eight) | 167.0          |
| 3.  | 1965 (8th National/1st Big Eight) | 202.8          |
| 4.  | 1971 (5th National/1st Big Eight) | 202.9          |
| 5.  | 1984 (1st National/1st Big Eight) | 203.3          |
| 6.  | 1980 (3rd National/1st Big Eight) | 210.7          |
| 7.  | 1963                              | 212.0          |
| 8.  | 1979 (5th National/1st Big Eight) | 216.6          |
| 9.  | 1972 (4th National/1st Big Eight) | 217.4          |
| 10. | 1962                              | 219.3          |

**Pass Breakups**

**Most PBU, Game:** 20; at UCLA, Sept. 22, 1984 (43 att.)  
**Most PBU, Season:** 90; 2000

**Top Five Games, Pass Breakups**

| Rk. | NU Opponent, Date (Attempts)            | PBU |
|-----|---|-----|
| 1.  | at UCLA, Sept. 22, 1984 (43 att.)       | 20  |
| 2.  | Kansas, Oct. 2, 2004 (49 att.)          | 17  |
|     | at Iowa St., Oct. 7, 2000 (43 att.)     | 17  |
| 4.  | at Pittsburgh, Sept. 18, 2004 (45 att.) | 16  |
|     | vs. Colorado, Nov. 29, 1996 (38 att.)   | 16  |

**Sacks (Since 1981)**

**Total Sacks, Game:** 11; vs. Oregon St., Sept. 30, 1989  
 (89 yards); vs. Maine, Sept. 3, 2005 (69 yards)

**Yards Lost by Sacks, Game:** 89; vs. Oregon St., Sept. 30, 1989  
 (11 sacks)

**High Total Sacks, Season:** 53; 1999 (395 yards lost)

**Low Total Sacks, Season:** 13; 2007 (94 yards lost);  
 2020 (100 yards lost)

**High Yards Lost by Sacks, Season:** 395; 1999 (53 sacks)

**Low Yards Lost by Sacks, Season:** 85; 2017 (14 sacks)

**Top Five Games, Sacks**

| Rk. | NU Opponent, Date (Yards)           | Sacks |
|-----|-------------------------------------|-------|
| 1.  | vs. Oregon St., Sept. 30, 1989 (89) | 11    |
|     | vs. Maine, Sept. 3, 2005 (69)       | 11    |
| 3.  | at Oklahoma, Nov. 19, 1988 (50)     | 10    |
| 4.  | vs. Texas, Dec. 5, 2009 (52)        | 9     |
|     | vs. Kansas St., Oct. 21, 1995 (82)  | 9     |
|     | vs. Texas Tech, Sept. 11, 1993 (55) | 9     |
|     | vs. Kansas, Nov. 16, 1985 (68)      | 9     |
|     | vs. New Mexico, Oct. 5, 1985 (59)   | 9     |

**Top Five Games, Sacks (Yards)**

| Rk. | NU Opponent, Date (Sacks)           | Yards |
|-----|-------------------------------------|-------|
| 1.  | vs. Oregon St., Sept. 30, 1989 (11) | 89    |
| 2.  | vs. Kansas St., Oct. 21, 1995 (9)   | 82    |
| 3.  | vs. Maine, Sept. 3, 2005 (11)       | 69    |
| 4.  | vs. Troy St., Sept. 1, 2001 (8)     | 68    |
|     | vs. Kansas, Nov. 16, 1985 (9)       | 68    |

**Tackles for Loss (Since 1965)**

**TFL, Game:** 18; vs. Iowa St., Nov. 8, 1969 (112 yards);  
 vs. Maine, Sept. 3, 2005 (89 yards)

**Yards Lost, Game:** 112; vs. Iowa St., Nov. 8, 1969 (18 TFL)

**High TFL, Season:** 140; 2005 (573 yards lost)

**Low TFL, Season:** 32; 1988 (390 yards lost)

**High Yards Lost, Season:** 597; 1980 (95 tackles for loss)

**Low Yards Lost, Season:** 115; 1982 (48 tackles for loss)

**Top Five Games, Tackles for Loss (TFL)**

| Rk. | NU Opponent, Date (Yards Lost)     | TFL |
|-----|------------------------------------|-----|
| 1.  | vs. Iowa St., Nov. 8, 1969 (112)   | 18  |
|     | vs. Maine, Sept. 3, 2005 (89)      | 18  |
| 3.  | at Iowa St., Nov. 7, 1998 (60)     | 17  |
|     | vs. Texas Tech, Oct. 19, 1996 (55) | 17  |
| 5.  | vs. Oregon, Sept. 14, 1974 (83)    | 16  |
|     | vs. Baylor, Oct. 12, 1996 (62)     | 16  |
|     | vs. Kansas St., Oct. 4, 1997 (50)  | 16  |
|     | vs. Texas, Oct. 31, 1998 (29)      | 16  |
|     | at Michigan, Nov. 9, 2013 (67)     | 16  |

**Top Five Games, Tackles for Loss (Yards)**

| Rk. | NU Opponent, Date (TFL)             | Yards |
|-----|-------------------------------------|-------|
| 1.  | vs. Iowa State, Nov. 8, 1969 (18)   | 112   |
| 2.  | vs. Oregon St., Sept. 30, 1989 (13) | 96    |
| 3.  | vs. Kansas, Nov. 15, 1986 (13)      | 94    |
| 4.  | vs. Troy St., Sept. 1, 2001 (13)    | 90    |
| 5.  | vs. Maine, Sept. 3, 2005 (18)       | 89    |
|     | vs. Kansas St., Oct. 21, 1995 (14)  | 89    |
|     | vs. Kansas St., Oct. 16, 1976 (9)   | 89    |

**Opponent Turnovers, Game**

**Total Turnovers:** 8; several times, most recent  
 vs. Texas A&M, Oct. 18, 2003

**Fumbles:** 10; Auburn, Oct. 3, 1981 (5 lost)

**Fumbles Lost:** 6; several times, most recent at Iowa St., Nov. 15, 1980  
**Interceptions Thrown:** 7; vs. Kansas St., Nov. 14, 1970 (184 yards)

**NU Interception Return Yards:** 184; vs. Kansas St.,  
 Nov. 14, 1970 (7 INT)

**NU Interception Return Touchdowns:** 2; vs. Oklahoma St.,  
 Oct. 24, 1970; vs. Illinois, Sept. 21, 1985; vs. Michigan St.,  
 Sept. 7, 1996; vs. Wake Forest, Sept. 10, 2005;  
 vs. Idaho, Sept. 11, 2010; vs. Southern Miss, Sept. 7, 2013

**Opponent Total Turnovers, Season**

**High Total Turnovers:** 47; 1972 (27 INT, 20 FL);  
 2003 (32 INT, 15 FL)

**Low Total Turnovers:** 7; 2020 (5 INT, 2 FL)

**High Fumbles:** 48; 1976 (30 lost)

**Low Fumbles:** 5; 2017 (3 lost)

**High Fumbles Lost:** 30; 1976 (48 fumbles)

**Low Fumbles Lost:** 2; 2020 (13 fumbles)

**High Interceptions Thrown:** 32; 2003 (259 yards)

**Low Interceptions Thrown:** 5; 2020 (102 yards)

**High Interception Return Yards:** 523; 1970 (30 INT)

**Low Interception Return Yards:** 16; 2018 (11 INT)

**High Interception Return Touchdowns:** 5; 1971; 1995

**Nebraska Team****Special Teams Records****Punting, Game**

**High Punts:** 18; vs. Notre Dame, Nov. 28, 1918

**Low Punts:** 0; 10 times, most recent vs. Illinois, Oct. 1, 2016

**Average (min. 3 punts):** 57.6; vs. Colorado, Nov. 26, 1999  
 (7 punts, 403 yards)

**Punting, Season**

**High Punts:** 78; 2009 (41.2 avg.)

**Low Punts:** 29; 1995 (38.1 avg.)

**High Average:** 45.9; 2005 (72 punts, 3,302 yards)

**Low Average:** 30.3; 1953 (50 punts, 1,514 yards)

**Punt Returns, Game**

**Returns:** 11; at Minnesota, Sept. 17, 1983 (120 yards)

**Return Yards:** 205; vs. Utah St., Sept. 5, 1987 (6 ret.)

**Return Average (min. 3 returns):** 44.7; at Iowa, Nov. 28, 2014  
 (3 ret., 134 yards)

**Return Touchdowns:** 2; vs. Kansas, Nov. 12, 1983;

vs. Utah St., Sept. 5, 1987; vs. Troy St., Aug. 31, 2002

**Punt Returns, Season**

**High Returns:** 65; 2001 (853 yards)

**Low Returns:** 5; 2022 (77 yards)

**High Return Yards:** 853; 2001 (65 ret.)

**Low Return Yards:** 27; 2021 (10 ret.)

**High Return Average:** 17.41; 1960 (17 ret., 296 yards)

**Low Return Average:** 2.70; 2021 (10 ret., 27 yards)

**Return Touchdowns:** 6; 2002 (includes one in bowl game)

**Kickoff Returns, Game**

**Returns:** 9; at Oklahoma, Nov. 20, 1954;

at Oklahoma, Nov. 24, 1956

**Return Yards:** 211; vs. Fresno St., Sept. 10, 2011 (5 ret.)

**Return Average (min. 3 att.):** 51.00; at Kansas St.,  
 Oct. 6, 1990 (3 ret., 153 yards)

**Return Touchdowns:** 1; several games, most recent,  
 vs. Arkansas State, Sept. 2, 2017

**Kickoff Returns, Season**

**High Returns:** 74; 2007 (1,619 yards)

**Low Returns:** 12; 2021 (187 yards)

**High Return Average:** 27.85; 1990 (26 ret., 724 yards)

**Low Return Average:** 14.76; 1961 (25 ret., 369 yards)

**Return Touchdowns:** 1; 19 times, most recent 2017

# Opponent Team Records

## Scoring, Game

Points: 76; at Kansas, Nov. 3, 2007

Points, 1st Half: 49; at Oklahoma, Nov. 1, 2008

Points, 2nd Half: 49; at Texas Tech, Oct. 9, 2004

Points, 1st Quarter: 35; at Oklahoma, Nov. 1, 2008

Points, 2nd Quarter: 28; at Ohio St., Oct. 6, 2012;  
at Penn State, Nov. 18, 2017

Points, 3rd Quarter: 28; vs. UCLA, Sept. 14, 2013;

at Wisconsin, Nov. 15, 2014; vs. Iowa, Nov. 24, 2017

Points, 4th Quarter: 28; at Texas Tech, Oct. 9, 2004

Touchdowns: 11; at Kansas, Nov. 3, 2007

PATs Made by Kick: 10; at Texas Tech, Oct. 9, 2004 (10 att.);

at Kansas, Nov. 3, 2007 (11 att.); vs. Wisconsin,  
Dec. 1, 2012 (10 att.)

2PATs Made (Since 1958): 4; at Syracuse, Oct. 18, 1958 (5 att.)

2PATs Attempted (Since 1958): 5; at Syracuse, Oct. 18, 1958 (4 made);  
vs. Oregon, Sept. 17, 2016 (1 made)

Field Goals Made: 5; Penn St., Sept. 26, 1981 (5 att.);

Kansas, Oct. 31, 1981 (5 att.)

Field Goal Attempts (Since 1964): 5; seven times,  
most recent Wisconsin, Oct. 10, 2015 (3 made)

Safeties: 3; Arizona St., Sept. 21, 1996

Quickest Score: 0:06; Kansas St. on NU safety, Oct. 29, 1983

## Top 10 Scoring Games (all time)

| RK. | NU Opponent, Date (NU Score)        | Points |
|-----|-------------------------------------|--------|
| 1.  | at Kansas, Nov. 3, 2007 (NU 39)     | 76     |
| 2.  | at Texas Tech, Oct. 9, 2004 (NU 10) | 70     |
|     | vs. Wisconsin, Dec. 1, 2012 (NU 31) | 70     |
| 4.  | at Colorado, Nov. 23, 2007 (NU 51)  | 65     |
| 5.  | at Ohio State, Oct. 6, 2012 (NU 38) | 65     |
| 6.  | at Oklahoma, Nov. 1, 2008 (NU 28)   | 62     |
|     | at Colorado, Nov. 23, 2001 (NU 36)  | 62     |
|     | at Ohio State, Nov. 5, 2016 (NU 3)  | 62     |
| 9.  | vs. Minnesota, Oct. 6, 1945 (NU 7)  | 61     |
| 10. | at Wisconsin, Nov. 15, 2014 (NU 24) | 59     |

## Scoring, Season

High Points: 455; 2007 (12 games)

Low Points: 0; 1890 (2 games); 1902 (9 games)

High Points Per Game: 37.9; 2007 (12 games, 455 points)

Low Points Per Game: 0.0; 1890 (2 games, 0 points);  
1902 (9 games, 0 points)

High Touchdowns: 60; 2007 (12 games)

Low Touchdowns: 0; 1890 (2 games); 1902 (9 games)

High PATs Made by Kick: 57; 2017 (58 att.)

Low PATs Made by Kick: 8; 1963 (15 att.); 1980 (10 att.)

High 2PATs Made (Since 1958): 7; 1958 (11 att.)

Low 2PATs Made (Since 1958): 0; several times,  
most recent 2021 (1 att.)

High 2PATs Attempted (Since 1958): 11; 1958 (7 made)

Low 2PATs Attempted (Since 1958): 0; 1971, 1972, 1975,  
2008, 2011, 2014, 2017

High Field Goals Made: 20; 2010 (27 att.)

Low Field Goals Made: 0; several times, most recent 1957

High Field Goal Attempts: 27; 2010 (20 made);  
2021 (16 made)

Low Field Goal Attempts: 3; 1995 (2 made)

Safeties: 3; 1996; 2005, 2021

## First Downs, Game

High First Downs: 41; vs. Ohio State, Oct. 14, 2017

Low First Downs: 2; Notre Dame, Oct. 20, 1917;

South Dakota, Sept. 19, 1964; Colorado, Oct. 24, 1964

High First Downs by Rush: 28; Oklahoma, Nov. 23, 1974

Low First Downs by Rush: 0; at Wisconsin, Oct. 8, 1966;

Minnesota, Oct. 5, 1974; Texas Tech, Oct. 18, 1997;

Western Michigan, Aug. 30, 2008; at Michigan, Nov. 9, 2013

High First Downs by Pass: 22; Louisiana Tech, Aug. 29, 1998

Low First Downs by Pass: 0; several times, most recent  
by Nicholls St., Sept. 9, 2006

High First Downs by Penalty: 6; Oklahoma St., Oct. 15, 1966;

at Michigan, Oct. 27, 2012; Purdue, Sept. 29, 2018

Low First Downs by Penalty: 0; several times, most recent  
at Michigan State, Nov. 4, 2023

## First Downs, Season

High First Downs: 299; 2007

Low First Downs: 89; 1964

High First Downs by Rush: 158; 1957

Low First Downs by Rush: 46; 1967

High First Downs by Pass: 163; 2015

Low First Downs by Pass: 16; 1955, 1973

High First Downs by Penalty: 32; 2009

Low First Downs by Penalty: 1; 1953

## Rushing, Game

High Yards: 581; at Wisconsin, Nov. 15, 2014 (53 att.)

Low Yards: -45; Kansas St., Oct. 16, 1976 (39 att.)

High Attempts: 83; Oklahoma, Nov. 23, 1974 (482 yards)

Low Attempts: 14; Louisiana Tech, Aug. 29, 1998 (-21 yards)

High Yards Per Attempt: 10.96; at Wisconsin, Nov. 15, 2014  
(581 yards, 53 att.)

Low Yards Per Attempt: -1.50; Louisiana Tech, Aug. 29, 1998  
(-21 yards, 14 att.)

Rushing Touchdowns: 8; at Colorado, Nov. 23, 2001;

vs. Wisconsin, Dec. 1, 2012

## Top 10 Rushing Games Against Nebraska

| Rk. | NU Opponent, Date (Attempts)          | Yards |
|-----|---------------------------------------|-------|
| 1.  | at Wisconsin, Nov. 15, 2014 (53 att.) | 581   |
| 2.  | Wisconsin, Dec. 1, 2012 (50 att.)     | 539   |
| 3.  | at Oklahoma, Nov. 24, 1956 (73 att.)  | 506   |
| 4.  | Notre Dame, Oct. 16, 1948 (70 att.)   | 502   |
| 5.  | Oklahoma, Nov. 23, 1974 (83 att.)     | 482   |
| 6.  | Oklahoma, Oct. 22, 1949 (58 att.)     | 437   |
| 7.  | Oklahoma, Nov. 17, 1984 (70 att.)     | 423   |
| 8.  | Oklahoma, Nov. 21, 1987 (70 att.)     | 419   |
| 9.  | at Oklahoma, Nov. 25, 1977 (68 att.)  | 417   |
| 10. | at Ohio St., Sept. 29, 1956 (66 att.) | 416   |

## Bowl Game

Oklahoma, Jan. 1, 1979, Orange Bowl 292

## Rushing, Season

High Net Rushing Yards: 2,787; 1957 (613 att.)

Low Net Rushing Yards: 675; 1967 (420 att.)

High Yards Per Game: 278.7; 1957 (2,787 yards/10 games)

Low Yards Per Game: 67.5; 1967 (675 yards/10 games)

High Attempts: 613; 1957 (2,787 yards)

Low Attempts: 325; 2020 (1,356 yards, 8 games)

High Yards Per Attempt: 5.57; 2017 (2,577 yards, 463 att.)

Low Yards Per Attempt: 1.61; 1967 (675 yards, 420 att.)

High Yards Lost: 667; 1980

Low Yards Lost: 164; 1960

High Rushing Touchdowns: 38; 2007

Low Rushing Touchdowns: 4; 1966

## Passing, Game

High Yards: 590; Louisiana Tech, Aug. 29, 1998

Low Yards: 0; 10 times, most recent Nicholls St., Sept. 9, 2006

High Attempts: 68; Louisiana Tech, Aug. 29, 1998 (46 comp.)  
vs. Arkansas State, Sept. 2, 2017 (46 comp.)

Low Attempts: 1; South Dakota, Sept. 19, 1964 (0 comp.)

High Yards Per Attempt (min. 15 att.): 13.56; Kansas St.,  
Oct. 15, 1966 (217 yards, 16 att.)

Low Yards Per Attempt (min. 15 att.): 0.12; at Iowa St.,  
Nov. 12, 1949 (2 yards, 17 att.)

High Completions: 47; at Texas Tech, Oct. 9, 2004 (61 att.)

Low Completions: 0; 10 times, most recent

Nicholls St., Sept. 9, 2006

High Yards Per Completion (min. 10 comp.): 23.72;

Georgia, Jan. 1, 2013 (18 comp., 427 yards)

Low Yards Per Completion (min. 10 comp.): 4.60; Arizona,  
Dec. 30, 2009 (10 comp., 46 yards)

High Completion Pct. (min. 15 att.): 95.24; at Ohio State,  
Oct. 24, 2020 (20 comp., 21 att.)

Low Completion Pct. (min. 15 att.): 10.00; at Missouri,  
Oct. 13, 1973 (20 att., 2 comp.)

Interceptions: 7; Kansas St., Nov. 14, 1970 (47 att.)

Interception Pct.: 20.00; five times, most recent

at Iowa St., Nov. 3, 1984 (4 INT, 20 att.)

Attempts, No Interceptions: 59; at Fresno State, Sept. 13, 2014

**Touchdowns Thrown:** 6; at Texas Tech, Oct. 9, 2004; at Kansas, Nov. 3, 2007

**Touchdown Pct. (min. 15 att.):** 26.67; at Oklahoma, Nov. 24, 1962 (4 TD, 15 att.)

**High NCAA Rating (min. 15 att.):** 237.07; Ohio State, Oct. 24, 2020 (21-20-0/276/2)

**Low NCAA Rating (min. 15 att.):** -2.6; at Iowa St., Nov. 5, 1955 (19-2-2/18/0)

### Top 10 Passing Games Against Nebraska

| Rk. | NU Opponent, Date (Completions-Attempts) | Yards |
|-----|--|-------|
| 1.  | Louisiana Tech, Aug. 29, 1998 (46-68)    | 590   |
| 2.  | Kansas St., Oct. 16, 1993 (30-52)        | 489   |
| 3.  | at Northwestern, Oct. 13, 2018 (41-65)   | 455   |
| 4.  | at Texas Tech, Oct. 9, 2004 (47-61)      | 451   |
| 5.  | Southern Miss, Sept. 26, 2015 (26-42)    | 447   |
| 6.  | Georgia, Jan. 1, 2013 (18-33)            | 427   |
| 7.  | at Missouri, Oct. 24, 1992 (29-44)       | 424   |
| 8.  | Ball State, Sept. 22, 2007 (26-43)       | 422   |
| 9.  | Texas, Nov. 2, 2002 (29-47)              | 419   |
| 10. | Arkansas State, Sept. 2, 2017 (46-68)    | 415   |

### Bowl Game Record

|   |     |
|---|-----|
| Georgia, Jan. 1, 2013, Capital One Bowl (18-33) | 427 |
| Florida St., Jan. 1, 1990, Fiesta Bowl (25-41)  | 422 |

### Passing Season

**High Yards:** 3,777; 2015 (293 comp., 506 att.)

**Low Yards:** 439; 1973 (40 comp., 142 att.)

**High Yards Per Game:** 290.5; 2016 (3,777 yards/13 games)

**Low Yards Per Game:** 39.9; 1973 (439 yards/11 games)

**High Attempts:** 506; 2015 (293 comp.)

**Low Attempts:** 104; 1955 (29 comp.)

**High Yards Per Attempt:** 8.94; 1948 (1,288 yards, 144 att.)

**Low Yards Per Attempt:** 3.09; 1973 (439 yards, 142 att.)

**High Completions:** 293; 2015 (506 att.)

**Low Completions:** 29; 1955 (104 att.)

**High Yards Per Completion:** 17.64; 1948 (1,288 yards, 73 comp.)

**Low Yards Per Completion:** 10.61; 2003 (2,312 yards, 218 comp.)

**High Completion Pct.:** 64.46; 2017 (363 comp., 234 att.)

**Low Completion Pct.:** 27.88; 1955 (29 comp., 104 att.)

**High Interceptions:** 32; 2003 (430 att.)

**Low Interceptions:** 5; 2020 (241 att.)

**High Interception Pct.:** 14.40; 1949 (18 INT, 125 att.)

**Low Interception Pct.:** 1.95; 2007 (8 INT, 409 att.)

**High Touchdowns:** 25; 2015 (506 att.)

**Low Touchdowns:** 1; five seasons, most recent 1975

**High Touchdown Pct.:** 13.19; 1948 (19 TD, 144 att.)

**Low Touchdown Pct.:** 0.46; 1967 (1 TD, 217 att.)

**High NCAA Rating:** 154.1; 1948 (144-73-11/1,288/19)

**Low NCAA Rating:** 35.3; 1973 (142-40-15/439/1)

### Total Offense, Game

**High Yards:** 656; at Oklahoma, Nov. 24, 1956 (506 rush, 150 pass)

**Low Yards:** 31; South Dakota St., Sept. 21, 1963 (-17 rush, 48 pass)

**High Attempts:** 102; Iowa St., Sept. 29, 2007 (51 rush, 51 pass)

**Low Attempts:** 34; South Dakota, Sept. 24, 1949 (27 rush, 7 pass)

**High Yards Per Attempt:** 10.67; Wisconsin, Dec. 1, 2012 (60 att., 640 yards)

**Low Yards Per Attempt:** 0.63; South Dakota St., Sept. 21, 1963 (49 att., 31 yards)

### Top 10 Total Offense Games Against Nebraska

| Rk. | NU Opponent, Date (Attempts)                             | Yards |
|-----|--|-------|
| 1.  | at Oklahoma, Nov. 24, 1956 (85 att.)                     | 656   |
| 2.  | at UCLA, Sept. 8, 2012 (94 att.)                         | 653   |
| 3.  | Georgia Southern, Sept. 10, 2022 (86 att.)               | 642   |
| 4.  | Wisconsin, Dec. 1, 2012 (Big Ten Championship) (60 att.) | 640   |
| 5.  | Ohio State, Oct. 14, 2017 (86 att.)                      | 633   |
| 6.  | at Wisconsin, Nov. 15, 2014 (64 att.)                    | 627   |
| 7.  | Notre Dame, Oct. 16, 1948 (81 att.)                      | 620   |
| 8.  | Washington, Sept. 21, 1991 (87 att.)                     | 618   |
| 9.  | Ball State, Sept. 22, 2007 (79 att.)                     | 610   |
| 10. | at Penn State, Nov. 18, 2017 (74 att.)                   | 609   |

### Bowl Game

|   |     |
|---|-----|
| Georgia, Jan. 1, 2013, Capital One Bowl (71 att.) | 589 |
|---|-----|

### Total Offense, Season

**High Yards:** 5,722; 2007 (2,786 rush, 2,936 pass)

**Low Yards:** 1,576; 1967 (675 rush, 901 pass)

**High Yards Per Game:** 476.8; 2007 (5,722 yards, 941 att.)

**Low Yards Per Game:** 167.0; 1964 (100.5 rush, 66.5 pass)

**High Attempts:** 1,008; 2002 (549 rush, 459 pass)

**Low Attempts:** 517; 1964 (382 rush, 135 pass)

**High Yards Per Attempt:** 7.02; 1950 (3,287 yards, 468 att.)

**Low Yards Per Attempt:** 2.47; 1967 (NCAA record, 1,576 yards, 637 att.)

### Penalties

**High Penalties, Game:** 20; Notre Dame, Oct. 16, 1948 (170 yards)

**Low Penalties, Game:** 0; several times, most recent

Iowa, Sept. 4, 1999

**High Yards Penalized, Game:** 170; Notre Dame, Oct. 16, 1948 (20 penalties)

**Low Yards Penalized, Game:** 0; several times, most recent Iowa, Sept. 4, 1999

**High Penalties, Season:** 103; 1998 (830 yards)

**Low Penalties, Season:** 33; 1967 (260 yards)

**High Yards Penalized, Season:** 830; 1998 (103 penalties)

**Low Yards Penalized, Season:** 260; 1967 (33 penalties)

### Turnovers

**Turnovers, Game:** 8; several times, most recent

Texas A&M, Oct. 18, 2003

**Fumbles, Game:** 10; Auburn, Oct. 3, 1981 (lost 5)

**Fumbles Lost, Game:** 6; several games, most recent at Iowa St., Nov. 15, 1980

**Interceptions Thrown, Game:** 7; Kansas St. (Lynn Dickey), Nov. 14, 1970

**Interceptions By, Game:** 5; at Texas Tech, Oct. 9, 2004

Pittsburgh, Nov. 13, 1954 (51 yards)

**Interception Return Yards, Game:** 188; Colorado, Oct. 21, 1967 (4 ret.)

**Interception Return Touchdowns, Game:** 2; Colorado, Oct. 21, 1967; at Ohio St., Nov. 5, 2016; Northern Illinois, Sept. 16, 2017

**High Turnovers, Season:** 47; 1972 (27 INT, 20 FL); 2003 (32 INT, 15 FL)

**Low Turnovers, Season:** 7; 2020 (5 INT, 2 FL)

**High Fumbles, Season:** 48; 1976 (lost 30)

**Low Fumbles, Season:** 10; 2016 (lost 3)

**High Fumbles Lost, Season:** 30; 1976 (48 fumbles)

**Low Fumbles Lost, Season:** 2; 2020 (7 fumbles)

**High Interceptions Thrown, Season:** 32; 2003

**Low Interceptions Thrown, Season:** 5; 2020

**High Interceptions By, Season:** 23; 2004 (292 yards)

**Low Interceptions By, Season:** 3; 1989 (21 yards); 1996 (33 yards)

**High Interception Return Yards, Season:** 376; 2017 (17 ret.)

**Low Interception Return Yards, Season:** 7; 1982 (4 ret.)

**Interception Return Touchdowns, Season:** 4; 2017

### Punting

**High Punts, Game:** 15; at Kansas, Oct. 21, 1972;

Oklahoma St., Oct. 28, 1972

**Low Punts, Game:** 0; Missouri, Oct. 4, 2008;

at Ohio St., Nov. 5, 2016; Ohio St., Oct. 14, 2017

**Long Punt:** 93; vs. Kansas St. (Don Birdseye), Oct. 16, 1981

**Average Per Punt (min. 3 att.):** Game: 60.1; West Virginia, Aug. 28, 1994 (9 punts, 541 yards)

**High Punts, Season:** 104; 1999 (4,051 yards)

**Low Punts, Season:** 29; 2020 (1,148 yards)

**High Average Per Punt:** 44.4; 1982 (68 punts, 3,016 yards)

**Low Average Per Punt:** 32.1; 1956 (44 punts, 1,412 yards)

### Punt Returns

**Punt Returns, Game:** 9; Oklahoma, Nov. 24, 1951 (136 yards)

**Punt Return Yards, Game:** 136; Oklahoma, Nov. 24, 1951 (9 ret.)

**Punt Return Average (min. 3 att.):** Game: 36.00;

at Colorado, Nov. 4, 1989 (3 ret., 108 yards)

**Long Punt Return, Game:** 91 yards; Baylor (Del Shofner), Nov. 17, 1956

**Punt Return Touchdowns, Game:** 1; several times, most recent vs. Iowa, Nov. 26, 2021, (Kyler Fisher, 14 yards, blocked punt)

**High Punt Returns, Season:** 43; 1947 (503 yards)

**Low Punt Returns, Season:** 5; 1995 (12 yards)

**High Punt Return Yards, Season:** 503; 1947 (43 ret.)

**Low Punt Return Yards, Season:** 12; 1995 (5 ret.)

**High Yards Per Punt Return, Season:** 16.92; 1989  
(13 ret., 220 yards)

**Low Yards Per Punt Return, Season:** 1.94; 1975  
(18 ret., 35 yards)

**Punt Return Touchdowns, Season:** 2; 1956, 2002, 2021

### Kickoff Returns

**Kickoff Return Yards, Game:** 248; Iowa St.,  
Nov. 15, 1997 (10 returns)

**Kickoff Returns, Game:** 11; three times, most recent  
at Hawaii, Dec. 4, 1976 (112 yards)

**Kickoff Return Average (min. 3 att.), Game:** 46.00;  
at Wisconsin, Nov. 20, 2021 (3 ret., 138 yards)

**Long Kickoff Return:** 100; at Colorado (Howard Ballage),  
Oct. 25, 1952; at Notre Dame (Julius Jones), Sept. 9, 2000;  
Southern Miss (Tracy Lampley), Sept. 1, 2012;  
at Minnesota (Rodney Smith), Nov. 11, 2017

**Kickoff Return Touchdowns, Game:** 1; several times,  
most recent at Wisconsin (Stephen Bracey, 91 yards),  
Nov. 20, 2021

**High Kickoff Return Yards, Season:** 1,364; 2008 (57 ret.)

**Low Kickoff Return Yards, Season:** 270; 2022 (15 ret.)

**High Kickoff Returns, Season:** 76; 1983 (1,297 yards)

**Low Kickoff Returns, Season:** 15; 2022 (270 yards)

**High Kickoff Return Average, Season:** 24.73; 2004  
(30 ret., 742 yards)

**Low Kickoff Return Average, Season:** 10.78; 1956  
(27 ret., 291 yards)

**Kickoff Return Touchdowns, Season:** 2; 1949, 1970, 2004, 2019

### Field Goals

**Field Goals Made, Game:** 5; vs. Penn St. (Brian Franco),  
Sept. 26, 1981; vs. Kansas (Bruce Kallmeyer), Oct. 31, 1981  
at Miami (Michael Badgley), Sept. 19, 2015

**Field Goal Attempts, Game:** 5; 10 times, most  
recent at Iowa (Keith Duncan), Nov. 27, 2020

**Missed Field Goals, Game:** 4; vs. Colorado (Mark Mariscal),  
Nov. 24, 2000

**Long Field Goal:** 61; at Kansas St. (Mark Potter), Oct. 22, 1988

**High Field Goals Made, Season:** 20; 2010

**Low Field Goals Made, Season:** 0; eight times,  
most recent 1957

**High Field Goal Attempts, Season:** 27; 2010; 2021

**Low Field Goal Attempts, Season:** 0; eight times, most recent 1957

**High Missed Field Goals, Season:** 12; 2005, 2009

**Low Missed Field Goals, Season:** 0; 17 times, most recent 1963

## Opponent Individual Records

### Top 10 Individual Rushing Games vs. NU

| Rk. | Opposing Player, Date (Attempts, TDs)               | Yards |
|-----|---|-------|
| 1.  | Melvin Gordon, at Wisconsin, Nov. 15, 2014 (25, 4)  | 408   |
| 2.  | Jamaal Charles, at Texas, Oct. 27, 2007 (33, 3)     | 290   |
| 3.  | Jonathan Taylor, Wisconsin, Oct. 7, 2017 (25, 2)    | 249   |
| 4.  | Billy Sims, at Oklahoma, Nov. 24, 1979 (28, 0)      | 247   |
| 5.  | Brad Smith, at Missouri, Oct. 22, 2005 (28, 3)      | 246   |
| 6.  | Curt Warner, Penn St., Sept. 26, 1981 (28, 0)       | 238   |
| 7.  | Ell Roberson, at Kansas St., Nov. 16, 2002 (29, 3)  | 228   |
|     | Braelon Allen, at Wisconsin, Nov. 20, 2021 (22, 3)  | 228   |
| 9.  | Jonathan Taylor, at Wisconsin, Oct. 6, 2018 (24, 3) | 221   |
| 10. | Johnathan Franklin, at UCLA, Sept. 8, 2012 (26, 0)  | 217   |

### Other Opponents with 175 Yards

|   |     |
|---|-----|
| Melvin Gordon, Wisconsin, Dec. 1, 2012 (9, 1)           | 216 |
| Billy Vessells, at Oklahoma, Nov. 25, 1950 (18, 3)      | 205 |
| Jonathan Taylor, Wisconsin, Nov. 21, 2019 (25, 2)       | 204 |
| Montee Ball, Wisconsin, Dec. 1, 2012 (21, 3)            | 202 |
| Zach Zenner, South Dakota State, Sept. 21, 2013 (21, 2) | 202 |
| Kendall Hunter, at Oklahoma St., Oct. 23, 2010 (26, 2)  | 201 |
| Chris Brown, at Colorado, Nov. 23, 2001 (24, 6)         | 198 |
| Braxton Miller, at Ohio State, Oct. 6, 2012 (16, 1)     | 191 |
| Barry Sanders, Okla. St., Oct. 15, 1988 (35, 4)         | 189 |
| Le'Veon Bell, at Michigan State, Nov. 3, 2012 (36, 2)   | 188 |
| Demmy Croft, at Minnesota, Nov. 11, 2017 (10, 3)        | 183 |
| Devin Mockabee, at Purdue, Oct. 7, 2022 (30, 1)         | 178 |
| Chris Polk, Washington, Dec. 30, 2010, (34, 1)          | 177 |
| J.K. Dobbins, Ohio State, Sept. 28, 2019 (24, 0)        | 177 |

### Bowl Game Record

|  |     |
|--|-----|
| Chris Polk, Washington, Dec. 30, 2010, Holiday (34, 1) | 177 |
|--|-----|

### Top 10 Individual Rushing Attempts vs. NU

| Rk. | NU Opponent, Date (Yards, TDs)                         | Attempts |
|-----|--|----------|
| 1.  | Steve Owens, at Oklahoma, Nov. 23, 1968 (172, 5)       | 41       |
| 2.  | Eric Bieniemy, Colorado, Nov. 3, 1990 (137, 4)         | 38       |
| 3.  | Ricky Williams, Texas, Oct. 31, 1998 (150, 0)          | 37       |
| 4.  | Le'Veon Bell, at Michigan State, Nov. 3, 2012 (188, 2) | 36       |
|     | Robbie Rouse, Fresno St., Sept. 10, 2011 (169, 0)      | 36       |
|     | June Henley, Kansas, Nov. 6, 1993 (148, 1)             | 36       |
| 7.  | Eric Ball, at UCLA, Sept. 10, 1988 (148, 0)            | 35       |
|     | Barry Sanders, Oklahoma St., Oct. 15, 1988 (189, 4)    | 35       |
|     | Stephen McGee, Oklahoma St., Oct. 13, 2007 (167, 0)    | 35       |
|     | Zach Zwinak, at Penn State, Nov. 23, 2013 (149, 0)     | 35       |

### Bowl Game Record

|  |    |
|--|----|
| Chris Polk, Washington, Dec. 30, 2010, Holiday (177 yards, 1 TD) | 34 |
|--|----|

### Top 10 Individual Rushing Touchdowns vs. NU

| Rk. | NU Opponent, Date (Attempts-Yards)                   | TDs |
|-----|--|-----|
| 1.  | Chris Brown, at Colorado, Nov. 23, 2001 (24-198)     | 6   |
| 2.  | Steve Owens, at Oklahoma, Nov. 23, 1968 (41-172)     | 5   |
| 3.  | Melvin Gordon, at Wisconsin, Nov. 15, 2014 (25-408)  | 4   |
|     | James White, Wisconsin, Dec. 1, 2012 (15-109)        | 4   |
|     | Carlos Hyde, at Ohio State, Oct. 6, 2012 (28-140)    | 4   |
|     | Montee Ball, at Wisconsin, Oct. 1, 2011 (30-151)     | 4   |
|     | Brandon McAnderson, at Kansas, Nov. 3, 2007 (25-119) | 4   |
|     | Jorvorskie Lane, Texas A&M, Oct. 20, 2007 (15-130)   | 4   |
|     | Allen Webb, at Kansas St., Oct. 23, 2004 (34-147)    | 4   |
|     | Eric Bieniemy, Colorado, Nov. 3, 1990 (38-137)       | 4   |
|     | Barry Sanders, Okla. St., Oct. 15, 1988 (35-189)     | 4   |
|     | James Wilder, Missouri, Nov. 18, 1978 (28-181)       | 4   |

### Bowl Game Record

|   |   |
|---|---|
| Josh Dobbs, Tennessee, Dec. 30, 2016, Music City Bowl | 3 |
|---|---|

### Top 10 Longest Rushing Touchdowns vs. NU

| Rk. | NU Opponent, Date                            | Yards |
|-----|--|-------|
| 1.  | Gale Sayers, Kansas, Nov. 9, 1963            | 99    |
| 2.  | Ell Roberson, at Kansas State, Nov. 16, 2002 | 91    |
| 3.  | Keith Jackson, at Oklahoma, Nov. 23, 1985    | 88    |
|     | Jonathan Taylor, at Wisconsin, Oct. 6, 2018  | 88    |
| 5.  | Frank Madu, Washington State, Sept. 30, 1995 | 87    |
| 6.  | Marcus Dupree, Oklahoma, Nov. 26, 1982       | 86    |
|     | Jamaal Charles, at Texas, Oct. 27, 2007      | 86    |
| 8.  | Jay Barry, Washington, Sept. 21, 1991        | 81    |
| 9.  | Venric Mark, at Northwestern, Oct. 20, 2012  | 80    |
|     | Jerod Douglas, at Baylor, Oct. 11, 1997      | 80    |

### Bowl Game Record

|  |  |
|--|--|
| Damien Anderson, vs. Northwestern, Dec. 30, 2000, 69<br>Alamo Bowl |  |
|--|--|

**Top 10 Individual Passing Games vs. NU**

| Rk. | NU Opponent, Date (Completions-Attempts)              | Yards |
|-----|---|-------|
| 1.  | Tim Rattay, La. Tech, Aug. 29, 1998 (46-68)           | 590   |
| 2.  | Chad May, Kansas St., Oct. 16, 1993 (30-51)           | 489   |
| 3.  | Clay Thorson, at Northwestern, Oct. 13, 2018 (41-64)  | 455   |
| 4.  | Nick Mullens, Southern Miss, Sept. 26, 2015 (26-41)   | 447   |
| 5.  | Sonny Cumbie, at Texas Tech, Oct. 9, 2004 (44-56)     | 436   |
| 6.  | Aaron Murray, Georgia, Jan. 1, 2013 (18-33)           | 427   |
| 7.  | Jeff Handy, at Missouri, Oct. 24, 1992 (29-44)        | 424   |
| 8.  | Nate Davis, Ball State, Sept. 22, 2007 (26-43)        | 422   |
| 9.  | Chris Simms, Texas, Nov. 2, 2002 (29-47)              | 419   |
| 10. | Justice Hansen, Arkansas State, Sept. 2, 2017 (46-68) | 415   |

**Bowl Game Record**

|  |     |
|--|-----|
| Aaron Murray, Georgia, Jan. 1, 2013          | 427 |
| Capital One Bowl (18-33, 5 TD)               |     |
| Peter Tom Willis, Florida St., Jan. 1, 1990, | 422 |
| Fiesta Bowl (25-40, 5 TD)                    |     |

**Top 10 Individual Passing Attempts**

| Rk. | NU Opponent, Date (Completions, Yards)                     | Attempts |
|-----|--|----------|
| 1.  | Tim Rattay, La. Tech, Aug. 29, 1998 (46, 590)              | 68       |
| 2.  | Justice Hansen, Arkansas State, Sept. 2, 2017 (46, 415)    | 68       |
| 3.  | Clayton Thorson, at Northwestern, Oct. 13, 2018 (41, 455)  | 64       |
| 4.  | Kliff Kingsbury, Texas Tech, Oct. 20, 2001 (33, 353)       | 63       |
| 5.  | Brian Burrell, at Fresno State, Sept. 13, 2014 (30, 241)   | 59       |
| 6.  | Landry Jones, Oklahoma, Nov. 7, 2009 (26, 245)             | 58       |
| 7.  | Sonny Cumbie, at Texas Tech, Oct. 9, 2004 (44, 436)        | 56       |
| 8.  | Brad Smith, Missouri, Oct. 30, 2004 (24, 277)              | 56       |
| 9.  | Kyle Vantrease, Georgia Southern, Sept. 10, 2022 (37, 409) | 56       |
| 10. | Adam Barmann, Kansas, Sept. 30, 2006 (27, 405)             | 54       |
|     | C.J. Stroud, Ohio State, Nov. 6, 2021 (36, 405)            | 54       |
|     | Aiden O'Connell, at Purdue, Oct. 15, 2022 (35, 391)        | 54       |

**Bowl Game Record**

|   |    |
|---|----|
| Danny McManus, Florida St., Jan. 1, 1988, | 51 |
| Fiesta Bowl (28, 375, 3 TD)               |    |

**Top 10 Individual Passing Completions**

| Rk. | NU Opponent, Date (Attempts, Yards)                        | Comp. |
|-----|--|-------|
| 1.  | Tim Rattay, La. Tech, Aug. 29, 1998 (68, 590)              | 46    |
| 2.  | Justice Hansen, Arkansas State, Sept. 2, 2017 (68, 415)    | 46    |
| 3.  | Sonny Cumbie, at Texas Tech, Oct. 9, 2004 (56, 436)        | 44    |
| 4.  | Clayton Thorson, at Northwestern, Oct. 13, 2018 (68, 455)  | 41    |
| 5.  | Kyle Vantrease, Georgia Southern, Sept. 10, 2022 (56, 409) | 37    |
| 6.  | C.J. Stroud, Ohio State, Nov. 6, 2021 (54, 405)            | 36    |
| 7.  | Aiden O'Connell, at Purdue, Oct. 15, 2022 (54, 391)        | 35    |
| 8.  | Cody Hodges, Texas Tech, Oct. 8, 2005 (45, 368)            | 34    |
| 9.  | Aiden O'Connell, Purdue, Oct. 30, 2021 (45, 233)           | 34    |
| 10. | Kliff Kingsbury, Texas Tech, Oct. 20, 2001 (63, 353)       | 33    |
|     | Chase Daniel, at Missouri, Oct. 6, 2007 (47, 401)          | 33    |
|     | Steven Montez, Colorado, Sept. 8, 2018 (50, 351)           | 33    |
|     | Jack Plummer, at Purdue, Dec. 5, 2020 (47, 334)            | 33    |

**Bowl Game Record**

|   |    |
|---|----|
| Danny McManus, Florida St., Jan. 1, 1988, | 28 |
| Fiesta Bowl (51, 375, 3 TD)               |    |

**Top 10 Completion Percentage (min. 15 att.)**

| Rk. | NU Opponent, Date (Completions-Attempts)             | Pct. |
|-----|--|------|
| 1.  | Justin Fields, at Ohio State, Oct. 24, 2020 (20-21)  | 95.2 |
| 2.  | Tommy Devito, Illinois, Oct. 29, 2022 (20-22)        | 90.9 |
| 3.  | Tanner Morgan, at Minnesota, Oct. 16, 2021 (20-24)   | 83.3 |
| 4.  | Jason White, at Oklahoma, Nov. 13, 2004 (29-35)      | 82.9 |
| 5.  | J.T. Barrett, Ohio State, Oct. 14, 2017 (27-33)      | 81.8 |
| 6.  | Graham Harrell, at Texas Tech, Oct. 11, 2008 (20-25) | 80.0 |
| 7.  | Artur Sitkowski, at Illinois, Aug. 28, 2021 (12-15)  | 80.0 |
| 8.  | Sonny Cumbie, at Texas Tech, Oct. 9, 2004 (44-56)    | 78.6 |
| 9.  | Chase Daniel, Missouri, Oct. 4, 2008 (18-23)         | 78.3 |
| 10. | Cody Hodges, Texas Tech, Oct. 8, 2005 (34-45)        | 75.6 |
|     | Aiden O'Connell, Purdue, Oct. 30, 2021 (34-45)       | 75.6 |

**Bowl Game Record**

|  |      |
|--|------|
| Shawn Jones, vs. Georgia Tech, Jan. 1, 1991, | 69.6 |
| Citrus Bowl (16-23, 277 yards, 2 TD)         |      |

**Top 10 Passing Touchdowns in a Game**

| Rk. | NU Opponent, Date                          | TDs |
|-----|--|-----|
| 1.  | Todd Reesing, at Kansas, Nov. 3, 2007      | 6   |
| 2.  | Sonny Cumbie, at Texas Tech, Oct. 9, 2004  | 5   |
|     | Sam Bradford, at Oklahoma, Nov. 1, 2008    | 5   |
|     | Aaron Murray, Georgia, Jan. 1, 2013        | 5   |
|     | J.T. Barrett, at Ohio State, Oct. 14, 2017 | 5   |
| 6.  | Tony Pounds, Oklahoma State, Oct. 24, 1970 | 4   |
|     | Scott Mitchell, Utah, Sept. 16, 1989       | 4   |
|     | Tim Rattay, Louisiana Tech, Aug. 29, 1998  | 4   |
|     | Cody Hodges, Texas Tech, Oct. 8, 2005      | 4   |
|     | Keith Price, Washington, Sept. 17, 2011    | 4   |
|     | Brett Hundley, at UCLA, Sept. 8, 2012      | 4   |
|     | Bret Smith, Wyoming, Aug. 31, 2013         | 4   |
|     | David Blough, at Purdue, Oct. 31, 2015     | 4   |
|     | Connor Cook, Michigan State, Nov. 7, 2015  | 4   |
|     | J.T. Barrett, at Ohio State, Nov. 5, 2016  | 4   |
|     | Aiden O'Connell, at Purdue, Oct. 15, 2022  | 4   |

**Bowl Game Record**

|  |   |
|--|---|
| Peter Tom Willis, Florida St., Jan. 1, 1990, Fiesta Bowl | 5 |
| Aaron Murray, Georgia, Jan. 1, 2013, Capital One Bowl    | 5 |

**Most Interceptions Thrown in a Game**

| Rk. | NU Opponent, Date (Attempts)                          | INTs |
|-----|---|------|
| 1.  | Lynn Dickey, Kansas St., Nov. 14, 1970 (47)           | 7    |
| 2.  | Landry Jones, Oklahoma, Nov. 7, 2009 (58)             | 5    |
|     | Josh Allen, Wyoming, Sept. 10, 2016 (32)              | 5    |
| 4.  | Jeff Rutledge, Alabama, Sept. 17, 1977 (32)           | 5    |
|     | Nathan Enderle, Idaho, Sept. 11, 2010 (31)            | 5    |
| 6.  | Brent Blackman, at Oklahoma St., Oct. 23, 1971 (22)   | 4    |
|     | Darrell Ray Dickey, at Kansas St., Nov. 10, 1979 (23) | 4    |
|     | Jack Trudeau, Illinois, Sept. 21, 1985 (51)           | 4    |
|     | Frank Dolce, Utah, Sept. 5, 1992 (38)                 | 4    |
|     | Jeff Kelly, Southern Miss, Sept. 18, 1999 (45)        | 4    |
|     | Randy McCown, Texas A&M, Nov. 6, 1999 (30)            | 4    |
|     | Steve LaFalce, Western Illinois, Sept. 4, 2004 (26)   | 4    |

**Bowl Game Record**

|   |   |
|---|---|
| Paul Gilbert, vs. Georgia, Dec. 20, 1969, | 5 |
| Sun Bowl (30)                             |   |

**Most Passes Without an Interception**

| Rk. | NU Opponent, Date                              | Attempts |
|-----|--|----------|
| 1.  | Brian Burrell, at Fresno State, Sept. 13, 2014 | 59       |
| 2.  | Joel Stave, Wisconsin, Oct. 10, 2015           | 50       |
| 3.  | Chase Daniel, at Missouri, Oct. 6, 2007        | 47       |
|     | Jack Plummer, at Purdue, Dec. 5, 2020          | 47       |
| 5.  | David Archer, Iowa St., Nov. 5, 1983           | 46       |
|     | Paul Watson, Kansas St., Oct. 19, 1991         | 46       |
| 7.  | Wes Lunt, at Illinois, Oct. 3, 2015            | 45       |
|     | Aidan O'Connell, Purdue, Oct. 30, 2021         | 45       |
| 9.  | Eli Manning, vs. Mississippi, Dec. 27, 2002,   | 44       |
|     | Independence Bowl                              |          |
|     | Josh Freeman, Kansas State, Nov. 10, 2007      | 44       |

**Bowl Game Record**

|  |    |
|--|----|
| Eli Manning, Mississippi, Dec. 27, 2002, | 44 |
| Independence Bowl                        |    |

**Top 10 Individual Total Offense Yards**

| Rk. | NU Opponent, Date (Rush, Pass)                            | Yards |
|-----|---|-------|
| 1.  | Tim Rattay, La. Tech, Aug. 29, 1998 (-22, 590)            | 568   |
| 2.  | Brad Smith, at Missouri, Oct. 22, 2005 (246, 234)         | 480   |
| 3.  | Nate Davis, Ball State, Sept. 22, 2007 (422, 57)          | 479   |
| 4.  | Bret Smith, Wyoming, Aug. 31, 2013 (92, 383)              | 475   |
| 5.  | Chase Daniel, at Missouri, Oct. 6, 2007 (401, 72)         | 473   |
| 6.  | Chad May, Kansas St., Oct. 16, 1993 (-28, 489)            | 461   |
| 7.  | Clayton Thorson, at Northwestern, Oct. 13, 2018 (-7, 455) | 448   |
| 8.  | Sonny Cumbie, at Texas Tech, Oct. 9, 2004 (-3, 436)       | 433   |
| 9.  | Aaron Murray, Georgia, Jan. 1, 2013 (3, 427)              | 430   |
| 10. | Nick Mullens, Southern Miss, Sept. 26, 2015 (-25, 447)    | 422   |

**Bowl Game Record**

|                                     |     |
|-------------------------------------|-----|
| Aaron Murray, Georgia, Jan. 1, 2013 | 430 |
| Capital One Bowl (3, 427)           |     |

**Top 10 Individual Total Offense Attempts**

| Rk. | NU Opponent, Date (Rush, Pass)                           | Attempts |
|-----|--|----------|
| 1.  | Brad Smith, Missouri, Oct. 30, 2004 (21, 56)             | 77       |
| 2.  | Tim Rattay, La. Tech, Aug. 29, 1998 (6, 68)              | 74       |
| 3.  | Kliff Kingsbury, Texas Tech, Oct. 20, 2001 (7, 63)       | 70       |
| 4.  | Brian Burrell, at Fresno State, Sept. 13, 2014 (9, 59)   | 68       |
| 5.  | Brad Smith, at Missouri, Oct. 22, 2005 (28, 36)          | 64       |
| 6.  | Bret Meyer, Iowa State, Sept. 29, 2007 (51, 12)          | 63       |
| 7.  | Paul Watson, Kansas St., Oct. 19, 1991 (16, 46)          | 62       |
| 8.  | Landry Jones, Oklahoma, Nov. 7, 2009 (3, 58)             | 61       |
| 9.  | Jack Trudeau, Illinois, Sept. 21, 1985 (8, 51)           | 59       |
| 10. | Randy Essington, at Colorado, Oct. 9, 1982 (7, 51)       | 58       |
|     | Sonny Cumbie, at Texas Tech, Oct. 9, 2004 (2, 56)        | 58       |
|     | Adam Barmann, Kansas, Sept. 30, 2006 (4, 54)             | 58       |
|     | Chase Daniel, at Missouri, Oct. 6, 2007 (11, 47)         | 58       |
|     | C.J. Stroud, Ohio State, Nov. 6, 2021 (4, 54)            | 58       |
|     | Kyle Vantrease, Georgia Southern, Sept. 10, 2022 (2, 56) | 58       |

**Bowl Game Record**

|  |    |
|--|----|
| Danny McManus, Florida St., Jan. 1, 1988 | 56 |
| Fiesta Bowl (5, 51)                      |    |
| Chad Henne, Michigan, Dec. 28, 2005,     | 56 |
| Alamo Bowl (13, 43)                      |    |

**Top 10 Individual Receiving Yards**

| Rk. | NU Opponent, Date (Receptions, TDs)                  | Yards |
|-----|--|-------|
| 1.  | Troy Edwards, La. Tech, Aug. 29, 1998 (21, 3)        | 405   |
| 2.  | Jaxon Smith-Njigba, Ohio State, Nov. 6, 2021 (15, 1) | 240   |
| 3.  | Rod Moore, Utah St., Sept. 7, 1991 (12, 3)           | 220   |
|     | Flynn Nagel, at Northwestern, Oct. 13, 2018 (12, 2)  | 220   |
| 5.  | Dante Love, Ball St., Sept. 22, 2007 (10, 1)         | 214   |
| 6.  | Curtis Mayfield, at Okla. St., Oct. 21, 1989 (6, 1)  | 208   |
| 7.  | Keith Poole, Arizona St., Sept. 16, 1995 (6, 3)      | 200   |
| 8.  | Quincy Morgan, at Kansas St., Nov. 11, 2000 (7, 2)   | 199   |
|     | Andre Johnson, Miami, Jan. 3, 2002, Rose Bowl (7, 2) | 199   |
| 10. | Jerome Pathon, at Washington, Sept. 20, 1997 (5, 0)  | 195   |

**Bowl Game Record**

|  |     |
|--|-----|
| Andre Johnson, Miami, Jan. 3, 2002, Rose Bowl (7, 2) | 199 |
|--|-----|

**Top 10 Individual Receptions in a Game**

| Rk. | NU Opponent, Date (Yards, TDs)                                | Rec. |
|-----|---|------|
| 1.  | Troy Edwards, La. Tech, Aug. 29, 1998 (405, 3)                | 21   |
| 2.  | Jaxon Smith-Njigba, Ohio State, Nov. 6, 2021 (240, 1)         | 15   |
| 3.  | Whop Philyor, Indiana, Oct. 26, 2019 (178, 0)                 | 14   |
| 4.  | Roy Williams, Texas, Nov. 2, 2002 (161, 2)                    | 13   |
|     | Rondale Moore, at Purdue, Dec. 5, 2020 (78, 0)                | 13   |
| 6.  | Rod Moore, Utah St., Sept. 7, 1991 (220, 3)                   | 12   |
|     | Darnell McDonald, at Kansas St., Nov. 14, 1998 (183, 2)       | 12   |
|     | Nehemiah Glover, at Texas Tech, Oct. 9, 2004 (74, 1)          | 12   |
|     | Derwin Burgess Jr., Georgia Southern, Sept. 10, 2022 (119, 0) | 12   |
|     | Charlie Jones, at Purdue, Oct. 7, 2022 (132, 2)               | 12   |

**Bowl Game Record**

|  |   |
|--|---|
| Ray Perkins, Alabama, Jan. 1, 1966, Orange Bowl (159, 2) | 9 |
| Andy Hamilton, LSU, Jan. 1, 1971, Orange Bowl (146, 0)   | 9 |

**Top 10 Touchdown Receptions in a Game**

| Rk. | NU Opponent, Date (Rec., Yards)   | TDs |
|-----|---|-----|
| 1.  | Keith Krepfle, at Iowa St., Nov. 11, 1972 (7, 116)                              | 3   |
|     | Rod Moore, Utah St., Sept. 7, 1991 (12, 220)                                    | 3   |
|     | Keith Poole, Arizona St., Sept. 16, 1995 (6, 200)                               | 3   |
|     | Joel Filani, Texas Tech, Oct. 8, 2005 (11, 163)                                 | 3   |
|     | Troy Edwards, La. Tech, Aug. 29, 1998 (21, 405)                                 | 3   |
|     | Dezmon Briscoe, at Kansas, Nov. 3, 2007 (5, 52)                                 | 3   |
| 7.  | 45 times, most recent, Roman Wilson (4 rec., 58 yards) Michigan, Sept. 30, 2023 | 2   |

**Bowl Game Record**

|   |   |
|---|---|
| 9 times, most recent, Chris Conley, Georgia, Jan. 1, 2013, Capital One Bowl | 2 |
|---|---|

**Top 10 Longest Touchdown Receptions**

| Rk. | NU Opponent, Date  | Yards |
|-----|--|-------|
| 1.  | Joe Stewart (Pete Woods), Missouri, Oct. 23, 1976          | 98    |
| 2.  | K.D. Nixon (Steven Montez), at Colorado, Sept. 7, 2019     | 96    |
| 3.  | Troy Edwards (Tim Rattay), La. Tech, Aug. 29, 1998         | 94    |
| 4.  | D.J. Moore (Max Bortenschlager), Maryland, Nov. 19, 2016   | 92    |
| 5.  | David Bell (Jack Plummer), at Purdue, Dec. 5, 2020         | 89    |
| 6.  | DeAngelo Yancey (David Blough), Purdue, Oct. 22, 2016      | 88    |
| 7.  | Eugene Goodlow (Dan Manucci), Kansas St., Oct. 14, 1978    | 87    |
|     | Chris Conley (Aaron Murray), Georgia, Jan. 1, 2013         | 87    |
| 9.  | Ralph McFillen (Larry Corrigan), Kansas St., Oct. 20, 1962 | 86    |
| 10. | Dick Graham (Tony Pounds), Okla. St., Oct. 24, 1970        | 84    |

**Bowl Game Record**

|  |    |
|--|----|
| Chris Conley (Aaron Murray), Georgia, Jan. 1, 2013, Capital One Bowl | 87 |
|--|----|

**Top 10 Individual Total Tackles vs. NU**

| Rk. | NU Opponent, Date (UT, AT)                        | Tackles |
|-----|---|---------|
| 1.  | Ryan Greenhagen, Fordham, Sept. 4, 2021 (13, 18)  | 31      |
| 2.  | Larry Gosney, at Okla. St., Oct. 26, 1968 (0, 29) | 29      |
| 3.  | Brian Refner, Iowa St., Nov. 9, 1985 (19, 9)      | 28      |
| 4.  | Phil Irwin, at Colorado, Oct. 31, 1970 (8, 16)    | 24      |
| 5.  | Rocky Martin, at Colorado, Nov. 16, 1968 (3, 20)  | 23      |
|     | Mike Leaders, Iowa St., Nov. 17, 1979 (15, 8)     | 23      |
| 7.  | Wayne King, at Minnesota, Sept. 28, 1968 (4, 18)  | 22      |
|     | William Light, at Minnesota, Oct. 3, 1970 (8, 14) | 22      |
|     | Terry Beeson, at Kansas, Oct. 30, 1976 (15, 7)    | 22      |
| 10. | Chris Garlich, Missouri, Nov. 18, 1978 (11, 10)   | 21      |
|     | Dick Chapura, at Missouri, Oct. 19, 1985 (9, 12)  | 21      |

**Long Interception Returns for Touchdown**

| Rk. | NU Opponent, Date                                      | Yards |
|-----|--|-------|
| 1.  | Gary Hohman, at Minnesota, Oct. 4, 1969                | 99    |
| 2.  | Aaron Sam, McNeese State, Sept. 6, 2014                | 98    |
| 3.  | Shawun Lurry, Northern Illinois, Sept. 17, 2017        | 87    |
| 4.  | Jonathon Amaya, Nevada, Sept. 1, 2007                  | 80    |
| 5.  | Chris Orr, Wisconsin, Oct. 7, 2017                     | 78    |
| 6.  | Jeff Raymond, Colorado, Oct. 21, 1967                  | 76    |
| 7.  | Dick Anderson and Mike Veeder, Colorado, Oct. 21, 1967 | 73    |
| 8.  | Nick VanHoose, Northwestern, Oct. 24, 2015             | 72    |
| 9.  | Darryl Lowe, Texas Christian, Sept. 27, 1975           | 70    |
| 10. | Bill Roe, Colorado, Oct. 27, 1979                      | 69    |

**Bowl Game Record**

|   |    |
|---|----|
| James Lewis, vs. Miami, Jan. 3, 2002, Rose Bowl | 47 |
|---|----|

**Longest Punt Returns for Touchdown**

| Rk. | NU Opponent, Date                            | Yards |
|-----|--|-------|
| 1.  | Del Shofner, Baylor, Nov. 17, 1956           | 91    |
| 2.  | Wes Welker, Texas Tech, Oct. 20, 2001        | 85    |
| 3.  | Joey Getherall, at Notre Dame, Sept. 9, 2000 | 83    |
| 4.  | Bill Brennan, at Iowa St., Nov. 1, 1913      | 80    |
|     | Billy Crockett, at Minnesota, Sept. 26, 1964 | 80    |
| 6.  | Corey Brown, at Ohio State, Oct. 6, 2012     | 76    |
| 7.  | Darryl Henley, at UCLA, Sept. 10, 1988       | 75    |
| 8.  | Larry Grigg, Oklahoma, Nov. 24, 1951         | 72    |
| 9.  | Devon Wylie, Fresno St., Sept. 10, 2011      | 67    |

**Bowl Game Record**

Never Accomplished

**Long Kickoff Returns for Touchdown**

| Rk. | NU Opponent, Date                             | Yards |
|-----|---|-------|
| 1.  | Howard Ballage, at Colorado, Oct. 21, 1978    | 100   |
|     | Julius Jones, at Notre Dame, Sept. 9, 2000    | 100   |
|     | Tracy Lampley, Southern Miss, Sept. 1, 2012   | 100   |
|     | Rodney Smith, at Minnesota, Nov. 11, 2017     | 100   |
| 5.  | Dick Graham, Oklahoma St., Oct. 24, 1970      | 98    |
|     | Howard Ballage, Colorado, Oct. 22, 1977       | 98    |
|     | James Norris, Western Illinois, Sept. 4, 2004 | 98    |
|     | Brandon Banks, at Kansas State, Nov. 15, 2008 | 98    |
|     | Adoree Jackson, vs. USC, Dec. 27, 2014        | 98    |
|     | Aron Cruikshank, at Rutgers, Dec. 18, 2020    | 98    |

**Bowl Game Record**

|  |    |
|--|----|
| Adoree Jackson, vs. USC, Dec. 27, 2014, Holiday Bowl | 98 |
|--|----|

**Most Field Goals Against Nebraska**

| <b>Rk.</b> | <b>NU Opponent, Date (FGA)</b>                          | <b>FGM</b> |
|------------|---|------------|
| 1.         | Brian Franco, Penn St., Sept. 26, 1981 (5)              | 5          |
|            | Bruce Kallmeyer, Kansas, Oct. 31, 1981 (5)              | 5          |
|            | Michael Badgley, at Miami, Sept. 19, 2015 (5)           | 5          |
| 4.         | Mark Zetterberg, at Colorado, Oct. 9, 1976 (4)          | 4          |
|            | Bill Capece, Florida St., Oct. 4, 1980 (4)              | 4          |
|            | Jeff Jacke, Missouri, Oct. 29, 1988 (4)                 | 4          |
|            | Ty Stewart, at Iowa St., Nov. 14, 1992 (5)              | 4          |
|            | Jeremy Aldrich, Colorado, Nov. 29, 1996 (4)             | 4          |
|            | Mason Crosby, Colorado, Nov. 26, 2004 (4)               | 4          |
|            | Dustin Keys, Virginia Tech, Sept. 27, 2008 (4)          | 4          |
|            | Marshall Morgan, Georgia (Gator Bowl), Jan. 1, 2014 (4) | 4          |
|            | Keith Duncan, at Iowa, Nov. 27, 2020 (5)                | 4          |
|            | Jake Moody, Michigan, Oct. 9, 2021 (4)                  | 4          |
|            | Noah Ruggles, Ohio State, Nov. 6, 2021 (4)              | 4          |
|            | Caleb Shudak, Iowa, Nov. 27, 2021 (4)                   | 4          |

**Bowl Game Record**

|  |   |
|--|---|
| Scott Bentley, vs. Florida St., Jan. 1, 1994 | 4 |
| Orange Bowl (5)                              |   |
| Marshall Morgan, vs. Georgia, Jan. 1, 2014   | 4 |
| Gator Bowl (4)                               |   |

**Longest Field Goals Against Nebraska**

| <b>Rk.</b> | <b>NU Opponent, Date</b>                        | <b>Yards</b> |
|------------|---|--------------|
| 1.         | Mark Porter, at Kansas St., Oct. 22, 1988       | 61           |
| 2.         | Dave DeLine, at Colorado, Oct. 25, 1986         | 57           |
|            | Grant Mahoney, at Iowa State, Nov. 6, 2010      | 57           |
| 4.         | Jeff Wolfert, Missouri, Nov. 4, 2006            | 54           |
| 5.         | Jeff Snodgrass, at Kansas State, Oct. 14, 2006  | 53           |
| 6.         | Al Del Greco, Auburn, Oct. 3, 1981              | 52           |
|            | Grant Mahoney, Iowa State, Oct. 24, 2009        | 52           |
|            | Brendan Gibbons, Michigan, Oct. 27, 2012        | 52           |
| 9.         | Abby Daigle, at Oklahoma St., Oct. 27, 1973     | 51           |
|            | Chris Dennis, Miami, Oct. 2, 1976               | 51           |
|            | Kris Thompson, at Kansas St., Oct. 8, 1977      | 51           |
|            | Brad Burditt, Missouri, Oct. 23, 1982           | 51           |
|            | Jeff Jacke, Missouri, Oct. 29, 1988             | 51           |
|            | Jamie Rheem, at Kansas St., Oct. 5, 1996        | 51           |
|            | Fred Waczewski, Central Florida, Sept. 13, 1997 | 51           |
|            | Sam Swank, Wake Forest, Sept. 10, 2005          | 51           |
|            | Caleb Shudak, Iowa, Nov. 27, 2021               | 51           |

**Bowl Game Record**

|  |    |
|--|----|
| Juan Bentanzos, vs. LSU, Jan. 1, 1983, Orange Bowl | 49 |
|--|----|

**Longest Punts Against Nebraska**

| <b>Rk.</b> | <b>NU Opponent, Date</b>                         | <b>Yards</b> |
|------------|--|--------------|
| 1.         | Don Birdsey, Kansas St., Nov. 8, 1980            | 93           |
| 2.         | Todd Sauerbrun, vs. West Virginia, Aug. 28, 1994 | 90           |
| 3.         | Chris Salani, at Michigan St., Sept. 9, 1995     | 83           |
| 4.         | Kyle Vantrease, Buffalo, Sept. 11, 2021          | 81           |
| 5.         | Doug Myers, at Iowa St., Nov. 13, 1982           | 80           |
|            | Judge Johnston, at Iowa St., Nov. 5, 1988        | 80           |
|            | Vince Sebo, Missouri, Oct. 24, 1998              | 80           |
| 8.         | Mike Preacher, Oregon, Sept. 27, 1986            | 78           |
|            | Quinn Sharp, at Oklahoma St., Oct. 23, 2010      | 78           |
| 10.        | Jonny Linehan, BYU, Sept. 5, 2015                | 77           |

**Bowl Game Record**

|   |    |
|---|----|
| Chris Hogue, vs. Tennessee, Jan. 2, 1998, Orange Bowl | 78 |
|---|----|

Annual Team Offensive Statistics

| Year | Games | First Downs | Total Off. Avg. | Total Off. Yards | Rush Avg.  | Rush Yards | Pass Avg.  | Pass Yards | Avg. Points |
|------|-------|-------------|-----------------|------------------|------------|------------|------------|------------|-------------|
| 1946 | 9     | 8.4         | 192.8           | 1,735            | 131.4      | 1,183      | 61.3       | 552        | 14.0        |
| 1947 | 9     | 6.2         | 141.7           | 1,275            | 102.0      | 918        | 39.7       | 357        | 8.1         |
| 1948 | 10    | 10.3        | 222.9           | 2,229            | 100.6      | 1,006      | 122.3*     | 1,223      | 15.2        |
| 1949 | 9     | 9.3         | 225.4           | 2,029            | 153.1      | 1,378      | 72.3       | 651        | 13.8        |
| 1950 | 9     | 18.8        | 407.3 (9)       | 3,666            | 321.6 (3)  | 2,894      | 85.8       | 772        | 29.7        |
| 1951 | 10    | 12.0        | 232.1           | 2,321            | 128.7      | 1,287      | 103.4      | 1,034      | 12.1        |
| 1952 | 10    | 16.7        | 329.1           | 3,291            | 250.4 (12) | 2,504      | 78.7       | 787        | 17.3        |
| 1953 | 10    | 12.7        | 239.7           | 2,397            | 162.5      | 1,625      | 77.2       | 772        | 11.9        |
| 1954 | 10    | 15.3        | 335.7           | 3,357            | 265.6 (10) | 2,656      | 70.1       | 701        | 22.6        |
| 1955 | 10    | 13.1        | 237.9           | 2,379            | 163.2      | 1,632      | 74.7       | 747        | 12.7        |
| 1956 | 10    | 13.7        | 255.7           | 2,557            | 201.2      | 2,012      | 54.5       | 545        | 12.5        |
| 1957 | 10    | 11.3        | 195.3           | 1,953            | 152.5      | 1,525      | 42.8       | 428        | 6.7         |
| 1958 | 10    | 9.0         | 154.8           | 1,548            | 113.5      | 1,442      | 41.3       | 1,135      | 7.1         |
| 1959 | 10    | 11.6        | 187.5           | 1,875            | 148.0      | 1,480      | 39.5       | 395        | 10.8        |
| 1960 | 10    | 9.6         | 181.2           | 1,812            | 149.1      | 1,491      | 32.1       | 321        | 9.5         |
| 1961 | 10    | 10.6        | 205.5           | 2,055            | 140.4      | 1,404      | 65.1       | 651        | 11.9        |
| 1962 | 10    | 18.7        | 347.5 (11)      | 3,475            | 245.5 (9)  | 2,455      | 102.0      | 1,020      | 25.7 (12)   |
| 1963 | 10    | 18.5        | 347.4* (8)      | 3,474            | 262.4* (1) | 2,624      | 85.0       | 850        | 26.0* (5)   |
| 1964 | 10    | 18.6        | 348.5* (6)      | 3,485            | 226.5 (6)  | 2,265      | 122.0*     | 1,220      | 24.9* (7)   |
| 1965 | 10    | 20.4        | 404.0* (2)      | 4,040            | 290.0* (1) | 2,900      | 114.0      | 1,140      | 32.1* (2)   |
| 1966 | 10    | 18.8        | 318.8*          | 3,188            | 192.4*     | 1,984      | 120.4      | 1,204      | 21.6        |
| 1967 | 10    | 17.2        | 317.1           | 3,171            | 162.5      | 1,625      | 154.7*     | 1,547      | 12.7        |
| 1968 | 10    | 16.3        | 279.2           | 2,792            | 150.2      | 1,502      | 129.0      | 1,290      | 15.5        |
| 1969 | 10    | 21.1        | 371.8           | 3,718            | 172.3      | 2,088      | 199.5      | 1,995      | 20.9        |
| 1970 | 11    | 22.8        | 421.3 (11)      | 4,634            | 232.2      | 2,554      | 189.1      | 2,080      | 37.2* (2)   |
| 1971 | 12    | 23.3        | 437.7 (8)       | 5,252            | 258.3      | 3,100      | 179.3*     | 2,152      | 39.1 (3)    |
| 1972 | 11    | 24.1        | 441.5 (3)       | 4,857            | 220.5      | 2,426      | 221.0* (8) | 2,431      | 41.9* (2)   |
| 1973 | 11    | 20.5        | 396.0           | 4,356            | 225.4      | 2,479      | 170.6      | 1,877      | 26.1        |
| 1974 | 11    | 21.7        | 412.0 (7)       | 4,514            | 259.8      | 2,840      | 152.2*     | 1,674      | 32.7 (6)    |
| 1975 | 11    | 23.0        | 406.2 (13)      | 4,468            | 247.8      | 2,726      | 158.4      | 1,742      | 32.1* (6)   |
| 1976 | 12    | 21.4        | 407.8 (10)      | 4,894            | 219.8      | 2,638      | 188.0*     | 2,256      | 32.4 (5)    |
| 1977 | 11    | 21.5        | 415.4* (13)     | 4,569            | 302.5 (7)  | 3,328      | 112.8      | 1,241      | 26.7        |
| 1978 | 11    | 25.6        | 501.4* (1)      | 5,519            | 337.7 (2)  | 3,719      | 163.6      | 1,800      | 38.2 (2)    |
| 1979 | 11    | 24.9        | 464.8* (5)      | 5,113            | 345.1 (3)  | 3,796      | 119.7      | 1,317      | 33.3 (7)    |
| 1980 | 11    | 26.6        | 506.9* (2)      | 5,576            | 378.3* (1) | 4,161      | 128.6      | 1,415      | 39.9* (2)   |
| 1981 | 11    | 22.7        | 437.5* (6)      | 4,812            | 330.5 (2)  | 3,635      | 107.0      | 1,177      | 31.7* (8)   |
| 1982 | 12    | 27.4        | 518.6* (1)      | 6,223            | 394.3* (1) | 4,732      | 124.3      | 1,491      | 41.1* (1)   |
| 1983 | 12    | 26.5        | 546.7* (2)      | 6,560            | 401.7* (1) | 4,820      | 145.0      | 1,740      | 52.0* (1)   |
| 1984 | 11    | 22.3        | 427.5* (12)     | 4,703            | 311.1* (3) | 3,422      | 116.5      | 1,281      | 32.6* (6)   |
| 1985 | 11    | 21.6        | 472.5* (2)      | 5,197            | 374.3* (1) | 4,117      | 98.2       | 1,080      | 36.2* (5)   |
| 1986 | 11    | 22.5        | 403.1           | 4,434            | 305.5 (2)  | 3,360      | 97.6       | 1,074      | 37.8 (3)    |
| 1987 | 11    | 24.2        | 489.0 (2)       | 5,379            | 373.5 (3)  | 4,108      | 115.5      | 1,271      | 38.5 (3)    |
| 1988 | 12    | 24.3        | 477.9 (7)       | 5,735            | 382.3* (1) | 4,588      | 95.6       | 1,147      | 39.5 (6)    |
| 1989 | 11    | 24.7        | 513.3* (3)      | 5,646            | 375.3* (1) | 4,128      | 138.0      | 1,518      | 44.7* (2)   |
| 1990 | 11    | 22.3        | 444.4* (13)     | 4,888            | 340.0* (2) | 3,740      | 104.4      | 1,148      | 37.5* (6)   |
| 1991 | 11    | 24.6        | 506.5* (3)      | 5,571            | 353.2* (1) | 3,885      | 153.3      | 1,686      | 41.3* (3)   |
| 1992 | 11    | 22.2        | 438.2 (11)      | 4,820            | 328.2* (1) | 3,610      | 110.0      | 1,210      | 38.8* (2)   |
| 1993 | 11    | 21.7        | 425.0 (23)      | 4,675            | 287.9* (3) | 3,167      | 137.1      | 1,508      | 38.3* (5)   |
| 1994 | 12    | 24.4        | 477.8 (5)       | 5,734            | 340.0* (1) | 4,080      | 137.8      | 1,654      | 36.3* (6)   |
| 1995 | 11    | 27.1        | 556.3* (2)      | 6,119            | 399.8* (1) | 4,398      | 156.5      | 1,721      | 52.4* (1)   |
| 1996 | 12    | 22.8        | 422.4           | 5,069            | 291.9* (4) | 3,503      | 130.5      | 1,566      | 42.7* (4)   |
| 1997 | 12    | 26.0        | 513.7* (1)      | 6,164            | 392.6* (1) | 4,711      | 121.1      | 1,453      | 47.1* (1)   |
| 1998 | 12    | 21.3        | 384.9           | 4,619            | 253.8* (6) | 3,045      | 131.2      | 1,574      | 31.9 (12)   |
| 1999 | 12    | 18.6        | 392.2           | 4,706            | 265.9 (4)  | 3,191      | 126.3      | 1,515      | 34.3 (12)   |
| 2000 | 11    | 22.9        | 459.9* (6)      | 5,059            | 349.3* (1) | 3,842      | 110.6      | 1,217      | 41.5* (4)   |
| 2001 | 12    | 22.4        | 451.2* (12)     | 5,414            | 314.7* (1) | 3,776      | 136.5      | 1,638      | 37.4 (7)    |
| 2002 | 14    | 18.7        | 373.1* (4)      | 5,224            | 268.7 (4)  | 3,762      | 104.4      | 1,462      | 27.4        |
| 2003 | 13    | 18.2        | 345.0           | 4,485            | 235.6 (7)  | 3,063      | 109.4      | 1,422      | 24.8        |
| 2004 | 11    | 17.6        | 363.2           | 3,995            | 176.3      | 1,939      | 186.9      | 2,056      | 25.0        |
| 2005 | 12    | 18.4        | 320.3           | 3,844            | 96.0       | 1,152      | 224.3      | 2,692      | 24.7        |
| 2006 | 14    | 20.4        | 414.6 (14)      | 5,804            | 170.5      | 2,387      | 244.1      | 3,417      | 30.6        |
| 2007 | 12    | 24.3        | 468.2 (9)       | 5,619            | 144.4      | 1,733      | 323.8 (7)  | 3,886      | 33.4        |
| 2008 | 13    | 22.7        | 450.8 (12)      | 5,860            | 169.8      | 2,207      | 281.0 (15) | 3,653      | 35.4        |
| 2009 | 14    | 16.1        | 322.8           | 4,519            | 147.1      | 2,059      | 175.7      | 2,460      | 25.1        |
| 2010 | 14    | 18.1        | 398.1           | 5,574            | 247.6* (9) | 3,466      | 150.6      | 2,108      | 30.9        |
| 2011 | 13    | 20.4        | 379.9           | 4,939            | 217.2 (15) | 2,824      | 162.7      | 2,115      | 29.2        |
| 2012 | 14    | 23.6        | 460.8*          | 6,451            | 253.4* (8) | 3,547      | 207.4      | 2,904      | 34.8        |
| 2013 | 13    | 22.2        | 412.4           | 5,361            | 215.7      | 2,804      | 196.7      | 2,557      | 31.9        |
| 2014 | 13    | 22.3        | 452.3           | 5,880            | 240.2      | 3,123      | 212.1      | 2,757      | 37.8 (12)   |
| 2015 | 13    | 22.8        | 446.9           | 5,810            | 180.0      | 2,340      | 266.9      | 3,470      | 32.8        |
| 2016 | 13    | 20.5        | 380.8           | 4,951            | 169.2      | 2,199      | 211.7      | 2,752      | 26.5        |
| 2017 | 12    | 19.7        | 385.0           | 4,620            | 107.5      | 1,290      | 277.5      | 3,330      | 25.8        |
| 2018 | 12    | 23.2        | 456.2           | 5,474            | 209.0      | 2,508      | 247.2      | 2,966      | 30.0        |
| 2019 | 12    | 20.8        | 415.8           | 4,990            | 203.3      | 2,439      | 212.6      | 2,551      | 28.0        |
| 2020 | 8     | 21.4        | 391.5           | 3,132            | 201.4      | 1,855      | 190.1      | 1,521      | 23.1        |
| 2021 | 12    | 21.7        | 447.6           | 5,371            | 181.2      | 2,174      | 266.4      | 3,197      | 27.9        |
| 2022 | 12    | 18.1        | 344.2           | 4,130            | 123.3      | 1,480      | 220.8      | 2,650      | 22.6        |
| 2023 | 12    | 16.5        | 312.8           | 3,753            | 176.8      | 2,122      | 135.9      | 1,631      | 18.0        |

# Annual Team Offensive Statistics

| Year | Total<br>Points | Tds | FGM-FGA | NU Punt<br>Avg. | NU Net<br>Punt Avg. | PR<br>Avg. | KOR<br>Avg. | Fumbles<br>Fum. Lost | INT | Tot.<br>Tos | NU<br>Margin | NU<br>Pen./Yds. |
|------|-----------------|-----|---------|-----------------|---------------------|------------|-------------|----------------------|-----|-------------|--------------|-----------------|
| 1946 | 126             | 19  | 0-0     | 34.6            | 29.9                | 12.6       | 16.6        | 19 10 11             | 21  |             | +9           | 54/440          |
| 1947 | 73              | 11  | 0-0     | 39.2            | 31.7                | 10.0       | 15.9        | 27 14 16             | 30  |             | -8           | 49/428          |
| 1948 | 152             | 21  | 0-0     | 34.8            | 32.2                | 12.6       | 18.2        | 26 14 14             | 28  |             | +6           | 73/585          |
| 1949 | 124             | 19  | 0-0     | 32.4            | 27.4                | 15.6 (13)  | 20.8        | 18 9 10              | 19  |             | +15          | 79/550          |
| 1950 | 265             | 40  | 0-0     | 36.3            | 31.9                | 10.9       | 18.9        | 23 11 7              | 18  |             | +12          | 49/365          |
| 1951 | 121             | 18  | 0-0     | 36.2            | 30.8                | 10.2       | 19.6        | 31 18 19             | 37  |             | -5           | 67/419          |
| 1952 | 173             | 25  | 1-1     | 35.7            | 30.5                | 11.6       | 23.5 (5)    | 34 18 14             | 32  |             | -3           | 56/559          |
| 1953 | 119             | 17  | 2-2     | 30.3            | 26.2                | 7.6        | 15.8        | 24 18 6              | 24  |             | +5           | 35/250          |
| 1954 | 226             | 34  | 1-1     | 36.7            | 32.0                | 10.3       | 19.0        | 45 26 10             | 36  |             | -3           | 50/499          |
| 1955 | 127             | 18  | 3-3     | 35.0            | 29.1                | 7.4        | 16.6        | 34 19 9              | 28  |             | even         | 54/396          |
| 1956 | 125             | 18  | 2-2     | 36.1            | 30.4                | 12.6       | 18.4        | 38 21 11             | 32  |             | even         | 36/368          |
| 1957 | 67              | 10  | 1-1     | 36.6            | 29.7                | 7.7        | 17.7        | 42 18 18             | 36  |             | -2           | 36/255          |
| 1958 | 71              | 10  | 1-1     | 38.2 (12)       | 35.1                | 14.0 (8)   | 20.5        | 33 13 12             | 25  |             | -4           | 48/378          |
| 1959 | 108             | 15  | 3-3     | 35.5            | 32.7                | 11.2       | 19.7        | 26 14 12             | 26  |             | -2           | 36/321          |
| 1960 | 95              | 13  | 2-2     | 37.6            | 36.0                | 17.4 (3)   | 18.8        | 31 18 8              | 26  |             | -3           | 33/324          |
| 1961 | 119             | 17  | 3-3     | 38.2            | 35.1                | 7.7        | 14.8        | 21 10 6              | 16  |             | +12          | 44/473          |
| 1962 | 257             | 37  | 0-0     | 36.2            | 32.7                | 7.8        | 20.0        | 32 15 10             | 25  |             | -6           | 49/428          |
| 1963 | 260             | 36  | 3-3     | 33.3            | NA                  | 7.9        | 15.9        | 31 15 7              | 22  |             | +6           | 50/480          |
| 1964 | 249             | 36  | 0-1     | 33.3            | 29.2                | 8.7        | 22.3        | 26 10 13             | 23  |             | -1           | 56/532          |
| 1965 | 321             | 45  | 3-6     | 34.9            | 30.5                | 13.4       | 20.2        | 30 13 12             | 25  |             | +8           | 55/496          |
| 1966 | 216             | 30  | 5-8     | 38.5            | 35.4                | 10.8       | 18.9        | 29 18 9              | 27  |             | +5           | 45/429          |
| 1967 | 127             | 16  | 6-11    | 35.1            | 35.4                | 7.6        | 17.7        | 46 25 15             | 40  |             | -18          | 42/475          |
| 1968 | 155             | 20  | 6-12    | 36.8            | 34.7                | 8.1        | 17.4        | 33 20 11             | 31  |             | -10          | 46/428          |
| 1969 | 209             | 27  | 7-23    | 37.3            | 32.5                | 8.6        | 18.4        | 32 16 13             | 29  |             | +6           | 44/327          |
| 1970 | 411             | 55  | 8-13    | 38.7            | 35.9                | 12.2       | 22.0        | 29 18 10             | 28  |             | +17          | 72/683          |
| 1971 | 469             | 65  | 5-10    | 36.9            | 35.2                | 15.6 (4)   | 21.9        | 21 15 6              | 21  |             | +26          | 60/634          |
| 1972 | 461             | 64  | 6-14    | 39.5            | 35.7                | 15.7 (2)   | 19.1        | 26 20 20             | 40  |             | -4           | 45/442          |
| 1973 | 287             | 39  | 7-12    | 40.3            | 36.6                | 10.4       | 17.6        | 29 16 15             | 31  |             | +1           | 51/497          |
| 1974 | 360             | 49  | 6-14    | 37.1            | 36.9                | 10.4       | 18.7        | 34 18 11             | 29  |             | +6           | 39/359          |
| 1975 | 353             | 46  | 11-18   | 39.9 (9)        | 39.3                | 7.4        | 22.3        | 29 15 5              | 20  |             | +14          | 60/620          |
| 1976 | 389             | 52  | 11-18   | 40.8 (11)       | 39.6                | 7.0        | 20.1        | 34 26 13             | 39  |             | +4           | 56/579          |
| 1977 | 294             | 37  | 12-18   | 41.1            | 38.6                | 6.8        | 17.6        | 29 20 9              | 29  |             | +1           | 57/558          |
| 1978 | 421             | 56  | 10-18   | 39.2            | 37.1                | 13.0 (4)   | 18.7        | 34 20 8              | 28  |             | +6           | 55/554          |
| 1979 | 366             | 48  | 12-16   | 39.2            | 37.8                | 5.7        | 20.9        | 33 21 8              | 29  |             | +1           | 62/633          |
| 1980 | 435             | 60  | 5-10    | 35.7            | 34.1                | 8.1        | 24.6 (7)    | 44 21 6              | 27  |             | +8           | 59/603          |
| 1981 | 349             | 45  | 11-19   | 42.6 (6)        | 40.7                | 11.9 (6)   | 22.5 (12)   | 43 24 11             | 35  |             | +7           | 58/567          |
| 1982 | 493             | 68  | 8-13    | 37.1            | 34.8                | 15.5 (2)   | 20.5        | 34 18 4              | 22  |             | +9           | 64/539          |
| 1983 | 624             | 89  | 3-4     | 40.6            | 38.9                | 9.6        | 18.8        | 44 15 6              | 21  |             | +15          | 63/561          |
| 1984 | 359             | 49  | 5-12    | 40.3            | 38.4                | 12.3 (4)   | 23.3 (6)    | 43 24 9              | 33  |             | -5           | 55/503          |
| 1985 | 398             | 50  | 15-24   | 41.7 (9)        | 39.9                | 8.4        | 26.4 (2)    | 42 20 11             | 31  |             | +6           | 32/278          |
| 1986 | 416             | 55  | 10-13   | 39.7            | 37.5                | 14.6 (2)   | 19.5        | 33 17 10             | 27  |             | +1           | 76/657          |
| 1987 | 423             | 58  | 6-8     | 37.6            | 34.7                | 11.4 (13)  | 20.6        | 32 19 11             | 30  |             | even         | 73/616          |
| 1988 | 474             | 64  | 9-13    | 40.6            | 36.5                | 11.3 (9)   | 20.0        | 25 12 9              | 21  |             | +4           | 82/702          |
| 1989 | 492             | 65  | 10-13   | 38.5            | 32.5                | 11.9       | 19.7        | 32 14 3              | 17  |             | +14          | 71/634          |
| 1990 | 413             | 53  | 14-19   | 40.4 (9)        | 38.2                | 13.6 (8)   | 27.8* (1)   | 29 13 12             | 25  |             | +8           | 49/458          |
| 1991 | 454             | 61  | 11-18   | 41.0            | 34.9                | 8.6        | 19.7        | 16 9 8               | 17  |             | +14          | 53/455          |
| 1992 | 427             | 58  | 7-10    | 43.2            | 41.7* (1)           | 11.4       | 20.7        | 20 5 7               | 12  |             | +18          | 74/612          |
| 1993 | 421             | 58  | 6-11    | 41.2            | 39.3 (6)            | 9.1        | 20.5        | 17 10 6              | 16  |             | +3           | 59/494          |
| 1994 | 435             | 59  | 7-14    | 42.6            | 41.2 (2)            | 8.6        | 22.8 (13)   | 27 13 7              | 20  |             | +1           | 76/670          |
| 1995 | 574             | 77  | 13-16   | 38.6            | 38.1 (17)           | 11.0       | 21.0        | 28 9 6               | 15  |             | +13          | 47/434          |
| 1996 | 512             | 68  | 12-19   | 43.9            | 41.0 (8)            | 10.6       | 25.2* (6)   | 37 19 3              | 22  |             | +11          | 71/623          |
| 1997 | 565             | 73  | 18-21   | 37.5            | 35.2 (14)           | 11.8       | 24.3 (7)    | 36 17 4              | 21  |             | +3           | 57/498          |
| 1998 | 383             | 49  | 14-21   | 43.8            | 39.4 (7)            | 11.5       | 21.0        | 27 13 5              | 18  |             | +9           | 61/536          |
| 1999 | 411             | 52  | 14-20   | 43.6            | 39.4                | 10.9       | 18.4        | 49 25 5              | 30  |             | +5           | 63/566          |
| 2000 | 456             | 63  | 5-10    | 41.3            | 34.5                | 11.0       | 16.7        | 26 9 8               | 17  |             | +2           | 71/622          |
| 2001 | 449             | 60  | 12-17   | 41.1            | 37.0                | 13.1 (14)  | 25.2 (8)    | 24 14 11             | 25  |             | +1           | 69/674          |
| 2002 | 383             | 48  | 16-20   | 42.1            | 38.2 (5)            | 16.3 (5)   | 22.3        | 30 12 12             | 24  |             | -3           | 85/784          |
| 2003 | 322             | 40  | 15-24   | 44.3            | 40.1* (9)           | 9.7        | 24.3        | 30 14 10             | 24  |             | +23*         | 89/710          |
| 2004 | 275             | 37  | 6-12    | 40.7            | 38.4                | 5.8        | 19.7        | 25 10 23             | 33  |             | -12          | 75/561          |
| 2005 | 296             | 34  | 19-23   | 45.9            | 39.8* (2)           | 12.9       | 19.7        | 27 11 13             | 24  |             | -2           | 89/693          |
| 2006 | 428             | 59  | 5-7     | 39.1            | 37.2                | 8.2        | 17.4        | 25 17 8              | 25  |             | even         | 74/614          |
| 2007 | 401             | 53  | 9-9     | 40.3            | 36.3                | 8.2        | 21.9        | 19 11 17             | 28  |             | -17          | 77/589          |
| 2008 | 460             | 58  | 18-21   | 38.5            | 32.1                | 12.1       | 21.8        | 31 17 11             | 28  |             | -11          | 94/800          |
| 2009 | 352             | 40  | 24-28   | 41.2            | 34.7                | 11.6       | 24.1        | 21 11 12             | 23  |             | +5           | 100/894         |
| 2010 | 432             | 48  | 18-19   | 43.2            | 37.7                | 12.9* (14) | 22.9        | 45 16 8              | 24  |             | -1           | 109/993         |
| 2011 | 379             | 46  | 19-23   | 44.5 (10)       | 38.3                | 7.7        | 25.5 (9)    | 32 11 8              | 19  |             | -1           | 86/688          |
| 2012 | 487             | 61  | 20-27   | 41.2            | 35.4                | 9.3        | 21.6        | 35 22 13             | 35  |             | -12          | 88/847          |
| 2013 | 415             | 54  | 13-14   | 41.6            | 37.9                | 3.0        | 22.8        | 32 16 13             | 29  |             | -11          | 76/665          |
| 2014 | 491             | 64  | 15-22   | 41.1            | 37.3                | 15.9* (5)  | 20.8        | 27 13 12             | 25  |             | -2           | 75/655          |
| 2015 | 427             | 52  | 21-27   | 43.6            | 39.4                | 10.4       | 17.6        | 11 6 21              | 27  |             | -12          | 94/829          |
| 2016 | 345             | 44  | 12-15   | 38.3            | 33.6                | 7.3        | 21.5        | 16 5 9               | 14  |             | +5           | 75/695          |
| 2017 | 309             | 39  | 12-14   | 42.1            | 38.9                | 6.2        | 22.6        | 12 2 17              | 19  |             | -7           | 75/728          |
| 2018 | 360             | 45  | 14-18   | 42.0            | 37.0                | 9.4        | 15.8        | 28 11 11             | 22  |             | -2           | 92/850          |
| 2019 | 336             | 43  | 12-20   | 40.9            | 39.4                | 8.0        | 18.1        | 27 12 9              | 21  |             | even         | 61/518          |
| 2020 | 185             | 21  | 13-15   | 39.7            | 34.7                | 13.3       | 18.3        | 22 9 9               | 18  |             | -11          | 54/485          |
| 2021 | 335             | 45  | 8-16    | 40.3            | 35.5                | 2.7        | 15.6        | 16 7 11              | 18  |             | -5           | 63/540          |
| 2022 | 271             | 35  | 9-12    | 43.5            | 39.0                | 15.4       | 17.1        | 14 6 13              | 19  |             | -3           | 65/510          |
| 2023 | 216             | 27  | 9-15    | 40.6            | 37.2                | 3.0        | 22.3        | 31 15 16             | 31  |             | -17          | 61/513          |

# Annual Team Defensive Statistics

| Year | Games | First Downs | Opp. Total Off. Avg. | Opp. Total Off. Yards | Opp. Rush Avg. | Opp. Rush Yards | Opp. Pass Avg. | Opp. Pass Yards | Opp. Avg. Pts. | Opp. Points | Opp. TD | Opp. FGM-FGA |
|------|-------|-------------|----------------------|-----------------------|----------------|-----------------|----------------|-----------------|----------------|-------------|---------|--------------|
| 1946 | 9     | 11.6        | 266.1                | 2,395                 | 177.0          | 1,593           | 89.1*          | 802             | 17.9           | 161         | 24      | 0-0          |
| 1947 | 9     | 15.3        | 316.7                | 2,850                 | 198.7          | 1,788           | 118.0          | 1,062           | 21.2           | 191         | 28      | 0-0          |
| 1948 | 10    | 14.7        | 379.5                | 3,795                 | 238.4          | 2,384           | 141.1          | 1,411           | 30.3           | 303         | 41      | 0-0          |
| 1949 | 9     | 11.1        | 266.3                | 2,397                 | 200.2          | 1,802           | 66.1           | 595             | 19.1           | 172         | 27      | 0-0          |
| 1950 | 9     | 16.4        | 365.2                | 3,287                 | 236.8          | 2,131           | 128.4          | 1,156           | 24.1           | 217         | 32      | 0-0          |
| 1951 | 10    | 16.7        | 361.7                | 3,617                 | 225.5          | 2,255           | 136.2          | 1,362           | 25.9           | 259         | 38      | 1-1          |
| 1952 | 10    | 12.4        | 249.1                | 2,491                 | 143.2          | 1,432           | 105.9          | 1,059           | 12.3           | 123         | 17      | 3-3          |
| 1953 | 10    | 16.0        | 304.9                | 3,049                 | 232.2          | 2,322           | 72.7           | 727             | 18.4           | 184         | 26      | 1-1          |
| 1954 | 10    | 15.5        | 281.2                | 2,812                 | 199.0          | 1,990           | 82.2           | 822             | 16.8           | 168         | 25      | 0-0          |
| 1955 | 10    | 15.4        | 278.5                | 2,785                 | 233.6          | 2,336           | 44.9* (11)     | 449             | 17.6           | 176         | 26      | 0-0          |
| 1956 | 10    | 17.4        | 347.3                | 3,473                 | 271.1          | 2,711           | 76.2           | 762             | 20.6           | 206         | 30      | 1-1          |
| 1957 | 10    | 20.5        | 359.3                | 3,593                 | 278.7          | 2,787           | 80.6           | 806             | 24.3           | 243         | 36      | 0-0          |
| 1958 | 10    | 18.9        | 350.5                | 3,505                 | 276.0          | 2,760           | 74.5 (14)      | 745             | 23.5           | 235         | 33      | 2-2          |
| 1959 | 10    | 14.9        | 273.1                | 2,731                 | 187.5          | 1,875           | 85.6           | 856             | 16.0           | 160         | 21      | 5-6          |
| 1960 | 10    | 14.2        | 260.6                | 2,606                 | 194.2          | 1,942           | 66.4           | 664             | 16.4           | 164         | 23      | 4-4          |
| 1961 | 10    | 14.7        | 266.4                | 2,664                 | 186.4          | 1,864           | 80.0           | 800             | 13.5           | 135         | 19      | 4-4          |
| 1962 | 10    | 11.8        | 219.3                | 2,193                 | 127.5          | 1,275           | 91.8           | 918             | 12.7           | 127         | 18      | 1-1          |
| 1963 | 10    | 11.8        | 212.0                | 2,121                 | 99.9* (11)     | 999             | 112.1          | 1,121           | 10.7           | 107         | 15      | 5-5          |
| 1964 | 10    | 8.9         | 167.0* (2)           | 1,670                 | 100.5* (15)    | 1,005           | 66.5* (3)      | 665             | 7.5 (10)       | 75          | 10      | 2-4          |
| 1965 | 10    | 11.2        | 202.8* (8)           | 2,028                 | 109.2*         | 1,092           | 93.6 (14)      | 936             | 9.0 (9)        | 90          | 11      | 5-7          |
| 1966 | 10    | 12.6        | 228.0*               | 2,280                 | 99.6*          | 996             | 128.4          | 1,284           | 8.4            | 84          | 11      | 4-5          |
| 1967 | 10    | 9.7         | 157.6* (1)           | 1,576                 | 67.5* (4)      | 675             | 90.1* (1)      | 901             | 8.3 (3)        | 83          | 10      | 4-9          |
| 1968 | 10    | 14.7        | 259.4                | 2,594                 | 136.8          | 1,368           | 122.6 (8)      | 1,226           | 16.1           | 161         | 22      | 4-10         |
| 1969 | 10    | 15.2        | 253.3*               | 2,533                 | 130.4          | 1,304           | 122.9*         | 1,229           | 11.3           | 113         | 14      | 5-10         |
| 1970 | 11    | 16.0        | 306.1                | 3,367                 | 148.3*         | 1,631           | 157.8          | 1,736           | 16.1           | 177         | 25      | 3-5          |
| 1971 | 12    | 12.8        | 202.9* (5)           | 2,435                 | 85.9* (2)      | 1,031           | 117.0*         | 1,404           | 8.2 (3)        | 98          | 13      | 3-7          |
| 1972 | 11    | 11.3        | 217.4* (4)           | 2,391                 | 108.5 (8)      | 1,193           | 108.9*         | 1,198           | 8.3 (4)        | 91          | 11      | 5-10         |
| 1973 | 11    | 11.7        | 245.8 (13)           | 2,704                 | 205.9          | 2,265           | 39.9* (1)      | 439             | 14.5           | 160         | 21      | 6-11         |
| 1974 | 11    | 13.5        | 263.5                | 2,898                 | 165.1          | 1,816           | 98.4           | 1,082           | 11.1 (8)       | 122         | 17      | 1-7          |
| 1975 | 11    | 11.4        | 224.1* (8)           | 2,465                 | 137.7* (15)    | 1,515           | 86.4*          | 950             | 10.9           | 140         | 15      | 3-8          |
| 1976 | 12    | 13.1        | 262.3*               | 3,148                 | 163.8          | 1,966           | 98.5           | 1,182           | 13.1           | 157         | 16      | 16-23        |
| 1977 | 11    | 16.9        | 301.5                | 3,317                 | 207.3          | 2,280           | 94.3* (7)      | 1,037           | 16.6           | 183         | 22      | 9-16         |
| 1978 | 11    | 15.2        | 288.8                | 3,177                 | 150.6*         | 1,657           | 138.2          | 1,520           | 16.8           | 185         | 26      | 2-6          |
| 1979 | 11    | 12.3        | 216.6* (5)           | 2,383                 | 93.1* (2)      | 1,024           | 123.5          | 1,359           | 10.4 (9)       | 114         | 15      | 4-10         |
| 1980 | 11    | 13.9        | 210.7* (3)           | 2,318                 | 88.0* (3)      | 968             | 122.7          | 1,350           | 8.5 (2)        | 93          | 11      | 8-9          |
| 1981 | 11    | 14.0        | 240.5* (6)           | 2,645                 | 140.4          | 1,544           | 100.1* (1)     | 1,101           | 9.6 (4)        | 103         | 9       | 13-20        |
| 1982 | 12    | 16.6        | 290.6 (14)           | 3,487                 | 125.5*         | 1,506           | 165.1          | 1,981           | 12.3 (5)       | 147         | 17      | 10-20        |
| 1983 | 12    | 19.7        | 368.3                | 4,420                 | 149.4          | 1,793           | 218.9          | 2,627           | 15.5           | 186         | 22      | 10-15        |
| 1984 | 11    | 11.8        | 203.3* (1)           | 2,236                 | 78.8 (4)       | 867             | 124.5* (5)     | 1,369           | 9.5* (1)       | 105         | 13      | 5-9          |
| 1985 | 11    | 15.2        | 279.1 (6)            | 3,070                 | 121.2 (15)     | 1,333           | 157.9          | 1,737           | 12.4 (9)       | 136         | 16      | 8-10         |
| 1986 | 11    | 13.2        | 235.6 (2)            | 2,592                 | 95.7 (9)       | 1,053           | 139.9 (11)     | 1,539           | 13.6 (7)       | 150         | 18      | 8-11         |
| 1987 | 11    | 15.6        | 264.7 (8)            | 2,912                 | 107.0 (9)      | 1,177           | 157.7          | 1,735           | 12.1 (6)       | 133         | 15      | 8-15         |
| 1988 | 12    | 14.5        | 262.8* (7)           | 3,153                 | 127.9*         | 1,535           | 134.8* (6)     | 1,618           | 15.2 (13)      | 182         | 21      | 13-15        |
| 1989 | 11    | 16.2        | 274.1* (8)           | 3,015                 | 111.3*         | 1,224           | 162.8          | 1,791           | 15.8           | 174         | 21      | 9-11         |
| 1990 | 11    | 14.5        | 263.5* (7)           | 2,898                 | 132.5          | 1,457           | 131.0* (11)    | 1,441           | 13.4 (7)       | 147         | 17      | 9-15         |
| 1991 | 11    | 19.0        | 342.9                | 3,772                 | 137.8          | 1,516           | 205.1          | 2,256           | 18.9           | 208         | 25      | 11-14        |
| 1992 | 11    | 16.6        | 309.6                | 3,405                 | 138.1          | 1,519           | 171.5          | 1,886           | 15.6 (13)      | 172         | 19      | 12-16        |
| 1993 | 11    | 16.1        | 307.6* (12)          | 3,384                 | 143.7*         | 1,581           | 163.9* (12)    | 1,803           | 16.0* (13)     | 176         | 22      | 8-17         |
| 1994 | 12    | 14.7        | 258.8* (4)           | 3,106                 | 79.3* (4)      | 951             | 179.6 (10)     | 2,155           | 12.1* (2)      | 145         | 18      | 7-11         |
| 1995 | 11    | 15.4        | 294.1 (13)           | 3,235                 | 78.4* (2)      | 862             | 215.7          | 2,373           | 13.6 (4)       | 150         | 21      | 2-3          |
| 1996 | 12    | 14.8        | 255.4* (7)           | 3,065                 | 83.8* (5)      | 1,006           | 171.6 (7)      | 2,059           | 12.8* (5)      | 153         | 16      | 12-17        |
| 1997 | 12    | 13.0        | 257.3 (5)            | 3,088                 | 73.4* (3)      | 881             | 183.9          | 2,207           | 16.4 (12)      | 197         | 27      | 4-7          |
| 1998 | 12    | 16.6        | 313.7                | 3,764                 | 116.8          | 1,402           | 196.8          | 2,362           | 15.3 (11)      | 183         | 24      | 6-8          |
| 1999 | 12    | 13.4        | 252.3 (4)            | 3,027                 | 77.1 (6)       | 925             | 175.2 (2)      | 2,102           | 12.5 (3)       | 150         | 19      | 6-15         |
| 2000 | 11    | 16.6        | 322.0                | 3,540                 | 113.7          | 1,249           | 208.3 (7)      | 2,291           | 19.4           | 213         | 26      | 11-18        |
| 2001 | 12    | 16.2        | 287.2 (8)            | 3,446                 | 116.9          | 1,403           | 170.2* (2)     | 2,043           | 15.8 (6)       | 189         | 24      | 7-11         |
| 2002 | 14    | 19.4        | 361.9                | 5,067                 | 146.6          | 2,053           | 215.3          | 3,014           | 23.9           | 335         | 41      | 17-21        |
| 2003 | 13    | 16.8        | 297.2 (11)           | 3,863                 | 119.3          | 1,551           | 177.8* (1)     | 2,312           | 14.5* (2)      | 188         | 24      | 8-12         |
| 2004 | 11    | 19.0        | 371.6                | 4,088                 | 104.0 (11)     | 1,144           | 267.6          | 2,944           | 27.1           | 298         | 35      | 18-23        |
| 2005 | 12    | 18.1        | 332.2                | 3,986                 | 124.2          | 1,491           | 207.9 (10)     | 2,495           | 21.0           | 252         | 30      | 13-25        |
| 2006 | 14    | 16.9        | 331.9                | 4,646                 | 116.6          | 1,632           | 215.3          | 3,014           | 18.3           | 256         | 32      | 12-17        |
| 2007 | 12    | 24.9        | 476.8                | 5,722                 | 232.2          | 2,786           | 244.7          | 2,936           | 37.9           | 455         | 60      | 14-18        |
| 2008 | 13    | 17.5        | 349.8                | 4,548                 | 116.5          | 1,514           | 233.4          | 3,034           | 28.5           | 371         | 49      | 10-17        |
| 2009 | 14    | 16.3        | 272.0                | 3,808                 | 93.1 (9)       | 1,304           | 178.9* (1)     | 2,504           | 10.4* (1)      | 146         | 16      | 12-24        |
| 2010 | 14    | 17.0        | 306.8 (11)           | 4,295                 | 153.1          | 2,144           | 153.1* (5)     | 2,151           | 17.4 (9)       | 243         | 26      | 20-27        |
| 2011 | 13    | 18.8        | 350.7                | 4,559                 | 158.5          | 2,060           | 192.2          | 2,499           | 23.4           | 304         | 40      | 8-15         |
| 2012 | 14    | 18.1        | 360.6                | 5,049                 | 192.5          | 2,695           | 168.1          | 2,354           | 27.6           | 386         | 49      | 13-23        |
| 2013 | 13    | 20.1        | 370.8                | 4,820                 | 156.2          | 2,030           | 214.6          | 2,790           | 24.8           | 323         | 38      | 19-25        |
| 2014 | 13    | 18.9        | 383.7                | 4,988                 | 177.8          | 2,312           | 205.8          | 2,676           | 26.4           | 343         | 44      | 11-16        |
| 2015 | 13    | 18.9        | 400.4                | 5,205                 | 109.8          | 1,428           | 290.5          | 3,777           | 27.8           | 362         | 45      | 16-24        |
| 2016 | 13    | 17.8        | 363.7                | 4,728                 | 147.8          | 1,922           | 215.8          | 2,806           | 23.9           | 311         | 40      | 12-17        |
| 2017 | 12    | 23.5        | 436.2                | 5,234                 | 214.8          | 2,577           | 221.4          | 2,657           | 36.4           | 437         | 58      | 10-13        |
| 2018 | 12    | 20.3        | 433.5                | 5,202                 | 195.8          | 2,349           | 237.8          | 2,853           | 31.3           | 375         | 47      | 15-20        |
| 2019 | 12    | 19.9        | 388.8                | 4,666                 | 188.1          | 2,581           | 200.8          | 2,409           | 27.8           | 333         | 41      | 15-16        |
| 2020 | 8     | 20.8        | 386.5                | 3,092                 | 169.5          | 1,356           | 217.0          | 1,736           | 29.4           | 235         | 27      | 15-18        |
| 2021 | 12    | 19.3        | 366.0                | 4,370                 | 146.9          | 1,763           | 219.1          | 2,629           | 22.7           | 272         | 31      | 16-27        |
| 2022 | 12    | 23.0        | 414.4                | 4,973                 | 189.1          | 2,269           | 225.3          | 2,704           | 27.6           | 331         | 31      | 16-21        |
| 2023 | 12    | 18.3        | 303.5                | 3,642                 | 92.9           | 1,115           | 210.6          | 2,527           | 18.3           | 219         | 24      | 17-24        |

# Annual Team Defensive Statistics

| Year | Opp. PR | Opp. KOR | Opp. Punt | Opp. Pen./Yds. | NU Sacks/Yds. | NU TFL/Yds. | NU PBU | Opponent Turnovers |      |          |         | NU Margin | Opp. Sacks/Yds |
|------|---------|----------|-----------|----------------|---------------|-------------|--------|--------------------|------|----------|---------|-----------|----------------|
|      | Avg.    | Avg.     | Avg.      |                |               |             |        | Fum. Lost          | Int. | Tot. TOs |         |           |                |
| 1946 | 10.3    | 16.2     | 35.3      | 45/373         |               |             |        | 22                 | 8    | 30       |         | +9        |                |
| 1947 | 11.7    | 17.0     | 33.6      | 56/450         |               |             |        | 14                 | 8    | 22       |         | -8        |                |
| 1948 | 13.4    | 18.2     | 34.3      | 78/724         |               |             |        | 23                 | 11   | 34       |         | +6        |                |
| 1949 | 11.2    | 13.1     | 36.4      | 69/512         |               |             |        | 16                 | 18   | 34       |         | +15       |                |
| 1950 | 9.0     | 16.3     | 38.6      | 54/455         |               |             |        | 19                 | 11   | 30       |         | +12       |                |
| 1951 | 12.2    | 19.0     | 36.9      | 69/599         |               |             |        | 16                 | 16   | 32       |         | -5        |                |
| 1952 | 10.0    | 20.5     | 33.9      | 46/386         |               |             |        | 28                 | 17   | 12       | 29      | -3        |                |
| 1953 | 8.1     | 17.4     | 33.5      | 46/407         |               |             |        | 39                 | 19   | 10       | 29      | +5        |                |
| 1954 | 8.7     | 17.6     | 36.1      | 50/487         |               |             |        | 45                 | 25   | 8        | 33      | -3        |                |
| 1955 | 9.6     | 19.1     | 34.8      | 52/470         |               |             |        | 44                 | 18   | 10       | 28      | even      |                |
| 1956 | 10.8    | 10.8     | 32.1      | 54/494         |               |             |        | 38                 | 25   | 7        | 32      | even      |                |
| 1957 | 10.5    | 18.4     | 35.4      | 54/530         |               |             |        | 42                 | 21   | 13       | 34      | -2        |                |
| 1958 | 4.5     | 21.9     | 37.9      | 56/514         |               |             |        | 32                 | 15   | 6        | 21      | -4        |                |
| 1959 | 6.5     | 19.2     | 33.6      | 54/453         |               |             |        | 38                 | 15   | 9        | 24      | -2        |                |
| 1960 | 4.1     | 18.1     | 37.5      | 44/397         |               |             |        | 31                 | 16   | 7        | 23      | -3        |                |
| 1961 | 7.4     | 17.4     | 35.4      | 37/295         |               |             |        | 35                 | 22   | 6        | 28      | +12       |                |
| 1962 | 9.6     | 19.1     | 33.1      | 39/291         |               |             |        | 21                 | 10   | 9        | 19      | -6        |                |
| 1963 | 5.0     | 18.6     | 37.8      | 33/260         |               |             |        | 28                 | 14   | 14       | 28      | +6        |                |
| 1964 | 12.9    | 15.8     | 33.9      | 53/410         |               |             | 10     | 25                 | 15   | 7        | 22      | -1        |                |
| 1965 | 11.0    | 16.2     | 38.4      | 40/343         |               |             | 31     | 24                 | 15   | 18       | 33      | +8        |                |
| 1966 | 7.8     | 20.1     | 36.3      | 43/389         |               |             | 43     | 28                 | 14   | 18       | 32      | +5        |                |
| 1967 | 9.8     | 17.7     | 36.8      | 36/380         |               |             | 22     | 18                 | 11   | 11       | 22      | -18       |                |
| 1968 | 5.3     | 16.6     | 41.3      | 57/629         |               | 59/266      | 35     | 21                 | 13   | 8        | 21      | -10       |                |
| 1969 | 10.6    | 19.2     | 39.8      | 52/506         |               | 73/394      | 24     | 24                 | 14   | 21       | 35      | +6        |                |
| 1970 | 7.5     | 24.6     | 39.3      | 60/555         |               | 64/330      | 43     | 23                 | 15   | 30       | 45      | +17       |                |
| 1971 | 6.3     | 17.5     | 38.8      | 58/501         |               | 87/391      | 36     | 36                 | 20   | 27       | 47      | +26       |                |
| 1972 | 8.0     | 17.3     | 32.5      | 42/507         |               | 57/285      | 42     | 35                 | 24   | 12       | 36      | -4        |                |
| 1973 | 6.6     | 21.2     | 38.0      | 45/382         |               | 50/236      | 34     | 31                 | 17   | 15       | 32      | +1        |                |
| 1974 | 2.8     | 15.7     | 36.3      | 51/456         |               | 60/255      | 20     | 35                 | 20   | 15       | 35      | +6        |                |
| 1975 | 2.2     | 17.9     | 40.1      | 53/498         |               | 89/299      | 28     | 39                 | 22   | 12       | 34      | +14       |                |
| 1976 | 4.5     | 16.3     | 37.4      | 63/605         |               | 83/409      | 25     | 48                 | 30   | 13       | 43      | +4        |                |
| 1977 | 6.4     | 18.2     | 36.2      | 42/345         |               | 57/211      | 30     | 28                 | 13   | 17       | 30      | +1        |                |
| 1978 | 6.9     | 19.6     | 39.4      | 58/551         |               | 56/205      | 42     | 40                 | 21   | 13       | 34      | +6        |                |
| 1979 | 7.0     | 17.2     | 39.8      | 51/490         |               | 77/423      | 23     | 28                 | 13   | 17       | 30      | +1        |                |
| 1980 | 5.6     | 17.9     | 42.2      | 42/383         |               | 95/597      | 29     | 40                 | 21   | 14       | 35      | +8        |                |
| 1981 | 8.4     | 14.0     | 42.7      | 42/347         | 41/326        | 53/139      | 27     | 41                 | 23   | 19       | 42      | +7        |                |
| 1982 | 7.5     | 16.1     | 44.4      | 54/425         | 29/226        | 48/115      | 41     | 24                 | 15   | 16       | 31      | +9        | 10/55          |
| 1983 | 3.8     | 17.1     | 39.6      | 63/525         | 34/235        | 84/361      | 40     | 34                 | 15   | 21       | 36      | +15       | 10/71          |
| 1984 | 5.4     | 16.5     | 41.2      | 48/420         | 44/325        | 44/325      | 56     | 18                 | 12   | 16       | 28      | -5        | 16/110         |
| 1985 | 6.3     | 15.3     | 40.7      | 53/384         | 49/383        | 82/473      | 51     | 36                 | 17   | 20       | 37      | +6        | 15/86          |
| 1986 | 4.6     | 17.3     | 40.6      | 77/624         | 40/280        | 99/491      | 36     | 32                 | 14   | 14       | 28      | +1        | 12/98          |
| 1987 | 6.9     | 17.6     | 38.1      | 79/465         | 37/260        | 78/365      | 57     | 31                 | 13   | 17       | 30      | even      | 15/91          |
| 1988 | 8.9     | 16.1     | 38.9      | 67/530         | 38/243        | 32/390      | 45     | 28                 | 9    | 16       | 25      | +4        | 12/75          |
| 1989 | 16.9    | 16.9     | 40.2      | 76/565         | 39/244        | 89/441      | 41     | 35                 | 14   | 17       | 31      | +14       | 7/50           |
| 1990 | 6.2     | 16.8     | 38.6      | 60/509         | 42/269        | 100/446     | 44     | 36                 | 19   | 14       | 33      | +8        | 5/23           |
| 1991 | 12.3    | 18.3     | 35.0      | 57/488         | 34/231        | 73/349      | 42     | 32                 | 15   | 16       | 31      | +14       | 15/80          |
| 1992 | 4.1     | 18.9     | 39.7      | 53/446         | 35/236        | 81/364      | 39     | 27                 | 14   | 16       | 30      | +18       | 9/68           |
| 1993 | 5.2     | 19.9     | 39.2      | 76/633         | 44/294        | 91/389      | 75     | 16                 | 9    | 10       | 19      | +3        | 12/73          |
| 1994 | 2.9     | 18.2     | 41.4      | 60/475         | 43/263        | 91/401      | 46     | 18                 | 4    | 17       | 21      | +1        | 6/54           |
| 1995 | 2.4     | 16.3     | 40.8      | 80/656         | 32/231        | 90/378      | 48     | 23                 | 8    | 20       | 28      | +13       | 0/0            |
| 1996 | 5.1     | 16.9     | 38.9      | 76/598         | 47/304        | 127/497     | 58     | 27                 | 10   | 23       | 33      | +11       | 10/66          |
| 1997 | 6.3     | 20.7     | 34.2      | 81/614         | 44/313        | 109/464     | 56     | 25                 | 12   | 12       | 24      | +3        | 4/26           |
| 1998 | 10.4    | 19.9     | 34.6      | 103/830        | 33/233        | 105/385     | 58     | 30                 | 13   | 14       | 27      | +9        | 20/146         |
| 1999 | 8.5     | 21.4     | 39.0      | 76/592         | 53/395        | 112/530     | 58     | 30                 | 17   | 18       | 35      | +5        | 17/103         |
| 2000 | 12.6    | 21.7     | 37.2      | 83/654         | 25/145        | 88/285      | 90     | 14                 | 5    | 14       | 19      | +2        | 10/75          |
| 2001 | 8.1     | 16.8     | 40.5      | 79/601         | 39/328        | 106/499     | 65     | 20                 | 7    | 19       | 26      | +1        | 7/53           |
| 2002 | 9.4     | 18.1     | 39.4      | 90/676         | 32/231        | 126/375     | 63     | 23                 | 8    | 13       | 21      | -3        | 26/188         |
| 2003 | 10.9    | 22.4     | 40.7      | 82/669         | 27/211        | 96/350      | 69     | 26                 | 15*  | 32* (1)  | 47* (2) | +23* (1)  | 17/127         |
| 2004 | 6.0     | 24.7     | 39.6      | 91/678         | 25/164        | 112/305     | 68     | 19                 | 7    | 14       | 21      | -12       | 16/117         |
| 2005 | 8.8     | 18.3     | 42.8      | 85/719         | 50/381        | 140/573     | 76     | 31                 | 9    | 13       | 22      | -2        | 38/253         |
| 2006 | 4.1     | 18.0     | 40.2      | 77/583         | 31/238        | 105/386     | 49     | 32                 | 13   | 12       | 25      | even      | 30/206         |
| 2007 | 6.5     | 21.2     | 40.7      | 73/597         | 13/94         | 74/245      | 52     | 15                 | 3    | 8        | 11      | -17       | 18/115         |
| 2008 | 9.5     | 23.9     | 38.5      | 64/477         | 35/269        | 98/378      | 58     | 17                 | 5    | 12       | 17      | -11       | 21/128         |
| 2009 | 11.8    | 19.4     | 41.4      | 84/678         | 44/312        | 93/419      | 80     | 26                 | 8    | 20       | 28      | +5        | 19/121         |
| 2010 | 9.6     | 23.6     | 42.6      | 63/552         | 31/242        | 75/291      | 54     | 16                 | 4    | 19       | 23      | -1        | 29/195         |
| 2011 | 11.9    | 24.0     | 39.9      | 77/757         | 21/136        | 61/217      | 43     | 16                 | 8    | 10       | 18      | -1        | 21/99          |
| 2012 | 11.8    | 20.6     | 40.1      | 78/749         | 31/177        | 78/277      | 56     | 21                 | 10   | 13       | 23      | -12       | 35/250         |
| 2013 | 8.1     | 20.2     | 40.1      | 59/511         | 39/270        | 94/411      | 40     | 18                 | 4    | 14       | 18      | -11       | 17/140         |
| 2014 | 8.9     | 21.2     | 38.8      | 76/680         | 29/240        | 80/347      | 51     | 20                 | 10   | 13       | 23      | -2        | 22/129         |
| 2015 | 11.5    | 18.9     | 40.2      | 84/751         | 24/162        | 87/284      | 50     | 15                 | 5    | 10       | 15      | -12       | 14/143         |
| 2016 | 10.7    | 22.1     | 40.5      | 65/578         | 26/173        | 85/250      | 45     | 10                 | 3    | 16       | 19      | +5        | 15/135         |
| 2017 | 10.1    | 23.4     | 39.7      | 72/638         | 14/85         | 57/167      | 28     | 17                 | 3    | 9        | 12      | -7        | 24/173         |
| 2018 | 11.3    | 20.4     | 42.5      | 78/681         | 25/172        | 62/274      | 58     | 12                 | 9    | 11       | 20      | -2        | 28/196         |
| 2019 | 2.3     | 20.7     | 39.8      | 66/594         | 27/173        | 73/307      | 47     | 17                 | 10   | 11       | 21      | even      | 28/168         |
| 2020 | 12.2    | 22.6     | 39.6      | 39/357         | 13/100        | 53/179      | 26     | 13                 | 2    | 5        | 7       | -11       | 16/105         |
| 2021 | 9.1     | 25.3     | 44.2      | 61/552         | 20/148        | 59/235      | 43     | 11                 | 3    | 10       | 13      | -5        | 29/167         |
| 2022 | 9.4     | 18.0     | 40.0      | 68/638         | 21/165        | 60/222      | 43     | 14                 | 7    | 9        | 16      | -3        | 33/247         |
| 2023 | 7.6     | 18.2     | 42.8      | 71/631         | 32/213        | 76/326      | 49     | 16                 | 5    | 9        | 14      | -17       | 30/181         |

## Nebraska Annual Statistical Leaders

## Rushing Yards

| Year | Leader                     | Att. | Yards | Avg. | TD |
|------|----------------------------|------|-------|------|----|
| 1946 | Dick Hutton, HB            | 85   | 332   | 3.9  | 1  |
| 1947 | Dale Adams, HB             | 50   | 249   | 5.0  | 1  |
| 1948 | Cletus Fischer, HB         | 74   | 308   | 4.2  | 4  |
| 1949 | Bill Mueller, HB           | 142  | 559   | 3.9  | 2  |
| 1950 | Bobby Reynolds, HB (2)     | 193  | 1,342 | 7.0  | 19 |
| 1951 | Bobby Reynolds, HB         | 87   | 424   | 4.9  | 1  |
| 1952 | John Bordogna, QB          | 149  | 576   | 3.9  | 8  |
| 1953 | Bob Smith, HB              | 136  | 704   | 5.2  | 5  |
| 1954 | Willie Greenlaw, HB        | 56   | 427   | 7.6  | 3  |
| 1955 | Rex Fischer, QB            | 133  | 599   | 4.5  | 3  |
| 1956 | Jerry Brown, FB            | 129  | 690   | 5.3  | 5  |
| 1957 | Jerry Brown, FB            | 97   | 398   | 4.1  | 1  |
| 1958 | Larry Naviaux, HB          | 74   | 261   | 3.5  | 1  |
| 1959 | Carroll Zaruba, HB         | 82   | 463   | 5.6  | 3  |
| 1960 | Bill Thornton, FB          | 96   | 422   | 4.4  | 4  |
| 1961 | Bill Thornton, HB          | 127  | 618   | 4.9  | 5  |
| 1962 | Willie Ross, HB            | 89   | 431   | 4.8  | 3  |
| 1963 | Rudy Johnson, HB           | 91   | 573   | 6.3  | 7  |
| 1964 | Frank Solich, FB           | 87   | 444   | 5.1  | 3  |
| 1965 | Harry Wilson, HB           | 120  | 672   | 5.6  | 5  |
| 1966 | Harry Wilson, HB           | 138  | 635   | 4.6  | 3  |
| 1967 | Dick Davis, FB             | 162  | 717   | 4.4  | 1  |
| 1968 | Joe Orduna, HB             | 186  | 677   | 3.6  | 10 |
| 1969 | Jeff Kinney, HB            | 177  | 546   | 3.1  | 9  |
| 1970 | Joe Orduna, HB             | 187  | 834   | 4.5  | 14 |
| 1971 | Jeff Kinney, HB            | 222  | 1,037 | 4.7  | 16 |
| 1972 | Gary Dixon, IB             | 130  | 506   | 3.9  | 8  |
| 1973 | Tony Davis, IB             | 254  | 1,008 | 4.0  | 12 |
| 1974 | Monte Anthony, IB          | 109  | 587   | 5.4  | 6  |
| 1975 | Monte Anthony, IB          | 161  | 723   | 4.5  | 7  |
| 1976 | Rick Berns, IB             | 155  | 854   | 5.5  | 9  |
| 1977 | I.M. Hipp, IB (11)         | 197  | 1,301 | 6.6  | 10 |
| 1978 | I.M. Hipp, IB              | 173  | 936   | 5.4  | 7  |
| 1979 | Jarvis Redwine, IB         | 148  | 1,042 | 7.0  | 8  |
| 1980 | Jarvis Redwine, IB (5)     | 156  | 1,119 | 7.2  | 9  |
| 1981 | Roger Craig, IB            | 173  | 1,060 | 6.1  | 6  |
| 1982 | Mike Rozier, IB (4)        | 242  | 1,689 | 7.0  | 15 |
| 1983 | Mike Rozier, IB (1)        | 275  | 2,148 | 7.8  | 29 |
| 1984 | Doug DuBose, IB            | 156  | 1,040 | 6.7  | 8  |
| 1985 | Doug DuBose, IB (9)        | 203  | 1,161 | 5.7  | 8  |
| 1986 | Keith Jones, IB            | 161  | 830   | 5.2  | 14 |
| 1987 | Keith Jones, IB (8)        | 170  | 1,232 | 7.2  | 13 |
| 1988 | Ken Clark, IB (5)          | 232  | 1,497 | 6.5  | 12 |
| 1989 | Ken Clark, IB (11)         | 198  | 1,196 | 6.0  | 12 |
| 1990 | Leodis Flowers, IB (15)    | 149  | 940   | 6.3  | 9  |
| 1991 | Derek Brown, IB (9)        | 230  | 1,313 | 5.7  | 14 |
| 1992 | Calvin Jones, IB (14)      | 168  | 1,210 | 7.2  | 14 |
| 1993 | Calvin Jones, IB (9)       | 185  | 1,043 | 5.6  | 12 |
| 1994 | Lawrence Phillips, IB (3)  | 286  | 1,722 | 6.0  | 16 |
| 1995 | Ahman Green, IB            | 141  | 1,086 | 7.7  | 13 |
| 1996 | Ahman Green, IB            | 155  | 917   | 5.9  | 7  |
| 1997 | Ahman Green, IB (2)        | 278  | 1,877 | 6.8  | 22 |
| 1998 | Correll Buckhalter, IB     | 142  | 799   | 5.6  | 8  |
| 1999 | Eric Crouch, QB            | 180  | 889   | 4.9  | 16 |
| 2000 | Dan Alexander, IB          | 182  | 1,154 | 6.3  | 8  |
| 2001 | Dahrran Diederick, IB (14) | 233  | 1,299 | 5.6  | 15 |
| 2002 | Jammal Lord, QB            | 251  | 1,412 | 5.6  | 8  |
| 2003 | Jammal Lord, QB            | 215  | 948   | 4.4  | 10 |
| 2004 | Cory Ross, IB              | 207  | 1,102 | 5.3  | 6  |
| 2005 | Cory Ross, IB              | 225  | 882   | 3.9  | 5  |
| 2006 | Brandon Jackson, IB        | 188  | 989   | 5.3  | 8  |
| 2007 | Marlon Lucky, IB           | 206  | 1,019 | 4.9  | 9  |
| 2008 | Roy Helu Jr., IB           | 125  | 803   | 6.4  | 7  |
| 2009 | Roy Helu Jr., IB           | 220  | 1,147 | 5.2  | 10 |
| 2010 | Roy Helu Jr., IB           | 188  | 1,245 | 6.6  | 11 |
| 2011 | Rex Burkhead, IB           | 284  | 1,357 | 4.8  | 15 |
| 2012 | Ameer Abdullah, IB         | 226  | 1,137 | 5.0  | 8  |
| 2013 | Ameer Abdullah, IB (9)     | 281  | 1,690 | 6.0  | 9  |
| 2014 | Ameer Abdullah, IB (12)    | 264  | 1,611 | 6.1  | 19 |
| 2015 | Terrell Newby, IB          | 147  | 765   | 5.2  | 6  |
| 2016 | Terrell Newby, IB          | 190  | 879   | 4.6  | 7  |
| 2017 | Devine Ozigbo, IB          | 129  | 493   | 3.8  | 3  |
| 2018 | Devine Ozigbo, RB          | 155  | 1,082 | 6.8  | 12 |
| 2019 | Dedrick Mills, RB          | 143  | 745   | 5.2  | 10 |
| 2020 | Adrian Martinez, QB        | 91   | 521   | 5.7  | 7  |
| 2021 | Adrian Martinez, QB        | 133  | 525   | 3.9  | 13 |
| 2022 | Anthony Grant, RB          | 218  | 915   | 4.2  | 6  |
| 2023 | Heinrich Haarberg, QB      | 120  | 477   | 4.0  | 5  |

## Passing Yards

| Year | Leader               | Att. | Comp. | Int. | Yards | TD |
|------|----------------------|------|-------|------|-------|----|
| 1946 | Sam Vacanti          | 61   | 18    | 8    | 291   | 5  |
| 1947 | Del Wiegand          | 53   | 13    | 10   | 176   | 2  |
| 1948 | Kenny Fischer        | 31   | 20    | 3    | 296   | 1  |
| 1949 | Fran Nagle           | 95   | 33    | 9    | 592   | 4  |
| 1950 | Fran Nagle           | 95   | 46    | 5    | 697   | 9  |
| 1951 | John Bordogna        | 74   | 31    | 6    | 431   | 4  |
| 1952 | John Bordogna        | 81   | 30    | 9    | 532   | 1  |
| 1953 | John Bordogna        | 116  | 52    | 5    | 655   | 1  |
| 1954 | Don Erway            | 41   | 21    | 1    | 336   | 4  |
| 1955 | Don Erway            | 58   | 21    | 4    | 312   | 1  |
| 1956 | Roy Stinnett         | 22   | 12    | 4    | 171   | 1  |
| 1957 | Roy Stinnett         | 22   | 8     | 10   | 140   | 0  |
| 1958 | George Harshman      | 32   | 13    | 4    | 201   | 2  |
| 1959 | Harry Tolly          | 53   | 19    | 7    | 200   | 4  |
| 1960 | Pat Fischer          | 35   | 9     | 6    | 161   | 1  |
| 1961 | Dennis Claridge      | 104  | 38    | 3    | 464   | 3  |
| 1962 | Dennis Claridge      | 128  | 56    | 8    | 829   | 4  |
| 1963 | Dennis Claridge      | 66   | 31    | 3    | 440   | 1  |
| 1964 | Bob Churchich        | 102  | 54    | 8    | 893   | 7  |
| 1965 | Fred Duda            | 110  | 46    | 11   | 632   | 6  |
| 1966 | Bob Churchich        | 174  | 96    | 9    | 1,136 | 4  |
| 1967 | Frank Patrick (12)   | 233  | 116   | 13   | 1,449 | 7  |
| 1968 | Ernie Sigler         | 144  | 73    | 6    | 907   | 5  |
| 1969 | Jerry Tagge          | 177  | 101   | 8    | 1,302 | 3  |
| 1970 | Jerry Tagge          | 165  | 104   | 7    | 1,383 | 12 |
| 1971 | Jerry Tagge          | 239  | 143   | 4    | 2,019 | 17 |
| 1972 | Dave Humm            | 266  | 140   | 16   | 2,074 | 17 |
| 1973 | Dave Humm            | 196  | 109   | 12   | 1,526 | 12 |
| 1974 | Dave Humm            | 175  | 104   | 8    | 1,435 | 12 |
| 1975 | Vince Ferragamo      | 134  | 79    | 4    | 1,153 | 12 |
| 1976 | Vince Ferragamo (13) | 254  | 145   | 9    | 2,071 | 20 |
| 1977 | Randy Garcia         | 94   | 38    | 4    | 568   | 3  |
| 1978 | Tom Sorley           | 174  | 102   | 7    | 1,571 | 12 |
| 1979 | Tim Hager            | 90   | 46    | 4    | 680   | 6  |
| 1980 | Jeff Quinn           | 157  | 96    | 6    | 1,337 | 14 |
| 1981 | Turner Gill          | 91   | 47    | 4    | 619   | 9  |
| 1982 | Turner Gill          | 166  | 90    | 3    | 1,182 | 11 |
| 1983 | Turner Gill          | 170  | 94    | 4    | 1,516 | 14 |
| 1984 | Craig Sundberg       | 84   | 53    | 6    | 740   | 4  |
| 1985 | McCaithorn Clayton   | 78   | 28    | 7    | 602   | 3  |
| 1986 | Steve Taylor         | 124  | 52    | 7    | 808   | 6  |
| 1987 | Steve Taylor         | 123  | 57    | 9    | 902   | 13 |
| 1988 | Steve Taylor         | 151  | 72    | 7    | 1,067 | 11 |
| 1989 | Gerry Gdowski        | 136  | 71    | 2    | 1,326 | 19 |
| 1990 | Mickey Joseph        | 78   | 34    | 6    | 624   | 11 |
| 1991 | Keithen McCant (10)  | 168  | 97    | 8    | 1,454 | 13 |
| 1992 | Tommie Frazier       | 100  | 44    | 1    | 727   | 10 |
| 1993 | Tommie Frazier       | 162  | 77    | 4    | 1,159 | 12 |
| 1994 | Brook Berringer      | 151  | 94    | 5    | 1,295 | 10 |
| 1995 | Tommie Frazier       | 163  | 92    | 4    | 1,362 | 17 |
| 1996 | Scott Frost          | 200  | 104   | 3    | 1,440 | 13 |
| 1997 | Scott Frost          | 159  | 88    | 4    | 1,237 | 5  |
| 1998 | Bobby Newcombe       | 79   | 50    | 1    | 712   | 1  |
| 1999 | Eric Crouch          | 160  | 83    | 4    | 1,269 | 7  |
| 2000 | Eric Crouch          | 156  | 75    | 7    | 1,101 | 11 |
| 2001 | Eric Crouch          | 189  | 105   | 10   | 1,510 | 7  |
| 2002 | Jammal Lord          | 204  | 95    | 12   | 1,362 | 12 |
| 2003 | Jammal Lord          | 176  | 85    | 8    | 1,305 | 6  |
| 2004 | Joe Dailey           | 310  | 153   | 19   | 2,025 | 17 |
| 2005 | Zac Taylor           | 430  | 237   | 12   | 2,653 | 19 |
| 2006 | Zac Taylor           | 391  | 233   | 8    | 3,197 | 26 |
| 2007 | Sam Keller           | 325  | 205   | 10   | 2,422 | 14 |
| 2008 | Joe Ganz (14)        | 420  | 285   | 11   | 3,568 | 25 |
| 2009 | Zac Lee              | 302  | 177   | 10   | 2,143 | 14 |
| 2010 | Taylor Martinez      | 196  | 116   | 7    | 1,631 | 10 |
| 2011 | Taylor Martinez      | 288  | 162   | 8    | 2,089 | 13 |
| 2012 | Taylor Martinez      | 368  | 228   | 12   | 2,871 | 23 |
| 2013 | Tommy Armstrong Jr.  | 131  | 68    | 8    | 966   | 9  |
| 2014 | Tommy Armstrong Jr.  | 345  | 184   | 12   | 2,695 | 22 |
| 2015 | Tommy Armstrong Jr.  | 402  | 222   | 16   | 3,030 | 22 |
| 2016 | Tommy Armstrong Jr.  | 294  | 151   | 8    | 2,180 | 14 |
| 2017 | Tanner Lee           | 428  | 246   | 16   | 3,143 | 23 |
| 2018 | Adrian Martinez      | 347  | 224   | 8    | 2,671 | 17 |
| 2019 | Adrian Martinez      | 251  | 149   | 9    | 1,956 | 10 |
| 2020 | Adrian Martinez      | 151  | 108   | 3    | 1,055 | 4  |
| 2021 | Adrian Martinez      | 306  | 189   | 10   | 2,863 | 14 |
| 2022 | Casey Thompson       | 274  | 173   | 10   | 2,407 | 17 |
| 2023 | Heinrich Haarberg    | 157  | 77    | 7    | 967   | 7  |

## Total Offense Yards

| Year | Leader                  | Rush  | Pass  | Total |
|------|-------------------------|-------|-------|-------|
| 1946 | Dick Hutton, HB         | 332   | 0     | 332   |
| 1947 | Dale Adams, HB          | 249   | 0     | 249   |
| 1948 | Cletus Fischer, QB      | 308   | 129   | 437   |
| 1949 | Bill Mueller, HB        | 559   | 0     | 559   |
| 1950 | Bobby Reynolds, HB (14) | 1,342 | 75    | 1,417 |
| 1951 | Bobby Reynolds, HB      | 424   | 200   | 624   |
| 1952 | John Bordogna, QB       | 576   | 532   | 1,108 |
| 1953 | John Bordogna, QB       | 67    | 655   | 722   |
| 1954 | Willie Greenlaw, HB     | 427   | 110   | 537   |
| 1955 | Rex Fischer, QB         | 599   | 157   | 756   |
| 1956 | Jerry Brown, FB         | 690   | 0     | 690   |
| 1957 | Jerry Brown, FB         | 398   | 0     | 398   |
| 1958 | Larry Naviaux, HB       | 261   | 60    | 321   |
| 1959 | Carroll Zaruba, HB      | 463   | 0     | 463   |
| 1960 | Pat Fischer, QB         | 381   | 161   | 542   |
| 1961 | Bill Thornton, QB       | 618   | 0     | 618   |
| 1962 | Dennis Claridge, QB     | 370   | 829   | 1,199 |
| 1963 | Dennis Claridge, QB     | 179   | 440   | 619   |
| 1964 | Bob Churchich, QB       | 152   | 893   | 1,045 |
| 1965 | Fred Duda, QB           | 280   | 632   | 912   |
| 1966 | Bob Churchich, QB       | -58   | 1,136 | 1,078 |
| 1967 | Frank Patrick, QB       | -22   | 1,449 | 1,427 |
| 1968 | Ernie Sigler, QB        | -67   | 907   | 840   |
| 1969 | Jerry Tagge, QB         | 152   | 1,302 | 1,454 |
| 1970 | Jerry Tagge, QB         | 113   | 1,383 | 1,496 |
| 1971 | Jerry Tagge, QB (10)    | 314   | 2,019 | 2,333 |
| 1972 | Dave Humm, QB           | -116  | 2,074 | 1,958 |
| 1973 | Dave Humm, QB           | -13   | 1,526 | 1,513 |
| 1974 | Dave Humm, QB           | 121   | 1,435 | 1,556 |
| 1975 | Vince Ferragamo, QB     | 31    | 1,153 | 1,184 |
| 1976 | Vince Ferragamo, QB     | 15    | 2,071 | 2,086 |
| 1977 | I.M. Hipp, IB           | 1,301 | 0     | 1,301 |
| 1978 | Tom Sorley, QB          | 86    | 1,571 | 1,657 |
| 1979 | Jarvis Redwine, IB      | 1,042 | 0     | 1,042 |
| 1980 | Jeff Quinn, QB          | 348   | 1,337 | 1,685 |
| 1981 | Roger Craig, IB         | 1,060 | 0     | 1,060 |
| 1982 | Mike Rozier, IB         | 1,689 | 0     | 1,689 |
| 1983 | Mike Rozier, IB         | 2,148 | 0     | 2,148 |
| 1984 | Doug DuBose, IB         | 1,040 | 0     | 1,040 |
| 1985 | Doug DuBose, IB         | 1,161 | 0     | 1,161 |
| 1986 | Steve Taylor, QB        | 537   | 808   | 1,345 |
| 1987 | Steve Taylor, QB        | 659   | 902   | 1,561 |
| 1988 | Steve Taylor, QB        | 826   | 1,067 | 1,893 |
| 1989 | Gerry Gdowski, QB       | 925   | 1,326 | 2,251 |
| 1990 | Mickey Joseph, QB       | 554   | 624   | 1,178 |
| 1991 | Keithen McCant, QB      | 654   | 1,454 | 2,108 |
| 1992 | Calvin Jones, IB        | 1,210 | 0     | 1,210 |
| 1993 | Tommie Frazier, QB      | 704   | 1,159 | 1,863 |
| 1994 | Lawrence Phillips, IB   | 1,722 | 0     | 1,722 |
| 1995 | Tommie Frazier, QB      | 604   | 1,362 | 1,966 |
| 1996 | Scott Frost, QB         | 438   | 1,440 | 1,878 |
| 1997 | Scott Frost, QB         | 1,095 | 1,237 | 2,332 |
| 1998 | Eric Crouch, QB         | 459   | 601   | 1,060 |
| 1999 | Eric Crouch, QB         | 889   | 1,269 | 2,158 |
| 2000 | Eric Crouch, QB         | 971   | 1,101 | 2,072 |
| 2001 | Eric Crouch, QB         | 1,115 | 1,510 | 2,625 |
| 2002 | Jammal Lord, QB         | 1,412 | 1,362 | 2,774 |
| 2003 | Jammal Lord, QB         | 948   | 1,305 | 2,253 |
| 2004 | Joe Dailey, QB          | 55    | 2,025 | 2,080 |
| 2005 | Zac Taylor, QB          | -41   | 2,653 | 2,612 |
| 2006 | Zac Taylor, QB          | -32   | 3,197 | 3,165 |
| 2007 | Sam Keller, QB          | -78   | 2,422 | 2,344 |
| 2008 | Joe Ganz, QB (13)       | 258   | 3,568 | 3,826 |
| 2009 | Zac Lee, QB             | 171   | 2,143 | 2,314 |
| 2010 | Taylor Martinez, QB     | 965   | 1,631 | 2,596 |
| 2011 | Taylor Martinez, QB     | 874   | 2,089 | 2,963 |
| 2012 | Taylor Martinez, QB     | 1,019 | 2,871 | 3,890 |
| 2013 | Ameer Abdullah, IB      | 1,690 | 0     | 1,690 |
| 2014 | Tommy Armstrong Jr., QB | 705   | 2,695 | 3,400 |
| 2015 | Tommy Armstrong Jr., QB | 400   | 3,030 | 3,430 |
| 2016 | Tommy Armstrong Jr., QB | 512   | 2,180 | 2,692 |
| 2017 | Tanner Lee, QB          | -97   | 3,143 | 3,046 |
| 2018 | Adrian Martinez, QB     | 629   | 2,617 | 3,246 |
| 2019 | Adrian Martinez, QB     | 626   | 1,956 | 2,582 |
| 2020 | Adrian Martinez, QB     | 521   | 1,055 | 1,576 |
| 2021 | Adrian Martinez, QB     | 525   | 2,863 | 3,388 |
| 2022 | Casey Thompson, QB      | -21   | 2,407 | 2,386 |
| 2023 | Heinrich Haarberg, QB   | 477   | 967   | 1,444 |

## Pass Receptions

\*Receiving yards leader also listed, if different than receptions leader.

| Year | Leader                  | No. | Yards | Avg. | TD |
|------|-------------------------|-----|-------|------|----|
| 1946 | William Moomey, HB      | 8   | 75    | 9.4  | 0  |
|      | Dick Hutton, HB*        | 7   | 228   | 32.6 | 2  |
|      | Alex Cochran, E         | 6   | 120   | 20.0 | 1  |
|      | Ralph Damkroger, E      | 6   | 78    | 13.0 | 2  |
| 1947 | Dick Hutton, HB         | 15  | 231   | 15.4 | 4  |
| 1948 | Frank Simon, E          | 7   | 221   | 31.6 | 1  |
| 1949 | Frank Simon, E          | 12  | 200   | 16.7 | 2  |
| 1950 | Frank Simon, E          | 21  | 339   | 16.1 | 1  |
| 1951 | Frank Simon, E          | 8   | 206   | 25.8 | 1  |
| 1952 | Andy Loehr, E           | 16  | 188   | 11.8 | 0  |
| 1953 | Andy Loehr, E           | 15  | 193   | 12.9 | 0  |
|      | Bill Schabacker, E*     | 6   | 89    | 14.8 | 1  |
| 1954 | Andy Loehr, E           | 6   | 82    | 13.7 | 1  |
|      | Dirkes Rolston, HB      | 14  | 239   | 17.1 | 2  |
| 1955 | Jon McWilliams, E       | 13  | 139   | 10.7 | 2  |
| 1956 | Frank Nappi, HB         | 6   | 79    | 13.2 | 1  |
| 1957 | Doug Thomas, HB         | 4   | 80    | 20.0 | 0  |
| 1958 | Pat Fischer, HB         | 7   | 39    | 5.6  | 1  |
|      | Clarence Cook, E*       | 6   | 137   | 22.8 | 0  |
| 1959 | Clarence Cook, E*       | 7   | 54    | 7.7  | 1  |
|      | Clarence Cook, E*       | 6   | 66    | 11.0 | 0  |
| 1960 | Clarence Cook, E*       | 6   | 72    | 12.0 | 0  |
| 1961 | Dick McDaniel, E        | 14  | 158   | 11.3 | 1  |
|      | Don Purcell, E*         | 12  | 173   | 14.4 | 1  |
| 1962 | Jim Hoge, E             | 11  | 208   | 18.9 | 1  |
| 1963 | Tony Jeter, E           | 9   | 151   | 16.8 | 1  |
|      | Larry Tomlinson, E      | 9   | 129   | 14.3 | 0  |
|      | Dick Callahan, E*       | 8   | 157   | 19.6 | 0  |
| 1964 | Tony Jeter, E           | 18  | 219   | 12.2 | 0  |
|      | Freeman White, E*       | 17  | 338   | 19.9 | 2  |
| 1965 | Freeman White, E*       | 28  | 458   | 16.4 | 6  |
| 1966 | Tom Penney, SE          | 24  | 286   | 11.9 | 0  |
| 1967 | Dennis Rihnafsky, SE    | 36  | 422   | 11.7 | 3  |
| 1968 | Tom Penney, SE          | 25  | 424   | 17.0 | 2  |
| 1969 | Jeff Kinney, HB         | 41  | 433   | 10.6 | 2  |
| 1970 | Johnny Rodgers, WB      | 35  | 665   | 19.0 | 7  |
| 1971 | Johnny Rodgers, WB (14) | 53  | 872   | 16.5 | 11 |
| 1972 | Johnny Rodgers, WB (12) | 55  | 942   | 17.1 | 8  |
| 1973 | Ritch Bahe, WB          | 30  | 406   | 13.5 | 2  |
|      | Frosty Anderson, SE*    | 26  | 504   | 19.4 | 8  |
| 1974 | Don Westbrook, WB       | 33  | 508   | 15.4 | 7  |
| 1975 | Bobby Thomas, SE        | 24  | 501   | 20.9 | 7  |
| 1976 | Chuck Malito, SE        | 30  | 615   | 20.5 | 4  |
|      | Bobby Thomas, SE        | 30  | 561   | 18.7 | 7  |
|      | Dave Shamblin, SE       | 30  | 468   | 15.6 | 3  |
| 1977 | Tim Smith, SE           | 23  | 371   | 16.1 | 1  |
|      | Ken Spaeth, TE          | 23  | 300   | 13.0 | 2  |
| 1978 | Junior Miller, TE       | 30  | 560   | 18.7 | 5  |
| 1979 | Tim Smith, SE           | 30  | 477   | 15.9 | 1  |
| 1980 | Todd Brown, SE          | 28  | 416   | 14.9 | 5  |
| 1981 | Jamie Williams, TE      | 22  | 282   | 12.8 | 4  |
| 1982 | Irving Fryar, WB        | 24  | 346   | 14.4 | 2  |
|      | Todd Brown, SE*         | 23  | 399   | 17.3 | 4  |
| 1983 | Irving Fryar, WB        | 40  | 780   | 19.5 | 8  |
| 1984 | Shane Swanson, WB       | 16  | 203   | 12.7 | 0  |
|      | Todd Frain, TE*         | 15  | 218   | 14.5 | 1  |
| 1985 | Robb Schnitzler, SE     | 16  | 382   | 23.9 | 2  |
| 1986 | Dana Brinson, WB        | 14  | 208   | 14.9 | 1  |
|      | Todd Millikan, TE*      | 11  | 230   | 20.9 | 4  |
| 1987 | Rod Smith, SE           | 21  | 329   | 15.7 | 3  |
| 1988 | Morgan Gregory, SE      | 20  | 239   | 12.0 | 2  |
|      | Todd Millikan, TE*      | 16  | 308   | 19.3 | 7  |
| 1989 | Morgan Gregory, SE      | 19  | 282   | 14.8 | 3  |
|      | Richard Bell, WB*       | 18  | 357   | 19.8 | 4  |
| 1990 | Jon Bostick, SE         | 19  | 375   | 19.7 | 4  |
| 1991 | Johnny Mitchell, IB     | 31  | 534   | 17.2 | 5  |
| 1992 | Calvin Jones, TE        | 14  | 162   | 11.6 | 1  |
|      | Trumane Bell, SE        | 14  | 124   | 8.9  | 1  |
|      | Corey Dixon, SE*        | 13  | 279   | 21.5 | 3  |
| 1993 | Abdul Muhammad, WB      | 25  | 383   | 15.3 | 3  |
| 1994 | Abdul Muhammad, WB      | 23  | 360   | 15.7 | 2  |
| 1995 | Clester Johnson, WB     | 22  | 367   | 16.7 | 2  |
| 1996 | Brendan Holbein, SE     | 23  | 335   | 14.6 | 4  |
| 1997 | Kenny Cheatham, SE      | 14  | 191   | 13.6 | 0  |
|      | Ahman Green, IB         | 14  | 105   | 7.5  | 0  |
| 1998 | Matt Davison, SE        | 32  | 394   | 12.3 | 0  |
| 1999 | Matt Davison, SE        | 29  | 441   | 15.2 | 2  |
| 2000 | Matt Davison, SE        | 21  | 389   | 18.5 | 3  |
| 2001 | Wilson Thomas, SE       | 37  | 616   | 16.6 | 3  |
| 2002 | Wilson Thomas, SE       | 30  | 353   | 11.8 | 3  |
| 2003 | Matt Herian, TE         | 22  | 484   | 22.0 | 3  |
|      | Ross Pilkington, WR     | 22  | 338   | 15.4 | 1  |
| 2004 | Ross Pilkington, WR     | 27  | 337   | 12.5 | 2  |
| 2005 | Nate Swift, WR          | 45  | 641   | 14.2 | 7  |

|      |                        |    |       |      |    |                   |                           |    |      |      |   |
|------|------------------------|----|-------|------|----|-------------------|---------------------------|----|------|------|---|
| 2006 | Terrence Nunn, WR      | 42 | 597   | 14.2 | 3  | Ralph Brown, CB   | 2                         | 28 | 14.0 | 0    |   |
|      | Maurice Purify, WR*    | 34 | 630   | 18.5 | 7  | Mike Brown, ROV   | 2                         | 26 | 13.0 | 0    |   |
| 2007 | Marlon Lucky, LB       | 75 | 705   | 9.4  | 3  | Eric Warfield, FS | 2                         | 26 | 13.0 | 0    |   |
|      | Maurice Purify, WR*    | 57 | 814   | 14.3 | 9  | Erwin Swiney, LCB | 2                         | 2  | 1.0  | 0    |   |
| 2008 | Nate Swift, WR         | 63 | 941   | 14.9 | 10 | Joe Walker, ROV   | 3                         | 65 | 21.7 | 1    |   |
| 2009 | Niles Paul, WR         | 40 | 796   | 19.9 | 4  | Clint Finley, FS  | 3                         | 63 | 21.0 | 1    |   |
| 2010 | Brandon Kinzie, WR     | 44 | 494   | 11.2 | 5  | Mike Brown, ROV   | 5                         | 40 | 8.0  | 0    |   |
|      | Niles Paul, WR*        | 39 | 516   | 13.2 | 1  | Troy Watchorn, FS | 5                         | 64 | 12.8 | 1    |   |
| 2011 | Kenny Bell, WR         | 32 | 461   | 14.4 | 3  | Willie Amos, FS   | 4                         | 70 | 17.5 | 1    |   |
| 2012 | Kenny Bell, WR         | 50 | 863   | 17.3 | 8  | 2002              | Josh Washington, CB       | 4  | 35   | 8.8  | 1 |
| 2013 | Kenny Bell, WR         | 52 | 577   | 11.1 | 4  |                   | DeJuan Groce, CB          | 4  | 26   | 6.5  | 0 |
|      | Quincy Enunwa, WR      | 51 | 753   | 14.8 | 12 | 2003              | Josh Bullocks, FS (2)     | 10 | 154  | 15.4 | 0 |
| 2014 | Kenny Bell, WR         | 47 | 788   | 16.8 | 6  | 2004              | Daniel Bullocks, SS (12)  | 5  | 187  | 37.4 | 0 |
| 2015 | Jordan Westerkamp, WR  | 65 | 918   | 14.1 | 7  | 2005              | Corey McKeon, MLB         | 3  | 57   | 19.0 | 1 |
| 2016 | Jordan Westerkamp, WR  | 38 | 526   | 13.8 | 5  | 2006              | Andrew Shanley, FS        | 4  | 19   | 4.8  | 0 |
| 2017 | Stanley Morgan Jr., WR | 61 | 986   | 16.2 | 10 | 2007              | Bo Ruud, LB               | 2  | 127  | 63.5 | 2 |
| 2018 | Stanley Morgan Jr., WR | 70 | 1,004 | 14.3 | 7  |                   | Cortney Grixby, CB        | 2  | 41   | 20.5 | 0 |
| 2019 | JD Spielman, WR        | 49 | 898   | 18.3 | 5  | 2008              | Ndamukong Suh, DT         | 2  | 79   | 39.5 | 2 |
| 2020 | Wan'Dale Robinson, WR  | 51 | 461   | 9.0  | 1  |                   | Anthony West, CB          | 2  | 26   | 13.0 | 0 |
| 2021 | Samori Toure, WR       | 46 | 898   | 19.5 | 5  |                   | Zach Potter, DE           | 2  | 11   | 5.5  | 0 |
| 2022 | Trey Palmer, WR        | 71 | 1,043 | 14.7 | 9  | 2009              | Matt O'Hanlon, FS         | 6  | 105  | 17.5 | 1 |
| 2023 | Billy Kemp IV, WR      | 35 | 310   | 8.9  | 1  | 2010              | Eric Hagg, DB             | 5  | 37   | 7.4  | 0 |
|      |                        |    |       |      |    | 2011              | Austin Cassidy, S         | 2  | 50   | 25.0 | 0 |
|      |                        |    |       |      |    |                   | Lavonte David, LB         | 2  | -2   | -1.0 | 0 |
|      |                        |    |       |      |    | 2012              | Daimon Stafford, S        | 4  | 28   | 7.0  | 0 |
|      |                        |    |       |      |    | 2013              | Stanley Jean-Baptiste, CB | 4  | 134  | 33.5 | 1 |
|      |                        |    |       |      |    |                   | Ciante Evans, CB          | 4  | 27   | 6.8  | 1 |
|      |                        |    |       |      |    | 2014              | Nathan Gerry, S           | 5  | 92   | 18.4 | 0 |
|      |                        |    |       |      |    | 2015              | Nathan Gerry, S           | 4  | 90   | 22.5 | 0 |
|      |                        |    |       |      |    | 2016              | Kieron Williams, S        | 5  | 44   | 8.8  | 1 |
|      |                        |    |       |      |    | 2017              | Aaron Williams, DB        | 2  | 41   | 20.5 | 1 |
|      |                        |    |       |      |    |                   | Joshua Kalu, DB           | 2  | 32   | 16.0 | 0 |
|      |                        |    |       |      |    | 2018              | Lamar Jackson, DB         | 2  | 0    | 0.0  | 0 |
|      |                        |    |       |      |    |                   | Antonio Reed, DB          | 2  | 0    | 0.0  | 0 |
|      |                        |    |       |      |    |                   | Deontai Williams, DB      | 2  | 0    | 0.0  | 0 |
|      |                        |    |       |      |    | 2019              | Lamar Jackson, CB         | 3  | 12   | 4.0  | 0 |
|      |                        |    |       |      |    |                   | Cam Taylor-Britt, DB      | 3  | 95   | 31.7 | 1 |
|      |                        |    |       |      |    | 2020              | Cam Taylor-Britt, CB      | 2  | 55   | 27.5 | 0 |
|      |                        |    |       |      |    | 2021              | Deontai Williams, S       | 4  | 31   | 7.8  | 0 |
|      |                        |    |       |      |    | 2022              | Malcolm Hartzog, DB       | 3  | 23   | 7.7  | 0 |
|      |                        |    |       |      |    | 2023              | Tommi Hill, DB            | 4  | 17   | 4.3  | 0 |

## Interceptions

| Year | Leader                 | No. | Yards | Avg. | TD |
|------|------------------------|-----|-------|------|----|
| 1946 | Joe Partington, DB     | 2   | 36    | 18.0 | 0  |
| 1947 | Tom Novak, LB          | 2   | 28    | 14.0 | 0  |
|      | Alex Cochrane, DB      | 2   | 26    | 13.0 | 0  |
| 1948 | Tom Novak, LB          | 3   | 0     | 0.0  | 0  |
| 1949 | Tom Novak, LB          | 5   | 12    | 2.4  | 0  |
| 1950 | Ron Clark, DB          | 4   | 53    | 13.3 | 0  |
| 1951 | Bob Decker, DB         | 5   | 71    | 14.2 | 0  |
| 1952 | Dan Brown, DB          | 3   | 11    | 3.7  | 0  |
| 1953 | Ray Novak, DB          | 3   | 40    | 13.3 | 0  |
|      | Bob Smith, DB          | 3   | 38    | 12.7 | 0  |
| 1954 | Ron Clark, DB          | 3   | 4     | 1.3  | 0  |
| 1955 | Willie Greenlaw, DB    | 4   | 148   | 37.0 | 1  |
| 1956 | Larry Naviaux, DB      | 2   | 41    | 20.5 | 0  |
|      | Frank Nappi, DB        | 2   | 11    | 5.5  | 0  |
| 1957 | Bill Hawkins, DB       | 2   | 15    | 7.5  | 0  |
|      | Gene Sandage, DB       | 2   | 5     | 2.5  | 0  |
| 1958 | Larry Naviaux, DB      | 3   | 93    | 31.0 | 1  |
| 1959 | Harry Tolly, DB        | 2   | 59    | 29.5 | 0  |
| 1960 | Clay White, DB         | 2   | 34    | 17.0 | 0  |
| 1961 | Dennis Claridge, DB    | 2   | 53    | 26.5 | 0  |
| 1962 | Dave Theisen, DB       | 3   | 56    | 18.7 | 1  |
| 1963 | Kent McCloughan, DB    | 3   | 38    | 12.7 | 0  |
| 1964 | Preston Love, DB       | 2   | 71    | 35.5 | 1  |
|      | Ted Vactor, DB         | 2   | 19    | 9.5  | 0  |
| 1965 | Marv Mueller, CB       | 5   | 89    | 17.8 | 0  |
| 1966 | Larry Wachholtz, S (6) | 7   | 73    | 10.4 | 0  |
| 1967 | Ken Geddes, CB         | 3   | 44    | 14.7 | 1  |
| 1968 | Dana Stephenson, CB    | 5   | 106   | 21.2 | 0  |
| 1969 | Dana Stephenson, CB    | 7   | 49    | 7.0  | 0  |
| 1970 | Bill Kosch, S          | 7   | 99    | 14.1 | 0  |
| 1971 | Dave Mason, M          | 6   | 135   | 22.5 | 3  |
| 1972 | Joe Blahak, CB         | 3   | 26    | 8.7  | 0  |
| 1973 | Bob Thornton, S        | 4   | 24    | 6.0  | 0  |
| 1974 | Jim Burrow, DB         | 4   | 20    | 5.0  | 0  |
| 1975 | Dave Butterfield, DB   | 3   | 28    | 9.3  | 0  |
| 1976 | Dave Butterfield, DB   | 4   | 11    | 2.8  | 0  |
| 1977 | Jim Pillen, M          | 4   | 43    | 10.8 | 0  |
| 1978 | Andy Means, DB         | 3   | 51    | 17.0 | 0  |
| 1979 | Mark LeRoy, DB         | 4   | 25    | 6.3  | 0  |
| 1980 | Ric Lindquist, CB      | 3   | -2    | -0.7 | 0  |
| 1981 | Jeff Krejci, S         | 4   | 19    | 4.8  | 0  |
| 1982 | Allen Lyday, CB        | 3   | 47    | 15.7 | 0  |
| 1983 | Bret Clark, S          | 5   | 15    | 3.0  | 0  |
| 1984 | Bret Clark, S (11)     | 6   | 108   | 18.0 | 0  |
| 1985 | Chris Carr, S          | 3   | 97    | 32.3 | 1  |
|      | Brian Washington, M    | 3   | 4     | 1.3  | 0  |
| 1986 | Bryan Siebler, S       | 3   | 10    | 3.3  | 0  |
|      | Charles Fryar, CB      | 3   | 3     | 1.0  | 0  |
| 1987 | Mark Blazek, S         | 3   | 48    | 16.0 | 0  |
| 1988 | Charles Fryar, CB      | 4   | 100   | 25.0 | 1  |
|      | Tim Jackson, S         | 4   | 74    | 18.5 | 0  |
| 1989 | Reggie Cooper, SS      | 4   | 25    | 6.3  | 0  |
| 1990 | Tyrone Byrd, FS        | 5   | 86    | 17.2 | 0  |
| 1991 | Kenny Wilhite, CB      | 6   | 60    | 10.0 | 0  |
| 1992 | Kenny Wilhite, CB      | 3   | 49    | 16.3 | 0  |
|      | John Reece, CB         | 3   | 12    | 4.0  | 0  |
| 1993 | Toby Wright, ROV       | 3   | 92    | 30.7 | 2  |
| 1994 | Barron Miles, CB       | 5   | 35    | 7.0  | 0  |
| 1995 | Terrell Farley, LB     | 3   | 92    | 30.7 | 2  |
|      | Michael Booker, CB     | 3   | 50    | 16.7 | 0  |
| 1996 | Mike Minter, ROV       | 5   | 129   | 25.8 | 1  |
| 1997 | Joe Walker, ROV        | 2   | 71    | 35.5 | 1  |

## Kickoff Return Yards

| Year | Leader                 | No. | Yards | Avg. | TD |
|------|------------------------|-----|-------|------|----|
| 1946 | Dick Hutton, HB        | 13  | 258   | 19.8 | 0  |
| 1947 | Dick Hutton, HB        | 9   | 177   | 19.7 | 0  |
| 1948 | Frank Collopy, HB      | 11  | 224   | 20.4 | 0  |
| 1949 | Ron Clark, HB          | 11  | 284   | 25.8 | 1  |
| 1950 | Ron Clark, HB          | 13  | 240   | 18.5 | 0  |
| 1951 | Bob Smith, HB (13)     | 11  | 332   | 30.2 | 1  |
| 1952 | Jim Cederdahl, HB (14) | 13  | 330   | 25.4 | 0  |
| 1953 | John Bordogna, QB (14) | 14  | 271   | 19.4 | 0  |
| 1954 | Ron Clark, HB (13)     | 13  | 273   | 21.0 | 0  |
| 1955 | Rex Fischer, QB        | 16  | 316   | 19.8 | 0  |
| 1956 | Larry Naviaux, HB      | 7   | 158   | 22.6 | 0  |
| 1957 | Doug Thomas, QB        | 6   | 150   | 25.0 | 0  |
| 1958 | Pat Fischer, HB        | 7   | 236   | 33.7 | 1  |
| 1959 | Pat Fischer, HB        | 11  | 254   | 23.1 | 0  |
| 1960 | Pat Fischer, HB        | 13  | 296   | 22.8 | 0  |
| 1961 | Bill Thornton, HB      | 8   | 185   | 23.1 | 0  |
| 1962 | Willie Ross, HB        | 9   | 166   | 18.4 | 0  |
| 1963 | Frank Solich, FB       | 7   | 183   | 26.1 | 0  |
| 1964 | Frank Solich, FB       | 11  | 263   | 23.9 | 1  |
| 1965 | Frank Solich, FB       | 17  | 372   | 21.9 | 0  |
| 1966 | Harry Wilson, HB       | 11  | 226   | 20.5 | 0  |
| 1967 | Joe Orduna, HB         | 9   | 176   | 19.6 | 0  |
| 1968 | Joe Orduna, HB         | 8   | 171   | 21.4 | 0  |
| 1969 | Mike Green, FB         | 7   | 143   | 20.4 | 0  |
| 1970 | Johnny Rodgers, WB     | 17  | 359   | 21.1 | 0  |
| 1971 | Johnny Rodgers, WB     | 10  | 304   | 30.4 | 1  |
| 1972 | Johnny Rodgers, WB     | 8   | 184   | 23.0 | 0  |
| 1973 | John O'Leary, WB       | 8   | 152   | 19.0 | 0  |
| 1974 | Don Westbrook, WB      | 14  | 259   | 18.5 | 0  |
| 1975 | Curtis Craig, WB       | 8   | 147   | 18.4 | 0  |
| 1976 | Rick Berns, IB         | 10  | 254   | 25.4 | 0  |
| 1977 | Curtis Craig, WB       | 12  | 240   | 20.0 | 0  |
| 1978 | Frank Lockett, SE      | 13  | 244   | 18.8 | 0  |
| 1979 | Anthony Steels, WB     | 13  | 269   | 20.7 | 0  |
| 1980 | Anthony Steels, WB     | 7   | 171   | 24.4 | 0  |
| 1981 | Mike Rozier, IB        | 5   | 162   | 32.4 | 1  |
| 1982 | Jeff Smith, IB         | 7   | 147   | 21.0 | 0  |
| 1983 | Mike Rozier, IB        | 11  | 232   | 21.1 | 0  |
| 1984 | Shane Swanson, WB      | 5   | 155   | 31.0 | 0  |
| 1985 | Doug DuBose, IB        | 9   | 262   | 29.1 | 0  |
| 1986 | Dana Brinson, WB       | 13  | 280   | 21.5 | 0  |
| 1987 | Dana Brinson, WB       | 14  | 329   | 23.5 | 0  |
| 1988 | Dana Brinson, WB       | 23  | 510   | 22.2 | 0  |

|   |                            |    |       |      |       |                                 |    |       |   |       |     |
|---|----------------------------|----|-------|------|-------|---------------------------------|----|-------|---|-------|-----|
| 1989  | Leodis Flowers, IB         | 9  | 180   | 20.0 | 0     | I.M. Hipp, IB*                  | 10 | 0     | 1 | 0     | 62  |
| 1990  | Tyrone Hughes, WB (3)      | 18 | 523   | 29.1 | 1     | Rick Berns, FB*                 | 10 | 0     | 0 | 0     | 60  |
| 1991  | Tyrone Hughes, WB          | 16 | 338   | 21.1 | 0     | 1978 Billy Todd, PK             | 0  | 42-44 | 0 | 10-16 | 72  |
| 1992  | Tyrone Hughes, SE          | 19 | 424   | 22.3 | 0     | 11                              | 0  | 0     | 0 | 0     | 66  |
| 1993  | Damon Benning, IB          | 9  | 192   | 21.3 | 0     | 1979 Dean Sukup, PK             | 0  | 38-42 | 0 | 12-16 | 74  |
| 1994  | Damon Benning, IB          | 12 | 308   | 25.7 | 0     | Jarvis Redwine, IB*             | 9  | 0     | 0 | 0     | 54  |
| 1995  | Clinton Childs, IB         | 10 | 223   | 22.3 | 0     | 1980 Roger Craig, IB (6)        | 15 | 0     | 0 | 0     | 90  |
| 1996  | Damon Benning, IB          | 8  | 191   | 23.9 | 0     | 1981 Kevin Seibel, PK           | 0  | 43-44 | 0 | 3-10  | 52  |
| 1997  | Joe Walker, ROV            | 15 | 389   | 25.9 | 0     | Phil Bates, FB*                 | 8  | 0     | 0 | 0     | 48  |
| 1998  | Joe Walker, ROV            | 17 | 366   | 21.5 | 1     | 1982 Mike Rozier, IB (14)       | 17 | 0     | 0 | 0     | 102 |
| 1999  | Randy Stella, WLB          | 10 | 232   | 23.2 | 0     | 1983 Mike Rozier, IB (1)        | 29 | 0     | 0 | 0     | 174 |
| 2000  | Joe Walker, ROV            | 13 | 258   | 19.8 | 0     | 1984 Travis Turner, QB          | 10 | 0     | 0 | 0     | 60  |
| 2001  | Josh Davis, IB (14)        | 25 | 675   | 27.0 | 0     | 1985 Dale Klein, PK             | 0  | 38-38 | 0 | 13-20 | 77  |
| 2002  | Josh Davis, IB             | 42 | 994   | 23.7 | 0     | Doug DuBoise, IB*               | 8  | 0     | 0 | 0     | 48  |
| 2003  | Josh Davis, IB             | 23 | 596   | 25.9 | 0     | Tom Rathman, FB*                | 8  | 0     | 0 | 0     | 48  |
| 2004  | Tierre Green, IB           | 26 | 498   | 19.2 | 0     | 1986 Keith Jones, IB (12)       | 14 | 0     | 0 | 0     | 84  |
| 2005  | Marlon Lucky, IB           | 15 | 313   | 20.9 | 0     | 1987 Keith Jones, IB            | 13 | 0     | 1 | 0     | 80  |
| 2006  | Brandon Jackson, IB        | 9  | 157   | 17.4 | 0     | 1988 Steve Taylor, QB           | 13 | 0     | 1 | 0     | 80  |
| 2007  | Cortney Grixby, CB         | 45 | 1,094 | 24.3 | 1     | 1989 Gerry Gdowski, QB          | 13 | 0     | 0 | 0     | 78  |
| 2008  | Niles Paul, WR             | 41 | 949   | 23.6 | 1     | 1990 Gregg Barrios, PK          | 0  | 45-47 | 0 | 14-19 | 87  |
| 2009  | Niles Paul, WR             | 16 | 446   | 27.9 | 0     | Mickey Joseph, QB*              | 10 | 0     | 1 | 0     | 62  |
| 2010  | Niles Paul, WR             | 19 | 464   | 24.4 | 1     | 1991 Derek Brown, IB            | 14 | 0     | 0 | 0     | 84  |
| 2011  | Ameer Abdullah, IB (9)     | 26 | 763   | 29.3 | 1     | Calvin Jones, IB (10)           | 14 | 0     | 0 | 0     | 84  |
| 2012  | Ameer Abdullah, IB         | 17 | 360   | 21.2 | 0     | 1992 Calvin Jones, IB (8)       | 15 | 0     | 0 | 0     | 90  |
| 2013  | Kenny Bell, WR             | 23 | 609   | 26.5 | 1     | 1993 Calvin Jones, IB (9)       | 13 | 0     | 0 | 0     | 78  |
| 2014  | Ameer Abdullah, IB         | 14 | 392   | 28.0 | 0     | 1994 Lawrence Phillips, IB (14) | 16 | 0     | 0 | 0     | 96  |
| 2015  | Stanley Morgan Jr., WR     | 14 | 324   | 23.1 | 0     | 1995 Kris Brown, PK (11)        | 0  | 58-61 | 0 | 13-16 | 97  |
| 2016  | Tre Bryant, IB             | 28 | 275   | 34.4 | 1     | Ahman Green, IB* (12)           | 16 | 0     | 0 | 0     | 96  |
| 2017  | JD Spielman, WR            | 27 | 669   | 24.8 | 1     | 1996 Kris Brown, PK             | 0  | 50-51 | 0 | 12-19 | 86  |
| 2018  | Maurice Washington, IB     | 13 | 204   | 15.7 | 0     | DeAngelo Evans, IB*             | 14 | 0     | 0 | 0     | 84  |
| 2019  | Wan'Dale Robinson, WR      | 11 | 236   | 21.5 | 0     | 1997 Ahman Green, IB (6)        | 22 | 0     | 0 | 0     | 132 |
| 2020  | Alante Brown, WR           | 10 | 196   | 19.6 | 0     | 1998 Kris Brown, PK             | 0  | 47-48 | 0 | 14-21 | 89  |
| 2021  | Alante Brown, WR           | 5  | 77    | 15.4 | 0     | Bobby Newcombe, QB*             | 8  | 0     | 0 | 0     | 48  |
| 2022  | Tommi Hill, WR             | 12 | 221   | 18.4 | 0     | Correll Buckhalter, IB*         | 8  | 0     | 0 | 0     | 48  |
| 2023  | Tommi Hill, WR/DB          | 6  | 144   | 24.0 | 0     | 1999 Eric Crouch, QB            | 17 | 0     | 0 | 0     | 102 |
| <b>Points Scored</b>                            |                            |    |       |      |       |                                 |    |       |   |       |     |
| *Touchdown leader(s) also listed, if different. |                            |    |       |      |       |                                 |    |       |   |       |     |
| ( ) national ranking by points per game.        |                            |    |       |      |       |                                 |    |       |   |       |     |
| Year  | Leader                     | TD | XP1   | XP2  | FG    | TP                              |    |       |   |       |     |
| 1946  | Dick Hutton, HB            | 4  | 0     | 0    | 0     | 24                              |    |       |   |       |     |
| 1947  | Ralph Damkroger, E         | 2  | 0     | 0    | 0     | 12                              |    |       |   |       |     |
|   | Cletus Fischer, HB         | 2  | 0     | 0    | 0     | 12                              |    |       |   |       |     |
|   | Dick Hutton, HB            | 2  | 0     | 0    | 0     | 12                              |    |       |   |       |     |
| 1948  | Dick Hutton, HB            | 5  | 0     | 0    | 0     | 30                              |    |       |   |       |     |
| 1949  | Fran Nagle, QB             | 3  | 0     | 0    | 0     | 18                              |    |       |   |       |     |
| 1950  | Bobby Reynolds, HB/PK (1)  | 22 | 25-39 | 0    | 0     | 157                             |    |       |   |       |     |
| 1951  | Ray Novak, HB              | 6  | 0     | 0    | 0     | 36                              |    |       |   |       |     |
| 1952  | John Bordogna, QB          | 8  | 0     | 0    | 0     | 48                              |    |       |   |       |     |
| 1953  | John Bordogna, QB/PK       | 6  | 4-6   | 0    | 0     | 40                              |    |       |   |       |     |
|   | Bob Smith, HB*             | 6  | 0     | 0    | 0     | 36                              |    |       |   |       |     |
| 1954  | Bob Smith, HB/PK           | 3  | 8-11  | 0    | 0     | 26                              |    |       |   |       |     |
|   | Ron Clark, HB*             | 4  | 0     | 0    | 0     | 24                              |    |       |   |       |     |
|   | Willie Greenlaw, HB*       | 4  | 0     | 0    | 0     | 24                              |    |       |   |       |     |
|   | Dennis Korinek, HB*        | 4  | 0     | 0    | 0     | 24                              |    |       |   |       |     |
| 1955  | Don Erway, QB/PK           | 6  | 10-17 | 0    | 3     | 55                              |    |       |   |       |     |
| 1956  | Jerry Brown, FB            | 5  | 0     | 0    | 0     | 30                              |    |       |   |       |     |
| 1957  | Roy Stinnett, QB           | 3  | 0     | 0    | 0     | 18                              |    |       |   |       |     |
| 1958  | George Harshman, QB/PK     | 1  | 6-8   | 0    | 1     | 15                              |    |       |   |       |     |
|   | Larry Naviaux, HB*         | 2  | 0     | 1    | 0     | 14                              |    |       |   |       |     |
|   | Pat Fischer, HB*           | 2  | 0     | 0    | 0     | 12                              |    |       |   |       |     |
| 1959  | Carroll Zaruba, FB         | 5  | 0     | 0    | 0     | 30                              |    |       |   |       |     |
| 1960  | Pat Fischer, HB            | 5  | 0     | 1    | 0     | 32                              |    |       |   |       |     |
| 1961  | Bill Thornton, HB          | 5  | 0     | 0    | 0     | 30                              |    |       |   |       |     |
| 1962  | Dennis Claridge, QB        | 10 | 0     | 2    | 0     | 64                              |    |       |   |       |     |
| 1963  | Rudy Johnson, HB/PK        | 7  | 8-11  | 0    | 0     | 50                              |    |       |   |       |     |
| 1964  | Kent McCloughan, HB (6)    | 12 | 0     | 0    | 0     | 72                              |    |       |   |       |     |
| 1965  | Larry Wachholtz, S/PK      | 0  | 36-39 | 0    | 3-6   | 45                              |    |       |   |       |     |
|   | Charlie Winters, HB*       | 7  | 0     | 0    | 0     | 42                              |    |       |   |       |     |
| 1966  | Ben Gregory, HB            | 7  | 0     | 0    | 0     | 42                              |    |       |   |       |     |
|   | Larry Wachholtz, S/PK      | 1  | 21-25 | 0    | 5-8   | 42                              |    |       |   |       |     |
| 1967  | Bill Bomberger, PK         | 0  | 11-16 | 0    | 6-11  | 29                              |    |       |   |       |     |
|   | Ben Gregory, HB*           | 3  | 0     | 0    | 0     | 18                              |    |       |   |       |     |
|   | Joe Orduna, HB*            | 3  | 0     | 0    | 0     | 18                              |    |       |   |       |     |
|   | Dennis Richnafsky, SE*     | 3  | 0     | 0    | 0     | 18                              |    |       |   |       |     |
| 1968  | Joe Orduna, HB             | 10 | 0     | 0    | 0     | 60                              |    |       |   |       |     |
| 1969  | Jeff Kinney, HB            | 11 | 0     | 1    | 0     | 68                              |    |       |   |       |     |
| 1970  | Joe Orduna, HB (11)        | 14 | 0     | 1    | 0     | 86                              |    |       |   |       |     |
| 1971  | Johnny Rodgers, WB         | 17 | 0     | 0    | 0     | 102                             |    |       |   |       |     |
| 1972  | Johnny Rodgers, WB         | 17 | 0     | 0    | 0     | 102                             |    |       |   |       |     |
| 1973  | Tony Davis, IB             | 13 | 0     | 0    | 0     | 78                              |    |       |   |       |     |
| 1974  | Don Westbrook, WB          | 10 | 0     | 0    | 0     | 60                              |    |       |   |       |     |
| 1975  | Mike Coyle, PK             | 0  | 38-40 | 0    | 10-17 | 68                              |    |       |   |       |     |
|   | John O'Leary, IB*          | 8  | 0     | 0    | 0     | 48                              |    |       |   |       |     |
| 1976  | Al Eveland, PK             | 0  | 40-44 | 0    | 11-17 | 73                              |    |       |   |       |     |
|   | Rick Berns, IB*            | 9  | 0     | 0    | 0     | 54                              |    |       |   |       |     |
| 1977  | Billy Todd, PK             | 0  | 28-33 | 0    | 12-18 | 64                              |    |       |   |       |     |
|   | I.M. Hipp, IB*             | 10 | 0     | 1    | 0     | 62                              |    |       |   |       |     |
|   | Rick Berns, FB*            | 10 | 0     | 0    | 0     | 60                              |    |       |   |       |     |
| 1978  | Billy Todd, PK             | 0  | 42-44 | 0    | 10-16 | 72                              |    |       |   |       |     |
|   | 11                         | 0  | 0     | 0    | 0     | 66                              |    |       |   |       |     |
| 1979  | Dean Sukup, PK             | 0  | 38-42 | 0    | 12-16 | 74                              |    |       |   |       |     |
|   | Jarvis Redwine, IB*        | 9  | 0     | 0    | 0     | 54                              |    |       |   |       |     |
| 1980  | Roger Craig, IB (6)        | 15 | 0     | 0    | 0     | 90                              |    |       |   |       |     |
| 1981  | Kevin Seibel, PK           | 0  | 43-44 | 0    | 3-10  | 52                              |    |       |   |       |     |
|   | Phil Bates, FB*            | 8  | 0     | 0    | 0     | 48                              |    |       |   |       |     |
| 1982  | Mike Rozier, IB (14)       | 17 | 0     | 0    | 0     | 102                             |    |       |   |       |     |
| 1983  | Mike Rozier, IB (1)        | 29 | 0     | 0    | 0     | 174                             |    |       |   |       |     |
| 1984  | Travis Turner, QB          | 10 | 0     | 0    | 0     | 60                              |    |       |   |       |     |
| 1985  | Dale Klein, PK             | 0  | 38-38 | 0    | 13-20 | 77                              |    |       |   |       |     |
|   | Doug DuBoise, IB*          | 8  | 0     | 0    | 0     | 48                              |    |       |   |       |     |
|   | Tom Rathman, FB*           | 8  | 0     | 0    | 0     | 48                              |    |       |   |       |     |
| 1986  | Keith Jones, IB (12)       | 14 | 0     | 0    | 0     | 84                              |    |       |   |       |     |
| 1987  | Keith Jones, IB            | 13 | 0     | 1    | 0     | 80                              |    |       |   |       |     |
| 1988  | Steve Taylor, QB           | 13 | 0     | 1    | 0     | 80                              |    |       |   |       |     |
| 1989  | Gerry Gdowski, QB          | 13 | 0     | 0    | 0     | 78                              |    |       |   |       |     |
| 1990  | Gregg Barrios, PK          | 0  | 45-47 | 0    | 14-19 | 87                              |    |       |   |       |     |
|   | Mickey Joseph, QB*         | 10 | 0     | 1    | 0     | 62                              |    |       |   |       |     |
| 1991  | Derek Brown, IB            | 14 | 0     | 0    | 0     | 84                              |    |       |   |       |     |
|   | Calvin Jones, IB (10)      | 14 | 0     | 0    | 0     | 84                              |    |       |   |       |     |
| 1992  | Calvin Jones, IB (8)       | 15 | 0     | 0    | 0     | 90                              |    |       |   |       |     |
| 1993  | Calvin Jones, IB (9)       | 13 | 0     | 0    | 0     | 78                              |    |       |   |       |     |
| 1994  | Lawrence Phillips, IB (14) | 16 | 0     | 0    | 0     | 96                              |    |       |   |       |     |
| 1995  | Kris Brown, PK (11)        | 0  | 58-61 | 0    | 13-16 | 97                              |    |       |   |       |     |
|   | Ahman Green, IB* (12)      | 16 | 0     | 0    | 0     | 96                              |    |       |   |       |     |
| 1996  | Kris Brown, PK             | 0  | 50-51 | 0    | 12-19 | 86                              |    |       |   |       |     |
|   | DeAngelo Evans, IB*        | 14 | 0     | 0    | 0     | 84                              |    |       |   |       |     |
| 1997  | Ahman Green, IB (6)        | 22 | 0     | 0    | 0     | 132                             |    |       |   |       |     |
| 1998  | Kris Brown, PK             | 0  | 47-48 | 0    | 14-21 | 89                              |    |       |   |       |     |
|   | Bobby Newcombe, QB*        | 8  | 0     | 0    | 0     | 48                              |    |       |   |       |     |
|   | Correll Buckhalter, IB*    | 8  | 0     | 0    | 0     | 48                              |    |       |   |       |     |
| 1999  | Eric Crouch, QB            | 17 | 0     | 0    | 0     | 102                             |    |       |   |       |     |
| 2000  | Eric Crouch, QB (5)        | 20 | 0     | 0    | 0     | 120                             |    |       |   |       |     |
| 2001  | Eric Crouch, QB            | 19 | 0     | 1    | 0     | 116                             |    |       |   |       |     |
| 2002  | Josh Brown, PK             | 0  | 46-46 | 0    | 14-18 | 88                              |    |       |   |       |     |
|   | Jammal Lord, QB*           | 8  | 0     | 0    | 0     | 48                              |    |       |   |       |     |
| 2003  | David Dyches, PK           | 0  | 32-32 | 0    | 14-21 | 74                              |    |       |   |       |     |
|   | Jammal Lord, QB*           | 10 | 0     | 0    | 0     | 60                              |    |       |   |       |     |
| 2004  | Cory Ross, IB              | 8  | 0     | 0    | 0     | 48                              |    |       |   |       |     |
| 2005  | Jordan Congdon, PK         | 0  | 31-32 | 0    | 19-23 | 88                              |    |       |   |       |     |
|   | Cory Ross, IB*             | 8  | 0     | 0    | 0     | 48                              |    |       |   |       |     |
| 2006  | Jordan Congdon, PK         | 0  | 55-56 | 0    | 5-7   | 70                              |    |       |   |       |     |
|   | Brandon Jackson, IB*       | 10 | 0     | 0    | 0     | 60                              |    |       |   |       |     |
| 2007  | Marlon Lucky, IB           | 12 | 0     | 1    | 0     | 74                              |    |       |   |       |     |
| 2008  | Alex Henerly, PK           | 0  | 56-57 | 0    | 18-21 | 110                             |    |       |   |       |     |
|   | Nate Swift, WR*            | 11 | 0     | 0    | 0     | 60                              |    |       |   |       |     |
| 2009  | Alex Henerly, PK           | 0  | 38-38 | 0    | 24-28 | 110                             |    |       |   |       |     |
|   | Roy Helu Jr., IB*          | 10 | 0     | 0    | 0     | 60                              |    |       |   |       |     |
| 2010  | Alex Henerly, PK           | 0  | 54-54 | 0    | 18-19 | 108                             |    |       |   |       |     |
|   | Taylor Martinez, QB*       | 12 | 0     | 0    | 0     | 72                              |    |       |   |       |     |
| 2011  | Rex Burkhead, IB           | 17 | 0     | 0    | 0     | 102                             |    |       |   |       |     |
| 2012  | Brett Maher                |    |       |      |       |                                 |    |       |   |       |     |

**Tackles for Loss**

\*Tackles for loss include sacks since 1981; 1972 and 1975 figures include bowl stats; 1971 tackle for loss statistics unavailable for two games.

| Year | No.  | Leader                 | Yds. | Leader                  |
|------|------|------------------------|------|-------------------------|
| 1968 | 10   | Sherwin Jarmon, RE     | 58   | Sherwin Jarmon, RE      |
| 1969 | 15   | Sherwin Jarmon, RE     | 98   | Sherwin Jarmon, RE      |
|      | 15   | Dave Walline, RT       |      |                         |
| 1970 | 12   | Ed Periard, MG         | 73   | Willie Harper, RE       |
| 1971 | 18   | Willie Harper, RE      | 88   | Willie Harper, RE       |
| 1972 | 9    | Willie Harper, RE      | 58   | Willie Harper, RE       |
|      | 9    | Monte Johnson, LT      |      |                         |
| 1973 | 9    | John Bell, MG          | 57   | John Bell, MG           |
| 1974 | 10   | John Lee, MG           | 54   | John Lee, MG            |
| 1975 | 14   | John Lee, MG           | 62   | Bob Martin, RE          |
| 1976 | 12   | Jeff Pullen, MG        | 45   | Mike Fultz, RT          |
| 1977 | 8    | George Andrews, RE     | 33   | Oudious Lee, MG         |
| 1978 | 16   | Kerry Weinmaster, MG   | 85   | Kerry Weinmaster, MG    |
| 1979 | 10   | Lawrence Cole, LE      | 56   | Derrie Nelson, RE       |
|      | 10   | Kerry Weinmaster, MG   |      |                         |
| 1980 | 21   | Derrie Nelson, RE      | 153  | Derrie Nelson, RE       |
| 1981 | 18   | Jimmy Williams, LE     | 99   | Tony Felici, RE         |
| 1982 | 10   | Tony Felici, RE        | 62   | Tony Felici, RE         |
| 1983 | 9    | Mark Daum, SLB         | 42   | Jim Skow, RT            |
| 1984 | 12   | Jim Skow, RT           | 66   | Scott Strasburger, RE   |
|      | 12   | Chris Spachman, LT     |      |                         |
|      | 12   | Scott Strasburger, RE  |      |                         |
| 1985 | 25   | Jim Skow, RT           | 163  | Jim Skow, RT            |
| 1986 | 12   | Danny Noonan, MG       | 65   | Jeff Jamrog, RE         |
| 1987 | 13   | Tim Rother, RT         | 97   | Tim Rother, RT          |
| 1988 | 17   | Broderick Thomas, OLB  | 111  | Broderick Thomas, OLB   |
| 1989 | 12   | Kent Wells, RT         | 64   | Kent Wells, RT          |
| 1990 | 21   | Kenny Walker, RT       | 105  | Kenny Walker, RT        |
| 1991 | 9.5  | Travis Hill, LOLB      | 60   | Trev Alberts, ROLB      |
| 1992 | 12   | Travis Hill, LOLB      | 61   | Travis Hill, LOLB       |
| 1993 | 21   | Trev Alberts, ROLB     | 99   | Trev Alberts, ROLB      |
| 1994 | 14   | Christian Peter, DT    | 55   | Grant Wistrom, ROLB     |
| 1995 | 15   | Grant Wistrom, OLB     | 79   | Jared Tomich, OLB       |
| 1996 | 20   | Grant Wistrom, RE      | 74   | Grant Wistrom, RE       |
| 1997 | 17   | Grant Wistrom, RE      | 79   | Grant Wistrom, RE       |
| 1998 | 14   | Chad Kelsay, RE        | 52   | Chad Kelsay, RE         |
|      |      |                        | 52   | Eric Johnson, WLB       |
| 1999 | 15   | Steve Warren, DT       | 86   | Steve Warren, DT        |
| 2000 | 17   | Kyle Vanden Bosch, RE  | 66   | Kyle Vanden Bosch, RE   |
| 2001 | 17   | Chris Kelsay, RE       | 58   | Chris Kelsay, RE        |
| 2002 | 13   | Chris Kelsay, RE       | 58   | Chris Kelsay, RE        |
| 2003 | 21   | Demorrio Williams, WLB | 92   | Demorrio Williams, WLB  |
| 2004 | 18   | Barrett Ruud, MLB      | 41   | Benard Thomas, DE       |
| 2005 | 22   | Corey McKeon, MLB      | 89   | Corey McKeon, MLB       |
| 2006 | 17   | Jay Moore, DE          | 70   | Jay Moore, DE           |
| 2007 | 15   | Steve Octavien, WLB    | 52   | Steve Octavien, WLB     |
| 2008 | 19   | Ndamukong Suh, DT      | 85   | Ndamukong Suh, DT       |
| 2009 | 24   | Ndamukong Suh, DT      | 93   | Ndamukong Suh, DT       |
| 2010 | 17   | Jared Crick, DT        | 92   | Jared Crick, DT         |
| 2011 | 13   | Lavonte David, LB      | 64   | Lavonte David, LB       |
| 2012 | 18   | Eric Martin, DE        | 65   | Eric Martin, DE         |
| 2013 | 19   | Randy Gregory, DE      | 101  | Randy Gregory, DE       |
| 2014 | 14   | Maliek Collins, DT     | 69   | Randy Gregory, DE       |
| 2015 | 9    | Ross Dzuris, DE        | 45   | Freedom Akinmoladun, DE |
| 2016 | 11   | Ross Dzuris, DE        | 44   | Ross Dzuris, DE         |
| 2017 | 10   | Ben Stille, LB         | 38   | Ben Stille, LB          |
| 2018 | 11   | Luke Gifford, OLB      | 63   | Luke Gifford, OLB       |
| 2019 | 12   | Khalil Davis, DL       | 56   | Khalil Davis, DL        |
| 2020 | 6.5  | Will Honas, LB         | 25   | Will Honas, LB          |
|      | 6.5  | JoJo Domann, OLB       |      |                         |
| 2021 | 11.5 | Garrett Nelson, OLB    | 57   | Garrett Nelson, OLB     |
| 2022 | 9    | Garrett Nelson, EDGE   | 49   | Garrett Nelson, EDGE    |
| 2023 | 8.5  | Jimari Butler, DL      | 52   | Jimari Butler, DL       |

**Sacks**

| Year | No.  | Leader                 | Yds. | Leader                  |
|------|------|------------------------|------|-------------------------|
| 1981 | 10   | Jimmy Williams, LE     | 63   | Tony Felici, RE         |
| 1982 | 6    | Tony Felici, RE        | 52   | Tony Felici, RE         |
|      | 6    | Scott Strasburger, RE  |      |                         |
| 1983 | 5    | Doug Herrmann, LT      | 31   | Doug Herrmann, LT       |
|      | 5    | Rob Stuckey, RT        |      |                         |
| 1984 | 7    | Chris Spachman, LT     | 49   | Jim Skow, RT            |
|      |      |                        | 49   | Danny Noonan, LT        |
| 1985 | 15   | Jim Skow, RT           | 139  | Jim Skow, RT            |
| 1986 | 7    | Danny Noonan, MG       | 41   | Neil Smith, LT          |
| 1987 | 10   | Tim Rother, RT         | 84   | Tim Rother, RT          |
| 1988 | 10   | Broderick Thomas, OLB  | 74   | Broderick Thomas, OLB   |
| 1989 | 6    | Kent Wells, RT         | 47   | Kent Wells, RT          |
| 1990 | 11   | Kenny Walker, RT       | 69   | Kenny Walker, RE        |
| 1991 | 7    | Trev Alberts, ROLB     | 50   | Trev Alberts, ROLB      |
| 1992 | 6    | Travis Hill, LOLB      | 46   | Travis Hill, LOLB       |
| 1993 | 15   | Trev Alberts, ROLB     | 88   | Trev Alberts, ROLB      |
| 1994 | 7    | Christian Peter, DT    | 49   | Grant Wistrom, ROLB     |
| 1995 | 10   | Jared Tomich, OLB      | 75   | Jared Tomich, OLB       |
| 1996 | 9.5  | Grant Wistrom, RE      | 48   | Grant Wistrom, RE       |
|      |      |                        | 48   | Mike Rucker, RE         |
| 1997 | 8.5  | Grant Wistrom, RE      | 58   | Grant Wistrom, RE       |
| 1998 | 6    | Eric Johnson, WLB      | 41   | Eric Johnson, WLB       |
| 1999 | 7    | Steve Warren, DT       | 65   | Steve Warren, DT        |
| 2000 | 5.5  | Randy Stella, WLB      | 37   | Kyle Vanden Bosch, RE   |
|      | 5.5  | Kyle Vanden Bosch, RE  |      |                         |
| 2001 | 5.5  | Demoiné Adams, RE      | 46   | Demoiné Adams, RE       |
| 2002 | 7    | Chris Kelsay, RE       | 49   | Chris Kelsay, RE        |
| 2003 | 11   | Demorrio Williams, WLB | 77   | Demorrio Williams, WLB  |
| 2004 | 4    | Benard Thomas, DE      | 35   | Benard Thomas, DE       |
| 2005 | 9.5  | Adam Carriker, DE      | 84   | Adam Carriker, DE       |
| 2006 | 7    | Adam Carriker, DE      | 45   | Adam Carriker, DE       |
| 2007 | 3    | Barry Turner, DE       | 33   | Barry Turner, DE        |
| 2008 | 7.5  | Ndamukong Suh, DT      | 67   | Ndamukong Suh, DT       |
| 2009 | 12   | Ndamukong Suh, DT      | 77   | Ndamukong Suh, DT       |
| 2010 | 9.5  | Jared Crick, DT        | 87   | Jared Crick, DT         |
| 2011 | 5.5  | Lavonte David, LB      | 46   | Lavonte David, LB       |
| 2012 | 8.5  | Eric Martin, DE        | 47   | Eric Martin, DE         |
| 2013 | 10.5 | Randy Gregory, DE      | 69   | Randy Gregory, DE       |
| 2014 | 7    | Randy Gregory, DE      | 67   | Randy Gregory, DE       |
| 2015 | 9    | Ross Dzuris, DE        | 45   | Freedom Akinmoladun, DE |
| 2016 | 5.5  | Ross Dzuris, DE        | 28   | Freedom Akinmoladun, DE |
| 2017 | 3.5  | Ben Stille, LB         | 27   | Ben Stille, LB          |
| 2018 | 5.5  | Luke Gifford, OLB      | 52   | Luke Gifford, OLB       |
| 2019 | 8.0  | Khalil Davis, DL       | 44   | Khalil Davis, DL        |
| 2020 | 3.0  | Will Honas, LB         | 22   | Will Honas, LB          |
| 2021 | 5.0  | Garrett Nelson, OLB    | 38   | Garrett Nelson, OLB     |
| 2022 | 5.5  | Garrett Nelson, EDGE   | 40   | Garrett Nelson, EDGE    |
| 2023 | 5.5  | Jimari Butler, DL      | 40   | Jimari Butler, DL       |

## Pass Breakups

| Year  | No. | Leader                    |
|-------|-----|---------------------------|
| 1965  | 8   | Marv Mueller, S           |
| 1966  | 8   | Larry Wachholtz, S        |
| 1967  | 6   | Dana Stephenson, RCB      |
| 1968  | 6   | Dana Stephenson, RCB      |
| 1969  | 4   | Jim Anderson, RCB         |
|       | 4   | Dana Stephenson, RCB      |
| 1970  | 8   | Jim Anderson, RCB         |
| 1971  | 6   | Jim Anderson, RCB         |
| 1972  | 8   | Joe Blahak, LCB           |
| 1973  | 8   | Zaven Yaralian, LCB       |
| 1974  | 4   | Ardell Johnson, LCB       |
| 1975  | 5   | Dave Butterfield, LCB     |
| 1976  | 5   | Larry Valasek, S          |
| 1977  | 7   | Ted Harvey, RCB           |
| 1978  | 8   | Russell Gary, S           |
|       | 8   | Andy Means, RCB           |
| 1979  | 5   | Ric Lindquist, LCB        |
| 1980  | 5   | Rodney Lewis, LCB         |
| 1981  | 6   | Jeff Krejci, S            |
| 1982  | 8   | Bret Clark, S             |
| 1983  | 6   | Mike Knox, WLB            |
| 1984  | 8   | Bret Clark, S             |
| 1985  | 8   | Brian Davis, RCB          |
| 1986  | 8   | Charles Fryar, RCB        |
| 1987  | 8   | Steve Forch, WLB          |
| 1988  | 5   | Tim Jackson, S            |
| 1989  | 8   | Tahaun Lewis, RCB         |
| 1990  | 5   | Reggie Cooper, SS         |
|       | 5   | Mike Croel, ROLB          |
|       | 5   | Bruce Pickens, LCB        |
| 1991  | 9   | Tyrone Legette, RCB       |
| 1992  | 7   | Kenny Wilhite, LCB        |
| 1993  | 9   | John Reece, CB/SS         |
| 1994  | 13  | Barron Miles, RCB         |
| 1995  | 9   | Michael Booker, RCB       |
| 1996  | 12  | Ralph Brown, RCB          |
| 1997  | 9   | Ralph Brown, RCB          |
| 1998  | 14  | Ralph Brown, RCB          |
| 1999  | 15  | Ralph Brown, RCB          |
| 2000* | 17  | DeJuan Groce, RCB         |
| 2001  | 14  | DeJuan Groce, RCB         |
| 2002  | 13  | Fabian Washington, LCB    |
| 2003  | 10  | Fabian Washington, LCB    |
| 2004  | 15  | Fabian Washington, CB     |
| 2005  | 11  | Zackary Bowman, CB        |
| 2006  | 11  | Cortney Grixby, CB        |
| 2007  | 7   | Cortney Grixby, CB        |
|       | 7   | Armando Murillo, CB       |
| 2008  | 9   | Armando Murillo, CB       |
|       | 9   | Anthony West, CB          |
| 2009  | 11  | Prince Amukamara, CB      |
| 2010  | 13  | Prince Amukamara, CB      |
| 2011  | 10  | Daimion Stafford, S       |
| 2012  | 9   | Stanley Jean-Baptiste, CB |
| 2013  | 12  | Stanley Jean-Baptiste, CB |
| 2014  | 13  | Josh Mitchell, CB         |
| 2015  | 7   | Nathan Gerry, S           |
|       | 7   | Joshua Kalu, CB           |
|       | 7   | Jonathan Rose, CB         |
| 2016  | 11  | Joshua Kalu, CB           |
| 2017  | 6   | Joshua Kalu, DB           |
| 2018  | 15  | Dicaprio Bootle, DB       |
| 2019  | 12  | Lamar Jackson, CB         |
| 2020  | 5   | JoJo Domann, OLB          |
|       |     | Dicaprio Bootle, CB       |
| 2021  | 11  | Cam Taylor-Britt, CB      |
| 2022  | 10  | Quinton Newsome, DB       |
| 2023  | 9   | Tommi Hill, DB            |

\*Note: In 2000, PBU included interceptions. INT not included in all other years. Groce had one INT in 2000.

## Fumble Recoveries

| Year  | No. | Leader                |
|-------|-----|-----------------------|
| 1965  | 3   | Ivan Zimmer, RE       |
| 1966  | 2   | five players          |
| 1967  | 3   | Mike Wynn, LE         |
| 1968  | 3   | Sherwin Jarmon, RE    |
|       | 3   | Bob Liggett, LT       |
| 1969  | 3   | Pat Morell, SLB       |
| 1970  | 4   | Larry Jacobson, LT    |
| 1971  | 3   | John Adkins, LE       |
| 1972* | 3   | Joe Blahak, LCB       |
|       | 3   | Dave Mason, M         |
| 1973  | 4   | Ron Pruitt, LT        |
| 1974  | 3   | three players         |
| 1975* | 5   | Dave Butterfield, LCB |
| 1976  | 3   | four players          |
| 1977  | 2   | three players         |
| 1978  | 3   | Derrie Nelson, LE     |
| 1979  | 2   | three players         |
| 1980  | 3   | Toby Williams, LT     |
| 1981  | 3   | Brent Evans, SLB      |
|       | 3   | Tony Felici, RE       |
| 1982  | 2   | Steve Damkroger, SLB  |
|       | 2   | Allen Lyday, LCB      |
| 1983  | 2   | Scott Strasburger, RE |
| 1984  | 3   | Bret Clark, S         |
| 1985  | 2   | four players          |
| 1986  | 6   | Broderick Thomas, LE  |
| 1987  | 2   | Jeff Jamrog, RE       |
|       | 2   | Jon Marco, LE         |
| 1988  | 2   | three players         |
| 1989  | 2   | Mike Petko, SLB       |
| 1990  | 3   | Travis Hill, LOLB     |
| 1991  | 3   | Trev Alberts, ROLB    |
| 1992  | 2   | John Parrella, LT     |
|       | 2   | Troy Branch, WLB      |
| 1993  | 3   | Tyrone Williams, CB   |
| 1994  | 1   | four players          |
| 1995  | 2   | Jared Tomich, OLB     |
|       | 2   | Tony Veland, FS       |
| 1996  | 1   | nine players          |
| 1997  | 2   | three players         |
| 1998  | 2   | Loran Kaiser, DT      |
| 1999  | 2   | three players         |
| 2000  | 1   | five players          |
| 2001  | 1   | seven players         |
| 2002* | 1   | eight players         |
| 2003* | 4   | Demorrio Williams     |
| 2004* | 2   | Jay Moore             |
|       | 2   | Andrew Shanle         |
| 2005* | 2   | Bo Ruud               |
| 2006* | 4   | Stewart Bradley       |
| 2007* | 1   | three players         |
| 2008* | 2   | Prince Amukamara, CB  |
| 2009* | 2   | Jared Crick, DT       |
|       |     | Matt O'Hanlon, FS     |
| 2010* | 1   | four players          |
| 2011* | 2   | Lavonte David, LB     |
| 2012* | 3   | Will Compton, LB      |
| 2013* | 1   | four players          |
| 2014* | 2   | Zaire Anderson, LB    |
|       |     | Trevor Roach, LB      |
| 2015* | 1   | Chris Weber, LB       |
|       |     | Jack Gangwish, DE     |
|       |     | Kevin Williams, DT    |
|       |     | Mick Stoltzenberg, DT |
| 2016* | 1   | Mohamed Barry, LB     |
|       |     | Ross Dzuris, DE       |
|       |     | Luke McNitt, FB       |
|       |     | Marquel Dismuke, DB   |
| 2017* | 1   | Collin Miller, LB     |
|       | 1   | Aaron Williams, DB    |
| 2018  | 1   | nine players          |
| 2019  | 1   | 10 players            |
| 2020  | 1   | JoJo Domann, OLB      |
|       | 1   | Deontai Williams, S   |
| 2021  | 2   | Deontre Thomas, DL    |
| 2022  | 2   | Garrett Nelson, EDGE  |
| 2023  | 1   | four players          |

\*Bowl stats, if any, are included.

## Total Tackles (By Position)

| Year | No. | Linemen                            | No. | LB/RE/OLB                     | No. | Backs                   |
|------|-----|------------------------------------|-----|-------------------------------|-----|-------------------------|
| 1965 | 55  | Walt Barnes, RT                    | 69  | Mike Kennedy, LB              | 58  | Bill Johnson, LCB       |
| 1966 | 82  | Carel Stith, LT                    | 82  | Lynn Senkbeil, LB             | 61  | Marv Mueller, S         |
| 1967 | 119 | <b>Wayne Meylan, MG</b>            | 112 | Barry Alvarez, LB             | 46  | Dana Stephenson, RCB    |
| 1968 | 53  | Bob Liggett, LT                    | 99  | <b>Jerry Murtaugh, SLB</b>    | 59  | Al Larson, LCB          |
| 1969 | 76  | Ken Geddes, MG                     | 111 | <b>Jerry Murtaugh, SLB</b>    | 94  | Al Larson, LCB          |
| 1970 | 70  | Ed Periard, MG                     | 132 | <b>Jerry Murtaugh, SLB</b>    | 58  | Joe Blahak, LCB         |
| 1971 | 92  | Rich Glover, MG                    | 96  | <b>Bob Terrio, WLB</b>        | 50  | Joe Blahak, LCB         |
| 1972 | 100 | <b>Rich Glover, MG</b>             | 63  | Jim Branch, SLB               | 39  | Dave Mason, M           |
| 1973 | 96  | <b>John Bell, MG</b>               | 79  | Bob Nelson, WLB               | 37  | Bob Thornton, S         |
| 1974 | 86  | John Lee, MG                       | 104 | <b>Tom Ruud, SLB</b>          | 40  | George Kyros, S         |
| 1975 | 65  | John Lee, MG                       | 125 | <b>Clete Pillen, WLB</b>      | 39  | Jim Burrow, S           |
| 1976 | 64  | Mike Fultz, RT                     | 129 | <b>Clete Pillen, SLB</b>      | 54  | Ted Harvey, RCB         |
| 1977 | 46  | Rod Horn, LT; Kerry Weinmaster, MG | 141 | <b>Lee Kunz, SLB</b>          | 76  | Jim Pillen, M           |
| 1978 | 61  | Kerry Weinmaster, MG               | 120 | <b>Lee Kunz, WLB</b>          | 57  | Jim Pillen, M           |
| 1979 | 40  | Kerry Weinmaster, MG               | 78  | <b>Kim Baker, WLB</b>         | 45  | Russell Gary, S         |
| 1980 | 48  | Toby Williams, LT                  | 66  | <b>Jimmy Williams, LE</b>     | 62  | Russell Gary, S         |
| 1981 | 66  | Henry Waechter, RT                 | 116 | <b>Steve Damkroger, SLB</b>   | 63  | Jeff Krejci, S          |
| 1982 | 54  | Jeff Merrell, MG                   | 79  | <b>Steve Damkroger, SLB</b>   | 52  | Bret Clark, S           |
| 1983 | 46  | Rob Stuckey, RT                    | 125 | <b>Mike Knox, WLB</b>         | 57  | Mike McCashland, M      |
| 1984 | 38  | Chris Spachman, LT                 | 96  | <b>Marc Munford, WLB</b>      | 45  | Bret Clark, S           |
| 1985 | 53  | Jim Skow, RT                       | 67  | <b>Marc Munford, WLB</b>      | 37  | Brian Washington, M     |
| 1986 | 53  | Danny Noonan, MG                   | 90  | <b>Marc Munford, WLB</b>      | 52  | Charles Fryar, RCB      |
| 1987 | 65  | Neil Smith, LT                     | 75  | <b>LeRoy Etienne, SLB</b>     | 45  | Mark Blazek, S          |
| 1988 | 55  | Lawrence Pete, MG                  | 98  | <b>Broderick Thomas, LOLB</b> | 58  | Reggie Cooper, SS       |
| 1989 | 36  | Kent Wells, RT                     | 74  | <b>Pat Tyrance, WLB</b>       | 59  | Reggie Cooper, SS       |
| 1990 | 73  | Kenny Walker, RT                   | 98  | <b>Pat Tyrance, WLB</b>       | 71  | Reggie Cooper, SS       |
| 1991 | 69  | Pat Engelbert, MG                  | 80  | <b>Mike Anderson, WLB</b>     | 87  | <b>Steve Carmer, SS</b> |
| 1992 | 77  | John Parrella, LT                  | 82  | <b>Travis Hill, LOLB</b>      | 69  | Steve Carmer, SS        |
| 1993 | 48  | Kevin Ramaekers, DT                | 96  | <b>Trev Alberts, ROLB</b>     | 79  | Toby Wright, SS         |
| 1994 | 71  | Christian Peter, DT                | 96  | <b>Ed Stewart, WLB</b>        | 66  | Kareem Moss, ROV        |
| 1995 | 46  | Christian Peter, DT                | 62  | <b>Terrell Farley, WLB</b>    | 53  | Mike Minter, ROV        |
| 1996 | 58  | Jason Peter, DT                    | 97  | <b>Jamel Williams, SLB</b>    | 51  | Mike Minter, ROV        |
| 1997 | 60  | Jason Peter, DT                    | 61  | <b>Jay Foreman, MLB</b>       | 77  | <b>Mike Brown, ROV</b>  |
| 1998 | 40  | Loran Kaiser, DT                   | 97  | <b>Jay Foreman, MLB</b>       | 102 | <b>Mike Brown, ROV</b>  |
| 1999 | 45  | Steve Warren, DT                   | 83  | <b>Carlos Polk, MLB</b>       | 96  | <b>Mike Brown, ROV</b>  |
| 2000 | 46  | Jason Lohr, NT                     | 90  | <b>Carlos Polk, MLB</b>       | 56  | Keyuo Craver, LCB       |
| 2001 | 44  | Jeremy Slechta, DT                 | 84  | <b>Jamie Burrow, MLB</b>      | 62  | Dion Booker, ROV/FS     |
| 2002 | 67  | Ryon Bingham, NT                   | 92  | <b>Demorrio Williams, WLB</b> | 84  | Philip Bland, FS        |
| 2003 | 56  | Ryon Bingham, NT                   | 149 | <b>Barrett Ruud, MLB</b>      | 69  | Daniel Bullocks, SS     |
| 2004 | 43  | Le Kevin Smith, DT                 | 143 | <b>Barrett Ruud, MLB</b>      | 63  | Josh Bullocks, FS       |
| 2005 | 50  | Titus Adams, DT                    | 98  | <b>Corey McKeon, MLB</b>      | 83  | Daniel Bullocks, SS     |
| 2006 | 52  | Adam Carriker, DE                  | 76  | <b>Stewart Bradley, LB</b>    | 74  | Andre Jones, CB         |
| 2007 | 45  | Zach Potter, DE                    | 92  | <b>Steve Octavien, LB</b>     | 78  | Larry Asante, SS        |
| 2008 | 76  | <b>Ndamukong Suh, DT</b>           | 51  | <b>Cody Glenn, LB</b>         | 67  | Larry Asante, SS        |
| 2009 | 85  | <b>Ndamukong Suh, DT</b>           | 83  | <b>Phillip Dillard, LB</b>    | 79  | Larry Asante, SS        |
| 2010 | 70  | Jared Crick, DT                    | 152 | <b>Lavonte David, LB</b>      | 99  | Dejon Gomes, FS         |
| 2011 | 58  | Cameron Meredith, DE               | 133 | <b>Lavonte David, LB</b>      | 80  | Daimion Stafford, S     |
| 2012 | 59  | Eric Martin, DE                    | 110 | <b>Will Compton, LB</b>       | 96  | Daimion Stafford, S     |
| 2013 | 66  | Randy Gregory, DE                  | 87  | <b>David Santos, LB</b>       | 91  | <b>Corey Cooper, S</b>  |
| 2014 | 54  | Randy Gregory, DE                  | 103 | <b>Zaire Anderson, LB</b>     | 88  | Nathan Gerry, S         |
| 2015 | 29  | Maliek Collins, DT                 | 61  | <b>Josh Banderas, LB</b>      | 79  | <b>Nathan Gerry, S</b>  |
| 2016 | 49  | Ross Dzuris, DE                    | 93  | <b>Josh Banderas, LB</b>      | 74  | Nathan Gerry, S         |
| 2017 | 42  | Carlos Davis, DL                   | 95  | <b>Chris Weber, LB</b>        | 48  | Aaron Williams, DB      |
| 2018 | 41  | Khalil Davis, DL                   | 112 | <b>Mohamed Barry, LB</b>      | 70  | Aaron Williams, DB      |
| 2019 | 45  | Khalil Davis, DL                   | 89  | <b>Mohamed Barry, LB</b>      | 67  | Marquel Dismuke, S      |
| 2020 | 27  | Ben Stille, DL                     | 58  | <b>JoJo Domann, OLB</b>       | 51  | Deontai Williams, S     |
| 2021 | 46  | Ben Stille, DL                     | 108 | <b>Luke Reimer, LB</b>        | 57  | Quintin Newsome, DB     |
| 2022 | 46  | Colton Feist, DT                   | 86  | <b>Luke Reimer, LB</b>        | 73  | Myles Farmer, S         |
| 2023 | 40  | Nash Hutmacher, DT                 | 86  | <b>Isaac Gifford, ROV</b>     | 51  | Omar Brown, S           |

Note: Bold indicates overall season leader, not just position leader

# Unassisted Tackles (By Position)

| Year | No. | Linemen              | No. | LB/RE/OLB              | No. | Backs                 |
|------|-----|----------------------|-----|------------------------|-----|-----------------------|
| 1965 | 28  | Walt Barnes, RT      | 30  | Mike Kennedy, LB       | 29  | Bill Johnson, LCB     |
|      |     |                      |     |                        | 29  | Larry Wachholtz, S    |
| 1966 | 42  | Carel Stith, LT      | 37  | Lynn Senkbeil, LB      | 38  | Marv Mueller, S       |
| 1967 | 59  | Wayne Meylan, MG     | 34  | Barry Alvarez, LB      | 23  | Jim Hawkins, LCB      |
| 1968 | 16  | Bob Liggett, LT      | 36  | Jerry Murtaugh, SLB    | 52  | Al Larson, LCB        |
| 1969 | 34  | Ken Geddes, MG       | 41  | Jerry Murtaugh, SLB    | 26  | Dana Stephenson, LCB  |
| 1970 | 41  | Ed Periard, MG       | 71  | Jerry Murtaugh, SLB    | 38  | Joe Blahak, LCB       |
| 1971 | 46  | Rich Glover, MG      | 42  | Bob Terrio, WLB        | 28  | Joe Blahak, LCB       |
| 1972 | 52  | Rich Glover, MG      | 20  | John Pitts, WLB        | 29  | Joe Blahak, LCB       |
| 1973 | 50  | John Bell, MG        | 29  | Tom Ruud, SLB          | 17  | Zaven Yaralian, LCB   |
| 1974 | 38  | John Lee, MG         | 38  | Tom Ruud, SLB          | 16  | George Kyros, S       |
| 1975 | 27  | Mike Fultz, RT       | 47  | Clete Pillen, WLB      | 22  | Dave Butterfield, LCB |
| 1976 | 34  | Mike Fultz, RT       | 65  | Clete Pillen, SLB      | 32  | Ted Harvey, RCB       |
| 1977 | 20  | Randy Poeschl, RT    | 46  | Lee Kunz, SLB          | 44  | Jim Pillen, M         |
|      | 20  | Kerry Weinmaster, MG |     |                        |     |                       |
| 1978 | 43  | Kerry Weinmaster, MG | 63  | Lee Kunz, WLB          | 27  | Jim Pillen, M         |
| 1979 | 26  | Kerry Weinmaster, MG | 51  | Kim Baker, WLB         | 25  | Russell Gary, S       |
| 1980 | 30  | Curt Hineine, MG     | 48  | Jimmy Williams, LE     | 46  | Russell Gary, S       |
|      | 30  | Henry Waechter, RT   |     |                        |     |                       |
| 1981 | 41  | Henry Waechter, RT   | 59  | Steve Damkroger, SLB   | 34  | Jeff Krejci, S        |
| 1982 | 38  | Jeff Merrell, MG     | 53  | Steve McWhirter, SLB   | 34  | Bret Clark, S         |
| 1983 | 26  | Rob Stuckey, RT      | 64  | Mike Knox, WLB         | 37  | Bret Clark, S         |
|      | 26  | Mark Tranmer, MG     |     |                        |     |                       |
| 1984 | 26  | Ken Shead, MG        | 58  | Marc Munford, WLB      | 30  | Bret Clark, S         |
| 1985 | 43  | Jim Skow, RT         | 43  | Marc Munford, WLB      | 26  | Chris Carr, S         |
| 1986 | 31  | Danny Noonan, MG     | 49  | Marc Munford, WLB      | 38  | Charles Fryar, RCB    |
| 1987 | 36  | Neil Smith, LT       | 41  | Broderick Thomas, LE   | 26  | Mark Blazek, S        |
| 1988 | 35  | Willie Griffin, LT   | 53  | Broderick Thomas, LOLB | 37  | Reggie Cooper, SS     |
|      | 35  | Lawrence Pete, MG    |     |                        |     |                       |
| 1989 | 19  | Mike Murray, MG      | 36  | Pat Tyrance, WLB       | 38  | Reggie Cooper, SS     |
| 1990 | 33  | Kenny Walker, RT     | 41  | Pat Tyrance, WLB       | 36  | Reggie Cooper, SS     |
| 1991 | 25  | Pat Engelbert, MG    | 28  | Mike Anderson, WLB     | 35  | Steve Carmer, SS      |
|      |     |                      | 28  | Travis Hill, LOLB      |     |                       |
| 1992 | 29  | John Parrella, LT    | 35  | Travis Hill, LOLB      | 31  | Steve Carmer, SS      |
| 1993 | 19  | Terry Connealy, NT   | 47  | Trev Alberts, ROLB     | 43  | Toby Wright, SS       |
| 1994 | 32  | Christian Peter, DT  | 41  | Ed Stewart, WLB        | 41  | Kareem Moss, ROV      |
| 1995 | 12  | Christian Peter, DT  | 27  | Terrell Farley, WLB    | 27  | Mike Minter, ROV      |
| 1996 | 17  | Jason Peter, DT      | 36  | Jamel Williams, SLB    | 22  | Eric Stokes, FS       |
| 1997 | 22  | Jason Peter, DT      | 28  | Grant Wistrom, RE      | 36  | Mike Brown, ROV       |
| 1998 | 16  | Loran Kaiser, DT     | 33  | Eric Johnson, WLB      | 37  | Mike Brown, ROV       |
| 1999 | 23  | Steve Warren, DT     | 32  | Carlos Polk, MLB       | 56  | Mike Brown, ROV       |
| 2000 | 19  | Jason Lohr, NT       | 40  | Carlos Polk, MLB       | 33  | Keyuo Craver, LCB     |
| 2001 | 16  | Jeremy Slechta, DT   | 27  | Jamie Burrow, MLB      | 35  | Keyuo Craver, LCB     |
|      |     |                      | 27  | Chris Kelsay, RE       |     |                       |
| 2002 | 21  | Ryon Bingham, NT     | 38  | Demorrio Williams, WLB | 44  | Philip Bland, FS      |
| 2003 | 27  | Ryon Bingham, NT     | 83  | Demorrio Williams, WLB | 44  | Daniel Bullocks, SS   |
| 2004 | 19  | Adam Carriker, DE    | 86  | Barrett Ruud, MLB      | 43  | Josh Bullocks, FS     |
| 2005 | 26  | Adam Carriker, DE    | 61  | Corey McKeon, MLB      | 46  | Daniel Bullocks, SS   |
|      | 26  | Titus Adams, DT      |     |                        |     |                       |
| 2006 | 24  | Adam Carriker, DE    | 41  | Stewart Bradley, SLB   | 52  | Andre Jones, CB       |
| 2007 | 26  | Zach Potter, DE      | 56  | Steve Octavien, WLB    | 43  | Armando Murillo, CB   |
| 2008 | 39  | Ndamukong Suh, DT    | 26  | Cody Glenn, WLB        | 45  | Larry Asante, SS      |
| 2009 | 52  | Ndamukong Suh, DT    | 45  | Phillip Dillard, LB    | 42  | Larry Asante, SS      |
| 2010 | 36  | Jared Crick, DT      | 84  | Lavonte David, LB      | 51  | Dejon Gomes, FS       |
| 2011 | 27  | Cameron Meredith, DE | 65  | Lavonte David, LB      | 46  | Daimion Stafford, S   |
| 2012 | 32  | Eric Martin, DE      | 37  | Will Compton, LB       | 51  | Daimion Stafford, S   |
| 2013 | 40  | Randy Gregory, DE    | 48  | David Santos, LB       | 52  | Corey Cooper, S       |
| 2014 | 23  | Randy Gregory, DE    | 48  | Zaire Anderson, LB     | 49  | Nathan Gerry, S       |
| 2015 | 15  | Maliek Collins, DT   | 36  | Dedrick Young, LB      | 31  | Byerson Cockrell, S   |
|      | 15  | Greg McMullen, DE    |     |                        |     |                       |
| 2016 | 21  | Ross Dzuris, DE      | 40  | Josh Banderas, LB      | 48  | Joshua Kalu, CB       |
| 2017 | 17  | Carlos Davis, DL     | 39  | Chris Weber, LB        | 33  | Joshua Kalu, DB       |
| 2018 | 24  | Khalil Davis, DL     | 55  | Mohamed Barry, LB      | 45  | Aaron Williams, DB    |
| 2019 | 28  | Khalil Davis, DL     | 43  | Will Honas, LB         | 42  | Marquel Dismuke, S    |
| 2020 | 12  | Ben Stille, DL       | 35  | JoJo Domann, OLB       | 37  | Deontai Williams, S   |
| 2021 | 21  | Ben Stille, DL       | 60  | Luke Reimer, LB        | 38  | Quintin Newsome, CB   |
| 2022 | 19  | Colton Feist, DT     | 38  | Luke Reimer, LB        | 43  | Isaac Gifford, ROV    |
| 2023 | 17  | Jimari Butler, DE    | 27  | John Bullock, LB       | 44  | Isaac Gifford, ROV    |

Note: Bold indicates overall season leader, not just position leader

# The Last Time An Individual Had...

## 50-59 Yard Run

Nebraska: Chubba Purdy, at Wisconsin, Nov. 18, 2023 (55)  
Opponent: Leshon Williams, Iowa, Nov. 24, 2023 (53)

## 60-69 Yard Run

Nebraska: Trey Palmer, at Purdue, Oct. 15, 2022 (60)  
Opponent: Dillon Gabriel, Oklahoma, Sept. 17, 2022 (61)

## 70-79 Yard Run

Nebraska: Josh Fleeks, vs. Michigan, Sept. 30, 2023 (74-TD)  
Opponent: Braelon Allen, at Wisconsin, Nov. 20, 2021 (71-TD)

## 80-89 Yard Run

Nebraska: Xavier Betts, vs. Northwestern, Oct. 2, 2021 (83-TD)  
Opponent: Jonathan Taylor, at Wisconsin, Oct. 6, 2018 (88-TD)

## 90-99 Yard Run

Nebraska: Taylor Martinez, at UCLA, Sept. 8, 2012 (92-TD)  
Opponent: Eli Roberson, at Kansas State, Nov. 16, 2002 (91-TD)

## 100-199 Rushing Yards, Game

Nebraska: Chubba Purdy, at Wisconsin, Nov. 18, 2023 (105)  
Opponent: Leshon Williams, Iowa, Nov. 24, 2023 (111)

## 200-249 Rushing Yards, Game

Nebraska: Ameer Abdullah, vs. Rutgers, Oct. 25, 2014 (225)  
Opponent: Braelon Allen, at Wisconsin, Nov. 20, 2021 (228)

## 250-299 Rushing Yards, Game

Nebraska: Calvin Jones, vs. Kansas, Nov. 9, 1991 (294 yards)  
Opponent: Jamaal Charles, at Texas, Oct. 27, 2007 (290 yards)

## 300-Plus Rushing Yards, Game

Nebraska: Roy Helu Jr., vs. Missouri, Oct. 30, 2010 (307 yards)  
Opponent: Melvin Gordon, at Wisconsin, Nov. 15, 2014 (408 yards)

## Four Rushing Touchdowns, Game

Nebraska: Ameer Abdullah, at Northwestern, Oct. 18, 2014 (4)  
Opponent: Melvin Gordon, at Wisconsin, Nov. 15, 2014 (4)

## 20-29 Rushing Attempts, Game

Nebraska: Anthony Grant, at Illinois, Oct. 6, 2023 (20)  
Opponent: Braelon Allen, at Wisconsin, Nov. 18, 2023 (22)

## 30-39 Rushing Attempts, Game

Nebraska: Anthony Grant, vs. Indiana, Oct. 1, 2012 (32)  
Opponent: Mohamed Ibrahim, Minnesota, Nov. 5, 2022 (32)

## 40-Plus Rushing Attempts, Game

Nebraska: Never accomplished  
Opponent: Steve Owens, Oklahoma, Nov. 23, 1968 (41)

## 60-69 Yard Pass

Nebraska: Casey Thompson to Trey Palmer, at Purdue, Oct. 15, 2022 (64)  
Opponent: Brendan Sullivan to Bryce Kirtz, Northwestern, Oct. 21, 2023 (66)

## 70-79 Yard Pass

Nebraska: Heinrich Haarberg to Jaylen Lloyd, vs. Purdue, Oct. 28, 2023 (73-TD)  
Opponent: C.J. Stroud to Jaxon Smith-Njigba, Ohio State Nov. 6, 2021 (75-TD)

## 80-89 Yard Pass

Nebraska: Casey Thompson to Trey Palmer, at Iowa, Nov. 25, 2022 (87-TD)  
Opponent: Jack Plummer to David Bell, at Purdue, Dec. 5, 2020 (89-TD)

## 90-99 Yard Pass

Nebraska: Tommy Armstrong Jr. to Quincy Enunwa, vs. Georgia (Gator Bowl) Jan. 1, 2014 (99-TD)  
Opponent: Steven Montez to K.D. Nixon, at Colorado Sept. 7, 2019 (96-TD)

## 200-299 Passing Yards, Game

Nebraska: Casey Thompson, at Iowa, Nov. 25, 2022 (278)  
Opponent: Taulia Tagovailoa, Maryland, Nov. 11, 2023 (283)

## 300-399 Passing Yards, Game

Nebraska: Casey Thompson, at Purdue, Oct. 15, 2022 (354)  
Opponent: Shedeur Sanders, at Colorado, Sept. 9, 2023 (393)

## 400-499 Passing Yards, Game

Nebraska: Tanner Lee, at Purdue, Oct. 28, 2017 (431)  
Opponent: Kyle Vantrease, Georgia Southern, Sept. 10, 2023 (409)

## 500-Plus Passing Yards, Game

Nebraska: Joe Ganz, vs. Kansas State, Nov. 10, 2007 (510 yards)  
Opponent: Tim Rattay, Louisiana Tech, Aug. 29, 1998 (590 yards)

## 20-29 Pass Completions, Game

Nebraska: Casey Thompson, at Iowa, Nov. 25, 2022 (20)  
Opponent: Taulia Tagovailoa, Maryland, Nov. 11, 2023 (27)

## 30-39 Pass Completions, Game

Nebraska: Tanner Lee, at Purdue, Oct. 28, 2017 (32)  
Opponent: Shedeur Sanders, at Colorado, Sept. 9, 2023 (31)

## 40-Plus Pass Completions, Game

Nebraska: Never accomplished  
Opponent: Clayton Thorson, at Northwestern, Oct. 13, 2018 (41)

## 40-49 Pass Attempts, Game

Nebraska: Casey Thompson, vs. Northwestern, Aug. 27, 2022 (42)  
Opponent: Taulia Tagovailoa, Maryland, Nov. 11, 2023 (40)

## 50-59 Pass Attempts, Game

Nebraska: Tanner Lee, at Purdue, Oct. 28, 2017 (50)  
Opponent: Aiden O'Connell, at Purdue, Oct. 15, 2022 (54)

## 60-Plus Pass Attempts, Game

Nebraska: Never accomplished  
Opponent: Clayton Thorson, at Northwestern, Oct. 13, 2018 (64)

## Four or More Touchdown Passes, Game

Nebraska: Ryker Fyfe, at Purdue, Oct. 31, 2015 (4)  
Opponent: Aiden O'Connell, at Purdue, Oct. 15, 2022 (4)

## 300-Plus Total-Offense Yards, Game

Nebraska: Casey Thompson, at Purdue, Oct. 15, 2022 (353)  
Opponent: Taulia Tagovailoa, Maryland, Nov. 11, 2023 (310)

## 400-Plus Total-Offense Yards, Game

Nebraska: Adrian Martinez, at Rutgers, Dec. 18, 2020 (412)  
Opponent: Kyle Vantrease, Georgia Southern, Sept. 10, 2023 (416)

## 500-Plus Total-Offense Yards, Game

Nebraska: Joe Ganz, at Colorado, Nov. 23, 2007 (521)  
Opponent: Tim Rattay, Louisiana Tech, Aug. 29, 1998 (568)

## 7-9 Pass Receptions, Game

Nebraska: Billy Kemp IV, at Wisconsin, Nov. 18, 2023 (8)  
Opponent: Will Pauling, at Wisconsin, Nov. 18, 2023 (8)

## 10-13 Pass Receptions, Game

Nebraska: Trey Palmer, vs. Oklahoma, Sept. 17, 2022 (10)  
Opponent: Smoke Harris, Louisiana Tech, Sept. 23, 2023 (10)

## 14-Plus Pass Receptions, Game

Nebraska: Dennis Richnafsky, at Kansas State, Oct. 7, 1967 (14)  
Opponent: Jaxon Smith-Njigba, vs. Ohio St., Nov. 6, 2021 (15)

## 100-149 Receiving Yards, Game

Nebraska: Marcus Washington, vs. Georgia Southern, Sept. 10, 2022 (123)  
Opponent: Cyrus Allen, Louisiana Tech, Oct. 23, 2023 (102)

## 150-199 Receiving Yards, Game

Nebraska: Trey Palmer, at Iowa, Nov. 26, 2022 (165)  
Opponent: Xavier Weaver, at Colorado, Sept. 9, 2023 (170)

## 200-299 Receiving Yards, Game

Nebraska: Trey Palmer, at Purdue, Oct. 15, 2022 (237)  
Opponent: Jaxon Smith-Njigba, Ohio State, Nov. 6, 2021 (240)

**300-399 Receiving Yards, Game**

Nebraska: Never accomplished  
Opponent: Never accomplished

**400-Plus Receiving Yards, Game**

Nebraska: Never accomplished  
Opponent: Troy Edwards, Louisiana Tech, Aug. 29, 1998 (405)

**Two Receiving Touchdowns, Game**

Nebraska: Trey Palmer, at Iowa, Nov. 26, 2022 (2)  
Opponent: Roman Wilson, Michigan, Sept. 30, 2023 (2)

**Three Receiving Touchdowns, Game**

Nebraska: Brandon Kinnie, at Oklahoma State, Oct. 23, 2010 (3)  
Opponent: Dezmon Briscoe, at Kansas, Nov. 3, 2007 (3)

**15-19 Tackles, Game**

Nebraska: Luke Reimer, vs. Northwestern, Aug. 27, 2022 (15)  
Opponent: Nicario Harper, Illinois, Oct. 6, 2023 (17)

**20-29 Tackles, Game**

Nebraska: Lee Kunz, at Oklahoma, Nov. 25, 1977 (23)  
Opponent: Michael Boley, Southern Miss, Sept. 11, 2004 (20)

**30-Plus Tackles, Game**

Nebraska: Clete Pillen, vs. Oklahoma St., Nov. 6, 1976 (30)  
Opponent: Ryan Greenhagen, Fordham, Sept. 4, 2021 (31)

**Two Quarterback Sacks, Game**

Nebraska: Nash Hutmacher, vs. Northwestern, Oct. 21, 2023 (2.5-16)  
Opponent: Jalen Thompson, at Michigan St., Nov. 4, 2023 (2-5)

**Three Quarterback Sacks, Game**

Nebraska: Randy Gregory, at Michigan, Nov. 9, 2013 (3-14)  
Opponent: Mustaf Johnson, at Colorado, Sept. 7, 2019 (3-21)

**Four Quarterback Sacks, Game**

Nebraska: Ndamukong Suh, vs. Texas  
(Big 12 Championship), Dec. 5, 2009 (4.5-21)  
Opponent: Brandon Sharpe, Texas Tech, Oct. 17, 2009 (4-19)

**Five Quarterback Sacks, Game**

Nebraska: Jared Crick, at Baylor, Oct. 31, 2009  
(5-24, school record)  
Opponent: Never accomplished

**Five Tackles for Loss, Game**

Nebraska: Clante Evans, vs. Northwestern, Nov. 2, 2013 (5-23)  
Opponent: A.J. Epenesa, at Nebraska, Nov. 29, 2019 (5-22)

**Six Tackles for Loss, Game**

Nebraska: Ndamukong Suh, vs. Texas  
(Big 12 Championship), Dec. 5, 2009 (7-22);  
Jared Crick, at Baylor, Oct. 31, 2009 (7-28)  
Opponent: Gelen Robinson, at Purdue, Oct. 28, 2017 (6-16)

**Seven Tackles for Loss, Game**

Nebraska: Ndamukong Suh, vs. Texas  
(Big 12 Championship), Dec. 5, 2009 (7-22);  
Jared Crick, at Baylor, Oct. 31, 2009 (7-28)  
Opponent: Never accomplished

**Five Pass Breakups, Game**

Nebraska: Dicaprio Bootle, at Michigan, Sept. 22, 2018 (5)  
Opponent: Never accomplished

**Six Pass Breakups, Game**

Nebraska: Fabian Washington, vs. Kansas, Oct. 2, 2004 (6)  
Opponent: Never accomplished

**Intercepted Two Passes, Game**

Nebraska: Tommi Hill, vs. Purdue, Oct. 28, 2023 (2)  
Opponent: Tarheed Still, Maryland, Nov. 11, 2023 (2)  
Dante Trader, Maryland, Nov. 11, 2023 (2)

**Intercepted Three Passes, Game**

Nebraska: Matt O'Hanlon, vs. Oklahoma, Nov. 7, 2009  
Opponent: Anthony Brown, Purdue, Oct. 31, 2015

**Recovered Two Fumbles, Game**

Nebraska: Zaire Anderson, at Wisconsin, Nov. 15, 2014  
Opponent: Jartavius Martin, at Illinois, Sept. 21, 2018

**Recovered Three Fumbles, Game**

Nebraska: Broderick Thomas, at Colorado, Oct. 19, 1985  
Opponent: Never accomplished

**Kicked a 50-Yard Field Goal**

Nebraska: Tristan Alvano, vs. Purdue, Oct. 28, 2023 (55)  
Opponent: Jonathan Kim, at Michigan St., Nov. 4, 2023 (50)

**Punt-Return Touchdown**

Nebraska: JD Spielman, vs. South Alabama,  
Aug. 31, 2019 (76 yards)  
Opponent: Jayden Reed, at Michigan State,  
Sept. 25, 2021 (62 yards)

**Kickoff-Return Touchdown**

Nebraska: JD Spielman, vs. Arkansas State, Sept. 2, 2017  
(99 yards)  
Opponent: Stephen Bracey, at Wisconsin, Nov. 20, 2021  
(91 yards)

**Pass Interception-Return Touchdown**

Nebraska: Cam Taylor-Britt, vs. Iowa, Nov. 29, 2019 (38 yards)  
Opponent: Jalen Graham, Purdue, Oct. 30, 2021 (45 yards)

**Fumble-Return Touchdown**

Nebraska: Deontai Williams, vs. Penn State, Nov. 14, 2020 (26 yards)  
Opponent: Kydran Jenkins, Purdue, Oct. 28, 2023 (55 yards)

**Blocked Punt**

Nebraska: Blaise Gunnerson, at Illinois, Oct. 6, 2022  
Opponent: James Schott, at Michigan St., Nov. 4, 2023

**Blocked Punt Returned for Touchdown**

Nebraska: Malcolm Hartzog, vs. Indiana, Oct. 1, 2022 (30 yards)  
Opponent: Kyler Fisher, Iowa, Nov. 26, 2021 (14 yards)

**Blocked Two Punts in a Game**

Nebraska: Kieron Williams, vs. USC (Holiday Bowl),  
Dec. 27, 2014  
Opponent: Never accomplished

**Blocked Field Goal**

Nebraska: Elijah Jeudy, vs. Purdue, Oct. 28, 2023  
Opponent: Jalen McKie, Northern Illinois, Sept. 14, 2019  
Antonio Jones-Davis, Northern Illinois, Sept. 14, 2019

**Blocked Two Field Goals in a Game**

Nebraska: Kyle Vanden Bosch, vs. Texas A&M, Nov. 6, 1999  
Opponent: Never accomplished

**Blocked FG Returned for Touchdown**

Nebraska: Quinton Newsome, vs. Purdue, Oct. 28, 2023 (68 yards)  
Opponent: Never accomplished

**Blocked PAT**

Nebraska: Joshua Kalu, at Purdue, Oct. 31, 2015  
Opponent: Keith Randolph Jr., Illinois, Oct. 19, 2022

**Blocked PAT Returned for Two Points**

Nebraska: Never accomplished  
Opponent: Patrick Fields, at Oklahoma, Oct. 18, 2021  
Stephon Gilmore, South Carolina (Capital One Bowl),  
Jan. 2, 2012  
Greg Biekert, Colorado, Nov. 2, 1991

# The Last Time A Team...

## Rushed for 300-399 Yards, Game

Nebraska: vs. Louisiana Tech, Sept. 23, 2023 (312 yards)  
Opponent: Oklahoma, Sept. 17, 2022 (312 yards)

## Rushed for 400-499 Yards, Game

Nebraska: vs. Northwestern, Oct. 2, 2021 (427 yards)  
Opponent: at Minnesota, Nov. 11, 2017 (409 yards)

## Rushed for 500-599 Yards, Game

Nebraska: vs. San Jose State, Sept. 2, 2000 (505 yards)  
Opponent: at Wisconsin, Nov. 15, 2014 (581 yards)

## Rushed for 600 Yards, Game

Nebraska: at Baylor, Oct. 13, 2001 (641 yards)  
Opponent: Never accomplished

## Recorded 60-69 Rushing Attempts, Game

Nebraska: vs. Fordham, Sept. 4, 2021 (65 attempts)  
Opponent: Michigan, Nov. 19, 2011 (61 attempts)

## Recorded 70-79 Rushing Attempts, Game

Nebraska: vs. Illinois, Sept. 27, 2014 (70 attempts)  
Opponent: Iowa State, Nov. 14, 1992 (70 attempts)

## Recorded 80-Plus Rushing Attempts, Game

Nebraska: vs. Iowa State, Nov. 9, 1985 (83 attempts)  
Opponent: Never accomplished

## Passed for 200-299 Yards, Game

Nebraska: at Iowa, Nov. 26, 2022 (278 yards)  
Opponent: Maryland, Nov. 11, 2023 (283 yards)

## Passed for 300-399 Yards, Game

Nebraska: at Purdue, Oct. 15, 2022 (354 yards)  
Opponent: at Colorado, Sept. 9, 2023 (396 yards)

## Passed for 400-499 Yards, Game

Nebraska: at Wisconsin, Oct. 6, 2018 (407 yards)  
Opponent: Georgia Southern, Sept. 10, 2022 (409 yards)

## Passed for 500-599 Yards, Game

Nebraska: vs. Kansas State, Nov. 10, 2007 (519 yards)  
Opponent: Louisiana Tech, Aug. 29, 1998 (590 yards)

## Completed 20-29 Passes, Game

Nebraska: at Iowa, Nov. 26, 2022 (20)  
Opponent: Maryland, Nov. 11, 2023 (27)

## Completed 30-39 Passes, Game

Nebraska: at Purdue, Oct. 28, 2017 (32)  
Opponent: at Colorado, Sept. 9, 2023 (32)

## Completed 40-Plus Passes, Game

Nebraska: Never accomplished  
Opponent: at Northwestern, Oct. 13, 2018 (41)

## Attempted 40-49 Passes, Game

Nebraska: vs. Northwestern, Aug. 27, 2022 (42)  
Opponent: Maryland, Nov. 11, 2023 (40)

## Attempted 50-59 Passes, Game

Nebraska: at Purdue, Oct. 28, 2017 (50)  
Opponent: at Purdue, Oct. 15, 2022 (54)

## Attempted 60-Plus Passes, Game

Nebraska: Never accomplished  
Opponent: at Northwestern, Oct. 13, 2018 (65)

## Recorded 600-699 Total-Offense Yards, Game

Nebraska: vs. Northwestern, Oct. 2, 2021 (657 yards)  
Opponent: at Purdue, Oct. 15, 2022 (606 yards)

## Recorded 700 Total-Offense Yards, Game

Nebraska: vs. Florida Atlantic, Aug. 30, 2014 (784 yards)  
Opponent: Never accomplished

## Recorded 30 First Downs, Game

Nebraska: vs. Georgia Southern, Sept. 10, 2022 (33)  
Opponent: at Purdue, Oct. 15, 2022 (38)

## Scored 30-39 Points, Game

Nebraska: vs. Purdue, Oct. 28, 2023  
(Nebraska won, 31-17)  
Opponent: at Colorado, Sept. 30, 2023 (Colorado won, 36-14)

## Scored 40-49 Points, Game

Nebraska: vs. Georgia Southern, Sept. 10, 2022  
(Nebraska lost 45-42)  
Opponent: Michigan, Sept. 30, 2023 (Michigan won, 45-7)

## Scored 50-59 Points, Game

Nebraska: vs. Northwestern, Oct. 2, 2021  
(Nebraska won, 56-7)  
Opponent: at Ohio State, Oct. 24, 2020  
(Ohio State won 52-17)

## Scored 60-69 Points, Game

Nebraska: vs. Northwestern (Alamo Bowl), Dec. 30, 2000  
(Nebraska won, 66-17)  
Opponent: at Ohio State, Nov. 5, 2016  
(Ohio State won 62-3)

## Scored 70 Points, Game

Nebraska: vs. Idaho State, Sept. 22, 2012  
(Nebraska won, 73-7)  
Opponent: Wisconsin (Big Ten Championship),  
Dec. 1, 2012 (Wisconsin won, 70-31)

## Scored 30 Points in a Quarter

Nebraska: vs. Northwestern (Alamo Bowl),  
Dec. 30, 2000 (31 in second quarter)  
vs. Baylor, Oct. 21, 2000 (38 in first quarter)  
Opponent: at Oklahoma, Nov. 1, 2008 (35 in first quarter)

## Had Two 100-Yard Rushers in a Game

Nebraska: vs. Louisiana Tech, Sept. 23, 2023  
(Heinrich Haarberg, 19 att, 157 yards, 1 TD;  
Anthony Grant, 22 att., 139 yards, 1 TD)  
Opponent: Illinois, Nov. 21, 2020  
(Mike Epstein, 13 carries, 113 yards TD;  
Chase Brown, 26 carries, 110 yards, 2 TD)

## Held Time of Possession of 40 Minutes, Game

Nebraska: at Texas Tech, Oct. 11, 2008 (40:12)  
Opponent: at Purdue, Oct. 15, 2022 (42:42)

## Recorded a Safety

Nebraska: vs. Illinois, Nov. 10, 2018 (Marquel Dismuke)  
Opponent: Minnesota, Oct. 16, 2021 (Ezeji Otomewo)

## Recorded a Shutout

Nebraska: vs. Arizona (Holiday Bowl),  
Dec. 30, 2009 (33-0)  
Opponent: Arizona State, Sept. 21, 1996 (19-0)

## Fumbled Seven Times, Game

Nebraska: vs. Idaho, Sept. 11, 2010 (8 fumbles, 3 lost)  
Opponent: Nicholls State, Sept. 9, 2006 (7 fumbles, 3 lost)

## Fumbled Eight Times, Game

Nebraska: vs. Idaho, Sept. 11, 2010 (8 fumbles, 3 lost)  
Opponent: Oklahoma, Nov. 21, 1987 (8 fumbles, 3 lost)

## Fumbled 10 Times, Game

Nebraska: vs. Kansas State, Nov. 13, 1999 (10 fumbles, 3 lost)  
Opponent: Auburn, Oct. 3, 1981 (10 fumbles, 5 lost)

**Four Fumbles Lost, Game****Nebraska:** Purdue, Oct. 28, 2023

(5 fumbles, 4 lost)

**Opponent:** at Maryland, Nov. 23, 2019

(4 fumbles, 4 lost)

**Five Fumbles Lost, Game****Nebraska:** vs. Iowa State, Oct. 24, 2009

(7 fumbles, 5 lost)

**Opponent:** Arizona State, Sept. 28, 1991

(7 fumbles, 5 lost)

**Six Fumbles Lost, Game****Nebraska:** at Iowa State, Nov. 13, 1976

(8 fumbles, 6 lost)

**Opponent:** Iowa State, Nov. 15, 1980

(6 fumbles, 6 lost)

**Defense Scored Two or More Touchdowns, Game****Nebraska:** vs. South Alabama, Aug. 31, 2019

(1 interception, 1 fumble recovery)

**Opponent:** Northern Illinois, Sept. 16, 2017

(2 interceptions)

**Defense Intercepted Three Or More Passes, Game****Nebraska:** at Rutgers, Oct. 7, 2022 (3)**Opponent:** Maryland, Nov. 11, 2023 (4)**Defense Recorded 15 or More Tackles for Loss, Game****Nebraska:** at Michigan, Nov. 9, 2013 (16-67)**Opponent:** at Michigan, Sept. 22, 2018 (15-65)**Defense Recorded Seven or More Sacks, Game****Nebraska:** vs. Northwestern, Oct. 21, 2023 (8-51)**Opponent:** at Michigan State, Sept. 25, 2021 (7-34)**Defense Recorded 10 or More Sacks, Game****Nebraska:** vs. Maine, Sept. 3, 2005 (11-69)**Opponent:** Never accomplished**Defense Recorded 15 or More Pass Breakups, Game****Nebraska:** Kansas, Oct. 2, 2004 (17)**Opponent:** Never accomplished**Blocked Two or More Field Goals in a Game****Nebraska:** vs. Iowa, Nov. 24, 2023

(Ty Robinson, Nash Hutmacher)

**Opponent:** Northern Illinois, Sept. 14, 2019

(Jalen McKie, Antonio Jones-Davis)

**Blocked Two or More Punts in a Game****Nebraska:** at Purdue, Nov. 2, 2019**Opponent:** at Iowa State, Nov. 7, 1998**Blocked Two or More PATs in a Game****Nebraska:** Never accomplished**Opponent:** Florida, Jan. 2, 1996 (Fiesta Bowl)**Scored Touchdowns on a Kickoff and Punt Return****Nebraska:** Never accomplished**Opponent:** Notre Dame, Sept. 9, 2000**Was Not Penalized****Nebraska:** at Michigan State, Nov. 4, 2023**Opponent:** Michigan, Sept. 30, 2023**Overcame Halftime Deficit to Win Game in Lincoln****Nebraska:** vs. Michigan State, Nov. 17, 2018

(NU trailed 3-0 at halftime, but rallied for a 9-6 victory)

**Opponent:** Wisconsin, Nov. 19, 2022)

(Wisconsin won 15-14 after trailing 7-0 at half)

**Trailed After Three Quarters, Rallied to Win Game****Nebraska:** at Rutgers, Oct. 27, 2022

(NU trailed 13-7 after three quarters, but won 14-13)

**Opponent:** Maryland, Nov. 11, 2023)

(Maryland won 13-10 after trailing 10-7 after three quarters)

**Trailed After Three Quarters and Rallied to Win Game in Lincoln****Nebraska:** vs. Michigan State, Nov. 17, 2018

(Nebraska trailed 3-0 after three quarters, but won 9-6)

**Opponent:** Wisconsin, Nov. 19, 2022)

(Wisconsin won 15-14 after trailing 14-3 after three quarters)

**Tied After Three Quarters, Won Game:****Nebraska:** at Rutgers, Dec. 18, 2020

(Nebraska and Rutgers were tied, 21-21, after three quarters before Nebraska won 28-21)

**Opponent:** Iowa, Nov. 24, 2023

(Nebraska and Iowa were tied, 10-10, after three quarters before Iowa won 13-10)

**Overtime Game:****Nebraska:** at Wisconsin, Nov. 18, 2023

(Wisconsin won, 24-17 OT)

**Nebraska Overtime Win:****Nebraska:** at Iowa, Nov. 28, 2014 (37-34 OT)

## Nebraska 8-8 in OT

The tiebreaker that had been used since 1981 for Division I-AA, II and III championships and in certain I-AA conferences' regular-season contests went into effect in 1996 for all NCAA football games that were tied at the end of regulation.

An overtime period, untimed, consists of two possessions, one by each team beginning on the opponent's 25-yard line, and the game ends when the score is no longer tied after a complete period. Beginning in the third overtime period, teams that score TDs must attempt a two-point conversion. This rule went into effect in 1997. Beginning in 2020, after two OTs, teams attempt 2-point tries until a winner is determined.

**Nov. 8, 1997:** Nebraska 45, Missouri 38, OT, Columbia, Mo.

**Nov. 26, 1999:** Nebraska 33, Colorado 30, OT, Boulder, Colo.

**Sept. 9, 2000:** Nebraska 27, Notre Dame 24, OT, South Bend, Ind.

**Oct. 1, 2005:** Nebraska 27, Iowa State 20, 2 OT, Lincoln, Neb.

**Sept. 30, 2006:** Nebraska 39, Kansas 32, OT, Lincoln, Neb.

**Oct. 11, 2008:** Texas Tech 37, Nebraska 31, OT, Lubbock, Texas

**Nov. 6, 2010:** Nebraska 31, Iowa State 30, OT, Ames, Iowa

**Nov. 23, 2013:** Nebraska 23, Penn State, 20, OT, University Park, Pa.

**Nov. 28, 2014:** Nebraska 37, Iowa, 34, OT, Iowa City, Iowa

**Sept. 19, 2015:** Miami 36, Nebraska 33, OT, Miami, Fla.

**Oct. 29, 2016:** Wisconsin 23, Nebraska 17, OT, Madison, Wis.

**Nov. 4, 2017:** Northwestern 31, Nebraska 24, OT, Lincoln, Neb.

**Oct. 13, 2018:** Northwestern 34, Nebraska 31, OT, Evanston, Ill.

**Sept. 7, 2019:** Colorado 34, Nebraska 31, OT, Boulder, Colo.

**Sept. 25, 2021:** Michigan St. 23, Nebraska 20, OT, East Lansing, Mich.

**Nov. 18, 2023:** Wisconsin 24, Nebraska 17, OT, Madison, Wis.

## Nebraska's Greatest Comebacks

Nebraska produced two of the biggest comebacks in school history in its first two Homecoming games against Big Ten opponents. In its first home game against Ohio State on Oct. 8, 2011, the Huskers fell behind the Buckeyes 27-6 early in third quarter before rallying for 28 consecutive points in the game's final 23 minutes. NU trailed 27-20 midway through the fourth quarter before I-back Rex Burkhead scored on a 30-yard pass from Taylor Martinez to tie the score with 7:35 left. Burkhead completed the comeback with a seven-yard touchdown run with 5:10 left for a 34-27 Nebraska victory. In the 2012 Homecoming clash with Wisconsin, NU trailed by 17 points on two occasions, the last coming after a Montee Ball touchdown run with 10:29 left in the third quarter to give the Badgers a 27-10 lead. But NU closed the game with 20 straight points, including Brett Maher's game-tying field goal with 0:55 left in the third quarter and his game-winner from 41 yards out with 9:41 left in the game.

The Huskers have trailed by 10 or more points and rallied to win 47 times in history, including a win at Rutgers in 2022. In 2012, NU trailed by 10 or more points in the second half before beating Wisconsin, Northwestern, Michigan State and Penn State in a six-game span from Sept. 29 to Nov. 10.

NU's largest comebacks since 1965 are listed below, including the time the opponent scored to take its largest lead and the time NU produced the game-winning score.

| Year | Opponent        | Deficit (Time)      | Game-Winning Score (Final) |
|------|-----------------|---------------------|----------------------------|
| 2011 | Ohio State      | 21, 10:53 left 3rd  | TD, 5:10, 4th (34-27)      |
| 1991 | at Kansas       | 17, 2:15 left 1st   | TD, 8:46, 3rd (59-23)      |
| 2002 | at Texas A&M    | 17, 7:43 left 3rd   | TD, 11:01, 4th (38-31)     |
| 2012 | Wisconsin       | 17, 10:29 left 3rd  | FG, 9:41, 4th (30-27)      |
| 2014 | at Iowa         | 17, 8:45 left 3rd   | TD, Overtime (37-34)       |
| 1950 | Missouri*       | 14, N/A             | N/A                        |
| 1951 | Iowa State*     | 14, N/A             | N/A                        |
| 1960 | Oklahoma        | 14, 11:19 left 2nd  | FG, 1:38, 4th (17-14)      |
| 1965 | Missouri        | 14, end of 1st      | FG, 5:56, 4th (16-14)      |
| 1967 | Kansas State    | 14, 3:19 left 1st   | FG, 1:11, 4th (16-14)      |
| 1968 | Oklahoma State  | 14, 13:42 left 3rd  | TD, 0:57, 4th (21-20)      |
| 1979 | Iowa            | 14, 5:21 left 3rd   | FG, 5:52, 4th (24-21)      |
| 1979 | Penn State      | 14, 3:00 left 1st   | TD, 6:02, 2nd (42-17)      |
| 1991 | Oklahoma        | 14, 12:39 left 2nd  | TD, 2:57, 4th (19-14)      |
| 1994 | Wyoming         | 14, 0:25 left 1st   | TD, 8:11, 3rd (42-32)      |
| 2008 | Colorado        | 14, 5:47 left 1st   | FG, 1:43, 4th (40-31)      |
| 2012 | Penn State      | 14, 1:08 left 2nd   | TD, 10:57, 4th (32-23)     |
| 2013 | Northwestern    | 14, 11:07 left 2nd  | TD, 0:00, 4th (27-24)      |
| 2015 | vs. UCLA        | 14, 7:55 left 2nd   | TD, 4:50, 4th (37-29)      |
| 2019 | at Illinois     | 14, 5:40 left 3rd   | TD, 8:00, 4th (42-38)      |
| 1941 | Iowa*           | 13, N/A             | N/A                        |
| 1982 | Hawaii          | 13, 9:12 left 3rd   | TD, 11:27, 4th (37-16)     |
| 2016 | Oregon          | 13, 2:30 left 2nd   | TD, 2:29, 4th (35-32)      |
| 1940 | Iowa State*     | 12, N/A             | N/A                        |
| 1950 | Kansas*         | 12, N/A             | N/A                        |
| 1966 | Colorado        | 12, 3:39 left 2nd   | TD, 0:53, 4th (21-19)      |
| 1977 | Colorado        | 12, 9:55 left 2nd   | TD, 0:06, 2nd (33-15)      |
| 2009 | at Missouri     | 12, 13:57 left 4th  | TD, 12:59, 4th (27-12)     |
| 2012 | at Northwestern | 12, 8:31 left 4th   | TD, 2:08, 4th (29-28)      |
| 2015 | Michigan State  | 12, 4:16, left 4th  | TD, 0:17, 4th (39-38)      |
| 2017 | Purdue          | 12, 14:23, left 4th | TD, 0:14, 4th (25-24)      |
| 2022 | at Rutgers      | 13, 6:20, left 2nd  | TD, 8:54, 4th (14-13)      |

\*Specific scoring information is incomplete

### Largest Fourth-Quarter Comebacks

| Year | Opponent        | 4th Quarter Deficit | Final Score |
|------|-----------------|---------------------|-------------|
| 1966 | at Colorado     | 7-19 (-12)          | 21-19       |
| 2009 | at Missouri     | 0-12 (-12)          | 27-12       |
| 2012 | at Northwestern | 16-28 (-12)         | 29-28       |
| 2015 | Michigan State  | 26-38 (-12)         | 39-38       |
| 2017 | at Purdue       | 12-24 (-12)         | 25-24       |
| 2005 | vs. Michigan    | 17-28 (-11)         | 32-28       |
| 2002 | at Texas A&M    | 21-31 (-10)         | 38-31       |
| 2012 | at Michigan St. | 14-24 (-10)         | 28-24       |
| 2014 | at Iowa         | 14-24 (-10)         | 37-34 (ot)  |

### Bowl Games

|      |                |             |                 |
|------|----------------|-------------|-----------------|
| 2005 | Michigan       | 17-28 (-11) | 32-28 (Alamo)   |
| 1974 | North Carolina | 7-17 (-10)  | 21-17 (Liberty) |
| 1977 | Florida        | 0-10 (-10)  | 13-10 (Sugar)   |
| 1995 | Miami          | 9-17 (-8)   | 24-17 (Orange)  |

# Nebraska's Longest Streaks

## Winning Streak

| Rk. | Wins                         | Ended By  |
|-----|------------------------------|---|
| 1.  | 26, 1994-96                  | Arizona State, 19-0, Sept. 21, 1996, at Tempe   |
| 2.  | 24, 1901-04                  | Colorado, 6-0, Oct. 8, 1904, at Boulder   |
| 3.  | 23, 1970-71                  | UCLA, 20-17, Sept. 9, 1972, at Los Angeles  |
| 4.  | 22, 1982-83                  | Miami, 31-30, Jan. 2, 1984, at Miami (Orange Bowl)  |
| 5.  | 19, 1914-16<br>19, 1996-98   | Kansas, 7-3, Nov. 18, 1916, in Lincoln<br>Texas A&M, 28-21, Oct. 10, 1998 at College Station            |
| 7.  | 16, 1963-64                  | Oklahoma, 17-7, Nov. 21, 1964, at Norman  |
| 8.  | 14, 1912-14                  | South Dakota, 0-0, Oct. 10, 1914, in Lincoln  |
| 9.  | 13, 1999-2000<br>13, 2000-01 | Oklahoma, 31-14, Oct. 28, 2000, at Norman<br>Colorado, 62-36, Nov. 23, 2001, at Boulder                 |
| 11. | 11, 1974-75<br>11, 1993      | Oklahoma, 35-10, Nov. 22, 1974, at Norman<br>Florida State, 18-16, Jan. 1, 1994, at Miami (Orange Bowl) |

## Unbeaten Streak

| Rk. | Unbeaten    | Ended By                                      |
|-----|-------------|---|
| 1.  | 34, 1912-16 | Kansas, 7-3, Nov. 18, 1916, in Lincoln        |
| 2.  | 32, 1969-72 | UCLA, 20-17, Sept. 9, 1972, at Los Angeles    |
| 3.  | 13, 1932-33 | Pittsburgh, 6-0, Nov. 18, 1933, at Pittsburgh |

## Losing Streak

| Rk. | Losses                   | Ended Against  |
|-----|--------------------------|--|
| 1.  | 10, 2017-18              | Minnesota, 53-28, Oct. 20, 2018, in Lincoln  |
| 2.  | 7, 1942-43<br>7, 1957    | Kansas, 7-6, Oct. 23, 1943, in Lincoln<br>Penn State, 14-7, Sept. 28, 1958, in Lincoln |
| 4.  | 6, 1944-45<br>6, 2021-22 | Kansas, 27-13, Nov. 3, 1945, in Lincoln<br>North Dakota, 38-17, Sept. 3, 2022          |
| 6.  | 5, six times             | Most recently in 2022 at Iowa, 24-17, Nov. 25, 2022                                    |

## Winless Streak

| Rk. | Non-Wins                 | Ended Against   |
|-----|--------------------------|---|
| 1.  | 10, 2017-18              | Minnesota, 53-28, Oct. 20, 2018, in Lincoln                                     |
| 2.  | 7, 1918-19<br>7, 2021-22 | Missouri, 12-5, Nov. 8, 1919, at Columbia<br>North Dakota, 38-17, Sept. 3, 2022 |
| 4.  | 6, 1952-53               | Miami, 20-16, Oct. 17, 1953, in Lincoln   |
| 5.  | 5, three times           | Most recently in 2022 at Iowa, 24-17, Nov. 25, 2022                             |

## Miscellaneous Streaks

### Most Consecutive Home Sellouts (396)

Nov. 3, 1962-present (NCAA record)

### Most Consecutive .500 or Better Seasons (42)

1962-2003

### Most Consecutive Winning Regular Seasons (42)

1962-2003

### Most Consecutive Winning Seasons (40)

1962-2001

### Most Consecutive Nine-Win Seasons (33)

1969-2001 (NCAA record)

### Most Consecutive Bowl Appearances (35)

1969-2003 (NCAA record)

### Most Consecutive Games Scored In (351)\*

1996-present (last shut out by Arizona State, 19-0, Sept. 21, 1996)

*\*Seventh-longest in NCAA history*

### Most Consecutive Home Games Scored In (371)

Sept. 20, 1969-present (last shut out by Kansas State, 12-0, Nov. 9, 1968)

### Most Consecutive Home Victories (47)\*

Oct. 19, 1991-Oct. 24, 1998 (ended vs. Texas, 20-16, Oct. 31, 1998)

*\*Fifth-longest in NCAA history*

### Most Consecutive Games Unbeaten (34)

Oct. 28, 1912-Nov. 4, 1916 (ended vs. Kansas, 7-3, Nov. 18, 1916)

### Most Consecutive Road Victories (12)

Aug. 28, 1994-Jan. 2, 1996 (ended at Arizona State, 19-0, Sept. 21, 1996)

### Most Consecutive Regular-Season Road Victories (16)

Nov. 27, 1992-Nov. 11, 1995 (ended at Arizona State, 19-0, Sept. 21, 1996)

### Most Consecutive Regular-Season True Away Victories (14)\*

Nov. 27, 1992-Nov. 11, 1995 (ended at Arizona State, 19-0, Sept. 21, 1996)

*\*excludes a win over Kansas State in Tokyo and a win over West Virginia in East Rutherford, N.J.*

### Most Consecutive Bowl Victories (6)

Dec. 20, 1969 Sun Bowl-Dec. 31, 1974 Sugar Bowl (ended by Arizona State, 17-14, in Dec. 26, 1975 Fiesta Bowl)

### Consecutive Homecoming Victories (36)

Nov. 8, 1969-Oct. 30, 2004 (ended by Texas Tech, 34-31, Oct. 8, 2005)

### Consecutive Season-Opening Victories (29)

Sept. 6, 1986 vs. Florida State (34-17)-Aug. 30, 2014 vs. Florida Atlantic (55-7) (ended by BYU, 33-28, in Lincoln, Sept. 5, 2015)

### Consecutive Regular-Season Conference Victories (40)

Nov. 27, 1992-Oct. 3, 1998 (ended at Texas A&M, 28-21, Oct. 10, 1998)

### Most Consecutive Losses (10)

Nov. 4, 2017-Oct. 13, 2018 (ended vs. Minnesota, 53-28, Oct. 20, 2018)

### Most Consecutive Home Losses (7)

Oct. 7, 2017-Sept. 29, 2018 (ended vs. Minnesota, 53-28, Oct. 20, 2018)

### Most Consecutive Road Losses (8)

Sept. 30, 1944-Oct. 27, 1945 (ended at Kansas State, 24-0, Nov. 10, 1945); Oct. 12, 1957-Nov. 22, 1958 (ended at Minnesota, 32-12, Sept. 26, 1959); Nov. 11, 2017-Sept. 7, 2019 (ended at Illinois, 42-38, Sept. 21, 2019)

### Most Consecutive Bowl Losses (7)

Jan. 1, 1988 Fiesta Bowl-Jan. 1, 1993 Orange Bowl (ended vs. Miami, 24-17, Jan. 1, 1994 Orange Bowl)

### Most Consecutive Conference Losses (8)

Nov. 4, 2017-Oct. 13, 2018 (ended vs. Minnesota, 53-28, Oct. 20, 2018)

### Most Consecutive Shutouts (14)

Sept. 27, 1902-Oct. 24, 1903 (ended at Iowa, 17-6, Oct. 31, 1903)

### Most Consecutive Games Shut Out (4)

Nov. 14, 1942-Oct. 2, 1943 (ended vs. Indiana, 13-54, Oct. 9, 1943)

## NU NCAA Stat Champions

### Individual Rushing (yards per game)

1983 Mike Rozier, IB, 179.0

### Individual Scoring (points per game)

1950 Bobby Reynolds, HB-PK, 17.4\*

1983 Mike Rozier, IB, 14.5

\*NCAA record until 1988

### Individual Punt Returns (yards per return)

1986 Rod Smith, SE, 18.9

### Individual Punt Return TDs

2014 De'Mornay Pierson-El, 3

### Individual Blocked Kicks

2014 Kieron Williams, 3

### Team Total Offense (yards per game, since 1937)

1978 501.4

1982 518.6

1997 513.7

### Team Scoring Offense (points per game)

1982 41.1

1983 52.0

1995 52.4

1997 47.1

### Team Rushing Offense (yards per game)

1963 262.6

1965 290.0

1980 378.3

1982 394.3

1983 401.7

1985 374.3

1988 382.3

1989 375.3

1991 353.2

1992 328.2

1994 340.0

1995 399.8

1997 392.6

2000 349.3

2001 314.7

### Team Total Defense (yards per game)

1967 157.6

1984 203.3

### Team Scoring Defense (opponent points per game)

1984 9.5

2009 10.4

### Team Pass Defense (YPG until 1989, eff. rating since)

1967 90.1

1973 39.9

1981 100.1

2003 88.7

2009 87.3

### Turnover Margin

1992 +1.64

2003 +1.77

### Interceptions

2003 32

### Net Punting (net average yards per punt)

1992 41.7

### Blocked Kicks

2014 6

### Blocked Punts

2014 4

## Nebraska Conference Stat Champions

### \*Led NCAA

### Individual Total Offense (yards per game)

1971 Jerry Tagge, QB, 194.4

1974 Dave Humm, QB, 141.5

1976 Vince Ferragamo, QB, 173.8

2012 Taylor Martinez, QB, 277.9

### Individual Rushing (yards per game)

1940 Harry Hopp, HB, 55.8

1950 Bobby Reynolds, HB, 149.1

1980 Jarvis Redwine, IB, 124.3

1983 Mike Rozier, IB, 179.0\*

1984 Doug DuBose, IB, 94.5

1986 Keith Jones, IB, 83.0

1992 Calvin Jones, IB, 110.0

1993 Calvin Jones, IB, 115.9

2001 Dahrran Diedrick, IB, 118.1

### Individual Passing

(yards per game through 1979; NCAA ratings, 1980-present)

1964 Bob Churchich, 89.3

1967 Frank Patrick, 144.9

1971 Jerry Tagge, 168.3

1974 Dave Humm, 130.5

1976 Vince Ferragamo, 172.6

1989 Gerry Gdowski, 177.3

1990 Mickey Joseph, 141.9

1991 Keithen McCant, 146.5

1994 Brook Berringer, 149.5

### Individual Receiving (receptions per game)

1971 Johnny Rodgers, WB, 4.4

1979 Tim Smith, SE, 2.7

### Individual Receiving (yards per game)

2017 Stanley Morgan Jr., WR, 89.6

### Individual Scoring (points per game)

1928 Clair Sloan, HB, 3.9

1929 Robert Young, HB, 3.0

1933 Bernie Masterson, HB, 2.8

1935 Sam Francis, FB, 3.2

1936 Lloyd Cardwell, HB, 4.0

1950 Bobby Reynolds, HB-PK, 17.4\*\*

1964 Kent McCloughan, HB, 7.4

1970 Joe Orduna, IB, 7.8

1972 Johnny Rodgers, WB, 9.3

1982 Mike Rozier, IB, 9.3

1983 Mike Rozier, IB, 14.5\*

1991 Calvin Jones, IB, 8.6

1992 Calvin Jones, IB, 8.2

1993 Calvin Jones, IB, 8.7

1995 Kris Brown, PK, 8.8

2000 Eric Crouch, QB, 10.9

2012 Brett Maher, PK, 8.5

### Individual Punting (yards per punt)

1945 Chick Story, 37.8

1947 Jack Pesek, 42.7

1951 Jim Cederdahl, 42.7

1972 Rich Sanger, 40.2

1984 Scott Livingston, 41.2

1998 Bill Lafleur, 44.9

2003 Kyle Larson, 45.1

2005 Sam Koch, 46.5

2011 Brett Maher, 44.5

### Individual Punt Returns (yards per return)

2014 De'Mornay Pierson-El, 17.5

**Individual Interceptions**

|      |  |
|------|--|
| 1989 | Reggie Cooper, SS, 0.4                                       |
| 1991 | Kenny Wilhite, CB, 6<br>(shared lead in total interceptions) |
| 1994 | Barron Miles, CB, 0.42                                       |
| 2003 | Josh Bullocks, FS, 0.77                                      |

**Team Total Offense (yards per game, since 1937)**

|      |        |
|------|--------|
| 1963 | 347.6  |
| 1964 | 348.5  |
| 1965 | 404.0  |
| 1966 | 318.8  |
| 1977 | 415.4  |
| 1978 | 501.4* |
| 1979 | 464.8  |
| 1980 | 506.9  |
| 1981 | 437.5  |
| 1982 | 518.6* |
| 1983 | 546.7  |
| 1984 | 427.5  |
| 1985 | 472.5  |
| 1989 | 513.3  |
| 1990 | 444.4  |
| 1991 | 506.5  |
| 1992 | 438.2  |
| 1995 | 556.3  |
| 1997 | 513.7* |
| 2000 | 459.9  |
| 2001 | 451.2  |
| 2012 | 460.8  |

**Team Rushing Offense (yards per game)**

|      |        |
|------|--------|
| 1940 | 200.1  |
| 1963 | 262.6* |
| 1965 | 290.0* |
| 1966 | 222.4  |
| 1980 | 378.3* |
| 1982 | 394.3* |
| 1983 | 401.7* |
| 1984 | 311.1  |
| 1985 | 374.3* |
| 1988 | 382.3* |
| 1989 | 375.3* |
| 1990 | 340.0  |
| 1991 | 353.2* |
| 1992 | 328.2* |
| 1993 | 287.9  |
| 1994 | 340.0* |
| 1995 | 399.8* |
| 1996 | 291.9  |
| 1997 | 392.6* |
| 1998 | 253.8  |
| 1999 | 265.9  |
| 2000 | 349.3* |
| 2001 | 314.7* |
| 2002 | 268.7  |
| 2010 | 247.6  |
| 2012 | 253.4  |

**Team Passing Offense (yards per game)**

|      |       |
|------|-------|
| 1948 | 112.3 |
| 1964 | 122.0 |
| 1967 | 154.7 |
| 1971 | 179.3 |
| 1972 | 221.0 |
| 1974 | 152.2 |
| 1976 | 188.0 |

**Team Total Defense (yards per game)**

|      |        |
|------|--------|
| 1940 | 144.3  |
| 1964 | 167.0  |
| 1965 | 202.7  |
| 1966 | 228.0  |
| 1967 | 157.6* |
| 1969 | 253.3  |
| 1971 | 202.9  |
| 1972 | 219.2  |
| 1975 | 224.1  |
| 1976 | 262.3  |
| 1979 | 216.6  |
| 1980 | 209.1  |
| 1981 | 240.5  |
| 1984 | 203.3* |
| 1988 | 262.8  |
| 1989 | 274.1  |
| 1990 | 263.5  |
| 1993 | 307.6  |
| 1994 | 258.8  |
| 1996 | 255.4  |

**Team Rushing Defense (yards per game)**

|      |       |
|------|-------|
| 1940 | 85.6  |
| 1963 | 99.9  |
| 1964 | 100.5 |
| 1965 | 109.2 |
| 1966 | 99.6  |
| 1967 | 67.5  |
| 1970 | 145.0 |
| 1971 | 85.9  |
| 1975 | 137.7 |
| 1978 | 150.7 |
| 1979 | 93.1  |
| 1980 | 86.4  |
| 1982 | 125.5 |
| 1988 | 127.9 |
| 1989 | 111.3 |
| 1993 | 143.7 |
| 1994 | 79.3  |
| 1995 | 78.4  |
| 1996 | 83.8  |
| 1997 | 73.4  |
| 1999 | 77.1  |

**Team Pass Defense (YPG until 1989, eff. rating since)**

|      |        |
|------|--------|
| 1940 | 58.8   |
| 1946 | 81.8   |
| 1955 | 43.8   |
| 1964 | 66.5   |
| 1967 | 90.1*  |
| 1969 | 122.9  |
| 1971 | 117.0  |
| 1972 | 106.5  |
| 1973 | 39.9*  |
| 1975 | 86.4   |
| 1977 | 94.3   |
| 1981 | 100.1* |
| 1984 | 124.5  |
| 1988 | 134.8  |
| 1990 | 92.2   |
| 1993 | 102.3  |
| 2001 | 83.8   |
| 2003 | 88.7   |
| 2009 | 87.3*  |
| 2010 | 96.3   |

## Memorial Stadium History

Nebraska's continuing NCAA record of consecutive home sellouts reached 396 with seven home sellouts in 2023. The stadium has been sold out for 21 straight games over the past three seasons since the sellout streak was paused in 2020 when no fans were allowed due to the COVID-19 pandemic.

The stadium, which celebrated its 100th anniversary in 2023, has gone through many transformations. In 2013, a major renovation on the East side of Memorial Stadium was completed, adding approximately 6,000 new seats. Each new seating area included dedicated restrooms and concessions areas. A new grand lobby, expanded concourse and additional first-aid areas also were added. Fans are greeted by a grand entrance at Gate 20 complete with a statue of Hall of Fame Coach Bob Devaney. An exciting aspect of the expansion is the Nebraska Athletic Research Facility where cutting-edge imaging technologies and research to better understand foundations of behavior that contribute to health, injury and disease.

In 2006, more than 6,500 seats were added to the stadium's North end, along with a massive HuskerVision screen and Skyline Suites. The additions sit atop the Osborne Athletic Complex, which houses the Huskers' technologically advanced athletic medicine facility, massive weight room, and football locker room, football offices and administrative offices. The first phase of the project also provided the Huskers with a second indoor workout facility, the Hawks Championship Center.

In Nebraska's 300th consecutive sellout against Louisiana-Lafayette on Sept. 26, 2009, a then-school-record 86,304 fans watched the Huskers roll to a 55-0 win. A school-record 91,585 fans attended Nebraska's game against Miami in 2014, and NU's average home attendance was a record 91,249.

NU's streak of consecutive sellouts started on Nov. 3, 1962, when 36,501 attended the Homecoming game against Missouri. The last non-sellout came Oct. 20, 1962, when NU and Kansas State drew 30,701.

In the fall of 1922, a drive for \$430,000 in stadium construction funds was undertaken by faculty, students, alumni and friends of the University. The quota was over subscribed.

The stadium was named Memorial Stadium to honor all Nebraskans who served in the Civil and Spanish-American Wars; the 751 Nebraskans who died in World War I; the 3,839 in World War II; the 225 in Korea; the 422 in Vietnam; and those in Iraq. Construction was completed in a few more than 90 working days and Memorial Stadium was dedicated on Oct. 20, 1923, at the Homecoming game in which Nebraska was held to a scoreless tie by Kansas.

Inscribed on the four corners of the stadium are the following words, written by former UNL professor of philosophy Hartley Burr Alexander:

**Southeast:** "In Commendation of the men of Nebraska who served and fell in the Nations Wars."

**Southwest:** "Not the victory but the action; Not the goal but the game; In the deed the glory."

**Northwest:** "Courage; Generosity; Fairness; Honor; In these are the true awards of manly sport."

**Northeast:** "Their Lives they held their countrys trust; They kept its faith; They died its heroes."

As part of the continuing improvement of athletic facilities at the University of Nebraska, several major projects have been completed over the past century enhancing the facility. The \$1 million Hewitt Center dining/study hall area was opened in March of 1985, underneath the West Stadium adjacent to the strength complex. The weight room and the Hewitt Center were expanded and remodeled in 1989.

Before the fall of 1994, NU installed two 17 feet high, by 23 feet wide replay boards, now known to Nebraska faithful as HuskerVision screens. In 2006, one of the largest screens in a college venue was unveiled as part of the new construction project.

Following the 1997 season, construction began on a \$36-million improvement project completed in 1999. The project included the Don Bryant Media Facility and 42 suites, each of which house 25 fans. Club seating rose from approximately 350 to 1,500 per game. The improvement project

tripled the number of restrooms on both the East and West sides of the stadium, doubled the number of concessions in both East and West concourses and included concrete repair and waterproofing throughout the stadium. FieldTurf was also introduced at Memorial Stadium in 1999. The renovations raised the capacity of Memorial Stadium from 72,700 to 73,918. Capacity reached above 80,000 for the first time in 2006, and now is more than 85,000.

### 100 Years In Memorial Stadium

For the past 100 years, Nebraska football teams have gladly called Memorial Stadium home with an impressive 432-150-13 (.737) record posted by the Huskers in their home since it was opened in 1923.

### Under the Lights

Nebraska's first night football game was Nov. 30, 1951, at Miami's Orange Bowl when the Huskers lost to the Miami Hurricanes, 19-7. Ironically, NU's first night football home game came in the 1986 opener against another team from the "Sunshine State", Florida State. Nebraska is 105-49-3 all time under the lights, including 50-10 at home.

### Memorial Stadium Improvements

A chronological listing of Memorial Stadium expansion and improvement from the original 31,000-seat structure built in 1923:

**1946-**Completed Schulte Field House (construction began in 1941, but was interrupted by World War II).

**1964-**South end zone section installed, making the stadium a horseshoe, raising capacity to 48,000

**1965-**Center portion of north end zone section added, raising capacity to more than 53,000.

**1966-**Both wings of the north end zone added, raising capacity to more than 65,000 and making Memorial Stadium into a bowl.

**1967-**New press box and guest section added.

**1970-**Installed new AstroTurf playing surface.

**1972-**South end zone extended, 9,400 seats added, raising capacity to 73,650.

**1973-**Athletic office building completed with dressing and training facilities for varsity football.

**1977-**Replaced AstroTurf and added new scoreboard over the North Stadium.

**1981-**New West Stadium weight room and new visitor's locker room in the North Field House.

**1982-**Expanded North Field House indoor practice area.

**1984-**Artificial All-Pro Turf installed.

**1985-**Completed Hewitt Center (dining area/study hall) in West Stadium.

**1989-**Expansion of strength complex and Hewitt Center.

**1992-**New AstroTurf-8 artificial turf installed.

**1994-**Installed Mitsubishi Instant Replay boards and completion of Michael Grace production studio (HuskerVision) in West Stadium. Remodeled Section 14 for disabled, reduced seating to 72,700.

**1995-**South Stadium training room remodeled and new interview room and player lounge completed.

**1997-**Groundbreaking began on a \$36-million stadium improvement project to take place over a two-year period. East concourse was renovated with new restrooms and concessions and stadium lights were installed on the east side.

**1998-**Stadium was rededicated on April 24, and the football field was named in honor of Hall of Fame Coach Tom Osborne, who retired as the winningest active coach in college football with a 255-49-3 career record. Lights installed on the west side.

**1999-**Stadium Improvement project completed with 42 suites, club seating, stadium view lounge, new press box and renovated concourses, concessions and restrooms. Seating raised to 74,056. FieldTurf installed in August, making NU the first Division-I program to use the synthetic surface.

**2000-**Increased club seating reduces capacity to 73,918.

**2001-**Expanded team meeting room/players' lounge in South Stadium. Expanded HuskerVision and Hewitt Center in West Stadium.

**2004**-Additional lockers added to South locker room to house entire football squad during construction of Tom and Nancy Osborne Athletic Complex on north end of stadium. North Field House torn down in summer 2004.

**2005**-Replaced FieldTurf, changing subsurface of field.

**2006**-Completion of the Osborne Athletic Complex and Hawks Championship Center on North end of Memorial Stadium. Addition of Skyline Suites and seating for disabled in North Stadium and addition of giant HuskerVision screen in North end zone. Tunnel Walk entrance of Huskers moves from South end zone to North end zone. Nebraska's football offices, locker room and administrative offices move from South to North Stadium.

**2009**-Addition of two HuskerVision boards on the North towers and upgrade of all HuskerVision screens to high-definition format.

**2010**-Addition of Student Life Complex in West Stadium. Expansion of Nebraska football trophy displays in North Stadium.

**2011**-Work begins on East Stadium Expansion in the spring of 2011. Approximately 6,000 seats added along with an athletic research facility. It opened for the 2013 season, raising Memorial Stadium's capacity near 90,000.

**2013**-Replaced FieldTurf at Memorial Stadium and East Stadium expansion completed.

**2017**-Upgraded HuskerVision screen in North end zone, doubling its resolution. Wraparound screens are added to the video boards on the North towers, so fans in North Stadium can view replays and other exciting content even better. South tower screens as well as the ribbon boards on East and West Stadium were updated.

## Nebraska's Top Home Winning Streaks

| No. | Began      | Ended      | Cons. Wins | Ended        |
|-----|------------|------------|------------|--------------|
| 1.  | 10-19-1991 | 10-31-1998 | 47         | Texas, 16-20 |
| 2.  | 9-28-1901  | 10-20-1906 | 33         | ISU, 2-14    |
| 3.  | 11-27-1998 | 11-2-2002  | 26         | Texas, 24-27 |
| 4.  | 9-27-1969  | 11-23-1972 | 23         | Okla., 14-17 |
| 5.  | 10-3-1981  | 11-17-1984 | 21         | Okla., 7-17  |
| 6.  | 10-26-1963 | 10-21-1967 | 20         | Colo., 16-21 |
| 7.  | 9-3-1988   | 11-3-1990  | 19         | Colo., 12-27 |

► Nebraska saw the end of a 47-game home winning streak in 1998, with a 20-16 loss to Texas. The 47-game streak is the longest in school history and the fifth-longest in NCAA history, falling 11 victories shy of Miami's all-time mark of 58 consecutive home victories from 1985 to 1994. The Huskers followed the Texas loss with 26 straight wins at Memorial Stadium before a 27-24 win by the Longhorns in 2002.

► Nebraska owns a 190-54 record at Memorial Stadium in the past 36 seasons (1988-2023), and posted a 56-3 mark in the 1990s.

► Since 1980, Nebraska has posted a 230-61 record at Memorial Stadium. Included in that stretch are four of the seven longest home winning streaks in school history – a 47-game streak from 1991 to 1998; a 26-game streak from 1998 to 2002; a 21-game streak from 1981 to 1984; and a 19-game streak from 1988 to 1990.

► Nebraska has posted 41 unbeaten and untied home seasons, including 10 since 1990 and 14 since 1980. NU went 7-0 at home in 2016.

► Nebraska posted 46 straight winning home seasons from 1969 to 2014.

## Memorial Stadium Attendance

| Year | Home Games | Home Record | Overall Record | Total Attendance | Average Attendance |
|------|------------|-------------|----------------|------------------|--------------------|
| 1943 | 4          | 1-3         | 2-6-0          | 28,872           | 7,218              |
| 1944 | 3          | 2-1         | 2-6-0          | 16,161           | 5,387              |
| 1945 | 5          | 3-2         | 4-5-0          | 74,371           | 14,874             |
| 1946 | 4          | 2-2         | 3-6-0          | 122,072          | 30,518             |
| 1947 | 5          | 0-5         | 2-7-0          | 142,410          | 28,482             |
| 1948 | 5          | 2-3         | 2-8-0          | 171,776          | 34,355             |
| 1949 | 5          | 2-3         | 4-5-0          | 166,954          | 33,391             |
| 1950 | 5          | 4-0-1       | 6-2-1          | 178,881          | 35,776             |
| 1951 | 5          | 0-5         | 2-8-0          | 179,444          | 35,889             |
| 1952 | 5          | 3-2         | 5-4-1          | 183,685          | 36,737             |
| 1953 | 5          | 2-3         | 3-6-1          | 170,568          | 34,114             |
| 1954 | 5          | 3-2         | 6-5-0*         | 175,144          | 35,029             |
| 1955 | 5          | 2-3         | 5-5-0          | 170,975          | 34,195             |
| 1956 | 6          | 3-3         | 4-6-0          | 197,517          | 32,920             |
| 1957 | 5          | 0-5         | 1-9-0          | 157,829          | 31,566             |
| 1958 | 5          | 3-2         | 3-7-0          | 150,795          | 30,159             |
| 1959 | 6          | 3-3         | 4-6-0          | 182,565          | 30,428             |
| 1960 | 6          | 2-4         | 4-6-0          | 199,973          | 33,329             |
| 1961 | 6          | 1-4-1       | 3-6-1          | 181,934          | 30,322             |
| 1962 | 6          | 5-1         | 9-2-0*         | 199,672          | 33,279             |
| 1963 | 6          | 5-1         | 10-1-0*        | 226,036          | 37,673             |
| 1964 | 5          | 5-0         | 9-2-0*         | 232,384          | 46,477             |
| 1965 | 6          | 6-0         | 10-1-0*        | 322,255          | 53,709             |
| 1966 | 5          | 5-0         | 9-2-0*         | 318,446          | 63,689             |
| 1967 | 5          | 3-2         | 6-4-0          | 320,932          | 64,186             |
| 1968 | 5          | 2-3         | 6-4-0          | 335,532          | 67,106             |
| 1969 | 6          | 5-1         | 9-2-0*         | 400,668          | 66,778             |
| 1970 | 6          | 6-0         | 11-0-1*        | 403,667          | 67,278             |
| 1971 | 7          | 7-0         | 13-0-0*        | 473,346          | 67,621             |
| 1972 | 6          | 5-1         | 9-2-1*         | 456,868          | 76,145             |
| 1973 | 6          | 6-0         | 9-2-1*         | 456,726          | 76,121             |
| 1974 | 7          | 5-2         | 9-3-0*         | 534,388          | 76,341             |
| 1975 | 7          | 7-0         | 10-2-0*        | 533,368          | 76,195             |
| 1976 | 6          | 4-2         | 9-3-1*         | 455,856          | 75,976             |
| 1977 | 7          | 5-2         | 9-3-0*         | 533,054          | 76,151             |
| 1978 | 6          | 5-1         | 9-3-0*         | 455,064          | 75,844             |
| 1979 | 6          | 6-0         | 10-2-0*        | 456,457          | 76,076             |
| 1980 | 7          | 5-2         | 10-2-0*        | 532,326          | 76,047             |
| 1981 | 6          | 5-1         | 9-3-0*         | 457,655          | 76,276             |
| 1982 | 6          | 6-0         | 12-1-0*        | 457,613          | 76,269             |
| 1983 | 6          | 6-0         | 12-1-0*        | 458,005          | 76,334             |
| 1984 | 6          | 5-1         | 10-2-0*        | 457,280          | 76,213             |
| 1985 | 7          | 6-1         | 9-3-0*         | 531,738          | 75,963             |
| 1986 | 6          | 5-1         | 10-2-0*        | 456,187          | 76,031             |
| 1987 | 7          | 6-1         | 10-2-0*        | 533,107          | 76,158             |
| 1988 | 6          | 6-0         | 11-2-0*        | 458,050          | 76,342             |
| 1989 | 7          | 7-0         | 10-2-0*        | 534,089          | 76,298             |
| 1990 | 7          | 6-1         | 9-3-0*         | 533,674          | 76,239             |
| 1991 | 7          | 6-1         | 9-2-1*         | 533,715          | 76,245             |
| 1992 | 6          | 6-0         | 9-3-0*         | 457,124          | 76,187             |
| 1993 | 7          | 7-0         | 11-1-0*        | 529,521          | 75,646             |
| 1994 | 6          | 6-0         | 13-0-0*        | 453,421          | 75,570             |
| 1995 | 7          | 7-0         | 12-0-0*        | 529,616          | 75,659             |
| 1996 | 6          | 6-0         | 11-2-0*        | 452,629          | 75,438             |
| 1997 | 6          | 6-0         | 13-0-0*        | 453,610          | 75,602             |
| 1998 | 7          | 6-1         | 9-4-0*         | 553,305          | 76,186             |
| 1999 | 6          | 6-0         | 12-1-0*        | 466,375          | 77,729             |
| 2000 | 6          | 6-0         | 10-2-0*        | 467,269          | 77,878             |
| 2001 | 8          | 8-0         | 11-2-0*        | 622,436          | 77,804             |
| 2002 | 8          | 6-2         | 7-7-0*         | 622,415          | 77,802             |
| 2003 | 7          | 6-1         | 10-3-0*        | 544,276          | 77,754             |
| 2004 | 6          | 4-2         | 5-6-0          | 466,153          | 77,692             |
| 2005 | 7          | 5-2         | 8-4-0*         | 542,397          | 77,485             |
| 2006 | 7          | 6-1         | 9-5-0*         | 595,309          | 85,044             |
| 2007 | 7          | 4-3         | 5-7-0          | 591,506          | 84,501             |
| 2008 | 8          | 6-2         | 9-4-0*         | 680,564          | 85,070             |
| 2009 | 7          | 5-2         | 10-4-0*        | 601,216          | 85,888             |
| 2010 | 7          | 6-1         | 10-4-0*        | 599,648          | 85,664             |
| 2011 | 7          | 6-1         | 9-4-0*         | 596,871          | 85,267             |
| 2012 | 7          | 7-0         | 10-4-0*        | 598,617          | 85,517             |
| 2013 | 8          | 5-3         | 9-4-0*         | 727,460          | 90,933             |
| 2014 | 7          | 6-1         | 9-4-0*         | 638,744          | 91,249             |
| 2015 | 7          | 3-4         | 6-7*           | 629,983          | 89,998             |
| 2016 | 7          | 7-0         | 9-4*           | 631,402          | 90,200             |
| 2017 | 6          | 2-5         | 4-8            | 628,583          | 89,798             |
| 2018 | 7          | 4-3         | 4-8            | 623,240          | 89,034             |
| 2019 | 7          | 3-4         | 5-7            | 625,436          | 89,348             |
| 2020 | 3          | 1-2         | 3-5            | NA               | NA                 |
| 2021 | 7          | 3-4         | 3-9            | 603,214          | 86,173             |
| 2022 | 7          | 2-5         | 4-8            | 606,460          | 86,637             |
| 2023 | 7          | 4-3         | 5-7            | 607,615          | 86,802             |

\*Bowl game included.

# Memorial Stadium Records

## Team Records

**Largest Crowd:** 91,585; Miami, Sept. 20, 2014  
**Largest Crowd (Non-Conference):** 91,585, Miami, Sept. 20, 2014  
**Largest Crowd (Conference):** 91,260, Iowa, Nov. 29, 2013  
**Most Home Games Won:** 8; 2001  
**Fewest Home Games Won:** 0; 1947, 1951, 1957  
**Most Home Games Lost:** 5; 1947, 1951, 1957, 2017, 2022  
**Biggest Victory Margin:** 68; 68-0, New Mexico State, Sept. 18, 1982  
**Biggest Victory Margin (Conference):** 63; 77-14; Iowa State, Nov. 15, 1997  
**Most Points Both Teams (Conference):** 105 (NU 63, Oklahoma State 42, HC), Oct. 15, 1988  
**Most Points Both Teams (Non-Conference):** 105 (NU 77, Arizona State 28), Sept. 16, 1995  
**Most Points by NU:** 77; Arizona St., Sept. 16, 1995; Iowa State, Nov. 15, 1997  
**Most Points by NU (Conference):** 77; Iowa St., Nov. 15, 1997  
**Most Points by an Opponent:** 61; Minnesota (61-7), Oct. 6, 1945  
**Most Points by an Opponent (Conference):** 56; Ohio State (56-14), Oct. 14, 2017  
**Most Points by Nebraska, Any Quarter:** 48; vs. Colorado, Oct. 22, 1983  
**Most Points by Nebraska, First Half:** 63; Arizona St., Sept. 16, 1995; Iowa St., Nov. 15, 1997  
**Most Points by Nebraska, Second Half:** 55; Colorado, Oct. 22, 1983  
**Biggest Losing Margin to Opponent:** 54; Minnesota (61-7), Oct. 6, 1945  
**Biggest Losing Margin to Opponent (Conference):** 48; Oklahoma (48-0), Oct. 22, 1949  
**Most Yards Rushing:** 677 (NCAA record); NU vs. New Mexico State, Sept. 18, 1982 (78 att.)  
**Most Yards Passing:** 590; Louisiana Tech, Aug. 29, 1998 (46 comp., 68 att.)  
**Most Total-Offense Yards:** 883; NU vs. New Mexico St., Sept. 18, 1982 (677 rush, 206 pass, 104 att.)  
**Most First Downs by Rush:** 36 (NCAA record); NU vs. New Mexico State, Sept. 18, 1982  
**Most First Downs by Pass:** 24; Nebraska vs. Iowa State, Oct. 1, 2005  
**Most Total First Downs:** 44; NU vs. Utah State, Sept. 7, 1991  
**Fewest Yards Rushing Allowed, Game:** (-45); NU vs. Kansas State, Oct. 16, 1976 (39 att.)  
**Fewest Yards Passing Allowed:** 0; several times, most recent, NU vs. Nicholls St., Sept. 9, 2006  
**Fewest Total-Offense Yards Allowed:** 31; NU vs. South Dakota St., Sept. 21, 1963 (-17 rush, 48 pass)  
**Most Quarterback Sacks:** 11; NU vs. Oregon State, Sept. 30, 1989 (89 yards); vs. Maine, Sept. 3, 2005 (69 yards)  
**Kickoff Return Yards:** 248; Iowa State, Nov. 15, 1997 (10 returns)  
**Punt Return Yards:** 205; NU vs. Utah State, Sept. 5, 1987 (6 returns)  
**Turnovers:** 8; NU vs. Colorado, Oct. 21, 1967 (4 fumbles lost, 4 interceptions thrown); Texas A&M, Oct. 18, 2004 (5 INT, 3 fumbles lost) NU vs. Iowa State, Oct. 24, 2009 (3 INT, 5 fumbles lost)  
**Most Interceptions Thrown:** 7; Kansas State, Nov. 14, 1970  
**Most Penalties:** 20 (170 yards); Notre Dame, Oct. 16, 1948  
**NU Record vs. All Opponents:** 432-150-13 (.737)  
**NU Record vs. Conference:** 243-97-5 (.712)  
**Longest NU Win Streak:** 47; 1991-98  
**Longest NU Win Streak vs. Conference:** 28; 1991-98  
**Unbeaten Home Seasons:** 33  
**Perfect Home Seasons:** 27  
**Consecutive Sellout Crowds:** 396; 1962-present  
**Current Nebraska Win Streak:** None  
**Current NU Regular-Season Conference Win Streak:** None

## Individual Records

**Most Yards Rushing:** 307; Roy Helu Jr., vs. Missouri, Oct. 30, 2010 (28 att., 3 TD)  
**Most Rushing Attempts:** 38; Rex Burkhead, vs. Iowa, Nov. 25, 2011 (160 yards, 1 TD); Eric Bieniemy, Colorado, Nov. 3, 1990 (137 yards, 4 TD)  
**Most Rushing Touchdowns:** 4; many times, most recent, Jorvorskie Lane, Texas A&M, Oct. 20, 2007  
**Longest Run:** 99 (TD); Gale Sayers, Kansas, Nov. 9, 1963  
**Most Yards Passing:** 590; Tim Rattay, Louisiana Tech, Aug. 29, 1998 (68 att., 46 comp.)  
**Most Pass Attempts:** 68; Tim Rattay, Louisiana Tech, Aug. 29, 1998 (46 comp., 590 yards)  
**Most Pass Completions:** 46; Tim Rattay, Louisiana Tech, Aug. 29, 1998 (68 att., 590 yards)  
**Most Passing Touchdowns:** 7; Joe Ganz vs. Kansas State, Nov. 10, 2007 (40 att.)  
**Most Interceptions Thrown:** 7; Lynn Dickey, Kansas State, Nov. 14, 1970 (47 att.)  
**Most Total-Offense Yards:** 568; Tim Rattay, Louisiana Tech, Aug. 29, 1998 (-22 rush, 590 pass)  
**Most Total-Offense Attempts:** 74; Tim Rattay, Louisiana Tech, Aug. 29, 1998 (6 rush, 68 pass)  
**Most Receiving Yards:** 405; Troy Edwards, Louisiana Tech, Aug. 29, 1998 (21 rec., 3 TD)  
**Most Receptions:** 21; Troy Edwards, Louisiana Tech, Aug. 29, 1998 (405 yards, 3 TD)  
**Most Touchdown Receptions:** 3; five times, most recent, Frantz Hardy vs. Kansas St., Nov. 10, 2007  
**Longest Touchdown Reception:** 98 (TD); Joe Stewart from Pete Woods, Missouri, Oct. 23, 1976  
**Most All-Purpose Yards:** 424; Troy Edwards, Louisiana Tech, Aug. 29, 1998 (23 att.)  
**Most Tackles:** 31; Ryan Greenhagen, Fordham Sept. 4, 2021 (13 UT, 18 AT)  
**Most Tackles for Loss:** 7; Jim Skow vs. Missouri, Oct. 19, 1985 (40 yards)  
**Most Sacks:** 4; five times, most recent, Mike Rucker vs. Texas Tech, Oct. 19, 1996 (24 yards)  
**Most PBU:** 7, Ralph Brown vs. Colorado, Nov. 29, 1996  
**Most Interceptions:** 3; Dana Stephenson vs. Colorado, Nov. 1, 1969; Joe Blahak vs. Kansas State, Nov. 14, 1970; Matt O'Hanlon vs. Oklahoma, Nov. 7, 2009  
**Longest Interception Return:** 98 (TD); Aaron Sam, McNeese State vs. Nebraska, Sept. 6, 2014  
**Longest Kickoff Return:** 100 (TD); Ameer Abdullah vs. Fresno State, Sept. 10, 2011; Tracy Lampley, Southern Miss, Sept. 1, 2012  
**Longest Punt Return:** 95 (TD); Eric Hagg vs. Texas, Oct. 16, 2010  
**Longest Punt:** 93; Don Birdsey, Kansas State, Nov. 8, 1980  
**Most Field Goals:** 5; Brian Franco, Penn State, Sept. 26, 1981 (5 att.); Bruce Kallmeyer, Kansas, Oct. 31, 1981 (5 att.); Drew Brown, Nebraska vs. Southern Miss, Sept. 26, 2015 (7 att.)  
**Longest Field Goal:** 57; Alex Henery, vs. Colorado, Nov. 28, 2008

**Huskers' Top 10 Home Crowds**

| No. | Attend. | Opponent                   | Date       |
|-----|---------|----------------------------|------------|
| 1.  | 91,585  | Miami (W, 41-31)           | 9-20-2014  |
| 2.  | 91,471  | UCLA (L, 21-41)            | 9-14-2013  |
| 3.  | 91,441  | Florida Atlantic (W, 55-7) | 8-30-2014  |
| 4.  | 91,260  | Iowa (L, 17-38)            | 11-29-2013 |
| 5.  | 91,255  | Illinois (W, 45-14)        | 9-27-2014  |
| 6.  | 91,186  | Minnesota (L, 24-28)       | 11-22-2014 |
| 7.  | 91,185  | Wyoming (W, 37-34)         | 8-31-2013  |
| 8.  | 91,140  | Northwestern (W, 27-24)    | 11-2-2013  |
| 9.  | 91,107  | Purdue (W, 35-14)          | 11-1-2014  |
| 10. | 91,088  | Rutgers (W, 42-24)         | 10-25-2014 |

**Top Crowd for Non-Conference Opponent**

|        |                  |           |
|--------|------------------|-----------|
| 91,585 | Miami (W, 41-31) | 9-20-2014 |
|--------|------------------|-----------|

**Top 10 Average Overall Attendance (All Games)**

| No. | Year | Games | Record | Total     | Average |
|-----|------|-------|--------|-----------|---------|
| 1.  | 2018 | 12    | 4-8-0  | 1,031,202 | 85,934  |
| 2.  | 2013 | 13    | 9-4-0  | 1,096,097 | 84,315  |
| 3.  | 2011 | 13    | 9-4-0  | 1,043,031 | 80,233  |
| 4.  | 2022 | 12    | 4-8-0  | 943,673   | 78,639  |
| 5.  | 2014 | 13    | 9-4-0  | 1,006,253 | 77,404  |
| 6.  | 2017 | 12    | 4-8-0  | 918,096   | 76,508  |
| 7.  | 2021 | 12    | 3-9-0  | 912,593   | 76,049  |
| 8.  | 2006 | 14    | 9-5-0  | 1,063,622 | 75,973  |
| 9.  | 2008 | 13    | 9-4-0  | 983,745   | 75,673  |
| 10. | 2010 | 14    | 10-4-0 | 1,057,435 | 75,531  |

**Top 10 Average Home Attendance**

| No. | Year | Games | Record | Total   | Average |
|-----|------|-------|--------|---------|---------|
| 1.  | 2014 | 7     | 9-4-0  | 638,744 | 91,249  |
| 2.  | 2013 | 8     | 9-4-0  | 727,466 | 90,933  |
| 3.  | 2016 | 7     | 9-4-0  | 631,402 | 90,200  |
| 4.  | 2015 | 7     | 6-7-0  | 629,983 | 89,998  |
| 5.  | 2017 | 7     | 4-8-0  | 628,583 | 89,798  |
| 6.  | 2019 | 7     | 5-7-0  | 625,436 | 89,348  |
| 7.  | 2018 | 7     | 4-8-0  | 623,240 | 89,034  |
| 8.  | 2023 | 7     | 5-7-0  | 607,615 | 86,802  |
| 9.  | 2022 | 7     | 4-8-0  | 606,460 | 86,637  |
| 10. | 2009 | 7     | 10-4-0 | 601,216 | 85,888  |

**Largest Crowds To See the Huskers**

| No. | Opponent                           | Attend. |
|-----|------------------------------------|---------|
| 1.  | at Michigan, Nov. 19, 2011         | 113,718 |
| 2.  | at Michigan, Nov. 9, 2013          | 112,204 |
| 3.  | at Michigan, Sept. 22, 2018        | 111,037 |
| 4.  | at Penn State, Sept. 14, 2002      | 110,753 |
| 5.  | at Michigan, Nov. 12, 2022         | 110,192 |
| 6.  | at Ohio State, Nov. 5, 2016        | 108,750 |
| 7.  | at Penn State, Nov. 12, 2011       | 107,903 |
| 8.  | at Penn State, Nov. 18, 2017       | 106,722 |
| 9.  | at Ohio State, Oct. 6, 2012        | 106,102 |
| 10. | at Ohio State, Nov. 3, 2018        | 104,245 |
| 11. | at Penn State, Nov. 23, 2012       | 98,517  |
| 12. | Miami (Rose Bowl), Jan. 3, 2002    | 93,781  |
| 13. | Stanford (Rose Bowl), Jan. 1, 1941 | 92,000  |
|     | at USC, Sept. 16, 2006             | 92,000  |



Series Records vs. Big Ten

Illinois Series

Games: 21  
Standing: Nebraska leads, 14-6-1  
At Lincoln: Nebraska leads, 9-3-0  
At Memorial Stadium: Nebraska leads, 5-3-0  
At Champaign: Nebraska leads, 5-3-1  
As Big Ten Foes: Nebraska leads, 7-4  
Current win streak (start): Nebraska, 1 game (2023)

| Date       | Site      | Rank<br>NU/ILL | Result | Score |
|------------|-----------|----------------|--------|-------|
| 10/24/1892 | Lincoln   | /              | W      | 6-0   |
| 11/26/1903 | Lincoln   | /              | W      | 16-0  |
| 11/24/1904 | Lincoln   | /              | W      | 16-10 |
| 11/30/1905 | Lincoln   | /              | W      | 24-6  |
| 10/6/1923  | Champaign | /              | L      | 7-24  |
| 10/4/1924  | Lincoln   | /              | L      | 6-9   |
| 10/3/1925  | Champaign | /              | W      | 14-0  |
| 9/26/1953  | Champaign | /              | T      | 21-21 |
| 9/21/1985  | Lincoln   | 18/            | W      | 52-25 |
| 9/20/1986  | Champaign | 6/             | W      | 59-14 |
| 10/5/2013  | Lincoln   | /              | W      | 39-19 |
| 9/27/2014  | Lincoln   | 21/            | W      | 45-14 |
| 10/3/2015  | Champaign | /              | L      | 13-14 |
| 10/1/2016  | Lincoln   | 15/            | W      | 31-16 |
| 9/29/2017  | Champaign | /              | W      | 28-6  |
| 11/10/2018 | Lincoln   | /              | W      | 54-35 |
| 9/21/2019  | Champaign | /              | W      | 42-38 |
| 11/21/2020 | Lincoln   | /              | L      | 23-41 |
| 8/28/2021  | Champaign | /              | L      | 22-30 |
| 10/29/2022 | Lincoln   | /17            | L      | 9-26  |
| 10/6/2023  | Champaign | /              | W      | 20-7  |
| 9/20/2024  | Lincoln   | /              |        |       |

| Series scoring | Total | Average |
|----------------|-------|---------|
| Nebraska       | 547   | 26.0    |
| Illinois       | 355   | 16.9    |

Highest NU score: 59 in 1986 (59-14)  
Widest NU margin: 45 in 1986 (59-14)  
Highest ILL score: 41 in 2020 (41-23)  
Widest ILL margin: 18 in 2020 (41-23)  
Highest-scoring game: 89 in 2018 (NU 54, ILL 35)  
Lowest-scoring game: 6 in 1892 (NU 6, ILL 0)  
Longest NU win streak: four games, three times  
Longest ILL win streak: three games, 2020-22  
Shutouts by (last time): NU 3 (1925), ILL none

**Series Notes:** Nebraska will meet Illinois for the 12th consecutive season since the Huskers joined the Big Ten, when the Big Red battle the Fighting Illini on Friday, Sept. 20, under the lights at Memorial Stadium in Lincoln. The 2024 game marks the sixth time since NU joined the Big Ten that the game will serve as the conference opener for both teams. Nebraska worked its way to a 20-7 win at Illinois in 2023 to snap a three-game series winning streak by the Illini and give Coach Matt Rhule his first Big Ten win with the Huskers. The 2021 game was originally scheduled to be played in Dublin, Ireland, but was moved to Champaign because of COVID-19. The Aug. 28, 2021 game was the earliest conference game in Husker history before opening with Northwestern in Dublin on Aug. 27, 2022. Nebraska is 7-4 against Illinois as Big Ten foes, but the Illini have won three of the last four games. The Huskers are 9-3 against Illinois in Lincoln, but Illinois has won its last two trips to Nebraska. NU's 54-35 win in 2018 marked the Huskers first 50-point game in Big Ten Conference play. The only meetings between 1953 and 2013 came in 1985 and 1986 when the Huskers swept a home-and-home series. One of the more memorable wins in the first half-century of Nebraska football was a 14-0 victory over Red Grange and the Illini on Oct. 3, 1925. It was the only time in Grange's career that he was held scoreless in a home game. NU's second-ever meeting with a Big Ten school came in a 6-0 win against Illinois on Oct. 24, 1892. NU opened the series with four straight wins in Lincoln from 1892 to 1905. Illinois was ranked (17th) for the first time in series history prior to its 26-9 win over the Huskers in Lincoln, Oct. 29, 2022.

Indiana Series

Games: 22  
Standing: Indiana leads, 10-9-3  
At Lincoln: Indiana leads, 8-6-2  
At Memorial Stadium: Indiana leads, 8-6-2  
At Bloomington: Nebraska leads, 3-2-1  
As Big Ten Foes: Nebraska leads, 2-1  
Current win streak (start): Nebraska, one game (2022)

| Date       | Site        | Rank<br>NU/IND | Result | Score |
|------------|-------------|----------------|--------|-------|
| 10/17/1936 | Lincoln     | /              | W      | 13-9  |
| 10/30/1937 | Lincoln     | 11/            | W      | 7-0   |
| 10/15/1938 | Lincoln     | /              | T      | 0-0   |
| 9/30/1939  | Bloomington | /              | T      | 7-7   |
| 10/12/1940 | Lincoln     | /              | W      | 13-7  |
| 10/18/1941 | Lincoln     | 15/            | L      | 13-21 |
| 10/10/1942 | Lincoln     | /              | L      | 0-12  |
| 10/9/1943  | Lincoln     | /              | L      | 13-54 |
| 10/14/1944 | Bloomington | /19t           | L      | 0-54  |
| 10/13/1945 | Bloomington | /8             | L      | 14-54 |
| 10/26/1946 | Lincoln     | /              | L      | 7-27  |
| 9/27/1947  | Lincoln     | /              | L      | 0-17  |
| 9/30/1950  | Lincoln     | /              | T      | 20-20 |
| 10/20/1956 | Lincoln     | /              | L      | 14-19 |
| 10/17/1959 | Lincoln     | /              | L      | 7-23  |
| 9/20/1975  | Lincoln     | 6/             | W      | 45-0  |
| 9/18/1976  | Bloomington | 8/             | W      | 45-13 |
| 10/1/1977  | Lincoln     | 11/            | W      | 31-13 |
| 9/30/1978  | Bloomington | 12/            | W      | 69-17 |
| 10/15/2016 | Bloomington | 10/            | W      | 27-22 |
| 10/26/2019 | Lincoln     | /              | L      | 31-38 |
| 10/1/2022  | Lincoln     | /              | W      | 35-21 |
| 10/19/2024 | Bloomington | /              |        |       |

| Series scoring | Total | Average |
|----------------|-------|---------|
| Nebraska       | 411   | 18.7    |
| Indiana        | 448   | 20.4    |

Highest NU score: 69 in 1978 (69-17)  
Widest NU margin: 52 in 1978 (69-17)  
Highest IND score: 54 in 1943 (54-13), 1944 (54-0), 1945 (54-14)  
Widest IND margin: 54 in 1944 (54-0)  
Highest-scoring game: 86 in 1978 (NU 69-17)  
Scoreless tie: 1938  
Longest NU win streak: five games, 1975-2016  
Longest IND win streak: seven games, 1941-47  
Longest IND unbeaten streak: 10 games, 1941-59  
Shutouts by (last time): NU 3 (1975), IND 4 (1947)

**Series Notes:** Nebraska and Indiana will meet for the fourth time as Big Ten foes and the 23rd time overall, when the Huskers and Hoosiers go head-to-head on Saturday, Oct. 19, 2024. It will be just the second meeting between the two teams in Bloomington in the last 46 seasons. Nebraska has won its last three trips to Indiana, including a 27-22 victory on Oct. 15, 2016, in the only previous meeting in Bloomington as Big Ten foes. Prior to 2016, the four previous meetings came under Coach Tom Osborne, and the Huskers posted a combined margin of 190-43. Those victories snapped a 10-game NU winless streak in the series that dated back to a 13-7 win over Indiana at Memorial Stadium in 1940. Nebraska went winless in its first three visits to Indiana, before getting a 45-13 non-conference win over the Hoosiers on Sept. 18, 1976 to start its current three-game winning streak in Bloomington. The Hoosiers were the last Big Ten team to visit Lincoln as Big Ten foes (since 2011) with a 2019 win over the Huskers at Memorial Stadium. Overall, 16 of the 22 games in the series have been played in Lincoln. IU has enjoyed success, posting an 8-6-2 record in its trips to Nebraska. In fact, from 1940 to 1959, Indiana went 7-0-1 at Memorial Stadium. Nebraska was ranked in the top 12 of the AP poll in five straight meetings with Indiana from 1976 to 2016, outscoring the Hoosiers 217-65 in those contests.

## Iowa Series

Games: 54

Standing: Nebraska leads, 30-21-3

At Lincoln: Nebraska leads, 15-8-1

At Memorial Stadium: Nebraska leads, 11-7-0

At Iowa City: Nebraska leads, 11-9-0

At Neutral Sites: 4-4-2 (Omaha 3-3-2, Council Bluffs 1-1-0)

As Big Ten Foes: Iowa leads, 9-4

Current win streak (start): Iowa, one game (2023)

| Date       | Site           | Rank<br>NU/IOWA | Result | Score      |
|------------|----------------|-----------------|--------|------------|
| 11/26/1891 | Omaha          | /               | L      | 0-22       |
| 11/24/1892 | Omaha          | /               | T      | 10-10      |
| 11/30/1893 | Omaha          | /               | W      | 20-18      |
| 11/29/1894 | Omaha          | /               | W      | 36-0       |
| 11/28/1895 | Omaha          | /               | W      | 6-0        |
| 11/26/1896 | Omaha          | /               | T      | 0-0        |
| 11/28/1896 | Omaha          | /               | L      | 0-6        |
| 11/25/1897 | Council Bluffs | /               | W      | 6-0        |
| 11/24/1898 | Council Bluffs | /               | L      | 5-6        |
| 11/4/1899  | Omaha          | /               | L      | 0-30       |
| 10/31/1903 | Iowa City      | /               | W      | 17-6       |
| 11/5/1904  | Lincoln        | /               | W      | 17-6       |
| 10/31/1908 | Iowa City      | /               | W      | 11-8       |
| 10/23/1909 | Lincoln        | /               | T      | 6-6        |
| 11/22/1913 | Lincoln        | /               | W      | 12-0       |
| 11/21/1914 | Iowa City      | /               | W      | 16-7       |
| 11/20/1915 | Lincoln        | /               | W      | 52-7       |
| 11/26/1916 | Iowa City      | /               | W      | 34-17      |
| 10/13/1917 | Lincoln        | /               | W      | 47-0       |
| 10/5/1918  | Lincoln        | /               | L      | 0-12       |
| 10/4/1919  | Iowa City      | /               | L      | 0-18       |
| 11/22/1930 | Iowa City      | /               | L      | 7-12       |
| 11/7/1931  | Lincoln        | /               | W      | 7-0        |
| 11/5/1932  | Iowa City      | /               | W      | 14-13      |
| 11/25/1933 | Lincoln        | /               | W      | 7-6        |
| 10/13/1934 | Lincoln        | /               | W      | 14-13      |
| 11/20/1937 | Lincoln        | 11/             | W      | 28-0       |
| 11/19/1938 | Iowa City      | /               | W      | 14-0       |
| 11/9/1940  | Lincoln        | 12/             | W      | 14-6       |
| 11/22/1941 | Lincoln        | /               | W      | 14-13      |
| 9/26/1942  | Iowa City      | /               | L      | 0-27       |
| 11/20/1943 | Lincoln        | /               | L      | 13-33      |
| 11/4/1944  | Iowa City      | /               | L      | 6-27       |
| 11/24/1945 | Lincoln        | /               | W      | 13-6       |
| 10/12/1946 | Iowa City      | /               | L      | 7-21       |
| 9/22/1979  | Iowa City      | 7/              | W      | 24-21      |
| 9/20/1980  | Lincoln        | 6/              | W      | 57-0       |
| 9/12/1981  | Iowa City      | 7/              | L      | 7-10       |
| 9/11/1982  | Lincoln        | 3/              | W      | 42-7       |
| 9/4/1999   | Iowa City      | 5/              | W      | 42-7       |
| 9/23/2000  | Lincoln        | 1/              | W      | 42-13      |
| 11/25/2011 | Lincoln        | 21/             | W      | 20-7       |
| 11/23/2012 | Iowa City      | 17/             | W      | 13-7       |
| 11/29/2013 | Lincoln        | /               | L      | 17-38      |
| 11/28/2014 | Iowa City      | /               | W      | 37-34 (ot) |
| 11/27/2015 | Lincoln        | /3              | L      | 20-28      |
| 11/25/2016 | Iowa City      | 17/             | L      | 10-40      |
| 11/24/2017 | Lincoln        | /               | L      | 14-56      |
| 11/23/2018 | Iowa City      | /               | L      | 28-31      |
| 11/29/2019 | Lincoln        | /24             | L      | 24-27      |
| 11/27/2020 | Iowa City      | /               | L      | 20-26      |
| 11/26/2021 | Lincoln        | /17             | L      | 21-28      |
| 11/25/2022 | Iowa City      | /               | W      | 24-17      |
| 11/24/2023 | Lincoln        | /               | L      | 10-13      |
| 11/29/2024 | Iowa City      |                 |        |            |

| Series scoring | Total | Average |
|----------------|-------|---------|
| Nebraska       | 925   | 17.1    |
| Iowa           | 759   | 14.1    |

Highest NU score: 57 in 1980

Widest NU margin: 57 in 1980 (57-0)

Highest Iowa score: 56 in 2017 (56-14)

Widest Iowa margin: 42 in 2017 (56-14)

Highest-scoring game: 71 in 2014 (NU 37, IOWA 34 OT)

Scoreless tie: 1896

Longest NU win streak: eight games, 1931-41

Longest Iowa win streak: seven games, 2015-21

Shutouts by (last time): NU 10 (1980), Iowa 7 (1942)

**Series Notes:** Nebraska and Iowa began the Heroes Game tradition with the first meeting as Big Ten opponents in 2011. The road team has won nine of the past 12 games. Nebraska suffered a narrow 13-10 loss to Iowa in Lincoln on the Friday after Thanksgiving in 2023. It marked the sixth consecutive game in the series decided by a touchdown or less. Nebraska snapped Iowa's series-long seven-game winning streak with a 24-17 win in Iowa City in 2022. The two schools have met on Black Friday for 13 straight seasons since Nebraska joined the Big Ten in 2011. Nebraska has played on Black Friday each season since 1990, including matchups with Oklahoma (1990-95), Colorado (1996-2010) and Iowa (2011-present). Iowa's 56 points in 2017 were the most points the Hawkeyes have scored in 54 meetings with the Huskers. Iowa was ranked No. 3 entering the 2015 game in Lincoln, the first time NU faced a ranked Hawkeye team (Iowa was also ranked in 2019 and 2021). In 2014, Nebraska rallied from a 17-point second-half deficit, tying the largest road comeback in school history. The Huskers prevailed 37-34 in overtime. No. 1 Nebraska rolled to a 42-13 win at Memorial Stadium in 2000 in the final non-conference meeting, a year after the No. 5 Huskers cruised to a 42-7 victory in Iowa City in 1999. NU was ranked at game time in eight straight meetings from 1979 to 2012. The Huskers were 7-1 in those contests, suffering a 10-7 defeat to the Hawkeyes on Sept. 12, 1981. Nebraska held the Hawkeyes to 13 or fewer points in seven straight matchups from 1980 through 2012. NU is 15-8-1 all-time against Iowa in Lincoln, including 11-7 at Memorial Stadium. The first true home game in the series was played at Iowa City on Oct. 31, 1903, with Nebraska coming away with a 17-6 win. The previous 10 meetings had come on neutral fields in the Omaha/Council Bluffs area with the two teams battling to a 4-4-2 deadlock.

## Maryland Series

Games: 3

Standing: Nebraska leads, 2-1-0

At Lincoln: Series tied, 1-1-0

At Memorial Stadium: Series tied, 1-1-0

At College Park: Nebraska leads, 1-0-0

As Big Ten Foes: Nebraska leads, 2-1

Current win streak (start): Maryland, one game (2023)

| Date       | Site         | Rank<br>NU/MD | Result | Score |
|------------|--------------|---------------|--------|-------|
| 11/19/2016 | Lincoln      | 19/           | W      | 28-7  |
| 11/23/2019 | College Park | /             | W      | 54-7  |
| 11/11/2023 | Lincoln      | /             | L      | 10-13 |

| Series scoring | Total | Average |
|----------------|-------|---------|
| Nebraska       | 92    | 30.7    |
| Maryland       | 27    | 9.0     |

Highest NU score: 54 in 2019 (54-7)

Widest NU margin: 47 in 2019 (54-7)

Highest MD score: 13 in 2023 (13-10)

Widest MD margin: 3 in 2023 (13-10)

Highest-scoring game: 61 in 2019 (NU 54, MD 7)

Lowest-scoring game: 23 in 2023 (MD 13, NU 10)

Longest NU win streak: two games, 2016-19

Longest MD win streak: one game, 2023-present

Shutouts by (last time): none

**Series Notes:** Nebraska and Maryland met for the first time in 2016, with NU winning 28-7 in Lincoln. Nebraska held Maryland scoreless for the first three quarters and allowed only 207 yards. Nebraska's trip to Maryland in 2019 marked the Huskers' first-ever game in the state of Maryland. Before that meeting, the Terrapins were the only Big Ten team Nebraska had not played on the road. The Huskers won 54-7 in the 2019 meeting, marking Nebraska's largest margin of victory in a Big Ten Conference game at the time. Maryland earned its

first series win with a 13-10 victory in Lincoln in 2023. It was one of three conference games that Nebraska lost by a score of 13-10 in 2023 (at Minnesota, Iowa) and one of four league contests the Big Red lost by a field goal (20-17, at Michigan State). The Huskers and Terrapins are scheduled to meet again in College Park in 2025.

## Michigan Series

**Games:** 13

**Standing:** Michigan leads, 8-4-1

**At Lincoln:** Michigan leads, 2-1-1

**At Memorial Stadium:** Michigan leads, 2-1-0

**At Ann Arbor:** Michigan leads, 5-2-0

**At Neutral Sites:** Series tied, 1-1-0

**As Big Ten Foes:** Michigan leads, 5-2-0

**Current win streak (start):** Michigan, three games (2018)

| Date       | Site          | Rank<br>NU/MICH | Result | Score |
|------------|---------------|-----------------|--------|-------|
| 10/21/1905 | Ann Arbor     | /               | L      | 0-31  |
| 11/25/1911 | Lincoln       | /               | T      | 6-6   |
| 10/27/1917 | Ann Arbor     | /               | L      | 0-20  |
| 9/29/1962  | Ann Arbor     | /               | W      | 25-13 |
| 1/1/1986   | Tempe*        | 7/5             | L      | 23-27 |
| 12/28/2005 | San Antonio** | /20             | W      | 32-28 |
| 11/19/2011 | Ann Arbor     | 17/20           | L      | 17-45 |
| 10/27/2012 | Lincoln       | /20             | W      | 23-9  |
| 11/9/2013  | Ann Arbor     | /               | W      | 17-13 |
| 9/22/2018  | Ann Arbor     | /19             | L      | 10-56 |
| 10/9/2021  | Lincoln       | /9              | L      | 29-32 |
| 11/12/2022 | Ann Arbor     | /3              | L      | 3-34  |
| 9/30/2023  | Lincoln       | /2              | L      | 7-45  |

\*Fiesta Bowl; \*\*Alamo Bowl

| Series scoring | Total | Average |
|----------------|-------|---------|
| Nebraska       | 192   | 14.8    |
| Michigan       | 359   | 27.6    |

**Highest NU score:** 32 in 2005

**Widest NU margin:** 14 (23-9) in 2012

**Highest MICH score:** 56 in 2018

**Widest MICH margin:** 46 (56-10) in 2018

**Highest-scoring game:** 66 in 2018 (MICH 56, NU 10)

**Lowest-scoring game:** 12 in 1911 (NU 6, MICH 6)

**Longest NU win streak:** two games, 2012-13

**Longest MICH win streak:** four games, 2018-present

**Shutouts by (last time):** NU none, MICH 2 (1917)

**Series Notes:** Nebraska and Michigan met for the third consecutive season in 2024, with the eventual national champion Wolverines running to a 45-7 win over the Huskers in Lincoln. Nebraska and Michigan had met just once in the previous seven seasons (2018) dating back to 2013. The Huskers faced Michigan in each of their first three seasons in the Big Ten, going 2-1 in those three contests from 2011 to 2013. Only four of the 13 all-time meetings have been played in Lincoln, but the Wolverines are scheduled to return to Memorial Stadium in 2025. The 2012 game in Lincoln was Michigan's first trip to Lincoln in 101 years and the first-ever game between the schools at Memorial Stadium. Michigan's only other trip to Lincoln came on Nov. 25, 1911, when the teams battled to a 6-6 tie. First-year Nebraska head coach Bob Devaney led the Cornhuskers to a 25-13 victory over the Wolverines in Ann Arbor on Sept. 29, 1962. Between 1962 and 2011, the two traditional powerhouses split a pair of bowl matchups, with No. 5 Michigan defeating No. 7 Nebraska, 27-23, on Jan. 1, 1986, in the Fiesta Bowl following the 1985 regular season. NU knocked off No. 20 Michigan, 32-28, in the 2005 Alamo Bowl, posting the largest bowl comeback in school history.

## Michigan State Series

**Games:** 13

**Standing:** Nebraska leads, 9-4-0

**At Lincoln:** Nebraska leads, 6-1-0

**At Memorial Stadium:** Nebraska leads, 4-1-0

**At East Lansing:** Michigan State leads, 3-2-0

**At Neutral Sites:** Nebraska leads, 1-0-0

**As Big Ten Foes:** Series tied, 4-4

**Current win streak (start):** Michigan State, two games (2021)

| Date       | Site         | Rank<br>NU/MSU | Result | Score      |
|------------|--------------|----------------|--------|------------|
| 10/24/1914 | Lincoln      | /              | W      | 24-0       |
| 11/20/1920 | Lincoln      | /              | W      | 35-7       |
| 9/9/1995   | East Lansing | 2/             | W      | 50-10      |
| 9/7/1996   | Lincoln      | 1/             | W      | 55-14      |
| 12/29/2003 | San Antonio* | 22/            | W      | 17-3       |
| 10/29/2011 | Lincoln      | 13/9           | W      | 24-3       |
| 11/3/2012  | East Lansing | 21/            | W      | 28-24      |
| 11/16/2013 | Lincoln      | /14            | L      | 28-41      |
| 10/4/2014  | East Lansing | 19/10          | L      | 22-27      |
| 11/7/2015  | Lincoln      | /6             | W      | 39-38      |
| 11/17/2018 | Lincoln      | /              | W      | 9-6        |
| 9/25/2021  | East Lansing | /20            | L      | 20-23 (OT) |
| 11/4/2023  | East Lansing | /              | L      | 17-20      |

\*Alamo Bowl

| Series scoring | Total | Average |
|----------------|-------|---------|
| Nebraska       | 368   | 28.3    |
| Michigan State | 216   | 16.6    |

**Highest NU score:** 55 in 1996

**Widest NU margin:** 41 in 1996 (55-14)

**Highest MSU score:** 41 in 2013 (28-41)

**Widest MSU margin:** 13 in 2013 (28-41)

**Highest-scoring game:** 77 in 2015

**Longest NU win streak:** seven games, 1914-2012

**Longest MSU win streak:** two games, twice

**Shutouts by (last time):** NU 1 (1914), MSU none

**Series Notes:** Six of the eight meetings since Nebraska joined the Big Ten have been decided by five or fewer points, including each of the past five matchups. Michigan State managed a 20-17 win over the Huskers in East Lansing in 2023, one of four Big Ten losses by a field goal for the Huskers in 2023 (at Minnesota, Maryland, Iowa). It was the third straight game in the series with the Spartans decided by a field goal. Since Nebraska joined the Big Ten in 2011, the series with Michigan State is tied, 4-4, with the Huskers owning a narrow 187-182 edge in combined scoring. Nebraska defeated Michigan State, 9-6, in Lincoln in 2018, winning without a touchdown for the first time since a 3-0 win over Kansas State in 1937. Nebraska's 39-38 win over No. 6 MSU in 2015 marked just the third time in school history an unranked Nebraska team defeated a top-10 opponent. It was also the highest-ranked team NU had defeated in 14 seasons. MSU posted its first two wins in the series in 2013 and 2014. Nebraska's rally from a 10-point fourth-quarter deficit marked one of four second-half double-digit comebacks in 2012. The Spartans were held to 14 or fewer points in each of the first six meetings, including three points in consecutive meetings in 2003 and 2011. NU's win over No. 9 Michigan State in 2011 marked the second straight year the Huskers defeated a top-10 team in Lincoln. Second-ranked Nebraska posted a 50-10 victory at Michigan State in 1995, in the Huskers' first trip to East Lansing. Nebraska and Michigan State are scheduled to meet in Lincoln in 2025, which will be the first trip for the Spartans to Memorial Stadium since 2018.

# Minnesota Series

Games: 64

Standing: Minnesota leads, 37-25-2

At Lincoln: Nebraska leads, 12-11-0

At Memorial Stadium: Nebraska leads, 11-9-0

At Minneapolis: Minnesota leads, 25-13-2

At Neutral Sites: Minnesota leads, 1-0-0

As Big Ten Foes: Minnesota leads, 8-5-0

Current win streak (start): Minnesota, five games (2019)

| Date       | Site        | Rank<br>NU/UM | Result | Score |
|------------|-------------|---------------|--------|-------|
| 11/29/1900 | Lincoln     | /             | L      | 12-20 |
| 10/12/1901 | Minneapolis | /             | L      | 0-19  |
| 10/18/1902 | Minneapolis | /             | W      | 6-0   |
| 10/29/1904 | Minneapolis | /             | L      | 12-16 |
| 11/18/1905 | Minneapolis | /             | L      | 0-35  |
| 11/3/1906  | Minneapolis | /             | L      | 0-13  |
| 10/19/1907 | Minneapolis | /             | L      | 5-8   |
| 10/17/1908 | Minneapolis | /             | T      | 0-0   |
| 10/16/1909 | Omaha       | /             | L      | 0-14  |
| 10/15/1910 | Minneapolis | /             | L      | 0-27  |
| 10/21/1911 | Minneapolis | /             | L      | 3-21  |
| 10/19/1912 | Minneapolis | /             | L      | 0-13  |
| 10/18/1913 | Lincoln     | /             | W      | 7-0   |
| 10/18/1919 | Minneapolis | /             | T      | 6-6   |
| 10/15/1932 | Minneapolis | /             | L      | 6-7   |
| 10/3/1934  | Minneapolis | /             | L      | 0-20  |
| 10/12/1935 | Lincoln     | /             | L      | 7-12  |
| 10/10/1936 | Minneapolis | /             | L      | 0-7   |
| 10/2/1937  | Lincoln     | /             | W      | 14-9  |
| 10/1/1938  | Minneapolis | /             | L      | 7-16  |
| 10/7/1939  | Lincoln     | /             | W      | 6-0   |
| 10/5/1940  | Minneapolis | /             | L      | 7-13  |
| 11/8/1941  | Minneapolis | /2            | L      | 0-9   |
| 10/17/1942 | Lincoln     | /14           | L      | 2-15  |
| 10/2/1943  | Minneapolis | /             | L      | 0-54  |
| 9/30/1944  | Minneapolis | /             | L      | 0-39  |
| 10/6/1945  | Lincoln     | /             | L      | 7-61  |
| 9/28/1946  | Minneapolis | /             | L      | 6-33  |
| 10/4/1947  | Lincoln     | /             | L      | 13-28 |
| 10/2/1948  | Minneapolis | /             | L      | 13-39 |
| 10/1/1949  | Lincoln     | /             | L      | 6-28  |
| 10/7/1950  | Minneapolis | /             | W      | 32-26 |
| 10/20/1951 | Minneapolis | /             | L      | 20-39 |
| 11/15/1952 | Lincoln     | /             | L      | 7-13  |
| 9/25/1954  | Minneapolis | /             | L      | 7-19  |
| 9/26/1959  | Minneapolis | /             | W      | 32-12 |
| 9/24/1960  | Lincoln     | 12/           | L      | 14-26 |
| 9/28/1963  | Minneapolis | /             | W      | 14-7  |
| 9/26/1964  | Minneapolis | /             | W      | 26-21 |
| 9/30/1967  | Lincoln     | 7/            | W      | 7-0   |
| 9/28/1968  | Minneapolis | 9/17          | W      | 17-14 |
| 10/4/1969  | Minneapolis | /             | W      | 42-14 |
| 10/3/1970  | Minneapolis | 6/            | W      | 35-10 |
| 9/18/1971  | Lincoln     | 1/            | W      | 35-7  |
| 3/30/1972  | Lincoln     | 7/            | W      | 49-0  |
| 10/6/1973  | Minneapolis | 2/            | W      | 48-7  |
| 10/5/1974  | Lincoln     | 6/            | W      | 54-0  |
| 9/17/1983  | Minneapolis | 1/            | W      | 84-13 |
| 9/15/1984  | Lincoln     | 1/            | W      | 38-7  |
| 9/23/1989  | Minneapolis | 3/            | W      | 48-0  |
| 9/22/1990  | Lincoln     | 8/            | W      | 56-0  |
| 10/22/2011 | Minneapolis | 13/           | W      | 41-14 |
| 11/17/2012 | Lincoln     | 16/           | W      | 38-14 |
| 10/26/2013 | Minneapolis | /             | L      | 23-34 |
| 11/22/2014 | Lincoln     | 21/           | L      | 24-28 |
| 11/17/2015 | Minneapolis | /             | W      | 48-25 |
| 11/12/2016 | Lincoln     | 21/           | W      | 24-17 |
| 11/11/2017 | Minneapolis | /             | L      | 21-54 |
| 10/20/2018 | Lincoln     | /             | W      | 53-28 |
| 10/12/2019 | Minneapolis | /             | L      | 7-34  |
| 12/12/2020 | Lincoln     | /             | L      | 17-24 |
| 10/16/2021 | Minneapolis | /             | L      | 23-30 |
| 11/5/2022  | Lincoln     | /             | L      | 13-20 |
| 8/31/2023  | Minneapolis | /             | L      | 10-13 |

## Series scoring

Nebraska  
Minnesota

## Total

1,152  
1,152

## Average

18.0  
18.0

Highest NU score: 84 in 1983

Widest NU margin: 71 (84-13) in 1983

Highest UM score: 61 in 1945 (61-7)

Widest UM margin: 54 (61-7) in 1945

Highest-scoring game: 97 in 1983 (NU 84, UM 13)

Scoreless tie: 1908

Longest NU win streak: 16 games, 1963-2012

Longest UM win streak: 10 games, 1940-49

Shutouts by (last time): NU 9 (1990), UM 12 (1944)

**Series Notes:** Before Nebraska joined the Big Ten, Minnesota was Nebraska's most frequent opponent among conference schools, with 51 meetings between 1900 and 1990. NU is 5-8 against the Gophers as Big Ten foes, including five consecutive losses dating back to 2019. Each of the last four setbacks have been by a touchdown or less, including a 13-10 loss in the season opener in Minneapolis on Aug. 31, 2023. The Huskers faced the Gophers in each of NU's first 13 seasons in the Big Ten, before taking a year off with expansion in 2024. The teams are scheduled to meet again in Minneapolis in 2025. The 2020 game was played on Dec. 12, the first December game in Memorial Stadium history. Minnesota has won eight of the past 11 meetings since 2013 after the Huskers built a 16-game winning streak in the series. In the 2011 win, Nebraska scored the first 34 points, giving NU 145 consecutive points against the Gophers in three straight meetings. The first 14 of the wins in the 16-game streak came under Hall of Fame coaches Bob Devaney and Tom Osborne by a combined score of 553-100. NU was 8-0 against the Gophers under Devaney (225-73) and 6-0 under Osborne (328-27). Nebraska posted five shutouts in the winning streak. Nebraska defeated the Gophers for eight consecutive seasons from 1967 to 1974, including NU national championship seasons in 1970 (35-10 at Minneapolis) and 1971 (35-7 in Lincoln). NU posted back-to-back shutouts in the final two meetings in non-league games (1989, 1990), winning by a combined margin of 104-0. Minnesota's 1960 national championship team posted a 26-14 win over Bill Jennings' Huskers in Lincoln. The Gophers also beat NU on their way to AP national titles in 1936 (7-0, Minneapolis), 1940 (13-7, Minneapolis) and 1941 (9-0, Minneapolis). Minnesota has never played Nebraska as the nation's No. 1 team, while the Huskers have entered the game with Minnesota as the AP No. 1 three times (1971, 1983, 1984). In 1968, both teams were ranked at game time (NU 9, UM 17) for the only time in series history. Nebraska's 84 points in 1983 are the most scored by the Huskers during the modern era (since WWII). The 1983 offense had 790 total yards - the third-highest total in school history, including 595 rushing yards. In the first 37 games in the series, which dates to 1900, Minnesota posted a 29-6-2 record and shut out the Huskers 12 times. The Gophers' last shutout came in 1941, which marked the second win in a 10-game winning streak by Minnesota.

## Northwestern Series

Games: 17

Standing: Nebraska leads, 10-7-0

At Lincoln: Nebraska leads, 6-3-0

At Memorial Stadium: Nebraska leads, 5-3-0

At Evanston: Tied, 3-3

At Neutral Sites: Series tied, 1-1-0

As Big Ten Foes: Nebraska leads, 7-6

Current win streak (start): Nebraska, one game (2023)

| Date       | Site         | Rank<br>NU/NW | Result | Score |
|------------|--------------|---------------|--------|-------|
| 11/27/1902 | Lincoln      | /             | W      | 12-0  |
| 10/3/1931  | Evanston     | /             | L      | 7-19  |
| 9/28/1974  | Lincoln      | 10/           | W      | 49-7  |
| 12/30/2000 | San Antonio* | 9/18          | W      | 66-17 |
| 11/5/2011  | Lincoln      | 9/            | L      | 25-28 |
| 10/20/2012 | Evanston     | /             | W      | 29-28 |
| 11/2/2013  | Lincoln      | /             | W      | 27-24 |
| 10/18/2014 | Evanston     | 19/           | W      | 38-17 |
| 10/24/2015 | Lincoln      | /             | L      | 28-30 |

|            |          |     |   |            |
|------------|----------|-----|---|------------|
| 9/24/2016  | Evanston | 20/ | W | 24-13      |
| 11/4/2017  | Lincoln  | /   | L | 24-31 (OT) |
| 10/13/2018 | Evanston | /   | L | 31-34 (OT) |
| 10/5/2019  | Lincoln  | /   | W | 13-10      |
| 11/7/2020  | Evanston | /   | L | 13-21      |
| 10/2/2021  | Lincoln  | /   | W | 56-7       |
| 8/27/2022  | Dublin   | /   | L | 28-31      |
| 10/21/2023 | Lincoln  | /   | W | 17-9       |

\*Alamo Bowl

| Series scoring | Total | Average |
|----------------|-------|---------|
| Nebraska       | 487   | 28.6    |
| Northwestern   | 326   | 19.2    |

**Highest NU score:** 66 in 2000 (66-17)  
**Widest NU margin:** 49 in 2000 and 2021 (66-17, 56-7)  
**Highest NW score:** 34 in 2018 (34-31 OT)  
**Widest NW margin:** 12 in 1931 (19-7)  
**Highest-scoring game:** 83 in 2000 (NU 66, NW 17)  
**Lowest-scoring game:** 12 (NU 12, NW 0, in 1902)  
**Longest NU win streak:** three games, 2012-14  
**Longest NW win streak:** two games, 2017-18  
**Shutouts by (last time):** NU 1 (1902)

**Series Notes:** The Huskers and Northwestern met for each of Nebraska's first 13 seasons in the Big Ten, with the Big Red owning a 7-6 edge as conference foes following a 17-9 win in Lincoln in 2023. The two schools will not meet in 2024, before Northwestern returns to Lincoln in 2025. Nebraska lost a narrow 31-28 decision to Northwestern in the 2022 season opener (Aug. 27) in Dublin, Ireland, marking Nebraska's first game outside of the United States since 1992. Although the Big Ten series between the two teams has featured close games with 10 of the 13 games decided by eight points or less, Nebraska's 56-7 win in 2021 tied for the largest margin of victory in the series and marked Nebraska's largest margin of victory in a Big Ten game. Nebraska has twice defeated Northwestern on the final play of the game (Hail Mary, 2013; field goal, 2019), two of the three-walk off Husker wins in Memorial Stadium history. Nebraska is 3-2 at Ryan Field, including an overtime loss in 2018. Nebraska rallied from fourth-quarter deficits in both 2012 and 2013. Nebraska won 29-28 at Evanston in 2012, rallying from a 12-point fourth-quarter deficit to the largest fourth-quarter comeback in school history. The Huskers defeated Northwestern 66-17 in the 2000 Alamo Bowl. The game marked the highest point total by the Huskers in a bowl game. Dan Alexander rushed for a Nebraska bowl-game record 240 yards and two touchdowns. Nebraska won the first meeting in series history, 12-0, in Lincoln on Nov. 27, 1902—the only shutout in series history. Northwestern posted a 19-7 victory in the first meeting between the two schools in Evanston on Oct. 3, 1931.

Ohio State Series

**Games:** 10  
**Standing:** Ohio State leads, 9-1  
**At Lincoln:** Ohio State leads, 3-1  
**At Memorial Stadium:** Ohio State leads, 2-1  
**At Columbus:** Ohio State leads, 6-0  
**As Big Ten Foes:** Ohio State leads, 7-1  
**Current win streak (start):** Ohio State, seven games (2012)

| Date       | Site     | Rank   |   | Result | Score |
|------------|----------|--------|---|--------|-------|
|            |          | NU/OSU |   |        |       |
| 9/24/1955  | Columbus | /6     | L |        | 20-28 |
| 9/29/1956  | Columbus | /8     | L |        | 7-34  |
| 10/8/2011  | Lincoln  | 14/    | W |        | 34-27 |
| 10/6/2012  | Columbus | 21/12  | L |        | 38-63 |
| 11/5/2016  | Columbus | 10/6   | L |        | 3-62  |
| 10/14/2017 | Lincoln  | /9     | L |        | 14-56 |
| 11/3/2018  | Columbus | /8     | L |        | 31-36 |
| 9/28/2019  | Lincoln  | /5     | L |        | 7-48  |
| 10/24/2020 | Columbus | /5     | L |        | 17-52 |
| 11/6/2021  | Lincoln  | /6     | L |        | 17-26 |
| 10/26/2024 | Columbus | /      |   |        |       |

| Series scoring | Total | Average |
|----------------|-------|---------|
| Nebraska       | 188   | 18.8    |
| Ohio State     | 434   | 43.4    |

**Highest NU score:** 38 in 2012  
**Widest NU margin:** 7 in 2011 (34-27)  
**Highest OSU score:** 63 in 2012  
**Widest OSU margin:** 59 (62-3) in 2016  
**Highest-scoring game:** 101 in 2012 (OSU 63, NU 38)  
**Longest NU win streak:** one game, 2011  
**Longest OSU win streak:** seven games, 2012-present

**Series Notes:** Nebraska and Ohio State have played eight times as Big Ten opponents, including six straight seasons from 2016 to 2021. The two teams will meet in Columbus on Oct. 26, 2024. The first meeting in Lincoln was Nebraska's first-ever Big Ten home game on Oct. 8, 2011. That game featured the largest comeback victory in NU history, as the Huskers rallied from a 27-6 deficit for a 34-27 win. The 2016 contest was the first in the series between top-10 teams. Ohio State has been ranked in the top 10 in each of the last six games, including 2019 when ESPN College Gameday came to Lincoln for the first time since 2001. The 2020 game was just the eighth in college football history between two programs with 900 all-time wins. The 2020 contest (Oct. 24) marked Nebraska's latest season opener since also opening on Oct. 24 in 1892. The Buckeyes won the first two games in the series, a pair of meetings in the mid-1950s in Columbus, Ohio. In the first meeting, the No. 6 Buckeyes posted a 28-20 victory over a Bill Glassford-coached Cornhusker club. In the only other meeting, Michigan grad Pete Elliott led his only Nebraska team to Ohio State in a 34-7 loss to the No. 8 Buckeyes.

Oregon Series

**Games:** 8  
**Standing:** Nebraska leads, 6-2-0  
**At Lincoln:** Nebraska leads, 5-1-0  
**At Memorial Stadium:** Nebraska leads, 5-1-0  
**At Eugene:** Series tied, 1-1-0  
**As Big Ten Foes:** 0-0-0  
**Current win streak (start):** Oregon, one game (2017)

| Date      | Site    | Rank   |   | Result | Score |
|-----------|---------|--------|---|--------|-------|
|           |         | NU/ORE |   |        |       |
| 9/27/1952 | Eugene  | /      | W |        | 28-13 |
| 9/19/1953 | Lincoln | /      | L |        | 12-20 |
| 9/11/1971 | Lincoln | 2/     | W |        | 34-7  |
| 9/14/1974 | Lincoln | 7/     | W |        | 61-7  |
| 9/28/1985 | Lincoln | 16/    | W |        | 63-0  |
| 9/27/1986 | Lincoln | 4/     | W |        | 48-14 |
| 9/17/2016 | Lincoln | /22    | W |        | 35-32 |
| 9/9/2017  | Eugene  | /      | L |        | 35-42 |

| Series scoring | Total | Average |
|----------------|-------|---------|
| Nebraska       | 316   | 39.5    |
| Oregon         | 135   | 16.9    |

**Highest NU score:** 63 in 1985 (63-0)  
**Widest NU margin:** 63 in 1985 (63-0)  
**Highest ORE score:** 42 in 2017 (42-35)  
**Widest ORE margin:** 8 in 1953 (20-12)  
**Highest scoring game:** 77 in 2017 (ORE 42, NU 35)  
**Longest NU win streak:** five games, 1953-2016  
**Longest ORE win streak:** one game, 1952, 2017  
**Shutouts by (last time):** NU 1 (1985)

**Series Notes:** Oregon enters its first season in the Big Ten Conference in 2024, but is not scheduled to face Nebraska during the regular season. Nebraska leads the all-time series with Oregon 6-2, but the Ducks battled their way to a 42-35 win over the Huskers in the last meeting between the two schools in Eugene on Sept. 9, 2017. The Oregon win snapped a five-game series losing streak to Nebraska that dated back to 1953. The series dates back to 1952, when the Huskers defeated the Ducks 28-13 in the only other previous meeting in Oregon. Nebraska opened the 1953, 1971 and 1974 seasons with the Ducks in Lincoln. Nebraska entered the 1971 season at No. 2 in the AP poll as the defending national champion and rolled to a 34-7 win to kick off a 13-0 campaign that culminated with a second straight national title for Coach Bob Devaney. Nebraska was ranked in the top 16 of the AP poll in four straight meetings

with the Ducks, including a No. 7 ranking in a 61-7 win to open 1974 in Coach Tom Osborne's second season as Nebraska's head coach. The only game Oregon has entered as a top-25 team came in 2016, when unranked Nebraska defeated No. 22 Oregon, 35-32, at Memorial Stadium. It was NU's third win of a seven-game winning streak to open the 2016 campaign.

## Penn State Series

**Games:** 18

**Standing:** Nebraska leads, 10-8-0

**At Lincoln:** Nebraska leads, 6-2-0

**At Memorial Stadium:** Nebraska leads, 6-2-0

**At State College:** Penn State leads, 6-3-0

**At Neutral Sites:** Nebraska leads 1-0-0

**As Big Ten Foes:** Nebraska leads, 4-1

**Current win streak (start):** Nebraska, one game (2020)

| Date       | Site           | Rank<br>NU/PSU | Result | Score      |
|------------|----------------|----------------|--------|------------|
| 11/6/1920  | State College  | /              | L      | 0-20       |
| 10/15/1949 | State College  | /              | L      | 7-22       |
| 10/21/1950 | Lincoln        | /              | W      | 19-0       |
| 10/13/1951 | Lincoln        | /              | L      | 7-15       |
| 10/18/1952 | State College  | /19            | L      | 0-10       |
| 9/20/1958  | Lincoln        | /              | W      | 14-7       |
| 9/29/1979  | Lincoln        | 6/18           | W      | 42-17      |
| 9/27/1980  | State College  | 3/11           | W      | 21-7       |
| 9/26/1981  | Lincoln        | 15/3           | L      | 24-30      |
| 9/25/1982  | State College  | 2/8            | L      | 24-27      |
| 8/29/1983  | E. Rutherford* | 1/4            | W      | 44-6       |
| 9/14/2002  | State College  | 8/             | L      | 7-40       |
| 9/13/2003  | Lincoln        | 18/            | W      | 18-10      |
| 11/12/2011 | State College  | 19/12          | W      | 17-14      |
| 11/10/2012 | Lincoln        | 18/            | W      | 32-23      |
| 11/23/2013 | State College  | /              | W      | 23-20 (OT) |
| 11/18/2017 | State College  | /13            | L      | 44-56      |
| 11/14/2020 | Lincoln        | /              | W      | 30-23      |

\*Kickoff Classic

| Series scoring | Total | Average |
|----------------|-------|---------|
| Nebraska       | 373   | 20.7    |
| Penn State     | 347   | 19.3    |

**Highest NU score:** 44 in 1983 (44-6) and 2017 (44-56)

**Widest NU margin:** 38 in 1983 (44-6)

**Highest PSU score:** 56 in 2017 (56-44)

**Widest PSU margin:** 33 in 2002 (40-7)

**Highest scoring game:** 100 in 2017 (PSU 56, NU 44)

**Longest NU win streak:** four games, 2003-13

**Longest PSU win streak:** two games, three times

**Shutouts by (last time):** NU 1 (1950), PSU 2 (1952)

**Series Notes:** Nebraska and Penn State met three times from 2011 to 2013, but have played just twice since 2014. The two teams are scheduled to meet in the expanded 18-team Big Ten in 2025. The Huskers won the first three meetings as Big Ten foes, before No. 13 Penn State won in 2017. NU improved to 7-1 all-time in overtime games with its 2013 win in Happy Valley. Since that victory, the Huskers are 1-7 in OT. Nebraska rallied from a two-touchdown halftime deficit for a 32-23 win in Lincoln in 2012. NU's 17-14 win at Penn State in 2011 came in the first game in 46 seasons without Joe Paterno as the Nittany Lions' head coach. Both teams were nationally ranked in five straight meetings between 1979 and 1983, with NU winning three of the five games. In 1982 in Happy Valley, No. 2 Nebraska dropped a 27-24 decision to a Nittany Lion team that went on to win the national title. In 1983, No. 1 NU opened the season with a 44-6 victory over No. 4 Penn State in the Kickoff Classic in East Rutherford, N.J. PSU won four of the first five meetings, including a pair of shutouts in State College in 1920 and 1952. NU claimed its first win with a 19-0 shutout at Memorial Stadium in 1950.

## Purdue Series

**Games:** 12

**Standing:** Series tied, 6-6-0

**At Lincoln:** Nebraska leads, 3-2-0

**At Memorial Stadium:** Nebraska leads, 3-2-0

**At West Lafayette:** Purdue leads, 4-3-0

**As Big Ten Foes:** Nebraska leads, 6-5-0

**Current win streak (start):** Nebraska, one game (2023)

| Date       | Site           | Rank<br>NU/PUR | Result | Score |
|------------|----------------|----------------|--------|-------|
| 9/27/1958  | West Lafayette | /              | L      | 0-28  |
| 10/12/2013 | West Lafayette | /              | W      | 44-7  |
| 11/1/2014  | Lincoln        | 17/            | W      | 35-14 |
| 10/31/2015 | West Lafayette | /              | L      | 45-55 |
| 10/22/2016 | Lincoln        | 8/             | W      | 27-14 |
| 10/28/2017 | West Lafayette | /              | W      | 25-24 |
| 9/29/2018  | Lincoln        | /              | L      | 28-42 |
| 11/2/2019  | West Lafayette | /              | L      | 27-31 |
| 12/5/2020  | West Lafayette | /              | W      | 37-27 |
| 11/30/2021 | Lincoln        | /              | L      | 23-28 |
| 10/15/2022 | West Lafayette | /              | L      | 37-43 |
| 10/28/2023 | Lincoln        | /              | W      | 31-14 |
| 9/28/2024  | West Lafayette | /              |        |       |

| Series scoring | Total | Average |
|----------------|-------|---------|
| Nebraska       | 328   | 29.1    |
| Purdue         | 313   | 27.0    |

**Highest NU score:** 45 in 2015 (45-55)

**Widest NU margin:** 37 in 2013 (44-7)

**Highest PUR score:** 55 in 2015 (55-45)

**Widest PUR margin:** 28 in 1958 (28-0)

**Highest-scoring game:** 100 in 2015 (Purdue 55-45)

**Longest NU win streak:** two games, twice

**Longest PUR win streak:** two games, twice

**Shutouts by (last time):** NU none, Purdue 1 (1958)

**Series Notes:** Nebraska and Purdue will meet for the 12th consecutive season since 2013, when the two teams square off in West Lafayette on Sept. 28, 2024. The two schools are not scheduled to meet in 2025. Nebraska owns a 6-5 edge as Big Ten foes, and the series is tied 6-6 overall with Purdue owning a 4-3 edge in West Lafayette. In 2023, Nebraska rolled to a 31-14 win over the Boilermakers on Homecoming (Oct. 28) in Lincoln. Nebraska's win at Purdue on Dec. 5, 2020, marked the Huskers' first regular-season victory in December since 1992. Nebraska held Purdue to minus-2 rushing yards in 2020, the fewest by an opponent in seven seasons. Prior to their first meeting as Big Ten foes in 2013, the schools had not met since 1958, when the Boilermakers shut out NU, 28-0, in West Lafayette.

## Rutgers Series

**Games:** 6

**Standing:** Nebraska leads, 6-0-0

**At Lincoln:** Nebraska leads, 2-0-0

**At Memorial Stadium:** Nebraska leads, 2-0-0

**At Piscataway:** Nebraska leads, 3-0-0

**At Neutral Sites:** Nebraska leads, 1-0-0

**As Big Ten Foes:** Nebraska leads, 5-0

**Current win streak (start):** Nebraska, six games (1920)

| Date       | Site          | Rank<br>NU/RU | Result | Score |
|------------|---------------|---------------|--------|-------|
| 11/2/1920  | New York City | /             | W      | 28-0  |
| 10/25/2014 | Lincoln       | 16/           | W      | 42-24 |
| 11/14/2015 | Piscataway    | /             | W      | 31-14 |
| 9/23/2017  | Lincoln       | /             | W      | 27-17 |
| 12/18/2020 | Piscataway    | /             | W      | 28-21 |
| 10/7/2022  | Piscataway    | /             | W      | 14-13 |
| 10/5/2024  | Lincoln       | /             |        |       |

| Series scoring | Total | Average |
|----------------|-------|---------|
| Nebraska       | 170   | 28.3    |
| Rutgers        | 89    | 14.8    |

**Highest NU score:** 42 in 2014 (42-24)  
**Widest NU margin:** 28 in 1920 (28-0)  
**Highest Rutgers score:** 24 in 2014 (24-42)  
**Widest Rutgers margin:** none  
**Highest-scoring game:** 66 in 2014 (NU 42-24)  
**Longest NU win streak:** six games, 1920-present  
**Longest Rutgers win streak:** none  
**Shutouts by (last time):** NU 1 (1920)

**Series Notes:** Nebraska is 6-0 all-time against Rutgers, including 5-0 as Big Ten foes. Nebraska won the closest meeting in series history with a 14-13 victory at Piscataway in 2022. The two teams will meet on Oct. 5, 2024 on Homecoming in Lincoln, the first meeting between the schools at Memorial Stadium since 2017. The 2020 game was a part of Big Ten Champions week and the Dec. 18 game was Nebraska's latest regular-season game since 1894. Prior to the 2014 meeting in Lincoln, the schools had not met since a 28-0 NU win at the New York Polo Grounds in 1920.

UCLA Series

**Games:** 13  
**Standing:** Nebraska leads, 7-6-0  
**At Lincoln:** Nebraska leads, 4-2-0  
**At Memorial Stadium:** Nebraska leads, 4-2-0  
**At Los Angeles:** UCLA leads, 4-2-0  
**At Neutral Sites:** Nebraska leads, 1-0-0  
**Current win streak (start):** Nebraska, one game (2015)

| Date       | Site         | Rank  |      | Result | Score |
|------------|--------------|-------|------|--------|-------|
|            |              | NU    | UCLA |        |       |
| 11/30/1946 | Los Angeles  | /     | /    | L      | 0-18  |
| 10/30/1948 | Lincoln      | /     | /    | L      | 15-27 |
| 9/9/1972   | Los Angeles  | 1/    | 1/   | L      | 17-20 |
| 9/8/1973   | Lincoln      | 4/10  |      | W      | 40-13 |
| 9/24/1983  | Lincoln      | 1/    | W    | W      | 42-10 |
| 9/22/1984  | Los Angeles  | 1/    | W    | W      | 42-3  |
| 9/12/1987  | Lincoln      | 2/3   | W    | W      | 42-33 |
| 9/10/1988  | Los Angeles  | 2/5   | L    | L      | 28-41 |
| 9/18/1993  | Los Angeles  | 8/    | W    | W      | 14-13 |
| 9/17/1994  | Lincoln      | 2/13  | W    | W      | 49-21 |
| 9/8/2012   | Los Angeles  | 16/   | L    | L      | 30-36 |
| 9/14/2013  | Lincoln      | 23/16 | L    | L      | 21-41 |
| 12/26/2015 | Santa Clara* | /     | W    | W      | 37-29 |
| 11/2/2024  | Lincoln      | /     |      |        |       |

| Series scoring | Total | Average |
|----------------|-------|---------|
| Nebraska       | 377   | 29.0    |
| UCLA           | 305   | 23.5    |

**Highest NU score:** 49 in 1994 (49-21)  
**Widest NU margin:** 39 in 1984 (42-3)  
**Highest UCLA score:** 41 in 1988 (41-28), 2013 (41-21)  
**Widest UCLA margin:** 20 in 2013 (41-21)  
**Highest-scoring game:** 75 in 1987 (NU 42, UCLA 33)  
**Longest NU win streak:** four games, 1973-87  
**Longest UCLA win streak:** three games, 1946-72  
**Shutouts by (last time):** 1 by UCLA (1946)

**Series Notes:** Nebraska owns a 7-6 lead in a long and colorful series with new Big Ten Conference foe UCLA. The Huskers will meet as conference foes for the first time on Nov. 2, 2024, in Lincoln. The last meeting between the two schools came on Dec. 26, 2015 with a 37-29 Nebraska victory in the Foster Farms Bowl in Santa Clara, Calif. UCLA will be making its seventh trip to Memorial Stadium and its first trip to Lincoln since a battle of top-25 teams on Sept. 14, 2013. The series dates back to 1946, when the Big Red traveled to Los Angeles for an 18-0 loss to the Bruins in the regular-season finale on Nov. 30. UCLA came to Memorial Stadium in Lincoln for the first time on Oct. 30, 1947, defeating Nebraska on Homecoming in Lincoln, 27-15. The Bruins opened the 1972 season with a 20-17 upset of No. 1 Nebraska in Los Angeles in Hall of Famer Bob Devaney's final season as the Husker head coach. The Bruin win snapped a 32-game Nebraska unbeaten streak that included a pair of national titles for the Huskers in 1970 and 1971. The win also

capped a three-game series winning streak by the Bruins. Nebraska answered with four straight wins from 1973 to 1987 under Hall of Fame coach Tom Osborne. The 1973 Husker win was Osborne's first game as head coach, as No. 4 Nebraska pounded the No. 10 Bruins, 40-13, in Lincoln. In 1983 and 1984, Nebraska entered games with UCLA as the No. 1 team in the nation and rolled to lopsided 42-10 and 42-3 victories. Nebraska's four-game series winning streak was capped with a 42-33 win by No. 2 Nebraska over No. 3 UCLA at Memorial Stadium on Sept. 12, 1987. In a rematch of top-five teams the following season, No. 5 UCLA knocked off No. 2 Nebraska, 41-28, in Los Angeles. In the closest game in series history, No. 8 Nebraska outlasted unranked UCLA, 14-13, in Los Angeles as part of an undefeated regular season in 1993. No. 2 Nebraska then rolled to a 49-21 win over No. 13 UCLA as part of an unbeaten national championship season in 1994. Nebraska entered nine straight games with UCLA ranked in the top 25 from 1973 to 2013, including seven straight games in the top 10.

USC Series

**Games:** 5  
**Standing:** USC leads, 4-0-1  
**At Lincoln:** USC leads, 2-0-0  
**At Memorial Stadium:** USC leads, 2-0-0  
**At Los Angeles:** USC leads, 1-0-1  
**At Neutral Sites:** USC leads, 1-0-0  
**Current win streak (start):** USC, three games (2006)

| Date       | Site        | Rank  |     | Result | Score |
|------------|-------------|-------|-----|--------|-------|
|            |             | NU    | USC |        |       |
| 9/20/1969  | Lincoln     | /5    |     | L      | 21-31 |
| 9/19/1970  | Los Angeles | 9/3   |     | T      | 21-21 |
| 9/16/2006  | Los Angeles | 19/4  |     | L      | 10-28 |
| 9/15/2007  | Lincoln     | 14/1  |     | L      | 31-49 |
| 12/27/2014 | San Diego*  | 25/24 |     | L      | 42-45 |
| 11/16/2024 | Los Angeles | /     |     |        |       |

\*Holiday Bowl

| Series scoring | Total | Average |
|----------------|-------|---------|
| Nebraska       | 125   | 25.0    |
| USC            | 174   | 34.8    |

**Highest NU score:** 42 in 2014 (42-45)  
**Widest NU margin:** none  
**Highest USC score:** 49 in 2007 (49-31)  
**Widest USC margin:** 18 in 2006 (28-10), 2007 (49-31)  
**Highest-scoring game:** 87 in 2014 (USC 45, NU 42)  
**Longest NU win streak:** none  
**Longest USC win streak:** three games, 2006-current  
**Shutouts by (last time):** none

**Series Notes:** Nebraska will meet USC for the first time as Big Ten Conference opponents on Saturday, Nov. 16, 2024 at the Coliseum in Los Angeles. The game will come two weeks after the Big Red battle the UCLA Bruins in Lincoln (Nov. 2). Nebraska has never beaten USC, and the Trojans have entered all five previous meetings as a higher ranked AP team. In the most recent meeting, No. 24 USC outlasted No. 25 Nebraska, 45-42 in the 2014 Holiday Bowl in San Diego. The last time the two schools met in the regular season, No. 1 USC defeated No. 14 Nebraska, 49-31 at Memorial Stadium on Sept. 15, 2007. It marked the fourth consecutive game to open the series with Nebraska that USC had been ranked in the AP top five. The series dates back to a 31-21 win for No. 5 USC in Nebraska's season opener in Lincoln on Sept. 20, 1969. The rematch between 1970 top-10 teams came in Los Angeles on Sept. 19, when the Huskers and Trojans fought to a 21-21 tie at the Coliseum. The tie was the only blemish during Nebraska's 1970 national championship season under Coach Bob Devaney. The Huskers repeated as national champions with a perfect 13-0 record in 1971. From 1969 through 1971, the only other non-win on Nebraska's record came with a 17-7 loss at Missouri in 1969, as the Huskers went 33-2-1 in those three seasons. USC won AP national titles in 1962, 1967, 1972, 2003 and 2004.

## Washington Series

Games: 10

Standing: Nebraska leads, 5-4-1

At Lincoln: Nebraska leads, 2-1-1

At Memorial Stadium: Nebraska leads, 2-1-1

At Seattle: Nebraska leads, 3-2-0

At Neutral Sites: Washington leads, 1-0-0

Current win streak (start): Nebraska, one game (2011)

| Date       | Site       | Rank<br>NU/UW | Result | Score |
|------------|------------|---------------|--------|-------|
| 10/17/1925 | Lincoln    | /             | T      | 6-6   |
| 11/25/1926 | Seattle    | /             | L      | 6-10  |
| 9/16/1967  | Seattle    | /             | W      | 17-7  |
| 9/21/1991  | Lincoln    | 9/4           | L      | 21-36 |
| 9/19/1992  | Seattle    | 12/2          | L      | 14-29 |
| 9/20/1997  | Seattle    | 7/2           | W      | 27-14 |
| 9/26/1998  | Lincoln    | 2/9           | W      | 55-7  |
| 9/18/2010  | Seattle    | 8/            | W      | 56-21 |
| 12/30/2010 | San Diego* | 17/           | L      | 7-19  |
| 9/17/2011  | Lincoln    | 11/           | W      | 51-38 |

\*Holiday Bowl

| Series scoring | Total | Average |
|----------------|-------|---------|
| Nebraska       | 260   | 26.0    |
| Washington     | 187   | 18.7    |

Highest NU score: 56 in 2010 (56-21)

Widest NU margin: 48 in 1998 (55-7)

Highest UW score: 38 in 2011 (38-51)

Widest UW margin: 15 in 1991 (36-21), 1992 (29-14)

Highest-scoring game: 89 in 2011 (NU 51, UW 38)

Longest NU win streak: three games, 1997-2010

Longest UW win streak: two games, 1991-92

Shutouts by (last time): none

**Series Notes:** Nebraska owns a rich history in a 10-game series with new Big Ten member Washington. The two teams are not scheduled to meet for the first time as conference foes in the 18-team Big Ten until a 2026 matchup in Lincoln. The Huskers own a narrow 5-4-1 edge in the all-time series with the Huskies, including a 51-38 win over UW at Memorial Stadium in the most recent meeting in 2011. That game marked the third meeting in a 12-month span that included a 56-21 win over the Huskies in Seattle on Sept. 18, 2010, before Washington avenged the loss with a 19-7 win over Nebraska in the 2010 Holiday Bowl in San Diego (Dec. 30). At least one of the two teams has been ranked in the AP Top 25 in each of the last seven meetings, including four straight games from 1991 to 1998 when both teams were ranked in the top 12 in the AP poll. No. 7 Nebraska upset No. 2 Washington in Seattle to fuel the Huskers' surge to an unbeaten season and the 1997 national title. No. 4 Washington knocked off No. 9 Nebraska 36-21 in Lincoln on its way to a national championship in 1991. The first meeting between the schools resulted in a tie at Memorial Stadium in Lincoln in 1925, before the Huskies notched a 10-6 win in Seattle in 1926. Nebraska got its first series win with a 17-7 victory in Seattle in 1967 - the only meeting between the schools between 1926 and 1991.

## Wisconsin Series

Games: 17

Standing: Wisconsin leads, 13-4-0

At Lincoln: Wisconsin leads, 4-3-0

At Memorial Stadium: Wisconsin leads, 4-3-0

At Madison: Wisconsin leads, 7-1-0

At Neutral Sites: Wisconsin leads, 2-0-0

Current win streak (start): Wisconsin, 10 games (2012)

| Date       | Site          | Rank<br>NU/WIS | Result | Score      |
|------------|---------------|----------------|--------|------------|
| 11/2/1901  | Milwaukee     | /              | L      | 0-18       |
| 10/9/1965  | Lincoln       | 2/             | W      | 37-0       |
| 10/8/1966  | Madison       | 7/             | W      | 31-3       |
| 9/29/1973  | Lincoln       | 2/             | W      | 20-16      |
| 9/21/1974  | Madison       | 4/             | L      | 20-21      |
| 10/1/2011  | Madison       | 8/7            | L      | 17-48      |
| 9/29/2012  | Lincoln       | 22/            | W      | 30-27      |
| 12/1/2012  | Indianapolis* | 14/            | L      | 31-70      |
| 11/15/2014 | Madison       | 11/22          | L      | 24-59      |
| 10/10/2015 | Lincoln       | /              | L      | 21-23      |
| 10/29/2016 | Madison       | 7/11           | L      | 17-23 (OT) |
| 10/7/2017  | Lincoln       | /9             | L      | 17-38      |
| 10/6/2018  | Madison       | /16            | L      | 24-41      |
| 11/16/2019 | Lincoln       | /15            | L      | 21-37      |
| 11/20/2021 | Madison       | /19            | L      | 28-35      |
| 11/19/2022 | Lincoln       | /              | L      | 14-15      |
| 11/18/2023 | Madison       | /              | L      | 17-24 (OT) |
| 11/23/2024 | Lincoln       | /              |        |            |

\*Big Ten Championship Game

| Series scoring | Total | Average |
|----------------|-------|---------|
| Nebraska       | 369   | 21.7    |
| Wisconsin      | 498   | 29.3    |

Highest NU score: 37 in 1965 (37-0)

Widest NU margin: 37 in 1965 (37-0)

Highest WIS score: 70 in 2012 (70-31)

Widest WIS margin: 39 in 2012 (70-31)

Highest-scoring game: 101 in 2012 (WIS 70, NU 31)

Longest NU win streak: three games, 1965-73

Longest WIS win streak: 10 games, 2012-present

Shutouts by (last time): NU 1 (1965), WIS 1 (1901)

**Series Notes:** Nebraska and Wisconsin play for the Freedom Trophy each season, a trophy that debuted for the 2014 matchup. Since the Huskers joined the Big Ten in 2011, the two schools have met each season except 2013 and 2020. The 2020 game scheduled for Lincoln was canceled due to COVID-19 protocols in the Badger program. Wisconsin owns an 11-1 edge as Big Ten foes, including 10 consecutive wins after a 24-17 overtime victory against Nebraska in Madison in 2023. The schools are scheduled to meet Nov. 23, 2024 in Lincoln, but will not face each other in 2025. Nebraska played its first-ever game as a member of the Big Ten Conference at Camp Randall Stadium against Wisconsin on Oct. 1, 2011. The teams met twice in 2012. In the regular-season meeting in Lincoln, Nebraska posted the second-largest comeback in school history, twice rallying from a 17-point deficit for a 30-27 victory. Wisconsin defeated Nebraska 70-31, in the Big Ten title game at Lucas Oil Stadium in Indianapolis. Nebraska was ranked in the top 25 in eight straight meetings with the Badgers before entering the 2015 game unranked. Wisconsin was ranked in five straight matchups from 2016 to 2021. NU was ranked in the top 10 five times entering the UW game from 1965 to 2011, and was No. 7 in 2016. Wisconsin won the first meeting between the two teams, 18-0, on Nov. 2, 1901. The Huskers reeled off three straight wins from 1965 to 1973 by a combined margin of 88-19. The first two meetings came under NU Hall of Fame Coach Bob Devaney, who led his 1965 Huskers to a 37-0 shutout of the Badgers. Nebraska completed a series sweep one year later with a 31-3 victory in Madison. Long-time Wisconsin Head Coach and Athletic Director Barry Alvarez, who was inducted into the College Football Hall of Fame in 2010, was a linebacker on those two Nebraska teams. The two teams met again in Lincoln in 1973, when first-year head coach and No. 2 NU notched a 20-16 win.

Note: All rankings listed are from the AP Poll.

# Series Records vs. Non-Conference Opponents

## Football Bowl Subdivision Opponents

### Air Force (Series tied 1-1)

|               |   |           |           |   |
|---------------|---|-----------|-----------|---|
| 1963          | H | 13        | 17        | L |
| 1965          | A | 27        | 17        | W |
| <b>Totals</b> |   | <b>40</b> | <b>34</b> |   |

### Akron (NU leads 1-0)

|      |   |    |    |   |
|------|---|----|----|---|
| 1997 | H | 59 | 14 | W |
|------|---|----|----|---|

### Alabama (NU trails 2-3)

|               |   |            |            |   |
|---------------|---|------------|------------|---|
| 1965          | N | 28         | *39        | L |
| 1966          | N | 7          | **34       | L |
| 1972          | N | 38         | +6         | W |
| 1977          | H | 31         | 24         | W |
| 1978          | N | 3          | ***20      | L |
| <b>Totals</b> |   | <b>107</b> | <b>123</b> |   |

\*1966 Orange Bowl; \*\*1967 Sugar Bowl;  
+1972 Orange Bowl; \*\*\*at Birmingham

### Arizona (Series tied 1-1-1)

|               |   |           |           |   |
|---------------|---|-----------|-----------|---|
| 1961          | H | 14        | 14        | T |
| 1998          | N | 20        | *23       | L |
| 2009          | N | 33        | **0       | W |
| <b>Totals</b> |   | <b>67</b> | <b>37</b> |   |

\* 1998 Holiday Bowl; \*\* 2009 Holiday Bowl

### Arizona State (NU leads 6-2)

|               |   |            |            |   |
|---------------|---|------------|------------|---|
| 1975          | A | 14         | *17        | L |
| 1987          | A | 35         | 28         | W |
| 1988          | H | 47         | 16         | W |
| 1991          | A | 18         | 9          | W |
| 1992          | H | 45         | 24         | W |
| 1995          | H | 77         | 28         | W |
| 1996          | A | 0          | 19         | L |
| 2002          | H | 48         | 10         | W |
| <b>Totals</b> |   | <b>284</b> | <b>151</b> |   |

\*1975 Fiesta Bowl

### Arkansas (NU trails 0-1)

|      |   |   |     |   |
|------|---|---|-----|---|
| 1964 | N | 7 | *10 | L |
|------|---|---|-----|---|

\*1965 Cotton Bowl

### Arkansas State (NU leads 3-0)

|               |   |            |           |   |
|---------------|---|------------|-----------|---|
| 2009          | H | 38         | 9         | W |
| 2012          | H | 42         | 13        | W |
| 2017          | H | 43         | 36        | W |
| <b>Totals</b> |   | <b>123</b> | <b>58</b> |   |

### Army (NU leads 3-2)

|               |   |            |           |   |
|---------------|---|------------|-----------|---|
| 1928          | A | 3          | 13        | L |
| 1957          | A | 0          | 42        | L |
| 1960          | H | 14         | 9         | W |
| 1970          | H | 28         | 0         | W |
| 1972          | A | 77         | 7         | W |
| <b>Totals</b> |   | <b>122</b> | <b>71</b> |   |

### Auburn (NU leads 3-1)

|               |   |           |           |   |
|---------------|---|-----------|-----------|---|
| 1963          | N | 13        | *7        | W |
| 1981          | H | 17        | 3         | W |
| 1982          | A | 41        | #7        | W |
| 2006          | N | 14        | 17        | L |
| <b>Totals</b> |   | <b>85</b> | <b>34</b> |   |

\*1964 Orange Bowl; #2007 Cotton Bowl

### Ball State (NU leads 1-0)

|      |   |    |    |   |
|------|---|----|----|---|
| 2007 | H | 41 | 40 | W |
|------|---|----|----|---|

### Baylor (NU leads 11-1)

|      |   |    |    |   |
|------|---|----|----|---|
| 1939 | H | 20 | 0  | W |
| 1956 | H | 7  | 26 | L |
| 1977 | H | 31 | 10 | W |
| 1990 | H | 13 | 0  | W |
| 1996 | H | 49 | 0  | W |
| 1997 | A | 49 | 21 | W |
| 2000 | H | 59 | 0  | W |
| 2001 | A | 48 | 7  | W |
| 2004 | H | 59 | 27 | W |

|               |   |            |            |   |
|---------------|---|------------|------------|---|
| 2005          | A | 23         | 14         | W |
| 2008          | H | 32         | 20         | W |
| 2009          | A | 20         | 10         | W |
| <b>Totals</b> |   | <b>410</b> | <b>135</b> |   |

### Brigham Young (NU trails 0-1)

|      |   |    |    |   |
|------|---|----|----|---|
| 2015 | H | 28 | 33 | L |
|------|---|----|----|---|

### Buffalo (NU leads 1-0)

|      |   |    |   |   |
|------|---|----|---|---|
| 2021 | H | 28 | 3 | W |
|------|---|----|---|---|

### California (NU leads 3-0)

|               |   |            |           |   |
|---------------|---|------------|-----------|---|
| 1978          | H | 36         | 26        | W |
| 1998          | A | 24         | 3         | W |
| 1999          | H | 45         | 0         | W |
| <b>Totals</b> |   | <b>105</b> | <b>29</b> |   |

### Cincinnati (NU leads 1-0)

|      |   |    |   |   |
|------|---|----|---|---|
| 1906 | H | 41 | 0 | W |
|------|---|----|---|---|

### Clemson (Tied, 1-1)

|               |   |           |           |   |
|---------------|---|-----------|-----------|---|
| 1981          | N | 15        | *22       | L |
| 2008          | N | 26        | **21      | W |
| <b>Totals</b> |   | <b>41</b> | <b>43</b> |   |

\*1982 Orange Bowl; \*\*2009 Gator Bowl

### Colorado (NU leads 49-21-2)

|      |   |    |    |   |
|------|---|----|----|---|
| 1898 | A | 23 | 10 | W |
| 1902 | A | 10 | 0  | W |
| 1903 | H | 31 | 0  | W |
| 1904 | A | 0  | 6  | L |
| 1905 | H | 18 | 0  | W |
| 1907 | H | 22 | 8  | W |
| 1948 | A | 6  | 19 | L |
| 1949 | H | 25 | 14 | W |
| 1950 | A | 19 | 28 | L |
| 1951 | H | 14 | 36 | L |
| 1952 | A | 16 | 16 | T |
| 1953 | H | 10 | 14 | L |
| 1954 | A | 20 | 6  | W |
| 1955 | H | 37 | 20 | W |
| 1956 | A | 0  | 16 | L |
| 1957 | H | 0  | 27 | L |
| 1958 | A | 16 | 27 | L |
| 1959 | H | 14 | 12 | W |
| 1960 | A | 6  | 19 | L |
| 1961 | H | 0  | 7  | L |
| 1962 | A | 31 | 6  | W |
| 1963 | H | 41 | 6  | W |
| 1964 | A | 21 | 3  | W |
| 1965 | H | 38 | 13 | W |
| 1966 | A | 21 | 19 | W |
| 1967 | H | 16 | 21 | L |
| 1968 | A | 22 | 6  | W |
| 1969 | H | 20 | 7  | W |
| 1970 | A | 29 | 13 | W |
| 1971 | H | 31 | 7  | W |
| 1972 | A | 33 | 10 | W |
| 1973 | H | 28 | 16 | W |
| 1974 | A | 31 | 15 | W |
| 1975 | H | 63 | 21 | W |
| 1976 | A | 24 | 12 | W |
| 1977 | H | 33 | 15 | W |
| 1978 | A | 52 | 14 | W |
| 1979 | H | 38 | 10 | W |
| 1980 | A | 45 | 7  | W |
| 1981 | H | 59 | 0  | W |
| 1982 | A | 40 | 14 | W |
| 1983 | H | 69 | 19 | W |
| 1984 | A | 24 | 7  | W |
| 1985 | H | 17 | 7  | W |
| 1986 | A | 10 | 20 | L |
| 1987 | A | 24 | 7  | W |
| 1988 | H | 7  | 0  | W |
| 1989 | A | 21 | 27 | L |
| 1990 | H | 12 | 27 | L |

|               |   |              |              |      |
|---------------|---|--------------|--------------|------|
| 1991          | A | 19           | 19           | T    |
| 1992          | H | 52           | 7            | W    |
| 1993          | A | 21           | 17           | W    |
| 1994          | H | 24           | 7            | W    |
| 1995          | A | 44           | 21           | W    |
| 1996          | H | 17           | 12           | W    |
| 1997          | A | 27           | 24           | W    |
| 1998          | H | 16           | 14           | W    |
| 1999          | A | 33           | 30           | W OT |
| 2000          | H | 34           | 32           | W    |
| 2001          | A | 36           | 62           | L    |
| 2002          | H | 13           | 28           | L    |
| 2003          | A | 31           | 22           | W    |
| 2004          | H | 20           | 26           | L    |
| 2005          | A | 30           | 3            | W    |
| 2006          | H | 37           | 14           | W    |
| 2007          | A | 51           | 65           | L    |
| 2008          | H | 40           | 31           | W    |
| 2009          | A | 28           | 20           | W    |
| 2010          | H | 45           | 17           | W    |
| 2018          | H | 28           | 33           | L    |
| 2019          | A | 31           | 34           | L OT |
| 2023          | A | 14           | 36           | L    |
| <b>Totals</b> |   | <b>1,878</b> | <b>1,208</b> |      |

**Colorado State (NU leads 6-0)**

|               |   |            |           |   |
|---------------|---|------------|-----------|---|
| 1920          | H | 7          | 0         | W |
| 1921          | H | 70         | 7         | W |
| 1931          | N | 20         | *7        | W |
| 1991          | H | 71         | 14        | W |
| 1993          | H | 48         | 13        | W |
| 1996          | H | 65         | 9         | W |
| <b>Totals</b> |   | <b>281</b> | <b>50</b> |   |

\*at Denver

**Duke (NU trails 0-1)**

|      |   |   |     |   |
|------|---|---|-----|---|
| 1954 | N | 7 | *34 | L |
|------|---|---|-----|---|

\*1955 Orange Bowl

**Florida (NU leads 2-0)**

|               |   |           |           |   |
|---------------|---|-----------|-----------|---|
| 1974          | N | 13        | *10       | W |
| 1995          | N | 62        | **24      | W |
| <b>Totals</b> |   | <b>75</b> | <b>34</b> |   |

\*1974 Sugar Bowl; \*\*1996 Fiesta Bowl

**Florida Atlantic (NU leads 2-0)**

|               |   |            |           |   |
|---------------|---|------------|-----------|---|
| 2009          | H | 49         | 3         | W |
| 2014          | H | 55         | 7         | W |
| <b>Totals</b> |   | <b>104</b> | <b>10</b> |   |

**Florida State (NU trails 2-6)**

|               |   |            |            |   |
|---------------|---|------------|------------|---|
| 1980          | H | 14         | 18         | L |
| 1981          | H | 34         | 14         | W |
| 1985          | H | 13         | 17         | L |
| 1986          | H | 34         | 17         | W |
| 1987          | N | 28         | *31        | L |
| 1989          | N | 17         | **41       | L |
| 1992          | N | 14         | ***27      | L |
| 1993          | N | 16         | ****18     | L |
| <b>Totals</b> |   | <b>170</b> | <b>183</b> |   |

\*1988 Fiesta Bowl; \*\*1990 Fiesta Bowl;

\*\*\*1993 Orange Bowl; \*\*\*\*1994 Orange Bowl

**Fresno State (NU leads 3-0)**

|               |   |            |           |   |
|---------------|---|------------|-----------|---|
| 2011          | H | 42         | 29        | W |
| 2014          | A | 55         | 19        | W |
| 2016          | H | 43         | 10        | W |
| <b>Totals</b> |   | <b>140</b> | <b>58</b> |   |

**Georgia (NU leads 2-1)**

|               |   |            |           |   |
|---------------|---|------------|-----------|---|
| 1969          | N | 45         | *6        | W |
| 2012          | N | 31         | **45      | L |
| 2013          | N | 24         | #19       | W |
| <b>Totals</b> |   | <b>100</b> | <b>70</b> |   |

\*1969 Sun Bowl; \*\*2013 Capital One Bowl; #2014 Gator Bowl

**Georgia Southern (NU trails 0-1)**

|               |   |           |           |   |
|---------------|---|-----------|-----------|---|
| 2022          | H | 42        | 45        | L |
| <b>Totals</b> |   | <b>42</b> | <b>45</b> |   |

**Georgia Tech (NU trails 0-1)**

|      |   |    |     |   |
|------|---|----|-----|---|
| 1990 | N | 21 | *45 | L |
|------|---|----|-----|---|

\*1991 Citrus Bowl

**Hawaii (NU leads 5-1)**

|               |   |            |           |   |
|---------------|---|------------|-----------|---|
| 1954          | A | 50         | 0         | W |
| 1955          | H | 0          | 6         | L |
| 1971          | A | 45         | 3         | W |
| 1976          | A | 68         | 3         | W |
| 1978          | H | 56         | 10        | W |
| 1982          | A | 37         | 16        | W |
| <b>Totals</b> |   | <b>256</b> | <b>38</b> |   |

**Houston (NU trails 0-1)**

|      |   |    |     |   |
|------|---|----|-----|---|
| 1980 | N | 14 | *17 | L |
|------|---|----|-----|---|

\*1980 Cotton Bowl

**Iowa State (NU leads 86-17-2)**

|      |   |    |     |   |
|------|---|----|-----|---|
| 1896 | H | 12 | 4   | W |
| 1897 | A | 0  | 10  | L |
| 1898 | H | 23 | 10  | W |
| 1899 | A | 0  | 33  | L |
| 1900 | H | 30 | 0   | W |
| 1901 | H | 17 | 0   | W |
| 1905 | H | 21 | 0   | W |
| 1906 | H | 2  | 14  | L |
| 1907 | H | 10 | 9   | W |
| 1908 | N | 23 | *17 | W |
| 1910 | H | 24 | 0   | W |
| 1911 | A | 6  | 6   | T |
| 1913 | A | 18 | 9   | W |
| 1914 | H | 20 | 7   | W |
| 1915 | A | 21 | 0   | W |
| 1916 | H | 3  | 0   | W |
| 1919 | H | 0  | 3   | L |
| 1921 | A | 35 | 3   | W |
| 1922 | H | 54 | 6   | W |
| 1923 | A | 26 | 14  | W |
| 1926 | H | 31 | 6   | W |
| 1927 | H | 6  | 0   | W |
| 1928 | A | 12 | 0   | W |
| 1929 | H | 31 | 12  | W |
| 1930 | A | 14 | 12  | W |
| 1931 | H | 23 | 0   | W |
| 1932 | H | 12 | 6   | W |
| 1933 | A | 20 | 0   | W |
| 1934 | H | 7  | 6   | W |
| 1935 | A | 20 | 7   | W |
| 1936 | H | 34 | 0   | W |
| 1937 | A | 20 | 7   | W |
| 1938 | H | 7  | 8   | L |
| 1939 | A | 10 | 7   | W |
| 1940 | H | 21 | 12  | W |
| 1941 | A | 14 | 0   | W |
| 1942 | H | 26 | 0   | W |
| 1943 | A | 6  | 27  | L |
| 1944 | H | 6  | 19  | L |
| 1945 | A | 7  | 27  | L |
| 1946 | H | 33 | 0   | W |
| 1947 | A | 14 | 7   | W |
| 1948 | H | 19 | 15  | W |
| 1949 | A | 7  | 0   | W |
| 1950 | H | 20 | 13  | W |
| 1951 | A | 34 | 27  | W |
| 1952 | H | 16 | 0   | W |
| 1953 | A | 27 | 19  | W |
| 1954 | H | 39 | 14  | W |
| 1955 | A | 10 | 7   | W |
| 1956 | H | 9  | 7   | W |
| 1957 | A | 0  | 13  | L |
| 1958 | H | 7  | 6   | W |

|           |   |       |       |      |
|-----------|---|-------|-------|------|
| 1959      | A | 6     | 18    | L    |
| 1960      | H | 7     | 10    | L    |
| 1961      | A | 16    | 13    | W    |
| 1962      | H | 36    | 22    | W    |
| 1963      | H | 21    | 7     | W    |
| 1964      | A | 14    | 7     | W    |
| 1965      | H | 44    | 0     | W    |
| 1966      | A | 12    | 6     | W    |
| 1967      | H | 12    | 0     | W    |
| 1968      | A | 24    | 13    | W    |
| 1969      | H | 17    | 3     | W    |
| 1970      | A | 54    | 29    | W    |
| 1971      | H | 37    | 0     | W    |
| 1972      | A | 23    | 23    | T    |
| 1973      | H | 31    | 7     | W    |
| 1974      | A | 23    | 13    | W    |
| 1975      | H | 52    | 0     | W    |
| 1976      | A | 28    | 37    | L    |
| 1977      | H | 21    | 24    | L    |
| 1978      | A | 23    | 0     | W    |
| 1979      | H | 34    | 3     | W    |
| 1980      | A | 35    | 0     | W    |
| 1981      | H | 31    | 7     | W    |
| 1982      | A | 48    | 10    | W    |
| 1983      | H | 72    | 29    | W    |
| 1984      | A | 44    | 0     | W    |
| 1985      | H | 49    | 0     | W    |
| 1986      | A | 35    | 14    | W    |
| 1987      | H | 42    | 3     | W    |
| 1988      | A | 51    | 16    | W    |
| 1989      | H | 49    | 17    | W    |
| 1990      | A | 45    | 13    | W    |
| 1991      | H | 38    | 13    | W    |
| 1992      | A | 10    | 19    | L    |
| 1993      | H | 49    | 7     | W    |
| 1994      | A | 28    | 12    | W    |
| 1995      | H | 73    | 14    | W    |
| 1996      | A | 49    | 14    | W    |
| 1997      | H | 77    | 14    | W    |
| 1998      | A | 42    | 7     | W    |
| 1999      | H | 49    | 14    | W    |
| 2000      | A | 49    | 27    | W    |
| 2001      | H | 48    | 14    | W    |
| 2002      | A | 14    | 36    | L    |
| 2003      | H | 28    | 0     | W    |
| 2004      | A | 27    | 34    | L    |
| 2005      | H | 27    | 20    | W OT |
| 2006      | A | 28    | 14    | W    |
| 2007      | H | 35    | 17    | W    |
| 2008      | A | 35    | 7     | W    |
| 2009      | H | 7     | 9     | L    |
| 2010      | A | 31    | 30    | W OT |
| Totals    |   | 2,684 | 1,095 |      |
| *at Omaha |   |       |       |      |

Kansas (NU leads 91-23-3)

|      |   |    |    |   |
|------|---|----|----|---|
| 1892 | H | 0  | 12 | L |
| 1893 | H | 0  | 18 | L |
| 1894 | H | 12 | 6  | W |
| 1895 | H | 4  | 8  | L |
| 1896 | A | 4  | 18 | L |
| 1897 | H | 6  | 5  | W |
| 1898 | A | 18 | 6  | W |
| 1899 | H | 20 | 36 | L |
| 1900 | A | 12 | 0  | W |
| 1901 | H | 29 | 5  | W |
| 1902 | H | 16 | 0  | W |
| 1903 | A | 6  | 0  | L |
| 1906 | H | 6  | 8  | L |
| 1907 | A | 16 | 6  | W |
| 1908 | H | 5  | 20 | L |
| 1909 | H | 0  | 6  | L |
| 1910 | A | 6  | 0  | W |
| 1911 | A | 29 | 0  | W |
| 1912 | H | 14 | 3  | W |

|      |   |    |    |   |
|------|---|----|----|---|
| 1913 | A | 9  | 0  | W |
| 1914 | H | 35 | 0  | W |
| 1915 | A | 33 | 0  | W |
| 1916 | H | 3  | 7  | L |
| 1917 | A | 13 | 3  | W |
| 1918 | H | 20 | 0  | W |
| 1919 | H | 19 | 7  | W |
| 1920 | A | 20 | 20 | T |
| 1921 | H | 28 | 0  | W |
| 1922 | A | 28 | 0  | W |
| 1923 | H | 0  | 0  | T |
| 1924 | A | 14 | 7  | W |
| 1925 | H | 14 | 0  | W |
| 1926 | A | 20 | 3  | W |
| 1927 | H | 47 | 13 | W |
| 1928 | A | 20 | 0  | W |
| 1929 | H | 12 | 6  | W |
| 1930 | A | 16 | 0  | W |
| 1931 | H | 6  | 0  | W |
| 1932 | A | 20 | 6  | W |
| 1933 | H | 12 | 0  | W |
| 1934 | A | 3  | 0  | W |
| 1935 | H | 19 | 13 | W |
| 1936 | A | 26 | 0  | W |
| 1937 | H | 13 | 13 | T |
| 1938 | A | 16 | 7  | W |
| 1939 | H | 7  | 0  | W |
| 1940 | A | 53 | 2  | W |
| 1941 | H | 32 | 0  | W |
| 1942 | A | 14 | 7  | W |
| 1943 | H | 7  | 6  | W |
| 1944 | A | 0  | 20 | L |
| 1945 | H | 27 | 13 | W |
| 1946 | A | 16 | 14 | W |
| 1947 | H | 7  | 13 | L |
| 1948 | A | 7  | 27 | L |
| 1949 | H | 13 | 27 | L |
| 1950 | A | 33 | 26 | W |
| 1951 | H | 7  | 27 | L |
| 1952 | A | 14 | 13 | W |
| 1953 | H | 9  | 0  | W |
| 1954 | A | 41 | 20 | W |
| 1955 | H | 19 | 14 | W |
| 1956 | A | 26 | 20 | W |
| 1957 | H | 12 | 14 | L |
| 1958 | A | 7  | 29 | L |
| 1959 | H | 3  | 10 | L |
| 1960 | A | 0  | 31 | L |
| 1961 | H | 6  | 28 | L |
| 1962 | A | 40 | 16 | W |
| 1963 | H | 23 | 9  | W |
| 1964 | A | 14 | 7  | W |
| 1965 | H | 42 | 6  | W |
| 1966 | A | 24 | 13 | W |
| 1967 | A | 0  | 10 | L |
| 1968 | H | 13 | 23 | L |
| 1969 | H | 21 | 17 | W |
| 1970 | A | 41 | 20 | W |
| 1971 | H | 55 | 0  | W |
| 1972 | A | 56 | 0  | W |
| 1973 | H | 10 | 9  | W |
| 1974 | A | 56 | 0  | W |
| 1975 | H | 16 | 0  | W |
| 1976 | A | 31 | 3  | W |
| 1977 | H | 52 | 7  | W |
| 1978 | A | 63 | 21 | W |
| 1979 | H | 42 | 0  | W |
| 1980 | A | 54 | 0  | W |
| 1981 | H | 31 | 15 | W |
| 1982 | A | 52 | 0  | W |
| 1983 | H | 67 | 13 | W |
| 1984 | A | 41 | 7  | W |
| 1985 | H | 56 | 6  | W |
| 1986 | A | 70 | 0  | W |
| 1987 | H | 54 | 2  | W |

|               |   |              |              |      |
|---------------|---|--------------|--------------|------|
| 1988          | A | 63           | 10           | W    |
| 1989          | H | 51           | 14           | W    |
| 1990          | A | 41           | 9            | W    |
| 1991          | A | 59           | 23           | W    |
| 1992          | H | 49           | 7            | W    |
| 1993          | A | 21           | 20           | W    |
| 1994          | H | 45           | 17           | W    |
| 1995          | A | 41           | 3            | W    |
| 1996          | H | 63           | 7            | W    |
| 1997          | A | 35           | 0            | W    |
| 1998          | H | 41           | 0            | W    |
| 1999          | A | 24           | 17           | W    |
| 2000          | H | 56           | 17           | W    |
| 2001          | A | 51           | 7            | W    |
| 2002          | H | 45           | 7            | W    |
| 2003          | A | 24           | 3            | W    |
| 2004          | H | 14           | 8            | W    |
| 2005          | A | 15           | 40           | L    |
| 2006          | H | 39           | 32           | W OT |
| 2007          | A | 39           | 76           | L    |
| 2008          | H | 45           | 35           | W    |
| 2009          | A | 31           | 17           | W    |
| 2010          | H | 20           | 3            | W    |
| <b>Totals</b> |   | <b>2,955</b> | <b>1,199</b> |      |

**Kansas State (NU leads 78-15-2)**

|      |   |    |    |   |
|------|---|----|----|---|
| 1911 | H | 59 | 0  | W |
| 1912 | H | 30 | 6  | W |
| 1913 | H | 24 | 6  | W |
| 1914 | A | 31 | 0  | W |
| 1915 | H | 31 | 0  | W |
| 1916 | H | 14 | 0  | W |
| 1922 | H | 21 | 0  | W |
| 1923 | H | 34 | 12 | W |
| 1924 | A | 24 | 0  | W |
| 1925 | A | 0  | 0  | T |
| 1926 | H | 3  | 0  | W |
| 1927 | A | 33 | 0  | W |
| 1928 | H | 8  | 0  | W |
| 1929 | A | 10 | 6  | W |
| 1930 | H | 9  | 10 | L |
| 1931 | A | 6  | 3  | W |
| 1932 | H | 6  | 0  | W |
| 1933 | A | 9  | 0  | W |
| 1934 | H | 7  | 19 | L |
| 1935 | A | 0  | 0  | T |
| 1936 | H | 40 | 0  | W |
| 1937 | A | 3  | 0  | W |
| 1938 | H | 14 | 7  | W |
| 1939 | A | 25 | 9  | W |
| 1940 | H | 20 | 0  | W |
| 1941 | A | 6  | 12 | L |
| 1942 | H | 0  | 19 | L |
| 1943 | A | 13 | 7  | W |
| 1944 | H | 35 | 0  | W |
| 1945 | A | 24 | 0  | W |
| 1946 | H | 31 | 0  | W |
| 1947 | A | 14 | 7  | W |
| 1948 | H | 32 | 0  | W |
| 1949 | A | 13 | 6  | W |
| 1950 | H | 49 | 21 | W |
| 1951 | A | 1  | *0 | W |
| 1952 | H | 27 | 14 | W |
| 1953 | A | 0  | 27 | L |
| 1954 | H | 3  | 7  | L |
| 1955 | A | 16 | 0  | W |
| 1956 | H | 7  | 10 | L |
| 1957 | A | 14 | 7  | W |
| 1958 | H | 6  | 23 | L |
| 1959 | A | 14 | 29 | L |
| 1960 | H | 17 | 7  | W |
| 1961 | A | 24 | 0  | W |
| 1962 | H | 26 | 6  | W |
| 1963 | A | 28 | 6  | W |
| 1964 | H | 47 | 0  | W |

|               |   |              |            |   |
|---------------|---|--------------|------------|---|
| 1965          | A | 41           | 0          | W |
| 1966          | H | 21           | 10         | W |
| 1967          | A | 16           | 14         | W |
| 1968          | H | 0            | 12         | L |
| 1969          | A | 10           | 7          | W |
| 1970          | H | 51           | 13         | W |
| 1971          | A | 44           | 17         | W |
| 1972          | H | 59           | 7          | W |
| 1973          | A | 50           | 21         | W |
| 1974          | H | 35           | 7          | W |
| 1975          | A | 12           | 0          | W |
| 1976          | H | 51           | 0          | W |
| 1977          | A | 26           | 9          | W |
| 1978          | H | 48           | 14         | W |
| 1979          | A | 21           | 12         | W |
| 1980          | H | 55           | 8          | W |
| 1981          | A | 49           | 3          | W |
| 1982          | H | 42           | 13         | W |
| 1983          | A | 51           | 25         | W |
| 1984          | H | 62           | 14         | W |
| 1985          | A | 41           | 3          | W |
| 1986          | H | 38           | 0          | W |
| 1987          | H | 56           | 3          | W |
| 1988          | A | 48           | 3          | W |
| 1989          | H | 58           | 7          | W |
| 1990          | A | 45           | 8          | W |
| 1991          | H | 38           | 31         | W |
| 1992          | N | 38           | **24       | W |
| 1993          | H | 45           | 28         | W |
| 1994          | A | 17           | 6          | W |
| 1995          | H | 49           | 25         | W |
| 1996          | A | 39           | 3          | W |
| 1997          | H | 56           | 26         | W |
| 1998          | A | 30           | 40         | L |
| 1999          | H | 41           | 15         | W |
| 2000          | A | 28           | 29         | L |
| 2001          | H | 31           | 21         | W |
| 2002          | A | 13           | 49         | L |
| 2003          | H | 9            | 38         | L |
| 2004          | A | 21           | 45         | L |
| 2005          | H | 27           | 25         | W |
| 2006          | A | 21           | 3          | W |
| 2007          | H | 73           | 31         | W |
| 2008          | A | 56           | 28         | W |
| 2009          | H | 17           | 3          | W |
| 2010          | A | 48           | 13         | W |
| <b>Totals</b> |   | <b>2,635</b> | <b>989</b> |   |

\*Kansas State forfeited; \*\*Coca-Cola Bowl at Tokyo

**Louisiana (NU leads 1-0)**

|      |   |    |   |   |
|------|---|----|---|---|
| 2009 | H | 55 | 0 | W |
|------|---|----|---|---|

**Louisiana Tech (NU leads 3-0)**

|      |   |    |     |   |
|------|---|----|-----|---|
| 1998 | N | 56 | *26 | W |
| 2006 | H | 49 | 10  | W |
| 2013 | H | 28 | 14  | W |

**Totals 133 50**

\*Eddie Robinson Football Classic

**LSU (NU leads 5-0-1)**

|      |   |    |        |   |
|------|---|----|--------|---|
| 1970 | N | 17 | *12    | W |
| 1975 | H | 10 | 7      | W |
| 1976 | A | 6  | 6      | T |
| 1982 | N | 21 | **20   | W |
| 1984 | N | 28 | ***10  | W |
| 1986 | N | 30 | ****15 | W |

**Totals 112 70**

\*1971 Orange Bowl; \*\*1983 Orange Bowl;

\*\*\*1985 Sugar Bowl; \*\*\*\*1987 Sugar Bowl

**Miami (Tied 6-6)**

|      |   |    |     |   |
|------|---|----|-----|---|
| 1951 | A | 7  | 19  | L |
| 1953 | H | 20 | 16  | W |
| 1962 | N | 36 | *34 | W |
| 1975 | H | 31 | 16  | W |
| 1976 | H | 17 | 9   | W |

|        |   |     |        |      |
|--------|---|-----|--------|------|
| 1983   | N | 30  | **31   | L    |
| 1988   | N | 3   | ***23  | L    |
| 1991   | N | 0   | ****22 | L    |
| 1994   | N | 24  | #17    | W    |
| 2002   | N | 14  | ##37   | L    |
| 2014   | H | 41  | 31     | W    |
| 2015   | A | 33  | 36     | L OT |
| Totals |   | 255 | 291    |      |

\*1962 Gotham Bowl; \*\*1984 Orange Bowl;  
\*\*\*1989 Orange Bowl; \*\*\*\*1992 Orange Bowl;  
#1995 Orange Bowl; ##2002 Rose Bowl

Middle Tennessee (NU leads 1-0)

|      |   |    |   |   |
|------|---|----|---|---|
| 1992 | H | 48 | 7 | W |
|------|---|----|---|---|

Mississippi (NU trails 0-1)

|      |   |    |     |   |
|------|---|----|-----|---|
| 2002 | N | 23 | *27 | L |
|------|---|----|-----|---|

\*2002 Independence Bowl

Mississippi State (NU leads 1-0)

|      |   |    |     |   |
|------|---|----|-----|---|
| 1980 | N | 31 | *17 | W |
|------|---|----|-----|---|

\*1980 Sun Bowl

Missouri (NU leads 65-36-3)

|      |   |    |       |   |
|------|---|----|-------|---|
| 1892 | N | 1  | *0    | W |
| 1893 | N | 18 | **30  | L |
| 1894 | N | 14 | **18  | L |
| 1895 | N | 12 | ***10 | W |
| 1896 | A | 8  | 4     | W |
| 1897 | H | 41 | 0     | W |
| 1898 | A | 47 | 6     | W |
| 1899 | H | 0  | 11    | L |
| 1900 | A | 12 | 0     | W |
| 1901 | N | 51 | ***0  | W |
| 1902 | N | 12 | ****0 | W |
| 1911 | H | 34 | 0     | W |
| 1912 | A | 7  | 0     | W |
| 1917 | H | 52 | 0     | W |
| 1919 | A | 12 | 5     | W |
| 1922 | H | 48 | 0     | W |
| 1923 | A | 7  | 7     | T |
| 1924 | H | 14 | 6     | W |
| 1925 | A | 6  | 9     | L |
| 1926 | H | 7  | 14    | L |
| 1927 | A | 6  | 7     | L |
| 1928 | H | 24 | 0     | W |
| 1929 | A | 7  | 7     | T |
| 1930 | H | 0  | 0     | T |
| 1931 | A | 10 | 7     | W |
| 1932 | H | 21 | 6     | W |
| 1933 | A | 26 | 0     | W |
| 1934 | H | 13 | 6     | W |
| 1935 | A | 19 | 6     | W |
| 1936 | H | 20 | 0     | W |
| 1937 | A | 7  | 0     | W |
| 1938 | H | 10 | 13    | L |
| 1939 | A | 13 | 27    | L |
| 1940 | H | 20 | 7     | W |
| 1941 | A | 0  | 6     | L |
| 1942 | H | 6  | 26    | L |
| 1943 | A | 20 | 54    | L |
| 1944 | H | 24 | 20    | W |
| 1945 | A | 0  | 19    | L |
| 1946 | H | 20 | 21    | L |
| 1947 | A | 6  | 47    | L |
| 1948 | H | 6  | 33    | L |
| 1949 | A | 20 | 21    | L |
| 1950 | H | 40 | 34    | W |
| 1951 | A | 19 | 35    | L |
| 1952 | H | 6  | 10    | L |
| 1953 | A | 7  | 23    | L |
| 1954 | H | 25 | 19    | W |
| 1955 | A | 18 | 12    | W |
| 1956 | H | 15 | 14    | W |
| 1957 | A | 13 | 14    | L |

|        |   |       |       |      |
|--------|---|-------|-------|------|
| 1958   | H | 0     | 31    | L    |
| 1959   | A | 0     | 9     | L    |
| 1960   | H | 0     | 28    | L    |
| 1961   | A | 0     | 10    | L    |
| 1962   | H | 7     | 16    | W    |
| 1963   | A | 13    | 12    | W    |
| 1964   | H | 9     | 0     | W    |
| 1965   | A | 16    | 14    | W    |
| 1966   | H | 35    | 0     | W    |
| 1967   | A | 7     | 10    | L    |
| 1968   | H | 14    | 16    | L    |
| 1969   | A | 7     | 17    | L    |
| 1970   | H | 21    | 7     | W    |
| 1971   | A | 36    | 0     | W    |
| 1972   | H | 62    | 0     | W    |
| 1973   | A | 12    | 13    | L    |
| 1974   | H | 10    | 21    | L    |
| 1975   | A | 30    | 7     | W    |
| 1976   | H | 24    | 34    | L    |
| 1977   | A | 21    | 10    | W    |
| 1978   | H | 31    | 35    | L    |
| 1979   | A | 23    | 20    | W    |
| 1980   | H | 38    | 16    | W    |
| 1981   | A | 6     | 0     | W    |
| 1982   | H | 23    | 19    | W    |
| 1983   | A | 34    | 13    | W    |
| 1984   | H | 33    | 23    | W    |
| 1985   | A | 28    | 20    | W    |
| 1986   | H | 48    | 17    | W    |
| 1987   | A | 42    | 7     | W    |
| 1988   | H | 26    | 18    | W    |
| 1989   | A | 50    | 7     | W    |
| 1990   | H | 69    | 21    | W    |
| 1991   | H | 63    | 6     | W    |
| 1992   | A | 34    | 24    | W    |
| 1993   | H | 49    | 7     | W    |
| 1994   | A | 42    | 7     | W    |
| 1995   | H | 57    | 0     | W    |
| 1996   | H | 51    | 7     | W    |
| 1997   | A | 45    | 38    | W OT |
| 1998   | H | 20    | 13    | W    |
| 1999   | A | 40    | 10    | W    |
| 2000   | H | 42    | 24    | W    |
| 2001   | A | 36    | 3     | W    |
| 2002   | H | 24    | 13    | W    |
| 2003   | A | 24    | 41    | L    |
| 2004   | H | 24    | 3     | W    |
| 2005   | A | 24    | 41    | L    |
| 2006   | H | 34    | 20    | W    |
| 2007   | A | 6     | 41    | L    |
| 2008   | H | 17    | 52    | L    |
| 2009   | A | 27    | 12    | W    |
| 2010   | H | 31    | 17    | W    |
| Totals |   | 2,320 | 1,454 |      |

\*at Omaha, Missouri forfeited; \*\*at Kansas City;

\*\*\*at Omaha;

\*\*\*\*at St. Joseph

Nevada (NU leads 1-0)

|      |   |    |    |   |
|------|---|----|----|---|
| 2007 | H | 52 | 10 | W |
|------|---|----|----|---|

New Mexico (NU leads 1-0)

|      |   |    |   |   |
|------|---|----|---|---|
| 1985 | H | 38 | 7 | W |
|------|---|----|---|---|

New Mexico State (NU leads 3-0)

|      |   |    |   |   |
|------|---|----|---|---|
| 1979 | H | 57 | 0 | W |
| 1982 | H | 68 | 0 | W |
| 2008 | H | 38 | 7 | W |

|        |  |     |   |  |
|--------|--|-----|---|--|
| Totals |  | 163 | 7 |  |
|--------|--|-----|---|--|

North Carolina (NU leads 1-0)

|      |   |    |     |   |
|------|---|----|-----|---|
| 1977 | N | 21 | *17 | W |
|------|---|----|-----|---|

\*1977 Liberty Bowl

**North Carolina State (NU leads 2-0)**

|               |   |           |           |   |
|---------------|---|-----------|-----------|---|
| 1962          | H | 19        | 14        | W |
| 1973          | H | 31        | 14        | W |
| <b>Totals</b> |   | <b>50</b> | <b>28</b> |   |

**North Texas (NU leads 1-0)**

|      |   |    |    |   |
|------|---|----|----|---|
| 1993 | H | 76 | 14 | W |
|------|---|----|----|---|

**Northern Illinois (NU leads 4-1)**

|               |   |            |           |   |
|---------------|---|------------|-----------|---|
| 1989          | H | 48         | 17        | W |
| 1990          | H | 60         | 14        | W |
| 2017          | H | 17         | 21        | L |
| 2019          | H | 44         | 8         | W |
| 2023          | H | 35         | 11        | W |
| <b>Totals</b> |   | <b>204</b> | <b>71</b> |   |

**Notre Dame (NU leads 8-7-1)**

|               |   |            |            |      |
|---------------|---|------------|------------|------|
| 1915          | H | 20         | 19         | W    |
| 1916          | H | 0          | 20         | L    |
| 1917          | H | 7          | 0          | W    |
| 1918          | H | 0          | 0          | T    |
| 1919          | H | 9          | 14         | L    |
| 1920          | H | 7          | 16         | L    |
| 1921          | A | 0          | 7          | L    |
| 1922          | H | 14         | 6          | W    |
| 1923          | H | 14         | 7          | W    |
| 1924          | A | 6          | 34         | L    |
| 1925          | H | 17         | 0          | W    |
| 1947          | A | 0          | 31         | L    |
| 1948          | H | 13         | 44         | L    |
| 1973          | N | 40         | *6         | W    |
| 2000          | A | 27         | 24         | W OT |
| 2001          | H | 27         | 10         | W    |
| <b>Totals</b> |   | <b>201</b> | <b>238</b> |      |

\*1973 Orange Bowl

**Oklahoma (NU trails 38-47-3)**

|      |   |    |     |   |
|------|---|----|-----|---|
| 1912 | H | 13 | 9   | W |
| 1919 | N | 7  | *7  | T |
| 1921 | H | 44 | 0   | W |
| 1922 | A | 39 | 7   | W |
| 1923 | H | 24 | 0   | W |
| 1924 | A | 7  | 14  | L |
| 1925 | H | 12 | 0   | W |
| 1928 | A | 44 | 6   | W |
| 1929 | H | 13 | 13  | T |
| 1930 | A | 7  | 20  | L |
| 1931 | H | 13 | 0   | W |
| 1932 | A | 5  | 0   | W |
| 1933 | H | 16 | 7   | W |
| 1934 | A | 6  | 0   | W |
| 1935 | H | 19 | 0   | W |
| 1936 | A | 14 | 0   | W |
| 1937 | H | 0  | 0   | T |
| 1938 | A | 0  | 14  | L |
| 1939 | H | 13 | 7   | W |
| 1940 | A | 13 | 0   | W |
| 1941 | H | 7  | 6   | W |
| 1942 | A | 7  | 0   | W |
| 1943 | H | 7  | 26  | L |
| 1944 | N | 12 | *31 | L |
| 1945 | H | 0  | 20  | L |
| 1946 | A | 6  | 27  | L |
| 1947 | H | 13 | 14  | L |
| 1948 | A | 14 | 41  | L |
| 1949 | H | 0  | 48  | L |
| 1950 | A | 35 | 49  | L |
| 1951 | H | 0  | 27  | L |
| 1952 | A | 13 | 34  | L |
| 1953 | H | 7  | 30  | L |
| 1954 | A | 7  | 55  | L |
| 1955 | H | 0  | 41  | L |
| 1956 | A | 6  | 54  | L |
| 1957 | H | 7  | 32  | L |
| 1958 | A | 7  | 40  | L |
| 1959 | H | 25 | 21  | W |
| 1960 | A | 17 | 14  | W |
| 1961 | H | 14 | 21  | L |

|               |   |              |              |   |
|---------------|---|--------------|--------------|---|
| 1962          | A | 6            | 34           | L |
| 1963          | H | 29           | 20           | W |
| 1964          | A | 7            | 17           | L |
| 1965          | H | 21           | 9            | W |
| 1966          | A | 9            | 10           | L |
| 1967          | H | 14           | 21           | L |
| 1968          | A | 0            | 47           | L |
| 1969          | A | 44           | 14           | W |
| 1970          | H | 28           | 21           | W |
| 1971          | A | 35           | 31           | W |
| 1972          | H | 14           | 17           | L |
| 1973          | A | 0            | 27           | L |
| 1974          | H | 14           | 28           | L |
| 1975          | A | 10           | 35           | L |
| 1976          | H | 17           | 20           | L |
| 1977          | A | 7            | 38           | L |
| 1978          | H | 17           | 14           | W |
| 1979          | N | 24           | #31          | L |
| 1979          | A | 14           | 17           | L |
| 1980          | H | 17           | 21           | L |
| 1981          | A | 37           | 14           | W |
| 1982          | H | 28           | 24           | W |
| 1983          | A | 28           | 21           | W |
| 1984          | H | 7            | 17           | L |
| 1985          | A | 7            | 27           | L |
| 1986          | H | 17           | 20           | L |
| 1987          | H | 7            | 17           | L |
| 1988          | A | 7            | 3            | W |
| 1989          | H | 42           | 25           | W |
| 1990          | A | 10           | 45           | L |
| 1991          | H | 19           | 14           | W |
| 1992          | A | 33           | 9            | W |
| 1993          | H | 21           | 7            | W |
| 1994          | A | 13           | 3            | W |
| 1995          | H | 37           | 0            | W |
| 1996          | A | 73           | 21           | W |
| 1997          | H | 69           | 7            | W |
| 2000          | A | 14           | 31           | L |
| 2001          | H | 20           | 10           | W |
| 2004          | A | 3            | 30           | L |
| 2005          | H | 24           | 31           | L |
| 2006          | N | 7            | **21         | L |
| 2008          | A | 28           | 62           | L |
| 2009          | H | 10           | 3            | W |
| 2010          | N | 20           | **23         | L |
| 2021          | A | 16           | 23           | L |
| 2022          | H | 14           | 49           | L |
| <b>Totals</b> |   | <b>1,451</b> | <b>1,764</b> |   |

\*at Omaha; \*\*Big 12 Championship; # 1979 Orange Bowl

**Oklahoma State (NU leads 37-5-1)**

|      |   |    |    |   |
|------|---|----|----|---|
| 1960 | H | 6  | 7  | L |
| 1961 | A | 6  | 14 | L |
| 1962 | H | 14 | 0  | W |
| 1963 | A | 20 | 16 | W |
| 1964 | H | 27 | 14 | W |
| 1965 | A | 21 | 17 | W |
| 1966 | H | 21 | 6  | W |
| 1967 | H | 9  | 0  | W |
| 1968 | A | 21 | 20 | W |
| 1969 | H | 13 | 3  | W |
| 1970 | H | 65 | 31 | W |
| 1971 | A | 41 | 13 | W |
| 1972 | H | 34 | 0  | W |
| 1973 | A | 17 | 17 | T |
| 1974 | H | 7  | 3  | W |
| 1975 | A | 28 | 20 | W |
| 1976 | H | 14 | 10 | W |
| 1977 | A | 31 | 14 | W |
| 1978 | H | 22 | 14 | W |
| 1979 | A | 36 | 0  | W |
| 1980 | H | 48 | 7  | W |
| 1981 | A | 54 | 7  | W |
| 1982 | H | 48 | 10 | W |
| 1983 | A | 14 | 10 | W |
| 1984 | H | 17 | 3  | W |
| 1985 | A | 34 | 24 | W |
| 1986 | H | 30 | 10 | W |
| 1987 | A | 35 | 0  | W |

|               |   |              |            |   |
|---------------|---|--------------|------------|---|
| 1988          | H | 63           | 42         | W |
| 1989          | A | 48           | 23         | W |
| 1990          | H | 31           | 3          | W |
| 1991          | A | 49           | 15         | W |
| 1992          | H | 55           | 0          | W |
| 1993          | A | 27           | 13         | W |
| 1994          | H | 32           | 3          | W |
| 1995          | A | 64           | 21         | W |
| 1998          | N | 24           | *17        | W |
| 1999          | H | 38           | 14         | W |
| 2002          | A | 21           | 24         | L |
| 2003          | H | 17           | 7          | W |
| 2006          | A | 29           | 41         | L |
| 2007          | H | 14           | 45         | L |
| 2010          | A | 51           | 41         | W |
| <b>Totals</b> |   | <b>1,296</b> | <b>599</b> |   |

\*at Kansas City

**Oregon State (NU leads 9-2)**

|               |   |            |            |   |
|---------------|---|------------|------------|---|
| 1916          | N | 17         | *7         | W |
| 1924          | H | 14         | 0          | W |
| 1933          | H | 22         | 0          | W |
| 1935          | H | 26         | 20         | W |
| 1936          | N | 32         | *14        | W |
| 1947          | H | 6          | 27         | L |
| 1948          | N | 12         | *28        | L |
| 1954          | H | 27         | 7          | W |
| 1959          | H | 7          | 6          | W |
| 1989          | H | 35         | 7          | W |
| 1990          | H | 31         | 7          | W |
| <b>Totals</b> |   | <b>229</b> | <b>123</b> |   |

\*at Portland

**Pacific (NU leads 2-0)**

|               |   |            |           |   |
|---------------|---|------------|-----------|---|
| 1994          | H | 70         | 21        | W |
| 1995          | H | 49         | 7         | W |
| <b>Totals</b> |   | <b>119</b> | <b>28</b> |   |

\*discontinued program in 1995

**Pittsburgh (NU trails 6-15-3)**

|               |   |            |            |   |
|---------------|---|------------|------------|---|
| 1921          | A | 10         | 0          | W |
| 1927          | A | 13         | 21         | L |
| 1928          | H | 0          | 0          | T |
| 1929          | H | 7          | 12         | L |
| 1930          | H | 0          | 0          | T |
| 1931          | A | 0          | 40         | L |
| 1932          | H | 0          | 0          | T |
| 1933          | A | 0          | 6          | L |
| 1934          | H | 6          | 25         | L |
| 1935          | A | 0          | 6          | L |
| 1936          | H | 6          | 19         | L |
| 1937          | A | 7          | 13         | L |
| 1938          | H | 0          | 19         | L |
| 1939          | A | 14         | 13         | W |
| 1940          | A | 9          | 7          | W |
| 1941          | H | 7          | 14         | L |
| 1942          | A | 0          | 6          | L |
| 1943*         |   |            |            |   |
| 1953          | A | 6          | 14         | L |
| 1954          | H | 7          | 21         | L |
| 1955          | A | 7          | 21         | L |
| 1957          | A | 0          | 34         | L |
| 1958          | H | 14         | 6          | W |
| 2004          | A | 24         | 17         | W |
| 2005          | H | 7          | 6          | W |
| <b>Totals</b> |   | <b>144</b> | <b>320</b> |   |

\*Game canceled

**Rice (NU leads 1-0)**

|      |   |    |   |   |
|------|---|----|---|---|
| 2001 | H | 48 | 3 | W |
|------|---|----|---|---|

**San Jose State (NU leads 2-0)**

|               |   |           |           |   |
|---------------|---|-----------|-----------|---|
| 2000          | H | 49        | 13        | W |
| 2008          | H | 35        | 12        | W |
| <b>Totals</b> |   | <b>84</b> | <b>25</b> |   |

**South Alabama (NU leads 2-0)**

|               |   |           |           |   |
|---------------|---|-----------|-----------|---|
| 2015          | H | 48        | 9         | W |
| 2019          | H | 35        | 21        | W |
| <b>Totals</b> |   | <b>83</b> | <b>30</b> |   |

**South Carolina (NU leads 3-1)**

|               |   |           |           |   |
|---------------|---|-----------|-----------|---|
| 1964          | H | 28        | 6         | W |
| 1986          | A | 27        | 24        | W |
| 1987          | H | 30        | 21        | W |
| 2011          | N | 13        | *30       | L |
| <b>Totals</b> |   | <b>98</b> | <b>81</b> |   |

\*2012 Capital One Bowl

**Southern Methodist (NU leads 1-0-1)**

|               |   |           |           |   |
|---------------|---|-----------|-----------|---|
| 1929          | H | 0         | 0         | T |
| 1932          | A | 21        | 14        | W |
| <b>Totals</b> |   | <b>21</b> | <b>14</b> |   |

**Southern Miss (NU leads 5-1)**

|               |   |            |            |   |
|---------------|---|------------|------------|---|
| 1999          | H | 20         | 13         | W |
| 2003          | A | 38         | 14         | W |
| 2004          | H | 17         | 21         | L |
| 2012          | H | 49         | 20         | W |
| 2013          | H | 56         | 13         | W |
| 2015          | H | 36         | 28         | W |
| <b>Totals</b> |   | <b>216</b> | <b>109</b> |   |

**Stanford (NU trails 0-1)**

|      |   |    |     |   |
|------|---|----|-----|---|
| 1941 | N | 13 | *21 | L |
|------|---|----|-----|---|

\*1941 Rose Bowl

**Syracuse (NU trails 5-7)**

|               |   |            |            |   |
|---------------|---|------------|------------|---|
| 1917          | H | 9          | 10         | L |
| 1919          | H | 3          | 0          | W |
| 1922          | A | 6          | 9          | L |
| 1923          | H | 0          | 7          | L |
| 1927          | H | 21         | 0          | W |
| 1928          | H | 7          | 6          | W |
| 1929          | A | 13         | 6          | W |
| 1957          | H | 9          | 26         | L |
| 1958          | A | 0          | 38         | L |
| 1961          | H | 6          | 28         | L |
| 1983          | H | 63         | 7          | W |
| 1984          | A | 9          | 17         | L |
| <b>Totals</b> |   | <b>146</b> | <b>154</b> |   |

**TCU (NU leads 6-1)**

|               |   |            |           |   |
|---------------|---|------------|-----------|---|
| 1951          | H | 7          | 28        | L |
| 1965          | H | 34         | 14        | W |
| 1966          | H | 14         | 10        | W |
| 1967          | A | 29         | 0         | W |
| 1975          | H | 56         | 14        | W |
| 1976          | H | 64         | 10        | W |
| 2001          | H | 21         | 7         | W |
| <b>Totals</b> |   | <b>225</b> | <b>83</b> |   |

**Tennessee (NU leads 2-1)**

|               |   |           |           |   |
|---------------|---|-----------|-----------|---|
| 1997          | N | 42        | *17       | W |
| 1999          | N | 31        | **21      | W |
| 2016          | N | 24        | ***38     | L |
| <b>Totals</b> |   | <b>97</b> | <b>76</b> |   |

\*1998 Orange Bowl; \*\*2000 Fiesta Bowl

\*\*\*2016 Music City Bowl

**Texas (NU trails 4-10)**

|      |   |    |      |   |
|------|---|----|------|---|
| 1933 | H | 26 | 0    | W |
| 1959 | H | 0  | 20   | L |
| 1960 | A | 14 | 13   | W |
| 1974 | N | 19 | *3   | W |
| 1996 | N | 27 | **37 | L |
| 1998 | H | 16 | 20   | L |
| 1999 | A | 20 | 24   | L |
| 1999 | N | 22 | **6  | W |
| 2002 | H | 24 | 27   | L |
| 2003 | A | 7  | 31   | L |

|               |   |            |            |   |
|---------------|---|------------|------------|---|
| 2006          | H | 20         | 22         | L |
| 2007          | A | 25         | 28         | L |
| 2009          | N | 12         | **13       | L |
| 2010          | H | 13         | 20         | L |
| <b>Totals</b> |   | <b>245</b> | <b>264</b> |   |

\*1974 Cotton Bowl; \*\*Big 12 Championship

#### Texas A&M (NU leads 10-4)

|               |   |            |            |   |
|---------------|---|------------|------------|---|
| 1930          | H | 13         | 0          | W |
| 1955          | H | 0          | 27         | L |
| 1969          | H | 14         | 0          | W |
| 1971          | H | 34         | 7          | W |
| 1972          | H | 37         | 7          | W |
| 1988          | N | 23         | *14        | W |
| 1997          | N | 54         | **15       | W |
| 1998          | A | 21         | 28         | L |
| 1999          | H | 37         | 0          | W |
| 2002          | A | 38         | 31         | W |
| 2003          | H | 48         | 12         | W |
| 2006          | A | 28         | 27         | W |
| 2007          | H | 14         | 36         | L |
| 2010          | A | 6          | 9          | L |
| <b>Totals</b> |   | <b>360</b> | <b>220</b> |   |

\*Kickoff Classic at East Rutherford; \*\*Big 12 Championship

#### Texas Tech (NU leads 7-4)

|               |   |            |            |      |
|---------------|---|------------|------------|------|
| 1976          | N | 27         | *24        | W    |
| 1993          | H | 50         | 27         | W    |
| 1994          | A | 42         | 16         | W    |
| 1996          | A | 24         | 10         | W    |
| 1997          | H | 29         | 0          | W    |
| 2000          | A | 56         | 3          | W    |
| 2001          | H | 41         | 31         | W    |
| 2004          | A | 10         | 70         | L    |
| 2005          | H | 31         | 34         | L    |
| 2008          | A | 31         | 37         | L OT |
| 2009          | H | 10         | 31         | L    |
| <b>Totals</b> |   | <b>351</b> | <b>283</b> |      |

#### Troy (NU leads 4-1)

|               |   |            |           |   |
|---------------|---|------------|-----------|---|
| 2001          | H | 42         | 14        | W |
| 2002          | H | 31         | 16        | W |
| 2003          | H | 30         | 0         | W |
| 2006          | H | 56         | 0         | W |
| 2018          | H | 19         | 24        | L |
| <b>Totals</b> |   | <b>178</b> | <b>54</b> |   |

#### UAB (NU leads 1-0)

|      |   |    |   |   |
|------|---|----|---|---|
| 1998 | H | 38 | 7 | W |
|------|---|----|---|---|

#### UCF (NU leads 1-0)

|      |   |    |    |   |
|------|---|----|----|---|
| 1997 | H | 38 | 24 | W |
|------|---|----|----|---|

#### UNLV (NU leads 1-0)

|      |   |    |   |   |
|------|---|----|---|---|
| 1988 | H | 48 | 6 | W |
|------|---|----|---|---|

#### Utah (NU leads 4-0)

|               |   |            |           |   |
|---------------|---|------------|-----------|---|
| 1968          | H | 31         | 0         | W |
| 1980          | H | 55         | 9         | W |
| 1989          | H | 42         | 30        | W |
| 1992          | H | 49         | 22        | W |
| <b>Totals</b> |   | <b>177</b> | <b>61</b> |   |

#### Utah State (NU leads 8-0)

|               |   |            |            |   |
|---------------|---|------------|------------|---|
| 1966          | H | 28         | 7          | W |
| 1971          | H | 42         | 6          | W |
| 1979          | H | 35         | 14         | W |
| 1987          | H | 56         | 12         | W |
| 1988          | H | 63         | 13         | W |
| 1991          | H | 59         | 28         | W |
| 2002          | H | 44         | 13         | W |
| 2003          | H | 31         | 7          | W |
| <b>Totals</b> |   | <b>368</b> | <b>100</b> |   |

#### Virginia Tech (NU trails 1-2)

|               |   |           |           |   |
|---------------|---|-----------|-----------|---|
| 1996          | N | 41        | *21       | W |
| 2008          | H | 30        | 35        | L |
| 2009          | A | 15        | 16        | L |
| <b>Totals</b> |   | <b>86</b> | <b>72</b> |   |

\*1996 Orange Bowl

#### Wake Forest (NU leads 3-0)

|               |   |           |           |   |
|---------------|---|-----------|-----------|---|
| 1970          | H | 36        | 12        | W |
| 2005          | H | 31        | 3         | W |
| 2007          | H | 20        | 17        | W |
| <b>Totals</b> |   | <b>87</b> | <b>32</b> |   |

#### Washington State (NU trails 1-3)

|               |   |           |           |   |
|---------------|---|-----------|-----------|---|
| 1920          | H | 20        | 21        | L |
| 1957          | H | 12        | 35        | L |
| 1977          | H | 10        | 19        | L |
| 1995          | H | 35        | 21        | W |
| <b>Totals</b> |   | <b>77</b> | <b>96</b> |   |

#### Western Kentucky (NU leads 1-0)

|      |   |    |    |   |
|------|---|----|----|---|
| 2010 | H | 49 | 10 | W |
|------|---|----|----|---|

#### Western Michigan (NU leads 1-0)

|      |   |    |    |   |
|------|---|----|----|---|
| 2008 | H | 47 | 24 | W |
|------|---|----|----|---|

#### West Virginia (NU leads 1-0)

|      |   |    |    |   |
|------|---|----|----|---|
| 1994 | N | 31 | *0 | W |
|------|---|----|----|---|

\*Kickoff Classic at East Rutherford, N.J.

#### Wyoming (NU leads 8-0)

|               |   |            |            |   |
|---------------|---|------------|------------|---|
| 1934          | H | 50         | 0          | W |
| 1968          | H | 13         | 10         | W |
| 1983          | H | 56         | 20         | W |
| 1984          | H | 42         | 7          | W |
| 1994          | H | 42         | 32         | W |
| 2011          | A | 38         | 14         | W |
| 2013          | H | 37         | 34         | W |
| 2016          | H | 52         | 17         | W |
| <b>Totals</b> |   | <b>330</b> | <b>134</b> |   |

**Note:** Year listed for bowl game indicates regular season it followed.

Football Championship Subdivision Opponents

Bethune-Cookman (NU leads, 1-0)

|      |   |    |   |   |
|------|---|----|---|---|
| 2018 | H | 45 | 9 | W |
|------|---|----|---|---|

Chattanooga (NU leads, 1-0)

|      |   |    |   |   |
|------|---|----|---|---|
| 2011 | H | 40 | 7 | W |
|------|---|----|---|---|

Colgate (NU leads 1-0)

|      |   |    |   |   |
|------|---|----|---|---|
| 1924 | H | 33 | 7 | W |
|------|---|----|---|---|

Fordham (NU leads 1-0)

|      |   |    |   |   |
|------|---|----|---|---|
| 2021 | H | 52 | 7 | W |
|------|---|----|---|---|

Idaho (NU leads 1-0)

|      |   |    |    |   |
|------|---|----|----|---|
| 2010 | H | 38 | 17 | W |
|------|---|----|----|---|

Idaho State (NU leads 1-0)

|      |   |    |   |   |
|------|---|----|---|---|
| 2012 | H | 73 | 7 | W |
|------|---|----|---|---|

Maine (NU leads 1-0)

|      |   |    |   |   |
|------|---|----|---|---|
| 2005 | H | 25 | 7 | W |
|------|---|----|---|---|

McNeese State (NU leads 2-0)

|      |   |    |    |   |
|------|---|----|----|---|
| 2002 | H | 38 | 14 | W |
|------|---|----|----|---|

|      |   |    |    |   |
|------|---|----|----|---|
| 2014 | H | 31 | 24 | W |
|------|---|----|----|---|

|        |  |    |    |  |
|--------|--|----|----|--|
| Totals |  | 69 | 38 |  |
|--------|--|----|----|--|

Montana State (NU leads 2-0)

|      |   |    |   |   |
|------|---|----|---|---|
| 1928 | H | 26 | 6 | W |
|------|---|----|---|---|

|      |   |    |   |   |
|------|---|----|---|---|
| 1930 | H | 53 | 7 | W |
|------|---|----|---|---|

|        |  |    |    |  |
|--------|--|----|----|--|
| Totals |  | 79 | 13 |  |
|--------|--|----|----|--|

Nicholls State (NU leads 1-0)

|      |   |    |   |   |
|------|---|----|---|---|
| 2006 | H | 56 | 7 | W |
|------|---|----|---|---|

North Dakota (NU leads, 2-0)

|      |   |    |   |   |
|------|---|----|---|---|
| 1961 | H | 33 | 0 | W |
|------|---|----|---|---|

|      |   |    |    |   |
|------|---|----|----|---|
| 2022 | H | 38 | 17 | W |
|------|---|----|----|---|

|        |  |    |    |  |
|--------|--|----|----|--|
| Totals |  | 71 | 17 |  |
|--------|--|----|----|--|

South Dakota (NU leads 14-1-2)

|      |   |   |   |   |
|------|---|---|---|---|
| 1899 | A | 5 | 6 | L |
|------|---|---|---|---|

|      |   |    |   |   |
|------|---|----|---|---|
| 1903 | H | 23 | 0 | W |
|------|---|----|---|---|

|      |   |    |   |   |
|------|---|----|---|---|
| 1905 | H | 42 | 6 | W |
|------|---|----|---|---|

|      |   |   |   |   |
|------|---|---|---|---|
| 1906 | H | 4 | 0 | W |
|------|---|---|---|---|

|      |   |    |   |   |
|------|---|----|---|---|
| 1907 | H | 39 | 0 | W |
|------|---|----|---|---|

|      |   |   |   |   |
|------|---|---|---|---|
| 1909 | H | 6 | 6 | T |
|------|---|---|---|---|

|      |   |    |   |   |
|------|---|----|---|---|
| 1910 | H | 12 | 9 | W |
|------|---|----|---|---|

|      |   |   |   |   |
|------|---|---|---|---|
| 1914 | H | 0 | 0 | T |
|------|---|---|---|---|

|      |   |    |   |   |
|------|---|----|---|---|
| 1920 | H | 20 | 0 | W |
|------|---|----|---|---|

|      |   |    |   |   |
|------|---|----|---|---|
| 1922 | H | 66 | 0 | W |
|------|---|----|---|---|

|      |   |    |   |   |
|------|---|----|---|---|
| 1931 | H | 44 | 6 | W |
|------|---|----|---|---|

|      |   |    |   |   |
|------|---|----|---|---|
| 1945 | H | 53 | 0 | W |
|------|---|----|---|---|

|      |   |    |   |   |
|------|---|----|---|---|
| 1949 | H | 33 | 6 | W |
|------|---|----|---|---|

|      |   |    |   |   |
|------|---|----|---|---|
| 1952 | H | 46 | 0 | W |
|------|---|----|---|---|

|      |   |    |   |   |
|------|---|----|---|---|
| 1956 | H | 34 | 6 | W |
|------|---|----|---|---|

|      |   |    |   |   |
|------|---|----|---|---|
| 1962 | H | 53 | 0 | W |
|------|---|----|---|---|

|      |   |    |   |   |
|------|---|----|---|---|
| 1964 | H | 56 | 0 | W |
|------|---|----|---|---|

|        |  |     |    |  |
|--------|--|-----|----|--|
| Totals |  | 536 | 45 |  |
|--------|--|-----|----|--|

South Dakota State (NU leads 3-0)

|      |   |    |   |   |
|------|---|----|---|---|
| 1963 | H | 58 | 7 | W |
|------|---|----|---|---|

|      |   |    |   |   |
|------|---|----|---|---|
| 2010 | H | 17 | 3 | W |
|------|---|----|---|---|

|      |   |    |    |   |
|------|---|----|----|---|
| 2013 | H | 59 | 20 | W |
|------|---|----|----|---|

|        |  |     |    |  |
|--------|--|-----|----|--|
| Totals |  | 134 | 30 |  |
|--------|--|-----|----|--|

Western Illinois (NU leads 1-0)

|      |   |    |    |   |
|------|---|----|----|---|
| 2004 | H | 56 | 17 | W |
|------|---|----|----|---|

Non-Division I Opponents\*

| Team                  | W  | L | T | Last Meeting |
|-----------------------|----|---|---|--------------|
| Adrian                | 1  | 0 | 0 | 1912         |
| Baker                 | 0  | 0 | 1 | 1893         |
| Bellevue              | 3  | 0 | 0 | 1912         |
| Butte (Montana)       | 0  | 2 | 0 | 1896         |
| Camp Dodge            | 0  | 1 | 0 | 1918         |
| Carlisle Indians      | 0  | 1 | 0 | 1908         |
| Chicago               | 1  | 1 | 0 | 1935         |
| Creighton             | 3  | 0 | 0 | 1904         |
| Denver A. C.          | 3  | 1 | 0 | 1898         |
| Denver U.             | 4  | 0 | 0 | 1910         |
| Doane                 | 16 | 2 | 0 | 1912         |
| Drake                 | 6  | 2 | 0 | 1926         |
| Grinnell              | 7  | 2 | 0 | 1927         |
| Grand Island          | 3  | 0 | 0 | 1905         |
| Haskell               | 7  | 2 | 0 | 1921         |
| Hastings              | 2  | 0 | 0 | 1906         |
| Iowa Pre-flight       | 0  | 1 | 0 | 1942         |
| Kansas City Medics    | 1  | 2 | 2 | 1900         |
| Kirksville Osteopaths | 1  | 0 | 0 | 1901         |
| Knox                  | 5  | 0 | 0 | 1909         |
| Morningside           | 1  | 0 | 0 | 1914         |
| Nebraska-Kearney      | 1  | 0 | 0 | 1911         |
| Nebraska Wesleyan     | 8  | 0 | 0 | 1921         |
| New York U.           | 2  | 0 | 0 | 1927         |
| Omaha Balloon         | 1  | 0 | 0 | 1918         |
| Omaha Univ. Club      | 1  | 0 | 0 | 1895         |
| Omaha YMCA            | 3  | 0 | 0 | 1894         |
| Ottawa                | 1  | 0 | 0 | 1894         |
| Peru State            | 3  | 0 | 0 | 1910         |
| Saint Louis           | 0  | 1 | 0 | 1907         |
| Sioux City A. C.      | 1  | 0 | 0 | 1895         |
| Tarkio                | 3  | 0 | 0 | 1900         |
| Wabash                | 1  | 0 | 0 | 1920         |
| Washburn              | 4  | 0 | 0 | 1915         |
| Washington (Mo.)      | 1  | 2 | 0 | 1926         |
| William Jewell        | 1  | 0 | 0 | 1898         |

\*Teams that no longer sponsor football, have not faced the Huskers in the modern era or were Division II or below in 2023.

## Nebraska Homecoming Games (86-23-4)

| Year | Opponent       | Result   |
|------|----------------|----------|
| 1911 | Michigan       | T, 6-6   |
| 1912 | Kansas         | W, 14-3  |
| 1913 | Minnesota      | W, 7-0   |
| 1914 | Kansas         | W, 35-0  |
| 1915 | Iowa           | W, 52-7  |
| 1916 | Kansas         | L, 3-7   |
| 1917 | Missouri       | W, 52-0  |
| 1918 | Kansas         | W, 20-0  |
| 1919 | Kansas         | W, 19-7  |
| 1920 | Notre Dame     | L, 7-16  |
| 1921 | Kansas         | W, 28-0  |
| 1922 | Missouri       | W, 48-0  |
| 1923 | Kansas         | T, 0-0   |
| 1924 | Colgate        | W, 35-7  |
| 1925 | Kansas         | W, 14-0  |
| 1926 | Kansas State   | W, 3-0   |
| 1927 | Kansas         | W, 47-13 |
| 1928 | Missouri       | W, 24-0  |
| 1929 | Kansas         | W, 12-6  |
| 1930 | Missouri       | T, 0-0   |
| 1931 | Kansas         | W, 6-0   |
| 1932 | Kansas State   | W, 6-0   |
| 1933 | Kansas         | W, 12-0  |
| 1934 | Missouri       | W, 13-6  |
| 1935 | Kansas         | W, 19-13 |
| 1936 | Missouri       | W, 20-0  |
| 1937 | Kansas         | T, 13-13 |
| 1938 | Missouri       | L, 10-13 |
| 1939 | Kansas         | W, 7-0   |
| 1940 | Missouri       | W, 20-7  |
| 1941 | Indiana        | L, 13-21 |
| 1942 | Indiana        | L, 0-12  |
| 1943 | Kansas         | W, 7-6   |
| 1944 | Missouri       | W, 24-20 |
| 1945 | Kansas         | W, 27-13 |
| 1946 | Missouri       | L, 20-21 |
| 1947 | Kansas         | L, 7-13  |
| 1948 | UCLA           | L, 15-27 |
| 1949 | Kansas         | L, 13-27 |
| 1950 | Missouri       | W, 40-34 |
| 1951 | Kansas         | L, 7-27  |
| 1952 | Minnesota      | L, 7-13  |
| 1953 | Colorado       | L, 10-14 |
| 1954 | Pittsburgh     | L, 7-21  |
| 1955 | Colorado       | W, 37-20 |
| 1956 | Missouri       | W, 15-14 |
| 1957 | Kansas         | L, 12-14 |
| 1958 | Missouri       | L, 0-31  |
| 1959 | Oklahoma       | W, 25-21 |
| 1960 | Missouri       | L, 0-28  |
| 1961 | Kansas         | L, 6-28  |
| 1962 | Missouri       | L, 7-16  |
| 1963 | Colorado       | W, 41-6  |
| 1964 | Kansas State   | W, 47-0  |
| 1965 | Colorado       | W, 38-13 |
| 1966 | Kansas State   | W, 21-10 |
| 1967 | Oklahoma State | W, 9-0   |
| 1968 | Kansas State   | L, 0-12  |
| 1969 | Iowa State     | W, 17-3  |
| 1970 | Kansas State   | W, 51-13 |
| 1971 | Kansas         | W, 55-0  |
| 1972 | Oklahoma State | W, 34-0  |
| 1973 | Kansas         | W, 10-9  |
| 1974 | Oklahoma State | W, 7-3   |
| 1975 | Kansas         | W, 16-0  |
| 1976 | Kansas State   | W, 51-0  |
| 1977 | Colorado       | W, 33-15 |
| 1978 | Kansas State   | W, 48-14 |
| 1979 | Kansas         | W, 42-0  |
| 1980 | Oklahoma State | W, 48-7  |
| 1981 | Kansas         | W, 31-15 |
| 1982 | Kansas State   | W, 42-13 |
| 1983 | Colorado       | W, 69-19 |

|      |                  |          |
|------|------------------|----------|
| 1984 | Oklahoma State   | W, 17-3  |
| 1985 | Colorado         | W, 17-7  |
| 1986 | Oklahoma State   | W, 30-10 |
| 1987 | Kansas State     | W, 56-3  |
| 1988 | Oklahoma State   | W, 63-42 |
| 1989 | Iowa State       | W, 49-17 |
| 1990 | Missouri         | W, 69-21 |
| 1991 | Kansas State     | W, 38-31 |
| 1992 | Colorado         | W, 52-7  |
| 1993 | Kansas State     | W, 45-28 |
| 1994 | Colorado         | W, 24-7  |
| 1995 | Kansas State     | W, 49-25 |
| 1996 | Baylor           | W, 49-0  |
| 1997 | Texas Tech       | W, 29-0  |
| 1998 | Kansas           | W, 41-0  |
| 1999 | Iowa State       | W, 49-14 |
| 2000 | Kansas           | W, 56-17 |
| 2001 | Texas Tech       | W, 41-31 |
| 2002 | Kansas           | W, 45-7  |
| 2003 | Texas A&M        | W, 48-12 |
| 2004 | Missouri         | W, 24-3  |
| 2005 | Texas Tech       | L, 31-34 |
| 2006 | Missouri         | W, 34-20 |
| 2007 | Oklahoma St.     | L, 14-45 |
| 2008 | Missouri         | L, 17-52 |
| 2009 | La.-Lafayette    | W, 55-0  |
| 2010 | South Dakota St. | W, 17-3  |
| 2011 | Ohio State       | W, 34-27 |
| 2012 | Wisconsin        | W, 30-27 |
| 2013 | Illinois         | W, 39-19 |
| 2014 | Illinois         | W, 45-14 |
| 2015 | Southern Miss    | W, 36-28 |
| 2016 | Illinois         | W, 31-16 |
| 2017 | Rutgers          | W, 27-17 |
| 2018 | Purdue           | L, 28-42 |
| 2019 | Northwestern     | W, 13-10 |
| 2020 | Penn State       | W, 30-23 |
| 2021 | Northwestern     | W, 56-7  |
| 2022 | Indiana          | W, 35-21 |
| 2023 | Purdue           | W, 31-14 |

## 1970 National Champions (11-0-1)

**Head Coach:** Bob Devaney

**Captains:** Dan Schneiss and Jerry Murtaugh

| Date     | Opponent           | Result   |
|----------|--------------------|----------|
| Sept. 12 | Wake Forest        | W, 36-12 |
| Sept. 19 | at USC             | T, 21-21 |
| Sept. 26 | Army               | W, 28-0  |
| Oct. 3   | at Minnesota       | W, 35-10 |
| Oct. 10  | Missouri           | W, 21-7  |
| Oct. 17  | at Kansas          | W, 41-20 |
| Oct. 24  | Oklahoma State     | W, 65-31 |
| Oct. 31  | at Colorado        | W, 29-13 |
| Nov. 7   | at Iowa State      | W, 54-29 |
| Nov. 14  | Kansas State       | W, 51-13 |
| Nov. 21  | Oklahoma           | W, 28-21 |
|          | <b>Orange Bowl</b> |          |
| Jan. 1   | Louisiana State    | W, 17-12 |

## 1995 National Champions (12-0)

**Head Coach:** Tom Osborne

**Captains:** Phil Ellis, Mark Gilman, Aaron Graham, Christian Peter and Tony Veland

| Date     | Opponent           | Result   |
|----------|--------------------|----------|
| Aug. 31  | at Oklahoma State  | W, 64-21 |
| Sept. 9  | at Michigan State  | W, 50-10 |
| Sept. 16 | Arizona State      | W, 77-28 |
| Sept. 23 | Pacific            | W, 49-7  |
| Sept. 30 | Washington State   | W, 35-21 |
| Oct. 14  | Missouri           | W, 57-0  |
| Oct. 21  | Kansas State       | W, 49-25 |
| Oct. 28  | at Colorado        | W, 44-21 |
| Nov. 4   | Iowa State         | W, 73-14 |
| Nov. 11  | at Kansas          | W, 41-3  |
| Nov. 24  | Oklahoma           | W, 37-0  |
|          | <b>Fiesta Bowl</b> |          |
| Jan. 2   | Florida            | W, 62-24 |

## 1971 National Champions (13-0)

**Head Coach:** Bob Devaney

**Captains:** Jerry Tagge and Jim Anderson

| Date     | Opponent           | Result   |
|----------|--------------------|----------|
| Sept. 11 | Oregon             | W, 34-7  |
| Sept. 18 | Minnesota          | W, 35-7  |
| Sept. 25 | Texas A&M          | W, 34-7  |
| Oct. 2   | Utah State         | W, 42-6  |
| Oct. 9   | at Missouri        | W, 36-0  |
| Oct. 16  | Kansas             | W, 55-0  |
| Oct. 23  | at Oklahoma State  | W, 41-13 |
| Oct. 30  | Colorado           | W, 31-7  |
| Nov. 6   | Iowa State         | W, 37-0  |
| Nov. 13  | at Kansas State    | W, 44-17 |
| Nov. 25  | at Oklahoma        | W, 35-31 |
| Dec. 4   | at Hawaii          | W, 45-3  |
|          | <b>Orange Bowl</b> |          |
| Jan. 1   | Alabama            | W, 38-6  |

## 1997 National Champions (13-0)

**Head Coach:** Tom Osborne

**Captains:** Vershan Jackson, Jason Peter, Aaron Taylor and Grant Wistrom

| Date     | Opponent                   | Result        |
|----------|----------------------------|---------------|
| Aug. 30  | Akron                      | W, 59-14      |
| Sept. 13 | Central Florida            | W, 38-24      |
| Sept. 20 | at Washington              | W, 27-14      |
| Oct. 4   | Kansas State               | W, 56-26      |
| Oct. 11  | Baylor                     | W, 49-21      |
| Oct. 18  | Texas Tech                 | W, 29-0       |
| Oct. 25  | at Kansas                  | W, 35-0       |
| Nov. 1   | Oklahoma                   | W, 69-7       |
| Nov. 8   | at Missouri                | W, 45-38 (OT) |
| Nov. 15  | Iowa State                 | W, 77-14      |
| Nov. 28  | at Colorado                | W, 27-24      |
|          | <b>Big 12 Championship</b> |               |
| Dec. 6   | Texas A&M                  | W, 54-15      |
|          | <b>Orange Bowl</b>         |               |
| Jan. 2   | Tennessee                  | W, 42-17      |

## 1994 National Champions (13-0)

**Head Coach:** Tom Osborne

**Captains:** Terry Conneally, Ed Stewart, Zach Wiegert, and Rob Zatechka

| Date     | Opponent           | Result   |
|----------|--------------------|----------|
| Aug. 28  | West Virginia      | W, 31-0  |
| Sept. 8  | at Texas Tech      | W, 42-16 |
| Sept. 17 | UCLA               | W, 49-21 |
| Sept. 24 | Pacific            | W, 70-21 |
| Oct. 1   | Wyoming            | W, 42-32 |
| Oct. 8   | Oklahoma State     | W, 32-3  |
| Oct. 15  | at Kansas State    | W, 17-6  |
| Oct. 22  | at Missouri        | W, 42-7  |
| Oct. 29  | Colorado           | W, 24-7  |
| Nov. 5   | Kansas             | W, 45-17 |
| Nov. 12  | at Iowa State      | W, 28-12 |
| Nov. 25  | at Oklahoma        | W, 13-3  |
|          | <b>Orange Bowl</b> |          |
| Jan. 1   | Miami              | W, 24-17 |

## 1941 ROSE BOWL

### STANFORD - 21

### NEBRASKA - 13



| Score by Quarters | 1 | 2 | 3 | 4 | Final |
|-------------------|---|---|---|---|-------|
| Stanford          | 7 | 7 | 7 | 0 | 21    |
| Nebraska          | 7 | 6 | 0 | 0 | 13    |

| Statistics  | Nebraska | Stanford |
|-------------|----------|----------|
| First Downs | 9        | 15       |
| Rush Yards  | 58       | 202      |
| Pass Yards  | 85       | 68       |
| Total Yards | 143      | 270      |

Pasadena, Calif., Jan. 1, 1941 - Nebraska was only the third Big Six team to play in a postseason bowl game, but the Cornhuskers made their first bowl trip a memorable one with an invitation to the granddaddy of them all — The Rose Bowl.

Under the warm California sun in Pasadena, Coach Biff Jones' Cornhuskers led Clark Shaughnessy's Stanford Indians twice in the first half, but fell victim to the innovative T-formation, 21-13. The Huskers took a 7-0 lead just six plays after the kickoff when fullback Vike Francis plunged over from the two. Stanford tied the count four plays later when Hugh Gallarneau bolted over from nine yards out.

In the second quarter, the Huskers took the lead again on a 33-yard Herm Rohrig-to-Allen Zikmund pass, but the Indians came back on Frankie Albert's 41-yard TD pass to Gallarneau for a 14-13 halftime lead. A 39-yard TD punt return by Pete Kmetovic iced the game for the Indians in the third quarter. The 92,000 fans on hand made up the largest crowd ever to see Nebraska play until the 2002 Rose Bowl (93,781).

## 1955 ORANGE BOWL

### DUKE - 34

### NEBRASKA - 7



| Score by Quarters | 1 | 2  | 3 | 4  | Final |
|-------------------|---|----|---|----|-------|
| Duke              | 0 | 14 | 6 | 14 | 34    |
| Nebraska          | 0 | 0  | 7 | 0  | 7     |

| Statistics  | Nebraska | Duke |
|-------------|----------|------|
| First Downs | 9        | 23   |
| Rush Yards  | 84       | 288  |
| Pass Yards  | 26       | 82   |
| Total Yards | 110      | 370  |

Miami, Fla., Jan. 1, 1955 - If Nebraska's first bowl bid was a memorable one, its second was one to forget. The 1954 Cornhuskers finished second behind Oklahoma in the Big Seven race and went to Miami under the no-repeat rule.

Making their first bowl appearance in 14 years, Bill Glassford's Cornhuskers trailed Duke's Blue Devils at the half, 14-0, but pulled within 14-7 early in the third quarter after a minus two-yard Duke punt. Halfback Don Comstock scored from the three to cap a 35-yard drive. After that, it was all Duke. Coach Bill Murray's Blue Devils rolled 65 yards to score on their next possession and added two more tallies in the fourth quarter to ice the game, 34-7.

## 1962 GOTHAM BOWL

### NEBRASKA - 36

### MIAMI - 34



| Score by Quarters | 1 | 2  | 3 | 4 | Final |
|-------------------|---|----|---|---|-------|
| Miami             | 6 | 14 | 7 | 7 | 34    |
| Nebraska          | 6 | 14 | 8 | 8 | 36    |

| Statistics  | Nebraska | Miami |
|-------------|----------|-------|
| First Downs | 12       | 34    |
| Rush Yards  | 150      | 181   |
| Pass Yards  | 146      | 321   |
| Total Yards | 296      | 502   |

New York, N.Y., Dec. 15, 1962 - Playing under Coach Bob Devaney, Nebraska won its first bowl game in three tries, upsetting Miami and George Mira, 36-34, in the second and last of New York's now-defunct Gotham Bowl. Playing in Yankee Stadium before only 6,166 fans in freezing weather, the Huskers and Hurricanes put on one of the greatest bowl shows ever, trading scores in every quarter.

Willie Ross' one-yard plunge and Bill "Thunder" Thornton's subsequent two-point conversion run gave the Huskers a 36-27 lead just minutes into the fourth quarter. Mira, who passed for 321 yards, led a valiant comeback attempt but was thwarted by a last-minute interception by Husker guard Bob Brown.

## 1964 ORANGE BOWL

### NEBRASKA - 13

### AUBURN - 7



| Score by Quarters | 1  | 2 | 3 | 4 | Final |
|-------------------|----|---|---|---|-------|
| Auburn            | 0  | 0 | 7 | 0 | 7     |
| Nebraska          | 10 | 3 | 0 | 0 | 13    |

| Statistics  | Nebraska | Auburn |
|-------------|----------|--------|
| First Downs | 11       | 17     |
| Rush Yards  | 204      | 126    |
| Pass Yards  | 30       | 157    |
| Total Yards | 234      | 283    |

Miami, Fla., Jan. 1, 1964 - Nebraska made its second Orange Bowl trip a happier one than the first with a 13-7 win over Auburn in the 1964 Miami classic. The Huskers evened their bowl record with the win and handed Bob Devaney his second bowl win in as many tries.

Husker quarterback Dennis Claridge broke the game open before most of the 72,647 fans had settled in their seats. On the Huskers' second play from scrimmage, Claridge bolted 68 yards down the sideline to put NU ahead 7-0. At the time, it was the longest TD run in Orange Bowl history. Moments later, Dave Theisen broke another Orange Bowl record with a 31-yard field goal. The record lasted until the second quarter when Theisen booted a 36-yarder to give NU a 13-0 halftime lead.

Auburn quarterback Jimmy Sidle almost brought the Tigers back, but Husker linebacker John Kirby batted a fourth-and-four pass away at the goal line with less than three minutes to go to preserve the win for Nebraska.

## 1965 COTTON BOWL

### ARKANSAS - 10

### NEBRASKA - 7



| Score by Quarters | 1 | 2 | 3 | 4 | Final |
|-------------------|---|---|---|---|-------|
| Arkansas          | 3 | 0 | 0 | 7 | 10    |
| Nebraska          | 0 | 7 | 0 | 0 | 7     |

| Statistics  | Nebraska | Arkansas |
|-------------|----------|----------|
| First Downs | 11       | 11       |
| Rush Yards  | 100      | 45       |
| Pass Yards  | 68       | 131      |
| Total Yards | 168      | 176      |

Dallas, Texas, Jan. 1, 1965 - Coach Frank Broyles' Arkansas Razorbacks mounted an 80-yard fourth quarter drive against a previously impregnable Nebraska defense to down the Huskers, 10-7, in NU's first Dallas appearance. With the win, the Razorbacks completed an undefeated 11-0 season, and were recognized as the national champions by the Football Writers Association of America.

Arkansas opened the scoring on a 31-yard Tom McNelly field goal in the first quarter. Sophomore Harry Wilson then capped a 69-yard Husker march in the second quarter with a one-yard plunge to give Nebraska a 7-3 halftime lead. The Huskers held that lead until Bobby Burnett finished the Arkansas drive with a three-yard TD run with 4:41 left in the game. In the fierce defensive struggle, first downs were even at 11, and the Razorbacks held a slim edge in total offense, 176-168.

Dallas Cowboys owner Jerry Jones as well as former Super Bowl and National Championship coach Jimmy Johnson were both members of the 1964 Arkansas squad.

## 1966 ORANGE BOWL

### ALABAMA - 39

### NEBRASKA - 28



| Score by Quarters | 1 | 2  | 3 | 4  | Final |
|-------------------|---|----|---|----|-------|
| Alabama           | 7 | 17 | 8 | 7  | 39    |
| Nebraska          | 0 | 7  | 6 | 15 | 28    |

| Statistics  | Nebraska | Alabama |
|-------------|----------|---------|
| First Downs | 17       | 29      |
| Rush Yards  | 145      | 222     |
| Pass Yards  | 232      | 296     |
| Total Yards | 377      | 518     |

Miami, Fla., Jan. 1, 1966 - With the national championship riding on the outcome, Coach Bob Devaney's Huskers took on Alabama's Crimson Tide for the first time. Nebraska went into the game 10-0 and ranked third, while Alabama was 8-1-1 and fourth. Earlier in the day, top-ranked Michigan State lost to UCLA in the Rose Bowl and LSU knocked off No. 2 Arkansas in the Cotton Bowl to set up a national title game in the Orange Bowl.

Playing in Nebraska's first night bowl game, 'Bama won the title 39-28. The Tide led 24-7 at the half and the game was never in serious doubt, but led by the passing of Bob Churchich, the Huskers fought back and made the final score respectable.

## 1967 SUGAR BOWL

### ALABAMA - 34

### NEBRASKA - 7



| Score by Quarters | 1  | 2 | 3 | 4 | Final |
|-------------------|----|---|---|---|-------|
| Alabama           | 17 | 7 | 3 | 7 | 34    |
| Nebraska          | 0  | 0 | 0 | 7 | 7     |

| Statistics  | Nebraska | Alabama |
|-------------|----------|---------|
| First Downs | 16       | 19      |
| Rush Yards  | 84       | 157     |
| Pass Yards  | 213      | 279     |
| Total Yards | 297      | 436     |

New Orleans, La., Jan. 2, 1967 - Never one to duck a challenge, Coach Bob Devaney and his Huskers accepted a bid for a rematch with Alabama and Bear Bryant in the Sugar Bowl. It turned out to be a little too much of a challenge as No. 3 'Bama handed the No. 6 Huskers a 34-7 thumping.

The Tide rolled up a 17-0 first-quarter advantage and led at halftime, 24-0, behind the passing of Kenny Stabler. Sophomore fullback Dick Davis prevented a complete whitewashing with a 15-yard TD catch of a Bob Churchich pass on the first play of the fourth quarter for NU's only score. Churchich sparked again against the Tide, completing 21-of-34 passes for 201 yards. With the defeat, the Huskers became just the second team in NCAA history, behind Alabama, to hold the dubious distinction of having lost in each of the four major bowls.

## 1969 SUN BOWL

### NEBRASKA - 45

### GEORGIA - 6



| Score by Quarters | 1  | 2 | 3  | 4  | Final |
|-------------------|----|---|----|----|-------|
| Georgia           | 0  | 0 | 0  | 6  | 6     |
| Nebraska          | 18 | 0 | 14 | 13 | 45    |

| Statistics  | Nebraska | Georgia |
|-------------|----------|---------|
| First Downs | 17       | 11      |
| Rush Yards  | 190      | 55      |
| Pass Yards  | 165      | 130     |
| Total Yards | 355      | 185     |

El Paso, Texas, Dec. 20, 1969 - Golden-toed Paul Rogers booted a Sun Bowl-record four field goals — all in the first quarter — and Coach Bob Devaney's Huskers romped to a 45-6 win over Georgia in the 35th edition of El Paso's Sun Bowl.

Rogers booted FGs of 50, 32, 42 and 37 yards, and sophomore I-back Jeff Kinney added a TD run of 11 yards that gave Nebraska an 18-0 lead at the end of the first quarter, and the Huskers were never threatened. For his record-setting effort, Rogers was named the game's outstanding offensive player. The Big Eight co-champion Cornhuskers rolled up a 355-185 total offense advantage over the outmanned Bulldogs. Dan Schneiss led the Husker rushers with 63 yards, and Van Brownson completed 11-of-18 passes for 109 yards.

After two years away from the bowl scene, Nebraska started an NCAA record run of 35 consecutive bowl appearances for the Huskers (1969-2003) in the Sun Bowl.

## 1971 ORANGE BOWL NEBRASKA - 17 LSU - 12



| Score by Quarters | 1  | 2 | 3 | 4 | Final |
|-------------------|----|---|---|---|-------|
| LSU               | 0  | 3 | 9 | 0 | 12    |
| Nebraska          | 10 | 0 | 0 | 7 | 17    |

| Statistics  | Nebraska | LSU |
|-------------|----------|-----|
| First Downs | 18       | 20  |
| Rush Yards  | 132      | 51  |
| Pass Yards  | 161      | 227 |
| Total Yards | 293      | 278 |

**Miami, Fla., Jan. 1, 1971** - Playing under the lights in Miami's Orange Bowl for the first time in five years, Coach Bob Devaney's Nebraska Cornhuskers won the first of two straight national titles by virtue of a 17-12 win over LSU and some fortunate circumstances.

Earlier in the day, top-ranked Texas was upset by Notre Dame, 24-11, in the Cotton Bowl, and No. 2 Ohio State was shocked by Stanford, 27-17, in the Rose Bowl. That left the door to the title wide open for No. 3 Nebraska. The Huskers responded by building a 10-0 first-quarter lead on a 25-yard field goal by Paul Rogers and a three-yard TD run by Joe Orduna. But a pair of Mark Lumpkin FGs and a 31-yard Buddy Lee-to-Al Coffee TD pass on the last play of the third quarter gave the aroused Tigers a 12-10 lead.

Nebraska showed its grit by driving 67 yards. Quarterback Jerry Tagge stretched the ball over from the one-yard line with 8:50 left, and the Huskers clinched their first national title.

## 1972 ORANGE BOWL NEBRASKA - 38 ALABAMA - 6



| Score by Quarters | 1  | 2  | 3 | 4 | Final |
|-------------------|----|----|---|---|-------|
| Alabama           | 0  | 0  | 6 | 0 | 6     |
| Nebraska          | 14 | 14 | 3 | 7 | 38    |

| Statistics  | Nebraska | Alabama |
|-------------|----------|---------|
| First Downs | 15       | 16      |
| Rush Yards  | 183      | 241     |
| Pass Yards  | 159      | 47      |
| Total Yards | 342      | 288     |

**Miami, Fla., Jan. 1, 1972** - It was supposed to be another "Game of the Century," rivaling Nebraska's 35-31 win over Oklahoma a few weeks earlier. The 12-0 Huskers were No. 1, the 11-0 Alabama Crimson Tide were No. 2, but the Orange Bowl had a dream game for a little less than a quarter.

The Huskers struck early on a two-yard TD run by Jeff Kinney before Johnny Rodgers broke the Tide's back with a 77-yard punt return for a touchdown on the last play of the first quarter. The Huskers added two more scores in the second stanza, and by halftime the Huskers left no doubt about who was No. 1, as Nebraska led 28-0. The Huskers continued to dominate and rolled to a 38-6 win, giving Nebraska a second straight national title and Coach Bob Devaney a satisfying first win in three tries over Alabama Coach Bear Bryant.

## 1973 ORANGE BOWL NEBRASKA - 40 NOTRE DAME - 6



| Score by Quarters | 1 | 2  | 3  | 4 | Final |
|-------------------|---|----|----|---|-------|
| Notre Dame        | 0 | 0  | 0  | 6 | 6     |
| Nebraska          | 7 | 13 | 20 | 0 | 40    |

| Statistics  | Nebraska | Notre Dame |
|-------------|----------|------------|
| First Downs | 30       | 13         |
| Rush Yards  | 300      | 104        |
| Pass Yards  | 260      | 103        |
| Total Yards | 560      | 207        |

**Miami, Fla., Jan. 1, 1973** - Heisman Trophy winner Johnny Rodgers went wild, scoring four touchdowns and passing for another, as the Cornhuskers became the first team to win three straight Orange Bowls, romping over Notre Dame, 40-6. In his last game as a Cornhusker, Rodgers was moved to I-back from his usual wingback position, and on the game's first play he took a pitchout for a 13-yard gain. It was a sign of things to come.

"Johnny R" capped his career by scoring on runs of eight, four and five yards and caught the Irish defense by surprise with a 52-yard TD pass to Frosty Anderson in the second quarter. Rodgers scored the last of his 50 career TDs (including bowls) when he caught a sideline pass from Dave Humm in the third quarter and scampered 50 yards to paydirt.

The contest marked the final appearance of Head Coach Bob Devaney on the Husker sideline, as he retired after the season with a 101-20-2 record and two national titles in 11 years at Nebraska.

## 1974 COTTON BOWL NEBRASKA - 19 TEXAS - 3



| Score by Quarters | 1 | 2 | 3  | 4 | Final |
|-------------------|---|---|----|---|-------|
| Texas             | 3 | 0 | 0  | 0 | 3     |
| Nebraska          | 0 | 3 | 13 | 3 | 19    |

| Statistics  | Nebraska | Texas |
|-------------|----------|-------|
| First Downs | 21       | 11    |
| Rush Yards  | 240      | 106   |
| Pass Yards  | 91       | 90    |
| Total Yards | 331      | 196   |

**Dallas, Texas, Jan. 1, 1974** - Tom Osborne's Nebraska Cornhuskers broke open a tight contest in the third quarter with a pair of game-breaking plays to chalk up a 19-3 win over the Texas Longhorns. The chilled crowd of 67,500 saw the Big Eight's runner-up and the Southwest Conference champion battle to a 3-3 tie at halftime, thanks to a brilliant Longhorn goal-line stand just before the gun.

But the Huskers were not to be denied and midway through the third quarter, safety Bob Thornton returned a Texas field goal try 41 yards to set up the clinching touchdown. Ritch Bahe got the final 12 yards on a reverse to make it 10-3. Four plays later, John Bell recovered a Texas fumble at the Longhorn 19, and Tony Davis ripped in from the three to make it 16-3. Rich Sanger kicked a 43-yard field goal with 8:09 left to complete the scoring.

Texas had scored first on a 22-yard field goal by Bill Schott in the wake of a Husker fumble, but early in the second quarter, defensive end Steve Mansted picked up a Roosevelt Leaks fumble in mid-air and raced 65 yards to the eight. But a stiff Longhorn defense forced a 24-yard field goal by Sanger.

## 1974 SUGAR BOWL

### NEBRASKA - 13

### FLORIDA - 10



| Score by Quarters | 1 | 2 | 3 | 4  | Final |
|-------------------|---|---|---|----|-------|
| Nebraska          | 0 | 0 | 0 | 13 | 13    |
| Florida           | 7 | 3 | 0 | 0  | 10    |

| Statistics  | Nebraska | Florida |
|-------------|----------|---------|
| First Downs | 18       | 13      |
| Rush Yards  | 304      | 178     |
| Pass Yards  | 16       | 97      |
| Total Yards | 320      | 275     |

New Orleans, La., Dec. 31, 1974 - Down 10-0 at the beginning of the fourth quarter, Coach Tom Osborne's Huskers rallied for 13 unanswered points to defeat 18th-ranked Florida for Osborne's second-consecutive bowl win to open his career.

The Gators drew first blood on a Tony Green touchdown run, and scored again on a first-half field goal. Nebraska quarterback Monte Anthony scored to open the fourth quarter and cap an 18-play, 99-yard touchdown drive. Anthony converted a critical 4th and 2 from the 49-yard line on the following drive, which ended in a Husker field goal. After NU's defense stood strong, the Huskers got the ball back at their own 25-yard line with four minutes remaining. Anthony again led NU on a drive, and Mark Coyle kicked what proved to be a game-winning 36-yard field goal.

Husker fullback Tony Davis was named the game's MVP, as he ran for 126 yards on 17 carries, while Anthony gained 64 yards on 15 carries.

## 1975 FIESTA BOWL

### ARIZONA STATE - 17

### NEBRASKA - 14



| Score by Quarters | 1 | 2 | 3 | 4  | Final |
|-------------------|---|---|---|----|-------|
| Nebraska          | 0 | 7 | 7 | 0  | 14    |
| Arizona State     | 3 | 3 | 0 | 11 | 17    |

| Statistics  | Nebraska | Arizona State |
|-------------|----------|---------------|
| First Downs | 20       | 20            |
| Rush Yards  | 198      | 162           |
| Pass Yards  | 90       | 173           |
| Total Yards | 308      | 335           |

Tempe, Ariz., Dec. 26, 1975 - Competing in the Fiesta Bowl for the first time, Nebraska held a late lead, but 11 unanswered points by Arizona State proved costly as NU fell to the WAC champions 17-14. With the win, Arizona State completed a 12-0 season and finished the year ranked second in the nation.

After an early ASU field goal, Monte Anthony got Nebraska on the board with a second-quarter touchdown run. The Huskers took a 7-6 lead into the locker room at halftime, before Anthony added another touchdown run to give NU a 14-6 lead. The Sun Devils rallied in the fourth quarter, as offensive MVP John Jefferson caught a touchdown pass, and ASU converted the subsequent two-point try. The Huskers were stuffed on their next offensive possession, and Danny Kush put the Sun Devils ahead for good on a 29-yard field goal with 4:50 remaining.

## 1976 ASTRO-BLUEBONNET BOWL

### NEBRASKA - 27

### TEXAS TECH - 24



| Score by Quarters | 1 | 2  | 3  | 4 | Final |
|-------------------|---|----|----|---|-------|
| Nebraska          | 7 | 7  | 13 | 0 | 27    |
| Texas Tech        | 3 | 14 | 7  | 0 | 24    |

| Statistics  | Nebraska | Texas Tech |
|-------------|----------|------------|
| First Downs | 21       | 24         |
| Rush Yards  | 164      | 191        |
| Pass Yards  | 232      | 193        |
| Total Yards | 396      | 384        |

Houston, Texas, Dec. 31, 1976 - Nebraska rallied to overcome a pair of 10-point deficits as the Huskers defeated Texas Tech, 27-24, in one of the most exciting bowl games of the year.

With Texas Tech ahead 17-7 and time running out in the second quarter, quarterback Vince Ferragamo moved the Cornhuskers 80 yards in less than two minutes to score on a 22-yard touchdown pass to Mark Dufresne. But Texas Tech running back Billy Taylor countered early in the third quarter with an 8-yard TD run to open the gap to 24-14.


Once again, the Cornhuskers started to work on the Texas Tech lead. I-back Rick Berns broke around the right end and dashed untouched 18 yards into the end zone to put Nebraska within three. The Huskers took the lead when Ferragamo connected with split end Chuck Malito for a 23-yard touchdown pass. Malito was named the MVP after his touchdown, which proved to be the winning score, was set up by a partially blocked punt by defensive backs Ted Harvey and Kent Smith.

The final score was in doubt until defensive end Reg Gast recovered a Red Raider fumble with 1:34 left in the game. The fumble killed a Tech threat and allowed Nebraska to run out the clock.

## 1977 LIBERTY BOWL

### NEBRASKA - 21

### NORTH CAROLINA - 17



| Score by Quarters | 1 | 2  | 3 | 4  | Final |
|-------------------|---|----|---|----|-------|
| Nebraska          | 0 | 7  | 0 | 14 | 21    |
| North Carolina    | 0 | 14 | 3 | 0  | 17    |

| Statistics  | Nebraska | North Carolina |
|-------------|----------|----------------|
| First Downs | 21       | 17             |
| Rush Yards  | 206      | 169            |
| Pass Yards  | 161      | 93             |
| Total Yards | 367      | 262            |

Memphis, Tenn., Dec. 19, 1977 - Quarterback Randy Garcia came off the bench in the fourth quarter to throw two touchdown passes and rallied Nebraska from a 17-7 fourth-quarter deficit to a 21-17 win over North Carolina in the 19th annual Liberty Bowl.

Garcia, who replaced starter Tom Soriye, first hit wingback Curtis Craig for a sensational diving catch and a 10-yard touchdown with 10:51 left to cut the Husker deficit to 17-14. Garcia then threw a 34-yard scoring pass to Tim Smith with 3:16 left in the game to cap a rally that ended UNC's upset hopes.

The Tar Heels drew first blood early in the second quarter on a 12-yard scoring pass from Matt Kupec to tight end Brooks Williams. After the Huskers tied the game at 7-7 on a 15-yard touchdown run by fullback Dodie Donnell, Kupec threw a 10-yard scoring pass to fullback Bob Loomis late in the half for a 14-7 North Carolina lead at intermission.

Carolina upped its lead to 17-7 late in the third quarter on a 47-yard field goal by Tom Biddle, and the Tar Heels appeared to have the game well in control until Garcia's heroics brought NU back.

## 1979 ORANGE BOWL OKLAHOMA - 31 NEBRASKA - 24



| Score by Quarters | 1 | 2 | 3  | 4  | Final |
|-------------------|---|---|----|----|-------|
| Nebraska          | 7 | 0 | 3  | 14 | 24    |
| Oklahoma          | 7 | 7 | 17 | 0  | 31    |

| Statistics  | Nebraska | Oklahoma |
|-------------|----------|----------|
| First Downs | 18       | 20       |
| Rush Yards  | 132      | 51       |
| Pass Yards  | 161      | 227      |
| Total Yards | 293      | 278      |

**Miami, Fla., Jan. 1, 1979** - In the first-ever matchup of Big Eight teams in a bowl game, Nebraska just missed duplicating its 17-14 win over Oklahoma several weeks earlier, losing to the Sooners 31-24, in the 45th annual Orange Bowl.

Nebraska got off to a fast start in trying for an unprecedented double-overtime drive, driving 80 yards in 15 plays after the opening kickoff to take a 7-0 lead on Tom Sorley's 21-yard touchdown pass to Tim Smith. But the Huskers watched the revenge-minded Sooners score 24 unanswered points.

Nebraska got back in the game when I-back Rick Berns capped a 78-yard drive with a one-yard touchdown run that reduced the deficit to 31-17. On NU's next possession, the Oklahoma defense stiffened to stop I-back Craig Johnson on a 4th-and-1 at the OU seven yard line with 4:24 to go to seal the win. The Huskers did march 58 yards in 10 plays to score on a two-yard pass from Sorley to Junior Miller on the final play of the game.

## 1980 COTTON BOWL HOUSTON - 17 NEBRASKA - 14



| Score by Quarters | 1 | 2 | 3 | 4  | Final |
|-------------------|---|---|---|----|-------|
| Nebraska          | 7 | 0 | 0 | 7  | 14    |
| Houston           | 0 | 7 | 0 | 10 | 17    |

| Statistics  | Nebraska | Houston |
|-------------|----------|---------|
| First Downs | 13       | 18      |
| Rush Yards  | 136      | 206     |
| Pass Yards  | 91       | 119     |
| Total Yards | 227      | 325     |

**Dallas, Texas, Jan. 1, 1980** - Houston converted a fourth down for a touchdown pass with just 12 seconds left in the game as the Cougars handed Nebraska a heart-breaking 17-14 loss in the 44th Cotton Bowl Classic.

Nebraska struck first as I-back Jarvis Redwine scored on a nine-yard run late in the first quarter, but Houston came back to tie, 7-7, at halftime on an eight-yard Terry Elston run early in the second period.

After a scoreless third quarter, Southwest Conference champion Houston took its first lead of the game, 10-7, on a 41-yard field goal by Ken Hatfield with 8:25 left in the game. The Huskers made little headway against the Cougar defense in the second half, but took advantage of a Houston fumble to drive 31 yards in six plays to take a 14-10 lead on Jeff Quinn's six-yard touchdown pass with 3:56 left.

The next 3:44 were all Elston, as the junior accounted for all but 11 yards in the Cougars' winning 66-yard drive, completing five of seven passes for 45 yards, including three for crucial first downs and rushing three times for 10 yards.

## 1980 SUN BOWL NEBRASKA - 31 MISSISSIPPI STATE - 17



| Score by Quarters | 1 | 2  | 3 | 4  | Final |
|-------------------|---|----|---|----|-------|
| Nebraska          | 7 | 10 | 7 | 7  | 31    |
| Mississippi State | 0 | 0  | 3 | 14 | 17    |

| Statistics  | Nebraska | Mississippi State |
|-------------|----------|-------------------|
| First Downs | 16       | 15                |
| Rush Yards  | 159      | 93                |
| Pass Yards  | 159      | 102               |
| Total Yards | 318      | 195               |

**El Paso, Texas, Dec. 27, 1980** - A great passing performance by senior Jeff Quinn and a stout defensive effort enabled Nebraska to enjoy a successful return to the Sun Bowl by downing Mississippi State 31-17.

The Huskers drew first blood just 2:30 into the game when, on the first play after MSU's Mardye McDole fumbled a Nebraska punt, split end Todd Brown scored on a 23-yard end-around. NU added 10 points in the second quarter on a 22-yard Kevin Seibel field goal and an eight-yard Quinn to Jeff Finn pass to take a 17-0 lead into the locker room at halftime.

MSU finally scored in the third quarter on a 47-yard field goal and appeared to be gaining momentum before Husker defensive end Jimmy Williams recovered a fumble at the Bulldog 25 to set up a two-yard TD run by Andra Franklin. The Huskers iced the game with a 52-yard Quinn to Tim McCrady pass late in the game. For their efforts, Williams and Quinn were named the outstanding players of the 1980 Sun Bowl.

## 1982 ORANGE BOWL CLEMSON - 22 NEBRASKA - 15



| Score by Quarters | 1 | 2 | 3  | 4 | Final |
|-------------------|---|---|----|---|-------|
| Nebraska          | 7 | 0 | 0  | 8 | 15    |
| Clemson           | 6 | 6 | 10 | 0 | 22    |

| Statistics  | Nebraska | Clemson |
|-------------|----------|---------|
| First Downs | 13       | 17      |
| Rush Yards  | 193      | 155     |
| Pass Yards  | 63       | 134     |
| Total Yards | 256      | 289     |

**Miami, Fla., Jan. 1, 1982** - The Cornhuskers went into the 1982 Orange Bowl hoping New Year's magic would work wonders for them, and for a while, it looked like it would. Both No. 3 Alabama and No. 2 Georgia fell in their bowl games, leaving it up to the fourth-ranked Huskers and top-ranked Tigers to settle the national title.

The dream of a third national championship in 12 years was not to be for the Huskers, as their own errors and standout performances by Clemson quarterback Homer Jordan and the Tiger defense gave the South Carolina school its first national title and a 12-0 season with a 22-15 victory.

The Tigers scored first on a 41-yard Donald Igwebuike field goal, but Nebraska came back with a bit of razzle-dazzle and took a 7-3 lead midway in the first quarter on a 25-yard TD pass from I-back Mike Rozier to wingback Anthony Steels.

For the next two-and-a-half quarters, it was all Clemson as the opportunistic Tigers took advantage of Husker errors to score 19 unanswered points and led 22-7 after three periods. Early in the fourth quarter, the Huskers came back on a 26-yard TD run and a two-point conversion by Roger Craig, cutting the margin to 22-15, but the Huskers could get no closer.

## 1983 ORANGE BOWL

### NEBRASKA - 21

### LSU - 20



| Score by Quarters | 1 | 2 | 3 | 4 | Final |
|-------------------|---|---|---|---|-------|
| Nebraska          | 7 | 0 | 7 | 7 | 21    |
| LSU               | 7 | 7 | 3 | 3 | 20    |

| Statistics  | Nebraska | LSU |
|-------------|----------|-----|
| First Downs | 22       | 12  |
| Rush Yards  | 219      | 38  |
| Pass Yards  | 184      | 173 |
| Total Yards | 403      | 211 |

**Miami, Fla., Jan. 1, 1983** - The 1983 Orange Bowl game between Nebraska and Louisiana State started out like the one-sided contest the oddsmakers had predicted. The Husker defense held the Tigers to three yards on three plays after the opening kickoff and forced a punt. Then the NU offense drove 51 yards in six plays to take a 7-0 lead on Mark Schellen's two-yard run with 4:03 gone in the game.

At that point, Murphy's Law went into effect. On the first play after following an interception, Nebraska fumbled the ball away to set up a tying Tiger TD. Following three more first-half turnovers, the Huskers were thankful to be down only 14-7 at halftime.

The second half didn't start out any better as NU missed a field goal and fumbled again to set up a field goal that gave LSU a 17-7 lead. But down 10 points, the Husker offense came alive, driving 80 yards in 12 plays to score on an 11-yard pass from Turner Gill to Mike Rozier, and going 47 yards in seven plays to regain the lead, 21-17, early in the fourth quarter on a one-yard run by Gill.

A dropped pass on a fake field goal prevented another score, and another interception set up an LSU field goal that cut the margin to 21-20. But the Husker offense sealed the win by eating up the final 5:05.

## 1984 ORANGE BOWL

### MIAMI - 31

### NEBRASKA - 30



| Score by Quarters | 1  | 2  | 3  | 4  | Final |
|-------------------|----|----|----|----|-------|
| Nebraska          | 0  | 14 | 3  | 13 | 30    |
| Miami             | 17 | 0  | 14 | 0  | 31    |

| Statistics  | Nebraska | Miami |
|-------------|----------|-------|
| First Downs | 25       | 22    |
| Rush Yards  | 306      | 130   |
| Pass Yards  | 172      | 300   |
| Total Yards | 478      | 430   |

**Miami, Fla., Jan. 2, 1984** - In one of the most exciting bowl games ever played, fourth-ranked Miami overcame Nebraska rallies from 17- and 14-point deficits and took the national championship away from the Huskers. The game was decided when strong safety Ken Calhoun knocked Turner Gill's two-point PAT pass out of Jeff Smith's hands with 48 seconds left in the game, preserving a 31-30 home-field win in the 50th Orange Bowl.

Behind rifle-armed freshman quarterback Bernie Kosar, the 'Canes jumped to a 17-0 first-quarter lead and never trailed. The Huskers rallied to score two second-quarter touchdowns, then tied the game early in the second half, but Miami scored twice in five minutes in the third period to put NU in a 31-17 hole.

Things looked bleak for Nebraska four plays after Miami's last score when Heisman Trophy winner Mike Rozier left the game for good with a badly bruised ankle. Junior I-back Jeff Smith came in to rush for 99 yards and two touchdowns, the second, a 24-yarder on 4th-and-8, to get the Huskers within 31-30. Coach Tom Osborne eschewed the PAT kick, and a tie that would have assured Nebraska the national title, and decided to go for it all. But, thanks to Calhoun, Gill, Smith and Osborne came up just short.

## 1985 SUGAR BOWL

### NEBRASKA - 28

### LSU - 10



| Score by Quarters | 1 | 2 | 3 | 4  | Final |
|-------------------|---|---|---|----|-------|
| Nebraska          | 0 | 7 | 7 | 14 | 28    |
| LSU               | 3 | 7 | 0 | 0  | 10    |

| Statistics  | Nebraska | LSU |
|-------------|----------|-----|
| First Downs | 23       | 21  |
| Rush Yards  | 280      | 183 |
| Pass Yards  | 144      | 221 |
| Total Yards | 423      | 404 |

**New Orleans, La., Jan. 1, 1985** - Senior quarterback Craig Sundberg closed out his career in grand style, as he led the Huskers back from a 10-point first-half deficit to a 28-10 win over Louisiana State in the 51st annual Sugar Bowl.

Fired-up LSU scored on two of its first three possessions to grab the early lead, but after a rocky start, the Sundberg-led Nebraska offense roared to life to put 28 unanswered points on the board. Two of the Huskers' four touchdowns were set up by a defense that forced six Tiger turnovers, five of them interceptions, including four off LSU starting quarterback Jeff Wickersham.

Sophomore I-back Doug DuBose helped spark Nebraska with a 102-yard rushing effort, but it was Sundberg who provided most of the punch and was named the game's most valuable player. Starting for the first time since arm trouble knocked him out of the starting lineup at midseason, Sundberg completed 10 of 15 passes for 143 yards, threw for three touchdowns and ran for the go-ahead score himself on a nine-yard sprint 6:46 into the second half. Sundberg's three TD passes tied a Nebraska bowl record. Two of those scoring tosses went to tight end Todd Frain, tying another NU bowl mark.

## 1986 FIESTA BOWL

### MICHIGAN - 27

### NEBRASKA - 23



| Score by Quarters | 1 | 2  | 3  | 4 | Final |
|-------------------|---|----|----|---|-------|
| Nebraska          | 0 | 14 | 0  | 9 | 23    |
| Michigan          | 3 | 0  | 24 | 0 | 27    |


| Statistics  | Nebraska | Michigan |
|-------------|----------|----------|
| First Downs | 20       | 16       |
| Rush Yards  | 304      | 171      |
| Pass Yards  | 66       | 63       |
| Total Yards | 370      | 234      |

**Tempe, Ariz., Jan. 1, 1986** - After building a 14-3 halftime lead, Nebraska self-destructed in the third quarter and was never able to recover completely in dropping a 27-23 decision to Michigan in the Sunbelt Fiesta Bowl.

The Huskers used a pair of second-quarter touchdowns by I-back Doug DuBose to take the lead, but a fumble on the third play of the second half set up a 21-yard Wolverine touchdown drive that cut the NU margin to 14-10. Nebraska fumbled again on the second play after the ensuing kickoff, setting up a 38-yard touchdown drive that put Michigan up for good, 17-14.

Nebraska's next drive stalled after one first down, and the Wolverines blocked Dan Wingard's punt, recovering at the NU 6. The Nebraska defense held, and a 19-yard Pat Moons field goal made it 20-14, Michigan, after 8:18 of the second half. Later in the period, the Maize and Blue took advantage of two pass interference penalties to score another touchdown to build what proved to be an insurmountable lead.

## 1987 SUGAR BOWL NEBRASKA - 30 LSU - 15



| Score by Quarters | 1 | 2  | 3 | 4  | Final |
|-------------------|---|----|---|----|-------|
| LSU               | 7 | 0  | 0 | 8  | 15    |
| Nebraska          | 0 | 10 | 7 | 13 | 30    |

| Statistics  | Nebraska | LSU |
|-------------|----------|-----|
| First Downs | 22       | 10  |
| Rush Yards  | 242      | 32  |
| Pass Yards  | 110      | 159 |
| Total Yards | 352      | 191 |

New Orleans, La., Jan. 1, 1987 - Louisiana State had a 66-yard touchdown drive in the first three minutes of the contest and another 66-yard touchdown drive in the last three minutes of the game. In between, Nebraska dominated the Tigers by running off 30 unanswered points to post a 30-15 win in the USF&G Sugar Bowl, the Huskers' 25th bowl appearance.

Between those two Tiger drives, Nebraska gained 334 yards to LSU's 59, and had a first-down advantage of 22-3. The Huskers made a remarkable recovery from a disheartening loss to Oklahoma at the end of the regular season and posted Nebraska's fourth bowl win over LSU in as many tries and the third in five years.

Steve Taylor became the second Nebraska quarterback back in three years to win the Miller-Digby Trophy as the Sugar Bowl MVP. He completed 11-of-19 passes for 110 yards and one touchdown and rushed 20 times for 63 yards and another score. Of Taylor's 173 total offensive yards, 90 came in two drives in which the Huskers went from a 7-3 deficit to a 17-7 lead.

## 1988 FIESTA BOWL FLORIDA STATE - 31 NEBRASKA - 28



| Score by Quarters | 1  | 2  | 3  | 4 | Final |
|-------------------|----|----|----|---|-------|
| Florida State     | 0  | 21 | 3  | 7 | 31    |
| Nebraska          | 14 | 0  | 14 | 0 | 28    |

| Statistics  | Nebraska | Florida State |
|-------------|----------|---------------|
| First Downs | 20       | 26            |
| Rush Yards  | 242      | 82            |
| Pass Yards  | 142      | 375           |
| Total Yards | 384      | 457           |

Tempe, Ariz., Jan. 1, 1988 - Florida State quarterback Danny McManus hit Ronald Lewis with a 15-yard, fourth-down touchdown pass with 3:07 left in the game to give Florida State a 31-28 win over Nebraska. The TD pass capped a 97-yard touchdown drive by the Seminoles, who had taken over at their three-yard line with 6:58 to go when a fumble kept the Huskers from putting the game away.

It was a frustrating day for Nebraska, which jumped to a 14-0 first-quarter lead on a short drive set up by a Richard Bell punt return, and a 52-yard punt return touchdown by Dana Brinson. The Husker defense held FSU to just 82 yards on the ground, including only 28 yards by standout tailback Sammie Smith. But McManus threw for 375 yards, his career high by 100 yards. He was named the offensive player of the game, while Husker tackle Neil Smith earned defensive honors.

Even after Florida State took the late lead, the Huskers almost rallied, but Steve Taylor's 58-yard pass to Morgan Gregory that advanced NU to the Seminole two-yard line was called back because of a penalty.

## 1989 ORANGE BOWL MIAMI - 23 NEBRASKA - 3



| Score by Quarters | 1 | 2  | 3 | 4 | Final |
|-------------------|---|----|---|---|-------|
| Miami             | 7 | 13 | 0 | 3 | 23    |
| Nebraska          | 0 | 0  | 3 | 0 | 3     |

| Statistics  | Nebraska | Miami |
|-------------|----------|-------|
| First Downs | 10       | 20    |
| Rush Yards  | 80       | 69    |
| Pass Yards  | 55       | 285   |
| Total Yards | 135      | 354   |

Miami, Fla., Jan. 2, 1989 - Second-ranked Miami's quickness, particularly on defense, proved to be too much for No. 6 Nebraska, as the Hurricanes dominated the Huskers, 23-3. Despite the win and a final 11-1 record, the Hurricanes were unable to lay claim to a second straight national title, which went to undefeated Notre Dame.

Although the Nebraska defense held the Miami offense to 354 total offense yards, nearly 100 yards less than its season average, the Huskers never could get untracked against the Hurricanes' second-ranked defense. After leading the nation in rushing at 382.3 yards per game during the regular season, NU managed only 80 yards rushing against Miami and finished with 10 first downs.

NU needed a career-long 50-yard field goal by Gregg Barrios to capitalize on its only serious scoring threat. Early in the third quarter, Tahaun Lewis picked off a pass and returned it to the Miami 37. But the Huskers had to settle for Barrios' field goal, which prevented Nebraska's first shutout since the 1973 season.

## 1990 FIESTA BOWL FLORIDA STATE - 41 NEBRASKA - 17



| Score by Quarters | 1 | 2  | 3  | 4 | Final |
|-------------------|---|----|----|---|-------|
| Florida State     | 0 | 21 | 20 | 0 | 41    |
| Nebraska          | 7 | 3  | 0  | 7 | 17    |

| Statistics  | Nebraska | Florida State |
|-------------|----------|---------------|
| First Downs | 18       | 18            |
| Rush Yards  | 115      | 72            |
| Pass Yards  | 207      | 422           |
| Total Yards | 322      | 494           |

Tempe, Ariz., Jan. 1, 1990 - Fifth-ranked Florida State rode the arm of quarterback Peter Tom Willis and the talents of a bevy of quick, talented receivers to a 41-17 win over No. 6 Nebraska in the 19th SunKist Fiesta Bowl.

NU had the lead twice in the first half after driving 69 yards for a touchdown on its first possession, and taking a 10-7 lead on a field goal in the second period.

From then on, it was all FSU. The Seminoles scored touchdowns on five of their next seven possessions to build a 41-10 lead at the end of three quarters. In the process, Willis had the best passing day ever against NU in a bowl game, completing 25-of-40 passes for 422 yards and five touchdowns.

For the second straight year, the Huskers faced a bowl opponent that was probably the best team in the nation, but had virtually no hope of winning the national title because of untimely defeats early in the year. FSU lost its first two games in 1989 to Southern Mississippi and Clemson, then roared back to win its last 10, including a 24-10 victory over eventual No. 1 Miami.

## 1991 CITRUS BOWL GEORGIA TECH - 45 NEBRASKA - 21



| Score by Quarters | 1 | 2  | 3 | 4  | Final |
|-------------------|---|----|---|----|-------|
| Georgia Tech      | 7 | 17 | 7 | 14 | 45    |
| Nebraska          | 0 | 14 | 7 | 0  | 21    |

| Statistics  | Nebraska | Georgia Tech |
|-------------|----------|--------------|
| First Downs | 14       | 19           |
| Rush Yards  | 126      | 190          |
| Pass Yards  | 209      | 277          |
| Total Yards | 335      | 467          |

Orlando, Fla., Jan. 1, 1991 - Despite a second-quarter rally, Nebraska was unable to overcome a 21-0 deficit as the Huskers fell to undefeated Georgia Tech, 45-21, in the Florida Citrus Bowl. The Yellow Jackets finished 11-0-1 with the victory and edged Colorado for the UPI national title, while the Buffaloes, who had beaten NU, 27-12, in November, claimed the AP crown.

Two freshmen gave Husker fans a ray of hope after Tech took a three-touchdown lead. All-Big Eight tight end Johnny Mitchell hauled in a 30-yard touchdown pass from Tom Haase, then I-back Derek Brown sprinted 50 yards to cut the margin to 21-14 with 5:07 left in the half. But that was as close as Nebraska would get, and running back William Bell's two fourth-quarter touchdowns sealed the Huskers' fate.

Mitchell finished the game with five receptions for an NU bowl record 138 yards, while Brown rushed for 99 yards, and Haase came off the bench to complete 14-of-21 passes for 209 yards and two touchdowns.

## 1992 ORANGE BOWL MIAMI - 22 NEBRASKA - 0



| Score by Quarters | 1  | 2 | 3 | 4 | Final |
|-------------------|----|---|---|---|-------|
| Miami             | 13 | 0 | 9 | 0 | 22    |
| Nebraska          | 0  | 0 | 0 | 0 | 0     |

| Statistics  | Nebraska | Miami |
|-------------|----------|-------|
| First Downs | 9        | 25    |
| Rush Yards  | 82       | 182   |
| Pass Yards  | 89       | 257   |
| Total Yards | 171      | 439   |

Miami, Fla., Jan. 1, 1992 - No. 1-ranked Miami, playing on its home field for at least a share of its fourth national title in nine years, used overwhelming team speed and a smothering defense to blank Nebraska, 22-0. It was the Cornhuskers' first shutout defeat in 221 games since the 1973 season.

The win left the Hurricanes 12-0 on the season with a split national title, joining a 12-0 Washington team that beat Nebraska, 36-21, in Lincoln in September. The Hurricanes were No. 1 in the Associated Press poll, while the Huskies claimed the top spot in the USA Today/CNN Coaches poll. It was the second straight year for a split title, and for the second straight year Nebraska, 9-2-1, lost to both teams involved, having been defeated by Colorado and Georgia Tech the previous season.

Miami held Nebraska to 82 rushing yards after the Huskers had won the NCAA rushing title in the regular season at 353.2 yards per game.

## 1993 ORANGE BOWL FLORIDA STATE - 27 NEBRASKA - 14



| Score by Quarters | 1 | 2  | 3 | 4 | Final |
|-------------------|---|----|---|---|-------|
| Florida State     | 7 | 13 | 7 | 0 | 27    |
| Nebraska          | 0 | 7  | 0 | 7 | 14    |

| Statistics  | Nebraska | Florida State |
|-------------|----------|---------------|
| First Downs | 13       | 23            |
| Rush Yards  | 144      | 221           |
| Pass Yards  | 146      | 215           |
| Total Yards | 290      | 436           |

Miami, Fla., Jan. 1, 1993 - The Seminoles scored 20 straight points to open the game and cruised to a 27-14 victory.

Nebraska had missed on two field goal opportunities, while Florida State was good on two attempts. After Nebraska stalled on its first possession of the second half, the Seminoles put together an 85-yard drive to go up 27-7. That would prove to be FSU's last score, as the Husker defense forced the Seminoles to punt on all of their five remaining possessions. Tommie Frazier connected with Gerald Armstrong on a one-yard pass with 10 minutes remaining in the fourth quarter to pull within 13, but two interceptions thwarted the comeback bid.

The No. 11 Huskers turned the ball over three times after leading the nation in turnover margin during the regular season. NU was limited to 144 yards rushing after leading the nation in that category during the regular season.

NU dropped to 9-3 on the season and finished 14th in the final polls, its 24th consecutive year finishing in the AP top 25. FSU finished second to Alabama in the rankings.

## 1994 ORANGE BOWL FLORIDA STATE - 18 NEBRASKA - 16



| Score by Quarters | 1 | 2 | 3 | 4 | Final |
|-------------------|---|---|---|---|-------|
| Florida State     | 0 | 6 | 9 | 3 | 18    |
| Nebraska          | 0 | 7 | 0 | 9 | 16    |

| Statistics  | Nebraska | Florida State |
|-------------|----------|---------------|
| First Downs | 20       | 22            |
| Rush Yards  | 183      | 47            |
| Pass Yards  | 206      | 286           |
| Total Yards | 389      | 333           |

Miami, Fla., Jan. 1, 1994 - Nebraska came up just short against Florida State, losing 18-16 in the final seconds of the national title game. NU entered the game ranked first in the coaches poll, while FSU was No. 1 in the AP poll.

Nebraska had a punt return for a touchdown called back, but the Huskers still led 7-6 at the half on the strength of a Tommie Frazier 34-yard touchdown pass to Reggie Baul. In the third quarter, FSU scored on a one-yard TD run and followed with a 39-yard field goal for a 15-7 lead. NU answered when Lawrence Phillips scored from 12 yards out on the first play of the fourth quarter to make it 15-13.

Late in the fourth quarter, Frazier sprinted down to the FSU 4, setting up a Byron Bennett 27-yard field goal that put NU on top 16-15 with 1:16 remaining. FSU Heisman Trophy winner Charlie Ward then led the Seminoles downfield, and Scott Bentley kicked a 22-yard field goal with 21 seconds left to give FSU an 18-16 lead.

Frazier came right back and hit Trumane Bell for a 29-yard gain and the Huskers were able to call timeout with one second remaining to set up a game-winning 45-yard field goal attempt that sailed wide left.

## 1995 ORANGE BOWL NEBRASKA - 24 MIAMI - 17



| Score by Quarters | 1  | 2 | 3 | 4  | Final |
|-------------------|----|---|---|----|-------|
| Miami             | 10 | 0 | 7 | 0  | 17    |
| Nebraska          | 0  | 7 | 2 | 15 | 24    |

| Statistics  | Nebraska | Miami |
|-------------|----------|-------|
| First Downs | 20       | 14    |
| Rush Yards  | 199      | 29    |
| Pass Yards  | 106      | 248   |
| Total Yards | 305      | 277   |

**Miami, Fla., Jan. 1, 1995** - Behind a pair of fourth-quarter touchdowns by fullback Cory Schlesinger, No. 1 Nebraska defeated third-ranked Miami, 24-17, to capture its first national title since 1971. The title was the first for NU Head Coach Tom Osborne, whose teams fell just short in the 1982, 1984 and 1994 Orange Bowls.

After spotting the Hurricanes a 10-0 advantage at the end of the first quarter, the Huskers trailed 10-7 at half following a second-quarter Brook Berringer 19-yard touchdown pass to Mark Gilman. Miami extended the margin to 17-0 on a 44-yard touchdown pass five plays into the third quarter, but would not score again.

On Miami's next possession, Dwayne Harris sacked Frank Costa for a safety. In the fourth quarter, Schlesinger scored from 15 yards out and NU converted its two-point try to tie the game at 17-17. After forcing a three-and-out on Miami's next possession, Nebraska marched 58 yards on six plays before Schlesinger's 14-yard score gave the Huskers a 24-17 lead. Kareem Moss ended any Hurricane comeback hopes with an interception.

## 1996 FIESTA BOWL NEBRASKA - 62 FLORIDA - 24



| Score by Quarters | 1  | 2  | 3  | 4  | Final |
|-------------------|----|----|----|----|-------|
| Florida           | 10 | 0  | 8  | 6  | 24    |
| Nebraska          | 6  | 29 | 14 | 13 | 62    |

| Statistics  | Nebraska | Florida |
|-------------|----------|---------|
| First Downs | 27       | 15      |
| Rush Yards  | 524      | -28     |
| Pass Yards  | 105      | 297     |
| Total Yards | 629      | 269     |

**Tempe, Ariz., Jan. 2, 1996** - In one of the greatest performances in college football history, top-ranked Nebraska became only the second team ever to post perfect back-to-back national championship seasons with a 62-24 victory over No. 2 Florida. The 38-point margin was the second largest in a No. 1 vs. No. 2 showdown.

The Huskers trailed 10-6 at the end of the first period before striking for 29 unanswered points in the second quarter. Lawrence Phillips' 42-yard score gave NU a 13-10 advantage. Jamel Williams then sacked Danny Wuerffel for a safety and NU added an Ahman Green touchdown run on the ensuing possession. After Kris Brown's field goal made it 25-10, Michael Booker intercepted a Wuerffel pass and returned it 42 yards for a touchdown, giving the Huskers a 32-10 cushion. Brown's second field goal of the quarter extended the lead to 35-10 at halftime.

Tommye Frazier scored on a pair of long touchdowns in the second half - including a 75-yard TD run - to finish with 199 yards rushing. NU rushed for an NCAA bowl-record 524 yards in the performance and held Florida to minus-28 yards on the ground.

## 1996 ORANGE BOWL NEBRASKA - 41 VIRGINIA TECH - 21



| Score by Quarters | 1 | 2  | 3  | 4  | Final |
|-------------------|---|----|----|----|-------|
| Virginia Tech     | 7 | 7  | 7  | 0  | 21    |
| Nebraska          | 0 | 17 | 14 | 10 | 41    |

| Statistics  | Nebraska | Virginia Tech |
|-------------|----------|---------------|
| First Downs | 25       | 22            |
| Rush Yards  | 279      | 193           |
| Pass Yards  | 136      | 214           |
| Total Yards | 415      | 407           |

**Miami, Fla., Dec. 31, 1996** - Nebraska used strong performances from I-back Damon Benning and quarterback Scott Frost to down 10th-ranked Virginia Tech, 41-21.

The sixth-ranked Huskers picked up their third straight victory, as Benning rushed for 95 yards and scored on touchdown runs of 33 and six yards.

The Hokies led 7-0 after the first quarter, before Nebraska scored 17 straight points. Kris Brown's 25-yard field goal cut the Hokie lead to 7-3, before Scott Frost scored on a five-yard touchdown run. The NU defense pushed the margin to 17-7 after Jason Peter recovered a fumble and raced 31 yards for a touchdown.

Jim Druckenmiller threw a pair of touchdown passes to close the gap to 24-21 midway through the third quarter before NU scored the final 17 points. Benning scored on a six-yard run, while Brown added a 37-yard field goal before a 22-yard touchdown run by Frost with three minutes left clinched the victory.

## 1998 ORANGE BOWL NEBRASKA - 42 TENNESSEE - 17



| Score by Quarters | 1 | 2 | 3  | 4 | Final |
|-------------------|---|---|----|---|-------|
| Tennessee         | 0 | 3 | 6  | 8 | 17    |
| Nebraska          | 7 | 7 | 21 | 7 | 42    |

| Statistics  | Nebraska | Tennessee |
|-------------|----------|-----------|
| First Downs | 30       | 16        |
| Rush Yards  | 409      | 128       |
| Pass Yards  | 125      | 187       |
| Total Yards | 534      | 315       |

**Miami, Fla., Jan. 2, 1998** - Nebraska sent Tom Osborne out on top in his final game as head coach, as the Huskers defeated Tennessee, 42-17, giving Coach Osborne his third undefeated national championship season in four years.

In a showdown between two of the top offenses in the nation, the Husker defense would steal the spotlight early, forcing a pair of Vol turnovers that led directly to touchdowns. Ahman Green opened the scoring from one yard out, before Shevin Wiggins' 10-yard TD run.

Leading 14-3 at halftime, Nebraska exploded for 21 points in the third quarter. The Huskers used a strong ground game to take control in the decisive quarter. Frost opened the period with touchdown runs of one and 11 yards, before Green scored from 22 yards out. Frost then added a nine-yard TD run in the fourth quarter to put NU in front 42-10.

Green rushed for an Orange Bowl-record 206 yards and two touchdowns, including 159 yards in the third quarter alone. Overshadowed in the offensive effort was a defense that held UT quarterback Peyton Manning to a season-low 134 yards in the air and forced three turnovers.

## 1998 HOLIDAY BOWL

### ARIZONA - 23

### NEBRASKA - 20



| Score by Quarters | 1 | 2  | 3 | 4  | Final |
|-------------------|---|----|---|----|-------|
| Arizona           | 6 | 3  | 0 | 14 | 23    |
| Nebraska          | 0 | 13 | 0 | 7  | 20    |

| Statistics  | Nebraska | Arizona |
|-------------|----------|---------|
| First Downs | 12       | 16      |
| Rush Yards  | 87       | 107     |
| Pass Yards  | 193      | 158     |
| Total Yards | 280      | 265     |

**San Diego, Calif., Dec. 30, 1998** - Kelvin Eafon's one-yard touchdown run with 6:08 remaining lifted fifth-ranked Arizona to a 23-20 victory over No. 14 Nebraska, ending the Huskers' four-game bowl winning streak.

In a wild fourth quarter that saw three lead changes, the Huskers rallied from a 16-13 deficit as Eric Crouch connected with Tracey Wistrom for a four-yard touchdown to give the Huskers a 20-16 lead with 10:55 remaining.

Arizona came right back on its next possession, driving 68 yards on nine plays, capped by Eafon's touchdown. NU had a final opportunity to regain the lead, driving to the UA 46-yard line before an Arizona interception.

NU erased a 9-0 deficit to lead 13-9 at the half thanks to two Arizona turnovers. Loran Kaiser's fumble recovery set up a 25-yard field goal by Kris Brown. On the Huskers' next possession, Crouch found wingback Shevin Wiggins for a 44-yard touchdown that gave the Huskers a 10-9 advantage. On the ensuing kickoff, Billy Legate forced a Wildcat fumble deep in UA territory, leading to Brown's second field goal of the half as time expired.

## 2000 FIESTA BOWL

### NEBRASKA - 31

### TENNESSEE - 21



| Score by Quarters | 1  | 2 | 3 | 4 | Final |
|-------------------|----|---|---|---|-------|
| Tennessee         | 0  | 7 | 7 | 7 | 21    |
| Nebraska          | 14 | 3 | 7 | 7 | 31    |

| Statistics  | Nebraska | Tennessee |
|-------------|----------|-----------|
| First Downs | 23       | 17        |
| Rush Yards  | 321      | 44        |
| Pass Yards  | 148      | 267       |
| Total Yards | 469      | 311       |

**Tempe, Ariz., Jan. 2, 2000** - No. 3 Nebraska defeated No. 6 Tennessee, 31-21, to finish the season 12-1 and ranked No. 2 in the AP poll.

NU jumped out to a 14-0 first-quarter lead, scoring on a Dan Alexander seven-yard touchdown run and on a 60-yard punt return by Bobby Newcombe. A Josh Brown 31-yard field goal and a UT halftime injury in the final seconds of the half gave the Huskers a 17-7 halftime advantage.

After the Vols closed to within 17-14 early in the third quarter, the Huskers responded by marching 96 yards in nine plays. Fullback Willie Miller set up the touchdown with a career-long 47-yard run. NU scored on the next play, as Eric Crouch connected with Aaron Golliday for a 13-yard touchdown pass to give the Huskers a 24-14 lead.

NU put the game out of reach with a 10-play, 99-yard drive, capped by Correll Buckhalter's two-yard touchdown run. Alexander rushed for 108 yards against the nation's seventh-best rush defense. In the final game for Defensive Coordinator Charlie McBride, the Blackshirts held the Vols to just 44 yards rushing and forced two interceptions.

## 2000 ALAMO BOWL

### NEBRASKA - 66

### NORTHWESTERN - 17



| Score by Quarters | 1 | 2  | 3  | 4 | Final |
|-------------------|---|----|----|---|-------|
| Northwestern      | 3 | 14 | 0  | 0 | 17    |
| Nebraska          | 7 | 31 | 21 | 7 | 66    |

| Statistics  | Nebraska | Northwestern |
|-------------|----------|--------------|
| First Downs | 28       | 14           |
| Rush Yards  | 476      | 232          |
| Pass Yards  | 160      | 151          |
| Total Yards | 636      | 383          |

**San Antonio, Texas, Dec. 30, 2000** - Nebraska scored an NU and NCAA bowl record 66 points while dominating Big Ten co-champion Northwestern, 66-17.

Trailing 10-7 early in the second quarter, the Huskers exploded for an NCAA bowl-record tying 31-point second quarter. Overall, NU outscored Northwestern 59-7 after the Wildcats took their only lead of the game.

Eric Crouch opened NU's second-quarter scoring with a 50-yard touchdown run. NU then scored 24 straight before Northwestern's Damien Anderson ran for a 69-yard score. Bobby Newcombe's 58-yard touchdown reception gave NU a 38-17 halftime lead.

A 21-point third quarter, including Matt Davison's 69-yard touchdown reception from Newcombe, put NU ahead 59-17. Place-kicker Josh Brown tied the NCAA bowl record for extra-point kick attempts (9) and extra-point kicks made (9). Dan Alexander ran for an NU bowl-record 240 rushing yards. As a team, the Huskers had an Alamo Bowl-record 476 rushing yards.

## 2002 ROSE BOWL

### MIAMI - 37

### NEBRASKA - 14



| Score by Quarters | 1 | 2  | 3 | 4 | Final |
|-------------------|---|----|---|---|-------|
| Miami             | 7 | 27 | 0 | 3 | 37    |
| Nebraska          | 0 | 0  | 7 | 7 | 14    |

| Statistics  | Nebraska | Miami |
|-------------|----------|-------|
| First Downs | 16       | 18    |
| Rush Yards  | 197      | 110   |
| Pass Yards  | 62       | 362   |
| Total Yards | 259      | 472   |

**Pasadena, Calif., Jan. 3, 2002** - Playing in front of a sellout partisan Nebraska crowd, the Huskers fell to Miami 37-14 in the BCS national championship game.

Miami came out strong from the start and gained 472 yards of total offense, including 362 yards passing by quarterback Ken Dorsey. The victory capped Miami's perfect 12-0 campaign under first-year head coach Larry Coker. The 11-2 Huskers were held to a season-low 259 yards, including 197 on the ground.

The Hurricanes opened the scoring, capitalizing on a trio of first-half Husker turnovers. Miami converted the miscues into 14 points, helping the Hurricanes build a 34-point halftime lead.

Fullback Judd Davies got Nebraska on the board late in the third quarter with a 16-yard TD run to cut the lead to 34-7. The Huskers closed to within 20 points after DeJuan Groce returned a Miami punt 71 yards for a touchdown with more than 14 minutes remaining. Miami's Todd Sievers kicked a 37-yard field goal to account for the final 37-14 margin.

## 2002 INDEPENDENCE BOWL

### MISSISSIPPI - 27

### NEBRASKA - 23



| Score by Quarters | 1 | 2  | 3  | 4 | Final |
|-------------------|---|----|----|---|-------|
| Mississippi       | 0 | 14 | 10 | 3 | 27    |
| Nebraska          | 3 | 14 | 3  | 3 | 23    |

| Statistics  | Nebraska | Mississippi |
|-------------|----------|-------------|
| First Downs | 17       | 20          |
| Rush Yards  | 266      | 52          |
| Pass Yards  | 93       | 313         |
| Total Yards | 359      | 365         |

Shreveport, La., Dec. 27, 2002 - DeJuan Groce tied an NCAA record with his fourth punt return touchdown of the season, but the Huskers fell to Ole Miss, 27-23, in a loss that left NU with a 7-7 record, ending its streak of winning seasons at 40 straight. The loss also snapped the Huskers' 11-game bowl winning streak against teams from the Southeastern Conference.

Nebraska jumped to a 10-0 lead in the game's first 17 minutes, as Josh Brown connected on a 29-yard field goal before Jammal Lord found Matt Herian for a 41-yard second-quarter touchdown.

Eli Manning cut NU's lead to 10-7 with an 11-yard touchdown pass to Kerry Johnson before Groce's punt return put the Huskers up 17-7. Toward Sanford scored from one yard out to pull the Rebels within three at the half.

In the second half, Nebraska managed just 97 total yards and two field goals. The teams exchanged field goals before Sanford's second one-yard scoring run gave the Rebels a 24-20 edge. Ole Miss added another field goal with 4:38 remaining after NU had cut the lead to 24-23.

## 2003 ALAMO BOWL

### NEBRASKA - 17

### MICHIGAN STATE - 3



| Score by Quarters | 1 | 2  | 3 | 4 | Final |
|-------------------|---|----|---|---|-------|
| Michigan State    | 3 | 0  | 0 | 0 | 3     |
| Nebraska          | 3 | 14 | 0 | 0 | 17    |

| Statistics  | Nebraska | Michigan State |
|-------------|----------|----------------|
| First Downs | 20       | 13             |
| Rush Yards  | 229      | 45             |
| Pass Yards  | 160      | 156            |
| Total Yards | 389      | 174            |

San Antonio, Texas, Dec. 29, 2003 - Behind a stifling defense, No. 22 Nebraska picked up its 10th victory of the year with a 17-3 win over Michigan State.

Under Interim Head Coach Bo Pelini, the Blackshirts recorded five sacks and intercepted three passes to hold the Spartans to three points, equaling the lowest point total ever by a Husker bowl opponent.

NU held MSU without a touchdown and just 174 total yards, more than 200 yards below its season average. While the Blackshirts kept MSU in check, Cory Ross did the offensive damage, rushing for 138 yards and two touchdowns on a school-record 37 carries. Ross scored on TD runs of 2 and 6 yards, as NU built a 14-point halftime lead that would hold up after a scoreless second half.

The Husker defense forced its first turnover when Daniel Bullocks intercepted Jeff Smoker at the NU 36-yard line. The Huskers quickly took advantage, as Ross scored the first of two second-quarter touchdowns, giving the Huskers a 10-3 lead they would not relinquish.

## 2005 ALAMO BOWL

### NEBRASKA - 32

### MICHIGAN - 28



| Score by Quarters | 1 | 2 | 3 | 4  | Final |
|-------------------|---|---|---|----|-------|
| Michigan          | 7 | 7 | 7 | 7  | 28    |
| Nebraska          | 7 | 7 | 3 | 15 | 32    |

| Statistics  | Nebraska | Michigan |
|-------------|----------|----------|
| First Downs | 16       | 23       |
| Rush Yards  | 151      | 130      |
| Pass Yards  | 167      | 270      |
| Total Yards | 318      | 400      |

San Antonio, Texas, Dec. 28, 2005 - Nebraska produced its greatest bowl comeback in school history, overcoming a 28-17 deficit with less than nine minutes left on its way to a thrilling 32-28 victory over No. 20 Michigan.

Nebraska jumped out to a 7-0 lead after a 52-yard touchdown pass from Zac Taylor to Terrence Nunn. Michigan answered with a pair of Chad Henne touchdown passes, before Taylor responded with another strike to Nate Swift to tie the game at the half.

Jordan Congdon kicked his school-record 19th field goal of the season to give NU a 17-14 lead midway through the third quarter, before Henne threw for a touchdown and ran for another score to put the Wolverines in front by 11.


Cory Ross, who earned MVP honors after rushing for 161 yards on 28 carries, led NU back with a 31-yard touchdown burst with 8:08 left. Taylor then hit Todd Peterson for the two-point conversion to trim Michigan's lead to 28-25. Following a Michigan fumble, Taylor hit Nunn with the game-winning 13-yard touchdown strike with 4:29 remaining.

The game's final play was a series of laterals that covered 62 yards and went all the way down to the NU 13.

## 2009 HOLIDAY BOWL

### NEBRASKA - 33

### ARIZONA - 0



| Score by Quarters | 1  | 2  | 3  | 4 | Final |
|-------------------|----|----|----|---|-------|
| Arizona           | 0  | 0  | 0  | 0 | 0     |
| Nebraska          | 10 | 13 | 10 | 0 | 33    |

| Statistics  | Nebraska | Arizona |
|-------------|----------|---------|
| First Downs | 19       | 6       |
| Rush Yards  | 223      | 63      |
| Pass Yards  | 173      | 46      |
| Total Yards | 396      | 109     |

San Diego, Calif., Dec. 30, 2009 - In one of Nebraska's most dominant bowl performances in history, the No. 20 Cornhuskers registered their first-ever bowl shutout with a 33-0 whitewashing of Arizona in the 2009 Pacific Life Holiday Bowl at Qualcomm Stadium. It was also the first bowl shutout in Big 12 Conference history.

NU notched its first 10-win season since 2003, while the 33-point victory marked its largest bowl-game margin since a 66-17 win over Northwestern in the 2000 Alamo Bowl.

Led by All-American defensive tackle Ndamukong Suh and Holiday Bowl Defensive MVP Matt O'Hanlon, the Blackshirts' performance was near perfection, surrendering just 109 total yards. The only serious Wildcat threat came on the final drive, when they produced 72 of their 109 yards.

An efficient and balanced offense led by Offensive MVP Niles Paul finished with 396 total yards, including 223 rushing yards and 173 passing yards. Paul had four receptions for 123 yards, including an NU bowl-record 74-yard touchdown catch. He finished the night with 237 all-purpose yards, while fellow junior Alex Henery went 4-for-4 on field goals.

## 2007 COTTON BOWL

### AUBURN - 17

### NEBRASKA - 14



| Score by Quarters | 1 | 2 | 3 | 4 | Final |
|-------------------|---|---|---|---|-------|
| Auburn            | 7 | 7 | 3 | 0 | 17    |
| Nebraska          | 7 | 7 | 0 | 0 | 14    |

| Statistics  | Nebraska | Auburn |
|-------------|----------|--------|
| First Downs | 17       | 12     |
| Rush Yards  | 104      | 67     |
| Pass Yards  | 126      | 111    |
| Total Yards | 230      | 178    |

**Dallas, Texas, Jan. 1, 2007** - In a classic defensive struggle, No. 10 Auburn managed the only points of the second half on a 42-yard John Vaughn third-quarter field goal to defeat No. 22 Nebraska, 17-14. The Huskers fell to the Tigers despite surrendering just 178 total yards, as both Auburn touchdowns came in the first half on drives of less than 15 yards following NU turnovers.


Nebraska was in position to tie or win the game late in the fourth quarter after senior linebacker Stewart Bradley recovered an Auburn fumble at the Tiger 42 with 5:24 remaining. The Huskers drove to the Auburn 27 before facing a 4th-and-11 at the 30. NU elected to go for it, but Zac Taylor's pass fell incomplete. NU's field goal attempt would have been from 47 yards out and the longest Husker field goal of the 2006 season was just 40 yards.

Nebraska scored on its opening possession, going 80 yards in 15 plays capped by Nate Swift's 13-yard scoring reception. Brandon Jackson reeled off a 20-yard run to tie the game with nine minutes to play in the first half. Vaughn posted the winning points in the third quarter, handing NU its fourth loss to a top-10 team on the year.

## 2009 GATOR BOWL

### NEBRASKA - 26

### CLEMSON - 21



| Score by Quarters | 1 | 2  | 3  | 4 | Final |
|-------------------|---|----|----|---|-------|
| Clemson           | 0 | 14 | 7  | 0 | 21    |
| Nebraska          | 0 | 3  | 20 | 3 | 26    |

| Statistics  | Nebraska | Clemson |
|-------------|----------|---------|
| First Downs | 14       | 14      |
| Rush Yards  | 125      | 4       |
| Pass Yards  | 236      | 206     |
| Total Yards | 361      | 210     |

**Jacksonville, Fla., Jan. 1, 2009** - Nebraska scored 16 unanswered points to rally from an 11-point halftime deficit and post a 26-21 win over Clemson.

All 21 Clemson points came off turnovers, as the Blackshirts held the Tigers to just 210 total yards, including only four yards rushing on 26 attempts. Clemson scored first when DeAndre McDaniel found the end zone on a 28-yard fumble recovery. NU answered with an Alex Henery field goal before an interception set Clemson up for a 25-yard touchdown pass with 19 seconds remaining in the first half.

On the first drive of the third quarter, Joe Ganz found Nate Swift for a 17-yard touchdown pass to close the gap to four. Following a fumbled punt, Clemson took over near midfield and completed a 41-yard touchdown pass to put the Tigers on top 21-10.

Ganz then found Todd Peterson for a 19-yard touchdown midway through the third quarter to open the run of 16 unanswered points. Henery secured the win by booting three field goals over the final 20 minutes.

Ganz, the game's MVP, completed 19-of-36 passes and threw for a Nebraska bowl-record 236 yards in the win.

## 2010 HOLIDAY BOWL

### WASHINGTON - 19

### NEBRASKA - 7



| Score by Quarters | 1  | 2 | 3 | 4 | Final |
|-------------------|----|---|---|---|-------|
| Nebraska          | 0  | 7 | 0 | 0 | 7     |
| Washington        | 10 | 0 | 7 | 2 | 19    |

| Statistics  | Nebraska | Washington |
|-------------|----------|------------|
| First Downs | 14       | 21         |
| Rush Yards  | 91       | 268        |
| Pass Yards  | 98       | 72         |
| Total Yards | 189      | 340        |

**San Diego, Calif., Dec. 30, 2010** - Nebraska struggled to find its offensive rhythm against an inspired Washington defense in a 19-7 loss to the Huskies in the Bridgepoint Education Holiday Bowl at Qualcomm Stadium.

With the loss, the Huskers finished with a 10-4 mark for the second straight season.

NU managed just 91 rushing yards as a team, led by Rex Burkhead's 39 yards on 12 carries and Roy Helu's 34 yards on 11 carries. Helu closed his career as NU's No. 4 all-time leading rusher with 3,404 yards, including 1,245 in 2010.

Chris Polk led the way for the Huskies with 177 yards on 34 carries. The Huskies amassed 268 yards on the ground to overcome another struggle in the air for Jake Locker against the Blackshirt secondary. Locker finished just 5-of-16 passing for 56 yards.

Along with the strong running performance, the Huskies got help from the Huskers who committed 12 penalties for 102 yards, as well as turning the ball over twice on one fumble and one interception.

## 2012 CAPITAL ONE BOWL

### SOUTH CAROLINA - 30

### NEBRASKA - 13



| Score by Quarters | 1  | 2 | 3 | 4  | Final |
|-------------------|----|---|---|----|-------|
| Nebraska          | 13 | 0 | 0 | 0  | 13    |
| South Carolina    | 9  | 7 | 0 | 14 | 30    |

| Statistics  | Nebraska | South Carolina |
|-------------|----------|----------------|
| First Downs | 17       | 16             |
| Rush Yards  | 137      | 121            |
| Pass Yards  | 116      | 230            |
| Total Yards | 253      | 351            |

**Orlando, Fla., Jan. 1, 2012** - No. 20 Nebraska jumped to a 13-9 lead at the end of the first quarter, but No. 9 South Carolina scored the game's final 21 points in the Huskers' 30-13 loss in the Capital One Bowl at Florida Citrus Bowl Stadium.

Nebraska ended its 2011 season with a 9-4 overall record, its fourth consecutive nine-win season.

Nebraska scored first when Taylor Martinez hit Kenny Bell on a 30-yard touchdown strike just over three minutes into the game. Brett Maher's extra-point attempt was then blocked and scooped up by South Carolina's Stephon Gilmore, who raced the other way for a two-point return.

USC used that momentum to take the lead on a Connor Shaw touchdown run on the ensuing drive before NU answered with its second straight touchdown, an Ameer Abdullah one-yard run to go ahead 13-9. The Huskers held that lead before Martinez threw an interception with 38 seconds left in the half. Alshon Jeffery then caught a 51-yard hail mary touchdown pass on the final play of the half.

Nebraska was unable to recover from the deflating end to the first half, as USC scored two fourth-quarter touchdowns while limiting NU to 64 yards in the second half.

## 2013 CAPITAL ONE BOWL GEORGIA - 45 NEBRASKA - 31



| Score by Quarters | 1  | 2  | 3 | 4  | Final |
|-------------------|----|----|---|----|-------|
| Nebraska          | 14 | 10 | 7 | 0  | 31    |
| Georgia           | 16 | 7  | 8 | 14 | 45    |

| Statistics  | Nebraska | Georgia |
|-------------|----------|---------|
| First Downs | 26       | 23      |
| Rush Yards  | 239      | 162     |
| Pass Yards  | 204      | 427     |
| Total Yards | 443      | 589     |

Orlando, Fla., Jan. 1, 2013 - No. 16 Nebraska hung tough with No. 7 Georgia for three quarters, but a pair of Bulldog touchdown passes in the fourth quarter provided the margin in the Huskers' 45-31 loss in the Capital One Bowl.

Nebraska ended its 2012 campaign with a 10-4 overall record that included a 7-1 Big Ten mark and a Legends Division title. Georgia, the SEC runner-up, finished with a 12-2 overall mark.

Senior I-back Rex Burkhead led the Huskers with 140 yards and a touchdown on 25 carries, while adding four receptions for 39 yards and another score in his final game as a Husker.

Burkhead, who produced his 14th 100-yard rushing performance, closed his career with 3,329 yards at No. 5 on Nebraska's all-time rushing list. He also became the 10th player in NU history with 30 career rushing touchdowns. Burkhead's 357 rushing yards on 76 attempts in four bowl games were both Nebraska records.

Taylor Martinez added 46 yards on the ground to push his season rushing total past 1,000 yards. He finished with 1,019 rushing yards in 2012 as just the fourth Husker quarterback to produce a 1,000-yard campaign.

## 2014 GATOR BOWL NEBRASKA - 24 GEORGIA - 19



| Score by Quarters | 1 | 2  | 3  | 4 | Final |
|-------------------|---|----|----|---|-------|
| Nebraska          | 0 | 10 | 14 | 0 | 24    |
| Georgia           | 0 | 9  | 3  | 7 | 19    |

| Statistics  | Nebraska | Georgia |
|-------------|----------|---------|
| First Downs | 14       | 22      |
| Rush Yards  | 144      | 96      |
| Pass Yards  | 163      | 320     |
| Total Yards | 307      | 416     |

Jacksonville, Fla., Jan. 1, 2014 - Heroic efforts by Blackshirt defenders and the longest play from scrimmage in Nebraska football history sent a determined bunch of Husker seniors out with a dramatic 24-19 victory over No. 22 Georgia in the TaxSlayer.com Gator Bowl at EverBank Field on New Year's Day.

Nebraska, which secured its sixth consecutive nine-win season under Coach Bo Pelini, finished the 2013 campaign with a 9-4 record. Georgia closed its season at 8-5.

Senior wide receiver Quincy Enunwa capped one of the top receiving careers in school history with a career-high 129 yards on four receptions to earn TaxSlayer.com Gator Bowl MVP honors.

Enunwa hauled in a pair of touchdown passes on the day, including a decisive 99-yard catch from sophomore quarterback Tommy Armstrong Jr. on 3rd-and-14 midway through the third quarter.

The game-winning pass play was the longest play from scrimmage in Nebraska football and Gator Bowl history. The play was set up after Armstrong fumbled a shotgun snap on second down and managed to recover it just inches outside the NU end zone to save the Big Red from a safety that would have trimmed the Husker lead to 17-14.

## 2014 HOLIDAY BOWL USC - 45 NEBRASKA - 42



| Score by Quarters | 1  | 2  | 3  | 4 | Final |
|-------------------|----|----|----|---|-------|
| Nebraska          | 17 | 0  | 17 | 8 | 42    |
| USC               | 10 | 14 | 21 | 0 | 45    |

| Statistics  | Nebraska | USC |
|-------------|----------|-----|
| First Downs | 28       | 22  |
| Rush Yards  | 144      | 194 |
| Pass Yards  | 381      | 321 |
| Total Yards | 525      | 515 |

San Diego, Calif., Dec. 27, 2014 - In a high-scoring shootout Tommy Armstrong Jr. racked up 422 yards of total offense, but Nebraska came up short in a 45-42 loss to No. 24 USC.

Armstrong completed a career-high 32-of-51 passes for a career-best 381 yards and three touchdowns setting NU bowl records for yardage, completions and attempts. He added 41 rushing yards, including a 15-yard touchdown run in the fourth quarter. He followed up his scoring run with a two-point conversion pass to Kenny Bell to cut the lead to 45-42 after the Huskers trailed by 18 late in the third quarter.

With the Trojans leading 24-17 at halftime, the teams traded scores in the second half, with Nebraska continuing to show its fight by battling back on several occasions. After USC took a 45-27 lead late in the third quarter, Nebraska made its final comeback push.

Armstrong struck again before the end of the quarter, finding Jordan Westerkamp on a 65-yard touchdown pass to make it 45-34 with 24 seconds left in the quarter. The Armstrong TD run and two-point conversion cut the lead to three, but a late Nebraska drive ended on downs, dashing NU's comeback hopes.

## 2015 FOSTER FARMS BOWL NEBRASKA - 37 UCLA - 29



| Score by Quarters | 1 | 2  | 3 | 4 | Final |
|-------------------|---|----|---|---|-------|
| Nebraska          | 7 | 14 | 9 | 7 | 37    |
| UCLA              | 7 | 14 | 0 | 8 | 29    |

| Statistics  | Nebraska | UCLA |
|-------------|----------|------|
| First Downs | 31       | 17   |
| Rush Yards  | 326      | 67   |
| Pass Yards  | 174      | 319  |
| Total Yards | 500      | 386  |

Santa Clara, Calif., Dec. 26, 2015 - Nebraska rolled for a season-high 326 rushing yards and 500 yards of total offense to ground UCLA's high-powered passing attack and claim a 37-29 win over the Bruins in the Foster Farms Bowl.

Nebraska stuck with a smash-mouth game plan all night, scoring 30 unanswered points after falling behind 21-7 in the second quarter at Levi's Stadium. Quarterback Tommy Armstrong Jr. accounted for 250 yards of total offense, including 76 rushing yards on 10 carries with one touchdown. He was also efficient through the air, completing 12-of-19 passes for 174 yards and another score to earn offensive MVP honors in the game.

Armstrong was one of four Huskers to score rushing touchdowns on the night after Christmas, joining seniors Imani Cross and Andy Janovich and Los Angeles native Terrell Newby.

Devine Ozigbo didn't hit paydirt, but he did rush for then-career bests of 87 yards and 21 carries to lead three Huskers who each rushed for more than 50 yards. Cross added 55 yards on 15 totes. Overall, nine different Huskers recorded rushes in the bowl game, including 31 yards on six carries by Janovich, a nifty 22-yard run by Jamal Turner in the first half, and a game-clinching 16-yard tight end reverse by Cethan Carter for Nebraska's final first down.

## 2016 MUSIC CITY BOWL

### TENNESSEE - 38

### NEBRASKA - 24



| Score by Quarters | 1 | 2  | 3 | 4  | Final |
|-------------------|---|----|---|----|-------|
| Nebraska          | 0 | 7  | 7 | 10 | 24    |
| Tennessee         | 0 | 21 | 3 | 14 | 38    |

| Statistics  | Nebraska | Tennessee |
|-------------|----------|-----------|
| First Downs | 18       | 25        |
| Rush Yards  | 61       | 230       |
| Pass Yards  | 257      | 291       |
| Total Yards | 318      | 521       |

**Nashville, Tenn., Dec. 30, 2016** - Nebraska fell behind 14-0 midway through the first half and was not able to recover in a 38-24 loss to Tennessee in the Franklin American Mortgage Music City Bowl at Nissan Stadium.

Tennessee quarterback Josh Dobbs completed 23-of-38 passes for 291 yards and a touchdown, while adding 11 carries for 118 yards and a Music City Bowl-record three rushing touchdowns. Dobbs finished with 409 total yards and four scores to pace the Vols. Nebraska's Ryker Fyfe, who drew the start in place of injured four-year starting quarterback Tommy Armstrong Jr. for the Huskers, answered with 243 yards on 17-of-36 passing. Fyfe threw a pair of touchdown passes to senior receiver Brandon Reilly, who finished with four catches for 98 yards.

Nebraska got a strong effort from running back Devine Ozigbo, who finished with seven carries for 66 yards, but managed just 61 rushing yards as a team on 28 carries. The Huskers produced just 318 yards of total offense, while Tennessee piled up 521 total yards, including 230 rushing yards.