

NEBRASKA

**NEBRASKA
CORNHUSKERS**
(3-1, 0-1 BIG)



**PURDUE
BOILERMAKERS**
(1-2, 0-0 BIG)

SATURDAY, SEPT. 28 • 11 A.M. CT • WEST LAFAYETTE, IND. • ROSS-ADE STADIUM • NATURAL GRASS

Nebraska leaves Lincoln for the first time in 2024, traveling to West Lafayette, Ind., to take on Purdue in the Huskers' Big Ten road opener. Game time at Purdue's Ross-Ade Stadium is set for 11 a.m. CT (Noon, local) with Peacock providing streaming coverage of the matchup. The game can also be heard on the Huskers Radio Network and the Huskers App.

The Huskers stand at 3-1 on the season and 0-1 in Big Ten Conference play following a 31-24 overtime loss to Illinois on Friday night in Lincoln. The Huskers took a 24-17 lead early in the fourth quarter, but the Illini tied the game at 24-24 midway through the fourth quarter and prevailed with an overtime touchdown.

The loss to Illinois ended a streak of 10 straight games in which Nebraska had allowed 24 or fewer points. The Husker offense continued to show its explosiveness with 297 yards through the air, including five pass plays of at least 20 yards.

Purdue comes into the contest with a 1-2 record, following a 38-21 loss at Oregon State on Saturday night. The Boilermakers opened the season with a victory over Indiana State, before losses to Notre Dame and Oregon State. Coach Ryan Walters' team has shown a strong running game through three contests, averaging 183.0 yards per game on the ground, including 263 rushing yards at Oregon State. The Boilermaker defense has been solid against the pass, allowing just 123 yards per game.

Saturday's game marks the 12th consecutive year Nebraska and Purdue have met on the gridiron. Following this year's contest the teams are not scheduled to meet again until the 2027 season in Lincoln.

THIS WEEK'S NUMBERS

1

Saturday's game at Purdue will be the first road game of the season for the Huskers. Excluding the 2020 COVID season, the Sept. 28 road opener is Nebraska's latest in a season since 2013.

4

Senior receiver **Isaiah Neyor** has four receiving touchdowns through four games, including two against Illinois. His four TD receptions rank 10th nationally and match Nebraska's 2023 team leader (Thomas Fidone).

7

Nebraska's last five Big Ten games have all been decided by seven or fewer points, including two in overtime. The last time a Husker Big Ten game was decided by more than seven points was a 31-14 win over Purdue in Lincoln last season.

2024 NEBRASKA FOOTBALL SCHEDULE

Aug. 31	UTEP	FOX	W, 40-7	Huskers top 500 yards and 40 points in opener
Sept. 7	Colorado	NBC	W, 28-10	Defense dominates with six sacks, INT for TD
Sept. 14	Northern Iowa	BTN	W, 34-3	Offense averages 8.8 yards per play
Sept. 20	Illinois*	FOX	L, 24-31 (ot)	Huskers fall in OT in 400th consecutive sellout
Sept. 28	at Purdue*	Peacock	11 a.m.	4th meeting in West Lafayette in the last 6 years
Oct. 5	Rutgers*	FS1	3 p.m.	Lone 2024 FBS game between former NFL head coaches
Oct. 19	at Indiana*	TBA	TBA	NU's 2nd trip to Bloomington since joining Big Ten
Oct. 26	at Ohio State*	TBA	TBA	2 of the last 4 meetings decided by 9 points or less
Nov. 2	UCLA*	TBA	TBA	NU ranked in 10 of the 13 all-time meetings
Nov. 16	at USC*	TBA	TBA	Only team NU has played more than once & not beaten
Nov. 23	Wisconsin*	TBA	TBA	Last 3 matchups all decided by 7 or fewer points
Nov. 29	at Iowa*	NBC	6:30 p.m.	Huskers' 35th straight "Black Friday" game

All times Central; Home games in **bold**; *Big Ten Conference game

NEBRASKA

- **2024 Record:** 3-1, 0-1
- **Last Game:** Lost to #24 Illinois, 31-24 (ot)
- **Streak:** Lost 1
- **AP Rank:** Receiving Votes
- **Coaches Rank:** Receiving Votes
- **Head Coach:** Matt Rhule
- **Nebraska Record:** 8-8 (2nd year)
- **Collegiate Record:** 55-51 (9th year)
- **Record vs. Purdue:** 1-0

PURDUE

- **2024 Record:** 1-2, 0-0
- **Last Game:** lost to Oregon State, 38-21
- **Streak:** Lost 2
- **AP Rank:** Not Ranked
- **Coaches Rank:** Not Ranked
- **Head Coach:** Ryan Walters
- **Purdue Record:** 5-10 (2nd season)
- **Career Record:** same
- **Record vs. Nebraska:** 0-1

SERIES HISTORY

- **All-Time Series:** Series tied, 6-6
- **At West Lafayette:** Purdue leads, 4-3
- **Last Game:** Nebraska, 31-14 (2023)
- **Win Streak:** Nebraska, 1 game

TV INFORMATION



Play-by-Play: Jac Collinsworth
Analyst: Michael Robinson
Sidelines: Caroline Pineda
Fox Sports App

HUSKERS RADIO NETWORK



Play-by-Play: Greg Sharpe
Analysis: Damon Benning
Sidelines: Jessica Coody
Pre/Post-Game: Matt Coatney, Jessica Coody, Ben McLaughlin & Zach Potter

Huskers.com & Huskers App



NEBRASKA VS. PURDUE—LAST 5 MEETINGS

DATE	SITE	NEB RANK	PUR RANK	RESULT	SCORE
11/2/2019	West Lafayette	NR	NR	Loss	27-31
12/5/2020	West Lafayette	NR	NR	Win	37-27
10/30/2021	Lincoln	NR	NR	Loss	23-28
10/15/2022	West Lafayette	NR	NR	Loss	37-43
10/28/2023	Lincoln	NR	NR	Win	31-14

SERIES HISTORY: NEBRASKA VS. PURDUE

Saturday's meeting will be the 13th matchup in the Nebraska-Purdue series, with the series tied at six wins apiece. Nebraska posted a 31-14 win last year in Lincoln to even the series.

- Nebraska holds a 6-5 edge since the Huskers joined the Big Ten in 2011. The Huskers won four of the first five matchups between 2013 and 2017, and Purdue has responded by winning four of the past six games since 2018.
- Four of the past seven games between the schools have been decided by six or fewer points, including three Purdue victories between 2019 and 2022. Nebraska's past two wins have been by 10 and 17 points.
- Nebraska and Purdue will meet for the 13th consecutive season on Saturday. However, with the Big Ten's new non-division schedule format, the schools do not meet in 2025 or 2026, before resuming with games in 2027 (Lincoln) and 2028 (West Lafayette).

HUSKERS LOOK FOR WIN IN BIG TEN ROAD OPENER

Nebraska opened Big Ten play last week against Illinois and plays its first conference road game Saturday at Purdue. It marks the first time Nebraska opened Big Ten play at home since 2017.

- Nebraska's past four Big Ten road openers were also the Huskers' season-opening game from 2020 to 2023. The Huskers' last victory in a conference road opener was in 2019 when the Huskers won at Illinois.
- Since joining the Big Ten in 2011, NU is 4-9 in Big Ten road openers, including a 2013 win at Purdue.

NEBRASKA CELEBRATES 400TH CONSECUTIVE SELLOUT

Nebraska celebrated its 400th consecutive sellout at Memorial Stadium last Friday night against Illinois. The Huskers have sold out every game at Memorial Stadium for more than six decades, beginning with a game against Missouri on Nov. 3, 1962.

- During the sellout streak, Memorial Stadium has expanded several times and capacity has grown from 31,080 in 1962 to the current capacity of 82,841.
- Nebraska has a record of 324-76 during the sellout streak. The game against No. 24 Illinois was the 87th matchup against a ranked opponent during the sellout streak, with Nebraska owning a 47-40 mark in those games.

HUSKERS COMPLETE NON-LEAGUE PLAY UNDEFEATED

Nebraska opened the season with three consecutive non-conference victories, marking its first 3-0 start to the season since 2016. It was also the first time Nebraska was unblemished in non-conference play since 2016. The Huskers fell out of both national polls following their overtime loss to Illinois, but the start to the season remains Nebraska's best in eight years.

- Nebraska was in both national polls for two consecutive weeks (Sept. 8, Sept. 15). Nebraska rose as high as 22nd in both polls. The No. 22 AP ranking was Nebraska's highest since being ranked 17th entering the 2016 regular-season finale at Iowa.
- Last Friday's game with Illinois was the first matchup of two AP ranked teams at Memorial Stadium since 2013 (vs. UCLA) and the first Big Ten games between two ranked teams since 2011 when 13th-ranked Nebraska defeated No. 9 Michigan State.

NEBRASKA LOOKS TO REGAIN SEASON-OPENING FORM

Nebraska controlled its first three games from start to finish. The Huskers did not trail in their three first games, and out-scored the opposition by a total of 102-20. While Illinois prevailed with an overtime score, Nebraska trailed for less than 12 minutes of regulation game action against the Illini.

- Nebraska won each of its first three games by at least 18 points. It marked the first time NU won three straight games by at least 18 points since the middle of the 2014 season, when the Huskers defeated Northwestern (21), Rutgers (18) and Purdue (21).
- Nebraska scored on its opening drive in each of the first three games. Those scoring drives have covered 72, 49 and 75 yards.
- Nebraska out-scored Illinois 7-3 in the second quarter last Friday. In four games this season, Nebraska has out-scored the opposition 58-3 in the second quarter. In 2023, Nebraska was out-scored 81-66 in the second quarter.
- Opponents have had very little success early in games. Dating back to 2023, Nebraska has allowed just two first-quarter touchdowns in its past 11 games. Illinois was just the second team in the past 17 games to score a touchdown on its opening drive.

BIG TEN STANDINGS

Place	Team	Overall	Big Ten
1.	Indiana	4-0	1-0
	Illinois	4-0	1-0
	Michigan State	3-1	1-0
	Iowa	3-1	1-0
	Michigan	3-1	1-0
	Washington	3-1	1-0
7.	Oregon	3-0	0-0
	Ohio State	3-0	0-0
	Penn State	3-0	0-0
	Rutgers	3-0	0-0
	Wisconsin	2-1	0-0
	Purdue	1-2	0-0
13.	Nebraska	3-1	0-1
	USC	2-1	0-1
	Maryland	2-1	0-1
	Minnesota	2-2	0-1
	Northwestern	2-2	0-1
	UCLA	1-2	0-1

PLAYER OF THE WEEK NOMINEES

OPP.	OFF.	DEF.	SPEC.	FROSH
UTEP	Neyor	Robinson	--	Raiola
CU	R.Johnson Hill	--	Buschini	Raiola
UNI	Raiola	Bullock	--	Nelson
ILL	--	--	--	--
PUR				
RUT				
IND				
OSU				
UCLA				
USC				
WIS				
IOWA				

Bold indicates winner

2024 HUSKER HONORS

JACORY BARNEY JR., WR

- The Jet Award Watch List

BRYCE BENHART, OL

- Outland Trophy Watch List

BRIAN BUSCHINI, P

- Ray Guy Award Watch List

THOMAS FIDONE II, TE

- Mackey Award Watch List

ISAAC GIFFORD, DB

- Wuerffel Trophy Watch List

NASH HUTMACHER, DL

- Bednarik Award Watch List

ISAIAH NEYOR, WR

- Earl Campbell Tyler Rose Award Watch List

DYLAN RAIOLA, QB

- Polynesian Player of the Year Watch List
- Shaun Alexander Award Watch List
- Big Ten Freshman of the Week (vs. UTEP)

BEN SCOTT, OL

- Rimington Trophy Watch List

2024 GAME CAPTAINS

UTEP: OT Turner Corcoran, LS Camden

Witucki, S DeShon Singleton, S Derek Branch

CU: OT Bryce Benhart, WR Jahmal Banks, DL Ty Robinson, CB Marques Buford Jr.

UNI: RB Rahmir Johnson, JACK M.J. Sherman, LB John Bullock, P Brian Buschini

ILL: C Ben Scott, Rover Isaac Gifford, CB Tommie Hill, NT Nash Hutmacher

LAST GAME

ILLINOIS 31, NEBRASKA 24 (OT)

TEAM STATS	ILL	NU
First Downs	25	20
Rushes-Yards	39-166	33-48
Passes	21-27-0	24-35-1
Passing Yards	215	297
Total Offense	381	345
3rd Downs	7-of-13	8-of-15
Turnovers	2	1
Penalties	3-20	10-89
Time of Possession	29:39	30:21

NU RUSHING LEADER

Dante Dowdell—20 carries, 72 yards

NU PASSING LEADER

Dylan Raiola—24-35-1, 297 yards, 3 TD

NU RECEIVING LEADERS

Jahmal Banks—8 receptions, 94 yards

Isaiah Neyor—4 receptions, 90 yards, 2 TD

Thomas Fidone—2 receptions, 46 yards

Jacory Barney Jr.—4 receptions, 25 yards

NU DEFENSIVE LEADERS

John Bullock—9 tackles, sack, FC, PBU

Ceyair Wright—6 tackles, Sack, FC

DeShon Singleton—6 tackles, fumble recovery

Mikai Gbayor—6 tackles, fumble recovery

NU SPECIAL TEAMS LEADERS

Brian Buschini—3 punts, 50.3-yard average

NOTING LAST WEEK'S GAME

- The game marked the 400th consecutive sellout at Memorial Stadium dating back to 1962.
- It was Nebraska's first non-Black Friday weekday game at Memorial Stadium since Sept. 20, 2001, against Rice. That game was originally scheduled for Sept. 15, 2001, but was postponed following the 9/11 attacks.
- The Huskers played their first overtime since a 24-17 loss at Wisconsin in November of last season. Nebraska fell to 8-9 all-time in overtime contests, including 2-2 at Memorial Stadium. Nebraska has lost eight consecutive overtime games dating back to a 37-34 win at Iowa on Nov. 28, 2014.
- Nebraska's 18-play first quarter drive that ended in a field goal was Nebraska's longest in terms of plays since a 19-play touchdown drive at Illinois in the 2021 season opener.
- Freshman quarterback **Dylan Raiola** completed 24-of-35 passes for 297 yards and three touchdowns. The 297 passing yards were a career best for Raiola.
- Raiola's three touchdown passes marked the first time a Husker has thrown for three TDs since Casey Thompson at Iowa in 2022.
- Senior receiver **Jahmal Banks** had eight catches for 94 yards. Banks increased his career receiving yardage total to 1,574 yards with his receiving total.
- Senior receiver **Isaiah Neyor** had a 6-yard TD reception in the first quarter and an 11-yard TD catch in the second quarter, giving him a team-leading four touchdown receptions this season.

BLACKSHIRT DEFENSE OFF TO STRONG 2024 START

The Nebraska defense was one of the nation's most improved units in 2023. The Blackshirts opened the 2024 season with strong showings in three non-conference victories, before a 31-24 overtime loss to Illinois.

- Nebraska allowed just 20 combined points in its first three games, the fewest through three games since NU allowed 16 points in the first three games in 2005.
- With an overtime touchdown, Illinois ended a streak of 10 straight opponents Nebraska had held to 24 or fewer points. It was the longest stretch Nebraska had limited the opposition to 24 points or less since a 14-game stretch spanning the 2009 and 2010 seasons.
- Before the Illinois game, the Huskers held seven straight opponents at Memorial Stadium to 14 or fewer points. Since the start of the 2023 season, just two of 11 opponents at Memorial Stadium have scored more than 14 points.
- Dating back to last season, Nebraska has held 11 straight opponents to less than 400 total yards. The last time Nebraska had held 11 straight opponents to less than 400 yards was part of a 14-game stretch spanning the final three games of 2008 and first 11 contests of 2009. The Huskers held both UTEP (205 total yards) and Colorado (260 total yards) to less than 300 total yards.
- Nebraska held Colorado to just 16 rushing yards on 22 attempts, the fewest rushing yards by an opponent since Purdue had -2 rushing yards in 2020. NU opened the season by allowing just 56 rushing yards against UTEP. In 16 games under Head Coach Matt Rhule, the Huskers have held the opponent to less than 100 rushing yards 10 times, including seven games with 75 yards or less.

WINNING THE TURNOVER MARGIN

Nebraska's defense has posted multiple takeaways in three of the first four games in 2024. The Huskers gained a pair of turnovers against both UTEP and Colorado, before having an interception against UNI, and forcing two fumbles against Illinois. In turn, the Nebraska offense has just three turnovers in four games, giving Nebraska a +4 turnover margin. Last year, Nebraska posted a -17 turnover margin.

- The multiple takeaways in consecutive games marked the first time the Husker defense accomplished that since 2020 when Nebraska had multiple takeaways against Northwestern and Penn State.
- The first two games was the first time Nebraska had a positive turnover margin in consecutive games since the final two games of the 2022 season when the Huskers had a +1 (Wisconsin) and +3 (Iowa) turnover margin in consecutive games.

DEFENSE PUTTING POINTS ON THE BOARD

While limiting the opposition to just 20 points in non-conference play, the Husker defense also scored on its own. In the season opener against UTEP, Nebraska recorded a safety and followed up with a pick-six by **Tommi Hill** against Colorado.

- The interception for a touchdown by Hill against the Buffs was Nebraska's first pick-six since Cam Taylor-Britt had a 38-yard interception for a touchdown against Iowa in 2019. It was Nebraska's first defensive touchdown of any kind since Deontai Williams returned a fumble for a score against Penn State in 2020.
- In the 40-7 win over UTEP in the opener, defensive lineman **Ty Robinson** had a tackle for loss for a safety. It was Nebraska's first defensive safety since 2015.
- With scores in back-to-back games, it marked the first time the Husker defense scored in consecutive games since 2015, when Joshua Kalu had an interception return for a touchdown at Minnesota, and a week later the Huskers had a safety against Northwestern in Lincoln.

BLACKSHIRT DEFENSE AT HOME UNDER HEAD COACH MATT RHULE

OPPONENT	POINTS	RUSH D	PASS D	TOTAL D	RESULT
2023					
NIU	11	26	123	149	W, 35-11
LA TECH	14	46	292	338	W, 28-14
MICH	45	249	187	436	L, 45-7
NW	9	81	176	257	W, 17-9
PURDUE	14	96	99	195	W, 31-14
MARYLAND	13	101	283	384	L, 13-10
IOWA	13	163	94	257	L, 13-10
2023					
UTEP	7	56	149	205	W, 40-7
COLORADO	10	16	244	260	W, 28-10
UNI	3	139	162	301	W, 34-3
ILLINOIS	31	166	215	381	L, 31-24(OT)
AVERAGES	15.5	103.5	184.0	287.5	



NEBRASKA SHOWING BALANCED OFFENSIVE ATTACK

The Nebraska offense has been balanced and efficient through four games. In the season-opening victory over UTEP, Nebraska posted its most explosive effort in the past two seasons. The Huskers backed that up with impressive outings against Colorado and UNI, scoring three first-half offensive touchdowns in each of those victories before scoring 17 first-half points against Illinois.

- Nebraska's 40 points against UTEP were its most since scoring 42 against Georgia Southern in 2022, while the 33-point margin of victory was Nebraska's largest since a 56-7 victory over Northwestern in 2021. It was the Huskers' largest margin of victory in a season opener since a 43-10 win over Fresno State to open the 2016 season.
- The Huskers gained 507 yards of total offense against the Miners, the most by Nebraska since gaining 575 yards against Georgia Southern in 2022. The Huskers reached 339 yards before halftime, which was just 80 yards shy of last year's season high for total offense for a full game (419 vs. Louisiana Tech).
- Nebraska's 284 passing yards were its most since throwing for 354 yards at Purdue in 2022. Nebraska's season high in passing yards in 2023 was 199 vs. Michigan. Nebraska has added passing outputs of 281 yards vs. UNI and 297 yards against Illinois. The Huskers average 261.8 yards per game through the air.
- Nebraska added 223 rushing yards against UTEP with 11 players having at least one carry. The win over UTEP marked the first time Nebraska topped 200 yards in both rushing and passing since 2022 against Georgia Southern.
- The Huskers were again balanced on offense against Colorado, rushing 35 times for 149 yards, while completing 23-of-30 passes for 185 yards. Against UNI, the Huskers had just 48 offensive plays, but averaged 8.8 yards per play and produced 423 total yards.
- The first four games have showcased Nebraska's many offensive weapons. Fourteen players have carried the ball, while 15 Huskers have caught a pass. In the opener, Nebraska had 11 ball carriers and 11 receivers, the most in both categories in a single game since 2021.

RAIOLA EFFICIENTLY GUIDING HUSKER OFFENSE

True freshman quarterback **Dylan Raiola** has been impressive in leading Nebraska to a 3-1 start. In the season opener, Raiola completed 19-of-27 passes for 238 yards and two touchdowns, while playing just one series after halftime. Raiola became just the second true freshman Husker quarterback since World War II to start a season opener, joining Adrian Martinez in 2018. Raiola earned Big Ten Freshman of the Week honors for his play in the opener.

Raiola has continued to shine over the past three games. He completed 23-of-30 passes for 185 yards and a touchdown vs. Colorado, hit on 17-of-23 passes for 247 yards and two touchdowns against UNI and was 24-of-35 for 297 yards and three touchdowns against Illinois.

- Raiola's three touchdown passes against Illinois marked the first time a Nebraska quarterback had three touchdown passes since Casey Thompson at Iowa in 2022.
- Raiola has completed 72.2 percent of his passes on the season. He connected on at least 70 percent in each of the first three games. He is the first Husker quarterback to complete at least 70 percent of his passes in three straight games since Jeff Quinn in 1980.
- On a national level, Raiola was the first true freshman since Marcus Mariota (2012, Oregon) to complete at least 70 percent of his passes in each of his first three games.
- Raiola was the first Husker freshman (redshirt or true) quarterback to win his first start since Taylor Martinez guided Nebraska to a victory over Western Kentucky in the 2010 season opener. Martinez won his first five starts of the 2010 season.
- The 232 yards of total offense by Raiola against UTEP compared favorably to the starting debuts of other Husker freshman quarterbacks over the past three decades.

Quarterback	Year	Opp./Result	Passing	Rushing
Tommie Frazier	1992	def. Missouri, 34-24	9-20, 157 yards	14-77-3 TD
Eric Crouch	1998	def. UAB, 38-7	11-17, 127 yards, TD	7-69-2 TD
Taylor Martinez	2010	def. W. Kentucky, 49-10	9-15, 136 yards	7-127-3 TD
Tommy Armstrong Jr.	2013	def. SDSU, 59-20	12-15, 169 yards, TD	5-38
Adrian Martinez	2018	lost to Colorado, 33-28	15-20, 187 yards, TD	15-117-2 TD
Dylan Raiola	2024	def. UTEP, 40-7	19-27, 238 yards, 2 TD	1-(-6)

2024 OFFENSE GAME-BY-GAME

RUSHING

GAME	ATT.	YDS.	TD	LONG
UTEP	47	223	3	42
CU	35	149	2	21
UNI	22	142	2	38
ILL	33	48	0	14
PUR				
RUT				
IND				
OSU				
UCLA				
USC				
WISC				
IOWA				

PASSING

GAME	COM-ATT-INT	YDS	TD	LG	SACKS
UTEP	25-36-0	284	2	59	1-6
CU	23-30-0	185	1	36	0-0
UNI	20-26-1	281	2	59	0-0
ILL	24-35-1	297	3	44	5-46
PUR					
RUT					
IND					
OSU					
UCLA					
USC					
WISC					
IOWA					

2024 DEFENSE GAME-BY-GAME

RUSHING DEFENSE

GAME	ATT.	YDS.	TD	LONG
UTEP	24	56	0	13
CU	22	16	0	17
UNI	39	139	0	11
ILL	39	166	0	21
PUR				
RUT				
IND				
OSU				
UCLA				
USC				
WISC				
IOWA				

PASSING DEFENSE

GAME	COM-ATT-INT	YDS	TD	LG	SACKS
UTEP	16-26-2	149	1	38	2-9
CU	23-40-1	244	1	30	6-41
UNI	16-32-1	162	0	21	1-1
ILL	21-27-0	215	4	29	2-7
PUR					
RUT					
IND					
OSU					
UCLA					
USC					
WISC					
IOWA					

SACKS/TFL

GAME	SACKS	YARDS	TFL	YARDS
UTEP	2	9	9	28
CU	6	41	10	49
UNI	1	1	3	4
ILL	2	7	2	7
PUR				
RUT				
IND				
OSU				
UCLA				
USC				
WISC				
IOWA				

NATIONAL RANKINGS

ASSOCIATED PRESS (SEPT. 22)

RK.	TEAM (1ST)	RECORD	POINTS
1.	Texas (44)	4-0	1,527
2.	Georgia (13)	3-0	1,482
3.	Ohio State (5)	3-0	1,432
4.	Alabama	3-0	1,328
5.	Tennessee	4-0	1,283
6.	Ole Miss	4-0	1,269
7.	Miami	4-0	1,139
8.	Oregon	3-0	1,073
9.	Penn State	3-0	1,051
10.	Utah	4-0	1,037
11.	Missouri	4-0	1,009
12.	Michigan	3-1	805
13.	USC	2-1	690
14.	LSU	3-1	637
15.	Louisville	3-0	553
16.	Notre Dame	3-1	546
17.	Clemson	2-1	540
18.	Iowa State	3-0	530
19.	Illinois	4-0	458
20.	Oklahoma State	3-1	388
21.	Oklahoma	3-1	375
22.	BYU	4-0	327
23.	Kansas State	3-1	168
24.	Texas A&M	3-1	77
25.	Boise State	2-1	69

USA TODAY COACHES (SEPT. 22)

RK.	TEAM (1ST)	RECORD	POINTS
1.	Georgia (35)	3-0	1,350
2.	Texas (18)	4-0	1,324
3.	Ohio State (2)	3-0	1,279
4.	Alabama	3-0	1,185
5.	Ole Miss	4-0	1,145
6.	Tennessee	4-0	1,094
7.	Oregon	3-0	1,016
8.	Penn State	3-0	967
9.	Miami	4-0	912
10.	Utah	4-0	904
11.	Missouri	4-0	887
12.	Michigan	3-1	692
13.	LSU	3-1	632
14.	Notre Dame	3-1	553
15.	Clemson	2-1	542
16.	USC	2-1	520
17.	Louisville	3-0	509
18.	Oklahoma	3-1	404
19.	Iowa State	3-0	386
20.	Oklahoma State	3-1	326
21.	Illinois	4-0	307
22.	BYU	4-0	167
23.	UNLV	3-0	124
24.	Texas A&M	3-1	119
25.	Kansas State	3-1	116

HUSKERS IN THE 2024 POLLS

DATE	AP	C	CFP	RESULT
Pre.	RV	RV	--	Def. UTEP, 40-7
9-3	RV	RV	--	Def. Colorado, 28-10
9-8	23	24	--	Def. UNI, 34-3
9-15	22	22	--	Lost to Illinois, 31-24
9-22	RV	RV	--	

VETERAN RECEIVERS MAKING QUICK IMPACT

Nebraska added a pair of veteran receivers through the transfer portal in the offseason. **Jahmal Banks** joined the Huskers from Wake Forest, while **Isaiah Neyor** came to Nebraska after previously playing at Texas and Wyoming. The two seniors each check in at 6-4 and 220 pounds, and have shown an immediate connection with quarterback Dylan Raiola.

- The duo has combined for 31 receptions for 447 yards and five touchdowns through four games. Neyor has 16 catches for 277 yards and four touchdowns, while Banks has added 15 catches for 170 yards and a touchdown. Against Illinois, Banks (8) and Neyor (4) combined for 12 receptions for 184 yards and two touchdowns.
- Neyor posted his fourth career 100-yard receiving game and first since 2021 with six receptions for 121 yards and a 59-yard touchdown against UTEP. Neyor's six catches matched his career high and his 121 yards were just five yards shy of a career high. He added four catches for 31 yards against Colorado, had a TD catch against UNI, and a pair of touchdowns against Illinois. Neyor leads Nebraska in catches, receiving yards and touchdowns.
- Banks also made his mark in the opener with four catches for 61 yards, including a 21-yard touchdown catch just two seconds before halftime. He had a pair of catches against Colorado, and one against UNI. He tied his career high with eight receptions for 94 yards against Illinois.
- Both players have had productive collegiate careers before joining the Huskers. Banks now has 122 career catches for 1,574 yards and 14 career touchdowns. Neyor has 69 catches for 1,417 yards and 16 touchdowns in his career. Neyor averages an impressive 20.5 yards per catch in his career.

HUSKERS POSSESS VETERAN OFFENSIVE LINE

The most experienced unit on the Nebraska team entering the 2024 season was the offensive line. Husker offensive linemen combined to play in 224 career games with 153 career starts entering this season.

- According to research compiled by West Virginia's Mike Montoro, Nebraska's 173 combined offensive line starts ranks as the fifth most in the country.
- **Bryce Benhart**, a member of the Outland Trophy watch list, leads the way with 45 career starts, starting 45 of Nebraska's 48 games at right tackle the past four seasons. Benhart's 45 career starts are the most starts by an offensive lineman in program history.
- **Turner Corcoran** has started 35 games for the Huskers with 30 starts at left tackle, three starts at left guard and two starts at right tackle. Corcoran had started 30 consecutive games before suffering a season-ending injury against Northwestern last season. He was injured early in the Illinois game last Friday.
- **Ben Scott** is in his second season as Nebraska's starting center. A member of the Rimington Trophy watch list, Scott started 11 games for the Huskers last season, and he has made 43 career starts including his three seasons at Arizona State.
- Bolstering the line is the addition of transfer **Micah Mazzccua**. Mazzccua has started 23 games in his career, including 11 starts at right guard for Florida in 2023, 10 starts at Baylor in 2022, and the first two games for the Huskers this season.
- **Justin Evans** (9 starts), **Henry Lutovsky** (6 starts) and **Joey Mancino** (1 start) have also started at least one game on the Nebraska offensive line. Evans has been in the starting lineup for all four games this season, with Lutovsky starting the past two contests.
- **Teddy Prochazka** has started 11 games for Nebraska, but he will miss the 2024 campaign after suffering an injury during fall camp. The injury marked the third time in four seasons that Prochazka has suffered a season-ending injury.

TRANSFERS ADD EXPERIENCE TO NEBRASKA ROSTER

Nebraska added 60 newcomers to its roster in 2024. That number includes a large freshman class of 48, but adding experience to the roster are 12 first-year transfers, including six FBS transfers.

- The group of six FBS transfers all came from Power Conference programs. The six players have combined for 182 games played and 94 starts in their careers.
- **Stefon Thompson** played in 37 games with 21 starts at linebacker for Syracuse. He entered the 2024 season with 169 career tackles, 20.0 tackles for loss and 10.5 sacks. Thompson owns the most tackles, TFLs and sacks of any Husker on the 2024 roster. He made his first career start at Nebraska against UNI and had six tackles and added five against Illinois.
- **Micah Mazzccua** started 21 games on the offensive lines at Baylor and Florida. In 2022 at Baylor, PFF ranked Mazzccua as the best run-blocker in the Big 12 and the nation's 15th-best run blocker.

2024 NEBRASKA FIRST-YEAR TRANSFERS WITH FBS EXPERIENCE

PLAYER	POS.	SCHOOL(S)	GAMES	STARTS
Stefon Thompson	LB	Syracuse	40	22
Micah Mazzccua	OL	Baylor/Florida	33	23
Ceyair Wright	DB	USC	27	15
Isaiah Neyor	WR	Wyoming/Texas	25	17
Jahmal Banks	WR	Wake Forest	47	15
Dante Dowdell	RB	Oregon	10	2
6 FBS transfers			182	94

- **Ceyair Wright** made 15 starts at cornerback for USC in 2022 and 2023. He totaled 41 tackles as a Trojan with 1.0 tackle for loss, one interception and five pass breakups. Wright saw extensive action against Illinois and responded with six tackles, his first career sack and a fumble caused.
- **Isaiah Neyor** has started 17 games in his career. He was a second-team All-Mountain West Conference selection in 2021 at Wyoming before spending two seasons at Texas. Neyor ranks second to fellow first-year transfer Jahmal Banks in career receptions, yards and touchdowns among Huskers.
- **Jahmal Banks** played in 43 games with 11 starts at Wake Forest before transferring to Nebraska. Banks totaled 107 receptions for 1,404 yards and 13 touchdowns as a Demon Deacon. He owns the most career receptions, receiving yards and receiving touchdowns of any current Husker.
- **Dante Dowdell** spent one season at Oregon before transferring to Nebraska. Dowdell had 17 carries for 90 yards and one touchdown in 2023 for a Duck team that ranked second nationally in total offense and scoring offense. Dowdell leads Nebraska with 256 rushing yards and three touchdowns this season, including a career-high 74 yards against Colorado and 72 yards against Illinois.

NINE HUSKERS EARN SPOTS ON PRESEASON WATCH LISTS

Nine Nebraska Cornhuskers made a preseason watch list for a major national award this summer.

- True freshman **Jacory Barney Jr.** was named to the watch list for The Jet Award, presented to the nation's top returner. The award is named after Husker Heisman Trophy winner Johnny Rodgers.
- **Bryce Benhart** was one of 75 linemen named to the preseason watch list for the Outland Trophy. Benhart was an honorable-mention All-Big Ten selection as Nebraska's starting right tackle in 2023. The Outland Trophy is presented annually to the nation's best interior lineman.
- **Brian Buschini**, the 2021 FCS Punter of the Year, was one of 33 punters named to the preseason watch list for the Ray Guy Award, which is presented annually to the nation's best punter.
- **Thomas Fidone II** was one of 48 tight ends named to the preseason watch list for the John Mackey Award, presented annually to the nation's best tight end. Fidone led Nebraska with four touchdown catches in 2024, the most by a Husker tight end since 2010.
- **Isaac Gifford** was honored for his work on the field and in the community with an appointment to the Allstate Wuerffel Trophy Watch List. Gifford led Nebraska with 86 tackles while earning honorable-mention All-Big Ten accolades. Off the field, he earned a Sam Foltz 27 Hero Leadership Award in 2024 and was named to both the Brook Berringer and Tom Osborne Citizenship teams.
- **Nash Hutmacher** was one of 90 players - and 37 defensive linemen - named to the preseason watch list for the Chuck Bednarik Award, presented annually to the outstanding defensive player in college football. Hutmacher was an honorable-mention All-Big Ten selection last season.
- **Dylan Raiola** was named to the Polynesian College Football Player of the Year watch list and the Shaun Alexander Award Watch list.
- **Isaiah Neyor** was one of 93 players named to the Earl Campbell Tyler Rose Award watch list. The award is presented to the top offensive player who played high school or college football in Texas.
- **Ben Scott**, an honorable-mention All-Big Ten selection in 2023, was one of 40 centers named to the Rimington Trophy watch list. The Rimington Trophy - named after former Husker center Dave Rimington - is presented annually to the nation's top center.

NINE HUSKERS NAMED TO SENIOR BOWL WATCH LIST

A total of nine Huskers made the preseason watch list for the Reese's Senior Bowl. The Reese's Senior Bowl is widely regarded as the preeminent college football all-star game and the first stage in the NFL Draft process. The 2025 game will be played on Feb. 1 in Mobile, Ala.

- Five offensive players made the Senior Bowl watch list: wide receivers **Jahmal Banks** and **Isaiah Neyor**, tight end **Thomas Fidone II** and offensive linemen **Micah Mazzccua** and **Ben Scott**.
- Four defenders also made the Senior Bowl watch list: defensive linemen **Nash Hutmacher** and **Ty Robinson** and defensive backs **Tommi Hill** and **DeShon Singleton**.

NEBRASKA FOOTBALL FACTS

HISTORY

Season of Football.....	135th
All-Time Games Played	1,385
National Ranking in All-Time Wins	8th
All-Time Bowl Appearances	53
National Ranking in Bowl Appearances	8th

CHAMPIONSHIPS

National Championships	5
Back-to-Back National Championships	2
Undefeated Seasons	11
Perfect Seasons	9
Conference Championships	46

RECORD BREAKDOWN

All-Time Record	920-425-40
All-Time Bowl Record	26-27
Home Games	558-171-20
Memorial Stadium	435-151-13
Record in August	15-3-0
Record in September	186-56-6
Record in October	370-152-19
Record in November	310-178-15
Record in December	24-15-0
Record in January	14-21-0
Record in February	1-0-0
In Overtime	8-9
At Night	107-49-3
When Scoring 35+ Points	378-11
When Allowing 10 Points or Less ...	583-47-29
vs. Big Ten Teams	130-131-9
» In Big Ten Play (since 2011)	50-63
» Home	27-29
» Away	23-32
» Neutral	0-2
vs. Ranked Teams	106-146-3
» Home	52-50-0
» Away	28-68-3
» Neutral	26-28-0
» vs. No. 1 Team	1-10-0
» as No. 1 Team	46-7-1

STREAKS

Consecutive Games Scoring a Point	355
Consecutive Home Games Scoring a Point...	369
Consecutive Home Sellouts	400
Record in Sellout Streak	324-76
» vs. Ranked Teams	47-40

INDIVIDUAL HONORS

College Football Hall of Fame Players	20
College Football Hall of Fame Coaches	7
First-Team All-Americans	110
Unanimous All-Americans	54
Academic All-Americans*	108
NCAA Top Ten Award Winners*	9
Heisman Trophy Winners	3
Walter Camp Award Winners	3
Maxwell Trophy Winners	1
Outland Trophy Winners*	9
Lombardi Trophy Winners	5
Butkus Award Winners	1
Johnny Unitas Golden Arm Award Winners ...	1
Davey O'Brien Award Winners	1
Rimington Award Winners	1
Bednarik Award Winners	1
Nagurski Trophy Winners	1
Retired Jerseys	25
First-Team All-Conference Selections	520

*Total leads the nation

NEBRASKA UNDER RHULE

Overall	8-8
vs. AP Ranked Teams.....	0-4
vs. AP Top-10 Teams	0-1
vs. Unranked Teams.....	8-4
Home.....	7-4
Road	1-4
Neutral.....	0-0
In August	1-1
In September.....	4-3
In October	3-0
In November	0-4
In December.....	0-0
In January	0-0
Individual Has 100+ Rushing Yards	1-1
Individual Has 100+ Receiving Yards.....	1-0
When Rushing for 200 or More Yards.....	3-1
When Rushing for 300 or More Yards.....	1-0
When Passing for 200 or More Yards	2-1
When Passing for 300 or More Yards	0-0
When Scoring 30 or More Points	4-0
When Scoring 40 or More Points	1-0
When Allowing 10 or Fewer Points	5-0
When Allowing 20 or Fewer Points	8-4
When Committing Zero Turnovers	2-0
When Winning Turnover Margin	3-1
When Scoring First	7-1
When Leading at Halftime.....	7-2
When Trailing at Halftime	0-5
When Tied at Halftime	1-1
Games Decided by 11 Points or More	7-2
Games Decided by 10 Points or Less.....	1-6
Games Decided by 7 Points or Less.....	0-6
Games Decided by 3 Points or Less.....	0-4
Overtime Games	0-2

RHULE'S COLLEGE CAREER

Overall.....	55-51
vs. AP Ranked Teams.....	3-20
vs. AP Top-10 Teams	0-10
vs. Unranked Teams.....	52-31
Home.....	32-22
Road	21-25
Neutral.....	2-4
In August	3-2
In September.....	17-16
In October	18-12
In November	14-17
In December.....	3-3
In January	0-1
Individual Has 100+ Rushing Yards	21-3
Individual Has 100+ Receiving Yards.....	19-12
When Rushing for 200 or More Yards.....	24-6
When Rushing for 300 or More Yards.....	4-0
When Passing for 200 or More Yards	33-32
When Passing for 300 or More Yards	13-14
When Scoring 30 or More Points	31-5
When Scoring 40 or More Points	14-3
When Allowing 10 or Fewer Points	23-0
When Allowing 20 or Fewer Points	39-6
When Committing Zero Turnovers	24-7
When Winning Turnover Margin	31-6
When Scoring First	39-15
When Leading at Halftime.....	43-10
When Trailing at Halftime	9-37
When Tied at Halftime	3-4
Games Decided by 11 Points or More	40-23
Games Decided by 10 Points or Less.....	15-28
Games Decided by 7 Points or Less.....	9-24
Games Decided by 3 Points or Less.....	6-12
Overtime Games	2-3

SINGLE-DIGIT NUMBERS AWARDED TO 'TOUGHEST' HUSKERS

For the second straight season, single-digit jersey numbers were awarded to the team's "toughest" players. The single-digit honorees were chosen through a players-only vote and the players then got to choose which single-digit number they wanted.

- The tradition of single-digit numbers being reserved for the chosen few dates back to Rhule's time at Temple.

"I got really tired of having a guy in my program who had spent three years at like No. 47... wanted to wear No. 1 or No. 3, and he had earned it and we would give it to a recruit," Rhule said prior to the 2023 season. "What we decided was (numbers) 1-9, now 0-9, would go to the nine or now 10 'toughest' guys on the team. When I say 'toughest', we define that for the guys, but really the guys who best exemplify what it means to be a Cornhusker. To be accountable, to be dependable, to be tough, hard-working, competitive every single day."

- The 10 players listed below were selected by their teammates to be worthy of having a single-digit number this season.

NEBRASKA SINGLE-DIGIT JERSEY PLAYERS

- » No. 0 Nash Hutmacher, DL*
- » No. 1 Jimari Butler, DL
- » No. 2 Isaac Gifford, DB*
- » No. 3 Marques Buford Jr., DB
- » No. 4 Jahmal Banks, WR
- » No. 5 John Bullock, LB*
- » No. 6 Tommi Hill, DB
- » No. 7 Malcolm Hartzog Jr., DB
- » No. 8 DeShon Singleton, DB*
- » No. 9 Ty Robinson, DL*

**also wore a single-digit jersey during the 2023 season*

RHULE LOOKS FOR ANOTHER STRONG SECOND SEASON

Nebraska went 5-7 in Matt Rhule's first season. The Huskers aim to increase their win total this season, something Rhule has done at each of his previous two collegiate head coaching stops.

- In his first head coaching job at Temple, Rhule helped the Owls to a four-win improvement from his first season to his second. Then at Baylor, Rhule guided the Bears to a six-win improvement from year one to year two. That improvement ranked third nationally and was the largest win improvement of any Power Conference program that season.
- Rhule took on rebuilding jobs at Temple, Baylor and Nebraska, which contributed to an 8-28 combined record in his first season at each school. But excluding his first season at Temple, Baylor and Nebraska, Rhule boasts a 44-22 record with three 10-win seasons in five years.
- Rhule has a proven record as a program builder. He led both Temple and Baylor to the highest win totals in program history in his third season at each school.
- Rhule guided Temple to a pair of trips to the American Athletic Conference title game, the first two appearances in the league title game in school history. His 2016 Owl team won the school's first conference title in nearly 40 years.
- Rhule led Temple to back-to-back bowl appearances for the first time in school history in 2015 and 2016.
- At Baylor, Rhule became the first head coach at a Power Conference school to take a team from 11 losses (1-11 in 2017) to 11 victories (11-3 in 2019) in two or fewer seasons.
- The 2019 Baylor team set a school record for wins with 11 and the Bears' 9-0 start was the best in school history.

MAJORITY OF STAFF RETURNS & RULE CHANGE BOLSTERS STAFF

The Huskers returned eight of their 10 full-time assistants from last season, welcoming two new full-time assistants to the coaching staff. In addition to the two new assistants, an NCAA rule change has permitted additional staff members to provide on-field coaching.

- **Donovan Raiola** is in his third season at Nebraska in 2024 after being the lone assistant coach retained by Matt Rhule following the 2022 season.
- Other returning coaches on the offensive staff include offensive coordinator **Marcus Satterfield** (second season), running backs coach **E.J. Barthel** (second season) and wide receivers coach **Garret McGuire** (second season). The four returning offensive assistants helped the Huskers rank second in the Big Ten in rushing last season.
- **Glenn Thomas** is the lone new addition to the offensive staff, serving as Nebraska's quarterbacks coach and co-offensive coordinator. He came to Lincoln after one season as an offensive assistant with the Pittsburgh Steelers, helping the Steelers to a berth in the AFC playoffs in 2023.
- Thomas spent five seasons on Matt Rhule's coaching staffs at Temple and Baylor, serving as the offensive coordinator for the Owls in 2016 and as the co-offensive coordinator at Baylor from 2017 to 2019. Thomas also has recent experience as a quarterbacks coach and offensive coordinator at Arizona State (2022) and UNLV (2020-21).

COLLEGE GRADUATES ON NEBRASKA'S ROSTER

- | | |
|--|--|
| <ul style="list-style-type: none"> • Jahmal Banks • Bryce Benhart • Nate Boerkircher • John Bullock • Brian Buschini • Turner Corcoran • Gabe Ervin Jr. • Isaiah Garcia-Castaneda • Isaac Gifford • Jalyn Gramstad | <ul style="list-style-type: none"> • Heinrich Haarberg • Nash Hutmacher • Rahmir Johnson • Maurice Mazzucca • Teddy Prochazka • Ty Robinson • Ben Scott • Camden Witucki • Javin Wright |
|--|--|

- On defense, coordinator **Tony White** (second season) returns as does linebackers coach **Rob Dvoracek** (second season) and defensive line coach **Terrance Knighton** (second season). Last year, that trio helped Nebraska post its best scoring defense, total defense and rushing defense since the Huskers joined the Big Ten in 2011.
- **John Butler** is the only new defensive assistant, serving as the Huskers' secondary coach and pass game coordinator. Butler came to Nebraska after spending the previous six seasons as the defensive backs coach for the Buffalo Bills. Buffalo had a top-five pass defense rating in five of his six seasons, helping the Bills win four AFC North titles and make five playoff appearances.
- Special teams coordinator **Ed Foley** also returns for his second season in 2024. He helped Nebraska rank third nationally in blocked kicks in his first season last fall.
- With the removal of the NCAA rule limiting the number of on-field coaches, Matt Rhule has announced 10 more staff members who will provide additional on-field coaching this fall.

ADDITIONAL COACHING RESPONSIBILITIES

- **Josh Bringuel** (assistant linebackers)
- **Ron Brown** (fullbacks and returners)
- **Aaron Coeling** (assistant offensive line)
- **Adam DiMichele** (assistant secondary/safeties)
- **Josh Martin** (assistant special teams)
- **Kevin McGarry** (senior defensive analyst)
- **Rashaan Melvin** (assistant secondary/cornerbacks)
- **Jamar Mozee** (senior football assistant)
- **Jack Potenza** (JACK linebackers)
- **Keith Williams** (tight ends)

19 PLAYING 2024 SEASON AS COLLEGE GRADUATES

Nineteen Huskers are playing this season as college graduates, including 15 players who earned their degrees from Nebraska and four players who joined the Husker program as graduate transfers. In addition to the 19 players who have already graduated, 11 Huskers are on track to earn their degrees in December.

NEBRASKA FOOTBALL RECENT ACADEMIC HIGHLIGHTS

- » 19 college graduates on the 2024 roster
- » 3.241 team grade-point average in 2024 spring semester (highest in team history)
- » 50 Academic All-Big Ten selections in 2023
- » 196 honor roll selections in the 2023-24 fall and spring semesters

A LOOK AT NEBRASKA'S 2024 SCHEDULE

Nebraska completed non-league play at 3-0 and now is in the middle of a nine-game conference schedule. The Big Ten slate includes games against UCLA and USC, both in their first season as a Big Ten member. The 2024 season marks the first time since Nebraska joined the conference in 2011 that the Big Ten will not utilize a divisional format.

- Nebraska is playing Illinois, Indiana, Iowa, Ohio State, Purdue, Rutgers, UCLA, USC and Wisconsin. The Huskers do not play Maryland, Michigan, Michigan State, Minnesota, Northwestern, Oregon, Penn State or Washington.
- Nebraska opened the 2024 season at home against UTEP, marking the first season since 2019 that Nebraska played its first game of the season at home. It was also the first time since 2019 that the Huskers have opened the season against a non-conference opponent.
- The Huskers played their opener in August for the fourth straight season and for the fifth time in the past five full seasons (2020 excluded).
- Nebraska finished a four-game homestand against Illinois. The four straight home games to open the season marks the Huskers' longest season-opening homestand since 2013 (five games).
- The Huskers played three consecutive September night games. This is only the third time in program history (also 2002 and 2008) that Nebraska has had three straight night home games.
- The Big Ten opener against Illinois marked Nebraska's NCAA-record 400th consecutive sellout. It was also the Huskers' first weekday home game since 2001, when Nebraska played Rice on Thursday, Sept. 20, in a game postponed five days due to the Sept. 11 attacks.

CHARTING THE HUSKERS

ALL-TIME WINS

RK.	SCHOOL	WINS
1.	Michigan	1,007
2.	Ohio State	968
3.	Alabama	967
4.	Texas	952
5.	Notre Dame	951
6.	Oklahoma	947
7.	Penn State	933
8.	Nebraska	920

CONFERENCE TITLES

RK.	SCHOOL	TITLES
1.	Oklahoma	50
2.	Nebraska	46
3.	Michigan	45

AP NATIONAL TITLES

RK.	SCHOOL	TITLES
1.	Alabama	12
2.	Notre Dame	8
3.	Oklahoma	7
4.	Miami	5
	Ohio State	5
	USC	5
t-7.	Nebraska	4

COACHES POLL NATIONAL TITLES

RK.	SCHOOL	TITLES
1.	Alabama	11
2.	Oklahoma	6
3.	USC	5
t-4.	Nebraska	4

BOWL APPEARANCES

RK.	SCHOOL	APP.
1.	Alabama	71
2.	Texas	59
3.	Georgia	58
4.	Oklahoma	57
	Tennessee	57
6.	USC	56
7.	LSU	54
t-8.	Nebraska	53

HEISMAN TROPHY WINNERS

RK.	SCHOOL	WINNERS
1.	Notre Dame	7
	Ohio State	7
	Oklahoma	7
	USC	7
5.	Alabama	4
t-6.	Nebraska	3

NFL DRAFT PICKS

RK.	SCHOOL	PICKS
1.	Notre Dame	532
2.	USC	530
3.	Ohio State	489
4.	Oklahoma	417
5.	Michigan	415
6.	Alabama	411
7.	Penn State	389
8.	LSU	381
9.	Georgia	379
10.	Florida	373
11.	Nebraska	368

CHARTING THE HUSKERS

CONSECUTIVE HOME SELLOUTS

RK.	SCHOOL	SELLOUTS
1.	Nebraska	400
2.	Oklahoma	156

NATIONAL TITLES SINCE 1970

RK.	SCHOOL	TITLES
1.	Alabama	12
2.	Nebraska	5
	Miami	5

WINS SINCE 1970

RK.	SCHOOL	WINS
1.	Ohio State	514
2.	Oklahoma	512
3.	Alabama	505
4.	Michigan	490
5.	Georgia	487
6.	Nebraska	486

9-WIN SEASONS

RK.	SCHOOL	SEASONS
1.	Alabama	54
2.	Nebraska	50
	Oklahoma	50

10-WIN SEASONS

RK.	SCHOOL	SEASONS
1.	Alabama	43
	Oklahoma	43
3.	Michigan	32
4.	Ohio State	31
5.	Nebraska	27

WEEKS RANKED IN AP POLL

RK.	SCHOOL	WEEKS
1.	Ohio State	986
2.	Michigan	923
3.	Oklahoma	902
4.	Alabama	877
	Notre Dame	877
6.	USC	817
7.	Texas	777
8.	Nebraska	732
9.	Penn State	699

WEEKS RANKED NO. 1 IN AP POLL

RK.	SCHOOL	WEEKS
1.	Alabama	140
2.	Ohio State	105
3.	Oklahoma	101
4.	Notre Dame	98
5.	USC	91
6.	Florida State	72
7.	Nebraska	70
8.	Miami	68

NOTES FROM NEBRASKA'S 2023 SEASON

Nebraska entered 2024 with a goal of making significant progress in Matt Rhule's second season. Despite finishing 5-7 in 2023, Nebraska made strides in many areas. Four of the seven losses were by three points with a fifth loss by a touchdown in overtime. Due to injuries, Nebraska used three different starting quarterbacks in its five one-score losses.

- Nebraska had the program's fewest penalty yards per game (42.8) since 1998.
- The Huskers ranked among the nation's 15 most-improved teams in rushing offense, rushing defense, total defense and scoring defense. NU had the nation's No. 2 most-improved rush defense, the No. 3 most-improved total defense and the No. 10 most-improved scoring defense. Offensively, the Huskers had the 14th most-improved rushing attack from 2022 to 2023.
- Nebraska posted its best statistical rushing defense, total defense and scoring defense since joining the Big Ten in 2011. The Huskers allowed their fewest points per game (18.3) since 2010, their fewest yards per game (303.5) since 2009 and their fewest rushing yards per game (92.9) since 1999.
- NU ranked eighth nationally in rushing defense, 11th nationally in total defense and 13th nationally in scoring defense in 2023. The Huskers posted their highest national ranking in rushing defense since 1999 and best national ranking in total and scoring defense since 2010.
- Nebraska held eight opponents to 14 or fewer points in 2023, a first for the program since the 2009 season, when the Huskers led the nation in scoring defense.
- The Huskers held six of their 12 opponents in 2023 to fewer than 300 total yards, while also limiting eight of 12 opponents to fewer than 100 rushing yards.
- Nebraska totaled its most sacks (32) since 2014 and most tackles for loss (76) since 2016.
- Offensively, the Huskers ranked second in the Big Ten in rushing in 2023 (176.8 ypg).
- Nebraska also had one of the best big-play offenses in the Big Ten. The Huskers ranked second in the Big Ten with eight plays of 50 yards or longer in 2023 while leading the league in rushes of 40 yards or longer, 60 yards or longer and 70 yards or longer.
- From a special teams standpoint, Nebraska ranked third nationally with four blocked kicks in 2023. The Huskers recorded their most blocked kicks since 2014.

NEBRASKA AMONG TOP ALL-TIME PROGRAMS

Nebraska is playing its 135th football season this fall, and the Huskers have historically been one of the top programs in college football history.

- Nebraska ranks eighth in NCAA history with 920 wins and 53 all-time bowl game appearances.
- The Huskers have won five national titles. Nebraska's four Associated Press national championships (1970, 1971, 1994, 1995) rank seventh all-time and NU's four coaches poll titles (1971, 1994, 1995, 1997) rank fourth.
- Nebraska's 46 conference titles rank second in NCAA history.
- The success extends to the classroom as well. Nebraska football has produced more Academic All-Americans (108) and more NCAA Top 10 Award winners (9) than any other team in any sport in NCAA history.

HOME OF THE HUSKERS



Memorial Stadium celebrated its 100th year in 2023. In the fall of 1922, a drive for \$430,000 in stadium construction funds was undertaken by faculty, students, alumni and friends of the University.

The stadium was named Memorial Stadium to honor all Nebraskans who served in the Civil and Spanish-American Wars; the 751 Nebraskans who died in World War I; the 3,839 in World War II; the 225 in Korea; the 422 in Vietnam; and those in Iraq.

Construction was completed in a few more than 90 working days and Memorial Stadium was dedicated on Oct. 20, 1923, at the Homecoming game in which Nebraska was held to a scoreless tie by Kansas.

The field at Memorial Stadium was named Tom Osborne Field - after the Huskers' legendary Hall-of-Fame coach - in 1998, one year after Osborne's retirement following 25 years and 255 victories as head coach.

TOP 10 HOME CROWDS

RK.	DATE	OPPONENT	ATT.
1.	Sept. 20, 2014	Miami	91,585
2.	Sept. 14, 2013	UCLA	91,471
3.	Aug. 30, 2014	Fla. Atlantic	91,441
4.	Nov. 29, 2013	Iowa	91,260
5.	Sept. 27, 2014	Illinois	91,225
6.	Nov. 22, 2014	Minnesota	91,186
7.	Aug. 31, 2013	Wyoming	91,185
8.	Nov. 2, 2013	Northwestern	91,140
9.	Nov. 1, 2014	Purdue	91,107
10.	Oct. 25, 2014	Rutgers	91,088

TOP 5 SEASON ATTENDANCE

RK.	YEAR	GAMES	TOTAL	AVG.
1.	2014	7	638,744	91,249
2.	2013	8	727,466	90,933
3.	2016	7	631,402	90,200
4.	2015	7	629,986	89,998
5.	2017	7	628,583	89,798

LONGEST HOME WIN STREAKS

RK.	BEGAN	ENDED	WINS
1.	Oct. 19, 1991	Oct. 31, 1998	47
2.	Sept. 28, 1901	Oct. 20, 1906	33
3.	Nov. 27, 1998	Nov. 2, 2002	26
4.	Sept. 27, 1969	Nov. 23, 1972	23
5.	Oct. 3, 1981	Nov. 17, 1984	21

All streaks at Memorial Stadium, except for the 33-game streak from 1901 to 1906.

2024 NEBRASKA SEASON NOTEBOOK

SCHEDULE NOTES

- Nebraska's schedule consists of three non-conference games followed by nine Big Ten contests. The 2024 season marks the first time since Nebraska joined the conference in 2011 that the Big Ten will not utilize a divisional format.
- Nebraska will play Illinois, Indiana, Iowa, Ohio State, Purdue, Rutgers, UCLA, USC and Wisconsin. The Huskers will not play Maryland, Michigan, Michigan State, Minnesota, Northwestern, Oregon, Penn State or Washington.
- Nebraska played its first four games at home, marking the longest season-opening homestand since 2013 (five games).
- The Huskers played three straight home night games for only the third time in program history (also 2002 and 2008).
- The Big Ten opener against Illinois was the 400th sellout at Memorial Stadium. It also marked the first Friday night home game in school history while being the first weekday home game (excluding Black Friday) since 2001, when Nebraska played Rice on Thursday, Sept. 20, in a game postponed five days due to the Sept. 11 attacks.

COACHING STAFF NOTES

- **Matt Rhule** is in his second season at Nebraska in 2024. Rhule is in his 12th season as a head coach after previously leading programs at Temple (2013-16) and Baylor (2017-19) along with an NFL stint as head coach of the Carolina Panthers (2020-22).
- Rhule owns a career record of 55-51 in his eight seasons as a college head coach. He has a proven record as a program builder after taking on rebuilding projects at Temple, Baylor and Nebraska.
- Rhule's college teams have taken a step forward in his second season at each school. Temple improved by four wins in Rhule's second season in 2014 and Baylor improved by six wins in his second season in 2018, an improvement that led all power conference teams and ranked third in the FBS.

- Rhule then guided both the Owls and Bears to a school-record win total in his third season, when both teams also played in the conference championship game.
- Eight Husker assistants return from last season: **Marcus Satterfield** (offensive coordinator/tight ends), **Tony White** (defensive coordinator), **Ed Foley** (special teams coordinator), **E.J. Barthel** (running backs), **Rob Dvoracek** (linebackers), **Terrance Knighton** (defensive line), **Garret McGuire** (wide receivers) and **Donovan Raiola** (offensive line).
- **John Butler** (secondary/pass game coordinator) and **Glenn Thomas** (co-offensive coordinator/quarterbacks) are in their first season at NU.

ROSTER NOTES

- Nebraska's roster features 152 players. A player's class reflects the fact that the 2020 season did not count as a year of eligibility.

HUSKER ROSTER CLASS BREAKDOWN

CLASS	TOTAL	% OF ROSTER
True Freshmen	48	32%
Redshirt Freshmen	34	22%
Total Freshmen	81	54%
Sophomores	25	17%
Juniors	26	17%
Seniors	19	13%

- The roster features 91 returning players and 61 newcomers. Nebraska returns a total of 20 starters and 39 letterwinners.
- Nebraska has added 13 transfers and 48 true freshmen to its roster in 2024. Among the 13 transfers are seven FBS transfers, three junior college players, two FCS transfers and one NAIA transfer.
- All six of Nebraska's FBS transfers came from Power Conference programs (Florida, Oregon, Syracuse, Texas, USC and Wake Forest).
- The roster features players from 29 states and one foreign country (Germany).
- Nebraska has had a letterwinner from 47 of the 50 states in its history, missing only Idaho, New Hampshire and Rhode Island.
- States with multiple players on the Huskers' 2024 roster include: Nebraska (53), Texas (12), Iowa (8), Florida (7), Pennsylvania (7), California (6), New Jersey (5), Arizona (4), Colorado (4), Georgia (4), Missouri (4), Illinois (3), Louisiana (3), Maryland (3), Minnesota (3), New York (3), Tennessee (3), Hawaii (2), Kansas (2), Michigan (2), Mississippi (2), Montana (2) and South Dakota (2).
- The states of Alabama, North Carolina, Nevada, Utah, Washington and Wisconsin are each represented with one player on Nebraska's 2024 roster.
- The players who are wearing a single-digit jersey number (0-9) earned the right to wear that number through a team vote.

ACADEMIC NOTES

- A total of 19 Huskers are playing the 2024 season as graduates, including players who earned their degree at another institution before transferring to Nebraska.

HUSKERS WHO HAVE EARNED DEGREES

» Jahmal Banks	» Heinrich Haarberg
» Bryce Benhart	» Nash Hutmacher
» Nate Boerkerich	» Rahmir Johnson
» John Bullock	» Maurice Mazzucca
» Brian Buschini	» Teddy Prochazka
» Turner Corcoran	» Ty Robinson
» Gabe Ervin Jr.	» Ben Scott
» Isaiah Garcia-Castaneda	» Camden Witucki
» Isaac Gifford	» Javin Wright
» Jalyn Gramstad	

SCOUTING THE PURDUE BOILERMAKERS



Purdue is off to a 1-2 start under second-year head coach Ryan Walters, picking up a 49-0 win against Indiana State in the season opener, before back-to-back losses.

The Boilermakers enter Saturday averaging 354.7 yards per game, with 171.7 yards per game through the air and 183.0 yards per game on the ground. Hudson Card has completed 42-of-66 passes for 453 yards, six touchdowns and three interceptions. Max Klare has 10 receptions for 153 yards and two touchdowns, followed by Jahmal Edrine with five catches and 77 yards. Devin Mockobee leads the Boilermaker rushing attack with 276 yards and a score through three games this season, while Reggie Love III with 165 yards and two touchdowns on 27 carries.

Defensively, Purdue is allowing 392.3 yards per game and 34.6 points per game. Kydran Jenkins leads the Boilermakers with 27 tackles, 5.5 tackles for loss and 3.5 sacks on the season. Dillon Thieneman is second on the team with 25 tackles, while Will Heldt is second on the Boilermaker defense with four tackles for loss and 2.5 sacks through three games.

8/31	Indiana State	W, 49-0
9/14	#18 Notre Dame	L, 66-7
9/21	at Oregon State	L, 38-21
9/28	Nebraska	11 AM
10/5	at Wisconsin	TBD
10/12	at Illinois	TBD
10/18	Oregon	7 PM
11/2	Northwestern	TBD
11/9	at Ohio State	TBD
11/16	Penn State	TBD
11/22	at Michigan State	7 PM
11/30	at Indiana	TBD

HEAD COACH INFORMATION



**HEAD COACH
RYAN WALTERS**

- 2nd Season at Purdue (5-10 Record)
- 2nd Career Season (5-10 Record)

Ryan Walters is in his second season as the head coach at Purdue after guiding the Boilermakers to a 4-8 season in 2023.

Walters arrived at Purdue after spending the previous two seasons as the defensive coordinator at Illinois. Walters emerged as one of the nation's best defensive playcallers, earning recognition as Defensive Coordinator of the Year by 247Sports and Coordinator of the Year by On3 in 2022.

Prior to his time at Purdue and Illinois, Walters was an assistant coach at Missouri for six years, including five seasons as defensive coordinator. Before Missouri, Walters spent time at Memphis (2014), North Texas (2013), Oklahoma (2012), Arizona (2010-11) and Colorado (2009).

WALTERS VS. NEBRASKA

Walters is 0-1 against Nebraska after suffering a 31-14 defeat to the Huskers in Lincoln in 2023.

2024 PURDUE STAT LEADERS

RUSHING	ATT.	YDS	YPC	YPG	TD
Devin Mockobee	36	276	7.7	92.0	1
Reggie Love III	27	165	6.1	55.0	2
Elijah Jackson	3	83	27.7	27.7	1

PASSING	CMP-ATT-INT	PCT	YDS	YPG	TD
Hudson Card	42-66-3	63.6	453	151.0	6
Ryan Browne	6-10-0	60.0	62	62.0	0

RECEIVING	REC.	YDS	YPC	YPG	TD
Max Klare	10	153	15.3	51.0	2
Jahmal Edrine	5	77	15.4	38.5	0
Kam Brown	1	52	52.0	26.0	0
Leland Smith	4	52	13.0	17.3	1

PUNTING	NO.	YDS	AVG	LG	I20	50+
Keelan Crimmine	17	786	46.2	64	5	3

PUNT RET.	NO.	YDS	AVG	TD
Dillon Thieneman	4	49	12.3	0

KICK RET.	NO.	YDS	AVG	TD
Elijah Jackson	4	94	23.5	0

FIELD GOALS	FG-ATT	PCT	LG
---	---	---	---

TACKLES	TACK	TFL	SCK
Kydran Jenkins	27	5.5	3.5
Dillon Thieneman	25	1.0	1.0
Antonio Stevens	18	0.5	--
Will Heldt	16	4.0	2.5
Kyndrich Breedlove	13	1.0	--
Joseph Jefferson II	11	1.0	--
Jeffrey M'Ba	11	--	--

2024 STATISTICAL RANKING COMPARISON						
NEB	NAT.	B1G	CATEGORY	B1G	PUR	
140.5	87th	14th	Rushing Offense	7th	49th	183.0
261.8	45th	8th	Passing Offense	15th	110th	171.7
402.3	66th	9th	Total Offense	13th	95th	354.7
31.5	59th	10th	Scoring Offense	13th	92nd	25.7
94.3	23rd	8th	Rushing Defense	18th	131st	269.0
192.5	59th	13th	Pass Defense	3rd	9th	123.3
286.8	30th	8th	Total Defense	18th	95th	392.3
12.8	18th	6th	Scoring Defense	18th	118th	34.7
51.0%	18th	4th	3rd-Down Offense	17th	118th	30.3%
37.7%	73rd	10th	3rd-Down Defense	12th	87th	39.5%
83.3%	79th	12th	Red Zone Offense	14th	96th	80.0%
94.3%	23rd	8th	Red Zone Defense	11th	83rd	88.9%
35.0	113th	17th	Net Punting	6th	24th	41.94
7.17	79th	14th	Punt Returns	4th	40th	12.6
14.71	116th	16th	Punt Return Defense	6th	65th	6.6
22.67	35th	7th	Kickoff Returns	5th	30th	23.5
20.17	98th	14th	Kick Return Defense	9th	70th	18.67
7.25	88th	13th	Penalties	10th	74th	6.67
68.25	99th	14th	Penalty Yards	13th	98th	67.67
7	23rd	4th	Turnovers Gained	---	---	---
3	26th	6th	Turnovers Lost	14th	69th	5
+1.00	23rd	6th	Turnover Margin	18th	128th	-1.67

PURDUE INFORMATION

Purdue has fielded a football team since 1887, and the Boilermakers have tallied nearly 650 wins as a program. The Boilermakers have claimed one national title and 12 conference titles.

The Boilermakers have made 21 bowl game appearances, posting an 11-10 record. Purdue's last bowl game appearance came in 2022 when the Boilermakers took on LSU in the Citrus Bowl.

- **First Year:** 1887
- **All-Time Record:** 641-597-48
- **Bowl Record:** 11-10
- **Conference Titles:** 12
- **National Titles:** 1
- **Stadium:** Ross-Ade Stadium
- **Capacity:** 61,441
- **Playing Surface:** Natural Grass
- **Location:** West Lafayette, Ind.
- **Enrollment:** 52,211
- **Colors:** Old Gold & Black

COACHING LEDGER

NEBRASKA (2023-24)

- Head Coach

CAROLINA PANTHERS (2020-22)

- Head Coach

BAYLOR (2017-2019)

- Head Coach

TEMPLE (2013-16)

- Head Coach

NEW YORK GIANTS (2012)

- Assistant Coach (Assistant OL)

TEMPLE (2006-11)

- Offensive Coordinator (TE)/ Recruiting Coordinator (2011)
- Offensive Coordinator (QB) (2008-10)
- Assistant Coach (QB)/ Recruiting Coordinator (2007)
- Assistant Coach (DL) (2006)

WESTERN CAROLINA (2002-05)

- Assistant Head Coach (OL)/ Running Game Coordinator/ Special Teams (2005)
- Assistant Head Coach (Special Teams/LB) (2003-04)
- Assistant Coach (Special Teams/LB) (2002)

UCLA (2001)

- Assistant Coach (Assistant DL)

BUFFALO (1999-2000)

- Assistant Coach (DL) (2000)
- Assistant Coach (Assistant DL) (1999)

ALBRIGHT [PA.] COLLEGE (1998)

- Assistant Coach (LB)

HEAD COACHING RECORDS

YEAR	TEAM (ROLE)	RECORD
2013	Temple	2-10
2014	Temple	6-6
2015	Temple	10-4
2016	Temple	10-3
4 SEASONS		28-23
2017	Baylor	1-11
2018	Baylor	7-6
2019	Baylor	11-3
3 SEASONS		19-20
2020	Carolina Panthers	5-11
2021	Carolina Panthers	5-12
2022	Carolina Panthers	1-4
2+ SEASONS		11-27
2023	Nebraska	5-7
2024	Nebraska	3-1
2 SEASONS		8-8
12 CAREER SEASONS		66-78
9 COLLEGE SEASONS		55-51

HEAD COACH MATT RHULE

2019 NATIONAL COACH OF THE YEAR



• 2ND SEASON AT NEBRASKA

• 9TH COLLEGIATE SEASON

• 12TH CAREER SEASON

Matt Rhule has a proven track record as a program builder. In his first two collegiate head coaching jobs at Temple (2013-16) and Baylor (2017-19), Rhule led both the Owls and the Bears to their most victories in school history in just his third season. He also took both teams to the conference championship game in year three.

Rhule took Temple from two wins in his first season to a school-record 10 victories in both his third and fourth seasons with an appearance in the conference championship game both seasons. He then took Baylor from one win in his first season to a school-record 11 victories in his third season and an appearance in the Big 12 Championship Game and the Sugar Bowl.

Before taking the Nebraska job, Rhule one won conference title, three division titles and produced three seasons with double-digit wins in a five-season span (2015-19).

TAKING TEMPLE TO NEW HEIGHTS

In his tenure at Temple from 2013 to 2016, Rhule took the Owls to new heights.

- In Rhule's second season in 2014, Temple posted the program's first win over an SEC team since 1938, its first win over a ranked opponent in 16 seasons and the program's largest margin of victory in nearly 50 years.
- Rhule won 10 games in both 2015 and 2016. He is responsible for two of the three 10-win seasons in Temple's 124-year history.
- He also took the Owls to back-to-back bowl games in 2015 and 2016, the first time Temple played in a bowl in consecutive seasons.
- In 2015, Rhule led Temple to the American Athletic Conference Championship Game, the first conference title game in program history.
- The next season, Rhule guided the Owls to their second conference title in program history and the first in nearly 40 years.
- Temple has spent a total of 16 weeks ranked in the 88-year history of the Associated Press top-25 poll. More than half of those top-25 rankings (9) came under Rhule in 2015 and 2016.

AN ENCORE AT BAYLOR

At Temple, Rhule led the Owls to their highest season win total in program history, their first conference championship game appearance and an impressive run in the national rankings. He produced an encore by repeating each of those same feats in three seasons at Baylor.

- Baylor finished with 11 losses in Rhule's first season in 2017 but two years later, he guided the Bears to 11 wins in 2019. Baylor became the first Power Conference program to go from 11 losses to 11 wins in two or fewer seasons.
- Baylor won its final two games of the 2018 season and its first nine games of the 2019 campaign. The 11 straight victories marked the second-longest winning streak in school history, while Baylor's 9-0 start in 2019 was the best start in program history.
- In 2019, Rhule led Baylor to its most wins (11) in school history, the Bears advanced to their first Big 12 Championship Game and played in the Sugar Bowl for only the second time in program history.
- Baylor finished with a No. 13 ranking in 2019, the Bears' second-highest final ranking since 1951.

NEBRASKA COACHING STAFF



MARCUS SATTERFIELD
OFFENSIVE COORDINATOR / TIGHT ENDS

- 13th season as an offensive coordinator, plus two seasons as a collegiate head coach
- South Carolina had the 4th-highest scoring offense in school history in 2022

2ND YEAR



TONY WHITE
ASSOC. HEAD COACH / DEFENSIVE COORD.

- 2022 and 2023 Broyles Award Nominee (Nation's Top Assistant Coach)
- Nebraska ranked in the top 15 nationally in rushing, scoring and total defense in 2023

2ND YEAR



E.J. BARTHEL
RUNNING BACKS

- Helped Nebraska rank 2nd in the Big Ten in rushing in 2023
- Boasts Big Ten experience at Nebraska, Penn State and Rutgers

2ND YEAR



JOHN BUTLER
PASS GAME COORDINATOR / CORNERBACKS

- Came to Nebraska after 10 seasons as an NFL assistant coach
- The Buffalo Bills had a top-5 pass defense in five of his six seasons

1ST YEAR



GARRET MCGUIRE
WIDE RECEIVERS

- 84 percent of Nebraska's receiving yards in 2023 came from first-year Huskers
- Spent two seasons in the NFL prior to joining Nebraska

2ND YEAR



ROB DVORACEK
LINEBACKERS

- Seven of his eight coaching seasons have been spent at a Power Conference team or in the NFL
- Helped Nebraska post its best statistical defense of the Big Ten era in 2023

2ND YEAR



DONOVAN RAIOLA
OFFENSIVE LINE

- Helped Nebraska rank 2nd in the Big Ten in rushing in 2023
- Has coached the offensive lines at Nebraska, Notre Dame and with the Chicago Bears

3RD YEAR



TERRANCE KNIGHTON
DEFENSIVE LINE

- Helped Nebraska rank 8th nationally in rushing defense in 2023
- Two seasons of NFL assistant coaching experience plus a 7-year NFL playing career

2ND YEAR



GLENN THOMAS
CO-OFFENSIVE COORD. / QUARTERBACKS

- Has been an offensive coordinator at Nebraska, Arizona State and Baylor
- Boasts eight years of experience as an NFL assistant coach

1ST YEAR



ED FOLEY
SPECIAL TEAMS COORDINATOR

- Nebraska ranked 3rd nationally in blocked kicks in 2023
- His special teams have ranked in the top 25 nationally in four of his last six collegiate seasons

2ND YEAR



JOSH BRINGUEL
Assistant Linebackers



RON BROWN
Fullbacks & Returners



AARON COELING
Asst. Offensive Line



ADAM DIMICHELE
Safeties



JOSH MARTIN
Asst. Special Teams



KEVIN MCGARRY
Sr. Defensive Analyst



RASHAAN MELVIN
Cornerbacks



JAMAR MOZEE
Sr. Football Assistant



JACK POTENZA
JACK Linebackers



KEITH WILLIAMS
Tight Ends

THE LAST TIME AN INDIVIDUAL...

OFFENSE

100 YARDS RUSHING

Nebraska: Chubba Purdy (105) at Wisconsin (Nov. 18, 2023)
Opponent: Kaleb Johnson (109), at Iowa (Nov. 25, 2022)

200 YARDS RUSHING

Nebraska: Ameer Abdullah (225), vs. Rutgers (Oct. 25, 2014)
Opponent: Braelon Allen (228), at Wisconsin (Nov. 20, 2021)

300 YARDS RUSHING

Nebraska: Roy Helu Jr. (307), vs. Missouri (Oct. 30, 2010)
Opponent: Melvin Gordon (408), at Wisconsin (Nov. 15, 2014)

4 RUSHING TOUCHDOWNS

Nebraska: Ameer Abdullah (4), at Northwestern (Oct. 18, 2014)
Opponent: Melvin Gordon (4), at Wisconsin (Nov. 15, 2014)

MORE THAN 4 RUSHING TOUCHDOWNS

Nebraska: Calvin Jones (6), at Kansas (Nov. 9, 1991)
Opponent: Chris Brown (6), at Colorado (Nov. 23, 2001)

300 YARDS PASSING

Nebraska: Casey Thompson (354), at Purdue (Oct. 15, 2022)
Opponent: Shedeur Sanders (393), at Colorado (Sept. 9, 2023)

400 YARDS PASSING

Nebraska: Tanner Lee (431), at Purdue (Oct. 28, 2017)
Opponent: Kyle Vantrease (409), Georgia Southern (Sept. 10, 2022)

500 YARDS PASSING

Nebraska: Joe Ganz (510), vs. Kansas State (Nov. 10, 2007)
Opponent: Tim Rattay (590), vs. Louisiana Tech (Aug. 29, 1998)

30 COMPLETIONS

Nebraska: Tanner Lee (32), at Purdue (Oct. 28, 2017)
Opponent: Shedeur Sanders (31), at Colorado (Sept. 9, 2023)

40 COMPLETIONS

Nebraska: Never Happened
Opponent: Clayton Thorson (41), at Northwestern (Oct. 13, 2018)

4 PASSING TOUCHDOWNS

Nebraska: Ryker Fyfe (4), at Purdue (Oct. 31, 2015)
Opponent: Luke Altmeyer (4), vs. Illinois (Sept. 20, 2024)

MORE THAN 4 PASSING TOUCHDOWNS

Nebraska: Joe Ganz (7), vs. Kansas St. (Nov. 10, 2007)
Opponent: J.T. Barrett (5), vs. Ohio State (Oct. 14, 2017)

TD PASS BY A NON-QUARTERBACK

Nebraska: De'Mornay Pierson-El (WR), at Northwestern (Oct. 18, 2014)
Opponent: Brayden Willis (TE), vs. Oklahoma (Sept. 17, 2022)

10 RECEPTIONS

Nebraska: Trey Palmer (10), vs. Oklahoma (Sept. 17, 2022)
Opponent: Travis Hunter (10), vs. Colorado (Sept. 7, 2024)

100 RECEIVING YARDS

Nebraska: Isaiah Neyor (121), vs. UTEP (Aug. 31, 2024)
Opponent: Travis Hunter (110), vs. Colorado (Sept. 7, 2024)

200 RECEIVING YARDS

Nebraska: Trey Palmer (237), at Purdue (Oct. 15, 2022)
Opponent: Jaxon Smith-Njigba (240), vs. Ohio State (Nov. 6, 2021)

3 RECEIVING TOUCHDOWNS

Nebraska: Brandon Kinnie (3), at Oklahoma State (Oct. 23, 2010)
Opponent: Dezmon Briscoe (3), at Kansas (Nov. 3, 2007)

500 TOTAL OFFENSE YARDS

Nebraska: Joe Ganz (521), at Colorado (Nov. 23, 2007)
Opponent: Tim Rattay (568), vs. Louisiana Tech (Aug. 29, 1998)

LONG OFFENSIVE PLAYS

60-69 YARD RUN

Nebraska: Trey Palmer (60), at Purdue (Oct. 15, 2022)
Opponent: Dillon Gabriel (61), vs. Oklahoma (Sept. 17, 2022)

70-79 YARD RUN

Nebraska: Josh Fleeks (74, TD), vs. Michigan (Sept. 30, 2023)
Opponent: Braelon Allen (71, TD), at Wisconsin (Nov. 20, 2021)

80-89 YARD RUN

Nebraska: Zavier Betts (83, TD), vs. Northwestern (Oct. 2, 2021)
Opponent: Jonathan Taylor (88, TD), at Wisconsin (Oct. 6, 2018)

90-99 YARD RUN

Nebraska: Taylor Martinez (92, TD), at UCLA (Sept. 8, 2012)
Opponent: Eli Roberson (91, TD), vs. Kansas St. (Nov. 16, 2002)

60-69 YARD PASS

Nebraska: Thompson to Palmer (64), at Purdue (Oct. 15, 2022)
Opponent: Sullivan to Kirtz (66), vs. Northwestern (Oct. 21, 2023)

70-79 YARD PASS

Nebraska: Haarberg to Lloyd (73, TD), vs. Purdue (Oct. 28, 2023)
Opponent: Stroud to Smith-Njigba (75), vs. Ohio St. (Nov. 6, 2021)

80-89 YARD PASS

Nebraska: Thompson to Palmer (87, TD), at Iowa (Nov. 25, 2022)
Opponent: Plummer to Bell (89, TD), at Purdue (Dec. 5, 2020)

90-99 YARD PASS

Nebraska: Armstrong Jr. to Enunwa (99, TD), vs. Georgia (Jan. 1, 2014)
Opponent: Montez to Nixon (96, TD), at Colorado (Sept. 7, 2019)

DEFENSE

15 TACKLES

Nebraska: Luke Reimer (15), vs. Northwestern (Aug. 27, 2022)
Opponent: Dorian Hopkins (16), UTEP (Aug. 31, 2024)

20 TACKLES

Nebraska: Lee Kunz (23), at Oklahoma (Nov. 25, 1977)
Opponent: Ryan Greenhagen (31), Fordham (Sept. 4, 2021)*
 *-opponent school record

3.0 OR MORE SACKS

Nebraska: Randy Gregory (3.0), at Michigan (Nov. 9, 2013)
Opponent: Mustaf Johnson (3.0), at Colorado (Sept. 7, 2019)

5 OR MORE TFLs

Nebraska: Cianté Evans (5), vs. Northwestern (Nov. 2, 2013)
Opponent: A.J. Epenesa (5), Iowa (Nov. 29, 2019)

5 PASS BREAKUPS

Nebraska: Dicaprio Bootle (5), at Michigan (Sept. 22, 2018)
Opponent: Never Happened

2 INTERCEPTIONS

Nebraska: Tommi Hill (2), vs. Purdue (Oct. 28, 2023)
Opponent: Tarheed Still (2), and Dante Trader Jr. (2) vs. Maryland (Nov. 11, 2023)

MORE THAN 2 INTERCEPTIONS

Nebraska: Matt O'Hanlon (3), vs. Oklahoma (Nov. 7, 2009)
Opponent: Anthony Brown (3), at Purdue (Oct. 31, 2015)

RETURNED AN INTERCEPTION FOR A TOUCHDOWN

Nebraska: Tommi Hill (7 yards), vs. Colorado (Sept. 7, 2024)
Opponent: Jalen Graham (45 yards), Purdue (Oct. 30, 2021)

RETURNED A FUMBLE FOR A TOUCHDOWN

Nebraska: Deontai Williams (26 yards) vs. Penn State (Nov. 14, 2020)
Opponent: Kyrdran Jenkins (55 yards) vs. Purdue (Oct. 28, 2023)

SPECIAL TEAMS

PUNT RETURN TOUCHDOWN

Nebraska: JD Spielman (76 yds), vs. South Alabama (Aug. 31, 2019)
Opponent: Jayden Reed (62 yards), at Michigan State (Sept. 25, 2021)

KICKOFF RETURN TOUCHDOWN

Nebraska: JD Spielman (99 yds), vs. Arkansas St. (Sept. 2, 2017)
Opponent: Stephen Bracey (91 yards), at Wisconsin (Nov. 20, 2021)

BLOCKED PUNT

Nebraska: Blaise Gunnerson (1), at Illinois (Oct. 6, 2022)
Opponent: B.J. Green (1), vs. Colorado (Sept. 7, 2024)

BLOCKED PUNT RETURNED FOR TOUCHDOWN

Nebraska: Malcolm Hartzog (30 yards), vs. Indiana (Oct. 1, 2022)
Opponent: Kyler Fisher (14 yds), vs. Iowa (Nov. 26, 2021)

BLOCKED PUNT FOR A SAFETY

Nebraska: Marquel Dismuke (1), vs. Illinois (Nov. 10, 2018)
Opponent: Keandre Jones (1), vs. Ohio St. (Nov. 3, 2018)

BLOCKED FIELD GOAL

Nebraska: Ty Robinson (1) vs. Colorado (Sept. 7, 2024)
Opponent: Jalen McKie(1) & Antonio Jones-Davis(1), vs. NIU (Sept. 14, 2019)

BLOCKED FG RETURNED FOR TOUCHDOWN

Nebraska: Quinton Newsome (68 yards), vs. Purdue (Oct. 28, 2023)
Opponent: Never Happened

THE LAST TIME A TEAM...

OFFENSE

300 YARDS RUSHING

Nebraska: vs. Louisiana Tech, Sept. 23, 2023 (312)
Opponent: vs. Oklahoma, Sept. 17, 2022 (312)

400 YARDS RUSHING

Nebraska: vs. Northwestern, Oct. 2, 2021 (427)
Opponent: at Minnesota, Nov. 11, 2017 (409)

500 YARDS RUSHING

Nebraska: at Baylor, Oct. 13, 2001 (641)
Opponent: at Wisconsin, Nov. 15, 2014 (581)

300 YARDS PASSING

Nebraska: at Purdue, Oct. 15, 2022 (354)
Opponent: at Colorado, Sept. 9, 2023 (396)

400 YARDS PASSING

Nebraska: at Wisconsin, Oct. 6, 2018 (407)
Opponent: Georgia Southern, Sept. 10, 2022 (409)

500 YARDS PASSING

Nebraska: vs. Kansas State, Nov. 10, 2007 (519)
Opponent: Louisiana Tech, Aug. 29, 1998 (590)

600 YARDS OF OFFENSE

Nebraska: vs. Northwestern, Oct. 2, 2021 (657)
Opponent: at Purdue, Oct. 15, 2022 (606)

700 YARDS OF OFFENSE

Nebraska: vs. Florida Atlantic, Aug. 30, 2014 (784 yards)
Opponent: Never accomplished

50 POINTS

Nebraska: vs. Northwestern, Oct. 2, 2021 (Nebraska won, 56-7)
Opponent: at Ohio State, Oct. 24, 2020 (Ohio State won 52-17)

60 POINTS

Nebraska: vs. Idaho State, Sept. 22, 2012 (Nebraska won, 73-7)
Opponent: at Ohio State, Nov. 5, 2016 (Ohio State won 62-3)

TWO 100-YARD RUSHERS

Nebraska: vs. Louisiana Tech, Sept. 23, 2023 (Haarberg, Grant)
Opponent: Illinois, Nov. 21, 2020 (Epstein, Brown)

THREE 100-YARD RUSHERS

Nebraska: vs. Minnesota, Oct. 20, 2018 (Ozigbo, Martinez, Washington)
Opponent: Wisconsin, Dec. 1, 2012 (Gordon, Ball, White)

TWO 100-YARD RECEIVERS

Nebraska: at Wisconsin, Nov. 20, 2021 (Allen, Toure)
Opponent: at Ohio State, Oct. 24, 2020 (Wilson, Olave)

DEFENSE

POSTED A SHUTOUT

Nebraska: vs. Arizona, Dec. 30, 2009 (33-0)
Opponent: at Arizona State, Sept. 21, 1996 (19-0)

RECORDED A DEFENSIVE SAFETY

Nebraska: vs. UTEP, Aug. 31, 2024 (40-7)
Opponent: at Minnesota, Oct. 16, 2021 (23-30)

2 DEFENSIVE TOUCHDOWNS

Nebraska: vs. South Alabama, Aug. 31, 2019 (1 IR, 1 fumble return)
Opponent: Northern Illinois, Sept. 16, 2017 (2 interception returns)

4 INTERCEPTIONS

Nebraska: vs. Wyoming, Sept. 10, 2016 (5)
Opponent: Maryland, Nov. 11, 2023 (4)

15 TFLs

Nebraska: at Michigan, Nov. 9, 2013 (16)
Opponent: at Michigan, Sept. 22, 2018 (15)

7 OR MORE SACKS

Nebraska: vs. Northwestern, Oct. 21, 2023 (8)
Opponent: at Michigan State, Sept. 25, 2021 (7)

15 PASS BREAKUPS

Nebraska: Kansas, Oct. 2, 2004 (17)
Opponent: Never Happened

MISCELLANEOUS

SAFETY OF ANY KIND

Nebraska: TFL in End Zone vs. UTEP (Aug. 31, 2024)
Opponent: Sack in End Zone by Minnesota (Oct. 16, 2021)

WAS NOT PENALIZED

Nebraska: at Michigan State, Nov. 4, 2023
Opponent: Michigan, Sept. 30, 2023

OVERCAME A HALFTIME DEFICIT TO WIN

Nebraska: at Rutgers, Oct. 7, 2022 (trailed 13-0, won 14-13)
Opponent: Illinois, Sept. 20, 2024 (trailed 17-10, won 31-24 in OT)

WON WHEN TRAILING AFTER 3 QUARTERS

Nebraska: at Rutgers, Oct. 7, 2022 (trailed 13-7, won 14-13)
Opponent: vs. Maryland, Nov. 11, 2023 (trailed 10-7, won 13-10)

OVERTIME GAME

vs. Illinois, Sept. 20, 2024 (Illinois won 31-24)

NEBRASKA OVERTIME WIN

at Iowa, Nov. 28, 2014 (Nebraska won 37-34)

NUMERICAL ROSTER

NO.	NAME	POS.
0	Nash Hutmacher	DL
1	Jimari Butler	DL
2	Isaac Gifford	DB
3	Marques Buford Jr.	DB
4	Jahmal Banks	WR
5	John Bullock	LB
6	Tommi Hill	DB
7	Malcolm Hartzog Jr.	DB
8	DeShon Singleton	DB
9	Ty Robinson	DL
10	Heinrich Haarberg	QB
10	Vincent Shavers Jr.	LB
11	Demitrius Bell	WR
11	Cameron Lenhardt	DL
11	Bode Soukup	QB
12	Jaidyn Doss	DB
12	Daniel Kaelin	QB
13	Brian Buschini	P
13	Isaiah Garcia-Castaneda	WR
14	Rahmir Johnson	RB
14	Kahmir Prescott	DB
14	Amare Sanders	DB
15	Dylan Raiola	QB
15	Ceyair Wright	DB
16	Janiran Bonner	WR
16	Elijah Jeudy	DL
17	Jacory Barney Jr.	WR
17	Luke Longval	QB
17	Willis McGahee IV	LB
18	Isaiah Neyor	WR
18	Princewill Umanmielen	LB
19	Jalyn Gramstad	QB
19	Jaylen Lloyd	WR
21	Dwight Bootle II	DB
21	Emmett Johnson	RB
22	Gabe Ervin Jr.	RB
22	Maverick Noonan	LB
23	Dante Dowdell	RB
23	Blye Hill	DB
24	Derek Branch	DB
24	Thomas Fidone II	TE
25	Jeremiah Charles	DB
25	Kenneth Williams	RB
26	Koby Bretz	DB
26	Roman Mangini	WR
28	Caleb Benning	DB
28	Kwinten Ives	RB
29	Mario Buford	DB
29	Carter Nelson	WR
30	Tristan Alvano	PK
30	Vincent Genatone	LB
30	DJ Singleton	WR
31	Ryker Evans	WR
32	Braylen Prude	DB
32	Rahmir Stewart	DB
32	Trent Uhlir	FB
33	Maurice Mazzucca Jr.	RB
33	Javin Wright	LB
34	Barret Liebentritt	FB
34	Preston Okafor	DB
34	Larry Tarver Jr.	DB
34	Gage Wager	DB
35	D'Andre Barnes	DB
35	Mekhi Nelson	RB
36	Blake Closman	DB
37	Donovan Jones	DB
37	Kamdyn Koch	P
37	Evan Taylor	DB
38	Cooper Wilson	DB
39	Taveon Thompson	DB
40	Rowdy Bauer	RB
40	Trevor Ruth	FB
40	Brice Turner	DB
41	Elliott Brown	WR
42	Mikai Gbayer	LB

2024 NEBRASKA FOOTBALL ROSTER

NO.	NAME	POS.	HT.	WT.	YR.	HOMETOWN (HIGH SCHOOL/COLLEGE)
30	* Alvano, Tristan	PK	6-1	205	So.	Omaha, Neb. (Westside)
4	Banks, Jahmal	WR	6-4	220	Sr.	Washington, D.C. (St. Frances Academy [Md.]/Wake Forest)
35	Barnes, D'Andre	DB	6-0	195	RFr.	Aurora, Colo. (Regis Jesuit)
17	Barney Jr., Jacory	WR	6-0	170	Fr.	Florida City, Fla. (Palmetto)
40	Bauer, Rowdy	RB	5-11	195	Fr.	Norfolk, Neb. (Norfolk)
11	Bell, Demitrius	WR	6-0	185	RFr.	Nashville, Tenn. (McGavock)
54	**** Benhart, Bryce	OL	6-9	315	Sr.	Lakeville, Minn. (Lakeville North)
28	Benning, Caleb	DB	5-11	200	Fr.	Omaha, Neb. (Westside)
96	Black, Leslie	DL	6-6	270	RFr.	Statesboro, Ga. (Statesboro)
87	** Boerkircher, Nate	TE	6-5	250	Jr.	Aurora, Neb. (Aurora)
16	* Bonner, Janiran	WR	6-2	220	So.	Ellenwood, Ga. (Cedar Grove)
43	* Booker III, Michael	LB	6-1	225	Jr.	Grand Prairie, Texas (South Grand Prairie)
21	Bootle II, Dwight	DB	5-10	180	RFr.	Miami, Fla. (Palmetto)
73	Borchers, David	DL	6-4	300	RFr.	Eldridge, Iowa (North Scott)
54	Bower, Jacob	LB	6-1	220	RFr.	Rancho Santa Margarita, Calif. (Santa Margarita Catholic)
24	Branch, Derek	DB	5-11	195	Jr.	Lincoln, Neb. (Southeast)
78	Brandl, Jacob	OL	6-3	305	RFr.	Omaha, Neb. (Creighton Prep)
26	* Bretz, Koby	DB	6-2	205	Jr.	Omaha, Neb. (Westside)
63	Brix, Grant	OL	6-6	310	Fr.	Logan, Iowa (Logan-Magnolia)
41	Brown, Elliott	WR	5-11	185	Jr.	Omaha, Neb. (Elkhorn South)
59	Buda, Grant	LB	6-0	225	Jr.	Lincoln, Neb. (Southwest)
29	Buford, Mario	DB	6-0	175	Fr.	Chicago, Ill. (DeSoto [Texas])
3	** Buford Jr., Marques	DB	5-11	190	Jr.	Chicago, Ill. (Trinity Christian/St. Thomas More [Conn.] Prep)
84	* Bullock, Alex	WR	6-2	205	Jr.	Omaha, Neb. (Creighton Prep)
5	*** Bullock, John	LB	6-0	230	Sr.	Omaha, Neb. (Creighton Prep)
13	** Buschini, Brian	P	6-1	225	Sr.	Helena, Mont. (Capital/Montana)
50	Bustard, Noah	LB	6-1	225	RFr.	Omaha, Neb. (Elkhorn South)
1	** Butler, Jimari	DL	6-5	260	Jr.	Mobile, Ala. (Murphy)
25	Charles, Jeremiah	DB	6-0	170	RFr.	Fort Worth, Texas (Arlington Martin)
89	Clark, Quinn	WR	6-5	205	Fr.	Bozeman, Mont. (Gallatin)
36	Closman, Blake	DB	5-9	195	Jr.	Elkhorn, Neb. (Millard North)
80	* Coleman, Malachi	WR	6-5	210	So.	Lincoln, Neb. (East)
98	Conneally, Conor	DL	6-4	265	RFr.	Elkhorn, Neb. (Mount Michael Benedictine)
69	*** Corcoran, Turner	OL	6-6	310	Sr.	Lawrence, Kan. (Free State)
50	Davidson, Landen	OL	6-4	310	Fr.	Broomfield, Colo. (Broomfield)
97	Davis, Keona	DL	6-5	255	Fr.	Tucson, Ariz. (Salpointe Catholic)
45	Dickey, Izaac	FB	5-10	215	Fr.	Stromsburg, Neb. (Cross County)
46	D'Onofrio, Thomas	DB	6-1	185	Fr.	Middleton, Wis. (Middleton)
12	Doss, Jaidyn	DB	6-0	195	RFr.	Kansas City, Mo. (Raymore-Peculiar)
23	Dowdell, Dante	RB	6-2	225	So.	Picayune, Miss. (Picayune/Oregon)
95	Duda, Ethan	LB	6-5	230	Fr.	Omaha, Neb. (Elkhorn South)
48	Echternach, Cayden	TE	6-4	250	RFr.	Bennington, Neb. (Bellevue West)
22	* Ervin Jr., Gabe	RB	6-1	220	Jr.	Buford, Ga. (Buford)
51	* Evans, Justin	OL	6-1	315	So.	East Orange, N.J. (Irvington)
31	Evans, Ryker	WR	5-11	180	Fr.	Elwood, Neb. (Hi-Line)
70	* Fennessy, Nolan	OL	6-4	280	Fr.	Norfolk, Neb. (Norfolk Catholic)
24	* Fidone II, Thomas	TE	6-6	255	Jr.	Council Bluffs, Iowa (Lewis Central)
94	Flege, Aidan	LS	6-2	215	Jr.	Lincoln, Neb. (Southeast/Iowa Western CC)
47	Flynt, Ian	TE	6-4	255	Fr.	Katy, Texas (Taylor)
13	Garcia-Castaneda, Isaiah	WR	6-1	200	Sr.	Twentynine Palms, Calif. (Twentynine Palms/ Saddleback College/New Mexico State)
42	* Gbayer, Mikai	LB	6-2	230	Jr.	Irvington, N.J. (Irvington)
30	Genatone, Vincent	LB	6-0	225	So.	North Platte, Neb. (North Platte/Montana)
2	**** Gifford, Isaac	DB	6-1	205	Sr.	Lincoln, Neb. (Southeast)
58	Goldman, Mason	DL	6-5	260	RFr.	Gretna, Neb. (Gretna)
77	Gottula, Gunnar	OL	6-6	305	RFr.	Lincoln, Neb. (Southeast)
45	Gradney, Roger	LB	6-0	205	Fr.	Lake Charles, La. (Rice Consolidated [Texas])
19	Gramstad, Jalyn	QB	6-0	200	Sr.	Lester, Iowa (West Lyon/Northwestern College)
49	Guthrie, Rex	DB	6-1	200	Fr.	Littleton, Colo. (Heritage)
10	* Haarberg, Heinrich	QB	6-5	225	Jr.	Kearney, Neb. (Catholic)
83	Hall, Dae'vonn	WR	6-2	190	Fr.	Plattsmouth, Neb. (Bellevue West)
7	** Hartzog Jr., Malcolm	DB	5-9	180	Jr.	Silver Creek, Miss. (Jefferson Davis County)
88	Hausmann, Cooper	WR	5-11	195	So.	Roca, Neb. (Norris)
23	Hill, Blye	DB	6-4	190	So.	Baltimore, Md. (Mount St. Joseph/St. Francis)
6	** Hill, Tommi	DB	6-1	205	Sr.	Orlando, Fla. (Edgewater/Arizona State)
53	Hoffken, David	DL	6-7	255	Fr.	Kiel, Germany
90	Hohl, John	PK	6-0	180	RFr.	Lincoln, Neb. (Southwest/Iowa Western CC)
71	Hood, Jacob	OL	6-8	350	So.	Nashville, Tenn. (Hillsboro/Georgia)
0	*** Hutmacher, Nash	DL	6-4	310	Sr.	Oacoma, S.D. (Chamberlain)
82	Ingwerson, Eric	TE	6-6	250	Fr.	Papillion, Neb. (Papillion-La Vista)
28	Ives, Kwinten	RB	6-3	210	RFr.	Beverly, N.J. (Palmyra)
55	Jackson, Vincent	DL	6-5	290	RFr.	Harrisburg, Pa. (Central Dauphin East)
16	* Jeudy, Elijah	DL	6-3	285	Jr.	Philadelphia, Pa. (Northeast/Texas A&M)
21	* Johnson, Emmett	RB	5-11	200	So.	Minneapolis, Minn. (Academy of Holy Angels)
14	**** Johnson, Rahmir	RB	5-10	200	Sr.	Harlem, New York City, N.Y. (Bergen Catholic [N.J.])
37	Jones, Donovan	DB	6-1	195	Fr.	Omaha, Neb. (North)
45	Jones, Mason	DB	5-11	200	RFr.	Omaha, Neb. (Burke)
12	Kaelin, Daniel	QB	6-3	220	Fr.	Elkhorn, Neb. (Bellevue West)
49	King, Danny	TE	6-4	245	Fr.	Bloomington, Minn. (Jefferson)
75	* Knaak, Tyler	OL	6-6	325	So.	Cottonwood Heights, Utah (Brighton/Utah)
74	Knutson, Brock	OL	6-7	305	RFr.	Scottsbluff, Neb. (Scottsbluff)
37	Koch, Kamdyn	P	6-2	205	Fr.	Westminster, Md. (Winters Mill)
92	Lefotu, Sua	DL	6-3	295	RFr.	Bellflower, Calif. (St. John Bosco)
11	* Lenhardt, Cameron	DL	6-3	260	So.	Staten Island, N.Y. (IMG [Fla.] Academy)
34	* Liebentritt, Barret	FB	6-0	235	Jr.	Omaha, Neb. (Skutt Catholic/Notre Dame)
44	* Lindenmeyer, Luke	TE	6-3	250	So.	La Vista, Neb. (Papillion-La Vista)
19	* Lloyd, Jaylen	WR	5-10	180	So.	Omaha, Neb. (Westside)
17	Longval, Luke	QB	6-2	210	So.	Sioux City, Iowa (East/Iowa Western CC)
59	** Lutovsky, Henry	OL	6-6	320	Jr.	Crawfordsville, Iowa (Mount Pleasant)
76	Maciejczak, Jason	OL	6-2	305	RFr.	Pierre, S.D. (T.F. Riggs)

67	Mancino, Joey	OL	6-1	305	Jr.	Holmdel, N.J. (Holmdel)
26	Mangini, Roman	WR	5-10	170	So.	Mesa, Ariz. (Desert Ridge)
89	Markway, Mac	TE	6-4	260	So.	St. Louis, Mo. (De Smet Jesuit/LSU)
33	Mazzucca Jr., Maurice	RB	5-8	200	Sr.	Philadelphia, Pa. (Neumann-Goretti/West Chester University)
56	Mazzucca, Micah	OL	6-5	325	Sr.	Philadelphia, Pa. (St. Frances Academy [Md.] / Baylor/Florida)
17	McGahee IV, Willis	LB	6-1	235	Fr.	Miami, Fla. (Christopher Columbus)
88	McMorris, Isaiah	WR	5-10	170	Fr.	Omaha, Neb. (Bellevue West)
81	Miller, Hayes	WR	6-0	180	So.	Shawnee, Kan. (Mill Valley/Coffeyville CC)
57	Murphy, Ashton	DL	6-5	265	Fr.	Elkhorn, Neb. (South)
29	Nelson, Carter	WR	6-5	230	Fr.	Ainsworth, Neb. (Ainsworth)
35	Nelson, Mekhi	RB	5-10	185	Fr.	Wilkes-Barre, Pa. (Wilkes-Barre/St. Thomas More [Conn.] Prep)
18	Neyor, Isaiah	WR	6-4	220	Sr.	Fort Worth, Texas (Arlington Lamar/Wyoming/Texas)
22	Noonan, Maverick	LB	6-4	240	RFr.	Omaha, Neb. (Elkhorn South)
94	Ochoa, Jordan	LB	6-4	250	Fr.	Castle Rock, Colo. (Castle View)
34	Okafor, Preston	DB	6-2	180	Fr.	Omaha, Neb. (Westside)
91	Ottomanelli, Nico	PK	6-2	185	Fr.	Harrington Park, N.J. (Northern Valley - Old Tappan)
99	Parrott, Dylan	DL	6-5	315	So.	Eldridge, Iowa (North Scott)
51	Pasko, Danny	LB	6-1	225	RFr.	Chicago, Ill. (Lyons Township)
58	Peters, Jake	OL	6-3	285	Fr.	Cedar Falls, Iowa (Cedar Falls)
14	Prescott, Kahmir	DB	6-1	200	Fr.	Philadelphia, Pa. (Neumann Goretti)
65 **	Prochazka, Teddy	OL	6-10	315	Jr.	Elkhorn, Neb. (South)
32	Prude, Braylen	DB	6-4	200	Fr.	Pearland, Texas (Shadow Creek)
72	Pyle, Gibson	OL	6-5	295	Fr.	Houston, Texas (Klein Cain)
15	Raiola, Dylan	QB	6-3	230	Fr.	Buford, Ga. (Buford)
9 ****	Robinson, Ty	DL	6-6	310	Sr.	Gilbert, Ariz. (Higley)
52	Rogers, Dylan	LB	6-3	240	RFr.	Cypress, Texas (Cypress Woods)
86 *	Rollins, AJ	TE	6-5	255	Jr.	Omaha, Neb. (Creighton Prep)
73	Ruggeroli, Xander	OL	6-6	285	Fr.	Las Vegas, Nev. (Bishop Gorman)
40	Ruth, Trevor	FB	6-0	235	So.	Seward, Neb. (Seward/Nebraska-Kearney)
14	Sanders, Amare	DB	6-1	175	Fr.	Miami, Fla. (Gulliver Prep)
46	Schutt, Connor	TE	6-6	215	Fr.	Wahoo, Neb. (Bishop Neumann)
66 *	Scott, Ben	OL	6-5	310	Sr.	Honolulu, Hawaii (St. Louis/Arizona State)
79	Seagren, Grant	OL	6-6	305	RFr.	Oakland, Neb. (Oakland-Craig)
10	Shavers Jr., Vincent	LB	6-1	225	Fr.	Miami, Fla. (Miami Central)
48 *	Sherman, MJ	LB	6-3	245	Sr.	Baltimore, Md. (St. John's College [D.C.]/Georgia Greensburg, La. (St. Helena/Hutchinson [Kan.] CC)
8 **	Singleton, DeShon	DB	6-3	210	Sr.	Greensburg, La. (St. Helena/Lincoln [Neb.] East)
30	Singleton, DJ	WR	5-10	155	Fr.	Greensburg, La. (St. Helena/Lincoln [Neb.] East)
62	Sledge, Sam	OL	6-4	295	RFr.	Omaha, Neb. (Creighton Prep)
85	Smith, Keelan	WR	6-3	210	Fr.	Liberty, Mo. (Liberty North)
81	Smith Flores, Ismael	LB	6-4	245	RFr.	Crowley, Texas (Arlington Martin)
11	Soukup, Bode	QB	6-2	195	Fr.	Blair, Neb. (Blair)
47	Stenger, Gage	LB	6-2	220	So.	Omaha, Neb. (Millard South)
32	Stewart, Rahmir	DB	5-11	210	RFr.	Philadelphia, Pa. (Imhotep Institute)
87	Tagaloa, Brodie	DL	6-5	270	So.	Pittsburg, Calif. (De La Salle)
34	Tarver Jr., Larry	DB	5-10	175	Fr.	Miami, Fla. (Norland)
68	Taumua, Preston	OL	6-4	325	Fr.	Waipahu, Hawaii (Waipahu)
37	Taylor, Evan	DB	6-2	185	Fr.	Waxhaw, N.C. (Cuthbertson)
56	Thompson, Stefon	LB	6-1	240	Jr.	Long Island, N.Y. (Zebulon B. Vance/Syracuse)
39	Thompson, Taveon	DB	6-3	215	Jr.	Lincoln, Neb. (Southeast)
40	Turner, Brice	DB	6-1	185	RFr.	Bay City, Texas (Bay City)
32	Uhler, Trent	FB	6-1	230	Fr.	Battle Creek, Neb. (Battle Creek)
18 *	Umanmielen, Princewill	DL	6-5	245	So.	Austin, Texas (Manor)
44 *	Van Poppel, Riley	LB	6-5	290	So.	Argyle, Texas (Argyle)
46	Wacker, Derek	LB	6-1	220	Fr.	Yutan, Neb. (Yutan)
34	Wager, Gage	DB	5-10	190	RFr.	Arlington, Texas (Arlington Martin)
93	Wallin, Kai	DL	6-5	250	So.	Sacramento, Calif. (Jesuit/American River CC)
90	Williams, James	DL	6-6	250	So.	Parkville, Mo. (Park Hill South/Iowa Central CC)
25	Williams, Kenneth	RB	5-9	180	RFr.	Detroit, Mich. (Lincoln [Neb.] High)
38	Wilson, Cooper	DB	6-3	195	RFr.	Bonney Lake, Wash. (Bonney Lake)
96	Witucki, Camden	LS	6-2	230	Jr.	Grand Blanc, Mich. (Grand Blanc Community)
15	Wright, Ceyair	DB	6-0	180	Jr.	Los Angeles, Calif. (Loyola/USC)
33 **	Wright, Javin	LB	6-5	230	Sr.	Chandler, Ariz. (Hamilton)

Lettermen in Bold; *Indicates Letters Earned

PRONUNCIATION GUIDE

Nate Boerkircher..... BORE-kurr-churr
 Janiran Bonner..... juh-NIGH-run
 Marques Buford Jr. marr-KEESE
 Brian Buschini boo-SHEEN-ee
 Jimari Butler..... jih-MAR-ee
 Blake Closman CLOSS-men
 Malachi Coleman MAL-uh-kie
 Cono Connealy..... kuh-KNEEL-ee
 Thomas D'Onofrio..... duh-NOFF-ree-oh
 Thomas Fidone II fuh-DOAN-ee
 Isaiah Garcia-Castaneda CAST-uh-NAY-duh
 Vincent Genatone..... GINN-uh-tone
 Mikai Gbayer..... meh-KYE BAY-er
 Gunnar Gottula..... guh-TOO-luh
 Heinrich Haarberg..... HINE-rick HARR-burg
 Cooper Hausmann..... HOUZ-munn
 John Hohl..... HOLE
 Nash Hutmacher..... HUT-make-urr
 Eric Ingwerson ING-ger-sinn
 Elijah Jeudy..... JUDY
 Daniel Kaelin..... KAY-linn
 Tyler Knaak..... kuh-NOCK

Brock Knutson..... kuh-NEWT-son
 Kamdyn Koch..... COOK
 Sua Lefotu..... leh-FOE-too
 Barret Liebenritt LEE-ben-tritt
 Henry Lutovsky loo-TOV-skee
 Jason Maciejczak muh-CHAY-chock
 Maurice/Micah Mazzucca muh-ZOO-kuh
 Isaiah Neyor NAY-er
 Jordan Ochoa oh-CHO-uh
 Teddy Prochazka..... pro-HAH-skuh
 Dylan Raiola rye-OLE-uh
 Xander Ruggeroli..... ROUGE-er-ROLL-ee
 Syncere Safeullah..... suh-FEE-uh-luh
 DeShon Singleton..... dee-SHAWN
 Ismael Smith Flores..... FLOOR-ez
 Bode Soukup SOAK-up
 Gage Stenger..... STANG-er
 Brodie Tagaloa..... TAG-uh-LOW-uh
 Trent Uhler..... YOU-lurr
 Princewill Umanmielen ... OOH-mawn-me-ellen
 Gage Wager..... WAY-gurr
 Kai Wallin..... KYE

NUMERICAL ROSTER

43	Michael Booker III	LB
44	Luke Lindenmeyer	TE
44	Riley Van Poppel	DL
45	Izaac Dickey	FB
45	Roger Gradney	LB
45	Mason Jones	DB
46	Thomas D'Onofrio	DB
46	Connor Schutt	TE
46	Derek Wacker	LB
47	Ian Flynt	TE
47	Gage Stenger	LB
48	Cayden Echternach	TE
48	MJ Sherman	LB
49	Rex Guthrie	DB
49	Danny King	TE
50	Noah Bustard	LB
50	Landen Davidson	OL
51	Justin Evans	OL
51	Danny Pasko	LB
52	Dylan Rogers	LB
53	David Hoffken	DL
54	Jacob Bower	LB
54	Bryce Benhart	OL
55	Vincent Jackson	DL
56	Micah Mazzucca	OL
56	Stefon Thompson	LB
57	Ashton Murphy	DL
58	Mason Goldman	DL
58	Jake Peters	OL
59	Grant Buda	LB
59	Henry Lutovsky	OL
62	Sam Sledge	OL
63	Grant Brix	OL
65	Teddy Prochazka	OL
66	Ben Scott	OL
67	Joey Mancino	OL
68	Preston Taumua	OL
69	Turner Corcoran	OL
70	Nolan Fennessy	OL
71	Jacob Hood	OL
72	Gibson Pyle	OL
73	David Borchers	DL
73	Xander Ruggeroli	OL
74	Brock Knutson	OL
75	Tyler Knaak	OL
76	Jason Maciejczak	OL
77	Gunnar Gottula	OL
78	Jacob Brandl	OL
79	Grant Seagren	OL
80	Malachi Coleman	WR
81	Hayes Miller	WR
81	Ismael Smith Flores	LB
82	Eric Ingwerson	TE
83	Dae'vonn Hall	WR
84	Alex Bullock	WR
85	Keelan Smith	WR
86	AJ Rollins	TE
87	Nate Boerkircher	TE
87	Brodie Tagaloa	DL
88	Cooper Hausmann	WR
88	Isaiah McMorris	WR
89	Quinn Clark	WR
89	Mac Markway	TE
90	John Hohl	PK
90	James Williams	DL
91	Nico Ottomanelli	PK
92	Sua Lefotu	DL
93	Kai Wallin	DL
94	Aidan Flege	LS
94	Jordan Ochoa	LB
95	Ethan Duda	LB
96	Leslie Black	DL
96	Camden Witucki	LS
97	Keona Davis	DL
98	Conor Connealy	DL
99	Dylan Parrott	DL

CAREER STARTS - OFFENSE

PLAYER	'19	'20	'21	'22	'23	'24	ALL
Benhart	0	8	10	11	12	4	45
Scott	0~	4~	13~	11~	11	4	43
Corcoran	-	1	11	12	7	4	35
Mi. Mazzucca	-	0+	0+	10+	11#	2	23
Neyor	0\$	1\$	12\$	0\$	0&	4	17
Banks	-	0*	0*	1*	10*	4	15
Fidone II	-	-	0	0	8	4	12
Boerkircher	-	0	0	4	7	1	12
Prochazka	-	-	2	3	6	0	11
R. Johnson	0	0	7	0	1	2	10
Evans	-	-	-	0	5	4	9
A. Bullock	-	-	0	0	8	0	8
Haarberg	-	-	0	0	8	0	8
G.-Castaneda	-	0^	7^	0	0	0	7
Coleman	-	-	-	-	6	0	6
E. Johnson	-	-	-	0	6	0	6
Lutovsky	-	-	0	2	2	2	6
Bonner	-	-	-	0	3	2	5
Lindemeyer	-	-	-	0	5	0	5
Ervin Jr.	-	-	2	0	2	0	4
Raiola	-	-	-	-	-	4	4
Dowdell	-	-	-	-	0	2	2
Lloyd	-	-	-	-	1	1	2
Mancino	-	-	0	0	1	0	1

~at Arizona State; ^at New Mexico State; *at Wake Forest; +at Baylor; #at Florida; \$at Wyoming; &at Texas

CAREER STARTS - DEFENSE

PLAYER	'19	'20	'21	'22	'23	'24	ALL
Robinson	0	7	4	12	10	4	37
Gifford	-	0	0	10	12	4	26
Thompson	-	7^	12^	1^	1^	1	22
Hartzog	-	-	-	8	10	4	22
Hutmacher	-	0	0	2	12	4	18
Buford Jr.	-	-	0	11	2	4	17
Hill	-	-	0*	5	8	4	17
C. Wright	-	-	0#	11#	4#	0	15
J. Bullock	0	0	0	0	10	4	14
Butler	-	-	0	0	6	3	9
Sherman	-	0	0	0	5	4	9
Singleton	-	-	-	0	5	4	9
Gbayor	-	-	0	0	4	3	7
Lenhardt	-	-	-	-	4	1	5
J. Wright	-	0	0	1	1	0	2
Umanmielen	-	-	-	-	1	0	1

*at Arizona State; ^at Syracuse; #at USC

CAREER STARTS - SPECIAL TEAMS

PLAYER	'20	'21	'22	'23	'24	ALL
Buschini	2*	13*	12	12	4	43
Alvano	-	-	-	12	3	15
Hohl	-	-	-	-	1	1

*at FCS Montana

OFFENSIVE DEPTH CHART

LT	69	Turner Corcoran	6-6	310	Sr.	Lawrence, Kan.
	79	Grant Seagren	6-6	305	RFr.	Oakland, Neb.
LG	51	Justin Evans	6-1	315	So.	East Orange, N.J.
	75	Tyler Knaak	6-6	325	So.	Cottonwood Heights, Utah
C	76	Jason Maciejczak	6-2	305	RFr.	Pierre, S.D.
	66	Ben Scott	6-5	310	Sr.	Honolulu, Hawaii
RG	62	Sam Sledge	6-4	295	RFr.	Omaha, Neb.
	59	Henry Lutovsky	6-6	320	Jr.	Crawfordsville, Iowa
RT	56	Micah Mazzucca	6-5	325	Sr.	Philadelphia, Pa.
	54	Bryce Benhart	6-9	315	Sr.	Lakeville, Minn.
TE	77	Gunnar Gottula	6-6	305	RFr.	Lincoln, Neb.
	24	Thomas Fidone II	6-6	255	Jr.	Council Bluffs, Iowa
SLOT	87	Nate Boerkircher	6-5	250	Jr.	Aurora, Neb.
	44	Luke Lindemeyer	6-3	250	So.	La Vista, Neb.
WR	16	Janiran Bonner	6-2	220	So.	Ellenwood, Ga.
	29	Carter Nelson	6-5	230	Fr.	Ainsworth, Neb.
WR	13	Isaiah Garcia-Castaneda	6-1	200	Sr.	Twentynine Palms, Calif.
	4	Jahmal Banks	6-4	220	Sr.	Washington, D.C.
WR	19	Jaylen Lloyd	5-10	180	So.	Omaha, Neb.
	80	Malachi Coleman	6-5	210	So.	Lincoln, Neb.
WR	18	Isaiah Neyor	6-4	220	Sr.	Fort Worth, Texas
	17	Jacory Barney Jr.	6-0	170	Fr.	Florida City, Fla.
QB	84	Alex Bullock	6-2	205	Jr.	Omaha, Neb.
	15	Dylan Raiola	6-3	230	Fr.	Buford, Ga.
QB	10	Heinrich Haarberg	6-5	225	Jr.	Kearney, Neb.
	12	Daniel Kaelin	6-3	220	Fr.	Elkhorn, Neb.
RB	14	Rahmir Johnson	5-10	200	Sr.	Harlem (NYC), N.Y. -OR-
	23	Dante Dowdell	6-2	225	So.	Picayune, Miss.
RB	21	Emmett Johnson	5-11	200	So.	Minneapolis, Minn. -OR-
	22	Gabe Ervin Jr.	6-1	220	Jr.	Buford, Ga.

DEFENSIVE DEPTH CHART

DE	9	Ty Robinson	6-6	310	Sr.	Gilbert, Ariz.
	93	Kai Wallin	6-5	250	So.	Sacramento, Calif.
DE	97	Keona Davis	6-5	255	Fr.	Tucson, Ariz.
	0	Nash Hutmacher	6-4	310	Sr.	Oacoma, S.D.
NT	16	Elijah Jeudy	6-3	285	Jr.	Philadelphia, Pa. -OR-
	55	Vincent Jackson	6-5	290	RFr.	Harrisburg, Pa.
DE	1	Jimari Butler	6-5	260	Jr.	Mobile, Ala.
	11	Cameron Lenhardt	6-3	260	So.	Staten Island, N.Y.
LB	90	James Williams	6-6	250	So.	Parkville, Mo.
	5	John Bullock	6-0	230	Sr.	Omaha, Neb.
LB	10	Vincent Shavers Jr.	6-1	225	Fr.	Miami, Fla.
	42	Mikai Gbayor	6-2	230	Jr.	Irvington, N.J.
JACK	56	Stefon Thompson	6-1	240	Jr.	Long Island, N.Y.
	48	MJ Sherman	6-3	245	Sr.	Baltimore, Md.
CB	18	Princewill Umanmielen	6-5	245	So.	Austin, Texas
	6	Tommi Hill	6-0	205	Fr.	Orlando, Fla.
ROV	14	Amare Sanders	6-1	175	Fr.	Miami, Fla.
	2	Isaac Gifford	6-1	205	Sr.	Lincoln, Neb.
S	32	Rahmir Stewart	5-11	210	RFr.	Philadelphia, Pa.
	7	Malcolm Hartzog Jr.	5-9	180	Jr.	Silver Creek, Miss.
S	24	Derek Branch	5-11	195	Jr.	Lincoln, Neb.
	8	DeShon Singleton	6-3	210	Sr.	Greensburg, La.
CB	26	Koby Bretz	6-2	205	Jr.	Omaha, Neb.
	3	Marques Buford Jr.	5-11	190	Jr.	Chicago, Ill.
CB	15	Ceyair Wright	6-0	180	Jr.	Los Angeles, Calif.
	23	Blye Hill	6-4	190	So.	Baltimore, Md.

SPECIAL TEAMS DEPTH CHART

PK	30	Tristan Alvano	6-1	205	So.	Omaha, Neb. -OR-
	90	John Hohl	6-0	180	RFr.	Lincoln, Neb.
P/H	13	Brian Buschini	6-1	225	Sr.	Helena, Mont.
	37	Kamdyn Koch	6-2	205	Fr.	Westminster, Md.
KO	90	John Hohl	6-0	180	RFr.	Lincoln, Neb. -OR-
	13	Brian Buschini	6-1	225	Sr.	Helena, Mont.
LS	96	Camden Witucki	6-2	230	Jr.	Grand Blanc, Mich. -OR-
	94	Aidan Flege	6-2	215	Jr.	Lincoln, Neb.
KR	17	Jacory Barney Jr.	6-0	170	Fr.	Florida City, Fla. -OR-
	14	Rahmir Johnson	5-10	200	Sr.	Harlem (NYC), N.Y.
PR	13	Isaiah Garcia-Castaneda	6-1	200	Sr.	Twentynine Palms, Calif.
	17	Jacory Barney Jr.	6-0	170	Fr.	Florida City, Fla.

2024 NEBRASKA GAME-BY-GAME STARTERS

OFFENSIVE STARTING LINEUPS

OPPONENT	WR	WR	WR	TE	RT	RG	C	LG	LT	QB	RB	PK
UTEP	Banks	Bonner	Neyor	Fidone II	Benhart	Mi. Mazzccua	Scott	Evans	Corcoran	Raiola	R. Johnson	Alvano
Colorado	Banks	Boerkircher*	Neyor	Fidone II	Benhart	Mi. Mazzccua	Scott	Evans	Corcoran	Raiola	R. Johnson	Alvano
UNI	Banks	Bonner	Neyor	Fidone II	Benhart	Lutovsky	Scott	Evans	Corcoran	Raiola	Dowdell	Alvano
Illinois	Banks	Lloyd	Neyor	Fidone II	Benhart	Lutovsky	Scott	Evans	Corcoran	Raiola	Dowdell	Hohl
Purdue												
Rutgers												
Indiana												
Ohio St.												
UCLA												
USC												
Wisconsin												
Iowa												

*opened with two tight ends

DEFENSIVE STARTING LINEUPS

OPPONENT	DE	NT	DE	LB	LB	JACK	CB	ROV	S	S	CB	P
UTEP	Robinson	Hutmacher	Butler	Gbayor	Bullock	Sherman	Hill	Gifford	Hartzog Jr.	Singleton	Buford Jr.	Buschini
Colorado	Robinson	Hutmacher	Butler	Gbayor	Bullock	Sherman	Hill	Gifford	Hartzog Jr.	Singleton	Buford Jr.	Buschini
UNI	Robinson	Hutmacher	Lenhardt	Thompson	Bullock	Sherman	Hill	Gifford	Hartzog Jr.	Singleton	Buford Jr.	Buschini
Illinois	Robinson	Hutmacher	Butler	Gbayor	Bullock	Sherman	Hill	Gifford	Hartzog Jr.	Singleton	Buford Jr.	Buschini
Purdue												
Rutgers												
Indiana												
Ohio St.												
UCLA												
USC												
Wisconsin												
Iowa												

2024 NEBRASKA PLAYER PARTICIPATION

PLAYER, POS.	GP	GS	PLAYER, POS.	GP	GS	PLAYER, POS.	GP	GS
Tristan Alvano, PK	3	3	Ian Flynt, TE	1	0	Hayes Miller, WR	1	0
Jahmal Banks, WR	4	4	Isaiah Garcia-Castaneda, WR	4	0	Ashton Murphy, DL	1	0
Jacory Barney Jr., WR	4	0	Mikai Gbayor, DL	4	3	Carter Nelson, WR	4	0
D'Andre Barnes, DB	1	0	Vincent Genatone, LB	4	0	Mekhi Nelson, RB	1	0
Rowdy Bauer, RB	1	0	Isaac Gifford, DB	4	4	Isaiah Neyor, WR	4	4
Bryce Benhart, OL	4	4	Mason Goldman, DL	2	0	Maverick Noonan, LB	2	0
Leslie Black, DL	1	0	Gunnar Gottula, OL	2	0	Dylan Parrott, DL	4	0
Nate Boerkircher, TE	4	1	Jalyn Gramstad, QB	1	0	Gibson Pyle, OL	1	0
Janiran Bonner, WR	4	2	Heinrich Haarberg, QB	3	0	Dylan Raiola, QB	4	4
Dwight Bootle II, DB	1	0	Malcolm Hartzog Jr., DB	4	4	Ty Robinson, DL	4	4
Jacob Bower, LB	3	0	Tommi Hill, DB	4	4	AJ Rollins, TE	2	0
Derek Branch, DB	3	0	David Hoffken, DL	2	0	Dylan Rogers, LB	3	0
Koby Bretz, DB	3	0	John Hohl, PK	4	0	Xander Ruggeroli, OL	1	0
Grant Brix, OL	1	0	Jacob Hood, OL	1	0	Amare Sanders, DB	3	0
Elliott Brown, WR	1	0	Nash Hutmacher, DL	4	4	Connor Schutt, TE	1	0
Grant Buda, LB	1	0	Eric Ingwerson, TE	1	0	Ben Scott, OL	4	4
Mario Buford, DB	3	0	Kwinten Ives, RB	1	0	Grant Seagren, OL	4	0
Marques Buford Jr., DB	4	4	Vincent Jackson, DL	4	0	Vincent Shavers Jr., LB	4	0
Alex Bullock, WR	4	0	Elijah Jeudy, DB	4	0	MJ Sherman, LB	4	4
John Bullock, LB	4	4	Emmett Johnson, RB	4	0	DeShon Singleton, DB	4	4
Brian Buschini, P	4	4	Rahmir Johnson, RB	4	2	Sam Sledge, OL	2	0
Noah Bustard, LB	1	0	Donovan Jones, DB	1	0	Keelan Smith, WR	1	0
Jimari Butler, DL	3	3	Tyler Knaak, OL	3	0	Ismael Smith Flores, LB	2	0
Jeremiah Charles, DB	4	0	Brock Knutson, OL	1	0	Gage Stenger, LB	4	0
Quinn Clark, WR	1	0	Danny King, TE	1	0	Rahmir Stewart, DB	3	0
Blake Closman, DB	1	0	Cameron Lenhardt, DL	4	1	Brodie Tagaloa, DL	1	0
Turner Corcoran, OL	4	4	Barret Liebentritt, FB	4	0	Larry Tarver Jr., DB	2	0
Landen Davidson, OL	1	0	Luke Lindenmeyer, TE	4	0	Stefon Thompson, LB	4	1
Keona Davis, DL	4	0	Jaylen Lloyd, WR	4	1	Taveon Thompson, DB	2	0
Jaidyn Doss, DB	1	0	Henry Lutovsky, OL	3	2	Brice Turner, DB	1	0
Dante Dowdell, RB	4	2	Jason Maciejczak, OL	2	0	Princewill Umanmielen, DL	4	0
Cayden Echternach, TE	2	0	Joey Mancino, OL	2	0	Riley Van Poppel, DL	2	0
Gabe Ervin Jr., RB	3	0	Roman Mangini, WR	2	0	Kai Wallin, DL	4	0
Justin Evans, OL	4	4	Maurice Mazzccua Jr., RB	2	0	James Williams, DL	4	0
Nolan Fennesy, OL	1	0	Micah Mazzccua, OL	3	2	Kenneth Williams, RB	1	0
Thomas Fidone II, TE	4	4	Willis McGahee IV, LB	3	0	Camden Witucki, LS	3	0
Aidan Flege, LS	3	0	Isaiah McMorris, WR	1	0	Ceyair Wright, DB	4	0



TRISTAN ALVANO #30

6-1 | 205 | SO. | PK
OMAHA, NEB.

CAREER HONORS

- 2-Time Nebraska Scholar-Athlete Honor Roll

NEBRASKA RECORD

- Longest Field Goal by a Freshman: 55 yards vs. Purdue (2023)

CAREER NOTES

- Set Nebraska all-class records for field goals in a game (5 in 2022 state championship game) and in a season (16 in 2022)
- Made 27 field goals in his career, a Nebraska Class A state record
- Made five field goals in the 2022 state final, including a game-winning walk-off 50-yarder

SEASON HIGHLIGHTS

- Started the first three games at place-kicker
- Made a 20-yard field goal and was perfect on all five PATs against UTEP
- Tied his career high with two field goals against Northern Iowa while setting a career high with nine points
- Missed the Illinois game

GAME-BY-GAME

OPPONENT	XP-ATT	FG-ATT	LG	BK	PTS
UTEP	5-5	1-1	20	0	8
Colorado	4-4	0-1	-	-	4
Northern Iowa	3-3	2-2	31	0	9
Illinois	-Did Not Play-				
@ Purdue					
Rutgers					
@ Indiana					
@ Ohio St.					
UCLA					
@ USC					
Wisconsin					
@ Iowa					

CAREER STATS

YEAR	G/S	PAT	FG	PCT.	PTS	LG
2023	12/12	27-27	9-15	60.0	54	55
2024	3/3	12-12	3-4	75.0	21	31
TOTAL	15/15	39-39	12-19	63.2	75	55

KICKOFFS: 32 att., 14 touchbacks

CAREER HIGHS

Field Goal Attempts	3 at Illinois (2023)
Field Goals Made	2 twice
Long Field Goal	55 vs. Purdue (2023)
Points	9 vs. UNI (2024)
PATs	5 twice



JAHMAL BANKS #4

6-4 | 220 | SR. | WR
WASHINGTON, D.C.

CAREER HONORS

- Honorable-Mention All-ACC (2022 at Wake Forest)
- Nebraska Scholar-Athlete Honor Roll (Spring 2024)

2024 WATCH LIST

- Senior Bowl

PERSONAL NOTES

- Earned his degree from Wake Forest in 2023

CAREER NOTES

- Had 107 catches for 1,404 yards and 13 touchdowns in four seasons at Wake Forest (2020-23) before transferring to Nebraska

CAREER SUPERLATIVES

- 100-Yard Receiving Games: 2
- Games with 2+ TD catches: 3

SEASON HIGHLIGHTS

- One of 10 Huskers to earn a single-digit number as one of the team's "toughest" players
- Caught four passes for 61 yards in his debut against UTEP, including a 21-yard touchdown
- Had a pair of catches against Colorado
- Made a 13-yard grab against Northern Iowa
- Had a career-high eight receptions for 94 yards against Illinois

GAME-BY-GAME

OPPONENT	REC.	YDS	TD	LONG
UTEP	4	61	1	21
Colorado	2	2	0	4
Northern Iowa	1	13	0	13
Illinois	8	94	0	27
@ Purdue				
Rutgers				
@ Indiana				
@ Ohio St.				
UCLA				
@ USC				
Wisconsin				
@ Iowa				

CAREER RECEIVING STATS

YEAR	G/S	REC.	YDS	Y/R	Y/G	TD
2020*	5/0	1	17	17.0	2.8	0
2021*	14/0	5	98	19.6	7.0	0
2022*	12/1	42	636	15.1	53.0	9
2023*	12/10	59	653	11.1	54.4	4
2024	4/4	15	170	11.3	42.5	1
TOTAL	47/15	122	1,574	12.9	33.5	14

*at Wake Forest

RUSHING: 1 att., 7 yds vs. Pittsburgh (2023)

PASSING: 1-of-1, 17 yds, 0 TDs

CAREER HIGHS

Receptions	8 vs. Illinois (2024)
Receiving Yards	141 vs. Clemson (2022)*
Receiving Touchdowns	2 three times*
Long Reception	48 vs. Missouri (2022)*

*at Wake Forest



JACORY BARNEY JR. #17

6-0 | 170 | FR. | WR
FLORIDA CITY, FLA.

2024 WATCH LIST

- The Jet Award

SEASON HIGHLIGHTS

- Has played in every game and is second on the team with 267 all-purpose yards (38 rushing, 93 receiving and 136 kickoff return yards)
- Had a 10-yard reception in his debut against UTEP and returned three kickoffs for 75 yards, including a long return of 35 yards
- Had six catches for 29 yards vs. Colorado with two carries for 28 yards and two kickoff returns for 35 yards
- Totaled 92 all-purpose yards against the Buffs
- Had 39 yards from scrimmage against UNI with three catches for 29 yards and a 10-yard rush for his first career touchdown
- Caught four passes for 25 yards against Illinois and had a 26-yard kickoff return

RECEIVING GAME-BY-GAME

OPPONENT	REC.	YDS	TD	LONG
UTEP	1	10	0	10
Colorado	6	29	0	9
Northern Iowa	3	29	0	14
Illinois	4	25	0	21
@ Purdue				
Rutgers				
@ Indiana				
@ Ohio St.				
UCLA				
@ USC				
Wisconsin				
@ Iowa				

CAREER RECEIVING STATS

YEAR	G/S	REC.	YDS	Y/R	Y/G	TD
2024	4/0	14	93	6.6	23.3	0

KICK RETURNS: 6 ret., 136 yards, 0 TDs

RUSHING: 3 att., 38 yards, 1 TD

CAREER HIGHS

Receptions	6 vs. Colorado (2024)
Receiving Yards	29 twice
Receiving Touchdowns	none
Long Reception	14 vs. UNI (2024)
Rushes	2 vs. Colorado (2024)
Rushing Yards	28 vs. Colorado (2024)
Rushing Touchdowns	1 vs. UNI (2024)
Long Rush	21 vs. Colorado (2024)
Kickoff Returns	3 vs. UTEP (2024)
Kickoff Return Yards	75 vs. UTEP (2024)
Kickoff Return Touchdowns	none
Long Kickoff Return	35 vs. UTEP (2024)



BRYCE BENHART #54

6-9 | 315 | SR. | OL
LAKEVILLE, MINN.

CAREER HONORS

- Honorable-Mention All-Big Ten (2023)
- Big Ten Distinguished Scholar (2022)
- 4-Time Academic All-Big Ten
- 10-Time Nebraska Scholar-Athlete Honor Roll

NEBRASKA RECORDS

- Most Career Starts by an Offensive Lineman: 45
- Most Career Starts at Right Tackle: 45

2024 WATCH LISTS

- Outland Trophy
- Senior Bowl

PERSONAL NOTES

- Earned his degree in criminal justice

CAREER NOTES

- Was the 12th true freshman offensive lineman to play in a game in Nebraska history
- Has made 45 career starts at right tackle, the most starts by an offensive lineman in NU history

SEASON HIGHLIGHTS

- Has started every game at right tackle
- Started at right tackle against UTEP, breaking a tie for the most starts (42) by an offensive lineman in Nebraska history

CAREER STATS

- **Games:** 51
(3 in 2019; 8 in 2020; 12 in 2021; 12 in 2022, 12 in 2023; 4 in 2024)
- **Starts:** 45
(8 in 2020; 10 in 2021; 11 in 2022; 12 in 2023; 4 in 2024)

STARTS BY AN OFFENSIVE LINEMAN

RK.	PLAYER	STARTS
1.	Bryce Benhart	45
2.	Jeremiah Sirles	41

STARTS BY A HUSKER RIGHT TACKLE

RK.	PLAYER	STARTS
1.	Bryce Benhart	45
2.	Dan Vili Waldrop	39



NATE BOERKIRCHER #87

6-5 | 250 | JR. | TE
AURORA, NEB.

CAREER HONORS

- 3-Time Academic All-Big Ten
- 7-Time Nebraska Scholar-Athlete Honor Roll

PERSONAL NOTES

- Earned his degree in finance

CAREER NOTES

- Former walk-on who was placed on scholarship in the spring of 2023

SEASON HIGHLIGHTS

- Has played in every game with one start
- Started and had a career-long 25-yard reception against Colorado

GAME-BY-GAME

OPPONENT	REC.	YDS	TD	LONG
UTEP	0	0	0	-
Colorado	1	25	0	25
Northern Iowa	0	0	0	-
Illinois	0	0	0	-
@ Purdue				
Rutgers				
@ Indiana				
@ Ohio St.				
UCLA				
@ USC				
Wisconsin				
@ Iowa				

CAREER RECEIVING STATS

YEAR	G/S	REC.	YDS	Y/R	Y/G	TD
2020						
Covid Season						
2021*	3/0	2	14	7.0	4.7	0
2022	12/4	6	52	8.7	4.3	1
2023	12/7	5	51	10.2	4.3	0
2024	4/1	1	25	25.0	6.3	0
TOTAL	31/12	14	142	10.1	4.6	1

*Redshirt season

RUSHING: 1 att., 11 yds, 0 TDs

CAREER HIGHS

Receptions	2 twice
Receiving Yards	33 at Colorado (2023)
Receiving Touchdowns	1 vs. No. Dakota (2022)
Long Reception	25 vs. Colorado (2024)



JANIRAN BONNER #16

6-2 | 220 | SO. | WR
ELLENWOOD, GA.

CAREER HONORS

- Academic All-Big Ten (2023)
- 2-Time Nebraska Scholar-Athlete Honor Roll

CAREER NOTES

- Switched from tight end to fullback prior to 2023 and then from fullback to wide receiver prior to 2024

SEASON HIGHLIGHTS

- Has played in every game with two starts
- Started against UTEP and set career highs with three catches, 26 receiving yards and a career-long 14-yard reception
- Had a five-yard reception against Northern Iowa
- Caught a one-yard touchdown pass against Illinois for his first career touchdown catch

GAME-BY-GAME

OPPONENT	ATT.	YDS	TD	LONG
UTEP	3	26	0	14
Colorado	0	0	0	-
Northern Iowa	1	5	0	5
Illinois	1	1	0	1
@ Purdue				
Rutgers				
@ Indiana				
@ Ohio St.				
UCLA				
@ USC				
Wisconsin				
@ Iowa				

CAREER RECEIVING STATS

YEAR	G/S	REC.	YDS	Y/R	Y/G	TD
2022						
Redshirt						
2023	12/3	1	5	5.0	0.4	0
2024	4/2	5	32	6.4	8.0	1
TOTAL	16/5	6	37	6.2	2.3	1

RUSHING: 5 att., 9 yds, 1 TD

CAREER HIGHS

Receptions	3 vs. UTEP (2024)
Receiving Yards	26 vs. UTEP (2024)
Receiving Touchdowns	1 vs. Illinois (2024)
Long Reception	14 vs. UTEP (2024)



DEREK BRANCH #24

5-11 | 195 | JR. | DB
LINCOLN, NEB.

CAREER HONORS

- 2-Time Academic All-Big Ten
- 5-Time Nebraska Scholar-Athlete Honor Roll

SEASON HIGHLIGHTS

- Has played in three games and set career highs with three tackles and 0.5 TFLs
- Played in the second game of his career against UTEP, recording his second career tackle
- Made a career-high two tackles against Northern Iowa, including a half tackle for loss for his first career TFL

GAME-BY-GAME

OPPONENT	UT-AT-TT	TFL-YD	PBU	INT
UTEP	1-0-1	0.0-0	0	0
Colorado	-Did Not Play-			
Northern Iowa	0-2-2	0.5-1	0	0
Illinois	0-0-0	0.0-0	0	0
@ Purdue				
Rutgers				
@ Indiana				
@ Ohio St.				
UCLA				
@ USC				
Wisconsin				
@ Iowa				

CAREER TACKLE STATS

YEAR	G/S	UT	AT	TT	TFL-YD	SCK-YD
2021	Redshirt					
2022	Did Not Play					
2023	1/0	1	0	1	0.0-0	0.0-0
2024	3/0	1	2	3	0.5-1	0.0-0
TOTAL	4/0	2	2	4	0.5-1	0.0-0

CAREER MISCELLANEOUS STATS

YEAR	FF	FR	PBU	INT	QBH	BLK
2021	0	0	0	0	0	0
2022	0	0	0	0	0	0
2023	0	0	0	0	0	0
2024	0	0	0	0	0	0
TOTAL	0	0	0	0	0	0

CAREER HIGHS

Tackles	2 vs. UNI (2024)
TFLs	0.5 vs. UNI (2024)
Sacks	none
Breakups	none
Interceptions	none



MARQUES BUFORD JR. #3

5-11 | 190 | JR. | DB
CHICAGO, ILL.

CAREER HONORS

- 2-Time Academic All-Big Ten
- 5-Time Nebraska Scholar-Athlete Honor Roll

PERSONAL NOTES

- His brother, Mario, is a freshman defensive back for the Huskers

CAREER NOTES

- Suffered a major knee injury in November of 2022 that kept him out for nearly one year
- Began his career at safety before moving to cornerback this season

CAREER SUPERLATIVES

- Double-Digit Tackle Games: 1

SEASON HIGHLIGHTS

- One of 10 Huskers to earn a single-digit number as one of the team's "toughest" players
- Has started every game at cornerback
- Is tied for the team lead with two pass breakups
- Had three tackles and one pass breakup against UTEP
- Made three solo tackles against Colorado
- Had four tackles and broke up a pass against Northern Iowa
- Totaled three tackles against Illinois

GAME-BY-GAME

OPPONENT	UT-AT-TT	TFL-YD	PBU	INT
UTEP	1-2-3	0.0-0	1	0
Colorado	3-0-3	0.0-0	0	0
Northern Iowa	2-2-4	0.0-0	1	0
Illinois	2-1-3	0.0-0	0	0
@ Purdue				
Rutgers				
@ Indiana				
@ Ohio St.				
UCLA				
@ USC				
Wisconsin				
@ Iowa				

CAREER TACKLE STATS

YEAR	G/S	UT	AT	TT	TFL-YD	SCK-YD
2021	12/0	1	2	3	0.0-0	0.0-0
2022	11/11	36	23	59	2.5-3	0.0-0
2023*	4/2	15	3	18	3.0-14	1.0-11
2024	4/4	8	5	13	0.0-0	0.0-0
TOTAL	31/17	60	33	93	5.5-17	1.0-11

*Redshirt season

CAREER MISCELLANEOUS STATS

YEAR	FF	FR	PBU	INT	QBH	BLK
2021	0	0	0	0	0	0
2022	1	0	3	2	1	0
2023	0	0	0	0	0	0
2024	0	0	2	0	0	0
TOTAL	1	0	5	2	1	0

*Redshirt season

CAREER HIGHS

Tackles	10 at Wisconsin (2023)
TFLs	1.5 twice
Sacks	1.0 vs. Maryland (2023)
Breakups	1 five times
Interceptions	2 vs. Georgia Southern (2022)



ALEX BULLOCK #84

6-2 | 205 | JR. | WR
OMAHA, NEB.

CAREER HONORS

- 2-Time Academic All-Big Ten (2022)
- 5-Time Nebraska Scholar-Athlete Honor Roll

CAREER NOTES

- Former walk-on who was placed on scholarship during the fall of 2023

PERSONAL NOTES

- His brother John is a Husker wide receiver who also went from walk-on to scholarship player
- He and his brother both started at Colorado in 2023, marking the first time since 1987 that Nebraska had brothers start the same game on different sides of the ball

SEASON HIGHLIGHTS

- Has played in every game
- Had a 12-yard reception against UTEP

GAME-BY-GAME

OPPONENT	REC.	YDS	TD	LONG
UTEP	1	12	0	12
Colorado	0	0	0	-
Northern Iowa	0	0	0	-
Illinois	0	0	0	-
@ Purdue				
Rutgers				
@ Indiana				
@ Ohio St.				
UCLA				
@ USC				
Wisconsin				
@ Iowa				

CAREER RECEIVING STATS

YEAR	G/S	REC.	YDS	Y/R	Y/G	TD
2021						
						Redshirt
2022	2/0	0	0	0.0	0.0	0
2023	12/8	15	221	14.7	18.4	1
2024	4/0	1	12	12.0	3.0	0
TOTAL	18/8	16	233	14.6	12.9	1

KICK RETURNS: 1 ret., 22 yds, 0 TDs

PUNT RETURNS: 2 ret., 0 yds, 0 TDs

CAREER HIGHS

Receptions	3 twice
Receiving Yards	56 at Minnesota (2023)
Receiving Touchdowns	1 at Minnesota (2023)
Long Reception	34 at Minnesota [TD] (2023)



JOHN BULLOCK #5

6-0 | 230 | SR. | LB
OMAHA, NEB.

CAREER HONORS

- 5-Time Nebraska Scholar-Athlete Honor Roll

CAREER NOTES

- Former walk-on who was placed on scholarship in the 2023 spring season

PERSONAL NOTES

- His brother Alex is a Husker wide receiver who also went from walk-on to scholarship player
- He and his brother both started at Colorado in 2023, marking the first time since 1987 that Nebraska had brothers start the same game on different sides of the ball
- Earned his degree in psychology

SEASON HIGHLIGHTS

- One of 10 Huskers to earn a single-digit number as one of the team's "toughest" players
- Has started every game and leads the team with 25 tackles
- Also leads Nebraska with 4.0 tackles for loss and three pass breakups and is tied for the team lead with 2.0 sacks
- Made two tackles against UTEP
- Had five tackles, a career-high 2.0 TFLs, one pass breakup and one hurry against Colorado
- Had a career-high nine tackles against Northern Iowa with a sack and a pass breakup
- Made nine tackles again the next game against Illinois with a two-yard sack and a pass breakup
- Also forced a fumble against the Illini that resulted in a takeaway that led to a Husker touchdown

GAME-BY-GAME

OPPONENT	UT-AT-TT	TFL-YD	SACK-YD
UTEP	0-2-2	0.0-0	0.0-0
Colorado	4-1-5	2.0-5	0.0-0
Northern Iowa	2-7-9	1.0-1	1.0-1
Illinois	6-3-9	1.0-2	1.0-2
@ Purdue			
Rutgers			
@ Indiana			
@ Ohio St.			
UCLA			
@ USC			
Wisconsin			
@ Iowa			

CAREER TACKLE STATS

YEAR	G/S	UT	AT	TT	TFL-YD	SCK-YD
2019						
						Redshirt
2020						Did Not Play
2021	12/0	2	3	5	0.0-0	0.0-0
2022	10/0	1	0	1	0.0-0	0.0-0
2023	12/10	27	23	50	2.5-9	1.5-7
2024	4/4	12	13	25	4.0-8	2.0-3
TOTAL	38/14	42	39	81	6.5-17	3.5-10

CAREER MISCELLANEOUS STATS

YEAR	FF	FR	PBU	INT	QBH	BLK
2020	0	0	0	0	0	0
2021	0	0	0	0	0	0
2022	0	0	0	0	0	0
2023	1	0	2	0	1	0
2024	1	0	3	0	2	0
TOTAL	2	0	5	0	3	0

CAREER HIGHS

Tackles	9 twice
TFLs	2.0 vs. Colorado (2024)
Sacks	1.0 three times
Breakups	1 five times



BRIAN BUSCHINI #13

6-1 | 225 | SR. | P
HELENA, MONT.

CAREER HONORS

- FCS Punter of the Year (2021 at Montana)
- FCS First-Team All-American (2021 at Montana)
- First-Team All-Big Sky (2021 at Montana)
- Campbell Trophy Semifinalist (2023)
- Academic All-Big Ten (2023)
- 5-Time Nebraska Scholar-Athlete Honor Roll

2024 WATCH LIST

- Ray Guy Award

PERSONAL NOTES

- Married his wife Kellie in 2021
- Is NU's fourth all-time letterwinner from Montana
- Earned his bachelor's degree in criminal justice and his master's degree on engineering and management

CAREER NOTES

- Spent three seasons at Montana (2019-21), where he was the 2021 FCS Punter of the Year
- Ranked 3rd in the FCS in punting average in 2021 with a school-record average of 46.0
- His 44.0-yard average in 2022 was the eighth-highest average in Nebraska history

SEASON HIGHLIGHTS

- Has started every game at punter and is averaging 50.2 yards per punt with four his 10 punts inside the opponent's 20-yard line
- Averaged 48.5 yards on two punts against UTEP
- Averaged 50.8 yards on five punts vs. Colorado
- Averaged 50.3 yards on three punts against Illinois
- Has also kicked off 12 times with five touchbacks

GAME-BY-GAME

OPPONENT	NO.	AVG	I20	LONG
UTEP	2	48.5	1	53
Colorado	5	50.8	3	60
Northern Iowa	0	0.0	0	-
Illinois	3	50.3	0	53
@ Purdue				
Rutgers				
@ Indiana				
@ Ohio St.				
UCLA				
@ USC				
Wisconsin				
@ Iowa				

CAREER PUNTING STATS

YEAR	NO.	AVG	LG	TB	I20	50+	BLK
2019*	Redshirt						
2020*	6	43.3	52	0	5	5	0
2021*	69	46.0	62	4	30	28	0
2022	68	44.0	74	6	14	16	0
2023	57	40.7	60	1	20	7	0
2024	10	50.2	60	0	4	4	0
TOTAL	210	44.1	74	11	73	60	0

*at FCS Montana (2020 played in spring of 2021)

KICKOFFS: 116 att., 44 touchbacks

CAREER HIGHS

Punts	8 vs. Indiana (2022)
Average	55.5 vs. Minnesota (2022)
Inside 20	5 vs. Louisiana Tech (2023)
50-Yard Punts	5 vs. Minnesota (2022)
Long Punt	74 vs. Wisconsin (2022)



JIMARI BUTLER #1

6-5 | 245 | JR. | DL
MOBILE, ALA.

CAREER HONORS

- Honorable-Mention All-Big Ten (2023)
- 3-Time Nebraska Scholar-Athlete Honor Roll

CAREER NOTES

- Played only one season of high school football - his senior year - after focusing on basketball beginning in the seventh grade

SEASON HIGHLIGHTS

- One of 10 Huskers to earn a single-digit number as one of the team's "toughest" players
- Has started every game and has six tackles, 1.0 TFL, 1.0 sack and one fumble recovery
- Had one tackle against UTEP
- Posted two tackles against Colorado with a fumble recovery, a two-yard sack and two quarterback hurries
- Missed the Northern Iowa game
- Returned with three tackles and a quarterback hurry against Illinois

BUTLER GAME-BY-GAME

OPPONENT	UT-AT-TT	TFL-YD	SACK-YD
UTEP	1-0-1	0.0-0	0.0-0
Colorado	1-1-2	1.0-2	1.0-2
Northern Iowa	-Did Not Play-		
Illinois	1-2-3	0.0-0	0.0-0
@ Purdue			
Rutgers			
@ Indiana			
@ Ohio St.			
UCLA			
@ USC			
Wisconsin			
@ Iowa			

CAREER TACKLE STATS

YEAR	G/S	UT	AT	TT	TFL-YD	SCK-YD
2020	Covid Season					
2021*	2/0	0	0	0	0.0-0	0.0-0
2022	12/0	5	4	9	1.5-1	0.0-0
2023	11/6	17	17	34	8.5-52	5.5-40
2024	3/3	3	3	6	1.0-2	1.0-2
TOTAL	28/9	25	24	49	11.0-55	6.5-42

*Redshirt season

CAREER MISCELLANEOUS STATS

YEAR	FF	FR	PBU	INT	QBH	BLK
2020	0	0	0	0	0	0
2021*	0	0	0	0	0	0
2022	0	0	1	0	0	0
2023	1	0	2	0	1	0
2024	1	0	0	0	3	0
TOTAL	2	0	3	0	4	0

*Redshirt season

CAREER HIGHS

Tackles	6 vs. Northwestern (2023)
TFLs	1.5 three times
Sacks	1.0 five times
Breakups	1 three times



TURNER CORCORAN #69

6-6 | 310 | SR. | OL
LAWRENCE, KAN.

CAREER HONORS

- Big Ten Distinguished Scholar (2024)
- 2-Time Academic All-Big Ten
- 6-Time Nebraska Scholar-Athlete Honor Roll

PERSONAL NOTES

- Earned his degree in criminal justice

CAREER NOTES

- Started the 2020 season finale at Rutgers at left tackle, becoming the first Husker true freshman to ever start a game at left tackle
- Became just the sixth true freshman offensive lineman to start a game in Nebraska history
- Played in three games total in 2020, becoming the 15th true freshman offensive lineman to play in a game in Nebraska history

SEASON HIGHLIGHTS

- Has started every game at left tackle
- Returned from a 2023 season-ending injury to start at left tackle against UTEP
- Started against Illinois but suffered an injury in the first quarter and missed the rest of the game

CAREER STATS

- **Games:** 38
(3 in 2020; 12 in 2021; 12 in 2022; 7 in 2023; 4 in 2024)
- **Starts:** 35
(1 in 2020; 11 in 2021; 12 in 2022; 7 in 2023; 4 in 2024)



JUSTIN EVANS #51

6-1 | 315 | SO. | OL
EAST ORANGE, N.J.

CAREER HONORS

- Academic All-Big Ten (2023)
- 2-Time Nebraska Scholar-Athlete Honor Roll

SEASON HIGHLIGHTS

- Has started every game at left guard

CAREER STATS

- **Games:** 15 (12 in 2023; 3 in 2024)
- **Starts:** 8 (5 in 2023; 3 in 2024)



DANTE DOWDELL #23

6-2 | 225 | SO. | RB
PICAYUNE, MISS.

CAREER HONORS

- Nebraska Scholar-Athlete Honor Roll (Spring 2024)

CAREER NOTES

- Spent his freshman season at Oregon in 2023, rushing 17 times for 90 yards and one TD

SEASON HIGHLIGHTS

- Has played in every game with two starts
- Leads Nebraska with 51 carries, 256 rushing yards and three touchdowns, all of which are career highs
- Had eight carries for 55 yards and one touchdown in his debut against UTEP, matching his then-career highs in carries, yards and TDs
- Set a then-career highs with 17 carries for a career-high 74 rushing yards and two rushing touchdowns against Colorado, leading the Huskers in each of those categories
- Led NU with six carries and 55 rushing yards against Northern Iowa, including a career-long 38-yard rush
- Had a career-high 20 carries for 72 yards against Illinois
- Also caught the first two catches of his career against Illinois, totaling 10 yards

GAME-BY-GAME

OPPONENT	ATT.	YDS	TD	LONG
UTEP	8	55	1	12
Colorado	17	74	2	14
Northern Iowa	6	55	0	38
Illinois	20	72	0	14
@ Purdue				
Rutgers				
@ Indiana				
@ Ohio St.				
UCLA				
@ USC				
Wisconsin				
@ Iowa				

CAREER RUSHING STATS

YEAR	G/S	ATT.	NET	Y/A	Y/G	TD
2023*	6/0	17	90	5.3	15.0	1
2024	4/2	51	256	5.0	64.0	3
TOTAL	10/2	68	346	5.1	34.6	4

*at Oregon

RECEIVING: 2 rec., 10 yds, 0 TDs

CAREER HIGHS

Attempts	20 vs. Illinois (2024)
Yards	74 vs. Colorado (2024)
Touchdowns	2 vs. Colorado (2024)
Long Rush	38 vs. UNI (2024)



GABE ERVIN JR. #22

6-0 | 220 | JR. | RB
BUFORD, GA.

CAREER HONORS

- 2-Time Nebraska Scholar-Athlete Honor Roll

CAREER NOTES

- Started as a true freshman before suffering a season-ending knee injury
- Started the 2021 season opener at Illinois, becoming the first Nebraska true freshman running back to start a season opener in the modern era

CAREER SUPERLATIVES

- Games with Multiple Rushing Touchdowns: 2

SEASON HIGHLIGHTS

- Has played in three games, rushing 11 times for 34 yards and two touchdowns
- Ranks 2nd on the team with two rushing touchdowns
- Had six carries for 24 yards against UTEP and tied his career high with two touchdowns
- Carried twice for six yards against Colorado
- Had three carries for three yards against UNI

GAME-BY-GAME

OPPONENT	ATT.	YDS	TD	LONG
UTEP	6	24	2	11
Colorado	2	6	0	5
Northern Iowa	3	3	0	4
Illinois	-Did Not Play-			
@ Purdue				
Rutgers				
@ Indiana				
@ Ohio St.				
UCLA				
@ USC				
Wisconsin				
@ Iowa				

CAREER RUSHING STATS


YEAR	G/S	ATT.	NET	Y/A	Y/G	TD
2021*	4/2	37	124	3.4	31.0	2
2022	8/0	20	94	4.7	11.8	0
2023	3/2	38	196	5.2	65.3	1
2024	3/0	11	34	3.1	11.3	2
TOTAL	18/4	106	448	4.3	24.8	5

*Redshirt season

RECEIVING: 5 rec., 34 yds, 0 TDs

CAREER HIGHS

Attempts	17 at Colorado (2023)
Yards	74 at Colorado (2023)
Touchdowns	2 twice
Long Rush	27 at Minnesota (2023)
Receptions	2 twice
Receiving Yards	20 vs. No. Illinois (2023)
Receiving Touchdowns	none
Long Reception	12 vs. No. Illinois (2023)



THOMAS FIDONE II #24

6-6 | 255 | JR. | TE
COUNCIL BLUFFS, IOWA

CAREER HONORS

- 2-Time Academic All-Big Ten
- 7-Time Nebraska Scholar-Athlete Honor Roll

2024 WATCH LISTS

- Mackey Award
- Senior Bowl

CAREER NOTES

- Has suffered two major knee injuries which limited his availability in his first two seasons at Nebraska after he was the nation's No. 1 tight end in the 2021 recruiting class

SEASON HIGHLIGHTS

- Has started every game at tight end and recorded eight catches for 73 yards
- Had three catches against UTEP
- Made a 13-yard reception against Colorado
- Had two receptions for 13 yards against UNI
- Had a career-high 46 receiving yards on two catches against Illinois, including tying his career-long reception (29 yards)

GAME-BY-GAME

OPPONENT	REC.	YDS	TD	LONG
UTEP	3	1	0	2
Colorado	1	13	0	13
Northern Iowa	2	13	0	7
Illinois	2	46	0	29
@ Purdue				
Rutgers				
@ Indiana				
@ Ohio St.				
UCLA				
@ USC				
Wisconsin				
@ Iowa				

CAREER RECEIVING STATS

YEAR	G/S	REC.	YDS	Y/R	Y/G	TD
2021*	1/0	0	0	0.0	0.0	0
2022	Did Not Play					
2023	12/8	25	260	10.4	21.7	4
2024	4/4	8	73	9.1	18.3	0
TOTAL	17/12	33	333	10.1	19.6	4

*Redshirt season

CAREER HIGHS

Receptions	4 vs. Northern Illinois (2023)
Receiving Yards	46 vs. Illinois (2024)
Receiving Touchdowns	1 four times
Long Reception	29 twice



ISAIAH GARCIA-CASTANEDA #13

6-1 | 200 | SR. | WR
TWENTYNINE PALMS, CALIF.

CAREER HONORS

- Academic All-Big Ten (2023)
- 2-Time Nebraska Scholar-Athlete Honor Roll

PERSONAL NOTES

- Earned his degree in child, youth and family studies

CAREER NOTES

- New Mexico State transfer in his third year at NU
- Played in 12 games with six starts for the Aggies (2020-21), totaling 42 catches for 639 yards and four touchdowns

CAREER SUPERLATIVES

- 100-Yard Receiving Games: 2
- Games with 2+ TD Catches: 1

SEASON HIGHLIGHTS

- Has played in every game and leads Nebraska with six punt returns for 43 yards
- Returned the first three punts of his career against UTEP for 25 yards
- Had two punt returns for 16 yards vs. Colorado

PUNT RETURN GAME-BY-GAME

OPPONENT	RET.	YDS	TD	LONG
UTEP	3	25	0	13
Colorado	2	16	0	12
Northern Iowa	1	2	0	2
Illinois	0	0	0	-
@ Purdue				
Rutgers				
@ Indiana				
@ Ohio St.				
UCLA				
@ USC				
Wisconsin				
@ Iowa				

CAREER RECEIVING STATS

YEAR	G/S	REC.	YDS	Y/R	Y/G	TD
2020*	2/0	5	61	12.2	30.5	0
2021*	10/6	37	578	15.6	57.8	4
2022	4/0	5	120	24.2	30.3	1
2023	1/0	1	7	7.0	7.0	0
2024	4/0	0	0	0.0	0.0	0
TOTAL	21/6	48	767	16.0	36.5	5

*at New Mexico State

Note: 2020 season played in the spring of 2021

PUNT RETURNS: 6 ret. 43 yds, 0 TDs
KICKOFF RETURNS: 3 ret. 31 yds, 0 TDs
RUSHING: 1 att., 6 yds, 0 TDs
PASSING: 1-for-2, 11 yards, 1 TD

CAREER HIGHS

Receptions	7 at San Jose St. (2021)*
Receiving Yards	120 vs. Northwestern (2022)
Receiving Touchdowns	2 at San Jose St. (2021)*
Long Reception	75 [TD] at New Mexico (2021)*
Punt Returns	3 vs. UTEP (2024)
Punt Return Yards	25 vs. UTEP (2024)
Long Punt Return	13 vs. UTEP (2024)

*New Mexico State



MIKAI GBAYOR #42

6-2 | 230 | JR. | LB
IRVINGTON, N.J.

CAREER HONORS

- Academic All-Big Ten (2023)
- 4-Time Nebraska Scholar-Athlete Honor Roll

SEASON HIGHLIGHTS

- Has played in every game with three starts, missing a start against Northern Iowa due to a first-half targeting suspension
- Ranks 3rd on the team with 21 tackles and 2.5 TFLs
- Tied for the team lead and matched his career high with six tackles against Colorado
- Also added his first career pass breakup and a two-yard tackle for loss against the Buffs
- Played only the second half against Northern Iowa and recorded four tackles
- Returned to the starting lineup and tied his career high with six tackles against Illinois

GAME-BY-GAME

OPPONENT	UT-AT-TT	TFL-YD	SACK-YD
UTEP	2-3-5	1.5-2	0.0-0
Colorado	3-3-6	1.0-2	0.0-0
Northern Iowa	0-4-4	0.0-0	0.0-0
Illinois	3-3-6	0.0-0	0.0-0
@ Purdue			
Rutgers			
@ Indiana			
@ Ohio St.			
UCLA			
@ USC			
Wisconsin			
@ Iowa			

CAREER TACKLE STATS

YEAR	G/S	UT	AT	TT	TFL-YD	SCK-YD
2021	Redshirt					
2022	Did Not Play					
2023	12/4	11	13	24	3.0-17	0.5-3
2024	4/3	8	13	21	2.5-4	0.0-0
TOTAL	16/7	19	26	45	5.5-21	0.5-3

CAREER MISCELLANEOUS STATS

YEAR	FF	FR	PBU	INT	QBH	BLK
2021	Redshirt					
2022	Did Not Play					
2023	0	0	0	0	1	0
2024	0	0	1	0	1	0
TOTAL	0	0	1	0	2	0

CAREER HIGHS

Tackles	6 three times
TFLs	1.5 vs. UTEP (2024)
Sacks	0.5 at Michigan St. (2023)
Breakups	1 vs. Colorado (2024)



ISAAC GIFFORD

#2

6-1 | 205 | SR. | DB
LINCOLN, NEB.

CAREER HONORS

- Honorable-Mention All-Big Ten (2023)
- 3-Time Academic All-Big Ten
- 9-Time Nebraska Scholar-Athlete Honor Roll

2024 WATCH LIST

- Wuerffel Trophy

PERSONAL NOTES

- His brother Luke was a Husker linebacker (2014-18) who currently plays for the Tennessee Titans
- Earned his degree in management

CAREER SUPERLATIVES

- Double-Digit Tackle Games: 4

SEASON HIGHLIGHTS

- One of 10 Huskers to earn a single-digit number as one of the team's "toughest" players
- Has started every game at rover
- Ranks 2nd on the team with 22 tackles and has added 1.5 tackles for loss
- Had one tackle against UTEP
- Tied for the team lead with six tackles vs. Colorado
- Led Nebraska with 10 tackles against Northern Iowa, his fourth career game with double-digit tackles
- Added 1.5 TFLs against the Panthers
- Totaled five tackles against Illinois

GAME-BY-GAME

OPPONENT	UT-AT-TT	TFL-YD	PBU	INT
UTEP	0-1-1	0.0-0	0	0
Colorado	2-4-6	0.0-0	0	0
Northern Iowa	4-6-10	1.5-2	0	0
Illinois	2-3-5	0.0-0	0	0
@ Purdue				
Rutgers				
@ Indiana				
@ Ohio St.				
UCLA				
@ USC				
Wisconsin				
@ Iowa				

CAREER TACKLE STATS							
YEAR	G/S	UT	AT	TT	TFL-YD	SCK-YD	
2020	8/0	2	2	4	0.0-0	0.0-0	
2021	12/0	4	3	7	0.0-0	0.0-0	
2022	12/10	43	27	70	5.0-18	1.0-7	
2023	12/12	44	42	86	6.5-17	0.5-1	
2024	4/4	8	14	22	1.5-2	0.0-0	
TOTAL	48/26	101	88	189	13.0-37	1.5-8	

CAREER MISCELLANEOUS STATS							
YEAR	FF	FR	PBU	INT	QBH	BLK	
2020	0	0	0	0	0	0	
2021	0	0	1	0	0	0	
2022	0	0	3	0	2	0	
2023	0	0	8	1	0	0	
2024	0	0	0	0	0	0	
TOTAL	0	0	12	1	2	0	

CAREER HIGHS	
Tackles	11 twice
TFLs	2.0 twice
Sacks	1.0 vs. Illinois (2022)
Breakups	3 at Illinois (2023)
Interceptions	1 vs. La. Tech (2023)



AIDAN FLEGE

#94

6-2 | 215 | JR. | LS
LINCOLN, NEB.

CAREER NOTES

- Spent two seasons at Iowa Western CC in 2021 and 2022
- Was a student at Nebraska in 2023 but did not join the football team until prior to the 2024 season

SEASON HIGHLIGHTS

- Made his Husker debut by handling long-snapping duties for field goals and PATs against Northern Iowa
- Was the snapper on the field goal and PAT units against Northern Iowa and Illinois

CAREER STATS

- **Games:** 3 (3 in 2024)



HEINRICH HAABERG

#10

6-5 | 225 | JR. | QB
KEARNEY, NEB.

CAREER HONORS

- 2-Time Academic All-Big Ten
- 4-Time Nebraska Scholar-Athlete Honor Roll

PERSONAL NOTES

- His father, Rod, was a walk-on fullback at Nebraska in the early 1990s
- Earned his degree in finance

SEASON HIGHLIGHTS

- Has played in three games
- Saw action as the No. 2 quarterback against UTEP, completing all five of his passes for 35 yards while rushing for eight yards
- Completed 3-of-3 passes for 34 yards against Northern Iowa while also rushing three times for seven yards and catching an eight-yard pass

GAME-BY-GAME

OPPONENT	COMP-ATT	YDS	TD	INT
UTEP	5-5	35	0	0
Colorado	-Did Not Play-			
Northern Iowa	3-3	34	0	0
Illinois	0-0	0	0	0
@ Purdue				
Rutgers				
@ Indiana				
@ Ohio St.				
UCLA				
@ USC				
Wisconsin				
@ Iowa				

CAREER PASSING STATS							
YEAR	G/S	COMP-ATT	PCT	YDS	TD	INT	
2021							Redshirt
2022							Did Not Play
2023	10/8	77-157	49.0	967	7	7	
2024	3/0	8-8	100.0	69	0	0	
TOTAL	13/8	85-165	50.6	1,036	7	7	

RECEIVING: 3 rec., 20 yds, 0 TDs
TOTAL OFFENSE: 290 att., 1,518 yds, 12 TDs

CAREER RUSHING STATS							
YEAR	G/S	ATT.	NET	Y/A	Y/G	TD	
2021							Redshirt
2022							Did Not Play
2023	10/8	120	477	4.0	47.7	5	
2024	3/0	5	15	3.0	5.0	0	
TOTAL	13/8	125	492	3.9	37.8	5	

CAREER PASSING HIGHS	
Attempts	28 at Michigan St. (2023)
Completions	14 twice
Yards	199 vs. Michigan (2023)
Touchdowns	2 twice
Long Pass	73 [TD] vs. Purdue (2023)

CAREER RUSHING HIGHS	
Attempts	21 vs. Northern Illinois (2023)
Yards	157 vs. Louisiana Tech (2023)
Touchdowns	1 five times
Long Rush	72 [TD] vs. La. Tech (2023)



MALCOLM HARTZOG JR. #7

5-9 | 180 | JR. | DB
SILVER CREEK, MISS.

CAREER HONORS

- B1G Freshman of the Week (10/3/22)
- Academic All-Big Ten (2023)
- 2-Time Nebraska Scholar-Athlete Honor Roll

PERSONAL NOTES

- Was the first Mississippi native to sign with Nebraska out of high school since 2004

TOP-25 FBS RANKINGS

- Interceptions: 8th (2)

CAREER NOTES

- Switched from cornerback to safety this season

SEASON HIGHLIGHTS

- One of 10 Huskers to earn a single-digit number as one of the team's "toughest" players
- Has started every game and totaled 14 tackles while leading the team with two interceptions
- Tied for the team lead with five tackles vs. UTEP and had an interception
- Had three tackles and a breakup vs. Colorado
- Had two tackles and an interception against UNI
- Totaled four tackles against Illinois

GAME-BY-GAME

OPPONENT	UT-AT-TT	TFL-YD	PBU	INT
UTEP	5-0-5	0.0-0	0	1
Colorado	2-1-3	0.0-0	1	0
Northern Iowa	0-2-2	0.0-0	0	1
Illinois	2-2-4	0.0-0	0	0
@ Purdue				
Rutgers				
@ Indiana				
@ Ohio St.				
UCLA				
@ USC				
Wisconsin				
@ Iowa				

CAREER TACKLE STATS

YEAR	G/S	UT	AT	TT	TFL-YD	SCK-YD
2022	12/8	12	10	22	1.0-2	0.0-0
2023	12/10	26	14	40	1.5-3	0.0-0
2024	4/4	9	5	14	0.0-0	0.0-0
TOTAL	28/22	47	29	76	2.5-5	0.0-0

CAREER MISCELLANEOUS STATS

YEAR	FF	FR	PBU	INT	QBH	BLK
2022	0	0	2	3	0	0
2023	0	0	6	0	0	0
2024	0	0	1	2	0	0
TOTAL	0	0	9	5	0	0

CAREER HIGHS

Tackles	6 at Colorado (2023)
TFLs	1.0 twice
Sacks	none
Breakups	1 nine times
Interceptions	1 five times
Punt Return TD	1 vs. Indiana [blocked] (2022)



TOMMI HILL #6

6-0 | 205 | SR. | DB
ORLANDO, FLA.

CAREER HONORS

- Honorable-Mention All-Big Ten (2023)
- Nebraska Scholar-Athlete Honor Roll (Spring 2023)

2024 WATCH LIST

- Senior Bowl

CAREER NOTES

- Spent his freshman year (2021) at Arizona State
- Started the first five games of Nebraska's 2022 season at cornerback before switching to wide receiver
- Switched back to defensive back in 2023

SEASON HIGHLIGHTS

- One of 10 Huskers to earn a single-digit number as one of the team's "toughest" players
- Has started every game at cornerback, recording 12 tackles and one interception
- Had one tackle against UTEP
- Made six tackles against Colorado and added a seven-yard interception return for a touchdown
- His pick-six was the first for Nebraska since the 2019 season
- Totaled five tackles against Northern Iowa
- Made two tackles against Illinois but suffered an injury in the first half and did not return

GAME-BY-GAME

OPPONENT	UT-AT-TT	TFL-YD	PBU	INT
UTEP	0-1-1	0.0-0	0	0
Colorado	4-2-6	0.0-0	0	1
Northern Iowa	2-3-5	0.0-0	0	0
Illinois	2-0-2	0.0-0	0	0
@ Purdue				
Rutgers				
@ Indiana				
@ Ohio St.				
UCLA				
@ USC				
Wisconsin				
@ Iowa				

CAREER TACKLE STATS

YEAR	G/S	UT	AT	TT	TFL-YD	SCK-YD
2021*	11/1	7	2	9	0.0-0	0.0-0
2022	11/5	10	7	17	0.0-0	0.0-0
2023	12/8	17	9	26	0.5-0	0.0-0
2024	4/4	8	6	14	0.0-0	0.0-0
TOTAL	38/18	42	24	66	0.5-0	0.0-0

*redshirt season

Note: Played WR in final 6 games of 2022

KICKOFF RETURNS: 22 att., 444 yds, 0 TD

CAREER MISCELLANEOUS STATS

YEAR	FF	FR	PBU	INT	QBH	BLK
2021*	0	0	0	0	0	0
2022	0	0	4	0	0	0
2023	0	1	9	4	0	0
2024	0	0	0	1	0	0
TOTAL	0	1	13	5	0	0

*redshirt season

CAREER HIGHS

Tackles	8 vs. Georgia Southern (2022)
TFLs	0.5 vs. Maryland (2023)
Sacks	none
Breakups	3 vs. Iowa (2023)
Interceptions	2 vs. Purdue (2023)



JOHN HOHL #90

6-0 | 180 | R-FR. | PK
LINCOLN, NEB.

CAREER HONORS

- Nebraska Scholar-Athlete Honor Roll (Spring 2024)

CAREER NOTES

- Transferred to Nebraska after spending one season and redshirting at Iowa Western in 2023
- His brother, Jacob, was a punter at Nebraska in 2022 and 2023

SEASON HIGHLIGHTS

- Has played in every game, going 1-of-2 on field goals and 4-of-4 on extra points with three touchbacks on 12 kickoffs
- Posted two touchbacks on seven kickoffs against UTEP while limiting the Miners to an average of just 16.0 yards on three kickoff returns
- Kicked off twice against Colorado and made one tackle
- Kicked off three times against Northern Iowa with one touchback while the two returns gained a total of only 10 yards
- Also attempted and made the first extra point of his Husker career against UNI
- Started at place-kicker against Illinois and made his first career field goal

CAREER STATS

YEAR	G/S	PAT	FG	PCT.	PTS	LG
2024	4/1	4-4	1-2	50.0	7	21

KICKOFFS: 12 att., 3 touchbacks



NASH HUTMACHER #0

6-4 | 310 | SR. | DL
OACOMA, S.D.

CAREER HONORS

- Honorable-Mention All-Big Ten (2023)
- 3-Time Academic All-Big Ten
- 9-Time Nebraska Scholar-Athlete Honor Roll

2024 WATCH LISTS

- Bednarik Award
- Senior Bowl

PERSONAL NOTES

- Earned his degree in management

CAREER NOTES

- Wrestled for Nebraska in 2023-24, finishing sixth at the Big Ten Championships and qualifying for the NCAA Championships as a heavyweight
- Was a four-time state champion wrestler with a 166-0 record at Chamberlain High School
- Won each of his final 73 matches by pin, the second-longest pin streak in the history of high school wrestling

SEASON HIGHLIGHTS

- One of 10 Huskers to earn a single-digit number as one of the team's "toughest" players
- Has started every game and recorded 10 tackles, 2.0 TFLs and 1.0 sack
- Had three tackles against UTEP, including a 1-yard tackle for loss
- Recorded three solo tackles against Colorado with an 11-yard sack
- Had four tackles against Illinois

GAME-BY-GAME

OPPONENT	UT-AT-TT	TFL-YD	SACK-YD
UTEP	1-2-3	1.0-1	0.0-0
Colorado	3-0-3	1.0-11	1.0-11
Northern Iowa	0-0-0	0.0-0	0.0-0
Illinois	2-2-4	0.0-0	0.0-0
@ Purdue			
Rutgers			
@ Indiana			
@ Ohio St.			
UCLA			
@ USC			
Wisconsin			
@ Iowa			

CAREER TACKLE STATS							
YEAR	G/S	UT	AT	TT	TFL-YD	SCK-YD	
2020*	1/0	0	0	0	0.0-0	0.0-0	
2021	11/0	0	0	0	0.0-0	0.0-0	
2022	12/2	5	10	15	0.5-1	0.0-0	
2023	12/12	14	26	40	8.0-37	4.5-30	
2024	4/4	6	4	10	2.0-12	1.0-11	
TOTAL	40/18	25	40	65	10.5-50	5.5-41	

*redshirt season

CAREER MISCELLANEOUS STATS							
YEAR	FF	FR	PBU	INT	QBH	BLK	
2020*	0	0	0	0	0	0	
2021	0	0	0	0	0	0	
2022	0	0	0	0	0	0	
2023	0	0	2	0	4	1	
2024	0	0	0	0	0	0	
TOTAL	0	0	2	0	4	1	

*redshirt season

CAREER HIGHS	
Tackles	7 vs. Northwestern (2023)
TFLs	2.5 twice
Sacks	2.5 vs. Northwestern (2023)
Breakups	1 twice
Blocked Field Goals	1 vs. Iowa (2023)



EMMETT JOHNSON #21

5-11 | 200 | SO. | RB
MINNEAPOLIS, MINN.

CAREER HONORS

- Academic All-Big Ten (2023)
- 3-Time Nebraska Scholar-Athlete Honor Roll

SEASON HIGHLIGHTS

- Has played in every game
- Ranks 2nd on the team with 124 rushing yards and 3rd with 13 carries
- Leads Nebraska's running backs with an average of 9.5 yards per carry
- Has also caught four passes for 48 yards
- Had eight carries for 71 yards against UTEP, including a career-long 42-yard carry
- Also had a five-yard catch against the Miners
- Had one carry for three yards against Colorado
- Totaled 93 yards from scrimmage vs. UNI
- Had four carries for 50 yards, including a 36-yard touchdown run
- Added three catches for 43 yards with a career-long 24-yard reception

GAME-BY-GAME

OPPONENT	ATT.	YDS	TD	LONG
UTEP	8	71	0	42
Colorado	1	3	0	3
Northern Iowa	4	50	1	36
Illinois	0	0	0	-
@ Purdue				
Rutgers				
@ Indiana				
@ Ohio St.				
UCLA				
@ USC				
Wisconsin				
@ Iowa				

CAREER RUSHING STATS						
YEAR	G/S	ATT.	NET	Y/A	Y/G	TD
2022*	4/0	0	0	0.0	0.0	0
2023	12/6	90	411	4.6	34.3	2
2024	4/0	13	124	9.5	31.0	1
TOTAL	20/6	103	535	5.2	26.8	3

*redshirt season

RECEIVING: 11 rec., 96 yds, 0 TDs
KICKOFF RETURNS: 1 ret., 15 yds, 0 TDs

CAREER HIGHS	
Rushing Attempts	17 vs. Maryland (2023)
Rushing Yards	84 vs. Maryland (2023)
Rushing TDs	1 three times
Long Rush	42 vs. UTEP (2024)
Receptions	3 twice
Receiving Yards	43 vs. UNI (2024)
Receiving TDs	none
Long Reception	24 vs. UNI (2024)



RAHMIR JOHNSON #14

**5-10 | 200 | SR. | RB
HARLEM (NYC), N.Y.**

CAREER HONORS

- 4-Time Nebraska Scholar-Athlete Honor Roll

PERSONAL NOTES

- Earned his degree in advertising and public relations

CAREER SUPERLATIVES

- Games with Multiple Rushing Touchdowns: 2
- 100-Yard Receiving Games: 1

SEASON HIGHLIGHTS

- Has played in every game with two starts
- Ranks 2nd on the team with 26 carries and 3rd with 104 rushing yards
- Has also caught 12 passes for 91 yards and one touchdown
- Had 11 carries for 50 yards against UTEP
- Rushed nine times for 33 yards against Colorado and led Nebraska with eight catches and 49 receiving yards
- Totaled 82 yards from scrimmage against the Buffs and had an 18-yard touchdown reception
- Had four yards rushing and two catches for 28 yards against Northern Iowa
- Rushed four times for 17 yards against Illinois with two catches for 14 yards

GAME-BY-GAME

OPPONENT	ATT.	YDS	TD	LONG
UTEP	11	50	0	13
Colorado	9	33	0	11
Northern Iowa	2	4	0	2
Illinois	4	17	0	9
@ Purdue				
Rutgers				
@ Indiana				
@ Ohio St.				
UCLA				
@ USC				
Wisconsin				
@ Iowa				

CAREER RUSHING STATS

YEAR	G/S	ATT.	NET	Y/A	Y/G	TD
2019*	4/0	21	64	3.0	16.3	1
2020	6/0	8	30	3.8	5.0	1
2021	10/7	112	495	4.4	49.5	4
2022	10/0	19	85	4.5	8.5	0
2023	3/1	12	65	5.4	21.7	0
2024	4/2	26	104	4.0	27.3	0
TOTAL	37/10	198	839	4.2	22.7	6

*redshirt season

KICKOFF RETURNS: 9 ret., 194 yds, 0 TD

CAREER RECEIVING STATS

YEAR	G/S	REC.	YDS	Y/R	Y/G	TD
2019*	4/0	1	12	12.0	3.0	0
2020	6/0	6	33	5.5	5.5	0
2021	10/7	16	197	12.3	19.7	2
2022	10/0	1	7	7.0	0.8	0
2023	3/1	3	9	3.0	3.0	0
2024	4/2	12	91	7.6	23.0	1
TOTAL	37/10	39	349	8.9	9.4	3

*redshirt season

CAREER HIGHS

Rushing Attempts	19 at Michigan St. (2021)
Rushing Yards	83 at Minnesota (2021)
Rushing TDs	2 twice
Long Rush	44 at Colorado (2023)
Receptions	8 vs. Colorado (2024)
Receiving Yards	105 vs. Michigan (2021)
Receiving Touchdowns	1 three times
Long Reception	43 vs. Michigan (2021)
Kickoff Returns	3 at Ohio St. (2020)
Kickoff Return Yards	63 at Minnesota (2023)
Long Kickoff Return	63 at Minnesota (2023)



CAMERON LENHARDT #11

**6-3 | 260 | SO. | DL
STATEN ISLAND, N.Y.**

CAREER HONORS

- Honorable-Mention Freshman All-American (2023)
- Nebraska Scholar-Athlete Honor Roll (Fall 2023)

CAREER NOTES

- First true freshman defensive lineman to start a Nebraska season opener in the modern era
- Just the 2nd true freshman defensive lineman to start a game for Nebraska in the modern era (Maliek Collins started the 2014 Gator Bowl at the end of his true freshman season)
- Started 4 games as a true freshman, more than all other true freshman defensive linemen at Nebraska combined in the modern era
- 1 of 9 true freshmen to start a season opener for Nebraska in the modern era (not counting punters and kickers)

SEASON HIGHLIGHTS

- Has played in every game with one start, recording nine tackles, 2.5 TFLs and 0.5 sacks
- Had a half tackle for loss against UTEP
- Recorded three tackles with 1.5 tackles for loss and a half sack against Colorado
- Started and made three tackles against UNI
- Had one solo tackle against Illinois

GAME-BY-GAME

OPPONENT	UT-AT-TT	TFL-YD	SACK-YD
UTEP	0-1-1	0.5-1	0.0-0
Colorado	2-1-3	1.5-1	0.5-0
Northern Iowa	0-3-3	0.0-0	0.0-0
Illinois	1-0-1	0.0-0	0.0-0
@ Purdue			
Rutgers			
@ Indiana			
@ Ohio St.			
UCLA			
@ USC			
Wisconsin			
@ Iowa			

CAREER TACKLE STATS

YEAR	G/S	UT	AT	TT	TFL-YD	SCK-YD
2023	10/4	9	7	16	5.0-22	3.0-17
2024	4/1	3	5	8	2.0-2	0.5-0
TOTAL	14/5	12	12	24	7.0-24	3.5-17

CAREER MISCELLANEOUS STATS

YEAR	FF	FR	PBU	INT	QBH	BLK
2023	0	0	0	0	1	0
2024	0	0	0	0	1	0
TOTAL	0	0	0	0	2	0

CAREER HIGHS

Tackles	4 at Michigan St. (2023)
TFLs	2.0 at Colorado (2023)
Sacks	2.0 at Colorado (2023)
Breakups	none



JAYLEN LLOYD #19

5-10 | 180 | SO. | WR
OMAHA, NEB.

CAREER NOTES

- Averaged 39.5 yards per catch as a true freshman in 2024 with three touchdown catches of at least 58 yards
- Competed in track and field for Nebraska in 2024, finishing fifth at the Big Ten Indoor Championships in the long jump and seventh in the triple jump
- Finished fourth in the long jump at the 2024 Big Ten Outdoor Championships and 12th in the triple jump

SEASON HIGHLIGHTS

- Has played in every game with one start
- Has made three receptions for 112 yards, averaging more than 37 yards per catch
- Caught a 36-yard pass against Colorado
- Had a 59-yard reception against Northern Iowa
- Caught a 17-yard pass against Illinois

GAME-BY-GAME

OPPONENT	REC.	YDS	TD	LONG
UTEP	0	0	0	-
Colorado	1	36	0	36
Northern Iowa	1	59	0	59
Illinois	1	17	0	17
@ Purdue				
Rutgers				
@ Indiana				
@ Ohio St.				
UCLA				
@ USC				
Wisconsin				
@ Iowa				

CAREER RECEIVING STATS

YEAR	G/S	REC.	YDS	Y/R	Y/G	TD
2023	10/1	6	237	39.5	23.7	3
2024	4/1	3	112	37.3	28.0	0
TOTAL	14/2	9	349	38.8	24.9	3

RUSHING: 4 att., 11 yds, 0 TDs

CAREER HIGHS

Receptions	1 nine times
Receiving Yards	73 vs. Purdue (2023)
Receiving Touchdowns	1 three times
Long Reception	73 [TD] vs. Purdue (2023)
Rushing Attempts	1 four times
Rushing Yards	9 at Minnesota (2023)
Rushing Touchdowns	none
Long Rush	9 at Minnesota (2023)



HENRY LUTOVSKY #59

6-6 | 320 | JR. | OL
CRAWFORDSVILLE, IOWA

CAREER HONORS

- Academic All-Big Ten (2023)
- 5-Time Nebraska Scholar-Athlete Honor Roll

CAREER NOTES

- Played in two games in 2021, becoming the 17th true freshman offensive lineman to play in a game in Nebraska history

SEASON HIGHLIGHTS

- Has played in three games with two starts
- Started at right guard against Northern Iowa and Illinois

CAREER STATS

- **Games:** 29 (2 in 2021; 12 in 2022; 12 in 2023; 3 in 2024)
- **Starts:** 6 (2 in 2022; 2 in 2023; 2 in 2024)



MICAH MAZZUCCA #56

6-5 | 325 | SR. | OL
PHILADELPHIA, PA.

2024 WATCH LIST

- Senior Bowl

CAREER NOTES

- His brother, Maurice, is a senior running back for the Huskers

CAREER NOTES

- Played at Baylor and Florida before transferring to Nebraska
- Played in 20 games at Baylor in 2021 and 2022 with 10 starts
- Played and started 11 games at Florida in 2022

SEASON HIGHLIGHTS

- Has played in three games with two starts
- Started the first two games at right guard

CAREER STATS

- **Games:** 34 (9 in 2021*; 11 in 2022*; 11 in 2023^; 3 in 2024)
- **Starts:** 23 (10 in 2022*; 11 in 2023^; 2 in 2024)

*at Baylor; ^at Florida



WILLIS McGAHEE IV #17

6-1 | 235 | FR. | LB
MIAMI, FLA.

CAREER HONORS

- Nebraska Scholar-Athlete Honor Roll (Spring 2024)

SEASON HIGHLIGHTS

- Has played in three games as a true freshman, totaling three tackles including 1.0 sack
- Recorded two solo tackles in the season opener against UTEP
- Had an eight-yard strip sack against Colorado resulting in a Husker takeaway
- Had a quarterback hurry against Northern Iowa

GAME-BY-GAME

OPPONENT	UT-AT-TT	TFL-YD	SACK-YD
UTEP	2-0-2	0.0-0	0.0-0
Colorado	1-0-1	1.0-8	1.0-8
Northern Iowa	0-0-0	0.0-0	0.0-0
Illinois		-Did Not Play-	
@ Purdue			
Rutgers			
@ Indiana			
@ Ohio St.			
UCLA			
@ USC			
Wisconsin			
@ Iowa			

CAREER TACKLE STATS

YEAR	G/S	UT	AT	TT	TFL-YD	SCK-YD
2024	3/0	3	0	3	1.0-8	1.0-8

CAREER MISCELLANEOUS STATS

YEAR	FF	FR	PBU	INT	QBH	BLK
2024	1	0	0	0	1	0

CAREER HIGHS

Tackles	2 vs. UTEP (2024)
TFLs	1.0 vs. Colorado (2024)
Sacks	1.0 vs. Colorado (2024)
Breakups	none



CARTER NELSON #29

6-5 | 230 | FR. | WR
AINSWORTH, NEB.

SEASON HIGHLIGHTS

- Has played in every game as a true freshman
- Has caught seven passes for 69 yards and one touchdown
- Caught three passes for 21 yards in his debut against UTEP
- Set career highs with four receptions, 48 receiving yards and one touchdown against Northern Iowa
- Opened the scoring with a career-long 24-yard touchdown grab on NU's opening drive against UNI

GAME-BY-GAME

OPPONENT	REC.	YDS	TD	LONG
UTEP	3	21	0	14
Colorado	0	0	0	-
Northern Iowa	4	48	1	24
Illinois	0	0	0	-
@ Purdue				
Rutgers				
@ Indiana				
@ Ohio St.				
UCLA				
@ USC				
Wisconsin				
@ Iowa				



ISAIAH NEYOR #18

6-4 | 220 | SR. | WR
FORT WORTH, TEXAS

CAREER HONORS

- **Second-Team All-Mountain West (2021 at Wyoming)**

2024 WATCH LISTS

- Earl Campbell Tyler Rose Award
- Senior Bowl

CAREER SUPERLATIVES

- 100-Yard Receiving Games: 4
- Games with 2+ TD catches: 4

TOP-25 FBS RANKINGS

- Receiving Touchdowns: 10th (4)

SEASON HIGHLIGHTS

- Has started every game and leads NU with 16 catches, 277 receiving yards and four receiving touchdowns
- Caught six passes for 121 yards against UTEP, including a 59-yard touchdown
- Tied his career high with six catches while posting his fourth career 100-yard receiving game
- Made four catches for 31 yards vs. Colorado
- Had two catches for 35 yards against Northern Iowa, including an 18-yard touchdown
- Caught four passes for 90 yards against Illinois with a pair of touchdowns
- Also had a 13-yard rush against the Illini

GAME-BY-GAME

OPPONENT	REC.	YDS	TD	LONG
UTEP	6	121	1	59
Colorado	4	31	0	16
Northern Iowa	2	35	1	18
Illinois	4	90	2	44
@ Purdue				
Rutgers				
@ Indiana				
@ Ohio St.				
UCLA				
@ USC				
Wisconsin				
@ Iowa				

CAREER RECEIVING STATS

YEAR	G/S	REC.	YDS	Y/R	Y/G	TD
2019*^	1/0	0	0	0.0	0.0	0
2020^	6/1	8	248	31.0	41.3	0
2021^	13/12	44	878	20.0	67.5	12
2022^	Did Not Play					
2023+	1/0	1	14	14.0	14.0	0
2024	4/4	16	277	17.3	69.3	3
TOTAL 25/17	69	1,418	20.6	56.7	15	

*redshirt season; ^at Wyoming; +at Texas

RUSHING: 14 att., 94 yds, 1 TD

CAREER HIGHS

Receptions	6 twice
Receiving Yards	126 at Boise St. (2021)*
Receiving Touchdowns	2 four times
Long Reception	74 [TD] at Boise St. (2021)*

*at Wyoming

CAREER RECEIVING STATS

YEAR	G/S	REC.	YDS	Y/R	Y/G	TD
2024	4/0	7	69	9.9	17.3	1

CAREER HIGHS

Receptions	4 vs. UNI (2024)
Receiving Yards	48 vs. UNI (2024)
Receiving Touchdowns	1 vs. UNI (2024)
Long Reception	29 [TD] vs. UNI (2024)



DYLAN
RAIOLA

#15

6-3 | 230 | FR. I QB
BUFORD, GA.

CAREER HONORS

- Big Ten Freshman of the Week (Sept. 2)

2024 WATCH LIST

- Polynesian Player of the Year
- Shaun Alexander Freshman of the Year

PERSONAL NOTES

- His father, Dominic, was an All-America center at Nebraska who went on to play in 219 games with 203 starts over 14 seasons for the Detroit Lions
- His godfather is NFL quarterback Matthew Stafford

CAREER NOTES

- 1 of 2 true freshmen quarterbacks (along with Adrian Martinez in 2018) to start a season opener for Nebraska since World War II

TOP-25 FBS RANKINGS

- Completion Percentage: 12th (72.2)
- Passing Touchdowns: 20th (8)

SEASON HIGHLIGHTS

- Has started every game at quarterback
- Has completed 83-of-115 passes for 967 yards, eight touchdowns and two interceptions
- Is completing 72.2 percent of his passes
- Completed 19-of-27 passes for 238 yards and two touchdowns against UTEP while playing only three quarters
- Had a 59-yard touchdown pass and a 21-yard touchdown pass with two seconds remaining in the first half
- Led NU to five touchdowns in eight drives, including each of his final four drives
- Was honored as Big Ten Freshman of the Week
- Completed 23-of-30 passes for 185 yards and one touchdown against Colorado
- Completed 17-of-23 passes for a career-high 247 yards against Northern Iowa with two TDs
- Also added 13 rushing yards
- Led NU to points on five of his seven drives
- By completing 73.9 percent of his passes against UNI, became the first Husker quarterback since 1980 to have a 70 percent completion rate in three consecutive starts
- Set a career high with 297 passing yards and three touchdowns against Illinois, completing 24-of-35 passes

PASSING GAME-BY-GAME

OPPONENT	COMP-ATT	YDS	TD	INT
UTEP	19-27	238	2	0
Colorado	23-30	185	1	0
Northern Iowa	17-23	247	2	1
Illinois	24-35	297	3	1
@ Purdue				
Rutgers				
@ Indiana				
@ Ohio St.				
UCLA				
@ USC				
Wisconsin				
@ Iowa				

TOTAL OFFENSE GAME-BY-GAME

OPPONENT	ATT.	PASS	RUSH	TOT.
UTEP	28	238	-6	232
Colorado	33	185	7	192
Northern Iowa	25	247	13	260
Illinois	42	297	-52	245
@ Purdue				
Rutgers				
@ Indiana				
@ Ohio St.				
UCLA				
@ USC				
Wisconsin				
@ Iowa				

CAREER SUPERLATIVES

250-Yard Passing Games	2
300-Yard Total Offense Games	0
Games with 2+ TD Passes	3
Games with 3+ TD Passes	1
Games with 4+ TD Passes	0

CAREER PASSING STATS

YEAR	G/S	CMP-ATT	PCT	YDS	TD	INT
2024	4/4	83-115	72.2	967	8	2

CAREER PASSING HIGHS

Attempts	35 vs. Illinois (2024)
Completions	23 vs. Colorado (2024)
Yards	297 vs Illinois (2024)
Touchdowns	3 vs. Illinois (2024)
Long Pass	59 twice

RAIOLA DRIVE CHART

OPPONENT	PLAYS	YDS	RESULT
UTEP*	12	72	TD
UTEP*	7	34	Downs
UTEP*	3	5	Punt
UTEP*	7	47	Fumble
UTEP*	2	59	TD
UTEP*	8	63	TD
UTEP*	9	59	TD
UTEP^	11	73	TD

8 DRIVES (5 TDs)

Colorado*	7	49	TD
Colorado*	4	8	Punt
Colorado*	9	41	FG Miss
Colorado*	9	86	TD
Colorado*	3	4	Punt
Colorado*	3	70	TD
Colorado^	3	6	Punt
Colorado^	4	15	Punt
Colorado^	12	52	Punt
Colorado^	3	-15	Punt
Colorado^	6	11	Punt
Colorado^	3	4	Game

12 DRIVES (3 TDs)

UNI*	8	75	TD
UNI*	7	75	TD
UNI*	4	80	TD
UNI*	6	41	Downs
UNI^	9	68	FG
UNI^	6	33	FG
UNI^	1	0	INT

7 DRIVES (3 TDs, 2 FGs)

Illinois*	4	20	Punt
Illinois*	18	72	FG
Illinois*	4	37	TD
Illinois*	8	36	INT
Illinois*	9	70	TD
Illinois^	4	29	Punt
Illinois^	5	75	TD
Illinois^	3	-13	Punt
Illinois^	10	41	FG Miss
Illinois^	1	-2	Half
Illinois#	4	-30	Downs

11 DRIVES (3 TDs, 1 FG)

*first-half drive; ^second-half drive; #OT drive



TY ROBINSON

#9

6-6 | 310 | SR. | DL
GILBERT, ARIZ.

CAREER HONORS

- Honorable-Mention All-Big Ten (2023)
- 5-Time Nebraska Scholar-Athlete Honor Roll

2024 WATCH LIST

- Senior Bowl

PERSONAL NOTES

- Earned his degree in nutrition and health sciences

SEASON HIGHLIGHTS

- One of 10 Huskers to earn a single-digit number as one of the team's "toughest" players
- Has started every game and has recorded nine tackles while leading NU with one blocked kick and one safety
- Also tied for the team lead with 3.0 TFLs, 2.0 sacks and ranks 3rd with two pass breakups
- Started the 35th game of his career against UTEP and had 1.0 sack and 2.0 TFLs
- Had a 3-yard tackle for loss in the second quarter for a safety that marked Nebraska's first defensive safety since the 2009 season
- Added a five-yard sack in the third quarter
- Made two solo tackles with a nine-yard sack and a pass breakup against Colorado
- Also blocked a field goal against the Buffs, his second career blocked field goal
- Recorded two tackles against Northern Iowa with a pass breakup
- Totaled three tackles against Illinois

GAME-BY-GAME

OPPONENT	UT-AT-TT	TFL-YD	SACK-YD
UTEP	2-0-2	2.0-8	1.0-5
Colorado	2-0-2	1.0-9	1.0-9
Northern Iowa	0-2-2	0.0-0	0.0-0
Illinois	2-1-3	0.0-0	0.0-0
@ Purdue			
Rutgers			
@ Indiana			
@ Ohio St.			
UCLA			
@ USC			
Wisconsin			
@ Iowa			

CAREER TACKLE STATS							
YEAR	G/S	UT	AT	TT	TFL-YD	SCK-YD	
2019*	3/0	0	0	0	0-0	0.0-0	
2020	8/7	5	12	17	2.0-3	0.0-0	
2021	12/4	13	14	27	4.0-23	2.0-20	
2022	12/12	14	10	24	4.0-17	2.0-14	
2023	12/11	7	22	29	4.0-21	1.0-12	
2024	4/4	6	3	9	3.0-17	2.0-14	
TOTAL	51/38	45	61	106	17.0-81	7.0-60	

*redshirt season

CAREER MISCELLANEOUS STATS							
YEAR	FF	FR	PBU	INT	QBH	BLK	
2019*	0	0	0	0	0	0	0
2020	0	0	0	0	2	0	0
2021	0	0	1	0	1	0	0
2022	0	0	0	0	0	0	0
2023	0	1	6	0	11	1	1
2024	0	0	2	0	1	1	1
TOTAL	0	1	9	0	15	2	

*redshirt season

CAREER HIGHS	
Tackles	7 vs. Maryland (2023)
TFLs	2.0 vs. UTEP (2024)
Sacks	1.0 six times
Breakups	2 twice
Blocked Field Goals	1 twice
Safety	1 vs. UTEP (2024)



AMARE SANDERS

#14

6-1 | 175 | FR. | DB
MIAMI, FLA.

SEASON HIGHLIGHTS

- Has played in three games as a true freshman
- Has recorded two tackles and one pass breakup on the season
- Posted his first two career tackles against Northern Iowa and also had his first career pass breakup

GAME-BY-GAME

OPPONENT	UT-AT-TT	TFL-YD	PBU	INT
UTEP	0-0-0	0.0-0	0	0
Colorado	0-0-0	0.0-0	0	0
Northern Iowa	1-1-2	0.0-0	1	0
Illinois		-Did Not Play-		
@ Purdue				
Rutgers				
@ Indiana				
@ Ohio St.				
UCLA				
@ USC				
Wisconsin				
@ Iowa				

CAREER TACKLE STATS							
YEAR	G/S	UT	AT	TT	TFL-YD	SCK-YD	
2024	3/0	1	1	2	0.0-0	0.0-0	

CAREER MISCELLANEOUS STATS							
YEAR	FF	FR	PBU	INT	QBH	BLK	
2024	0	0	1	0	0	0	0

CAREER HIGHS	
Tackles	2 vs. UNI (2024)
TFLs	none
Sacks	none
Breakups	1 vs. UNI (2024)



BEN SCOTT #66

6-5 | 310 | SR. | OL
HONOLULU, HAWAII

CAREER HONORS

- Honorable-Mention All-Big Ten (2023)
- 3-Time Nebraska Scholar-Athlete Honor Roll

2024 WATCH LISTS

- Rimington Trophy
- Senior Bowl

PERSONAL NOTES

- Earned his degree in biological sciences at Arizona State

CAREER NOTES

- First-year transfer who started 28 games at Arizona State from 2020-22
- Started 17 games at right tackle at ASU before his final 11 starts were at center

SEASON HIGHLIGHTS

- Has started every game at center
- Started against UTEP to mark his 40th career start

CAREER STATS

- **Games:** 44
(4 in 2020*; 13 in 2021*; 11 in 2022*; 12 in 2023; 4 in 2024)
- **Starts:** 43
(4 in 2020*; 13 in 2021*; 11 in 2022*; 11 in 2023; 4 in 2024)

*at Arizona State



VINCENT SHAVERS JR. #10

6-1 | 225 | FR. | LB
MIAMI, FLA.

CAREER HONORS

- Nebraska Scholar-Athlete Honor Roll (Spring 2024)

SEASON HIGHLIGHTS

- Has played in every game as a true freshman
- Has recorded six tackles
- Recorded three tackles in the season opener against UTEP
- Made two solo tackles against Northern Iowa
- Had a solo tackle on kickoff coverage against Illinois

GAME-BY-GAME

OPPONENT	UT-AT-TT	TFL-YD	SACK-YD
UTEP	2-1-3	0.0-0	0.0-0
Colorado	0-0-0	0.0-0	0.0-0
Northern Iowa	2-0-2	0.0-0	0.0-0
Illinois	1-0-1	0.0-0	0.0-0
@ Purdue			
Rutgers			
@ Indiana			
@ Ohio St.			
UCLA			
@ USC			
Wisconsin			
@ Iowa			

CAREER TACKLE STATS

YEAR	G/S	UT	AT	TT	TFL-YD	SCK-YD
2024	4/0	5	1	6	0.0-0	0.0-0

CAREER MISCELLANEOUS STATS

YEAR	FF	FR	PBU	INT	QBH	BLK
2024	0	0	0	0	0	0

CAREER HIGHS

Tackles	3 vs. UTEP (2024)
TFLs	none
Sacks	none
Breakups	none



MJ SHERMAN #48

6-3 | 245 | SR. | LB
BALTIMORE, MD.

CAREER HONORS

- Nebraska Scholar-Athlete Honor Roll (Spring 2023)

PERSONAL NOTES

- Earned his degree in child, youth and family studies

CAREER NOTES

- Transfer who played in 39 games at Georgia, recording 15 tackles, 1.0 TFL and 0.5 sacks
- Played in every game of Georgia's 2021 & 2022 national championship seasons

SEASON HIGHLIGHTS

- Has started every game and totaled 10 tackles with 1.0 tackle for loss and 1.0 sack
- Recorded a pair of solo tackles vs. UTEP
- Had a five-yard sack against Colorado and was also credited with three quarterback hurries
- Made one tackle and had a quarterback hurry against Northern Iowa
- Had a career-high six tackles against Illinois

GAME-BY-GAME

OPPONENT	UT-AT-TT	TFL-YD	SACK-YD
UTEP	2-0-2	0.0-0	0.0-0
Colorado	1-0-1	1.0-5	1.0-5
Northern Iowa	0-1-1	0.0-0	0.0-0
Illinois	2-4-6	0.0-0	0.0-0
@ Purdue			
Rutgers			
@ Indiana			
@ Ohio St.			
UCLA			
@ USC			
Wisconsin			
@ Iowa			

CAREER TACKLE STATS

YEAR	G/S	UT	AT	TT	TFL-YD	SCK-YD
2020*	9/0	2	0	2	0.0-0	0.0-0
2021*	15/0	1	6	7	0.5-3	0.0-0
2022*	15/0	4	1	5	0.5-5	0.5-5
2023	12/5	7	9	16	1.5-14	1.5-14
2024	4/4	5	5	10	1.0-5	1.0-5
TOTAL	55/9	19	21	40	3.5-27	3.0-24

*at Georgia

CAREER MISCELLANEOUS STATS

YEAR	FF	FR	PBU	INT	QBH	BLK
2020*	0	0	0	0	0	0
2021*	0	0	0	0	0	0
2022*	0	0	0	0	0	0
2023	0	0	0	0	1	0
2024	0	0	0	0	4	0
TOTAL	0	0	0	0	5	0

*at Georgia

CAREER HIGHS

Tackles	6 vs. Illinois (2024)
TFLs	1.0 vs. Northern Illinois (2023)
Sacks	1.0 vs. Northern Illinois (2023)
Breakups	none



DESHON SINGLETON #8

6-3 | 210 | SR. | DB
AMITE, LA.

CAREER HONORS

- 2-Time Nebraska Scholar-Athlete Honor Roll

2024 WATCH LIST

- Senior Bowl

CAREER NOTES

- In his third season at Nebraska after spending the 2021 season at Hutchinson (Kan.) CC

SEASON HIGHLIGHTS

- One of 10 Huskers to earn a single-digit number as one of the team's "toughest" players
- Has started every game and has recorded 20 tackles with one fumble recovery
- Returned from a season-ending injury in 2023 to start the season opener against UTEP and record two tackles
- Tied for the team lead with six tackles against Colorado
- Added six more tackles against Northern Iowa
- Had six tackles for the third straight game against Illinois and recovered a fumble that set up a Husker touchdown

GAME-BY-GAME

OPPONENT	UT-AT-TT	TFL-YD	PBU	INT
UTEP	1-1-2	0.0-0	0	0
Colorado	5-1-6	0.0-0	0	0
Northern Iowa	2-4-6	0.0-0	0	0
Illinois	3-3-6	0.0-0	0	0
@ Purdue				
Rutgers				
@ Indiana				
@ Ohio St.				
UCLA				
@ USC				
Wisconsin				
@ Iowa				

CAREER TACKLE STATS

YEAR	G/S	UT	AT	TT	TFL-YD	SCK-YD
2022	12/0	1	2	3	0.0-0	0.0-0
2023	5/5	8	11	19	2.5-3	0.0-0
2024	4/4	11	9	20	0.0-0	0.0-0
TOTAL	21/9	20	22	42	2.5-3	0.0-0

CAREER MISCELLANEOUS STATS

YEAR	FF	FR	PBU	INT	QBH	BLK
2022	0	0	0	0	0	0
2023	0	0	1	0	0	0
2024	0	1	0	0	0	0
TOTAL	0	1	1	0	0	0

CAREER HIGHS

Tackles	7 twice
TFLs	1.5 vs. Louisiana Tech (2023)
Sacks	none
Breakups	1 at Minnesota (2023)



RAHMIR STEWART #32

5-11 | 210 | R-FR. | DB
PHILADELPHIA, PA.

SEASON HIGHLIGHTS

- Has played in three games, totaling four tackles and one interception
- Against UTEP, recorded his first two career tackles and first career interception, which he returned 18 yards
- Tied his career high with two tackles against Northern Iowa

GAME-BY-GAME

OPPONENT	UT-AT-TT	TFL-YD	PBU	INT
UTEP	2-0-2	0.0-0	0	1
Colorado	0-0-0	0.0-0	0	0
Northern Iowa	0-2-2	0.0-0	0	0
Illinois		-Did Not Play-		
@ Purdue				
Rutgers				
@ Indiana				
@ Ohio St.				
UCLA				
@ USC				
Wisconsin				
@ Iowa				

CAREER TACKLE STATS

YEAR	G/S	UT	AT	TT	TFL-YD	SCK-YD
2023*	1/0	0	0	0	0.0-0	0.0-0
2024	3/0	2	2	4	0.0-0	0.0-0
TOTAL	4/0	2	2	4	0.0-0	0.0-0

*redshirt season

CAREER MISCELLANEOUS STATS

YEAR	FF	FR	PBU	INT	QBH	BLK
2023*	0	0	0	0	0	0
2024	0	0	0	1	0	0
TOTAL	0	0	0	1	0	0

*redshirt season

CAREER HIGHS

Tackles	2 twice
TFLs	none
Sacks	none
Breakups	none
Interceptions	1 vs. UTEP (2024)



STEFON THOMPSON #56

6-1 | 240 | JR. | LB
LONG ISLAND, N.Y.

CAREER HONORS

- Nebraska Scholar-Athlete Honor Roll (Spring 2024)

CAREER NOTES

- Earned his degree in nutrition and health sciences

CAREER SUPERLATIVES

- Double-Digit Tackle Games: 1

SEASON HIGHLIGHTS

- Has played in every game, totaling 13 tackles and one pass breakup
- Made two tackles and recorded his first career pass breakup in his Husker debut vs. UTEP
- Totaled six tackles in a start vs. Northern Iowa
- Had five tackles against Illinois

GAME-BY-GAME

OPPONENT	UT-AT-TT	TFL-YD	SACK-YD
UTEP	1-1-2	0.0-0	0.0-0
Colorado	0-0-0	0.0-0	0.0-0
Northern Iowa	0-6-6	0.0-0	0.0-0
Illinois	1-4-5	0.0-0	0.0-0
@ Purdue			
Rutgers			
@ Indiana			
@ Ohio St.			
UCLA			
@ USC			
Wisconsin			
@ Iowa			

CAREER TACKLE STATS

YEAR	G/S	UT	AT	TT	TFL-YD	SCK-YD
2020*	10/7	25	12	37	7.5-31	3.0-18
2021*	12/12	48	31	79	8.0-40	6.0-34
2022*	1/1	1	2	3	0.5-2	0.0-0
2023*	13/1	27	26	53	4.0-22	1.5-15
2024	4/1	2	11	13	0.0-0	0.0-0
TOTAL	40/22	103	82	185	20.0-95	10.5-67

*at Syracuse

CAREER MISCELLANEOUS STATS

YEAR	FF	FR	PBU	INT	QBH	BLK
2020*	0	1	0	0	2	0
2021*	0	2	0	0	5	0
2022*	0	0	0	0	1	0
2023*	0	1	0	0	3	0
2024	0	0	1	0	0	0
TOTAL	0	4	1	0	11	0

*at Syracuse

CAREER HIGHS

Tackles	10 vs. Pittsburgh (2021)*
TFLs	4.0 at Louisville (2020)*
Sacks	2.0 vs. Albany (2021)*
Breakups	1 vs. UTEP (2024)

*at Syracuse



**PRINCEWILL
UMANMIELEN #18**

6-5 | 245 | SO. | LB
AUSTIN, TEXAS

CAREER HONORS

- Second-Team Freshman All-American (2023)
- 2-Time Nebraska Scholar-Athlete Honor Roll

PERSONAL NOTES

- Has a brother, Princely, who is a defensive lineman at Ole Miss, and a brother, Prince, who was a defensive lineman at Tarleton State

SEASON HIGHLIGHTS

- Has played in every game and recorded five tackles, 1.0 TFL and 0.5 sacks
- Recorded two tackles with a half tackle for loss in the season opener against UTEP
- Had a half sack for a five-yard loss against Colorado
- Had two solo tackles against Illinois

GAME-BY-GAME

OPPONENT	UT-AT-TT	TFL-YD	SACK-YD
UTEP	1-1-2	0.5-1	0.0-0
Colorado	1-0-1	0.5-6	0.5-6
Northern Iowa	0-0-0	0.0-0	0.0-0
Illinois	2-0-2	0.0-0	0.0-0
@ Purdue			
Rutgers			
@ Indiana			
@ Ohio St.			
UCLA			
@ USC			
Wisconsin			
@ Iowa			

CAREER TACKLE STATS

YEAR	G/S	UT	AT	TT	TFL-YD	SCK-YD
2023	11/1	10	12	22	4.5-12	1.0-5
2024	4/0	4	1	5	1.5-7	0.5-6
TOTAL	15/1	14	13	27	6.0-19	1.5-11

CAREER MISCELLANEOUS STATS

YEAR	FF	FR	PBU	INT	QBH	BLK
2023	0	0	0	0	4	0
2024	0	0	0	0	2	0
TOTAL	0	0	0	0	6	0

CAREER HIGHS

Tackles	7 vs. Northwestern (2023)
TFLs	2.0 vs. Northwestern (2023)
Sacks	1.0 vs. Northwestern (2023)
Breakups	none



**CAMDEN
WITUCKI #96**

6-2 | 230 | JR. | LS
GRAND BLANC, MICH.

CAREER HONORS

- Big Ten Distinguished Scholar (2023)
- 3-Time Academic All-Big Ten
- 7-Time Nebraska Scholar-Athlete Honor Roll

PERSONAL NOTES

- Earned his degree in management

SEASON HIGHLIGHTS

- Has played in three games
- Handled all of Nebraska's long snapping duties the first two games of the season
- Was the long snapper for the punt unit against Northern Iowa, but the Huskers did not punt
- Handled the snapping duties for the punt unit against Illinois

CAREER STATS

- **Games:** 3 (3 in 2024)



**CEYAIR
WRIGHT #15**

6-0 | 185 | JR. | DB
LOS ANGELES, CALIF.

PERSONAL NOTES

- Is also an actor, having starred in such movies and TV shows as Space Jam: A New Legacy, Training Day 2, Broke Girls and Grown-ish

CAREER NOTES

- Spent three seasons USC before transferring to Nebraska
- Played in 22 games with 15 starts at USC, totaling 40 tackles, six pass breakups and one interception

SEASON HIGHLIGHTS

- Has played in every game, totaling seven tackles, 1.0 TFL, 1.0 sack and one forced fumble
- Made a solo tackle against Colorado
- Saw extensive action following an injury to Tommi Hill against Illinois
- Recorded six tackles with a five-yard strip sack that resulted in a Husker takeaway

GAME-BY-GAME

OPPONENT	UT-AT-TT	TFL-YD	PBU	INT
UTEP	0-0-0	0.0-0	0	0
Colorado	1-0-1	0.0-0	0	0
Northern Iowa	0-0-0	0.0-0	0	0
Illinois	4-2-6	1.0-5	0	0
@ Purdue				
Rutgers				
@ Indiana				
@ Ohio St.				
UCLA				
@ USC				
Wisconsin				
@ Iowa				

CAREER TACKLE STATS

YEAR	G/S	UT	AT	TT	TFL-YD	SCK-YD
2021 ^{^*}	1/0	0	1	1	0.0-0	0.0-0
2022 [^]	14/11	21	7	28	0.0-0	0.0-0
2023 [^]	7/4	8	3	11	1.0-1	0.0-0
2024	4/0	5	2	7	1.0-5	1.0-5
TOTAL	26/15	34	13	47	2.0-6	1.0-5

[^]at USC; ^{*}redshirt season

CAREER MISCELLANEOUS STATS

YEAR	FF	FR	PBU	INT	QBH	BLK
2021 ^{^*}	0	0	0	0	0	0
2022 [^]	0	0	2	1	0	0
2023 [^]	0	0	3	0	0	0
2024	1	0	0	0	1	0
TOTAL	1	0	5	1	1	0

[^]at USC; ^{*}redshirt season

CAREER HIGHS

Tackles	6 vs. Illinois (2024)
TFLs	1.0 twice
Sacks	1.0 vs. Illinois (2024)
Breakups	1 five times
Interceptions	1 at Oregon St. (2022)*

*at USC



2024 NEBRASKA SCHEDULE AND RESULTS

DATE	OPPONENT	RESULT	SCORE	RECORD	CONFERENCE	TIME	ATTEND.
8/31/24	UTEP	W	40-7	1-0	0-0	3:18	86,072
9/7/24	Colorado	W	28-10	2-0	0-0	3:34	86,906
9/14/24	UNI	W	34-3	3-0	0-0	3:16	86,546
9/20/24	Illinois*	L (OT)	24-31	3-1	0-1	3:40	86,936

*Big Ten Conference game

SCORE BY QUARTERS	1ST	2ND	3RD	4TH	OT	TOTAL
Nebraska	38	58	13	17	0	126
Opponents	17	3	10	14	7	51

TEAM STATISTICS

TEAM STATISTICS	NU	OPP
Scoring	126	51
Points per game	31.5	12.8
Points Off Turnovers	24	0
First Downs	94	70
Rushing	35	23
Passing	47	38
Penalty	12	9
Rushing Yardage	562	377
Yards gained rushing	646	467
Yards lost rushing	84	90
Rushing attempts	137	124
Average per rush	4.1	3.0
Average per game	140.5	94.3
TDs Rushing	7	0
Passing Yardage	1047	770
Comp-Att-Int	92-127-2	76-125-4
Average per pass	8.2	6.2
Average per catch	11.4	10.1
Average per game	261.8	192.5
TDs Passing	8	6
Total offense	1609	1147
Total plays	264	249
Average per play	6.1	4.6
Average per game	402.3	286.8
Kick returns: #-Yards	6-136	12-242
Punt returns: #-Yards	6-43	7-103
Int returns: #-Yards	4-40	2-0
Kick return average	22.7	20.2
Punt return average	7.2	14.7
Int return average	10.0	0.0
Fumbles-Lost	4-1	6-3
Penalties-Yards	29-273	30-295
Average per game	68.3	73.8
Punts-Yards	12-543	17-663
Average per punt	45.3	39.0
Net punt average	34.9	36.9
Kickoffs-Yards	24-1450	14-803
Average per kick	60.4	57.4
Net kick average	39.6	36.9
Time of possession / game	31:32	28:28
3rd-down conversion	26/51	20/53
3rd-down pct	51%	38%
4th-down conversion	0/4	5/10
4rd-down pct	0%	50%
Sacks by-Yards	11-58	6-52
Misc Yards	0	0
Touchdowns scored	16	6
Field goals - attempts	4-6	3-5
On-Side kicks	0-0	0-0
Red-zone scores	(15-18) 83%	(7-9) 78%
Red-zone touchdowns	(11-18) 61%	(4-9) 44%
PAT-attempts	(16-16) 100%	(6-6) 100%
2-point conversion-attempts	(0-0) 0%	(0-0) 0%
Attendance	346460	0
Games / Avg per game	4/86615	0/0
Neutral site games	0/0	

INDIVIDUAL OFFENSIVE STATISTICS

RUSHING	G	ATT	GAIN	LOSS	NET	AVG	TD	LONG	AVG/G
Dante Dowdell	4	51	264	8	256	5.0	3	38	64.0
Emmett Johnson	4	13	124	0	124	9.5	1	42	31.0
Rahmir Johnson	4	26	105	1	104	4.0	0	13	26.0
Jacory Barney Jr.	4	3	38	0	38	12.7	1	21	9.5
Gabe Ervin Jr.	3	11	34	1	33	3.0	2	11	11.0
Heinrich Haarberg	3	5	15	0	15	3.0	0	8	5.0
Isaiah Neyor	4	1	13	0	13	13.0	0	13	3.3
Maurice Mazzccua Jr.	2	5	9	1	8	1.6	0	5	4.0
Kenneth Williams	1	1	5	0	5	5.0	0	5	5.0
Kwinten Ives	1	3	5	1	4	1.3	0	5	4.0
Mekhi Nelson	1	1	2	0	2	2.0	0	2	2.0
Jalyn Gramstad	1	1	2	0	2	2.0	0	2	2.0
Janiran Bonner	4	1	0	0	0	0.0	0	0	0.0
Dylan Raiola	4	13	30	68	-38	-2.9	0	15	-9.5
Team	4	2	0	4	-4	-2.0	0	0	-1.0
Total	4	137	646	84	562	4.1	7	42	140.5
Opponents	4	124	467	90	377	3.0	0	21	94.3

PASSING	G	EFFIC	COMP-ATT-INT	PCT	YDS	TD	LNG	AVG/G
Dylan Raiola	4	162.3	83-115-2	72.2	967	8	59	241.8
Heinrich Haarberg	3	172.5	8-8-0	100.0	69	0	24	23.0
Jalyn Gramstad	1	64.1	1-3-0	33.3	11	0	11	11.0
Team	4	0.0	0-1-0	0.0	0	0	0	0.0
Total	4	159.3	92-127-2	72.4	1047	8	59	261.8
Opponents	4	122.0	76-125-4	60.8	770	6	38	192.5

RECEIVING	G	NO.	YDS	AVG	TD	LONG	AVG/G
Isaiah Neyor	4	16	277	17.3	4	59	69.3
Jahmal Banks	4	15	170	11.3	1	27	42.5
Jacory Barney Jr.	4	14	93	6.6	0	21	23.3
Rahmir Johnson	4	12	91	7.6	1	18	22.8
Thomas Fidone II	4	8	73	9.1	0	29	18.3
Carter Nelson	4	7	69	9.9	1	24	17.3
Janiran Bonner	4	5	32	6.4	1	14	8.0
Emmett Johnson	4	4	48	12.0	0	24	12.0
Jaylen Lloyd	4	3	112	37.3	0	59	28.0
Dante Dowdell	4	2	10	5.0	0	6	2.5
Nate Boerkircher	4	1	25	25.0	0	25	6.3
Alex Bullock	4	1	12	12.0	0	12	3.0
Heinrich Haarberg	3	1	8	8.0	0	8	2.7
Luke Lindenmeyer	4	1	12	12.0	0	12	3.0
Roman Mangini	2	1	11	11.0	0	11	5.5
Keelan Smith	1	1	4	4.0	0	4	4.0
Total	4	92	1047	11.4	8	59	261.8
Opponents	4	76	770	10.1	6	38	192.5

2024 INDIVIDUAL STATISTICS

PUNT RETURNS	NO.	YDS	AVG	TD	LONG
Isaiah Garcia-Castaneda	6	43	7.2	0	13
Total	6	43	7.2	0	13
Opponents	7	103	14.7	0	37

KICK RETURNS	NO.	YDS	AVG	TD	LONG
Jacory Barney Jr.	6	136	22.7	0	35
Total	6	136	22.7	0	35
Opponents	12	242	20.2	0	61

INTERCEPTIONS	NO.	YDS	AVG	TD	LONG
Malcolm Hartzog Jr.	2	15	7.5	0	15
Tommi Hill	1	7	7.0	1	7
Rahmir Stewart	1	18	18.0	0	18
Total	4	40	10.0	1	18
Opponents	2	0	0.0	0	0

FUMBLE RETURNS	NO.	YDS	AVG	TD	LONG
Jimari Butler	1	0	0.0	0	0
Mikai Gbayer	1	0	0.0	0	0
DeShon Singleton	1	0	0.0	0	0
Total	3	0	0.0	0	0
Opponents	1	0	0.0	0	0

FIELD GOALS	FGM-FGA	PCT	1-19	20-29	30-39	40-49	50-59	LG	BLK
Tristan Alvano	3-4	75.0	0-0	2-2	1-2	0-0	0-0	31	0
John Hohl	1-2	50.0	0-0	1-1	0-1	0-0	0-0	21	0
Total	4-6	66.7	0-0	3-3	1-3	0-0	0-0	31	0
Opponents	3-5	60.0	0-0	2-3	1-1	0-0	0-1	31	1

FG SEQUENCE	NEBRASKA	OPPONENTS
UTEP	(20)	-
Colorado	32	29,61,(27)
UNI	(31),(21)	(31)
Illinois	(21),39	(26)

Numbers in (parenthesis) indicate field goal was made

PUNTING	NO.	YDS	AVG	LONG	TB	FC	I20	50+	BLK
Brian Buschini	10	502	50.2	60	0	2	4	5	0
Dylan Raiola	1	40	40.0	40	1	0	0	0	0
Team	1	1	1.0	0	0	0	0	0	1
Total	12	543	45.3	60	1	2	4	5	1
Opponents	17	663	39.0	54	0	5	6	1	0

KICKOFFS	NO.	YDS	AVG	TB	OB	RET.	NET	YDLN
Brian Buschini	12	720	60.0	5	0			
John Hohl	12	730	60.8	3	1			
Total	24	1450	60.4	8	1	11	39.6	25
Opponents	14	803	57.4	7	0	7	36.9	28

SCORING	TD	FGs	PATs					DXP	Saf	Pts
			Kick	Rush	Rcv	Pass				
Isaiah Neyor	4	-	-	-	-	-	-	-	-	24
Tristan Alvano	-	3-4	12-12	-	-	-	-	-	-	21
Dante Dowdell	3	-	-	-	-	-	-	-	-	18
Gabe Ervin Jr.	2	-	-	-	-	-	-	-	-	12
John Hohl	-	1-2	4-4	-	-	-	-	-	-	7
Rahmir Johnson	1	-	-	-	-	-	-	-	-	6
Jahmal Banks	1	-	-	-	-	-	-	-	-	6
Tommi Hill	1	-	-	-	-	-	-	-	-	6
Janiran Bonner	1	-	-	-	-	-	-	-	-	6
Emmett Johnson	1	-	-	-	-	-	-	-	-	6
Jacory Barney Jr.	1	-	-	-	-	-	-	-	-	6
Carter Nelson	1	-	-	-	-	-	-	-	-	6
Ty Robinson	-	-	-	-	-	-	-	-	1	2
Total	16	4-6	16-16	0	0	0	0	0	1	126
Opponents	6	3-5	6-6	0	0	0	0	0	0	51

TOTAL OFFENSE	G	PLAYS	RUSH	PASS	TOTAL	AVG/G
Dylan Raiola	4	128	-38	967	929	232.3
Dante Dowdell	4	51	256	0	256	64.0
Emmett Johnson	4	13	124	0	124	31.0
Rahmir Johnson	4	26	104	0	104	26.0
Heinrich Haarberg	3	13	15	69	84	28.0
Jacory Barney Jr.	4	3	38	0	38	9.5
Gabe Ervin Jr.	3	11	33	0	33	11.0
Isaiah Neyor	4	1	13	0	13	3.3
Jalyn Gramstad	1	4	2	11	13	13.0
Maurice Mazzccua Jr.	2	5	8	0	8	4.0
Kenneth Williams	1	1	5	0	5	5.0
Kwinten Ives	1	3	4	0	4	4.0
Mekhi Nelson	1	1	2	0	2	2.0
Team	4	0	-4	0	-4	-1.0
Total	4	264	562	1047	1609	402.3
Opponents	4	249	377	770	1147	286.8

ALL PURPOSE	G	RUSH	REC	PR	KOR	IR	TOT	AVG/G
Isaiah Neyor	4	13	277	0	0	0	290	72.5
Jacory Barney Jr.	4	38	93	0	136	0	267	66.8
Dante Dowdell	4	256	10	0	0	0	266	66.5
Rahmir Johnson	4	104	91	0	0	0	195	48.8
Emmett Johnson	4	124	48	0	0	0	172	43.0
Jahmal Banks	4	0	170	0	0	0	170	42.5
Jaylen Lloyd	4	0	112	0	0	0	112	28.0
Thomas Fidone II	4	0	73	0	0	0	73	18.3
Carter Nelson	4	0	69	0	0	0	69	17.3
Isaiah Garcia-Castaneda	4	0	0	43	0	0	43	10.8
Gabe Ervin Jr.	3	33	0	0	0	0	33	11.0
Janiran Bonner	4	0	32	0	0	0	32	8.0
Nate Boerkircher	4	0	25	0	0	0	25	6.3
Heinrich Haarberg	3	15	8	0	0	0	23	7.7
Rahmir Stewart	3	0	0	0	0	18	18	6.0
Malcolm Hartzog Jr.	4	0	0	0	0	15	15	3.8
Alex Bullock	4	0	12	0	0	0	12	3.0
Luke Lindenmeyer	4	0	12	0	0	0	12	3.0
Roman Mangini	2	0	11	0	0	0	11	5.5
Maurice Mazzccua Jr.	2	8	0	0	0	0	8	4.0
Tommi Hill	4	0	0	0	0	7	7	1.8
Kenneth Williams	1	5	0	0	0	0	5	5.0
Kwinten Ives	1	4	0	0	0	0	4	4.0
Keelan Smith	1	0	4	0	0	0	4	4.0
Mekhi Nelson	1	2	0	0	0	0	2	2.0
Jalyn Gramstad	1	2	0	0	0	0	2	2.0
Dylan Raiola	4	-38	0	0	0	0	-38	-9.5
Team	4	-4	0	0	0	0	-4	-1.0
Total	4	562	1047	43	136	40	1828	457.0
Opponents	4	377	770	103	242	0	1492	373.0



TEAM GAME BY GAME

DATE	OPPONENT	----RUSHING----				----RECEIVING----				-----PASSING-----				----KICK RET----				----PUNT RET----				TOTAL OFF.		
		NO.	YDS	TD	LG	NO.	YDS	TD	LG	CMP	ATT	INT	YDS	TD	LG	NO	YDS	TD	LG	NO	YDS		TD	LG
8/31/2024	UTEP	47	223	3	42	25	284	2	59	25	36	0	284	2	59	3	75	0	35	3	25	0	13	507
9/7/2024	Colorado	35	149	2	21	23	185	1	36	23	30	0	185	1	36	2	35	0	19	2	16	0	12	334
9/14/2024	UNI	22	142	2	38	20	281	2	59	20	26	1	281	2	59	0	0	0	0	1	2	0	2	423
9/20/2024	Illinois	33	48	0	14	24	297	3	44	24	35	1	297	3	44	1	26	0	26	0	0	0	0	345
	Nebraska	137	562	7	42	92	1047	8	59	92	127	2	1047	8	59	6	136	0	35	6	43	0	13	1609
	Opponents	124	377	0	21	76	770	6	38	76	125	4	770	6	38	12	242	0	61	7	103	0	37	1147

DATE	OPPONENT	-----TACKLES-----				SACKS		---FUMBLE---		INT-YDS	QBH	PBU	BLKD KICK	---KICKS---XPTS-----			PTS OFF	
		SOL	AST	TOT	TFL-YDS	NO-YDS	FF	FR-YDS	ATT-MAD					RUN	RCV	SAF	TO	
8/31/2024	UTEP	31	22	53	9.0-28	2-9	0	0-0	2-18	0	2	0	5-5	0	0	0	1	7
9/7/2024	Colorado	37	16	53	10.0-49	6-41	1	1-0	1-7	10	4	1	4-4	0	0	0	0	7
9/14/2024	UNI	24	52	76	3.0-4	1-1	0	0-0	1-15	6	6	0	4-4	0	0	0	3	
09/20/2024	Illinois	38	32	70	2.0-7	2-7	2	2-0	0-0	2	1	0	3-3	0	0	0	7	
	Nebraska	129	124	253	24.0-88	11-58	3	3-0	4-40	18	13	1	16-16	0	0	0	24	
	Opponents	160	104	264	19.0-79	6-52	3	1-0	2-0	8	10	1	6-6	0	0	0	0	

DATE	OPPONENT	-----PUNTING-----									----FIELD GOALS----			-----KICKOFFS-----				
		NO	YDS	AVG	LG	BLK	TB	FC	50+	120	ATT-MADE	LG	BLKD	NO	YDS	AVG	TB	OB
8/31/2024	UTEP	2	97	48.5	53	0	0	1	1	1	1-1	20	0	7	424	60.6	2	1
9/7/2024	Colorado	7	295	42.1	60	1	1	1	2	3	0-1	0	0	5	286	57.2	1	0
9/14/2024	UNI	0	0	0.0	0	0	0	0	0	0	2-2	31	0	7	430	61.4	3	0
9/20/2024	Illinois	3	151	50.3	53	0	0	0	2	0	1-2	21	0	5	310	62.0	2	0
	Nebraska	12	543	45.3	60	1	1	2	5	4	4-6	31	0	24	1450	60.4	8	1
	Opponents	17	663	39.0	54	0	0	5	1	6	3-5	31	1	14	803	57.4	7	0

OPPONENT GAME BY GAME

DATE	OPPONENT	RUSHING				RECEIVING				PASSING				KICK RET.				PUNT RET.				TOTAL OFF.		
		NO.	YDS	TD	LG	NO.	YDS	TD	LG	CMP	ATT	INT	YDS	TD	LG	NO	YDS	TD	LG	NO	YDS		TD	LG
8/31/2024	UTEP	24	56	0	13	16	149	1	38	16	26	2	149	1	38	3	48	0	18	1	29	0	29	205
9/7/2024	Colorado	22	16	0	17	23	244	1	30	23	40	1	244	1	30	3	99	0	61	3	14	0	14	260
9/14/2024	UNI	39	139	0	11	16	162	0	21	16	32	1	162	0	21	3	36	0	26	0	0	0	0	301
9/20/2024	Illinois	39	166	0	21	21	215	4	29	21	27	0	215	4	29	3	59	0	24	3	60	0	37	381
	Opponents	124	377	0	21	76	770	6	38	76	125	4	770	6	38	12	242	0	61	7	103	0	37	1147
	Nebraska	137	562	7	42	92	1047	8	59	92	127	2	1047	8	59	6	136	0	35	6	43	0	13	1609

DATE	OPPONENT	TACKLES				SACKS		FUMBLE		INT-YDS	QBH	PBU	BLKD KICK	KICKS-XPTS			PTS OFF	
		SOL	AST	TOT	TFL-YDS	NO-YDS	FF	FR-YDS	ATT-MAD					RUN	RCV	SAF	TO	
8/31/2024	UTEP	52	42	94	3.0-8	1-6	1	1-0	0-0	2	2	0	1-1	0	0	0	0	
9/7/2024	Colorado	45	18	63	7.0-18	0-0	0	0-0	0-0	4	2	1	1-1	0	0	0	0	
9/14/2024	UNI	29	14	43	2.0-4	0-0	0	0-0	1-0	1	2	0	0-0	0	0	0	0	
9/20/2024	Illinois	34	30	64	7.0-49	5-46	2	0-0	1-0	1	4	0	4-4	0	0	0	0	
	Opponents	160	104	264	19.0-79	6-52	3	1-0	2-0	8	10	1	6-6	0	0	0	0	
	Nebraska	129	124	253	24.0-88	11-58	3	3-0	4-40	18	13	1	16-16	0	0	1	24	

DATE	OPPONENT	PUNTING										FIELD GOALS			KICKOFFS				
		NO	YDS	AVG	LG	BLK	TB	FC	50+	120	ATT-MADE	LG	BLKD	NO	YDS	AVG	TB	OB	
8/31/2024	UTEP	2	97	48.5	53	0	0	1	1	1	1-1	20	0	7	424	60.6	2	1	
9/7/2024	Colorado	5	220	44.0	54	0	0	1	1	2	1-3	27	1	3	169	56.3	0	0	
9/14/2024	UNI	4	134	33.5	36	0	0	1	0	1	1-1	31	0	2	130	65.0	2	0	
9/20/2024	Illinois	2	74	37.0	41	0	0	1	0	2	1-1	26	0	5	323	64.6	4	0	
	Opponents	17	663	39.0	54	0	0	5	1	6	3-5	31	1	14	803	57.4	7	0	
	Nebraska	12	543	45.3	60	1	1	2	5	4	4-6	31	0	24	1450	60.4	8	1	



TEAM COMPARISON

OPPONENT	SCORE	1ST DNS (RUN/PASS/PEN.)	RUSHING	PASSING	PASS YDS	TOTAL OFFENSE	RET YDS	T/O
UTEP	40-7	30/12 (11/5; 14/7; 5/0)	47-223/24-56	25-36-0 /16-26-2	284/149	83-507/50-205	118/77	1/2
Colorado	28-10	22/15 (10/3; 7/11; 5/1)	35-149/22-16	23-30-0/23-40-1	185/244	65-334/62-260	58/113	0/2
UNI	34-3	22/18 (7/6; 13/9; 2/3)	22-142/39-139	20-26-1/16-32-1	281/162	48-423/71-301	17/36	1/1
Illinois	24-31	20/25 (7/9; 13/11; 0/5)	33-48/39-166	24-35-1/21-27-0	297/215	68-345/66-381	26/119	1/2
Totals	126-51	94/70 (35/23; 47/38; 12/9)	137-562/124-377	92-127-2/76-125-4	1047/770	264-1609/249-1147	219/345	3/7

Note: Game totals are displayed in the format NEBRASKA/OPPONENT for each category

OPPONENT	3RD DOWN	4TH DOWN	TIME POSS	MARGIN	YDS/RUSH	YDS/PASS	YDS/PLAY	PUNTING	PENALTIES	SACKS
UTEP	11-17 / 3-10	0-2/0-0	38:32 /21:28	17:04	4.7/2.3	7.9 / 5.7	6.1 / 4.1	2-48.5 / 6-39.2	3-35.0 / 9-76.0	2/1
Colorado	3-12 / 4-14	0-0/1-3	35:21/24:39	10:42	4.3/0.7	6.2 / 6.1	5.1 / 4.2	7-42.1 / 5-44.0	12-105.0 / 9-104.0	6/0
UNI	4-7 / 6-16	0-1/2-4	21:53/38:07	-16:14	6.5/3.6	10.8 / 5.1	8.8 / 4.2	0-0.0 / 4-33.5	4-44.0 / 9-95.0	1/0
Illinois	8-15/7-13	0-1/2-3	30:21/29:39	00:42	1.5/4.3	8.5/8.0	5.1/5.8	3-50.3/2-37.0	10-89.0/3-20.0	2/5
Totals	26-51 / 20-53	0-4/5-10	126:07/113:53	12:14	4.1/3.0	8.2/6.2	6.1/4.6	12-45.3/17-39.0	29-273.0/30-295.0	11/6

Note: Game totals are displayed in the format NEBRASKA/OPPONENT for each category

NEBRASKA RED ZONE CHART

NEBRASKA INSIDE OPPONENT RED-ZONE

DATE	OPPONENT	SCORE	TIMES		PTS	TOTAL RUSH PASS			-----FGs-----		----- FAILED TO SCORE INSIDE RZ -----				
			IN RZ	SCORED		TDS	TDS	TDS	MADE	MISS	DOWN	INT	FUMB	HALF	GAME
8/31/24	UTEP	W, 40-7	5	4	24	3	3	0	1	1	0	0	1	0	0
9/7/24	Colorado	W, 28-10	5	3	21	3	2	1	0	1	0	0	0	0	1
9/14/24	UNI	W, 34-3	4	4	20	2	1	1	2	2	0	0	0	0	0
9/20/24	Illinois	L, 24-31	4	4	24	3	0	3	1	1	0	0	0	0	0
Totals 15 of 18 (83.3%)			18	15	89	11	6	5	4	5	0	0	1	0	1

OPPONENT INSIDE NEBRASKA RED-ZONE

DATE	OPPONENT	SCORE	TIMES		PTS	TOTAL RUSH PASS			-----FGs-----		----- FAILED TO SCORE INSIDE RZ -----				
			IN RZ	SCORED		TDS	TDS	TDS	MADE	MISS	DOWN	INT	FUMB	HALF	GAME
8/31/24	UTEP	W, 40-7	0	0	0	0	0	0	0	0	0	0	0	0	0
9/7/24	Colorado	W, 28-10	3	2	10	1	0	1	1	2	0	0	0	0	0
9/14/24	UNI	W, 34-3	2	1	3	0	0	0	1	1	1	0	0	0	0
9/20/24	Illinois	L, 24-31	4	4	24	3	0	3	1	1	0	0	0	0	0
Totals 7 of 9 (77.8%)			9	7	37	4	0	4	3	4	1	0	0	0	0

NEBRASKA & OPPONENT LONG PLAYS & DRIVE INFORMATION

LONG SEASON PLAYS (20 OR MORE YARDS)

	[-----NEBRASKA-----]				[-----OPPONENT-----]			
	RUSH	PASS	RET	TOT	RUSH	PASS	RET	TOT
UTEP	1	2	2	5	0	2	1	3
Colorado	1	2	0	3	0	4	2	6
Northern Iowa	2	3	0	5	0	1	1	2
Illinois	0	5	1	6	2	2	2	6
TOTALS	4	12	3	19	2	9	6	17

LONG DRIVE SUPERLATIVES

	NEBRASKA	OPPONENT
Most Yards (Result)	86 vs. Colorado (TD)	78 vs. Illinois (TD)
Most Plays (Result)	19 vs. Illinois (FG)	16 vs. UNI (FG)
Most Time (Result)	9:26 vs. UTEP (FG)	10:08 vs. UNI (FG)

NEBRASKA LONG PLAYS (19; 4 RUNS; 12 PASSES; 3 RETURNS)

YDS	OPPONENT	PLAY	RESULT
59	UTEP	Pass (Raiola-Neyor)	Touchdown
59	UNI	Pass (Raiola-Lloyd)	1st-10
44	Illinois	Pass (Raiola-Neyor)	1st-10
42	UTEP	Rush (E. Johnson)	1st-Goal
38	UNI	Rush (Dowdell)	1st-10
36	UNI	Rush (E. Johnson)	Touchdown
36	Colorado	Pass (Raiola-Lloyd)	1st-Goal
35	UTEP	KOR (Barney)	1st-10
29	Illinois	Pass (Raiola-Fidone)	1st-Goal
29	Illinois	Pass (Raiola-Neyor)	1st-10
27	Illinois	Pass (Raiola-Banks)	1st-10
26	Illinois	KOR (Barney)	1st-10
25	Colorado	Pass (Raiola-Boerkircher)	1st-10
24	UNI	Pass (Raiola-Nelson)	Touchdown
24	UNI	Pass (Haarberg-E. Johnson)	1st-10
21	UTEP	Pass (Raiola-Banks)	Touchdown
21	UTEP	KOR (Barney)	1st-10
21	Colorado	Rush (Barney)	1st-10
21	Illinois	Pass (Raiola-Barney)	1st-10

OPPONENT LONG PLAYS (11; 0 RUNS; 7 PASSES; 4 RETURNS)

YDS	OPPONENT	PLAY	RESULT
61	Colorado	KOR (Horn Jr.)	1st-10
38	UTEP	Pass (Locklear-Thomas)	Touchdown
37	Illinois	PR (Beaty)	1st-10
32	UNI	KOR (Pettinger)	1st-10
30	Colorado	Pass (Sanders-Sheppard)	1st-Goal
29	UTEP	PR (Thomas)	1st-10
29	Illinois	Pass (Altmyer-Arkin)	1st-10
28	Colorado	Pass (Sanders-Hunter)	1st-10
27	Illinois	Pass (Altmyer-Bryant)	Touchdown
24	Illinois	KOR (Wilcher)	1st-10
21	UTEP	Pass (Locklear-Smith)	1st-10
21	Colorado	Pass (Sanders-Hayden)	1st-10
21	Colorado	Pass (Sanders-Hunter)	1st-10
21	UNI	Pass (Schecklman-Morancy)	1st-10
20	Colorado	KOR (Horn Jr.)	1st-10
21	Illinois	Rush (Laughery)	1st-10
21	Illinois	Rush (Feagin)	1st-Goal

GAME-OPENING DRIVES

OPPONENT	[-----NEBRASKA-----]			[-----OPPONENT-----]		
	PTS.	1ST DWN	YDS	PTS.	1ST DWN	YDS
UTEP	7	5	72	0	0	9
Colorado	7	4	49	0	0	-9
UNI	7	5	75	3	4	62
Illinois	0	1	20	7	3	78

SECOND-HALF OPENING DRIVES

OPPONENT	[-----NEBRASKA-----]			[-----OPPONENT-----]		
	PTS.	1ST DWN	YDS	PTS.	1ST DWN	YDS
UTEP	7	6	73	0	2	16
Colorado	0	0	6	3	2	49
UNI	3	3	68	0	3	46
Illinois	0	1	29	0	2	37



NEBRASKA & OPPONENT SCORING DRIVES, MISCELLANEOUS STATS

SCORING DRIVES

GAME	SCORING DRIVES	[----TIME----]		[---PLAYS---]		5 OR LESS	1 OR 0
		TOT	AVG.	TOT	AVG.		
UTEP	6	26:30	4:25	59	9.8	1	0
Colorado	4	3:22	0:50	19	4.75	2	1
Northern Iowa	6	20:08	3:21	42	7.00	1	0
Illinois	4	15:52	3:58	36	9.00	2	0
TOTAL	20	71:23	3:34	156	7.8	6	1
OPPONENTS	9	28:52	3:12	69	7.7	2	0

NEBRASKA POINTS OFF TURNOVERS

GAME	TOs GAINED	TD	FG-FGA	PTS.	(NU FUM./LOST, INT)
UTEP	2 (0/0 F/L, 2 INT)	1	0-0	7	1 (1/1 F/L, 0 INT)
Colorado	2 (2/1 F/L, 1 INT)	1	0-0	7	0 (0/0 F/L, 0 INT)
Northern Iowa	1 (2/0 F/L, 1 INT)	0	1-1	3	1 (0/0 F/L, 1 INT)
Illinois	2 (2/2 F/L, 0 INT)	1	0-1	7	1 (3/0 F/L, 1 INT)
TOTAL	7 (6/3 F/L, 4 INT)	3	1-2	24	3 (4/1 F/L, 2 INT)
OPPONENTS	3 (4/1 F/L, 2 INT)	0	0-0	0	7 (6/3 F/L, 4 INT)

PENALTY NUMBERS

	NU PEN.-YDS.	OPP. PEN.-YDS
UTEP	3-35	9-76
Colorado	12-105	9-104
Northern Iowa	4-44	9-95
Illinois	10-89	3-20
TOTALS (AVG/PENALTY)	29-273 (9.4)	30-295 (9.8)
AVG/GAME	7.3-68.3	7.5-73.8

STARTING FIELD POSITION*

GAME	NU AVG. START (yards/drives/in 20/past 50)	OPP. AVG. START (yards/drives/in 20/past 50)	NU DIFF.
UTEP	35.4 (389/11/1/3)	24.5 (270/11/3/0)	10.9
Colorado	33.8 (406/12/3/3)	26.2 (340/13/2/1)	7.6
Northern Iowa	24.4 (220/9/3/1)	24.8 (223/9/1/0)	-0.4
Illinois	27.8 (278/10/1/1)	27.6 (276/10/1/0)	0.2
TOTAL	30.8 (1293/42/8/8)	25.8 (1109/43/7/1)	5.0

*does not include drives with time of 0:00 (i.e. defensive and special teams touchdowns, end of half turnovers, overtime, etc.)

NEBRASKA SCORING DRIVES

[----DRIVE----]

OPPONENT	PLAYS	YDS	TIME	SCORE	QTR./TIME	PLAY
UTEP	12	72	5:54	7-0	1st/9:00	Dowdell 5-yd rush
UTEP	0	0	0:00	9-7	2nd/10:29	Robinson safety
UTEP	2	59	0:18	16-7	2nd/10:04	Neyer 59-yd pass from Raiola
UTEP	8	63	3:45	23-7	2nd/5:34	Ervin 2-yd rush
UTEP	9	59	2:03	30-7	2nd/0:02	Banks 21-yd pass from Raiola
UTEP	11	73	5:04	37-7	3rd/5:04	Ervin 1-yd rush
UTEP	17	87	9:22	40-7	4th/9:22	Alvano 20-yd FG
Colorado	7	49	3:22	7-0	1st/10:34	Dowdell 12-yd rush
Colorado	0	0	0:00	14-0	1st/5:46	Hill 7-yd interception return
Colorado	9	86	4:46	21-0	2nd/6:44	Dowdell 1-yd rush
Colorado	3	70	0:45	28-0	2nd/0:40	Johnson 18-yd pass from Raiola
UNI	8	75	3:20	7-0	1st/11:40	Nelson 24-yd pass from Raiola
UNI	7	75	3:08	14-3	2nd/13:04	Neyor 18-yd pass from Raiola
UNI	4	80	2:05	21-3	2nd/6:51	Barney 10-yd rush
UNI	9	68	3:31	24-3	3rd/6:17	Alvano 32-yd FG
UNI	6	33	3:11	27-3	3rd/0:43	Alvano 21-yd FG
UNI	8	80	4:33	34-3	4th/4:31	E. Johnson 36-yd rush
Illinois	18	72	8:39	3-7	1st/3:15	Hohl 21-yd FG
Illinois	4	37	2:09	10-3	1st/0:32	Neyor 6-yd pass from Raiola
Illinois	8	70	3:06	17-10	2nd/0:15	Neyor 11-yd pass from Raiola
Illinois	5	75	1:58	24-17	4th/14:57	Bonner 1-yd pass from Raiola

OPPONENT SCORING DRIVES

[----DRIVE----]

OPPONENT	PLAYS	YDS	TIME	SCORE	QTR./TIME	PLAY
UTEP	3	63	0:42	7-7	1st/2:24	Thomas 38-yd pass from Locklear
Colorado	8	49	2:46	3-28	3rd/10:38	Mata 27-yd FG
Colorado	6	58	2:04	10-28	4th/8:45	Wester 5-yd pass from Sanders
UNI	16	62	10:08	3-7	1st/1:32	Palmer 31-yd FG
Illinois	6	78	2:08	0-7	1st/11:54	Bryant 27-yd pass from Altmeyer
Illinois	8	62	3:48	10-10	2nd/11:37	Olano 26-yd FG
Illinois	11	57	5:00	17-17	3rd/1:55	Arkin 3-yd pass from Altmeyer
Illinois	8	75	4:21	24-24	4th/10:36	Henderson 6-yd pass from Altmeyer
Illinois	2	25	0:00	31-24	OT	Bryant 4-yd pass from Altmeyer



INDIVIDUAL CAREER/SEASON SUPERLATIVES

SEASON AND CAREER, MOST PASSING YARDS

PLAYER	2024	CAREER
Heinrich Haarberg	35 vs. UTEP	199 vs. Michigan, '2023
Jaylin Gramstad	11 vs. UTEP	397-% at Mount Mary '23
Dylan Raiola	297 vs. Illinois	Same

SEASON AND CAREER, LONGEST PASS

2024	CAREER
24 vs. UTEP (E. Johnson)	72* vs. Purdue, '23 (Lloyd)
11 vs. UTEP (Mangini)	69 vs. Keiser, '22
59*, 59 vs. UTEP (Neyor), UNI (Lloyd)	Same

*-Indicates touchdown pass; %-at Northwestern (Iowa)

SEASON AND CAREER, MOST RECEIVING YARDS

PLAYER	2024	CAREER
Jahmal Banks	94 vs. Illinois	141-@, vs. Clemson
Jacory Barney Jr.	29 vs. Colorado; UTEP	Same
Alex Bullock	12 vs. UTEP	56 at Minnesota, '23
Nate Boerkircher	25 vs. Colorado	33 at Colorado, '23
Janiran Bonner	26 vs. UTEP	Same
Malachi Coleman		44 vs. Northwestern, '23
Jaidyn Doss		16 vs. Purdue, '23
Dante Dowdell	10 vs. Illinois	same
Isaiah Garcia-Castaneda		120 at Northwestern, '22
Gabe Ervin Jr.		20 vs. Northern Illinois, '23
Thomas Fidone III	46 vs. Illinois	Same
Heinrich Haarberg	8 vs. UNI	10 at Minnesota, '23
Rahmir Johnson	49 vs. Colorado	105 Michigan, '21
Emmett Johnson	43 vs. UNI	Same
Luke Lindenmeyer	12 vs. UTEP	Same
Jaylen Lloyd	59 vs. UNI	73 vs. Purdue, '23
Roman Mangini	11 vs. UTEP	Same
Maurice Mazzucca		13-I vs. Bloomsburg, '21
Carter Nelson	48 vs. UNI	Same
Isaiah Neyor	121 vs. UTEP	126-^ vs. Boise State '21
Keelan Smith	4 vs. UTEP	Same

SEASON AND CAREER, LONGEST CATCH

2024	CAREER
27 vs. Illinois (Raiola)	48-@, vs. Missouri, '22
21 vs. Illinois (Raiola)	Same
12 vs. UTEP (Haarberg)	34 * at Minnesota (Sims)
25 vs. Colorado (Raiola)	Same
14 vs. UTEP (Raiola)	Same
	44* vs. Northwestern (Haarberg)
	16 vs. Purdue (Haarberg)
6 vs. Illinois (Raiola)	Same
	75-& at New Mexico, 21
	12 vs. Northern Illinois (Haarberg)
29 vs. Illinois (Raiola)	29 * vs. La Tech (Haarberg); vs. Illinois (Raiola)
8 vs. UNI (Raiola)	Same
18 vs. Colorado (Raiola)	43 Michigan, '21 (Martinez)
24 vs. UNI (Haarberg)	Same
12 vs. UTEP (Haarberg)	Same
59 vs. UNI (Raiola)	73* vs. Purdue (Haarberg)
11 vs. UTEP (Gramstad)	Same
	18-I vs. Bloomsburg, '21
24* vs. UNI (Raiola)	Same
59* vs. UTEP (Raiola)	74-^ vs. Boise State '21
4 vs. UTEP (Haarberg)	Same

*-Indicates touchdown scored &-at New Mexico State; @-Wake Forest; ^-Wyoming; #-Oregon; I-at Mercyhurst

SEASON AND CAREER, MOST RUSHING YARDS

PLAYER	2024	CAREER
Jahmal Banks		7-@ Pittsburgh, '23
Jacory Barney Jr.	28 vs. Colorado	Same
Janiran Bonner		5 vs. Michigan, '23
Dante Dowdell	74 vs. Colorado	Same
Gabe Ervin Jr.	24 vs. UTEP	74 at Colorado, '23
Isaiah Garcia-Castaneda		6 vs. Kentucky, '21
Jaylin Gramstad	2 vs. UTEP	184 at Concordia, '22
Heinrich Haarberg	8 vs. UTEP	157 vs. Louisiana Tech, '23
Tommi Hill		-5 vs. Northern Illinois, '23
Kwinten Ives	4 vs. UTEP	
Emmett Johnson	71 vs. UTEP	84 vs. Maryland, '23
Rahmir Johnson	50 vs. UTEP	83 at Minnesota, '21
Daniel Kaelin		
Luke Lindenmeyer		-2 at Colorado, '23
Maurice Mazzucca	8 vs. UTEP	58-I at Mercyhurst, '21
Jaylen Lloyd		9 at Minnesota, '23
Carter Nelson		
Mekhi Nelson	2 vs. UTEP	Same
Isaiah Neyor	13 vs. Illinois	58-^ vs. New Mexico, '20
Dylan Raiola	13 vs. UNI	Same
Kenneth Williams	5 vs. UTEP	

SEASON AND CAREER, LONGEST RUN

2024	CAREER
21 vs. Colorado	7-@ Pittsburgh, '23
	3 vs. Michigan, '23
38 vs. UNI	Same
11 vs. UTEP	27 at Minnesota, '23
	6 & vs. Kentucky, '21
2 vs. UTEP	71 at Concordia, '22
8 vs. UTEP	72 * vs. Louisiana Tech, '23
	-5 vs. Northern Illinois, '23
5 vs. UTEP	Same
42 vs. UTEP	Same
13 vs. UTEP	44 at Colorado, '23
5 vs. UTEP	-1 at Colorado, '23
	51-I at Mercyhurst, '21
	9 at Minnesota, '23
2 vs. UTEP	Same
13 vs. Illinois	58-^ vs. New Mexico, '20
15 vs. UNI	Same
5 vs. UTEP	

*-Indicates touchdown scored &-New Mexico State; @-Wake Forest; ^-Wyoming; #-Oregon; %-at Northwestern (Iowa); I-at Mercyhurst



INDIVIDUAL CAREER/SEASON SUPERLATIVES

SEASON AND CAREER, MOST TACKLES, TFLS AND SACKS

PLAYER	TACKLES (2024)	CAREER	TFL (2024)	CAREER	SACKS (2024)	CAREER
Dwight Bootle		2 vs. No. Illinois, '23		none		none
Jacob Bower	1 vs. UNI	Same		none		none
Derek Branch	2 vs. UNI	Same	0.5 vs. UNI	none		none
Kody Bretz	1 vs. UNI	2 vs. Michigan, '23		none		none
Grant Buda	1 vs. UTEP	Same		none		none
Mario Buford	3 vs. UNI	Same		none		none
Marques Buford Jr.	4 vs. UNI	10 at Wisconsin, '23		1.5 at Wisconsin, '23		1.0 vs. Maryland, '23
John Bullock	9 vs. UNI; vs. Illinois	Same	2.0 vs. Colorado	Same	1.0 vs. UNI; vs. Illinois	1.0 3x, last vs. Illinois
Noah Bustard	2 vs. UTEP	Same		none		none
Jimari Butler	3 vs. Illinois	6 vs. Northwestern, '23	1.0 vs. Colorado	1.5 3x last vs. Maryland, '23		1.0 5x last vs. Wis, '23
Jeremiah Charles	1 3x, last vs. UNI	Same		none		none
Keona Davis	2 vs. UNI	Same		none		none
Mikai Gbayor	6 vs. Colorado; vs. Illinois	6 3x, last vs. Illinois	1.5 vs. UTEP	Same		0.5 at Mich St., '23
Vincent Genatone		1-^ vs. Butler, '23		none		none
Isaac Gifford	10 vs. UNI	11 vs. Ga. So., '22; vs Iowa, '23	1.5 vs. UNI	2.0 vs. Indiana, '22; Purdue '23		1.0 vs. Illinois, '22
Mason Goldman	2 vs. UTEP; vs. UNI	Same	1.0 vs. UTEP	Same	1.0 vs. UTEP	Same
Malcolm Hartzog	5 vs. UTEP	6 at Colorado, '23		1.0 vs. Wis., '22; at Minn., '23		none
Blye Hill		4 vs. Duquesne, '23		1.0 vs. Merrimack, '23		none
Tommi Hill	6 vs. Colorado	8 vs. Ga. Southern, '22		none		0.5 vs. Maryland, '23
Nash Hutmacher	4 vs. Illinois	7 vs. Northwestern, '23	1.0 vs. UTEP, vs. Colorado	2.5 vs. No. Illinois '23; NW '23	1 vs. Colorado	2.5 vs. Northwestern, '23
Elijah Jeudy	1 vs. UTEP; vs. UNI	2 vs. La Tech; NW, '23	0.5 vs. UTEP	1.0 vs. Northwestern, '23		none
Donovan Jones	1 vs. UTEP	Same		none		none
Sua Lefotu		2 vs. Michigan, '23		none		none
Cameron Lenhardt	3 vs. Colorado; vs. UNI	4 at Michigan State, '23	1.5 vs. Colorado	2.0 at Colorado, '23	0.5 vs. Colorado	2.0 at Colorado, '23
Vincent Jackson		none		none		none
Willis McGahee IV	3 vs. UTEP	none	1.0 vs. Colorado	Same	1.0 vs. Colorado	Same
Maverick Noonan	1 vs. UTEP	none	1.0 vs. UTEP	Same		none
Dylan Parrott	1 vs. UNI	Same		none		none
Ty Robinson	3 vs. Illinois	7 vs. Maryland, '23	2.0 vs. UTEP	Same	1.0 vs. UTEP; vs. Colorado	1 6x, last vs. Colo, '24
Dylan Rogers	1 vs. Colorado	Same		none		none
A.J. Rollins		4 vs. No. Illinois, '23		none		none
Amare Sanders	2 vs. UNI	none		none		none
Ismael Smith Flores	1 vs. UTEP	Same		none		none
Gage Stenger	2 vs. Illinois	Same		none		none
Rahmir Stewart	2 vs. UTEP; vs. UNI	Same		none		none
MJ Sherman	6 vs. Illinois	Same	1.0 vs. Colorado	1.0 vs. No. Ill., '23; vs. Colo.	1.0 vs. Colorado	1.0 vs. NIU, '23; vs. Colo.
Vincent Shavers	3 vs. UTEP	Same		none		none
DeShon Singleton	6.3x last vs. Illinois	7 at Minn., '23; La Tech, '23		1.5 vs. Louisiana Tech, '23		none
Gage Stenger	1 vs. UTEP	Same		none		none
Stefon Thompson	6 vs. UNI	10-@ vs. Pittsburgh, '21		4.0-@ at Louisville, '20		2.0-@ vs. Albany, '21
Traveon Thompson	1 vs. UTEP	Same		none		none
Princewell Umanmeilen	2 vs. UTEP; vs. Illinois	7 vs. Northwestern, '23	0.5 vs. Colorado	2.0 vs. Northwestern, '23	0.5 vs. Colorado	1.0 NW, '23
Riley Van Poppel		1 4x, last vs. Maryland, '23		0.5 at Colorado, '23		0.5 at Colorado, '23
Kai Wallen	2 vs. UNI	Same		none		none
James Williams	2 vs. UNI	2 at MSU, '23; vs. UNI		1.0 vs. NW, '23; at MSU, '23		1.0 vs. NW; MSU, '23
Ceyair Wright	6 vs. Illinois	Same	1.0 vs. Illinois	1.0-\$ vs. SJSU, '23; vs. Illinois	1.0 vs. Illinois	Same
Javin Wright		8 vs. Maryland, '23		0.5 at Michigan State, '23		0.5 vs. Iowa, '23

%-Arizona State; #-Georgia @-Syracuse; \$-USC; ^-Montana

NEBRASKA STATISTICAL HIGHS AND LOWS

NEBRASKA TOTALS	HIGHS	LOWS
Points Scored	40 vs. UTEP	24 vs. Illinois
First Downs	30 vs. UTEP	20 vs. Illinois
Rushing Attempts	47 vs. UTEP	22 vs. UNI
Rushing Yards	223 vs. UTEP	107 vs. Illinois
Passes Attempted	36 vs. UTEP	26 vs. UNI
Passes Completed	25 vs. UTEP	20 vs. UNI
Had Intercepted	1 vs. UNI; vs. Illinois	0 vs. UTEP; vs. Colo.
Passing Yards	297 vs. Illinois	185 vs. Colo.
Total Plays	83 vs. UTEP	48 vs. UNI.
Total Yards	507 vs. UTEP	334 vs. Colo.
Possession Time	38:32 vs. UTEP	21:53 vs. UNI
Fumbles	3 vs. Illinois	0 vs. Colo.; vs. UNI
Fumbles Lost	1 vs. UTEP	0 vs. Colo.; vs. UNI; vs. Illinois
Turnovers	1 vs. UTEP; vs. UNI; vs. Illinois	0 vs. Colo.
Turnover Margin	+2 vs. Colo.	0 vs. UNI
Penalties	12 vs. Colo.	3 vs. UTEP
Yards Penalized	104 vs. Colo.	35 vs. UTEP
Sacks By-Yards Lost	6-41 vs. Colo.	1-1 vs. UNI
Team Tackles for Loss-Yards	10-49 vs. Colo.	2.0-7 vs. Illinois

NEBRASKA INDIVIDUAL OFFENSIVE HIGHS

Most Rushing Attempts	20; Donte Dowdell vs. Illinois
Most Net Rushing Yards	74; Donte Dowdell vs. Colo.
Most Rushing TDs	2; Gabe Ervin Jr. vs. UTEP; Donte Dowdell vs. Colo.
Longest TD Run	36; Emmett Johnson vs. UNI
Longest Run, No TD	42; Emmett Johnson vs. UTEP
Most Pass Attempts	35; Dylan Raiola vs. Illinois
Most Completed Passes	24; Dylan Raiola vs. Illinois
Most Passing Yards	297; Dylan Raiola vs. Illinois
Most Passing TDs	3; Dylan Raiola vs. Illinois
Longest TD Pass	59; Dylan Raiola to Isaiah Neyor vs. UTEP
Longest Pass, No TD	59; Dylan Raiola to Jaylen Lloyd vs. UNI
Most Pass Receptions	8; Rahmir Johson vs. Colo.; Jahmal Banks vs. Illinois
Most Receiving Yards	121; Isaiah Neyor vs. UTEP
Most TD Receptions	2; Isaiah Neyor vs. Illinois
Most Total Offense Attempts	42; Dylan Raiola vs. Colo. (35 pass, 7 rush)
Most Total Offense Yards	260; Dylan Raiola vs. UNI (13 rush, 247 passing)
Most All-Purpose Attempts	22; Donte Dowdell vs. Illinois.
Most All-Purpose Yards	121; Isaiah Neyor vs. UTEP
Most Touchdowns Scored	2; Gabe Ervin Jr. vs. UTEP; Donte Dowdell vs. Colo.; Isaiah Neyor vs. Illinois

NEBRASKA INDIVIDUAL SPECIAL TEAMS HIGHS

Most Field Goals Attempted	2; Tristan Alvano vs. UNI; John Hohl vs. Illinois
Most Field Goals Made	2; Tristan Alvano vs. UNI
Longest Field Goal Made	31; Tristan Alvano vs. UNI
Longest Field Goal Attempted	39; John Hohl vs. Illinois.
Longest Punt Return, TD	None
Longest Punt Return, No TD	13; Isaiah Garcia-Castaneda vs. UTEP
Most Punt Return Yardage	25; Isaiah Garcia-Castaneda vs. UTEP
Longest Kickoff Return, TD	None
Longest Kickoff Return, No TD	35; Jacory Barney Jr. vs. UTEP
Most Kickoff Return Yardage	75; Jacory Barney Jr. vs. UTEP
Longest Blocked Punt, TD	None
Longest Blocked Field Goal Return	None
Most Punts	5; Brian Buschini vs. Colo. (50.8 avg)
Highest Punting Average	50.8; Brian Buschini vs. Colo. (5 punts)
Longest Punt	60; Brian Buschini vs. Colo.
Most Blocked Field Goals	1; Ty Robinson vs. Colo.
Most Blocked Punts	None
Most Blocked PAT	None

NEBRASKA INDIVIDUAL DEFENSIVE HIGHS

Most Total Tackles	10; Isaac Gifford. vs. UNI
Most Solo Tackles	6; John Bullock vs. Illinois
Most Tackles for Loss	2.0; Ty Robinson vs. UTEP; John Bullock vs. Colo.
Most Yards Lost	11; Nash Hutmacher vs. Colo. (1.0 TFL)
Most Quarterback Sacks	1.0.; 10 players
Most Yards Lost	11; Nash Hutmacher vs. Colo. (1.0 sack)
Most Pass Breakups	1; Nine Times
Most Interceptions	1; Malcolm Hartzog Jr. and Rahmir Stewart vs. UTEP; Tommi Hill vs. Colo.; M. Hartzog vs. UNI
Longest Interception TD Return	7; Tommi Hill vs. Colo.
Longest Interception Return, No TD	18; Rahmir Stewart vs. UTEP
Longest Fumble TD Return	None
Longest Fumble Return, No TD	None

OPPONENT STATISTICAL HIGHS AND LOWS

OPPONENT TOTALS	HIGHS	LOWS
Points Scored	31 vs. Illinois	3 vs. UNI
First Downs	25 vs. Illinois	12 vs. UTEP
Rushing Attempts	39 vs. UNI; vs. Illinois	22 vs. Colo.
Rushing Yards	175 vs. Illinois	16 vs. Colo.
Passes Attempted	40 vs. Colo.	26 vs. UTEP
Passes Completed	23 vs. Colo.	16 vs. UTEP
Had Intercepted	2 vs. UTEP	0 vs. Illinois
Passing Yards	244 vs. Colo.	149 vs. UTEP
Total Plays	71 vs. UNI	50 vs. UTEP
Total Yards	381 vs. Illinois	205 vs. UTEP
Possession Time	38:07 vs. UNI	21:28 vs. UTEP
Fumbles	2 vs. Colo.; vs. UNI; vs. Illinois	0 vs. UTEP
Fumbles Lost	2 vs. Illinois	0 vs. UTEP; vs. UNI
Turnovers	2 vs. UTEP; vs. Colo.	2 vs. UTEP; vs. Colo.
Turnover Margin	0 vs. UNI	-2 vs. Colo.
Penalties	9 vs. UTEP; vs. Colo.; vs. UNI	3 vs. Illinois
Yards Penalized	104 vs. Colo.	20 vs. Illinois
Sacks By-Yards Lost	5-46 vs. Illinois	0-0 vs. Colo.; vs. UNI
Team Tackles for Loss-Yards	7-18 vs. Colo.; 7-49 vs. Illinois	2-4 vs. UNI


OPPONENT INDIVIDUAL HIGHS

Most Yards Rushing	69; Kevin Feagin (Illinois)
Most Rushing Attempts	12; Kevin Feagin (Illinois)
Most Yards Passing	244; Shadeur Sanders (Colo.)
Most Passing Attempts	38; Shadeur Sanders (Colo.)
Most Pass Completions	23; Shadeur Sanders (Colo.)
Most Pass Receptions	10; Travis Hunter (Colo.)
Most Yards Receiving	110; Travis Hunter (Colo.)

OPPONENT INDIVIDUAL LONGEST PLAYS

Rush	21; Kevin Feagin (Illinois) Aiden Laughery (Illinois)
Pass	38; Skyler Locklear to Kam Thomas (UTEP)
Field Goal	31; Caden Palmer (UNI)
Punt Return	37; Hank Beatty (Illinois)
Kickoff Return	61; Jimmy Horn Jr. (Colo.)
Fumble Return	None
Interception Return	0; Fletcher Marshall Jr. (UNI); Torrie Cox Jr. (Illinois)
Punt	54; Mark Vassett (Colo.)

*-Indicates touchdown scored

 GAME 1 Aug. 31, 2024 Memorial Stadium Lincoln, Neb. Attend: 86,072 TV: FOX	
UTEP (0-1)	7
NEBRASKA (1-0)	40

SCORING BY QUARTERS

Team	1st	2nd	3rd	4th	Total
UTEP	7	0	0	0	7
Nebraska	7	23	7	3	40

SCORING SUMMARY

Qtr.	Time	Team	Scoring Play
1st	09:00	NEB	Dowdell 5 yd rush (Alvano kick) 12-72, 05:54 UTEP 0, NEB 7
1st	02:24	UTEP	Thomas 38 yd pass from Locklear (Flabiano kick) 3-63, 00:42 UTEP 7, NEB 7
2nd	10:29	NEB	Robinson SAFETY UTEP 7, NEB 9
2nd	10:04	NEB	Neyor 59 yd pass from Raiola (Alvano kick) 2-59, 00:18 UTEP 7, NEB 16
2nd	05:34	NEB	Ervin Jr. 3 yd rush (Alvano kick) 8-63, 03:45 UTEP 7, NEB 23
2nd	00:02	NEB	Banks 21 yd pass from Raiola (Alvano kick) 9-59, 02:03 UTEP 7, NEB 30
3rd	05:34	NEB	Ervin Jr. 1 yd rush (Alvano kick) 11-73, 05:04 UTEP 7, NEB 37
4th	09:22	NEB	Alvano 20 yd FG 17-87, 09:26 UTEP 7, NEB 40

TEAM STATISTICS

	UTEP	NEB
FIRST DOWNS	12	30
RUSHES-YARDS (NET)	24-56	47-223
PASSING-YARDS (NET)	149	284
Passes Att-Comp-Int	23-16-0	25-14-1
TOTAL OFFENSE PLAYS-YARDS	16-26-2	25-36-0
Fumble Returns-Yards	1-0	0-0
Punt Returns-Yards	1-29	3-25
Kickoff Returns-Yards	3-48	3-75
Interception Returns-Yards	0-0	2-18
Punts (Number-Avg)	6-39.2	6-48.5
Fumbles-Lost	0-0	1-0
Penalties-Yards	9-76	3-35
Possession Time	21:28	38:32
Third-Down Conversions	3-10	11-17
Fourth-Down Conversions	0-0	2-2
Sacks By: Number-Yards	1-6	2-9

INDIVIDUAL STATISTICS

RUSHING: UTEP: Jevon Jackson 10-32; Skyler Locklear 4-15; Cade McConnell 2-12; Corey Wren 4-2; Kam Thomas 1-2; Jaden Smith 1-1; Shay Smith 2-6. **NEB:** Emmett Johnson 8-71; Dante Dowdell 8-55; Rahmir Johnson 11-50; Gabe Ervin Jr. 6-24; Heinrich Haarberg 2-8; Maurice Mazzucca Jr. 5-8; Kenneth Williams 1-5; Kwinten Ives 3-4; Jalyn Gramstad 1-2; Mekhi Nelson 1-2; Dylan Raiola 1-6


PASSING: UTEP: Skyler Locklear 11-17-1-115-1; Cade McConnell 3-7-1-20-0; Shay Smith 2-2-0-14-0. **NEB:** Dylan Raiola 19-27-0-238-2; Heinrich Haarberg 5-5-0-35-0; Jalyn Gramstad 1-3-0-11-0; TEAM 0-1-0-0-0.

RECEIVING: UTEP: Kam Thomas 7-71; Jaden Smith 4-33; Trey Goodman 2-26; Joshua Dye 1-11; Marcus Vinson 1-5; Ashton Nickelberry 1-3. **NEB:** Isaiah Neyor 6-121; Jahmal Banks 4-61; Janiran Bonner 3-26; Carter Nelson 3-21; Thomas Fidone II 3-1; Luke Lindenmeyer 1-12; Alex Bullock 1-12; Roman Mangini 1-11; Jacory Barney Jr. 1-10; Emmett Johnson 1-5; Keelan Smith 1-4.

INTERCEPTIONS: UTEP: None. **NEB** Malcolm Hartzog Jr. 1-0; Rahmir Stewart 1-18.

FUMBLES: UTEP: None. **NEB** Dante Dowdell 1-1

TACKLE LEADERS: UTEP: Dorian Hopkins 6-10. **NEB** Malcolm Hartzog Jr. 5-0; Mikai Gbaylor 2-3

 GAME 2 Sept. 7, 2024 Memorial Stadium Lincoln, Neb. Attend: 86,906 TV: NBC	
COLORADO (1-1)	10
NEBRASKA (2-0)	28

SCORING BY QUARTERS

Team	1st	2nd	3rd	4th	Total
Colorado	0	0	3	7	10
Nebraska	14	14	0	0	28

SCORING SUMMARY

Qtr.	Time	Team	Scoring Play
1st	10:34	NEB	Dowdell 12 yd rush (Alvano kick) 7-49, 03:22 CU 0, NEB 7
1st	05:46	NEB	Hill 7 yd interception return (Alvano kick) CU 0, NEB 14
2nd	06:44	NEB	Dowdell 1 yd rush (Alvano kick), 9-86, 04:46 CU 0, NEB 21
2nd	00:40	NEB	R. Johnson 18 yd pass from Raiola (Alvano kick) 3-70, 00:45 CU 0, NEB 28
3rd	10:38	CU	Mata 27 yd FG 8-49, 02:46 CU 3, NEB 28
4th	08:45	CU	Wester 5 yd pass from Sanders (Mata kick) 6-58, 02:04 CU 10, NEB 28

TEAM STATISTICS

	CU	NEB
FIRST DOWNS	15	22
RUSHES-YARDS (NET)	22-16	35-149
PASSING-YARDS (NET)	244	185
Passes Att-Comp-Int	40-23-1	30-23-0
TOTAL OFFENSE PLAYS-YARDS	62-260	65-334
Fumble Returns-Yards	0-0	1-0
Punt Returns-Yards	3-14	2-16
Kickoff Returns-Yards	3-99	2-35
Interception Returns-Yards	0-0	1-7
Punts (Number-Avg)	5-44.0	5-42.1
Fumbles-Lost	2-1	0-0
Penalties-Yards	9-104	12-105
Possession Time	24:39	35:21
Third-Down Conversions	4-14	3-12
Fourth-Down Conversions	1-3	0-0
Red-Zone Scores-Chances	2-3	3-5
Sacks By: Number-Yards	0-0	6-41

INDIVIDUAL STATISTICS

RUSHING: CU: Dallen Hayden 5-32; Isaiah Augustave 2-6; Charlie Offerdahl 4-4; Ryan Staub 3-4; Shedeur Sanders 8-30. **NEB:** Dante Dowdell 17-74; Rahmir Johnson 9-33; Jacory Barney Jr. 2-28; Dylan Raiola 3-7; Gabe Ervin Jr. 2-6; Emmett Johnson 1-3; TEAM 1-2

PASSING: CU: Shedeur Sanders 23-38-1-244-1; Ryan Staub 0-2-0-0-0. **NEB:** Dylan Raiola 23-30-0-185-1.

RECEIVING: CU: Travis Hunter 10-110; LaJohntay Wester 4-20; Will Sheppard 3-59; Jimmy Horn Jr. 3-26; Dallen Hayden 2-27; Sav'ell Smalls 1-2. **NEB:** Rahmir Johnson 8-49; Jacory Barney Jr. 6-29; Isaiah Neyor 4-31; Jahmal Banks 2-2; Jaylen Lloyd 1-36; Nate Boerkircher 1-25; Thomas Fidone II 1-13

INTERCEPTIONS: CU: None. **NEB:** Tommi Hill 1-0.

FUMBLES: CU: Jimmy Horn Jr. 1-0; Ryan Staub 1-1. **NEB** None

TACKLE LEADERS: CU: Cam'Ron Silmon-Craig 11-0. **NEB:** DeShon Singleton 5-1; Tommi Hill 4-2; Mikai Gbaylor 3-3; Isaac Gifford 2-4

 GAME 3 Sept. 14, 2024 Memorial Stadium Lincoln, Neb. Attend: 86,546 TV: BTN	
NORTHERN IOWA (2-1)	3
NEBRASKA (3-0)	34

SCORING BY QUARTERS

Team	1st	2nd	3rd	4th	Total
Northern Iowa	3	0	0	0	3
Nebraska	7	14	6	7	34

SCORING SUMMARY

Qtr.	Time	Team	Scoring Play
1st	11:40	NEB	Nelson 24 yd pass from Raiola (Alvano kick) 8-75, 03:20 UNI 0, NEB 7
1st	01:32	UNI	Palmer 31 yd FG 16-62, 10:08 UNI 3, NEB 7
2nd	13:04	NEB	Neyor 18 yd pass from Raiola (Alvano kick) 7-75, 03:20 UNI 3, NEB 14
2nd	06:51	NEB	Barney Jr. 10 yd rush (Alvano kick) 4-80, 02:05 UNI 3, NEB 21
3rd	06:17	NEB	Alvano 31 yd FG 9-68, 03:31 UNI 3, NEB 24
3rd	00:43	NEB	Alvano 21 yd FG 6-33, 03:11 UNI 3, NEB 27
4th	04:31	NEB	E. Johnson 36 yd rush (Hohl kick) 8-80, 04:33 UNI 3, NEB 34

TEAM STATISTICS

	UNI	NEB
FIRST DOWNS	18	22
RUSHES-YARDS (NET)	39-139	22-142
PASSING-YARDS (NET)	162	281
Passes Att-Comp-Int	32-16-1	26-20-1
TOTAL OFFENSE PLAYS-YARDS	71-301	48-423
Fumble Returns-Yards	0-0	0-0
Punt Returns-Yards	0-0	1-2
Kickoff Returns-Yards	3-36	0-0
Interception Returns-Yards	1-0	1-15
Punts (Number-Avg)	4-33.5	4-0
Fumbles-Lost	2-0	0-0
Penalties-Yards	9-95	4-44
Possession Time	38:07	21:53
Third-Down Conversions	6-16	4-7
Fourth-Down Conversions	2-4	0-1
Red-Zone Scores-Chances	1-2	4-4
Sacks By: Number-Yards	0-0	1-1

INDIVIDUAL STATISTICS

RUSHING: UNI: Aidan Dunne 11-49; Amauri Pesek-Hickson 11-39; Tye Edwards 10-37; Matthew Schecklman 2-10; Sergio Morancy 1-6; Harrison Bey-Buie 2-4; TEAM 2-6. **NEB:** Dante Dowdell 6-55; Emmett Johnson 4-50; Dylan Raiola 2-13; Jacory Barney Jr. 1-10; Heinrich Haarberg 3-7; Rahmir Johnson 2-4; Gabe Ervin Jr. 3-3; Janiran Bonner 1-0

PASSING: UNI: Aidan Dunne 13-25-1-117-0; Matthew Schecklman 3-7-0-45-0. **NEB:** Dylan Raiola 17-23-1-247-2; Heinrich Haarberg 3-3-0-34-0.

RECEIVING: UNI: Amauri Pesek-Hickson 3-25; Desmond Hutson 3-24; Sergio Morancy 2-30; Jaiden Ellis-Lahey 2-29; Derek Anderson 2-24; Layne Pryor 2-10; JC Roque Jr. 1-16; Tye Edwards 1-4. **NEB:** Carter Nelson 4-48; Emmett Johnson 3-43; Jacory Barney Jr. 3-29; Isaiah Neyor 2-35; Rahmir Johnson 2-28; Thomas Fidone II 2-13; Jaylen Lloyd 1-59; Jahmal Banks 1-13; Heinrich Haarberg 1-8; Janiran Bonner 1-5

INTERCEPTIONS: UNI: Fletcher Marshall Jr. 1-0. **NEB:** Malcolm Hartzog Jr. 1-15

FUMBLES: UNI: Sergio Morancy 1-0. Team 1-0. **NEB** None

TACKLE LEADERS: UNI: Tucker Langenberg 5-1; JJ Devil 3-3. **NEB:** Isaac Gifford 4-6



GAME 4

Sept. 20, 2024
Memorial Stadium
Lincoln, Neb.
Attend: 86,936
TV: FOX

ILLINOIS (4-0, 1-0)

31

NEBRASKA (3-1, 1-1)

24

SCORING BY QUARTERS

Team	1st	2nd	3rd	4th	OT	Total
Illinois	7	3	7	7	7	31
Nebraska	10	7	0	7	0	24

SCORING SUMMARY

Qtr.	Time	Team	Scoring Play
1st	11:54	ILL	Bryant 27 yd pass from Altmeyer (Olano kick), 6-78, 02:08 ILL 7, NEB 0
1st	03:15	NEB	Hohl 21 yd FG 18-72, 08:39 ILL 7, NEB 3
1st	00:32	NEB	Neyor 6 yd pass from Raiola (Hohl kick) 4-37, 02:09 ILL 7, NEB 10
2nd	11:37	ILL	Olano 26 yd FG 8-62, 03:48 ILL 10, NEB 10
2nd	00:16	NEB	Neyor 11 yd pass from Raiola (Hohl kick) 9-70, 03:06 ILL 10, NEB 17
3rd	01:55	ILL	Arkin 3 yd pass from Altmeyer (Olano kick) 11-57, 05:00 ILL 17, NEB 17
4th	14:57	NEB	Bonner 1 yd pass from Raiola (Hohl kick) 5-75, 01:58 ILL 17, NEB 24
4th	10:36	ILL	Henderson 6 yd pass from Altmeyer (Olano kick) 9-75, 04:21 ILL 24, NEB 24
OT1	00:00	ILL	Bryant 4 yd pass from Altmeyer (Olano kick), 2-25, ILL 31, NEB 24

TEAM STATISTICS

	ILL	NEB
FIRST DOWNS	25	20
RUSHES-YARDS (NET)	39-166	33-48
PASSING-YARDS (NET)	215	297
Passes Att-Comp-Int	27-21-0	35-24-1
TOTAL OFFENSE PLAYS-YARDS	66-381	68-345
Fumble Returns-Yards	0-0	2-0
Punt Returns-Yards	3-60	0-0
Kickoff Returns-Yards	3-59	1-26
Interception Returns-Yards	1-0	0-0
Punts (Number-Avg)	2-37.0	2-50.3
Fumbles-Lost	2-2	3-0
Penalties-Yards	3-20	9-89
Possession Time	29:39	30:21
Third-Down Conversions	7-13	8-15
Fourth-Down Conversions	2-3	0-1
Red-Zone Scores-Chances	4-4	4-4
Sacks By: Number-Yards	5-46	2-7

INDIVIDUAL STATISTICS

RUSHING: ILL: Kaden Feagin 12-69; Josh McCray 9-38; Aidan Laughery 4-30; Luke Altmeyer 10-21; Ca'Lil Valentine 3-10; TEAM 1--2. **NEB:** Dante Dowdell 20-72; Rahmir Johnson 4-17; Isaiah Neyor 1-13; TEAM 1--2; Dylan Raiola 7--52

PASSING: ILL: Luke Altmeyer 21-27-0-215-4. **NEB:** Dylan Raiola 24-35-1-297-3

RECEIVING: ILL: Pat Bryant 5-74; Zakhari Franklin 5-50; Tanner Arkin 4-28; Collin Dixon 2-25; Malik Elzy 1-15; Hank Beatty 1-14; Josh McCray 1-6; Brandon Henderson 1-6; Aidan Laughery 1--3. **NEB:** Jahmal Banks 8-94; Isaiah Neyor 4-90; Jacory Barney Jr. 4-25; Thomas Fidone II 2-46; Rahmir Johnson 2-14; Dante Dowdell 2-10; Jaylen Lloyd 1-17; Janiran Bonner 1-1.

INTERCEPTIONS: ILL: Torrie Cox Jr.. 1-0. **NEB:** None

FUMBLES: ILL: Hank Beatty 1-1, Luke Altmeyer 1-1. **NEB:** Rahmir Johnson 1-0, Dylan Raiola 2-0

TACKLE LEADERS: ILL: Dylan Rosiek 4-5; **NEB:** John Bullock 6-3