



NEBRASKA BASKETBALL

2024-25 GAME NOTES

X HUSKERMBB

Instagram HUSKERMBB

f HUSKERMBB

EXHIBITION #1

OPPONENT: GRAND VALLEY STATE
DATE: SUNDAY, OCT. 27
TIPOFF: 1:01 P.M. (CENTRAL)
LOCATION: LINCOLN, NEB
ARENA: PINNACLE BANK ARENA

GAME AT A GLANCE



Nebraska Cornhuskers
2023-24 Record:23-11
Head Coach: Fred Hoiberg
Record at Nebraska: 63-94 (6th year)
Career Record: 178-150 (11th year)



Huskers Radio Network
Play-by-Play: Kent Pavelka
Analyst: Ben McLaughlin



Grand Valley State Lakers
2023-24 Record:16-15
Head Coach: Cornell Mann
Record at School: 34-27 (3rd year)
Career Record: Same



B1G+ (online only)
Play-by-Play: Jessica Coody
Analyst: Andy Markowski

2024-25 SCHEDULE

Date	AP Rk.	Opponent	TV/Online	Time
Oct. 27		Grand Valley State (Exh.)	B1G+	1 p.m.
Nov. 4		UT Rio Grande Valley	B1G+	7 p.m.
Nov. 9		Bethune Cookman	B1G+	7 p.m.
Nov. 13		FDU	1G+	7 p.m.
Nov. 17		vs. Saint Mary's (Sioux Falls, S.D.)	BTN	Noon
Nov. 22		at Creighton	FS1	7 p.m.
Nov. 27		South Dakota	BTN	5:30 p.m.
Dec. 1		North Florida	BTN	3 p.m.
Dec 7		at Michigan State *	BTN	11 a.m.
Dec. 13		Indiana *	FOX	7 p.m.
Hawaiian Airlines Diamond Head Classic				
Dec. 22		vs. Murray State	ESPN2	8 p.m.
Dec. 23		vs. Hawai'i/Charlotte	ESPN2	10:30 p.m./12:30 a.m.
Dec. 25		vs. TBA	TBD	TBD
Dec. 30		Southern	BTN	8 p.m.
Jan. 4		UCLA *	FOX	1 p.m.
Jan. 7		at Iowa *	Peacock	7 p.m.
Jan. 12		at Purdue *	BTN	11 a.m.
Jan. 16		Rutgers *	FS1	8 p.m.
Jan. 19		at Maryland *	BTN	11 a.m.
Jan. 22		USC *	BTN	8 p.m.
Jan. 26		at Wisconsin *	BTN	Noon
Jan. 30		Illinois *	FS1	7:30 p.m.
Feb. 2		at Oregon *	BTN	6:30 p.m.
Feb. 5		at Washington *	BTN	9:30 p.m.
Feb. 9		Ohio State *	BTN	1 p.m.
Feb. 13		Maryland *	BTN	7:30 p.m.
Feb. 16		at Northwestern *	BTN	2 p.m.
Feb. 19		at Penn State *	BTN	5:30 p.m.
Feb. 24		Michigan *	FS1	7 p.m.
March 1		Minnesota *	BTN	1 p.m.
March 4		at Ohio State *	Peacock	8 p.m.
March 9		Iowa *	FOX	11:30 a.m.
March 12-16		at Big Ten Tournament (Indianapolis)	TBD	TBD

*-Big Ten Conference Game; **Home games** are in red and bold

ON THE AIR

Radio: Sunday's game will be carried on the Huskers Radio Network with Kent Pavelka and Ben McLaughlin on the call, including KLIN (1400 AM) in Lincoln, KXSP (590 AM) in Omaha and KRVN (880 AM) in Lexington. The pregame show begins an hour before tipoff and will also be available on Huskers.com and the Huskers app.

TV/Online: Sunday's game is not televised but will be available online at B1G Plus with Jessica Coody and Andy Markowski on the call. To subscribe or for more info, visit bigtenplus.com

HUSKERS OPEN EXHIBITION PLAY VS. GRAND VALLEY STATE ON SUNDAY

The Nebraska men's basketball team has its final rehearsal for the 2024-25 season this Sunday, Oct. 27, as the Huskers take on Grand Valley State in an exhibition. Tipoff between the Huskers and Lakers is set for 1 p.m. and tickets are available for the matchup by visiting Huskers.com/Tickets, calling 800-8-BIGRED during business hours (Mon.-Fri., 9 a.m.-4 p.m.) or at PBA beginning at 11:30 a.m. It is the first game of a men's and women's doubleheader at Pinnacle Bank Arena, as the Husker women will host Doane beginning at 6 p.m.

Nebraska enters the 2024-25 season looking to build off last season's 23-11 record and trip to the NCAA Tournament for the first time since 2014. NU brings back returning starters Brice Williams (13.4 ppg; 5.5 rpg; 2.5 apg) and Juwan Gary (11.6 ppg, 6.1 rpg) for Big Ten Coach of the Year Fred Hoiberg, who begins his sixth season in Lincoln. In all, NU has seven returning letterwinners from a team tied for third in the Big Ten, although All-Big Ten forward Rienk Mast (12.3 ppg, 7.5 rpg, 3.0 apg) will miss the 2024-25 season after knee surgery in May.

The intrigue around the 2024-25 team is a group of newcomers who bring size and experience to the Husker roster. Nebraska will have seven Division I transfers make their Husker debut on Sunday. The group includes guards Rollie Worster (Utah), Ahron Ulis (Iowa), Connor Essegian (Wisconsin) and Gavin Griffiths (Rutgers), forwards Berke Büyüktuncel, Andrew Morgan (North Dakota State) and Braxton Meah (Washington). That group has combined for nearly 3,500 points and more than 1,700 rebounds and 750 assists in their respective college careers.

Grand Valley State is playing its second exhibition game of the season, as the Lakers fell at Toledo, 76-71, on Saturday. William Dunn's 11 points led three Lakers in double figures, as they trimmed a 17-point second-half deficit to two with just over three minutes remaining. The Lakers hit 11 3-pointers in the loss and out-rebounded Toledo, 39-31.

Nebraska opens the regular season on Monday, Nov. 4, when the Huskers take on UT Rio Grande Valley to begin a three-game homestand. Tipoff is at 7 p.m.

77.7

Nebraska's 77.7 points per game in 2023-24 ranked 10th in school history and was NU's highest scoring average since 1995-96.

2024-25 ROSTER AT A GLANCE

No	Name	Pos.	Ht.	Wt.	Yr.	Hometown	2023-24 Other School	GP/GS	MPG	PPG	RPG	APG	BPG	SPG
0	Connor Essegian	G	6-4	190	Jr.	Fort Wayne, Ind.	Wisconsin	33/0	7.3	3.2	9.7	0.2	0.0	0.1
1	Sam Hoiberg	G	6-0	185	Jr.	Lincoln, Neb.		34/0	19.7	3.4	2.9	1.7	0.1	0.9
2	Ahron Ulis	G	6-3	190	Sr.	Chicago, Ill.		-	-	-	-	-	-	-
3	Brice Williams	G	6-7	214	Sr.	Huntersville, N.C.		34/34	29.7	13.4	5.5	2.5	0.6	1.1
4	Juwan Gary	F	6-6	226	Sr.	Columbia, S.C.		28/20	27.0	11.6	6.1	1.3	0.8	1.1
5	Braden Frager	F	6-7	220	Fr.	Lincoln, Neb.	Lincoln Southwest	-	-	-	-	-	-	-
8	Jeffrey Grace III	G	6-3	200	Jr.	Elmhurst, Ill.		16/0	1.4	0.4	0.2	0.1	0.0	0.0
9	Berke Büyüktuncel	F	6-10	244	So.	Bursa, Türkiye	UCLA	26/8	16.3	4.5	2.5	0.4	0.3	0.1
12	Gavin Griffiths	G	6-7	193	So.	Simsbury, Conn.	Rutgers	32/3	18.0	5.8	2.2	0.6	0.4	0.3
20	Justin Bolis	F	6-8	225	So.	Lincoln, Neb.	Southeast (Neb.) CC	-	-	-	-	-	-	-
23	Andrew Morgan	F	6-10	242	Sr.	Waseca, Minn.	North Dakota State	32/27	23.2	12.9	5.0	1.0	0.3	0.3
24	Rollie Worster	G	6-5	210	Sr.	Missoula, Mont.	Utah	16/16	31.4	9.9	4.9	5.5	0.2	1.4
25	Nick Janowski	G	6-4	208	Fr.	Pewaukee, Wis.	Pewaukee High School	-	-	-	-	-	-	-
31	Cale Jacobsen	G	6-4	195	So.	Ashland, Neb.		20/0	2.8	0.7	0.2	0.3	0.0	0.1
34	Braxton Meah	C	7-1	265	Sr.	Layton, Utah	Washington	32/16	16.9	5.3	5.3	0.3	0.8	0.2
35	Henry Burt	F	6-7	222	So.	Omaha, Neb.		7/0	1.4	0.4	0.2	0.1	0.0	0.0
51	Rienk Mast	F	6-10	260	Sr.	Groningen, Netherlands		32/32	29.7	12.3	7.5	2.97	0.5	0.4

2024-25 NEBRASKA BASKETBALL ROSTER

No.	VL	Name	Pos.	Ht.	Wt.	Yr.	Hometown	Previous School	X	Instagram
0		Connor Essegian	G	6-4	190	Jr.	Fort Wayne, Ind.	Wisconsin	@CESsegian	connoressegian
1	**	Sam Hoiberg	G	6-0	185	Jr.	Lincoln, Neb.	Pius X	@samhoiberg	samhoiberg
2	*	Ahron Ulis	G	6-3	190	Sr.	Chicago, Ill.	Iowa	@AhronUlis	ahron1_
3	*	Brice Williams	G	6-7	214	Sr.	Huntersville, N.C.	Charlotte	@bgotit_	blaviss
4	**	Juwan Gary	F	6-6	226	Sr.	Columbia, S.C.	Alabama	@takflight24	wanwitdabutter
5		Braden Frager	F	6-7	220	Fr.	Lincoln, Neb.	Southwest HS	@Braden_Frager	braden_frager
8	**	Jeffrey Grace III	G	6-3	200	Jr.	Elmhurst, Ill.	Arizona State	@JeffreyGrace11	kg3is23
9		Berke Büyüktuncel	F	6-10	244	So.	Bursa, Türkiye	UCLA		berkebuyuktuncel
12		Gavin Griffiths	G	6-7	193	So.	Simsbury, Conn.	Rutgers	@gavingriff_	gavingriff_
20		Justin Bolis	F	6-8	225	So.	Lincoln, Neb.	Southeast CC	@JustinBolis	justinbolis
23		Andrew Morgan	F	6-10	242	Sr.	Waseca, Minn.	North Dakota State		akmorgan10_
24		Rollie Worster	G	6-5	210	Sr.	Missoula, Mont.	Utah		rj_w2
25		Nick Janowski	G	6-4	208	Fr.	Pewaukee, Wis.	Pewaukee HS	@nick_janowski12	nick.janowski
31	*	Cale Jacobsen	G	6-4	195	So.	Ashland, Neb.	Ashland-Greenwood HS	@calejacobsen_	calejacobsen_
34		Braxton Meah	C	7-1	265	Sr.	Layton, Utah	Washington	@Braxton_Meah	Braxtonmeah
35	*	Henry Burt	F	6-7	222	So.	Omaha, Neb.	Elkhorn South HS	@HenryBurt15	henryburt0
51	*	Rienk Mast	F	6-10	260	Sr.	Groningen, Netherlands	Bradley		rienk_mast

2024-25 NEBRASKA BASKETBALL COACHING STAFF

Head Coach

Fred Hoiberg, sixth season (Iowa State, 1995)

Assistant Coaches

Adam Howard, third season (Western Kentucky, 2008)
Nate Loenser, fourth season (Iowa State, 2002)
Ernie Zeigler, third season (Cleary, 1994)

Support Staff

Director of Men's Basketball Strength & Conditioning: Kurt Joseph
Dir. of Basketball Strategies & Business Operations: Luca Virgilio
Assistant Director of Basketball Operations: Sheryl Burbach
Director of Player Development: Emmanuel Tommy
Video Coordinator: Michael Bania
Recruiting Coordinator: Pady Borders
Graduate Managers: Josiah Allick, Nihilo Ibarra, Justin Moore, Triston Simpson

Athletic Trainer: Andrew McCabe
Team Nutritionist: Jake Blattner
Sports Psychologist: Heather Kiefer
NAPL Director: Matt Thome
Equipment Manager: Pat Norris

PRONUNCIATION GUIDE

Name	Pronunciation
Josiah Allick	AL-ick
Berke Büyüktuncel	BEAR-keh buh-YOOK-toon-jell
Connor Essegian	eh-SEE-jin
Juwan Gary	Juh-WAHN
Nate Loenser	Len-zer
Rienk Mast	RINK
Braxton Meah	MEE-uh
Ahron Ulis	YOU-liss
Rollie Worster	raw-lee Wooster
Ernie Zeigler	Zig-ler

HUSKERS RADIO NETWORK



KENT PAVELKA

- Is in his 38th season of calling Husker men's basketball
- Called NU basketball for two stretches from 1974-1996 before returning to play-by-play duties full time in 2006-07
- Called his 1,000th Husker basketball game in 2018-19
- Six-time Nebraska Sportscaster of the Year who was inducted into the Nebraska Broadcasters Hall of Fame in 2019



JAKE MUHLEISEN

- Is in his seventh season as full-time color analyst after serving in a part-time basis for five seasons
- Was a four-year starter at guard for Nebraska from 2002-05
- Three-year team captain and started 98 games in his career
- Served as a graduate assistant at Creighton from 2005-07

City	Station	Frequency
Alliance	KCOW	1400 AM
Aurora	KRGY	97.3 FM
Beatrice	KWBE	1450 AM
Broken Bow	KBBN	95.3 FM
Chadron	KCSR	610 AM
Columbus	KJSK	900 AM
Columbus	KKOT	93.5 FM
Fairbury	KGMT	1310 AM
Falls City	KTNC	1230 AM
Falls City	KTNC	107.1 FM
Fremont	KHUB	1340 AM
Fremont	KFMT	105.5 FM
Gibbon	KMTY	97.7 FM
Gibbon	KSDZ	95.5 FM
Grand Island	KRGI	1430 AM
Hastings	KHAS	1230 AM
Hastings	KLIQ	94.5 FM
Hastings/Kearney	KICS	1450
Hastings/Kearney	KXPN	1460 AM
Hay Springs	KBPY	107.7 FM
Holdrege	KUVR	1380 AM/96.9 FM
Imperial	KADL	102.9 FM
Kearney	KGFW	1340 AM
Kearney	KGFW	96.1 FM
Lexington	KRVN	880 AM
Lexington	KAMI	1580 AM
Lincoln	KLIN	1400 AM
Lincoln	KLIN	99.3 FM
McCook	KSWN	93.9 FM
McCook	KZMC	102.1 FM
McCook	KIOD	105.3 FM
Nebraska City	KNCY	1600 AM
Norfolk	KNEN	94.7 FM
North Platte	KODY	1240 AM
Omaha	KXSP	590 AM
O'Neill	KBRX	102.9 FM
Scottsbluff	KNEB	960 AM
Scottsbluff	KNEB	94.1 FM
Sidney	KSID	98.7 FM
Superior	KRFS	1600 AM
Superior	KRFS	103.9 FM
Terrytown	KOLT	690 AM
Valentine	KVSH	940 AM
Valentine	KDJL	99.5 FM

Also available nationwide on Huskers.com and the Huskers App.

BY THE NUMBERS (2023-24 STATS)

Nebraska Cornhuskers 2023-24 Team Statistics (Record: 23-11, 12-8 Big Ten)			Grand Valley State Lakers 2023-24 Team Statistics (Record: 16-15)		
Category	Nebraska	OPP	Category	GVSU	OPP
SCORING	2643	2411	Scoring	2363	2286
Points per game	77.7	70.9	Points per game	76.2	73.7
Scoring margin	+6.8	-	Scoring margin	+2.5	-
FIELD GOALS-ATT	912-2017	854-2136	Field goals-att	76.2	73.7
Field goal pct	.452	.400	Field goal pct	.450	.449
3 POINT FG-ATT	319-893	288-885	3 point fg-att	243-673	257-735
3-point FG pct	.357	.325	3-point FG pct	.361	.350
3-pt FG made per game	9.4	8.5	3-pt FG made per game	7.8	8.3
FREE THROWS-ATT	500-658	415-592	Free throws-att	428-569	465-629
Free throw pct	.760	.701	Free throw pct	.752	.739
F-Throws made per game	14.7	12.2	F-Throws made per game	13.8	15.0
REBOUNDS	1280	1268	Rebounds	1136	1021
Rebounds per game	37.6	37.3	Rebounds per game	36.6	32.9
Rebounding margin	+0.4	-	Rebounding margin	+3.7	-
ASSISTS	521	448	Assists	389	429
Assists per game	15.3	13.2	Assists per game	12.5	13.8
TURNOVERS	377	387	Turnovers	344	365
Turnovers per game	11.1	11.4	Turnovers per game	11.1	11.8
Turnover margin	+0.3	-	Turnover margin	+0.7	-
Assist/turnover ratio	1.4	1.2	Assist/turnover ratio	1.1	1.2
STEALS	214	209	Steals	208	194
Steals per game	6.3	6.1	Steals per game	6.7	6.3
BLOCKS	89	125	Blocks	89	97
Blocks per game	2.6	3.7	Blocks per game	2.9	3.1

STARTING 5

101

Senior Rollie Worster enters the 2024-25 season with 101 career starts including his time at Utah and Utah State. He is one of less than 20 players nationally who enter the year with 100+ career starts. Rienk Mast, with 111 career starts, is also on that list. For comparison's sake, only seven players in school history have made 100 starts at Nebraska with Cookie Belcher (1997-2001) holding the school record with 129. With 888 career points, 473 rebounds and 425 career assists, he could be the first Husker to ever total 1,000 career points along with 500 rebounds and 500 assists.

13.4

Brice Williams is Nebraska's top returning scorer, as he averaged 13.4 points per game last season. That is the highest returning scoring average by a Husker under Fred Hoiberg and the highest since James Palmer Jr. in 2018-19 (17.2 ppg). With Williams, Rienk Mast (12.3 ppg) and Juwan Gary (11.6 ppg), it marks only the third time in the Big Ten era that NU returned multiple double-figure scorers (2014-15 and 2018-19).

Leading Big Ten Returnees

No.	Player (School)	PPG
1.	Dawson Garcia (Minnesota)	17.6
2.	Payton Sandfort (Iowa)	16.4
3.	Bruce Thornton (Ohio State)	15.7
4.	Malik Reneau (Indiana)	15.4
5.	Brooks Barnhizer (Northwestern)	14.6
6.	Ace Baldwin Jr. (Penn State)	14.2
7.	Julian Reese (Maryland)	13.7
8.	Roddy Gayle Jr. (Michigan)	13.5*
9.	Brice Williams (Nebraska)	13.4

*-at Ohio State last season: Note: does not include players from new Big Ten schools in 2024-25 (UCLA, Wash., Ore., USC)

9.4

NU led the Big Ten and finished 26th nationally with 9.4 3-pointers per game. Nebraska set a school record with 319 3-pointers, shattering the previous mark of 270 set in 2018-19. NU's 9.4 3-pointers per game was the program's highest per game average since setting a school mark with 9.5 3-pointers per game in 2001-02. A Hoiberg-coached team has led its conference in 3-pointers per game five times in 10 years, while three of NU's four highest per game totals in program history have come during Hoiberg's five seasons at Nebraska.

7-1

Braxton Meah gives the Huskers the luxury of a seven-footer on the roster. At 7-foot-1, the Washington transfer is the tallest Husker on the roster since Sergej Vucetic during the 2012-13 and 2013-14 seasons. Meah led the Huskies in field goal percentage (.770) and blocked shots (27) last season.

Tallest Huskers (since 1951)

No.	Player	Ht.	Years
1.	Rich King	7-2	1988-91
2.	Braxton Meah	7-1	2025
	Sergej Vucetic	7-1	2013-14
3.	Kelly Lively	7-0	1989-91
	Dave MacFarlane	7-0	1980
	Oleg Kojenets	7-0	2022-23

3

Nebraska has increased its win total in each of the past three seasons under Fred Hoiberg, going from 10 wins in 2021-22 to 16 wins in 2022-23 to 23 wins in 2023-24. It is just the fifth time in school history that NU has improved its win total in three consecutive seasons. If Nebraska can improve its win total this year, it would mark the first time since a four-year stretch from 1945-46 to 1948-49 that the Huskers improved their win total in four consecutive seasons.

NATIONAL POLLS

ASSOCIATED PRESS (PRESEASON)

No	Team (1st)	Record	Points	Prev.
1	Kansas (30)	0-0	1449	-
2	Alabama (14)	0-0	1428	-
3	UConn (11)	0-0	1345	-
4	Houston (4)	0-0	1343	-
5	Iowa State	0-0	1177	-
6	Gonzaga (1)	0-0	1157	-
7	Duke	0-0	1154	-
8	Baylor	0-0	1109	-
9	North Carolina	0-0	1037	-
10	Arizona	0-0	905	-
11	Auburn	0-0	901	-
12	Tennessee	0-0	775	-
13	Texas A&M	0-0	737	-
14	Purdue	0-0	678	-
15	Creighton	0-0	631	-
16	Arkansas	0-0	625	-
17	Indiana	0-0	492	-
18	Marquette	0-0	484	-
19	Texas	0-0	332	-
20	Cincinnati	0-0	271	-
21	Florida	0-0	249	-
22	UCLA	0-0	210	-
23	Kentucky	0-0	191	-
24	Ole Miss	0-0	132	-
25	Rutgers	0-0	102	-

Others receiving votes: Illinois 92, St. John's 91, Xavier 73, Texas Tech 58, Wake Forest 37, Kansas State 30, Ohio State 29, Michigan State 29, Michigan 19, BYU 14, Oregon 12, Miami 11, McNeese 11, Providence 9, Clemson 9, Saint Louis 9, Boise State 9, VCU 6, Mississippi State 6, Saint Mary's 5, Wisconsin 5, Louisville 4, UAB 4, Grand Canyon 3, Little Rock 3, Princeton 2, San Diego State 2, Arizona State 2, High Point 1, Maryland 1

USA TODAY COACHES (PRESEASON)

No	Team (1st)	Record	Points	Prev.
1	Kansas (15)	0-0	743	NR
2	Alabama (6)	0-0	718	NR
3	UConn (6)	0-0	717	NR
4	Houston (4)	0-0	698	NR
5	Duke	0-0	625	NR
6	Iowa State	0-0	591	NR
7	Gonzaga	0-0	575	NR
8	Baylor	0-0	545	NR
9	Arizona	0-0	510	NR
10	North Carolina	0-0	498	NR
11	Auburn	0-0	465	NR
12	Tennessee	0-0	437	NR
13	Purdue	0-0	390	NR
14	Creighton	0-0	342	NR
15	Texas A&M	0-0	332	NR
16	Arkansas	0-0	272	NR
17	Marquette	0-0	268	NR
18	Indiana	0-0	208	NR
19	Texas	0-0	166	NR
20	Cincinnati	0-0	163	NR
21	Florida	0-0	130	NR
22	UCLA	0-0	123	NR
23	Kentucky	0-0	95	NR
24	Illinois	0-0	87	NR
25	Ole Miss	0-0	66	NR

Others receiving votes: Texas Tech 60; Rutgers 57; St. John's 42; Xavier 26; Michigan State 25; Oregon 16; BYU 16; Kansas State 11; Saint Mary's 9; Boise State 9; Clemson 8; Ohio State 7; Dayton 7; Maryland 4; Grand Canyon 3; Wake Forest 2; Virginia 2; San Diego State 2; Princeton 2; Mississippi State 2; Wisconsin 1;

2023-24 FINAL BIG TEN STANDINGS

Team	B1G	Pct.	Overall	Pct.
I Purdue	17-3	.850	34-5	.872
^Illinois	14-6	.700	29-9	.763
Nebraska	12-8	.600	23-11	.676
Northwestern	12-8	.600	22-12	.647
Wisconsin	11-9	.550	22-14	.611
Indiana	10-10	.500	19-14	.576
Michigan State	10-10	.500	20-15	.571
Iowa	10-10	.500	19-15	.559
Ohio State	9-11	.450	22-14	.611
Minnesota	9-11	.450	19-15	.559
Penn State	9-11	.450	16-17	.485
Maryland	7-13	.350	16-17	.485
Rutgers	7-13	.350	15-17	.469
Michigan	3-17	.150	8-24	.250

#-regular-season champion; ^-tournament champion

Upcoming Big Ten Regular Season Schedule

All times listed are central

Date	Contest	Time
Nov. 4	A&M-Corpus Christi at Purdue	5:00 PM
Nov. 4	Monmouth at Michigan State	6:00 PM
Nov. 4	Manhattan at Maryland	6:00 PM
Nov. 4	Binghamton at Penn State	6:30 PM
Nov. 4	Holy Cross at Wisconsin	7:00 PM
Nov. 4	Lehigh at Northwestern	7:00 PM
Nov. 4	Eastern Ill. at Illinois	7:00 PM
Nov. 4	Cleveland State at Michigan	7:00 PM
Nov. 4	UTRGV at Nebraska	7:00 PM
Nov. 4	Texas A&M-Commerce at Iowa	7:00 PM
Nov. 4	Chattanooga at USC	9:00 PM
Nov. 4	Texas at Ohio State	9:00 PM
Nov. 4	Rider at UCLA	9:30 PM
Nov. 4	UC Riverside at Oregon	9:30 PM
Nov. 5	UC Davis at Washington	9:00 PM
Nov. 6	Wagner at Rutgers	5:00 PM
Nov. 6	Oral Roberts at Minnesota	7:00 PM
Nov. 6	SIUE at Indiana	7:00 PM
Nov. 7	Montana State at Wisconsin	7:00 PM
Nov. 7	Niagara at Michigan State	7:00 PM
Nov. 7	Southern at Iowa	7:00 PM
Nov. 7	Idaho State at USC	9:00 PM
Nov. 8	UMBC at Penn State	5:00 PM
Nov. 8	Northern Ky. at Purdue	6:00 PM
Nov. 8	SIUE at Illinois	7:00 PM
Nov. 8	Mount St. Mary's at Maryland	7:00 PM
Nov. 8	UCLA at New Mexico	9:00 PM
Nov. 8	Montana at Oregon	9:00 PM
Nov. 9	Omaha at Minnesota	2:30 PM
Nov. 9	Northwestern at Dayton	6:30 PM
Nov. 9	Bethune-Cookman at Nebraska	7:00 PM
Nov. 9	Washington at Nevada	TBA
Nov. 10	App State at Wisconsin	11:00 AM
Nov. 10	Eastern Ill. at Indiana	11:00 AM
Nov. 10	Wake Forest at Michigan	Noon
Nov. 10	Florida A&M at Maryland	TBA
Nov. 10	Yale at Purdue	TBA
Nov. 10	Youngstown State at Ohio State	TBA
Nov. 10	Saint Peter's at Rutgers	TBA

NEW AT PBA IN 2024-25

GATE SCREENING ADDED FOR 2024-25 SEASON

Pinnacle Bank Arena will utilize new gate screening technology during the upcoming men's and women's basketball seasons. The walk-thru frictionless technology should provide a more efficient gate screening process and enhance safety for Husker fans. The arena has secured the same gate screening technology that Nebraska Athletics introduced at Memorial Stadium ahead of the 2024 football season. Nebraska Athletics is excited to partner with Pinnacle Bank Arena in the advancement of safety and security initiatives surrounding home basketball games this coming season.

The new gate scanners have no impact on Pinnacle Bank Arena's Clear Bag Policy which remains in place for all home venues the Huskers compete in. Fans are encouraged to visit pinnaclebankarena.com for detailed information on that policy.

MOBILE TICKETS, CASHLESS CONCESSIONS AND DOORDASH ORDERS AT PBA

Beginning with the 2024-25 winter sports, tickets for all Husker athletic events will be mobile. All men's and basketball tickets will be mobile this season with the remaining sports to complete the transition to fully mobile by fall of 2025.

Pinnacle Bank Arena concessions are all cashless, and the arena accepts all credit and debit cards, Apple Pay, Google Wallet, Samsung Pay, and Downtown Lincoln Gift Cards. In addition, Pinnacle Bank Arena has partnered with DoorDash for mobile order pickup at concession stands! Download the DoorDash app and when you're at the venue, open the app to order food and drinks from the concession stands. We'll let you know when your order is ready so you can head to the pickup window and pick up your order.

PLAN AHEAD FOR SUNDAY EXHIBITION GAME; GOOD LIFE HALFSY

Sunday's exhibition game is also the same day as the Good Life Halfsy half-marathon, which finishes on Canopy Street next to Pinnacle Bank Arena. Police will control intersections along the race route, and residents are advised to plan ahead for traffic delays.

- Canopy Street from "R" to "O" streets will be closed from 6 p.m. Saturday, October 26 to 3 p.m. Sunday, October 27.
- Streets near Pinnacle Bank Arena will be closed from 8:30 a.m. to 1:30 p.m.
- The Pinnacle Bank Arena festival lot and Haymarket Park lot will be available for parking for both events.

Current information on street closures is available at lincoln.ne.gov/closures or through the Waze mobile app.

SCOUTING GRAND VALLEY STATE

Grand Valley State returns six of its top eight scorers for third-year Coach Cornell Mann. The Lakers went 16-15, including a fourth-place finish in the Great Lakes Intercollegiate Athletic Conference (GLIAC), in 2023-24. This is the first meeting between Nebraska and Grand Valley State, which is located in Allendale, Mich.

Grand Valley brings back a trio of double-figure scorers, including All-GLIAC performers Ethan Alderink and William Dunn. Alderink averaged 11.5 ppg and 5.2 rpg last season, while Dunn chipped in 11.4 ppg and 4.8 rpg while shooting 46 percent from 3-point range. Mason Docks is the other returning double-figure scorer, as he averaged 10.0 ppg and 2.7 apg per game. In all, the Lakers return 10 of 13 letterwinners from a year ago. One newcomer who could make an impact is sophomore guard Kaden Brown, who played last season at Wright State.

Cornell Mann is in his third season at GVSU and has helped the Lakers to a pair of fourth-place conference showings. Mann has experience throughout the Midwest, coaching at Missouri (2017-21), Oakland (2016-17), Iowa State (2011-15), Dayton (2008-11), Western Michigan (2003-08) and Central Michigan (2001-03). He was on Nebraska Coach Fred Hoiberg's staff all five seasons at Iowa State, helping the Cyclones to four straight NCAA Tournaments.

This is the second of three exhibition games for Grand Valley State. The Lakers lost 76-71 at Toledo on Oct. 19, and will take on Purdue on Oct. 30 before opening the season with Walsh University on Nov. 8.

NEBRASKA EXHIBITION HISTORY

Nebraska is 63-7 all-time in exhibition games dating back to the 1966-67 season and has won 32 of 34 exhibition games dating back to 2001. Nebraska had a 20-game win streak in exhibition games snapped in the charity exhibition at Colorado in 2022.

- Sunday's exhibition will be the second against a team from the state of Michigan, as Nebraska defeated Northwood, 80-62, in 2017.
- This will be NU's only exhibition game this season, as Nebraska had a closed scrimmage at Utah on Oct. 19.

Exhibition Games Under Fred Hoiberg

Season	Opponent	Result	Score
2019-20	Doane	W	91-63
2021-22	Peru State	W	97-58
2021-22	Colorado @	W	82-67
2022-23	Chadron State	W	87-60
2022-23	at Colorado @	L	61-72
2023-24	Doane	W	84-53

@ - Charity Exhibition Games

148

Brice Williams enters the 2024-25 season with 148 career 3-pointers. He is a career 39 percent shooter from beyond the arc and was second on the team in 3-point percentage in 2023-24 (.388).

A QUICK LOOK AT THE 2024-25 HUSKERS

Nebraska enters the 2024-25 season with a solid returning group despite the loss of Rienk Mast to season-ending surgery. The Huskers return six players - not including Mast - who saw action a season ago including starters Brice Williams and Juwan Gary. In addition, junior guard Sam Hoiberg was one of three Huskers who played in all 34 games in 2023-24.

Returning Percentages Under Fred Hoiberg

Category	2024-25	2023-24	2022-23	2021-22	2020-21	2019-20
Pct. of scoring	34.7	50.9	32.8	49.6	21.6	1.9
Pct. of rebounds	36.2	37.6	34.2	42.1	33.7	4.2
Pct. of field goals made	34.0	49.9	35.3	49.9	22.0	7.0
Pct. of field goals attempted	33.8	50.3	31.2	49.8	20.1	2.6
Pct. of 3-point FG made	28.8	74.8	40.6	59.6	19.4	1.5
Pct. of 3-point FG attempted	30.0	69.1	36.8	55.0	16.5	2.9
Pct. of free throws made	41.0	40.2	19.5	40.8	21.6	1.7
Pct. of free throws attempted	41.5	39.3	20.5	41.3	22.9	1.7
Pct. of assists	35.2	30.4	23.3	41.5	13.1	4.1
Pct. of steals	46.7	50.8	35.7	44.6	24.7	5.4
Pct. of blocked shots	50.6	34.2	44.8	44.3	24.1	3.3
Pct. of minutes	36.7	48.8	35.3	50.6	26.5	4.2

Note: 2024-25 totals do not include Rienk Mast, who will redshirt the season.

• Nebraska will feature one of the oldest rosters in the country. Of the 17 players on the 2024-25 roster, nine have played at least three seasons of college basketball. Juwan Gary, Brice Williams and Rienk Mast are all in their sixth year of college while Braxton Meah, Ahron Ullis and Rollie Worster are beginning their fifth season of college basketball. According to research by Chris Kowalczyk at VCU, Nebraska is one of 10 programs nationally with at least six players who are in their fifth year or greater in college basketball.

• Nebraska's active roster for this season features three players who have started a combined 72 games at Nebraska: Juwan Gary (37); Brice Williams (34) and Sam Hoiberg (1), but that tells only part of the story. The 16 active players have combined to start 380 career games at the Division I level. That list includes Rollie Worster (101); Brice Williams (61); Andrew Morgan (59); Juwan Gary (55); Braxton Meah (47); Ahron Ullis (27); Connor Essegian (19); Berke Büyüktuncel (8) and Gavin Griffiths (3). In addition, Rienk Mast has started 111 career games, including 32 games last season at Nebraska.

• After having one active player with previous NCAA Tournament experience last season (Juwan Gary), the 2024-25 Huskers have nine players who have played in the NCAA Tournament. All seven of Nebraska's returnees saw action in the Huskers' game at Texas A&M last spring, while Ahron Ullis played in three tournaments as part of the Iowa program from 2021-23. NU also added Rollie Worster who started for Utah State in the 2021 NCAA Tournament. In addition, Connor Essegian was on Wisconsin's NCAA Tournament team last spring, but did not play against James Madison in the 2024 NCAA Tournament.

WILLIAMS LOOKS TO BUILD ON POSTSEASON SUCCESS

Senior guard Brice Williams looks to build in his postseason success as he begins the 2024-25 campaign. He proved to be a go-to scorer in the Huskers' postseason run, averaging 23.3 points per game during the Big Ten and NCAA Tournament.

• His 23.3 ppg after the end of the regular season is the highest by a returning Big Ten player entering 2024-25. Of the seven players who averaged 20+ ppg in the postseason, he is the only one back at a Big Ten school this season.

• Williams has more 20-point games in three postseason games (three) than in 31 regular-season games (two)

That continues Williams' trend of playing his best basketball under the brightest lights, as he is averaging 16.6 points in nine career postseason games (conference tournaments, 2023 CBI and 2024 NCAA), well above his career scoring average of 10.3 points per game. Over the last two years, that number jumps to 18.5 ppg after his 24-point effort in the NCAA Tournament against Texas A&M.

• Williams' father, Henry was the MVP of the Metro Conference Tournament in 1992, averaging 26.6 ppg in helping Charlotte to an NCAA Tournament berth.

Tracking Williams in 2023-24

Games	PPG	RPG	APG	FG Pct.	3Pt Pct.	FT Pct.
Regular Season	12.4	5.6	2.5	.436	.377	.835
Postseason	23.3	4.3	2.7	.500	.467	.885

Big Ten Scoring Leaders (B1G Tourney + Postseason)

No.	Player (School)	PPG
1.	Zach Edey (Purdue)	29.3
2.	Terrence Shannon Jr. (Illinois)	27.9
3.	Brice Williams (Nebraska)	23.3
4.	Jamison Battle (Ohio State)	20.8
5.	Keisei Tominaga (Nebraska)	20.7
6.	AJ Storr (Wisconsin)	20.6
7.	Boo Buie (Northwestern)	20.0

RECORD AT PINNACLE BANK ARENA

Season	Wins	Losses	Pct.
2013-14	15	1	.938
2014-15	10	6	.625
2015-16	10	8	.556
2016-17	8	8	.500
2017-18	16	1	.941
2018-19	13	5	.722
2019-20	5	11	.313
2020-21	6	9	.400
2021-22	7	11	.368
2022-23	11	4	.733
2023-24	18	1	.947
Totals	119	66	.643

2023-24 MISC. STATS

TEAM LEADERS

Double-Figure Scoring Games: Williams (25); Tominaga (22);

Mast (20); Gary (16); Wilcher (12); Allick (11); Lawrence (10); Rice (3); Hoiberg (1)

10+ Rebounding Games: ... Mast (7); Gary (5); Williams (2); Allick (2)

10+ Assist Games: N/A

Double-Doubles: Mast (6); Gary (5); Williams (1); Allick (2)

Triple-Doubles: N/A

20-Point Games: Tominaga (8); Mast (4); Williams (5); Gary (3); Wilcher (1)

30-Point Games: Tominaga (2); Mast (1)

Games Leading NU in Scoring: * Tominaga (12), Mast (6); Williams (6); Wilcher (5); Gary (4); Allick (2); Hoiberg (1); Lawrence (1);

Games Leading NU in Rebounding: * Mast (13); Allick (11); Williams (8); Gary (6); Hoiberg (3); Lawrence (2)

Games Leading NU in Assists: * Lawrence (12); Williams (12); Mast (7); Hoiberg (4); Coleman (3); Tominaga (3); Allick (1);

Games Leading NU in Blocks: * Williams (11); Mast (10); Gary (9); Allick (6); Wilcher (3); Hoiberg (2); Diop (2); Rice (2); Tominaga (1); Coleman (1); None (4)

Games Leading NU in Steals: ... Williams (10); Hoiberg (8); Gary (8); Lawrence (8); Tominaga (6); Wilcher (5); Allick (3); Mast (2); Rice (1)

HUSKER DOUBLE-DOUBLES IN 2023-24

Player	Opponent	Totals
Mast	Florida A&M	20 pts./16 reb.
Mast	Rider	12 pts./13 reb.
Mast	vs. Oregon State	15 pts./13 reb.
Mast	at Kansas State	19 pts./12 reb.
Mast	Ohio State	34 pts./10 reb.
Mast	at Ohio State	14 pts./12 reb.
Gary	vs. Oregon State	12 pts./10 reb.
Gary	at Kansas State	13 pts./18 reb.
Gary	North Dakota	12 pts./12 reb.
Gary	at Illinois	12 pts./11 reb.
Gary	Rutgers	15 pts./11 reb.
Williams	at Northwestern	13 pts./10 reb.
Allick	Rutgers	10 pts./12 reb.
Allick	vs. Texas A&M	14 pts./11 reb.

HUSKER DOUBLE-DOUBLES CHART

Player	2023-24	at Neb	Career*
Mast	6	6	26
Gary	5	6	8
Williams	1	1	5
Totals	12	13	39

2.13-1

Combined career assist-to-turnover ratio for Nebraska guards Ahron Ullis (2.19-to-1) and Rollie Worster (2.11-to-1). The pair have combined for 585 assists and 214 turnovers in their college careers.

2024-25 MBB QUICK FACTS

Location	Lincoln, Neb.
Founded	1869
Enrollment	23,992 (fall 2024)
Nickname	Cornhuskers, Huskers
Colors	Scarlet & Cream
Affiliation	NCAA Division I
Conference	Big Ten Conference
Home Arena	Pinnacle Bank Arena
Capacity/Year Opened	15,000/2013
University of Nebraska President	Dr. Jeffrey P. Gold
Chancellor	Rodney Bennett
Director of Athletics	Troy Dannen
Athletic Dept. Phone	(402) 472-4224
Assistant A.D./Ticketing	Holly Adam
Ticket Office Phone	(402) 472-3111 or 1-800-8BIGRED
Website	Huskers.com

BASKETBALL HISTORY

First year of basketball	1896-97
Regular-season conference titles (last)	7 (1950)
Postseason conference titles (last)	1 (1994)
All-time postseason appearances	27
All-time postseason record	24-26
NCAA Appearances (last)	8 (2024)
NCAA Record	0-8
NIT Appearances (last)	19 (2019)
NIT Record	24-18

BASKETBALL STAFF

Head Coach	Fred Hoiberg (6th season)
Alma Mater (Year)	Iowa State (1995)
Assistant Coaches	Adam Howard (3rd season)
	Nate Loenser (4th season)
	Ernie Zeigler (3rd season)
Director of Men's Basketball Strength and Conditioning	Kurt Joseph
Director of Basketball Strategies & Business Operations	Luca Virgilio
Asst. Director of Operations	Sheryl Burbach
Director of Player Development	Emmanuel Tommy
Video Coordinator	Michael Bania
Recruiting Coordinator	Padyn Borders
Graduate Managers	Nihilo Ibarra, Justin Moore,
	Triston Simpson, Josiah Allick
Athletic Trainer	Andrew McCabe
Equipment Manager	Pat Norris

2024-25 TEAM INFORMATION

2023-24 Record	23-11 (18-1 H, 3-8 A, 2-2 N)
Big Ten Record (Finish)	12-8 (t-3rd)
Big Ten Championship	1-1, def. Indiana, 93-66;
	lost to Illinois, 87-98
Postseason	NCAA First Round
Starters Returning/Lost	3/2
Lettermen Returning/Lost	7/7
Scholarship Newcomers	8

COMMUNICATIONS INFORMATION

Associate A.D./Communications	Keith Mann
Office Phone	(402) 472-2263
Sr. Assoc. Director/MBB Contact	Shamus McKnight
Office/Cell Phone	(402) 472-7772 / (402) 540-0268
E-Mail	smcknight@huskers.com
Press Row Phone	(402) 904-5925
Communications Mailing Address	600 Stadium Drive
	Lincoln, NE 68588-0123

COMMUNICATIONS INFORMATION

Associate A.D./Communications	Keith Mann
-------------------------------	------------

21.4

Nebraska led the Big Ten in bench production last season, averaging 21.4 points per game. The Huskers had at least one reserve score 10-or-more points in 25 of 34 contests in 2023-24.

GARY LOOKS TO MAKE 3RD YEAR JUMP

One player who could make a big jump in 2024-25 is senior Juwan Gary. Under Fred Hoiberg, the other seniors who were third-year players made significant jumps in their final year at Nebraska, as Keisei Tominaga and Derrick Walker both earned All-Big Ten honors in their third year at Nebraska after transferring into the program.

Last season, Gary averaged a career-best 11.6 points per game on nearly 50 percent from the floor. He tallied 16 double-doubles after posting 20 during his first four collegiate seasons. Gary was second on the team in rebounding at 6.1 rpg.

Potential Third-Year Leap

Player	Year 1	Year 2	Year 3
Juwan Gary	9.5	11.6	TBD
Keisei Tominaga	5.7	13.1	15.1
Derrick Walker	5.9	9.5	13.6

TRIO OF HUSKERS LOOKING FOR 1,000 CAREER POINTS

Nebraska enters the 2024-25 season with a pair of 1,000-point scorers in Rienk Mast and Brice Williams, while three other Huskers could reach the 1,000-point mark for their career in 2024-25. Seniors Juwan Gary, Rollie Worster and Andrew Morgan are all on pace to reach that mark this season.

Career Points Entering 2024-25

Player	Total
Rienk Mast	1,396
Brice Williams	1,256
Rollie Worster	890
Andrew Morgan	860
Juwan Gary	789

PORTAL ADDITIONS APLENTY

Nebraska loaded up in the transfer portal, adding six Division I transfers in the offseason, including five from power conference programs. In addition, the Huskers regain the services of Iowa transfer Ahron Ulis, who sat out the 2023-24 season. In all, the seven newcomer transfers have combined for nearly 3,500 points and over 1,750 rebounds and 750 assists in their collegiate careers.

Husker Transfer Additions

Player	Previous Schools	GP	Starts	Points	Rebounds	Assists
Büyüktuncel	UCLA	26	8	118	65	11
Essegian	Wisconsin	68	19	515	158	34
Griffiths	Rutgers	32	3	185	71	20
Meah	Washington/Fresno St.	118	47	577	515	32
Morgan	North Dakota St.	85	59	860	402	77
Worster	Utah/Utah State	103	101	890	408	425
Ulis*	Iowa	84	27	333	134	160
Total		516	264	3,478	1,753	759

*-Sat out 2023-24 season

WORTH NOTING

• Nebraska enters the 2024-25 season coming off one of its most successful seasons in program history. The Huskers went 23-11 in 2023-24 and tied for third in the Big Ten standings before reaching the NCAA Tournament for the first time since 2013-14. The Huskers' 23 wins were the most since setting a school-record with 26 wins in 1990-91, while NU's 12 conference wins also ranked second in school history.

• Nebraska has increased its win total in each of the past three years, marking the first time NU has done that since the mid-1960s (1963-64 to 1965-66). According to BTN Research, Nebraska is one of four teams nationally and the only team in a power conference to improve its win total by at least six games in each of the past two seasons. The others are James Madison, Lamar and South Florida.

In addition, the Huskers have also improved their conference win percentage in each of the past four seasons, culminating with a 12-8 mark in 2023-24.

• Over the past two seasons, NU has won 21 conference games, the highest two-year total since the 1965-66 and 1966-67 teams won 22 conference tilts. The last two seasons under Fred Hoiberg mark just the fourth time in school history that Nebraska has won 20 or more conference games in a two-year span.

• Nebraska was one of 24 teams nationally that finished in the top 50 both in offensive and defensive efficiency in KenPom. NU was one of four Big Ten programs to accomplish that in 2023-24, joining Purdue, Wisconsin and Michigan State. It marked the first time that Nebraska has been ranked in the top 50 in both offensive and defensive efficiency in the KenPom era (1996-97).

• Nebraska made its biggest jump on the offensive end in 2023-24, averaging 77.7 points per game. It is an increase of nearly nine points per game from the 2022-23 campaign and NU's highest scoring average since 1995-96 (80.2 ppg). NU climbed from 149th to 32nd nationally in offensive efficiency in KenPom. Prior to last season, NU's highest average since joining the Big Ten was 73.3 ppg in 2021-22. The Huskers are 25-8 under Fred Hoiberg when scoring at least 80 points, including 20-5 over the last three seasons.

Husker Offensive Jump

Category	22-23	23-24
Record	16-16	23-11
Points per Game	68.0	77.7
FG Pct.	.457	.452
3-Pt Pct.	.326	.357
FT Pct.	.641	.760
3 Pt/Gam	6.7	9.4
KenPom Effic.	149th	32nd

• Nebraska looks to continue its strong work from the foul line in 2024-25. Last season, Nebraska shot 76.0 percent from the line, its highest percentage from the charity stripe since the 2011-12 team set a school record with a .766 free throw percentage. NU ranked 32nd nationally in free throw percentage in 2023-24.

Best Single-Season FT Pct.

No.	Year	Pct.
1.	2011-12	.766
2.	1967-68	.765
3	2023-24	.760
4.	1980-81	.750

BIG RED OLYMPIANS

Nebraska was one of just nine programs nationally with multiple players in men's basketball at the 2024 Olympics, as former Huskers Keisei Tominaga (Japan) and Jack McVeigh (Australia) represented their countries. It marked the second straight Olympics for Tominaga, who played 3x3 at the Tokyo Games. In addition, former Husker great Tyronn Lue served as an assistant coach for Team USA, which won its fifth consecutive gold medal in Paris.

In all, NU has had four Olympic basketball players since 2012, including Aleks Maric (2012, Australia), Ade Dagunduro (2012, Nigeria), Tominaga (2020, 2024, Japan) and McVeigh (2024, Australia).

College Programs with Multiple Olympians

No.	School	Players
1.	Kentucky	7
2.	Iowa State	5
3.	Gonzaga	4
4.	Duke	3
	Saint Mary's	3
6.	Nebraska	2
	LSU	2
	Michigan	2
	Stanford	2

ESSEGIAN, BÜYÜKTUNCEL: REPRESENTING IN INTERNATIONAL PLAY

In addition to the Olympians, two other Huskers spent part of their summer playing for their national teams. Connor Essegian spent part of the summer of 2024 playing for the Armenian National Team, averaging 13.0 points and 5.5 rebounds per game as Armenia won the LA International Cup Title. He tallied 20 points on 7-of-15 shooting along with six rebounds and three steals in the win over Ireland in the title game.

Berke Büyüktuncel spent the summer playing for his native Türkiye at the European U20 Championships, averaging 12.0 points and a team-high 7.7 rebounds in seven games. He shot 51 percent from the field, including 54 percent from 3-point range and posted two double-doubles in the tournament.

HUSKERS FROM AROUND THE WORLD

Nebraska's roster has had an international flavor in recent seasons and that trend continues in 2024-25 with Berke Büyüktuncel (Bursa, Türkiye) and Rienk Mast (Groningen, Netherlands) on the Husker roster. During Fred Hoiberg's six seasons, NU has had players on the roster from 13 countries, including the United States, Australia, Canada, England, France, Iceland, Japan, Lithuania, Mali, Senegal and Slovenia.

HOME SWEET HOME

The Huskers finished with an 18-1 record inside Pinnacle Bank Arena in 2023-24, setting a single-season mark for home wins in a season.

- The .947 mark was NU's best home mark by winning percentage since 1965-66 when NU went 11-0 at home. NU went a perfect 10-0 at home in Big Ten Conference play, marking the third time NU has posted an unblemished home conference mark since World War II (also 1965-66, 2017-18). The other seasons with a perfect conference record were between 1908 and 1921.

- Nebraska filled up Pinnacle Bank Arena in 2023-24, averaging 14,597 fans per game to rank 15th nationally. Nebraska has ranked in the top-15 nationally in every season but one since Pinnacle Bank Arena opened in 2013-14. In all, seven of the top 25 school in average attendance came from the Big Ten Conference.

- Big Ten has led the nation in attendance for 48 years in a row dating all the way back to 1976, not counting the 2020-21 COVID season where fans weren't allowed at most college games.

Best Home Record by Percentage (Min. 10 games)

No.	Pct	Record	Season
1.	1.000	11-0	1965-66
	1.000	10-0	1920-21
	1.000	10-0	1912-13
4.	.947	18-1	2023-24
5.	.944	17-1	1982-83

TICKETS ON SALE NOW

Husker fans can now purchase individual game tickets for the 2024-25 Nebraska men's basketball season. The Nebraska Athletic Ticket Office announced that 300 Level Tickets for all 17 matchups are now on sale. The Big Ten Conference games are priced at \$17 apiece (including fees), while the non-conference games, including Sunday's exhibition game with Grand Valley State, are priced at \$12 per game (including fees).

Tickets can be purchased by visiting Huskers.com/Tickets or calling the Nebraska Athletic Ticket Office at 800-8-BIG-RED during business hours (9 a.m.-4 p.m., Monday-Friday).

The home schedule includes 10 Big Ten Conference matchups, including games against defending Big Ten Tournament champion Illinois, postseason qualifiers Iowa, Minnesota and Ohio State. Indiana (17), UCLA (22) and Rutgers (25) were all in the AP Preseason Top 25, while Illinois, Ohio State, Michigan and Maryland received votes in the preseason AP poll.

In addition to single-game tickets, a pair of other options are currently available for the 2024-25 season. Season tickets start at \$153 for all 17 contests, while the Starting 5 Mini Plan is on sale for \$50. The Starting 5 Plan allows fans to pick any two conference games and three of the non-conference games.

UP NEXT:

Nebraska begins the 2024-25 season on Monday, Nov. 4, as they host UT Rio Grande Valley at Pinnacle Bank Arena. The matchup is set for 7 p.m. and will be carried on BTN+ and the Huskers Radio Network.

HUSKERS IN THE NBA

A trio of former Nebraska Cornhuskers were on opening night rosters as the NBA season begins this week. Dalano Banton and Bryce McGowens are teammates on the Portland Trail Blazers, while Jack McVeigh is a rookie with the Houston Rockets. It is the fourth straight season that Nebraska has had multiple players on NBA rosters. While Opening Night is set for Tuesday, both Portland and Houston begin their NBA seasons on Wednesday.

Banton comes off his best season as a professional, averaging 10.3 points 3.3 rebounds and 2.4 assists per game while splitting time with both the Boston Celtics and Portland Trailblazers. He flourished after his trade with Portland, averaging 16.7 points, 4.8 rebounds and 3.6 assists per game in 30 games. Banton begins his fourth NBA season after being a second-round pick in 2021. After sitting out the 2019-20 campaign, Banton played in all 27 games, including 22 starts, for the Huskers in 2020-21, averaging 9.6 points per game while leading the Huskers in both rebounding (5.9) and assists (3.9) per game. He was the first Husker since 1974 to lead NU in both rebounding and assists in the same season. Banton posted the second triple-double in school history with 13 points, 11 rebounds and 10 assists in just 21 minutes against Doane and totaled 14 games in double figures.

McGowens begins his third NBA season, as he is on a two-way contract with the Trail Blazers after signing with the organization over the summer. McGowens spent the first two years with the Charlotte Hornets, playing in 105 career games and averaging 5.2 points, 1.9 rebounds and 1.0 assists per game. McGowens was the No. 40 overall pick in 2022, the highest drafted Husker since 1998. At Nebraska, he was a third-team All-Big Ten performer as a freshman in 2021-22, averaging a team-high 16.8 points and 5.2 rebounds per game. An eight-time Big Ten Freshman of the Week, McGowens had 11 games with 20-or-more points, including a season-high 29 points against both Sam Houston and Rutgers.

McVeigh is with the Houston Rockets after signing a two-way contract prior to the 2024 Paris Olympics. He played in a pair of preseason games for the Rockets, averaging 7.5 ppg on 60 percent shooting and 3.0 rebounds per game. This is his rookie season after he played professionally in Australia and Germany, and he will become the 16th Husker to play in the NBA when he makes his debut. McVeigh comes off a strong performance in the 2024 Olympics, averaging 9.5 points per game on 52 percent shooting, including 10-of-19 (.526) from 3-point range. McVeigh played three seasons at Nebraska before returning home to begin his professional career. His best year was in 2016-17, when he averaged 7.5 points and 2.5 rebounds per game in 30 games, including 11 starts. He was a member of the Huskers' 2017-18 team that won 23 games, including a school record 13 conference games.

In addition to the three former Husker players in the NBA, Tyronn Lue begins his fifth season as head coach of the Los Angeles Clippers. Lue, who played at Nebraska from 1996-98, has guided the Clippers to a 184-134 record and three postseason appearances in his four seasons. Last year, he coached Los Angeles to a Pacific Division title. Before taking the Clippers, Lue led the Cleveland Cavaliers to a 128-83 record, three NBA Finals appearances and franchise's first NBA title in 2016.

NEBRASKA HEAD COACH FRED HOIBERG

NEBRASKA (2019-PRESENT)

- Hired as Nebraska's 28th men's basketball coach on March 30, 2019, a position his grandfather (Jerry Bush) held for nine seasons from 1954 to 1963.
- Named Jim Phalen National Coach of the Year and shared Big Ten Coach-of-the-Year honors (coaches and media) in 2024.
- Coached Nebraska to a third-place finish in the Big Ten in 2023-24, the highest conference finish by NU since 1992-93.
- Guided Nebraska to its first NCAA Tournament appearance since 2014.
- Led Nebraska to its fourth win over a No. 1 team in school history and first time since 1982 (1/9/24 vs. No. 1 Purdue).
- Is the only coach in school history with two road wins against top-10 teams (2021-22 at No. 10 Wisconsin; 2022-23 at No. 7 Creighton).
- Guided Nebraska to three consecutive road wins over ranked opponents (No. 23 Ohio State and No. 10 Wisconsin in 2021-22 and No. 7 Creighton in 2022-23) for the first time in school history.
- Had NBA Draft Picks in both 2021 (Dalano Banton) and 2022 (Bryce McGowens) and has produced 12 players who have reached the NBA.

CHICAGO BULLS (2015-18)

- Coached the Chicago Bulls for three-plus seasons, posting a 115-155 record.
- Became just the fifth coach in franchise history to post a winning record in his debut season.
- Took the Bulls to the 2017 NBA Playoffs where they won the first two games against the top-seeded Boston Celtics, as the Bulls were the first No. 8 seed to take a 2-0 lead against a No. 1 seed since 1993.
- Was the fifth coach in NBA history to have each of his first two career playoff victories come on the road.

IOWA STATE (2010-15)

- Served as head coach at his alma mater for five seasons, posting a 115-56 record, which is the top winning percentage in school history (.673).
- Led the Cyclones to four straight NCAA Tournament appearances - a program record - while his 115 wins were the most in a five-year stretch in school history.
- Guided Iowa State to back-to-back Big 12 Tournament titles in 2014 and 2015.
- Produced four All-Americans, 12 All-Big 12 honorees and 10 players who played in the NBA.
- Named Big 12 Coach of the Year in 2012, as the Cyclones went from three conference wins to 12 in one season.
- Won 28 games and reached the NCAA Sweet 16 in 2014.
- Led the Big 12 in scoring offense in two of his last four seasons and topped the conference in 3-pointers four times in five years.

MINNESOTA TIMBERWOLVES (2005-10)

- Served as Vice President of Basketball Operations in 2009-10, overseeing the day-to-day operations of basketball programs including college and pro scouting, salary cap management and NBA Draft preparations.
- Was the Assistant General Manager for three seasons, helping the Timberwolves orchestrate a draft-day trade for five-time all-star Kevin Love in 2008.

AS AN NBA PLAYER (1995-2005)

- Spent 10 years in the NBA with the Indiana Pacers (four seasons), Chicago Bulls (four seasons) and Minnesota Timberwolves (two seasons) after being selected in the second round of the 1995 NBA Draft.
- Was a member of three NBA Playoff Teams, including a Timberwolves team that reached the 2004 Western Conference Finals.
- Shot 40 percent from 3-point range during his career and led the NBA in 3-point shooting in his final season (48.3, 2004-05).
- Ended his NBA career abruptly at the age of 33 after undergoing open-heart surgery to repair an aneurysm in his aortic root.

AS A PLAYER AT IOWA STATE (1991-95)

- Started all four seasons at Iowa State, averaging 15.8 points, 6.9 rebounds, 2.8 assists and 1.6 steals per game in his collegiate career.
- His No. 32 was retired by Iowa State in 1997 and Hoiberg is a member of the Iowa State Hall of Fame.
- Garnered third-team All-America honors as a senior in 1994-95, averaging 19.9 points per game to help the Cyclones win a then-school-record 23 games and was named Big Eight Co-Male Athlete of the Year in 1995.
- Two-time Academic All-American who was inducted into the CSC Academic Hall of Fame in 2016.



FRED HOIBERG'S COLLEGIATE COACHING RECORD

Year	School	Overall Record	Pct.	Conf. Record	Pct.	Conf. Finish	Postseason
2010-11	Iowa State	16-16	.500	3-13	.188	12th	None
2011-12	Iowa State	23-11	.676	12-6	.677	T-3rd	NCAA Third Round
2012-13	Iowa State	23-12	.657	11-7	.611	T-4th	NCAA Third Round
2013-14	Iowa State	28-8	.778	11-7	.611	T-3rd	NCAA Sweet 16
2014-15	Iowa State	25-9	.735	12-6	.677	T-2nd	NCAA Second Round
2019-20	Nebraska	7-25	.219	2-18	.100	14th	None
2020-21	Nebraska	7-20	.259	3-16	.158	14th	None
2021-22	Nebraska	10-22	.313	4-16	.200	T-13th	None
2022-23	Nebraska	16-16	.500	9-11	.450	T-11th	None
2023-24	Nebraska	23-11	.667	12-8	.600	T-3rd	NCAA First Round
Totals		178-150	.543	79-108	.422		

2024-25 RADIO/TV ROSTER



0 | CONNOR
ESSEGIAN
Jr. | G | 6-4 | 190




1 | SAM
HOIBERG
Jr. | G | 6-0 | 185



2 | AHRON
ULIS
Sr. | G | 6-3 | 190



3 | BRICE
WILLIAMS
Sr. | G | 6-7 | 214



4 | JUWAN
GARY
Sr. | F | 6-6 | 226



5 | BRADEN
FRAGER
Fr. | F | 6-7 | 220



8 | JEFFREY
GRACE III
Jr. | G | 6-3 | 200



9 | BERKE
BÜYÜKTUNCEL
So. | F | 6-10 | 244




12 | GAVIN
GRIFFITHS
So. | G | 6-7 | 193




20 | JUSTIN
BOLIS
So. | F | 6-8 | 225




23 | ANDREW
MORGAN
Sr. | F | 6-10 | 242



24 | ROLLIE
WORSTER
Sr. | G | 6-5 | 210



25 | NICK
JANOWSKI
Fr. | G | 6-4 | 208



31 | CALE
JACOBSEN
So. | G | 6-4 | 195



34 | BRAXTON
MEAH
Sr. | C | 7-1 | 265



35 | HENRY
BURT
So. | F | 6-7 | 222



51 | RIENK
MAST
Sr. | F | 6-10 | 260



FRED HOIBERG
Head Coach



ADAM HOWARD
Assistant Coach



NATE LOENSER
Assistant Coach



ERNE ZEIGLER
Assistant Coach



KURT JOSEPH
Director of Men's
Basketball Strength &
Conditioning



LUCA VIRGILIO
Director of Basketball
Strategies & Business
Operations



EMMANUEL
TOMMY
Director of Player
Development



MICHAEL BANIA
Video
Coordinator



PADYN BORDERS
Recruiting
Coordinator



SHERYL BURBACH
Assistant Director of
Basketball Operations



ANDREW MCCABE
Athletic Trainer



PAT NORRIS
Equipment Manager




JAKE BLATTNER
Performance
Nutrition Coordinator



MATT THOME
NAPL Director



NIHILO IBARRA
Graduate Manager



JUSTIN MOORE
Graduate Manager



JOSIAH ALLICK
Graduate Manager



TRISTON SIMPSON
Graduate Manager



2024-25 Roster Page

THE LAST TIME...

Nebraska Team

Ranked in the top 5 (AP Poll) Never Happened
 Ranked in the top 10 (AP Poll) March 1, 1966
 Ranked in the top 20 (AP Poll) Jan. 2, 1995
 Ranked in the top 25 (AP Poll) Dec. 31, 2018 (No. 24)
 Ranked in the top 25 (USA Today Coaches Poll) Dec. 31, 2018 (No. 23)

Played AP Poll No. 1 ranked team def. No. 1 Purdue (88-72), 1/9/2024
 Defeated AP Poll No. 1 ranked team def. No. 1 Purdue (88-72), 1/9/2024
 Played AP Poll No. 2 ranked team lost at No. 2 Michigan (47-62), 1/9/13
 Defeated AP Poll No. 2 ranked team vs. No. 2 Oklahoma State (85-69), 2/5/1992
 Played Team Ranked 1-5 by AP def. No. 1 Purdue (88-72), 1/9/2024
 Defeated Team Ranked 1-5 by AP def. No. 1 Purdue (88-72), 1/9/2024
 Played Team Ranked 6-10 by AP won vs. No. 6 Wisconsin (80-72, OT), 2/1/2023
 Defeated Team Ranked 6-10 by AP vs. No. 6 Wisconsin (80-72, OT), 2/1/2023
 Defeated Team Ranked 11-25 by AP at No. 23 Ohio State (78-70), 3/1/2022
 Defeated Team Ranked 1-10 by AP on Road at No. 7 Creighton (63-53), 12/4/2022
 Defeated Ranked Team by AP on Road at No. 7 Creighton (63-53), 12/4/2022

Scored 100 or more points 100; at NC State, 12/1/2021
 Scored 90 or more points 93; vs. Indiana (BTT), 3/15/2024
 Scored 80 or more points 83; vs. Texas A&M (NCAA), 3/22/2024
 Scored less than 50 points 48; Wisconsin, 2/10/2021
 Scored less than 40 points 38; at Oregon, 12/15/2012
 Shot 75% from the field 750, vs. Nebraska-Omaha (42-56), 1/25/1988 \$
 Shot 70% from the field 723; vs. UNC Wilmington (34-47), 12/5/1997
 Shot 60% from the field 628; vs. Northwestern (27-43), 2/3/2015

Made 50 or more free throws Never Happened
 Made 40 or more free throws 43, vs. Texas (43-59), 1/3/1996 - \$
 Made 30 or more free throws 37; vs. UTSA (37-50), 12/20/2017
 Made 25 or more free throws 28; vs. Duquesne (28-31), 11/22/2023
 Attempted 60 or more free throws 60, vs. Kansas State (36-60), 1/11/1954 - \$
 Attempted 50 or more free throws 50, vs. UTSA (37-50), 12/20/2017
 Attempted 40 or more free throws 50, vs. UTSA (37-50), 12/20/2017
 Attempted 30 or more free throws 32; South Carolina State (24-32), 12/29/2023
 Shot 100% from the foul line (min 10 att.) 1.000; at Illinois (14-14), 2/4/2024
 Shot 95% from the foul line (min 10 att.) 1.000; at Illinois (14-14), 2/4/2024
 Shot 90% from the foul line (min 10 att.) 917; vs. Texas A&M (NCAA) (22-24), 3/22/2024
 Shot 90% from the foul line (min 20 att.) 917; vs. Texas A&M (NCAA) (22-24), 3/22/2024

Made 20 or more 3-pointers Never Happened
 Made 15 or more 3-pointers 15; Kennesaw State (15-29), 12/22/2021
 Made 10 or more 3-pointers 14; vs. Indiana (14-32), 3/15/2024
 Made 0 3-pointers 0; vs. Jacksonville State (0-5), 12/18/2012
 Held Opponent to 0 3-pointers 0; Southeastern Louisiana, 11/22/2015
 Attempted 40 or more 3-pointers 41; vs. Nevada (9-41), 11/26/2020 \$
 Attempted 30 or more 3-pointers 32; vs. Indiana (BTT) (14-32), 3/15/2024
 Attempted 20 or more 3-pointers 22; vs. Texas A&M (NCAA) (7-22), 3/22/2024
 Shot 75% from 3-point range (min. 10 att.) 750, vs. UT-Pan American (9-12), 12/2/2009 - \$
 Shot 60% from 3-point range (min. 20 att.) 609; Purdue (14-23), 1/9/24
 Shot 60% from 3-point range (min. 10 att.) 609; Purdue (14-23), 1/9/24
 Shot 50% from 3-point range (min. 20 att.) 538 vs. Ohio State (14-26), 1/23/2024
 Shot 50% from 3-point range (min. 10 att.) 538 vs. Ohio State (14-26), 1/23/2024

Had 60 or more rebounds 60; vs. Oral Roberts, 12/22/1999
 Had 50 or more rebounds 50; South Carolina State, 12/29/2023

Had 30 or more assists 35, vs. Northeastern Illinois, 12/21/1994
 Had 25 or more assists 25; vs. Doane, 12/17/2020
 Had 20 or more assists 20; vs. Indiana (BTT), 3/15/2024
 Had 15 or more assists 15; vs. Texas A&M (NCAA), 3/22/2024

Had 20 or more steals 23, vs. Texas Tech, 3/4/1999 - \$
 Had 15 or more steals 15; Indiana, 1/3/2024
 Had 10 or more steals 15; Indiana, 1/3/2024

Had 15 or more blocked shots 15, vs. Coppin State, Dec. 6, 1996 - \$
 Had 10 or more blocked shots 14; at Northwestern, 1/2/2018

Had 30 or more turnovers 31, at Creighton, 12/11/2005
 Had 20 or more turnovers 20; South Carolina State, 12/29/2023
 Had 5 or less turnovers 2; vs. Duquesne, 11/22/2023 - #

Nebraska Player...

Had 20 or more points: 23, Brice Williams; 21 Keisei Tominaga vs. Texas A&M (NCAA), 3/22/2024
 Had 25 or more points: 30; Keisei Tominaga Michigan, 3/10/2024
 Had 30 or more points: 30; Keisei Tominaga Michigan, 3/10/2024
 Had 40 or more points: 41; Teddy Allen vs. Penn State, 2/23/2021
 Had 20 or more points in a half: 23; Keisei Tominaga Michigan, 3/10/2024

Had No Player in Double Figures: vs. Ohio State, 1/21/2012
 Had Five Players with 10 or more points Northwestern, 1/20/2024
 Allick (15); Tominaga (14); Williams (12); Wilcher (10); Lawrence (10)
 Had Six Players with 10 or more points North Dakota, 12/20/2023
 Wilcher (16); Lawrence (14); Tominaga (14); Williams (12); Gary (12); Allick (10)
 Two Huskers with 20 or more points, same game: vs. Texas A&M (NCAA), 3/22/2024
 Brice Williams (24); Keisei Tominaga (21)
 Two Huskers with 25 or more points, same game: vs. Western Illinois, 11/9/21
 Alonzo Verge Jr. (26), Bryce McGowens (25)
 Three Huskers with 20 or more points, same game: Iowa, 3/10/2019
 James Palmer Jr. (30), Glynn Watson Jr. (23), Isaiah Roby (23)
 Two Huskers with 30 or more points, same game: vs. Oregon, 11/25/1995
 Tyronn Lue (30) & Jaron Boone (30) - only time in school history

Had 10 or more rebounds: 11; Josiah Allick vs. Texas A&M (NCAA), 3/22/24
 Had 15 or more rebounds: 18; Juwan Gary at Kansas State, 12/17/2023
 Had 20 or more rebounds: 21, Kimani Ffriend vs. Oral Roberts, 12/22/1999
 Had 25 or more rebounds: 26, Bill Johnson vs. Iowa State, 1/4/1954 - \$
 Two Huskers with 10 or more rebounds, same game: at Kansas State, 12/17/2023
 Juwan Gary-18; Rienk Mast-12
 Three Huskers with 10 or more rebounds, same game: vs. Texas Tech, 1/19/2000
 (Steffon Bradford 16; Kimani Ffriend 12; Louis Truscott 11)

Had 5 or more 3-pointers: 5; Keisei Tominaga vs. Texas A&M (NCAA) (5-11), 3/22/2024
 Had 6 or more 3-pointers: 6; Rienk Mast vs. Ohio State (6-8), 1/23/2024
 Had 7 or more 3-pointers: 7; Kobe Webster at Northwestern (7-12), 3/7/2021
 Had 8 or more 3-pointers: 8; Cary Cochran, vs. Baylor (8-13), 2/27/2002 - \$

Had 5 or more assists: 7; Rienk Mast vs. Indiana, 3/15/2024
 Had 10 or more assists: 11; Alonzo Verge Jr. at Ohio State, 3/1/2022
 Had 15 or more assists: 15; Charles Richardson vs. Rutgers, 12/2/2006
 Had 18 or more assists: 18; Brian Carr, at Evansville, 1/3/1985 - \$

Had 5 or more blocked shots: 5; Isaiah Roby vs. Northwestern, 2/16/2019
 Had 6 or more blocked shots: 6; Isaiah Roby vs. Eastern Illinois, 11/11/2017
 Had 7 or more blocked shots: 7; John Turek vs. Colorado, 3/2/2005
 Had 9 or more blocked shots: 9; Mikki Moore vs. Coppin State, 12/6/1996 - \$
 Had 10 or more blocked shots: Never Happened

Had 5 or more steals: 5; Keisei Tominaga at Kansas State, 12/17/2023
 Had 6 or more steals: 6; Glynn Watson Jr. vs. Long Beach State, 11/26/2017
 Had 7 or more steals: 7; Brandon Richardson at Ohio State, 1/3/2012
 Had 8 or more steals: 8, Cookie Belcher vs. Oklahoma St., 2/7/2001 - \$
 Had 10 or more steals: Never Happened

Had Triple-Double (Points/Rebounds/Assists): Dalano Banton vs. Doane, 12/17/2020, 13/11/10
 Had Double-Double (Points/Assists): Alonzo Verge Jr. at NC State (25/11), 12/1/2021
 Had Double-Double (Points/Rebounds): Josiah Allick (14 pts./11 reb.) vs. Texas A&M (NCAA), 3/22/2024
 Had Double-Double (Points/Steals): Never Happened
 Had Double-Double (Points/Blocks): Never Happened
 Had Two Players with Double-Doubles: Josiah Allick (10 pts./12 reb.) and Juwan Gary (15 pts./11 reb.) vs. Rutgers, 3/3/2024

\$ - School Record - # - Tied School record
 As of 3/23/2024



2023-24 Nebraska Men's Basketball Combined Team Statistics All games

Page 1/1
as of Mar 23, 2024

Game Records

Record	Overall	Home	Away	Neutral
ALL GAMES	23-11	18-1	3-8	2-2
CONFERENCE	12-8	10-0	2-8	0-0
NON-CONFERENCE	11-3	8-1	1-0	2-2

Score by Periods

Team	1st	2nd	OT	TOT
Nebraska	1330	1276	37	2643
Opponents	1161	1213	37	2411

Team Box Score

No.	Player				Total		3-Point		F-Throw		Rebounds											
		GP-GS	MIN	AVG	FG-FGA	FG%	3FG-3FGA	3FG%	FT-FTA	FT%	OFF	DEF	TOT	AVG	PF	DQ	A	TO	BLK	STL	PTS	AVG
30	TOMINAGA, Keisei	32-32	836:11	26.1	169-363	.466	76-202	.376	70-80	.875	8	66	74	2.3	42	0	45	38	1	29	484	15.1
3	WILLIAMS, Brice	34-34	1010:42	29.7	143-322	.444	50-129	.388	119-141	.844	30	156	186	5.5	87	3	84	61	21	37	455	13.4
51	MAST, Rienk	32-32	951:09	29.7	148-342	.433	42-122	.344	57-68	.838	61	180	241	7.5	63	1	95	58	16	13	395	12.3
4	GARY, Juwan	28-20	757:21	27.0	122-245	.498	26-85	.306	55-81	.679	62	108	170	6.1	61	2	35	20	21	31	325	11.6
0	WILCHER, C.J.	33-2	591:36	17.9	87-193	.451	50-127	.394	31-33	.939	12	37	49	1.5	39	0	28	32	6	17	255	7.7
53	ALLICK, Josiah	33-27	785:12	23.8	83-151	.550	8-22	.364	67-104	.644	65	114	179	5.4	66	1	44	34	12	19	241	7.3
10	LAWRENCE, Jamarques	34-23	798:58	23.5	81-193	.420	36-101	.356	37-48	.771	9	97	106	3.1	70	0	86	69	1	27	235	6.9
11	RICE, Eli	17-0	170:33	10.0	19-46	.413	10-27	.370	23-32	.719	4	23	27	1.6	14	0	6	4	4	3	71	4.2
1	HOIBERG, Sam	34-0	669:21	19.7	37-98	.378	15-49	.306	26-38	.684	19	79	98	2.9	67	0	59	24	3	31	115	3.4
9	COLEMAN, Jarron	12-0	143:53	12.0	9-36	.250	4-22	.182	7-11	.636	1	19	20	1.7	11	0	27	17	1	3	29	2.4
21	DIOP, Matar	19-0	72:12	3.8	6-12	.500	1-2	.500	3-9	.333	4	13	17	0.9	11	0	5	6	3	3	16	0.8
31	JACOBSEN, Cale	20-0	55:19	2.8	5-10	.500	1-3	.333	3-6	.500	0	3	3	0.2	5	0	5	2	0	1	14	0.7
24	GRACE, Jeff	16-0	22:42	1.4	2-4	.500	0-1	.000	2-5	.400	2	1	3	0.2	2	0	2	1	0	0	6	0.4
35	BURT, Henry	7-0	09:50	1.4	1-2	.500	0-1	.000	0-2	.000	0	3	3	0.4	1	0	0	0	0	0	2	0.3
Team											49	55	104					11				
Total		34	6875		912-2017	.452	319-893	.357	500-658	.760	326	954	1280	37.6	539	7	521	377	89	214	2643	77.7
Opponents		34	6875		854-2136	.400	288-885	.325	415-592	.701	414	854	1268	37.3	551	10	448	387	125	209	2411	70.9

Team Statistics

	NEBR	OPP
Scoring	2643	2411
Points per game	77.7	70.9
Scoring margin	+6.8	-
Field goals-att	912-2017	854-2136
Field goal pct	.452	.400
3 point fg-att	319-893	288-885
3-point FG pct	.357	.325
3-pt FG made per game	9.4	8.5
Free throws-att	500-658	415-592
Free throw pct	.760	.701
F-Throws made per game	14.7	12.2
Rebounds	1280	1268
Rebounds per game	37.6	37.3
Rebounding margin	+0.4	-
Assists	521	448
Assists per game	15.3	13.2
Turnovers	377	387
Turnovers per game	11.1	11.4
Turnover margin	+0.3	-
Assist/turnover ratio	1.4	1.2
Steals	214	209
Steals per game	6.3	6.1
Blocks	89	125
Blocks per game	2.6	3.7
Winning streak	0	-
Home win streak	12	-
Attendance	277338	127854
Home games-Avg/Game	19-14597	11-11623
Neutral site-Avg/Game	-	4-7425

Team Results

Date	Opponent		Score	Att.
11/06/2023	Lindenwood	W	84-52	13478
11/09/2023	Florida A&M	W	81-54	13766
11/13/2023	Rider	W	64-50	13478
11/15/2023	Stony Brook	W	84-63	13614
11/18/2023	vs Oregon St.	W	84-63	2938
11/22/2023	Duquesne	W	89-79	14426
11/26/2023	Cal St. Fullerton	W	85-72	14171
12/03/2023	Creighton	L	60-89	15838
12/06/2023	at Minnesota	L	65-76	6899
12/10/2023	Michigan St.	W	77-70	14585
12/17/2023	at Kansas St.	W	62-46	10206
12/20/2023	North Dakota	W	83-75	13387
12/29/2023	South Carolina St.	W	91-62	14987
01/03/2024	Indiana	W	86-70	13446
01/06/2024	at Wisconsin	L	72-88	15055
01/09/2024	Purdue	W	88-72	14106
01/12/2024	at Iowa	L	76-94	9670
01/17/2024	at Rutgers	Lot	82-87	8000
01/20/2024	Northwestern	W	75-69	14977
01/23/2024	Ohio St.	W	83-69	14408
01/27/2024	at Maryland	L	51-73	15481
02/01/2024	Wisconsin	Wot	80-72	15318
02/04/2024	at Illinois	Lot	84-87	15544
02/07/2024	at Northwestern	L	68-80	5681
02/10/2024	Michigan	W	79-59	15828
02/17/2024	Penn St.	W	68-49	15751
02/21/2024	at Indiana	W	85-70	17222
02/25/2024	Minnesota	W	73-55	15920
02/29/2024	at Ohio St.	L	69-78	13090
03/03/2024	Rutgers	W	67-56	15854
03/10/2024	at Michigan	W	85-70	11006
03/15/2024	vs Indiana	W	93-66	12625
03/16/2024	vs Illinois	L	87-98	14138
03/22/2024	vs Texas A&M	L	83-98	0