



NEBRASKA BASKETBALL

2024-25 GAME NOTES

X HUSKERMBB

Instagram HUSKERMBB

f HUSKERMBB

GAME #1

OPPONENT: UT RIO GRANDE VALLEY
DATE: MONDAY, NOV. 4
TIPOFF: 7:01 P.M.
LOCATION: LINCOLN, NEB
ARENA: PINNACLE BANK ARENA

GAME AT A GLANCE



Nebraska Cornhuskers

2023-24 Record:23-11
Head Coach: Fred Hoiberg
Record at Nebraska:63-94 (6th year)
Career Record:178-150 (11th year)



Huskers Radio Network

Play-by-Play: Kent Pavelka
Analyst: Jake Muhleisen



UT Rio Grande Valley Vaqueros

2023-24 Record:6-25
Head Coach: Kahil Fennell
Record at School:0-0 (1st year)
Career Record:Same



BIG+ (online only)

Play-by-Play: Jessica Coody
Analyst: Andy Markowski

2024-25 SCHEDULE

Date	AP Rk.	Opponent	TV/Online	Time
Oct. 27		Grand Valley State (Exh.)	BIG+	W, 73-53
Nov. 4		UT Rio Grande Valley	BIG+	7 p.m.
Nov. 9		Bethune-Cookman	BIG+	7 p.m.
Nov. 13		FDU	1G+	7 p.m.
Nov. 17		vs. Saint Mary's (Sioux Falls, S.D.)	BTN	Noon
Nov. 22		at Creighton	FS1	7 p.m.
Nov. 27		South Dakota	BTN	5:30 p.m.
Dec. 1		North Florida	BTN	3 p.m.
Dec. 7		at Michigan State *	BTN	11 a.m.
Dec. 13		Indiana *	FOX	7 p.m.
Hawaiian Airlines Diamond Head Classic				
Dec. 22		vs. Murray State	ESPN2	8 p.m.
Dec. 23		vs. Hawai'i/Charlotte	ESPN2	10:30 p.m./12:30 a.m.
Dec. 25		vs. TBA	TBD	TBD
Dec. 30		Southern	BTN	8 p.m.
Jan. 4		UCLA *	FOX	1 p.m.
Jan. 7		at Iowa *	Peacock	7 p.m.
Jan. 12		at Purdue *	BTN	11 a.m.
Jan. 16		Rutgers *	FS1	8 p.m.
Jan. 19		at Maryland *	BTN	11 a.m.
Jan. 22		USC *	BTN	8 p.m.
Jan. 26		at Wisconsin *	BTN	Noon
Jan. 30		Illinois *	FS1	7:30 p.m.
Feb. 2		at Oregon *	BTN	6:30 p.m.
Feb. 5		at Washington *	BTN	9:30 p.m.
Feb. 9		Ohio State *	BTN	1 p.m.
Feb. 13		Maryland *	BTN	7:30 p.m.
Feb. 16		at Northwestern *	BTN	2 p.m.
Feb. 19		at Penn State *	BTN	5:30 p.m.
Feb. 24		Michigan *	FS1	7 p.m.
March 1		Minnesota *	BTN	1 p.m.
March 4		at Ohio State *	Peacock	8 p.m.
March 9		Iowa *	FOX	11:30 a.m.
March 12-16		at Big Ten Tournament (Indianapolis)	TBD	TBD

ON THE AIR

Radio: Monday's game will be carried on the Huskers Radio Network with Kent Pavelka and Jake Muhleisen on the call, including KLIN (1400 AM) in Lincoln, KXSP (590 AM) in Omaha and KRVN (880 AM) in Lexington. The pregame show begins an hour before tipoff and will also be available on Huskers.com and the Huskers app.

TV/Online: Monday's game is not televised but will be available online at B1G Plus with Jessica Coody and Andy Markowski on the call. To subscribe or for more info, visit bigtenplus.com

HUSKERS OPEN 2024-25 SEASON VS. UT RIO GRANDE VALLEY ON MONDAY

The Nebraska men's basketball team opens the 2024-25 season this Monday, Nov. 4, when the Huskers take on Texas Rio Grande Valley (UTRGV). Tipoff between the Huskers and Vaqueros is set for 7 p.m. and tickets are available for the matchup by visiting Huskers.com/Tickets, calling 800-8-BIGRED during business hours (Mon.-Fri., 9 a.m.-4 p.m.) or at PBA beginning at 5:30 p.m.

Nebraska wrapped up the exhibition season with a 73-53 win over Grand Valley State on Oct. 27. Rutgers transfer Gavin Griffiths had a game-high 14 points, including 4-of-6 from 3-point range, while Brice Williams added 13 in a balanced attack. The Huskers used a strong defensive effort to pull away, holding Grand Valley State to just 16 percent shooting in the second half, including 1-of-15 in the first nine minutes, to turn a five-point halftime lead into a 24-point cushion.

The Huskers enter the 2024-25 season looking to build off last season's 23-11 record and trip to the NCAA Tournament. NU brings back returning starters Williams (13.4 ppg; 5.5 rpg; 2.5 apg) and Juwan Gary (11.6 ppg, 6.1 rpg) for Big Ten Coach of the Year Fred Hoiberg, who begins his sixth season in Lincoln. In all, NU has seven returning letterwinners from a team that tied for third in the Big Ten a year ago, although All-Big Ten forward Rienk Mast (12.3 ppg, 7.5 rpg, 3.0 apg) will miss the 2024-25 season after knee surgery in May.

The intrigue around the 2024-25 team focuses on a group of seven transfers who bring size and experience to the Husker roster. The group includes guards Rollie Worster (Utah), Ahron Ulis (Iowa), Connor Essegian (Wisconsin) and Griffiths (Rutgers), forwards Berke Büyüktuncel (UCLA), Andrew Morgan (North Dakota State) and center Braxton Meah (Washington). That group has combined for nearly 3,500 points and more than 1,700 rebounds and 750 assists in their respective college careers. They combined for 38 points and 26 rebounds in Sunday's exhibition win.

Texas Rio Grande Valley begins a new era, as Kahil Fennell takes over the program after spending the past two seasons as an assistant at BYU. Fennell helped lead BYU to 23 wins in 2023-24, its first in the Big 12, including four wins over ranked teams.

53

Nebraska held Grand Valley State to 53 points in the exhibition game. In the regular season, Nebraska is 20-0 under Fred Hoiberg when holding opponents to 60 points or less.

2024-25 ROSTER AT A GLANCE

No	Name	Pos.	Ht.	Wt.	Yr.	Hometown	2023-24 Other School	GP/GS	MPG	PPG	RPG	APG	BPG	SPG
0	Connor Essegian	G	6-4	190	Jr.	Fort Wayne, Ind.	Wisconsin	33/0	7.3	3.2	0.8	0.2	0.0	0.1
1	Sam Hoiberg	G	6-0	185	Jr.	Lincoln, Neb.		34/0	19.7	3.4	2.9	1.7	0.1	0.9
2	Ahron Ulis	G	6-3	190	Sr.	Chicago, Ill.		-	-	-	-	-	-	-
3	Brice Williams	G	6-7	214	Sr.	Huntersville, N.C.		34/34	29.7	13.4	5.5	2.5	0.6	1.1
4	Juwan Gary	F	6-6	226	Sr.	Columbia, S.C.		28/20	27.0	11.6	6.1	1.3	0.8	1.1
5	Braden Frager	F	6-7	220	Fr.	Lincoln, Neb.	Lincoln Southwest HS	-	-	-	-	-	-	-
8	Jeffrey Grace III	G	6-3	200	Jr.	Elmhurst, Ill.		16/0	1.4	0.4	0.2	0.1	0.0	0.0
9	Berke Büyüktuncel	F	6-10	244	So.	Bursa, Türkiye	UCLA	26/8	16.3	4.5	2.5	0.4	0.3	0.1
12	Gavin Griffiths	G	6-7	193	So.	Simsbury, Conn.	Rutgers	32/3	18.0	5.8	2.2	0.6	0.4	0.3
20	Justin Bolis	F	6-8	225	So.	Lincoln, Neb.	Southeast (Neb.) CC	-	-	-	-	-	-	-
23	Andrew Morgan	F	6-10	242	Sr.	Waseca, Minn.	North Dakota State	32/27	23.2	12.9	5.0	1.0	0.3	0.3
24	Rollie Worster	G	6-5	210	Sr.	Missoula, Mont.	Utah	16/16	31.4	9.9	4.9	5.5	0.2	1.4
25	Nick Janowski	G	6-4	208	Fr.	Pewaukee, Wis.	Pewaukee HS	-	-	-	-	-	-	-
31	Cale Jacobsen	G	6-4	195	So.	Ashland, Neb.		20/0	2.8	0.7	0.2	0.3	0.0	0.1
34	Braxton Meah	C	7-1	265	Sr.	Layton, Utah	Washington	32/16	16.9	5.3	5.3	0.3	0.8	0.2
35	Henry Burt	F	6-7	222	So.	Omaha, Neb.		7/0	1.4	0.4	0.2	0.1	0.0	0.0
51	Rienk Mast	F	6-10	260	Sr.	Groningen, Netherlands		32/32	29.7	12.3	7.5	2.97	0.5	0.4

2024-25 NEBRASKA BASKETBALL ROSTER

No.	VL	Name	Pos.	Ht.	Wt.	Yr.	Hometown	Previous School	X	Instagram
0		Connor Essegian	G	6-4	190	Jr.	Fort Wayne, Ind.	Wisconsin	@CESsegian	connoressegian
1	**	Sam Hoiberg	G	6-0	185	Jr.	Lincoln, Neb.	Pius X	@samhoiberg	samhoiberg
2	*	Ahron Ullis	G	6-3	190	Sr.	Chicago, Ill.	Iowa	@AhronUllis	ahron1_
3	*	Brice Williams	G	6-7	214	Sr.	Huntersville, N.C.	Charlotte	@bgotit_	blaviss
4	**	Juwan Gary	F	6-6	226	Sr.	Columbia, S.C.	Alabama	@takflight24	wanwitdabutter
5		Braden Frager	F	6-7	220	Fr.	Lincoln, Neb.	Southwest HS	@Braden_Frager	braden_frager
8	**	Jeffrey Grace III	G	6-3	200	Jr.	Elmhurst, Ill.	Arizona State	@JeffreyGrace11	kg3is23
9		Berke Büyüktuncel	F	6-10	244	So.	Bursa, Türkiye	UCLA		berkebuyuktuncel
12		Gavin Griffiths	G	6-7	193	So.	Simsbury, Conn.	Rutgers	@gavingriff_	gavingriff_
20		Justin Bolis	F	6-8	225	So.	Lincoln, Neb.	Southeast CC	@JustinBolis	justinbolis
23		Andrew Morgan	F	6-10	242	Sr.	Waseca, Minn.	North Dakota State		akmorgan10_
24		Rollie Worster	G	6-5	210	Sr.	Missoula, Mont.	Utah		rj_w2
25		Nick Janowski	G	6-4	208	Fr.	Pewaukee, Wis.	Pewaukee HS	@nick_janowski12	nick.janowski
31	*	Cale Jacobsen	G	6-4	195	So.	Ashland, Neb.	Ashland-Greenwood HS	@calejacobsen_	calejacobsen_
34		Braxton Meah	C	7-1	265	Sr.	Layton, Utah	Washington	@Braxton_Meah	Braxtonmeah
35	*	Henry Burt	F	6-7	222	So.	Omaha, Neb.	Elkhorn South HS	@HenryBurt15	henryburt0
51	*	Rienk Mast	F	6-10	260	Sr.	Groningen, Netherlands	Bradley		rienk_mast

2024-25 NEBRASKA BASKETBALL COACHING STAFF

Head Coach

Fred Hoiberg, sixth season (Iowa State, 1995)

Assistant Coaches

Adam Howard, third season (Western Kentucky, 2008)
Nate Loenser, fourth season (Iowa State, 2002)
Ernie Zeigler, third season (Cleary, 1994)

Support Staff

Director of Men's Basketball Strength & Conditioning: Kurt Joseph
Dir. of Basketball Strategies & Business Operations: Luca Virgilio
Assistant Director of Basketball Operations: Sheryl Burbach
Director of Player Development: Emmanuel Tommy
Video Coordinator: Michael Bania
Recruiting Coordinator: Pady Borders
Graduate Managers: Josiah Allick, Nihilo Ibarra, Justin Moore, Triston Simpson

Athletic Trainer: Andrew McCabe
Team Nutritionist: Jake Blattner
Sports Psychologist: Heather Kiefer
NAPL Director: Matt Thome
Equipment Manager: Pat Norris

PRONUNCIATION GUIDE

Name	Pronunciation
Josiah Allick	AL-ick
Berke Büyüktuncel	BEAR-keh buh-YOOK-toon-jell
Connor Essegian	eh-SEE-jin
Juwan Gary	Juh-WAHN
Nate Loenser	Len-zer
Rienk Mast	RINK
Braxton Meah	MEE-uh
Ahron Ullis	YOU-liss
Rollie Worster	raw-lee Wooster
Ernie Zeigler	Zig-ler

HUSKERS RADIO NETWORK



KENT PAVELKA

- Is in his 38th season of calling Husker men's basketball
- Called NU basketball for two stretches from 1974-1996 before returning to play-by-play duties full time in 2006-07
- Called his 1,000th Husker basketball game in 2018-19
- Six-time Nebraska Sportscaster of the Year who was inducted into the Nebraska Broadcasters Hall of Fame in 2019




JAKE MUHLEISEN

- Is in his seventh season as full-time color analyst after serving in a part-time basis for five seasons
- Was a four-year starter at guard for Nebraska from 2002-05
- Three-year team captain and started 98 games in his career
- Served as a graduate assistant at Creighton from 2005-07

City	Station	Frequency
Alliance	KCOW	1400 AM
Aurora	KRGY	97.3 FM
Beatrice	KWBE	1450 AM
Broken Bow	KBBN	95.3 FM
Chadron	KCSR	610 AM
Columbus	KJSK	900 AM
Columbus	KKOT	93.5 FM
Fairbury	KGMT	1310 AM
Falls City	KTNC	1230 AM
Falls City	KTNC	107.1 FM
Fremont	KHUB	1340 AM
Fremont	KFMT	105.5 FM
Gibbon	KMTY	97.7 FM
Gibbon	KSDZ	95.5 FM
Grand Island	KRGI	1430 AM
Hastings	KHAS	1230 AM
Hastings	KLIQ	94.5 FM
Hastings/Kearney	KICS	1450
Hastings/Kearney	KXPN	1460 AM
Hay Springs	KBPY	107.7 FM
Holdrege	KUVR	1380 AM/96.9 FM
Imperial	KADL	102.9 FM
Kearney	KGFW	1340 AM
Kearney	KGFW	96.1 FM
Lexington	KRVN	880 AM
Lexington	KAMI	1580 AM
Lincoln	KLIN	1400 AM
Lincoln	KLIN	99.3 FM
McCook	KSWN	93.9 FM
McCook	KZMC	102.1 FM
McCook	KIOD	105.3 FM
Nebraska City	KNCY	1600 AM
Norfolk	KNEN	94.7 FM
North Platte	KODY	1240 AM
Omaha	KXSP	590 AM
O'Neill	KBRX	102.9 FM
Scottsbluff	KNEB	960 AM
Scottsbluff	KNEB	94.1 FM
Sidney	KSID	98.7 FM
Superior	KRFS	1600 AM
Superior	KRFS	103.9 FM
Terrytown	KOLT	690 AM
Valentine	KVSH	940 AM
Valentine	KDJL	99.5 FM

Also available nationwide on Huskers.com and the Huskers App.

POTENTIAL STARTERS (BASED ON EXHIBITION GAME)



#24 ROLLIE WORSTER | G | SR. | 6-5 | 210 | MISSOULA, MONT.

2023-24 Averages (at Utah): PPG: 9.9 | RPG: 4.9 | APG: 5.5 | SPG: 1.4

Worth Noting: Utah transfer enters 2024-25 with 101 career starts and 103 games played...Played in 16 games at Utah before a season-ending injury in 2023-24, averaging 9.9 points, 5.5 assists and 4.9 rebounds per game...Was third in Pac-12 in assists and leading the conference in ast.-to-turnover ratio (2.93-to-1)...Had seven double-figure games, including a season-high 17 points at Saint Mary's...Utah was 12-4 at the time of his injury...Started all 30 games he played in 2022-23, averaging 8.6 point, 5.2 rebounds and 5.0 assists per game...Nearly had triple-double vs. No. 4 Arizona with 12 points, 11 rebounds and nine assists...Started 25 games as a freshman at Utah State, helping the Aggies make the 2021 NCAA Tournament.

Career Bests (includes Utah/Utah St.): Pts: 19 | Reb: 11 | Ast: 10 (4x) | Stl: 6

#0 CONNOR ESSEGIAN | G | JR. | 6-4 | 190 | FORT WAYNE, IND.

2023-24 Averages (at Wisconsin): PPG: 3.2 | RPG: 0.8

Worth Noting: Wisconsin transfer who played in 68 games, including 19 starts...Came off the bench for the Badgers in 2023-24, averaging 3.2 ppg and 0.8 rpg in 33 contests...Named to the Big Ten All-Freshman team in 2022-23, averaging 11.7 ppg and 3.7 rpg...Set a school freshman record with 69 3-pointers while shooting 36 percent beyond the arc...Scored a career-high 24 points against Michigan...Spent parts of the last two summers playing for the Armenian National Team...Averaged 13.0 points and 5.5 rebounds per game as Armenia won the 2024 LA International Cup Title...Tallied 20 points on 7-of-15 shooting along with six rebounds and three steals in the win over Ireland in the title game.

Career Bests (includes Wisconsin): Pts: 24 | Reb: 11 | Ast: 3 (2x) | Stl: 2 (2x) | Bl: 1

#3 BRICE WILLIAMS | G | SR. | 6-7 | 214 | HUNTERVILLE, N.C.

2023-24 Averages: PPG: 13.4 | RPG: 5.5 | APG: 2.5 | SPG: 1.1

Worth Noting: Returning starter who is one of the top returning scorers in the Big Ten...Averaged 13.4 ppg, 5.5 rpg and 2.5 apg, ranking in the top three on the team in all three categories...Reached double figures 25 times in 2023-24, including five 20-point games...Had a team-high 24 points in the NCAA Tournament against Texas A&M...Dished out a career-high nine assists along with 11 rebounds and nine points vs. No. 1 Purdue...Scored a season-high 25 points vs. Oregon State...Second-team All-Conference USA pick in 2022-23, averaging 13.8 ppg and 5.3 rpg...MVP of the CBI (16.3 ppg, 7.8 rpg, 3.0 apg)...Father (Henry) scored a school-record 2,382 points at Charlotte and is a member of the school's Hall of Fame.

Career Bests (includes Charlotte): Pts: 32 | Reb: 13 | Ast: 9 | Stl: 4

#4 JUWAN GARY | F | SR. | 6-6 | 226 | COLUMBIA, S.C.

2023-24 Averages: PPG: 11.6 | RPG: 6.1 | APG: 1.3 | SPG: 1.1

Worth Noting: Third-year starter at Nebraska...Averaged 11.6 ppg and 6.1 rpg in 2023-24, while leading NU in both blocks and steals per game...Had 16 double-figure games in 2023-24, including a trio of 20-point efforts...Totaled five double-doubles in 2023-24, highlighted by a 13-point, 18-board effort at K-State...Career-high 22 point effort with eight boards vs. Minnesota...Finished with 12 points and 11 boards at No. 14 Illinois...Started 17 games before shoulder surgery in 2022-23...Played in 29 games at Alabama in 2021-22...Helped Crimson Tide to an SEC title and an NCAA Sweet 16 appearance in 2020-21...Ranked No. 64 nationally in the class of 2019 by ESPN (25 ppg, 7 rpg as a senior).

Career Bests (includes Alabama): Pts: 22 | Reb: 18 | Ast: 4 | Bl: 4 | St: 4

#34 BRAXTON MEAH | C | SR. | 7-1 | 265 | LAYTON, UTAH

2023-24 Averages (at Washington): PPG: 5.3 | RPG: 5.3

Worth Noting: Two-year starter at Washington who joined program in offseason...Has a career .726 field goal percentage...Played in all 32 games in 2023-24, averaging 5.3 points and 5.3 rebounds per game...Led UW in field goal percentage (.770) and blocked shots (27)...Named to Pac-12 All-Defensive Team in 2022-23, averaging 8.8 points, 7.2 rebounds and 1.6 blocks per game...Ranked fifth in Pac-12 in blocked shots and seventh in rebounding, while leading conference with a .706 field goal percentage...Began his college career at Fresno State.

Career Bests (includes Wash/Fresno St.): Pts: 21 | Reb: 17 | Ast: 3 (3x) | Stl: 2 (55) | Bl: 6

NATIONAL POLLS

ASSOCIATED PRESS (PRESEASON)

No	Team (1st)	Record	Points	Prev.
1	Kansas (30)	0-0	1449	-
2	Alabama (14)	0-0	1428	-
3	UConn (11)	0-0	1345	-
4	Houston (4)	0-0	1343	-
5	Iowa State	0-0	1177	-
6	Gonzaga (1)	0-0	1157	-
7	Duke	0-0	1154	-
8	Baylor	0-0	1109	-
9	North Carolina	0-0	1037	-
10	Arizona	0-0	905	-
11	Auburn	0-0	901	-
12	Tennessee	0-0	775	-
13	Texas A&M	0-0	737	-
14	Purdue	0-0	678	-
15	Creighton	0-0	631	-
16	Arkansas	0-0	625	-
17	Indiana	0-0	492	-
18	Marquette	0-0	484	-
19	Texas	0-0	332	-
20	Cincinnati	0-0	271	-
21	Florida	0-0	249	-
22	UCLA	0-0	210	-
23	Kentucky	0-0	191	-
24	Ole Miss	0-0	132	-
25	Rutgers	0-0	102	-

Others receiving votes: Illinois 92, St. John's 91, Xavier 73, Texas Tech 58, Wake Forest 37, Kansas State 30, Ohio State 29, Michigan State 29, Michigan 19, BYU 14, Oregon 12, Miami 11, McNeese 11, Providence 9, Clemson 9, Saint Louis 9, Boise State 9, VCU 6, Mississippi State 6, Saint Mary's 5, Wisconsin 5, Louisville 4, UAB 4, Grand Canyon 3, Little Rock 3, Princeton 2, San Diego State 2, Arizona State 2, High Point 1, Maryland 1

USA TODAY COACHES (PRESEASON)

No	Team (1st)	Record	Points	Prev.
1	Kansas (15)	0-0	743	NR
2	Alabama (6)	0-0	718	NR
3	UConn (6)	0-0	717	NR
4	Houston (4)	0-0	698	NR
5	Duke	0-0	625	NR
6	Iowa State	0-0	591	NR
7	Gonzaga (4)	0-0	575	NR
8	Baylor	0-0	545	NR
9	Arizona	0-0	510	NR
10	North Carolina	0-0	498	NR
11	Auburn	0-0	465	NR
12	Tennessee	0-0	437	NR
13	Purdue	0-0	390	NR
14	Creighton	0-0	342	NR
15	Texas A&M	0-0	332	NR
16	Arkansas	0-0	272	NR
17	Marquette	0-0	268	NR
18	Indiana	0-0	208	NR
19	Texas	0-0	166	NR
20	Cincinnati	0-0	163	NR
21	Florida	0-0	130	NR
22	UCLA	0-0	123	NR
23	Kentucky	0-0	95	NR
24	Illinois	0-0	87	NR
25	Ole Miss	0-0	66	NR

Others receiving votes: Texas Tech 60; Rutgers 57; St. John's 42; Xavier 26; Michigan State 25; Oregon 16; BYU 16; Kansas State 11; Saint Mary's 9; Boise State 9; Clemson 8; Ohio State 7; Dayton 7; Maryland 4; Grand Canyon 3; Wake Forest 2; Virginia 2; San Diego State 2; Princeton 2; Mississippi State 2; Wisconsin 1;

2023-24 FINAL BIG TEN STANDINGS

Team	B1G	Pct.	Overall	Pct.
I Purdue	17-3	.850	34-5	.872
^Illinois	14-6	.700	29-9	.763
Nebraska	12-8	.600	23-11	.676
Northwestern	12-8	.600	22-12	.647
Wisconsin	11-9	.550	22-14	.611
Indiana	10-10	.500	19-14	.576
Michigan State	10-10	.500	20-15	.571
Iowa	10-10	.500	19-15	.559
Ohio State	9-11	.450	22-14	.611
Minnesota	9-11	.450	19-15	.559
Penn State	9-11	.450	16-17	.485
Maryland	7-13	.350	16-17	.485
Rutgers	7-13	.350	15-17	.469
Michigan	3-17	.150	8-24	.250

#-regular-season champion; ^-tournament champion

Upcoming Big Ten Regular Season Schedule

All times listed are central

Date	Contest	Time
Nov. 4	A&M-Corpus Christi at Purdue	5:00 PM
Nov. 4	Monmouth at Michigan State	6:00 PM
Nov. 4	Manhattan at Maryland	6:00 PM
Nov. 4	Binghamton at Penn State	6:30 PM
Nov. 4	Holy Cross at Wisconsin	7:00 PM
Nov. 4	Lehigh at Northwestern	7:00 PM
Nov. 4	Eastern Ill. at Illinois	7:00 PM
Nov. 4	Cleveland State at Michigan	7:00 PM
Nov. 4	UTRGV at Nebraska	7:00 PM
Nov. 4	Texas A&M-Commerce at Iowa	7:00 PM
Nov. 4	Chattanooga at USC	9:00 PM
Nov. 4	Texas at Ohio State	9:00 PM
Nov. 4	Rider at UCLA	9:30 PM
Nov. 4	UC Riverside at Oregon	9:30 PM
Nov. 5	UC Davis at Washington	9:00 PM
Nov. 6	Wagner at Rutgers	5:00 PM
Nov. 6	Oral Roberts at Minnesota	7:00 PM
Nov. 6	SIUE at Indiana	7:00 PM
Nov. 7	Montana State at Wisconsin	7:00 PM
Nov. 7	Niagara at Michigan State	7:00 PM
Nov. 7	Southern at Iowa	7:00 PM
Nov. 7	Idaho State at USC	9:00 PM
Nov. 8	UMBC at Penn State	5:00 PM
Nov. 8	Northern Ky. at Purdue	6:00 PM
Nov. 8	SIUE at Illinois	7:00 PM
Nov. 8	Mount St. Mary's at Maryland	7:00 PM
Nov. 8	UCLA at New Mexico	9:00 PM
Nov. 8	Montana at Oregon	9:00 PM
Nov. 9	Omaha at Minnesota	2:30 PM
Nov. 9	Northwestern at Dayton	6:30 PM
Nov. 9	Bethune-Cookman at Nebraska	7:00 PM
Nov. 9	Washington at Nevada	TBA
Nov. 10	App State at Wisconsin	11:00 AM
Nov. 10	Eastern Ill. at Indiana	11:00 AM
Nov. 10	Wake Forest at Michigan	Noon
Nov. 10	Florida A&M at Maryland	TBA
Nov. 10	Yale at Purdue	TBA
Nov. 10	Youngstown State at Ohio State	TBA
Nov. 10	Saint Peter's at Rutgers	TBA

BY THE NUMBERS (2023-24 STATS)

Nebraska Cornhuskers			Texas Rio Grande Valley Vaqueros		
2023-24 Team Statistics (Record: 23-11, 12-8 Big Ten)			2023-24 Team Statistics (Record: 6-25)		
Category	Nebraska	OPP	Category	UTRGV	OPP
SCORING	2643	2411	Scoring	2181	2473
Points per game	77.7	70.9	Points per game	70.4	79.8
Scoring margin	+6.8	-	Scoring margin	-9.4	-
FIELD GOALS-ATT	912-2017	854-2136	Field goals-att	754-1801	890-1898
Field goal pct	.452	.400	Field goal pct	.419	.469
3 POINT FG-ATT	319-893	288-885	3 point fg-att	160-547	221-638
3-point FG pct	.357	.325	3-point FG pct	.293	.346
3-pt FG made per game	9.4	8.5	3-pt FG made per game	5.2	7.1
FREE THROWS-ATT	500-658	415-592	Free throws-att	513-728	472-644
Free throw pct	.760	.701	Free throw pct	.705	.733
F-Throws made per game	14.7	12.2	F-Throws made per game	16.5	15.2
REBOUNDS	1280	1268	Rebounds	1037	1223
Rebounds per game	37.6	37.3	Rebounds per game	33.5	39.5
Rebounding margin	+0.4	-	Rebounding margin	-6.0	--
ASSISTS	521	448	Assists	400	539
Assists per game	15.3	13.2	Assists per game	12.9	17.4
TURNOVERS	377	387	Turnovers	434	448
Turnovers per game	11.1	11.4	Turnovers per game	14.0	14.5
Turnover margin	+0.3	-	Turnover margin	+0.5	-
Assist/turnover ratio	1.4	1.2	Assist/turnover ratio	0.9	1.2
STEALS	214	209	Steals	251	229
Steals per game	6.3	6.1	Steals per game	8.1	7.4
BLOCKS	89	125	Blocks	92	139
Blocks per game	2.6	3.7	Blocks per game	3.0	4.5

EXHIBITION RECAP

Nebraska used a 30-6 run over a 10-minute span, as the Huskers cruised to a 73-53 win over Grand Valley State at Pinnacle Bank Arena on Oct. 27. Nebraska broke open a 28-all deadlock late in the first half by scoring seven of the last nine points of the half before clamping down on the defensive end. The Huskers forced Grand Valley State into missing 14 of its first 15 shots from the floor in the first nine minutes of the half as Nebraska built a 58-34 lead after a Gavin Griffiths' 3-pointer. Griffiths led Nebraska with 14 points, including 4-of-6 from beyond the arc, while Brice Williams added 13 markers, as Nebraska shot 50 percent from the field and turned 19 GVSU turnovers into 21 points. Griffiths had 11 of his 14 points in the spurt to help break the game open.

Nebraska, which never trailed, had 13 steals, including three from Rollie Worster and two apiece from Juwan Gary and Berke Büyüktuncel, who led Nebraska with 12 rebounds in 19 minutes of work.

SCOUTING TEXAS RIO GRANDE VALLEY

UTRGV begins its two-game swing through Nebraska with Monday's opener. The Vaqueros take on No. 15 Creighton on Wednesday evening. First-year coach Kahil Fennell arrives after spending the last two seasons as an assistant coach at BYU. Last season, the Cougars went 23-11 and reached the NCAA Tournament after being picked 13th in the preseason poll. Prior to being on the BYU staff, he was at Louisville for four seasons, serving as an assistant coach during the 2021-22 campaign. He also served as an assistant at Portland State (2017-18) and UT Permian Basin (2015-17).

The Vaqueros have just five returning players from a team that went 6-25 last year. UTRGV will look to build around returning starters Hasan Abdul Hakim and J.J. Howard. Abdul Hakim averaged 13.2 points and 5.2 rebounds per game in 2023-24, while Howard chipped in 10.0 points per game as a freshman. UTRGV is picked to finish eighth in the Southland Conference preseason poll.

Nebraska is 1-0 against UTRGV but faced the school when it was Texas-Pan American back in 2009. In 2015, the University of Texas-Pan American was renamed the University of Texas Rio Grande Valley, and in 2016 the former campus of the University of Texas at Brownsville was added. Nebraska is 9-1 all-time against the current members of the Southland Conference.

A QUICK LOOK AT THE 2024-25 HUSKERS

Nebraska enters the 2024-25 season with a solid returning group despite the loss of Rienk Mast to a season-ending surgery. The Huskers return six players - not including Mast - who saw action a season ago including starters Brice Williams and Juwan Gary. In addition, junior guard Sam Hoiberg was one of three Huskers who played in all 34 games in 2023-24.

4 Things from the Exhibition Win

- 1) Nebraska had 13 steals in the exhibition win. The Huskers had three games with double-digit steals in 2023-24.
- 2) Nine of the 13 players who saw action in the exhibition were making their Husker debut.
- 3) Berke Büyüktuncel grabbed 12 rebounds in the win. His season high in caroms at UCLA last season was five against Maryland.
- 4) Nebraska improved to 64-7 all-time in exhibition games and has won 33 of 35 games dating back to 2001.

148

Brice Williams enters the 2024-25 season with 148 career 3-pointers. He is a career 39 percent shooter from beyond the arc and was second on the team in 3-point percentage in 2023-24 (.388).

Returning Percentages Under Fred Hoiberg

Category	2024-25	2023-24	2022-23	2021-22	2020-21	2019-20
Pct. of scoring	34.7	50.9	32.8	49.6	21.6	1.9
Pct. of rebounds	36.2	37.6	34.2	42.1	33.7	4.2
Pct. of field goals made	34.0	49.9	35.3	49.9	22.0	7.0
Pct. of field goals attempted	33.8	50.3	31.2	49.8	20.1	2.6
Pct. of 3-point FG made	28.8	74.8	40.6	59.6	19.4	1.5
Pct. of 3-point FG attempted	30.0	69.1	36.8	55.0	16.5	2.9
Pct. of free throws made	41.0	40.2	19.5	40.8	21.6	1.7
Pct. of free throws attempted	41.5	39.3	20.5	41.3	22.9	1.7
Pct. of assists	35.2	30.4	23.3	41.5	13.1	4.1
Pct. of steals	46.7	50.8	35.7	44.6	24.7	5.4
Pct. of blocked shots	50.6	34.2	44.8	44.3	24.1	3.3
Pct. of minutes	36.7	48.8	35.3	50.6	26.5	4.2

Note: 2024-25 totals do not include Rien Mast, who will redshirt this season.

• Nebraska will feature one of the oldest rosters in the country. Of the 17 players on the 2024-25 roster, nine have played at least three seasons of college basketball. Juwan Gary, Brice Williams and Rien Mast are all in their sixth year of college while Braxton Meah, Ahron Ulis and Rollie Worster are beginning their fifth season of college basketball. According to research by Chris Kowalczyk at VCU, Nebraska is one of 10 programs nationally with at least six players who are in their fifth year or greater in college basketball.

• Nebraska's active roster for this season features three players who have started a combined 72 games at Nebraska: Juwan Gary (37); Brice Williams (34) and Sam Hoiberg (1), but that tells only part of the story. The 16 active players have combined to start 380 career games at the Division I level. That list includes Rollie Worster (101); Brice Williams (61); Andrew Morgan (59); Juwan Gary (55); Braxton Meah (47); Ahron Ulis (27); Connor Essegian (19); Berke Büyüktuncel (8) and Gavin Griffiths (3). In addition, Rien Mast has 111 career starts, including 32 games last season at Nebraska.

• After having one active player with previous NCAA Tournament experience last season (Juwan Gary), the 2024-25 Huskers have nine players who have played in the NCAA Tournament. All seven of Nebraska's returnees saw action in the Huskers' game against Texas A&M last spring, while Ahron Ulis played in three tournaments as part of the Iowa program from 2021-23. NU also added Rollie Worster who started for Utah State in the 2021 NCAA Tournament. In addition, Connor Essegian was on Wisconsin's NCAA Tournament team last spring, but did not play against James Madison in the 2024 NCAA Tournament.

WILLIAMS LOOKS TO BUILD ON POSTSEASON SUCCESS

Senior guard Brice Williams looks to build in his postseason success as he begins the 2024-25 campaign. He proved to be a go-to scorer in the Huskers' postseason run, averaging 23.3 points per game during the Big Ten and NCAA Tournaments.

• His 23.3 ppg after the end of the regular season is the highest by a returning Big Ten player entering 2024-25. Of the seven players who averaged 20+ ppg in the postseason, he is the only one back at a Big Ten school this season.

• Williams has more 20-point games in three postseason games (three) than in 31 regular-season games (two)

That continues Williams' trend of playing his best basketball under the brightest lights, as he is averaging 16.6 points in nine career postseason games (conference tournaments, 2023 CBI and 2024 NCAA), well above his career scoring average of 10.3 points per game. Over the last two years, that number jumps to 18.5 ppg after his 24-point effort in the 2024 NCAA Tournament against Texas A&M.

• Williams' father, Henry, was the MVP of the Metro Conference Tournament in 1992, averaging 26.6 ppg in helping Charlotte to an NCAA Tournament berth.

Tracking Williams in 2023-24

Games	PPG	RPG	APG	FG Pct.	3Pt Pct.	FT Pct.
Regular Season	12.4	5.6	2.5	.436	.377	.835
Postseason	23.3	4.3	2.7	.500	.467	.885

GARY LOOKS TO MAKE 3RD YEAR JUMP

One player who could make a big jump in 2024-25 is senior Juwan Gary. Under Fred Hoiberg, the other seniors who were third-year players made significant jumps in their final year at Nebraska, as Keisei Tominaga and Derrick Walker both earned All-Big Ten honors in their

Big Ten Scoring Leaders (B1G Tourney + Postseason)

No.	Player (School)	PPG
1.	Zach Edey (Purdue)	29.3
2.	Terrence Shannon Jr. (Illinois)	27.9
3.	Brice Williams (Nebraska)	23.3
4.	Jamison Battle (Ohio State)	20.8
5.	Keisei Tominaga (Nebraska)	20.7
6.	AJ Storr (Wisconsin)	20.6
7.	Boo Buie (Northwestern)	20.0

Potential Third-Year Leap

Player	Year 1	Year 2	Year 3
Juwan Gary	9.5	11.6	TBD
Keisei Tominaga	5.7	13.1	15.1
Derrick Walker	5.9	9.5	13.6

RECORD AT PINNACLE BANK ARENA

Season	Wins	Losses	Pct.
2013-14	15	1	.938
2014-15	10	6	.625
2015-16	10	8	.556
2016-17	8	8	.500
2017-18	16	1	.941
2018-19	13	5	.722
2019-20	5	11	.313
2020-21	6	9	.400
2021-22	7	11	.368
2022-23	11	4	.733
2023-24	18	1	.947
Totals	119	66	.643

2023-24 MISC. STATS

TEAM LEADERS

Double-Figure Scoring Games: Williams (25); Tominaga (22);

Mast (20); Gary (16); Wilcher (12); Allick (11); Lawrence (10); Rice (3); Hoiberg (1)

10+ Rebounding Games: ... Mast (7); Gary (5); Williams (2); Allick (2)

10+ Assist Games: N/A

Double-Doubles: Mast (6); Gary (5); Williams (1); Allick (2)

Triple-Doubles: N/A

20-Point Games: Tominaga (8); Mast (4); Williams (5); Gary (3); Wilcher (1)

30-Point Games: Tominaga (2); Mast (1)

Games Leading NU in Scoring: * Tominaga (12), Mast (6); Williams (6); Wilcher (5); Gary (4); Allick (2); Hoiberg (1); Lawrence (1);

Games Leading NU in Rebounding: * Mast (13); Allick (11); Williams (8); Gary (6); Hoiberg (3); Lawrence (2)

Games Leading NU in Assists: * Lawrence (12); Williams (12); Mast (7); Hoiberg (4); Coleman (3); Tominaga (3); Allick (1);

Games Leading NU in Blocks: * Williams (11); Mast (10); Gary (9); Allick (6); Wilcher (3); Hoiberg (2); Diop (2); Rice (2); Tominaga (1); Coleman (1); None (4)

Games Leading NU in Steals: ... Williams (10); Hoiberg (8); Gary (8); Lawrence (8); Tominaga (6); Wilcher (5); Allick (3); Mast (2); Rice (1)

HUSKER DOUBLE-DOUBLES IN 2023-24

Player	Opponent	Totals
Mast	Florida A&M	20 pts./16 reb.
Mast	Rider	12 pts./13 reb.
Mast	vs. Oregon State	15 pts./13 reb.
Mast	at Kansas State	19 pts./12 reb.
Mast	Ohio State	34 pts./10 reb.
Mast	at Ohio State	14 pts./12 reb.
Gary	vs. Oregon State	12 pts./10 reb.
Gary	at Kansas State	13 pts./18 reb.
Gary	North Dakota	12 pts./12 reb.
Gary	at Illinois	12 pts./11 reb.
Gary	Rutgers	15 pts./11 reb.
Williams	at Northwestern	13 pts./10 reb.
Allick	Rutgers	10 pts./12 reb.
Allick	vs. Texas A&M	14 pts./11 reb.

HUSKER DOUBLE-DOUBLES CHART

Player	2024-25	at Neb	Career*
Mast	0	6	26
Gary	0	6	8
Williams	0	1	5
Meah	0	0	6
Worster	0	0	4
Morgan	0	0	4
Totals	0	13	53

*-Includes previous schools

2.13-1

Combined career assist-to-turnover ratio for Ahron Ulis (2.19-to-1) and Rollie Worster (2.11-to-1). The pair have combined for 585 assists and 214 turnovers in their college careers. Against GVSU, the pair had just one turnover in a combined 36 minutes.

2024-25 MBB QUICK FACTS

Location	Lincoln, Neb.
Founded	1869
Enrollment	23,992 (fall 2024)
Nickname	Cornhuskers, Huskers
Colors	Scarlet & Cream
Affiliation	NCAA Division I
Conference	Big Ten Conference
Home Arena	Pinnacle Bank Arena
Capacity/Year Opened	15,000/2013
University of Nebraska President	Dr. Jeffrey P. Gold
Chancellor	Rodney Bennett
Director of Athletics	Troy Dannen
Athletic Dept. Phone	(402) 472-4224
Assistant A.D./Ticketing	Holly Adam
Ticket Office Phone	(402) 472-3111 or 1-800-8BIGRED
Website	Huskers.com

BASKETBALL HISTORY

First year of basketball	1896-97
Regular-season conference titles (last)	7 (1950)
Postseason conference titles (last)	1 (1994)
All-time postseason appearances	27
All-time postseason record	24-26
NCAA Appearances (last)	8 (2024)
NCAA Record	0-8
NIT Appearances (last)	19 (2019)
NIT Record	24-18

BASKETBALL STAFF

Head Coach	Fred Hoiberg (6th season)
Alma Mater (Year)	Iowa State (1995)
Assistant Coaches	Adam Howard (3rd season)
	Nate Loenser (4th season)
	Ernie Zeigler (3rd season)
Director of Men's Basketball Strength and Conditioning	Kurt Joseph
Director of Basketball Strategies & Business Operations	Luca Virgilio
Asst. Director of Operations	Sheryl Burbach
Director of Player Development	Emmanuel Tommy
Video Coordinator	Michael Bania
Recruiting Coordinator	Padyn Borders
Graduate Managers	Nihilo Ibarra, Justin Moore,
	Triston Simpson, Josiah Allick
Athletic Trainer	Andrew McCabe
Equipment Manager	Pat Norris

2024-25 TEAM INFORMATION

2023-24 Record	23-11 (18-1 H, 3-8 A, 2-2 N)
Big Ten Record (Finish)	12-8 (t-3rd)
Big Ten Championship	1-1, def. Indiana, 93-66;
	lost to Illinois, 87-98
Postseason	NCAA First Round
Starters Returning/Lost	3/2
Lettermen Returning/Lost	7/7
Scholarship Newcomers	8

COMMUNICATIONS INFORMATION

Associate A.D./Communications	Keith Mann
Office Phone	(402) 472-2263
Sr. Assoc. Director/MBB Contact	Shamus McKnight
Office/Cell Phone	(402) 472-7772 / (402) 540-0268
E-Mail	smcknight@huskers.com
Press Row Phone	(402) 904-5925
Communications Mailing Address	600 Stadium Drive
	Lincoln, NE 68588-0123

MEDIA SITE

Additional media resources are available at our media site.
<https://go.unl.edu/202425-mbbmedia>

21.4

Nebraska led the Big Ten in bench production last season, averaging 21.4 points per game. The Huskers had at least one reserve score 10-or-more points in 25 of 34 contests in 2023-24. NU got 37 points from its bench in the exhibition win over Grand Valley State.

third year at Nebraska after transferring into the program.

Last season, Gary averaged a career-best 11.6 points per game on nearly 50 percent from the floor. He tallied 16 double-doubles after posting 20 during his first four collegiate seasons. Gary was second on the team in rebounding at 6.1 rpg.

TRIO OF HUSKERS LOOKING FOR 1,000 CAREER POINTS

Nebraska enters the 2024-25 season with a pair of 1,000-point scorers in Rienk Mast and Brice Williams, while three other Huskers could reach the 1,000-point mark for their career in 2024-25. Seniors Juwan Gary, Rollie Worster and Andrew Morgan are all on pace to reach that mark this season.

Career Points Entering 2024-25

Player	Total
Rienk Mast	1,396
Brice Williams	1,256
Rollie Worster	890
Andrew Morgan	860
Juwan Gary	789

PORTAL ADDITIONS APLENTY

Nebraska loaded up in the transfer portal, adding six Division I transfers in the offseason, including five from power conference programs. In addition, the Huskers regain the services of Iowa transfer Ahron Ulis, who sat out the 2023-24 season. In all, the seven newcomer transfers have combined for nearly 3,500 points and over 1,750 rebounds and 750 assists in their collegiate careers.

Husker Transfer Additions

Player	Previous Schools	GP	Starts	Points	Rebounds	Assists
Büyüktuncel	UCLA	26	8	118	65	11
Essegian	Wisconsin	68	19	515	158	34
Griffiths	Rutgers	32	3	185	71	20
Meah	Washington/Fresno St.	118	47	577	515	32
Morgan	North Dakota St.	85	59	860	402	77
Worster	Utah/Utah State	103	101	890	408	425
Ulis*	Iowa	84	27	333	134	160
Total		516	264	3,478	1,753	759

*-Sat out 2023-24 season

WORTH NOTING

• Nebraska enters the 2024-25 season coming off one of its most successful seasons in program history. The Huskers went 23-11 in 2023-24 and tied for third in the Big Ten standings before reaching the NCAA Tournament for the first time since 2013-14. The Huskers' 23 wins were the most since setting a school-record with 26 wins in 1990-91, while NU's 12 conference wins also ranked second in school history.

• Nebraska has increased its win total in each of the past three years, marking the first time NU has done that since the mid-1960s (1963-64 to 1965-66). If Nebraska can improve its win total this year, it would mark the first time since a four-year stretch from 1945-46 to 1948-49 that the Huskers improved their win total in four consecutive seasons. According to BTN Research, Nebraska is one of four teams nationally and the only team in a power conference to improve its win total by at least six games in each of the past two seasons. The others are James Madison, Lamar and South Florida.

In addition, the Huskers have also improved their conference win percentage in each of the past four seasons, culminating with a 12-8 mark in 2023-24.

• Over the past two seasons, NU has won 21 conference games, the highest two-year total since the 1965-66 and 1966-67 teams won 22 conference tilts. The last two seasons under Fred Hoiberg mark just the fourth time in school history that Nebraska has won 20 or more conference games in a two-year span.

• Nebraska was one of 24 teams nationally that finished in the top 50 both in offensive and defensive efficiency in KenPom. NU was one of four Big Ten programs to accomplish that in 2023-24, joining Purdue, Wisconsin and Michigan State. It marked the first time that Nebraska has been ranked in the top 50 in both offensive and defensive efficiency in the KenPom era (1996-97).

• Nebraska made its biggest jump on the offensive end in 2023-24, averaging 77.7 points per game. It was an increase of nearly nine points per game from the 2022-23 campaign and NU's highest scoring average since 1995-96 (80.2 ppg). NU climbed from 149th to 32nd nationally in offensive efficiency in KenPom. Prior to last season, NU's highest average since joining the Big Ten was 73.3 ppg in 2021-22. The Huskers are 25-8 under Fred Hoiberg when scoring at least 80 points, including 20-5 over the last three seasons.

• Nebraska looks to continue its strong work from the foul line in 2024-25. Last season, Nebraska shot 76.0 percent from the line, its highest percentage from the charity stripe since the 2011-12 team set a school record with a .766 free throw percentage. NU ranked 32nd nationally in free throw percentage in 2023-24.

Most Single-Season Wins

No.	Wins	Year
1.	26	1990-91
2.	23	2023-24
3.	22	Four times

Husker Offensive Jump

Category	22-23	23-24
Record	16-16	23-11
Points per Game	68.0	77.7
FG Pct.	.457	.452
3-Pt Pct.	.326	.357
FT Pct.	.641	.760
3 Pt/Gam	6.7	9.4
KenPom Effic.	149th	32nd

Best Single-Season FT Pct.

No.	Year	Pct.
1.	2011-12	.766
2.	1967-68	.765
3	2023-24	.760
4.	1980-81	.750

BIG RED OLYMPIANS

Nebraska was one of just nine programs nationally with multiple players in men's basketball at the 2024 Olympics, as former Huskers Keisei Tominaga (Japan) and Jack McVeigh (Australia) represented their countries. It marked the second straight Olympics for Tominaga, who played 3x3 at the Tokyo Games. In addition, former Husker great Tyronn Lue served as an assistant coach for Team USA, which won its fifth consecutive gold medal in Paris.

In all, NU has had four Olympic basketball players since 2012, including Aleks Maric (2012, Australia), Ade Dagunduro (2012, Nigeria), Tominaga (2020, 2024, Japan) and McVeigh (2024, Australia).

College Programs w/Multiple 2024 Olympians

No.	School	Players
1.	Kentucky	7
2.	Iowa State	5
3.	Gonzaga	4
4.	Duke	3
	Saint Mary's	3
6.	Nebraska	2
	LSU	2
	Michigan	2
	Stanford	2

ESSEGIAN, BÜYÜKTUNCEL: REPRESENTING IN INTERNATIONAL PLAY

In addition to the Olympians, two other Huskers spent part of their summer playing for their national teams.

Connor Essegian spent part of the summer of 2024 playing for the Armenian National Team, averaging 13.0 points and 5.5 rebounds per game as Armenia won the LA International Cup Title. He tallied 20 points on 7-of-15 shooting along with six rebounds and three steals in the win over Ireland in the title game.

Berke Büyüktuncel spent the summer playing for his native Türkiye at the European U20 Championships, averaging 12.0 points and a team-high 7.7 rebounds in seven games. He shot 51 percent from the field, including 54 percent from 3-point range and posted two double-doubles in the tournament.

HUSKERS FROM AROUND THE WORLD

Nebraska's roster has had an international flavor in recent seasons and that trend continues in 2024-25 with Berke Büyüktuncel (Bursa, Türkiye) and Rienk Mast (Groningen, Netherlands) on the Husker roster. During Fred Hoiberg's six seasons, NU has had players on the roster from 13 countries, including the United States, Australia, Canada, England, France, Iceland, Japan, Lithuania, Mali, Senegal and Slovenia.

HOME SWEET HOME

The Huskers finished with an 18-1 record inside Pinnacle Bank Arena in 2023-24, setting a single-season mark for home wins in a season.

- The .947 mark was NU's best home mark by winning percentage since 1965-66 when NU went 11-0 at home. NU went a perfect 10-0 at home in Big Ten Conference play, marking the third time NU has posted an unblemished home conference mark since World War II (also 1965-66, 2017-18).

- Nebraska filled up Pinnacle Bank Arena in 2023-24, averaging 14,597 fans per game to rank 15th nationally. Nebraska has ranked in the top 15 nationally in every season but one since Pinnacle Bank Arena opened in 2013-14. In all, seven of the top 25 school in average attendance came from the Big Ten Conference.

Best Home Record by Percentage (Min. 10 games)

No.	Pct	Record	Season
1.	1.000	11-0	1965-66
	1.000	10-0	1920-21
	1.000	10-0	1912-13
4.	.947	18-1	2023-24
5.	.944	17-1	1982-83

TALL TALES

Braxton Meah gives the Huskers the luxury of a seven-footer on the roster. At 7-foot-1, the Washington transfer is the tallest Husker on the roster since Sergej Vucetic during the 2012-13 and 2013-14 seasons. Meah led the Huskies in field goal percentage (.770) and blocked shots (27) last season.

Tallest Huskers (since 1951)

No.	Player	Ht.	Years
1.	Rich King	7-2	1988-91
2.	Braxton Meah	7-1	2025
	Sergej Vucetic	7-1	2013-14
3.	Kelly Lively	7-0	1989-91
	Dave MacFarlane	7-0	1980
	Oleg Kojenets	7-0	2022-23

LONG RANGE SUCCESS

NU led the Big Ten and finished 26th nationally with 9.4 3-pointers per game in 2023-24. Nebraska set a school record with 319 3-pointers, shattering the previous mark of 270 set in 2018-19. NU's 9.4 3-pointers per game was the program's highest per-game average since setting a school mark with 9.5 3-pointers per game in 2001-02. A Hoiberg-coached team has led its conference in 3-pointers per game five times in 10 years, while three of NU's four highest per-game totals in program history have come during Hoiberg's five seasons at Nebraska.

TICKETS ON SALE NOW

Husker fans can now purchase individual game tickets for the 2024-25 Nebraska men's basketball season. The Nebraska Athletic Ticket Office announced that 300 Level Tickets for all 17 matchups are now on sale. The Big Ten Conference games are priced at \$17 apiece (including fees), while the non-conference games are priced at \$12 per game (including fees). Tickets can be purchased by visiting Huskers.com/Tickets or calling the Nebraska Athletic Ticket Office at 800-8-BIG-RED during business hours (9 a.m.-4 p.m., Monday-Friday).

The home schedule includes 10 Big Ten Conference matchups, including games against defending Big Ten Tournament champion Illinois, postseason qualifiers Iowa, Minnesota and Ohio State. Indiana (17), UCLA (22) and Rutgers (25) were all in the AP Preseason Top 25, while Illinois, Ohio State, Michigan and Maryland received votes in the preseason AP poll.

In addition to single-game tickets, a pair of other options are currently available for the 2024-25 season. Season tickets start at \$153 for all 17 contests, while the Starting 5 Mini Plan is on sale for \$50. The Starting 5 Plan allows fans to pick any two conference games and three of the non-conference games.

HUSKERS IN THE NBA

A trio of former Nebraska Cornhuskers were on opening night rosters for the 2024-25 season. Dalano Banton and Bryce McGowens are teammates on the Portland Trail Blazers, while Jack McVeigh is a rookie with the Houston Rockets. It is the fourth straight season that Nebraska has had multiple players on NBA rosters.

Banton comes off his best season as a professional, averaging 10.3 points 3.3 rebounds and 2.4 assists per game while splitting time with both the Boston Celtics and Portland Trailblazers. He flourished after his trade with Portland, averaging 16.7 points, 4.8 rebounds and 3.6 assists per game in 30 games. Banton begins his fourth NBA season after being a second-round pick in 2021. After sitting out the 2019-20 campaign, Banton played in all 27 games, including 22 starts, for the Huskers in 2020-21, averaging 9.6 points per game while leading the Huskers in both rebounding (5.9) and assists (3.9) per game. He was the first Husker since 1974 to lead NU in both rebounding and assists in the same season. Banton posted the second triple-double in school history with 13 points, 11 rebounds and 10 assists in just 21 minutes against Doane and totaled 14 games in double figures.

McGowens begins his third NBA season, as he is on a two-way contract with the Trail Blazers after signing with the organization over the summer. McGowens spent his first two years with the Charlotte Hornets, playing in 105 career games and averaging 5.2 points, 1.9 rebounds and 1.0 assists per game. McGowens was the No. 40 overall pick in 2022, the highest drafted Husker since 1998. At Nebraska, he was a third-team All-Big Ten performer as a freshman in 2021-22, averaging a team-high 16.8 points and 5.2 rebounds per game. An eight-time Big Ten Freshman of the Week, McGowens had 11 games with 20-or-more points, including a season-high 29 points against both Sam Houston and Rutgers.

McVeigh is with the Houston Rockets after signing a two-way contract prior to the 2024 Paris Olympics. He played in a pair of preseason games for the Rockets, averaging 7.5 ppg on 60 percent shooting and 3.0 rebounds per game. This is his rookie season after he played professionally in Australia and Germany, and he will become the 16th Husker to play in the NBA when he makes his debut. McVeigh comes off a strong performance in the 2024 Olympics, averaging 9.5 points per game on 52 percent shooting, including 10-of-19 (.526) from 3-point range. McVeigh played three seasons at Nebraska before returning home to begin his professional career. His best year was in 2016-17, when he averaged 7.5 points and 2.5 rebounds per game in 30 games, including 11 starts. He was a member of the Huskers' 2017-18 team that won 23 games, including a school record 13 conference games.

In addition to the three former Husker players in the NBA, Tyronn Lue is in his fifth season as head coach of the Los Angeles Clippers. Lue, who played at Nebraska from 1996-98, has guided the Clippers to a184-134 record and three postseason appearances in his four seasons. Last year, he coached Los Angeles to a Pacific Division title. Before taking the Clippers, Lue led the Cleveland Cavaliers to a 128-83 record, three NBA Finals appearances and franchise's first NBA title in 2016.



BROADCAST NOTES

2024-25 RECORD

0-0/0-0 Big Ten

2023-24 RECORD

23-11/12-8 Big Ten

LAST GAME

Fri., March 22
vs. Texas A&M (NCAA), L, 83-98

UPCOMING GAMES

Mon, Nov. 4
UT Rio Grande Valley 7 p.m.
Sat., Nov. 9
Bethune-Cookman 7 p.m.
Wed., Nov. 13
FDU 7 p.m.

HEAD COACH

Fred Hoiberg (Iowa St., 1995)
Nebraska: 63-94 / 6th
Career: 178-150 / 11th

ASSISTANT COACHES

Adam Howard, 3rd season
Nate Loenser, 4th season
Ernie Zeigler, 3rd season

2024-25 SCHEDULE

NOV
4 UT Rio Grand Valley 7 p.m.
9 Bethune Cookman 7 p.m.
13 FDU 7 p.m.
17 vs. Saint Mary's Noon
22 at Creighton 7 p.m.
27 South Dakota 5:30 p.m.

DEC

1 North Florida 3 p.m.
7 at Michigan State * 11 a.m.
13 Indiana * 7 p.m.

Diamond Head Classic

22 vs. Murray St. 8 p.m.
23 vs. Charlotte/Hawaii'i TBD
25 vs. TBA TBD
30 Southern 8 p.m.

JAN

4 UCLA * 1 p.m.
7 at Iowa * 7 p.m.
12 at Purdue * 11 a.m.
16 Rutgers * 8 p.m.
19 at Maryland * 11 a.m.
22 USC * 8 p.m.
26 at Wisconsin * Noon
30 Illinois * 7:30 p.m.


FEB

2 at Oregon * 6:30 p.m.
5 at Washington * 9:30 p.m.
9 Ohio State * 1 p.m.
13 Maryland * 7:30 p.m.
16 at Northwestern * 2 p.m.
19 at Penn State * 5:30 p.m.
24 Michigan * 7 p.m.

MARCH

1 Minnesota * 1 p.m.
4 at Ohio State * 8 p.m.
9 Iowa * 11:30 a.m.
12-
16 at Big Ten Tournament
* Big Ten Game; All times listed at central

CONNOR ESSEGAN (EH-SEE-JIN)



	GP/GS	PPG	RPG	APG	SPG	FG%	3PT%	FT%
2023-24	33/0	3.2	0.8	0.2	0.1	.385	.303	.909
B1G	0/0	0.0	0.0	0.0	0.0	.000	.000	.000
Career	69/19	7.6	2.3	0.5	0.3	.400	.345	.887

SAM HOIBERG



	GP/GS	PPG	RPG	APG	SPG	FG%	3PT%	FT%
2023-24	34/0	3.4	2.9	1.7	0.9	.378	.306	.684
B1G	0/0	0.0	0.0	0.0	0.0	.000	.000	.000
Career	55/1	3.7	2.5	1.2	0.8	.435	.338	.742

AHRON ULIS (YOU-LISS)



	GP/GS	PPG	RPG	APG	SPG	FG%	3PT%	FT%
2023-24	0/0	0.0	0.0	0.0	0.0	.000	.000	.000
B1G	0/0	0.0	0.0	0.0	0.0	.000	.000	.000
Career	84/28	4.0	1.6	1.9	0.4	.374	.310	.780

BRICE WILLIAMS



	GP/GS	PPG	RPG	APG	SPG	FG%	3PT%	FT%
2023-24	34/34	13.4	5.5	2.5	1.1	.444	.388	.844
B1G	0/0	0.0	0.0	0.0	0.0	.000	.000	.000
Career	122/61	10.3	4.2	1.3	0.7	.458	.393	.812

JUWAN GARY (JUH-WAHN)



	GP/GS	PPG	RPG	APG	SPG	FG%	3PT%	FT%
2023-24	28/20	11.6	6.2	1.3	1.1	.498	.306	.679
B1G	0/0	0.0	0.0	0.0	0.0	.000	.000	.000
Career	104/55	7.6	4.5	0.9	0.6	.493	.266	.626

BRADEN FRAGER




	GP/GS	PPG	RPG	APG	SPG	FG%	3PT%	FT%
2023-24	0/0	0.0	0.0	0.0	0.0	.000	.000	.000
B1G	0/0	0.0	0.0	0.0	0.0	.000	.000	.000
Career	0/0	0.0	0.0	0.0	0.0	.000	.000	.000

JEFFREY GRACE III



	GP/GS	PPG	RPG	APG	SPG	FG%	3PT%	FT%
2023-24	16/0	0.4	0.3	0.1	0.0	.500	.000	.400
B1G	0/0	0.0	0.0	0.0	0.0	.000	.000	.000
Career	27/0	0.4	0.2	0.1	0.0	.500	.000	.444

BERKE BÜYÜKTÜNCEL (BEAR-KEH BUH-YOOK-TOON-JELL)



	GP/GS	PPG	RPG	APG	SPG	FG%	3PT%	FT%
2023-24	26/8	4.5	2.5	0.4	0.2	.385	.297	.628
B1G	0/0	0.0	0.0	0.0	0.0	.000	.000	.000
Career	26/8	4.5	2.5	0.4	0.2	.385	.297	.628

GAVIN GRIFFITHS



	GP/GS	PPG	RPG	APG	SPG	FG%	3PT%	FT%
2023-24	32/3	5.8	2.2	0.6	0.3	.324	.282	.600
B1G	0/0	0.0	0.0	0.0	0.0	.000	.000	.000
Career	32/3	5.8	2.2	0.6	0.3	.324	.282	.600

JUSTIN BOLIS



	GP/GS	PPG	RPG	APG	SPG	FG%	3PT%	FT%
2023-24	0/0	0.0	0.0	0.0	0.0	.000	.000	.000
B1G	0/0	0.0	0.0	0.0	0.0	.000	.000	.000
Career	0/0	0.0	0.0	0.0	0.0	.000	.000	.000

ANDREW MORGAN



	GP/GS	PPG	RPG	APG	SPG	FG%	3PT%	FT%
2023-24	32/29	12.9	5.0	1.0	0.3	.556	.364	.703
B1G	0/0	0.0	0.0	0.0	0.0	.000	.000	.000
Career	85/59	10.1	4.7	0.9	0.3	.579	.370	.633

ROLLIE WORSTER (RAW-LEE WOOSTER)



	GP/GS	PPG	RPG	APG	SPG	FG%	3PT%	FT%
2023-24	16/16	9.9	4.9	5.5	1.4	.409	.276	.705
B1G	0/0	0.0	0.0	0.0	0.0	.000	.000	.000
Career	103/101	8.6	4.6	4.1	1.0	.409	.292	.777

NICK JANOWSKI




	GP/GS	PPG	RPG	APG	SPG	FG%	3PT%	FT%
2023-24	0/0	0.0	0.0	0.0	0.0	.000	.000	.000
B1G	0/0	0.0	0.0	0.0	0.0	.000	.000	.000
Career	0/0	0.0	0.0	0.0	0.0	.000	.000	.000

CALE JACOBSEN



	GP/GS	PPG	RPG	APG	SPG	FG%	3PT%	FT%
2023-24	20/0	0.7	0.2	0.3	0.1	.500	.333	.500
B1G	0/0	0.0	0.0	0.0	0.0	.000	.000	.000
Career	20/0	0.7	0.2	0.3	0.1	.500	.333	.500

BRAXTON MEAH (MEE-UH)



	GP/GS	PPG	RPG	APG	SPG	FG%	3PT%	FT%
Season	32/16	5.3	5.3	0.3	0.2	.770	.000	.493
B1G	0/0	0.0	0.0	0.0	0.0	.000	.000	.000
Career	118/47	4.9	4.4	0.2	0.2	.726	.000	.555

HENRY BURT



	GP/GS	PPG	RPG	APG	SPG	FG%	3PT%	FT%
2023-24	7/0	0.3	0.4	0.0	0.0	.500	.000	.000
B1G	0/0	0.0	0.0	0.0	0.0	.000	.000	.000
Career	7/0	0.3	0.4	0.0	0.0	.500	.000	.000

RIENK MAST (RINK)



	GP/GS	PPG	RPG	APG	SPG	FG%	3PT%	FT%
2023-24	32/32	12.4	7.5	3.0	0.4	.433	.344	.838
B1G	0/0	0.0	0.0	0.0	0.0	.000	.000	.000
Career	120/111	11.6	7.5	1.2	0.5	.476	.334	.749

G / 6-4 / 190 / Jr. / Fort Wayne, Ind.

Last Game: Had four points and four rebounds while posting a +27 in 24 minutes

- ◀ Wisconsin transfer who averaged 7.6 ppg in 68 career games with Wisconsin
- ◀ Played for Armenia National Team in 2024, averaging 13.0 ppg and 5.5 rpg in two games
- ◀ Big Ten All-Freshman Team (11.7 ppg) who set a UW freshman record with 69 3-pointers in 2022-23

G / 6-0 / 185 / Jr. / Lincoln, Neb.

Last Game: Did not play in the exhibition game

- ◀ Junior guard who averaged 3.4 ppg and led NU with a 2.45-to-1 asst.-to-TO ratio in 2023-24
- ◀ Led NU with a career-high 15 points and added five rebounds and two assists vs. Lindenwood
- ◀ Two-time Academic All-Big Ten pick who majors in sports media and communications

G / 6-3 / 190 / Sr. / Chicago, Ill.

Last Game: Had six points, two rebounds and an assist in 20 minutes

- ◀ Iowa transfer who spent 3 years with Hawkeyes & posted better than 2-to-1 asst.-to-TO ratio
- ◀ Started 27 games at guard in 2022-23, averaging 6.1 ppg, 2.1 apg as Iowa reached NCAA Tournament
- ◀ Career-high 17 points on 8-of-10 shooting at Michigan State on 1/26/2023

G / 6-7 / 214 / Sr. / Huntersville, N.C.

Last Game: Finished with 13 points, two rebounds and two assists in 20 minutes

- ◀ Started all 34 games in 2023-24, averaging 13.4 ppg, 5.5 rpg, 2.5 apg, 1.1 spg
- ◀ Season-high 25 points vs. Oregon State; 25 double-figure games with five 20-point games
- ◀ 2nd-team All C-USA pick who averaged 13.8 ppg and 5.3 rpg in helping Charlotte to 2023 CBI title

F / 6-6 / 226 / Sr. / Columbia, S.C.

Last Game: Tallied nine points and three assists in 19 minutes

- ◀ 3rd-year starter averaged career-high 11.6 ppg in 2023-24; 2nd on team with 5 double-doubles
- ◀ Career-high 22 points vs. Minn., including 4-of-7 from 3-point range, and eight boards
- ◀ Played two seasons at Alabama, helping Crimson Tide to SEC title and NCAA Sweet 16 in 2020-21

F / 6-7 / 220 / Fr. / Lincoln, Neb.

Last Game: Had three points and two rebounds in 10 minutes

- ◀ True freshman who graduated high school a year early to begin his college career
- ◀ Averaged 18.3 points, 7.0 rebounds, 1.2 assists & 1.2 steals per game at Lincoln SW in 2023-24
- ◀ Ranked among the top 200 players in the class of 2025 before reclassifying; Turns 18 after opener

G / 6-3 / 197 / Jr. / Elmhurst, Ill.

Last Game: Had a rebound and a steal in four minutes

- ◀ Academic All-Big Ten pick who played in 27 games over the last two seasons after walking on
- ◀ Participated in No Filter Life Skills trip to Ecuador in August of 2024
- ◀ Averaged 11.0 ppg, 5.0 rpg and 3.0 apg as a senior at York (Ill.) High School in 2020-21

F / 6-10 / 224 / So. / Bursa, Türkiye

Last Game: Grabbed a game-high 12 rebounds and had four points and two steals

- ◀ UCLA transfer played in 26 games as a true freshman, averaging 4.5 ppg, 2.5 rpg
- ◀ Represented Turkey at 2024 European U20 Champs.; 12.0 ppg, 7.7 rpg, 1.3 bpg and 1.3 spg
- ◀ Rated by ESPN as the No. 2 international high school player in class of 2023

G / 6-7 / 193 / So. / Simsbury, Conn.

Last Game: Led NU with 14 points (4-of-6 from 3) and three boards

- ◀ Rutgers transfer who averaged 5.8 ppg, 2.2 rpg as freshman; 2nd on team in 3-pointers (31)
- ◀ Totalled seven double-figure efforts, including 25 points against Boston University
- ◀ Top-50 recruit who averaged 24.6 ppg, 12.0 rpg at Kingswood-Oxford (Conn.) High School

F / 6-8 / 225 / So. / Lincoln, Neb.

Last Game: Finished with one rebound in four minutes of work

- ◀ Walk-on who played at Southeast (Neb.) CC last year, averaging 15.8 ppg and 8.7 rpg
- ◀ Totaled 11 double-doubles in 2023-24, including 21 points & 15 rebounds vs North Iowa Area CC.
- ◀ Played at Lincoln High for Coach Dan Noble and was named to Heartland Athletic Conf. team

F / 6-10 / 242 / Sr. / Waseca, Minn.

Last Game: Did not play in the exhibition game

- ◀ North Dakota State transfer who averaged double figures in each of the past two seasons
- ◀ Second-team All-Summit League in 2023-24, averaging 12.9 ppg on 56 percent shooting
- ◀ Had a career-high 31 points against Kansas City, one of four 20-point games in 2023-24

G / 6-5 / 220 / Sr. / Missoula, Mont.

Last Game: Finished with six points, two assists and three steals in 16 minutes

- ◀ Utah transfer who started 76 of 77 games in three seasons and 25 times at Utah St. in 2020-21
- ◀ Averaged 9.9 ppg, 5.5 apg and 4.9 rpg in 2023-24, led Pac-12 in asst.-to-TO before injury in Jan.
- ◀ 2nd in Pac-12 in Asst-to-TO (2.6-to-1) & was 2nd in Pac-12 in APG (5.2) in conf. play in '22-23

G / 6-4 / 208 / Fr. / Pewaukee, Wis.

Last Game: Had three points and a blocked shot in eight minutes

- ◀ Totaled 2,297 career points en route to winning three state titles at Pewaukee High School
- ◀ Averaged 30.8 ppg, 8.2 rpg, and 4.4 apg as a senior in earning first-team all-state honors
- ◀ Top-150 recruit whose teams went a combined 106-14 during his four-year career

G / 6-4 / 200 / So. / Ashland, Neb.

Last Game: Had seven points and three rebounds in 14 minutes of work

- ◀ Third-year walk-on who played in 20 games as a redshirt freshman, primarily in situational roles
- ◀ Averaged 17.9 ppg, 6.1 apg, 5.8 rpg as a senior in leading Ashland-Greenwood to a state title
- ◀ Multi-sport athlete who also played quarterback and wide receiver during high school career

C / 7-1 / 265 / Sr. / Layton, Utah

Last Game: Had four points, three rebounds and a block in 20 minutes

- ◀ Fifth-year senior who spent the last two seasons at Washington
- ◀ Played in 32 games, averaging 5.3 ppg on 77 percent shooting, 5.5 rpg and 0.8 bpg in 2023-24
- ◀ Pac-12 All-Defensive Team in 2022-23 at Washington, averaging 8.8 ppg, 7.6 rpg and 1.6 bpg

F / 6-7 / 222 / So. / Omaha, Neb.

Last Game: Did not play in the exhibition game

- ◀ Walk-on who is beginning his third season at Nebraska; Played in seven games in 2022-23
- ◀ Scored first points vs. Florida A&M and had one rebound on three occasions
- ◀ Averaged 12.6 ppg & 6.1 rpg as a senior at Elkhorn South

F / 6-10 / 260 / Sr. / Groningen, Netherlands

Last Game: Will miss the 2024-25 season

NEBRASKA HEAD COACH FRED HOIBERG

NEBRASKA (2019-PRESENT)

- Hired as Nebraska's 28th men's basketball coach on March 30, 2019, a position his grandfather (Jerry Bush) held for nine seasons from 1954 to 1963.
- Named Jim Phalen National Coach of the Year and shared Big Ten Coach-of-the-Year honors (coaches and media) in 2024.
- Coached Nebraska to a third-place finish in the Big Ten in 2023-24, the highest conference finish by NU since 1992-93.
- Guided Nebraska to its first NCAA Tournament appearance in 2024 since 2014.
- Led Nebraska to its fourth win over a No. 1 team in school history and first time since 1982 (1/9/24 vs. No. 1 Purdue).
- Is the only coach in school history with two road wins against top-10 teams (2021-22 at No. 10 Wisconsin; 2022-23 at No. 7 Creighton).
- Guided Nebraska to three consecutive road wins over ranked opponents (No. 23 Ohio State and No. 10 Wisconsin in 2021-22 and No. 7 Creighton in 2022-23) for the first time in school history.
- Had NBA Draft Picks in both 2021 (Dalano Banton) and 2022 (Bryce McGowens) and has produced 12 players who have reached the NBA.

CHICAGO BULLS (2015-18)

- Coached the Chicago Bulls for three-plus seasons, posting a 115-155 record.
- Became just the fifth coach in franchise history to post a winning record in his debut season.
- Took the Bulls to the 2017 NBA Playoffs where they won the first two games against the top-seeded Boston Celtics, as the Bulls were the first No. 8 seed to take a 2-0 lead against a No. 1 seed since 1993.
- Was the fifth coach in NBA history to have each of his first two career playoff victories come on the road.

IOWA STATE (2010-15)

- Served as head coach at his alma mater for five seasons, posting a 115-56 record, which is the top winning percentage in school history (.673).
- Led the Cyclones to four straight NCAA Tournament appearances - a program record - while his 115 wins were the most in a five-year stretch in school history.
- Guided Iowa State to back-to-back Big 12 Tournament titles in 2014 and 2015.
- Produced four All-Americans, 12 All-Big 12 honorees and 10 players who played in the NBA.
- Named Big 12 Coach of the Year in 2012, as the Cyclones went from three conference wins to 12 in one season.
- Won 28 games and reached the NCAA Sweet 16 in 2014.
- Led the Big 12 in scoring offense in two of his last four seasons and topped the conference in 3-pointers four times in five years.

MINNESOTA TIMBERWOLVES (2005-10)

- Served as Vice President of Basketball Operations in 2009-10, overseeing the day-to-day operations of basketball programs including college and pro scouting, salary cap management and NBA Draft preparations.
- Was the Assistant General Manager for three seasons, helping the Timberwolves orchestrate a draft-day trade for five-time all-star Kevin Love in 2008.

AS AN NBA PLAYER (1995-2005)

- Spent 10 years in the NBA with the Indiana Pacers (four seasons), Chicago Bulls (four seasons) and Minnesota Timberwolves (two seasons) after being selected in the second round of the 1995 NBA Draft.
- Was a member of three NBA Playoff Teams, including a Timberwolves team that reached the 2004 Western Conference Finals.
- Shot 40 percent from 3-point range during his career and led the NBA in 3-point shooting in his final season (48.3, 2004-05).
- Ended his NBA career abruptly at the age of 33 after undergoing open-heart surgery to repair an aneurysm in his aortic root.

AS A PLAYER AT IOWA STATE (1991-95)

- Started all four seasons at Iowa State, averaging 15.8 points, 6.9 rebounds, 2.8 assists and 1.6 steals per game in his collegiate career.
- His No. 32 was retired by Iowa State in 1997 and Hoiberg is a member of the Iowa State Hall of Fame.
- Garnered third-team All-America honors as a senior in 1994-95, averaging 19.9 points per game to help the Cyclones win a then-school-record 23 games and was named Big Eight Co-Male Athlete of the Year in 1995.
- Two-time Academic All-American who was inducted into the CSC Academic Hall of Fame in 2016.



FRED HOIBERG'S COLLEGIATE COACHING RECORD

Year	School	Overall Record	Pct.	Conf. Record	Pct.	Conf. Finish	Postseason
2010-11	Iowa State	16-16	.500	3-13	.188	12th	None
2011-12	Iowa State	23-11	.676	12-6	.677	T-3rd	NCAA Third Round
2012-13	Iowa State	23-12	.657	11-7	.611	T-4th	NCAA Third Round
2013-14	Iowa State	28-8	.778	11-7	.611	T-3rd	NCAA Sweet 16
2014-15	Iowa State	25-9	.735	12-6	.677	T-2nd	NCAA Second Round
2019-20	Nebraska	7-25	.219	2-18	.100	14th	None
2020-21	Nebraska	7-20	.259	3-16	.158	14th	None
2021-22	Nebraska	10-22	.313	4-16	.200	T-13th	None
2022-23	Nebraska	16-16	.500	9-11	.450	T-11th	None
2023-24	Nebraska	23-11	.667	12-8	.600	T-3rd	NCAA First Round
2024-25	Nebraska	0-0	.000	0-0	.000	-	-
Totals		178-150	.543	79-108	.422		

2024-25 RADIO/TV ROSTER



0 | CONNOR
ESSEGIAN
Jr. | G | 6-4 | 190



1 | SAM
HOIBERG
Jr. | G | 6-0 | 185




2 | AHRON
ULIS
Sr. | G | 6-3 | 190



3 | BRICE
WILLIAMS
Sr. | G | 6-7 | 214



4 | JUWAN
GARY
Sr. | F | 6-6 | 226



5 | BRADEN
FRAGER
Fr. | F | 6-7 | 220



8 | JEFFREY
GRACE III
Jr. | G | 6-3 | 200



9 | BERKE
BÜYÜKTUNCEL
So. | F | 6-10 | 244




12 | GAVIN
GRIFFITHS
So. | G | 6-7 | 193




20 | JUSTIN
BOLIS
So. | F | 6-8 | 225




23 | ANDREW
MORGAN
Sr. | F | 6-10 | 242



24 | ROLLIE
WORSTER
Sr. | G | 6-5 | 210



25 | NICK
JANOWSKI
Fr. | G | 6-4 | 208



31 | CALE
JACOBSEN
So. | G | 6-4 | 195



34 | BRAXTON
MEAH
Sr. | C | 7-1 | 265



35 | HENRY
BURT
So. | F | 6-7 | 222



51 | RIENK
MAST
Sr. | F | 6-10 | 260



FRED HOIBERG
Head Coach



ADAM HOWARD
Assistant Coach



NATE LOENSER
Assistant Coach



ERNE ZEIGLER
Assistant Coach



KURT JOSEPH
Director of Men's
Basketball Strength &
Conditioning



LUCA VIRGILIO
Director of Basketball
Strategies & Business
Operations



EMMANUEL
TOMMY
Director of Player
Development



MICHAEL BANIA
Video
Coordinator



PADYN BORDERS
Recruiting
Coordinator



SHERYL BURBACH
Assistant Director of
Basketball Operations



ANDREW MCCABE
Athletic Trainer



PAT NORRIS
Equipment Manager



JAKE BLATTNER
Performance
Nutrition Coordinator



MATT THOME
NAPL Director



NIHILO IBARRA
Graduate Manager



JUSTIN MOORE
Graduate Manager



JOSIAH ALLICK
Graduate Manager



TRISTON SIMPSON
Graduate Manager



2024-25 Roster Page

THE LAST TIME...

Nebraska Team

Ranked in the top 5 (AP Poll) Never Happened
 Ranked in the top 10 (AP Poll) March 1, 1966
 Ranked in the top 20 (AP Poll) Jan. 2, 1995
 Ranked in the top 25 (AP Poll) Dec. 31, 2018 (No. 24)
 Ranked in the top 25 (USA Today Coaches Poll) Dec. 31, 2018 (No. 23)

Played AP Poll No. 1 ranked team def. No. 1 Purdue (88-72), 1/9/2024
 Defeated AP Poll No. 1 ranked team def. No. 1 Purdue (88-72), 1/9/2024
 Played AP Poll No. 2 ranked team lost at No. 2 Michigan (47-62), 1/9/13
 Defeated AP Poll No. 2 ranked team vs. No. 2 Oklahoma State (85-69), 2/5/1992
 Played Team Ranked 1-5 by AP def. No. 1 Purdue (88-72), 1/9/2024
 Defeated Team Ranked 1-5 by AP def. No. 1 Purdue (88-72), 1/9/2024
 Played Team Ranked 6-10 by AP won vs. No. 6 Wisconsin (80-72, OT), 2/1/2023
 Defeated Team Ranked 6-10 by AP vs. No. 6 Wisconsin (80-72, OT), 2/1/2023
 Defeated Team Ranked 11-25 by AP at No. 23 Ohio State (78-70), 3/1/2022
 Defeated Team Ranked 1-10 by AP on Road at No. 7 Creighton (63-53), 12/4/2022
 Defeated Ranked Team by AP on Road at No. 7 Creighton (63-53), 12/4/2022

Scored 100 or more points 100; at NC State, 12/1/2021
 Scored 90 or more points 93; vs. Indiana (BTT), 3/15/2024
 Scored 80 or more points 83; vs. Texas A&M (NCAA), 3/22/2024
 Scored less than 50 points 48; Wisconsin, 2/10/2021
 Scored less than 40 points 38; at Oregon, 12/15/2012
 Shot 75% from the field750, vs. Nebraska-Omaha (42-56), 1/25/1988 \$
 Shot 70% from the field723; vs. UNC Wilmington (34-47), 12/5/1997
 Shot 60% from the field628; vs. Northwestern (27-43), 2/3/2015

Made 50 or more free throws Never Happened
 Made 40 or more free throws 43; vs. Texas (43-59), 1/3/1996 - \$
 Made 30 or more free throws 37; vs. UTSA (37-50), 12/20/2017
 Made 25 or more free throws 28; vs. Duquesne (28-31), 11/22/2023
 Attempted 60 or more free throws 60; vs. Kansas State (36-60), 1/11/1954 - \$
 Attempted 50 or more free throws 50; vs. UTSA (37-50), 12/20/2017
 Attempted 40 or more free throws 50; vs. UTSA (37-50), 12/20/2017
 Attempted 30 or more free throws 32; South Carolina State (24-32), 12/29/2023
 Shot 100% from the foul line (min 10 att.) 1.000; at Illinois (14-14), 2/4/2024
 Shot 95% from the foul line (min 10 att.) 1.000; at Illinois (14-14), 2/4/2024
 Shot 90% from the foul line (min 10 att.)917; vs. Texas A&M (NCAA) (22-24), 3/22/2024
 Shot 90% from the foul line (min 20 att.)917; vs. Texas A&M (NCAA) (22-24), 3/22/2024

Made 20 or more 3-pointers Never Happened
 Made 15 or more 3-pointers 15; Kennesaw State (15-29), 12/22/2021
 Made 10 or more 3-pointers 14; vs. Indiana (14-32), 3/15/2024
 Made 0 3-pointers 0; vs. Jacksonville State (0-5), 12/18/2012
 Held Opponent to 0 3-pointers 0; Southeastern Louisiana, 11/22/2015
 Attempted 40 or more 3-pointers 41; vs. Nevada (9-41), 11/26/2020 \$
 Attempted 30 or more 3-pointers 32; vs. Indiana (BTT) (14-32), 3/15/2024
 Attempted 20 or more 3-pointers 22; vs. Texas A&M (NCAA) (7-22), 3/22/2024
 Shot 75% from 3-point range (min. 10 att.)750, vs. UT-Pan American (9-12), 12/2/2009 - \$
 Shot 60% from 3-point range (min. 20 att.)609; Purdue (14-23), 1/9/24
 Shot 60% from 3-point range (min. 10 att.)609; Purdue (14-23), 1/9/24
 Shot 50% from 3-point range (min. 20 att.)538 vs. Ohio State (14-26), 1/23/2024
 Shot 50% from 3-point range (min. 10 att.)538 vs. Ohio State (14-26), 1/23/2024

Had 60 or more rebounds 60; vs. Oral Roberts, 12/22/1999
 Had 50 or more rebounds 50; South Carolina State, 12/29/2023

Had 30 or more assists 35, vs. Northeastern Illinois, 12/21/1994
 Had 25 or more assists 25; vs. Doane, 12/17/2020
 Had 20 or more assists 20; vs. Indiana (BTT), 3/15/2024
 Had 15 or more assists 15; vs. Texas A&M (NCAA), 3/22/2024

Had 20 or more steals 23, vs. Texas Tech, 3/4/1999 - \$
 Had 15 or more steals 15; Indiana, 1/3/2024
 Had 10 or more steals 15; Indiana, 1/3/2024

Had 15 or more blocked shots 15, vs. Coppin State, Dec. 6, 1996 - \$
 Had 10 or more blocked shots 14; at Northwestern, 1/2/2018

Had 30 or more turnovers 31, at Creighton, 12/11/2005
 Had 20 or more turnovers 20; South Carolina State, 12/29/2023
 Had 5 or less turnovers 2; vs. Duquesne, 11/22/2023 - #

Nebraska Player...

Had 20 or more points: 23, Brice Williams; 21 Keisei Tominaga vs. Texas A&M (NCAA), 3/22/2024
 Had 25 or more points: 30; Keisei Tominaga Michigan, 3/10/2024
 Had 30 or more points: 30; Keisei Tominaga Michigan, 3/10/2024
 Had 40 or more points: 41; Teddy Allen vs. Penn State, 2/23/2021
 Had 20 or more points in a half: 23; Keisei Tominaga Michigan, 3/10/2024

Had No Player in Double Figures: vs. Ohio State, 1/21/2012
 Had Five Players with 10 or more points Northwestern, 1/20/2024
 Allick (15); Tominaga (14); Williams (12); Wilcher (10); Lawrence (10)
 Had Six Players with 10 or more points North Dakota, 12/20/2023
 Wilcher (16); Lawrence (14); Tominaga (14); Williams (12); Gary (12); Allick (10)
 Two Huskers with 20 or more points, same game: vs. Texas A&M (NCAA), 3/22/2024
 Brice Williams (24); Keisei Tominaga (21)
 Two Huskers with 25 or more points, same game: vs. Western Illinois, 11/9/21
 Alonzo Verge Jr. (26), Bryce McGowens (25)
 Three Huskers with 20 or more points, same game: Iowa, 3/10/2019
 James Palmer Jr. (30), Glynn Watson Jr. (23), Isaiah Roby (23)
 Two Huskers with 30 or more points, same game: vs. Oregon, 11/25/1995
 Tyronn Lue (30) & Jaron Boone (30) - only time in school history

Had 10 or more rebounds: 11; Josiah Allick vs. Texas A&M (NCAA), 3/22/24
 Had 15 or more rebounds: 18; Juwan Gary at Kansas State, 12/17/2023
 Had 20 or more rebounds: 21, Kimani Ffriend vs. Oral Roberts, 12/22/1999
 Had 25 or more rebounds: 26, Bill Johnson vs. Iowa State, 1/4/1954 - \$
 Two Huskers with 10 or more rebounds, same game: at Kansas State, 12/17/2023
 Juwan Gary-18; Rienk Mast-12
 Three Huskers with 10 or more rebounds, same game: vs. Texas Tech, 1/19/2000
 (Steffon Bradford 16; Kimani Ffriend 12; Louis Truscott 11)

Had 5 or more 3-pointers: 5; Keisei Tominaga vs. Texas A&M (NCAA) (5-11), 3/22/2024
 Had 6 or more 3-pointers: 6; Rienk Mast vs. Ohio State (6-8), 1/23/2024
 Had 7 or more 3-pointers: 7; Kobe Webster at Northwestern (7-12), 3/7/2021
 Had 8 or more 3-pointers: 8; Cary Cochran, vs. Baylor (8-13), 2/27/2002 - \$

Had 5 or more assists: 7; Rienk Mast vs. Indiana, 3/15/2024
 Had 10 or more assists: 11; Alonzo Verge Jr. at Ohio State, 3/1/2022
 Had 15 or more assists: 15; Charles Richardson vs. Rutgers, 12/2/2006
 Had 18 or more assists: 18; Brian Carr, at Evansville, 1/3/1985 - \$

Had 5 or more blocked shots: 5; Isaiah Roby vs. Northwestern, 2/16/2019
 Had 6 or more blocked shots: 6; Isaiah Roby vs. Eastern Illinois, 11/11/2017
 Had 7 or more blocked shots: 7; John Turek vs. Colorado, 3/2/2005
 Had 9 or more blocked shots: 9; Mikki Moore vs. Coppin State, 12/6/1996 - \$
 Had 10 or more blocked shots: Never Happened

Had 5 or more steals: 5; Keisei Tominaga at Kansas State, 12/17/2023
 Had 6 or more steals: 6; Glynn Watson Jr. vs. Long Beach State, 11/26/2017
 Had 7 or more steals: 7; Brandon Richardson at Ohio State, 1/3/2012
 Had 8 or more steals: 8, Cookie Belcher vs. Oklahoma St., 2/7/2001 - \$
 Had 10 or more steals: Never Happened

Had Triple-Double (Points/Rebounds/Assists): Dalano Banton vs. Doane, 12/17/2020, 13/11/10
 Had Double-Double (Points/Assists): Alonzo Verge Jr. at NC State (25/11), 12/1/2021
 Had Double-Double (Points/Rebounds): Josiah Allick (14 pts./11 reb.) vs. Texas A&M (NCAA), 3/22/2024
 Had Double-Double (Points/Steals): Never Happened
 Had Double-Double (Points/Blocks): Never Happened
 Had Two Players with Double-Doubles: Josiah Allick (10 pts./12 reb.) and Juwan Gary (15 pts./11 reb.) vs. Rutgers, 3/3/2024

\$ - School Record - # - Tied School record
 As of 3/23/2024



Nebraska Men's Basketball
Individual Career Summaries
All games

Page 1/8
as of Oct 17, 2024

BURT, Henry

				Field Goals		3-Point		F-Throws		Rebounds									Scoring	
SEASON	TEAM	GP-GS	MIN/AVG	FG-FGA	FG%	3FG-3FGA	3FG%	FT-FTA	FT%	OFF	DEF	TOT	AVG	PF-FO	A	TO	BLK	STL	PTS	AVG
2023-24	Nebr	7-0	10/1.4	1-2	.500	0-1	.000	0-2	.000	0	3	3	0.4	1-0	0	0	0	0	2	0.3
TOTAL		7-0	10/1.4	1-2	.500	0-1	.000	0-2	.000	0	3	3	0.4	1-0	0	0	0	0	2	0.3

Single Game Highs

Statistic	Value	
Points	2	vs Florida A&M 11/09/23
Rebounds	1	vs Michigan 02/10/24, vs Florida A&M 11/09/23, vs Stony Brook 11/15/23
FG Made	1	vs Florida A&M 11/09/23
FG Attempts	1	vs Florida A&M 11/09/23, at Michigan 03/10/24
3FG Attempts	1	at Michigan 03/10/24
FT Attempts	2	vs Florida A&M 11/09/23

BUYUKTUNCEL, Berke

				Field Goals		3-Point		F-Throws		Rebounds										Scoring	
SEASON	TEAM	GP-GS	MIN/AVG	FG-FGA	FG%	3FG-3FGA	3FG%	FT-FTA	FT%	OFF	DEF	TOT	AVG	PF-FO	A	TO	BLK	STL	PTS	AVG	
2023-24	UCLA	26-8	425/16.3	40-104	.385	11-37	.297	27-43	.628	24	41	65	2.5	58-1	11	22	9	4	118	4.5	
TOTAL FOR Nebr		0-0	0/0.0	0-0	.000	0-0	.000	0-0	.000	0	0	0	0.0	0-0	0	0	0	0	0	0.0	
TOTAL		26-8	425/16.3	40-104	.385	11-37	.297	27-43	.628	24	41	65	2.5	58-1	11	22	9	4	118	4.5	

Single Game Highs

Statistic	Value	
Points	13	vs Stanford 01/03/24
Rebounds	5	vs Maryland 12/22/23, vs Washington 01/14/24, at Washington 02/29/24
Assists	3	vs Chaminade 11/21/23
Steals	1	4 times
Blocks	2	vs Southern California 02/24/24, vs Chaminade 11/21/23
FG Made	5	at Oregon 12/30/23
FG Attempts	7	8 times
3FG Made	1	11 times
3FG Attempts	3	vs Oregon St. 02/01/24, vs Southern California 02/24/24, vs Utah 02/18/24
FT Made	5	vs Chaminade 11/21/23
FT Attempts	9	vs Chaminade 11/21/23



Nebraska Men's Basketball
Individual Career Summaries
All games

Page 2/8
as of Oct 17, 2024

ESSEGIAN, Connor

				Field Goals		3-Point		F-Throws		Rebounds									Scoring	
SEASON	TEAM	GP-GS	MIN/AVG	FG-FGA	FG%	3FG-3FGA	3FG%	FT-FTA	FT%	OFF	DEF	TOT	AVG	PF-FO	A	TO	BLK	STL	PTS	AVG
2022-23	Wisc	35-19	959/27.4	133-329	.404	69-192	.359	76-86	.884	24	107	131	3.7	60-0	26	36	1	19	411	11.7
2023-24	Wisc	33-0	242/7.3	37-96	.385	20-66	.303	10-11	.909	2	25	27	0.8	24-0	8	12	0	4	104	3.2
TOTAL FOR Nebr		0-0	0/0.0	0-0	.000	0-0	.000	0-0	.000	0	0	0	0.0	0-0	0	0	0	0	0	0.0
TOTAL		68-19	1200/17.6	170-425	.400	89-258	.345	86-97	.887	26	132	158	2.3	84-0	34	48	1	23	515	7.6

Single Game Highs

Statistic	Value	
Points	24	at Michigan 02/26/23
Rebounds	11	at Indiana 01/14/23
Assists	3	at Marquette 12/03/22, vs Maryland 12/06/22
Steals	2	vs Minnesota 01/03/23, vs Tennessee 11/10/23
Blocks	1	at Minnesota 03/05/23
FG Made	10	at Michigan 02/26/23
FG Attempts	21	at Michigan 02/26/23
3FG Made	5	vs Northwestern 02/05/23
3FG Attempts	11	vs Northwestern 02/05/23
FT Made	9	vs Michigan 02/14/23, vs Bradley 03/14/23
FT Attempts	10	vs Michigan 02/14/23

GARY, Juwan

				Field Goals		3-Point		F-Throws		Rebounds									Scoring	
SEASON	TEAM	GP-GS	MIN/AVG	FG-FGA	FG%	3FG-3FGA	3FG%	FT-FTA	FT%	OFF	DEF	TOT	AVG	PF-FO	A	TO	BLK	STL	PTS	AVG
2020-21	UA	30-2	284/9.5	48-89	.539	1-9	.111	18-34	.529	40	45	85	2.8	40-1	5	13	12	14	115	3.8
2021-22	UA	29-16	450/15.5	73-142	.514	9-41	.220	33-54	.611	49	50	99	3.4	61-1	9	18	16	17	188	6.5
2022-23	Nebr	17-17	502/29.6	64-147	.435	15-57	.263	18-29	.621	35	75	110	6.5	32-0	14	15	9	24	161	9.5
2023-24	Nebr	28-20	757/27.0	122-245	.498	26-85	.306	55-81	.679	62	108	170	6.1	61-2	35	20	21	31	325	11.6
TOTAL FOR Nebr		45-37	1260/28.0	186-392	.474	41-142	.289	73-110	.664	97	183	280	6.2	93-2	49	35	30	55	486	10.8
TOTAL		104-55	1994/19.2	307-623	.493	51-192	.266	124-198	.626	186	278	464	4.5	194-4	63	66	58	86	789	7.6

Single Game Highs

Statistic	Value	
Points	22	vs Minnesota 02/25/24
Rebounds	18	at Kansas St. 12/17/23
Assists	4	vs South Carolina St. 12/29/23
Steals	4	at Kansas St. 12/17/22
Blocks	4	vs South Carolina St. 12/29/23
FG Made	8	vs Michigan St. 12/10/23, vs Stony Brook 11/15/23
FG Attempts	16	at Kansas St. 12/17/23
3FG Made	4	vs Minnesota 02/25/24
3FG Attempts	7	4 times
FT Made	6	vs Houston 12/11/21
FT Attempts	9	vs Houston 12/11/21



Nebraska Men's Basketball
Individual Career Summaries
All games

Page 3/8
as of Oct 17, 2024

GRACE, Jeff

				Field Goals		3-Point		F-Throws		Rebounds									Scoring	
SEASON	TEAM	GP-GS	MIN/AVG	FG-FGA	FG%	3FG-3FGA	3FG%	FT-FTA	FT%	OFF	DEF	TOT	AVG	PF-FO	A	TO	BLK	STL	PTS	AVG
2022-23	Nebr	11-0	12/1.1	1-2	.500	0-1	.000	2-4	.500	2	1	3	0.3	0-0	1	2	0	1	4	0.4
2023-24	Nebr	16-0	23/1.4	2-4	.500	0-1	.000	2-5	.400	2	1	3	0.2	2-0	2	1	0	0	6	0.4
TOTAL		27-0	34/1.3	3-6	.500	0-2	.000	4-9	.444	4	2	6	0.2	2-0	3	3	0	1	10	0.4

Single Game Highs

Statistic	Value	
Points	2	5 times
Rebounds	1	6 times
Assists	1	vs Boston College 11/30/22, vs Lindenwood 11/06/23, vs Michigan 02/10/24
Steals	1	at Maryland 01/28/23
FG Made	1	vs Ark.-Pine Bluff 11/20/22, vs Lindenwood 11/06/23, vs Florida A&M 11/09/23
FG Attempts	2	vs Lindenwood 11/06/23
3FG Attempts	1	vs Omaha 11/10/22, vs Texas A&M 03/22/24
FT Made	2	at Michigan 02/08/23, vs South Carolina St. 12/29/23
FT Attempts	2	4 times

GRIFFITHS, Gavin

				Field Goals		3-Point		F-Throws		Rebounds										Scoring	
SEASON	TEAM	GP-GS	MIN/AVG	FG-FGA	FG%	3FG-3FGA	3FG%	FT-FTA	FT%	OFF	DEF	TOT	AVG	PF-FO	A	TO	BLK	STL	PTS	AVG	
2023-24	RU	32-3	575/18.0	68-210	.324	31-110	.282	18-30	.600	22	49	71	2.2	38-0	20	30	13	10	185	5.8	
TOTAL FOR Nebr		0-0	0/0.0	0-0	.000	0-0	.000	0-0	.000	0	0	0	0.0	0-0	0	0	0	0	0	0.0	
TOTAL		32-3	575/18.0	68-210	.324	31-110	.282	18-30	.600	22	49	71	2.2	38-0	20	30	13	10	185	5.8	

Single Game Highs

Statistic	Value	
Points	25	vs Boston U. 11/10/23
Rebounds	6	at Purdue 02/22/24
Assists	3	vs Howard 11/18/23, at Purdue 02/22/24
Steals	3	vs LIU 12/16/23
Blocks	2	vs Maryland 02/25/24, at Nebraska 03/03/24
FG Made	9	vs Boston U. 11/10/23
FG Attempts	15	vs Boston U. 11/10/23
3FG Made	4	at Wisconsin 03/07/24
3FG Attempts	9	at Wisconsin 03/07/24
FT Made	4	vs Boston U. 11/10/23
FT Attempts	5	vs LIU 12/16/23



Nebraska Men's Basketball
Individual Career Summaries
All games

Page 4/8
as of Oct 17, 2024

HOIBERG, Sam

				Field Goals		3-Point		F-Throws		Rebounds									Scoring	
SEASON	TEAM	GP-GS	MIN/AVG	FG-FGA	FG%	3FG-3FGA	3FG%	FT-FTA	FT%	OFF	DEF	TOT	AVG	PF-FO	A	TO	BLK	STL	PTS	AVG
2022-23	Nebr	21-1	267/12.7	27-49	.551	9-22	.409	23-28	.821	8	30	38	1.8	19-0	7	8	1	13	86	4.1
2023-24	Nebr	34-0	669/19.7	37-98	.378	15-49	.306	26-38	.684	19	79	98	2.9	67-0	59	24	3	31	115	3.4
TOTAL		55-1	937/17.0	64-147	.435	24-71	.338	49-66	.742	27	109	136	2.5	86-0	66	32	4	44	201	3.7

Single Game Highs

Statistic	Value	
Points	15	at Maryland 01/28/23, vs Lindenwood 11/06/23
Rebounds	7	vs South Carolina St. 12/29/23
Assists	4	vs Indiana 01/03/24, at Iowa 01/12/24, at Ohio St. 02/29/24
Steals	4	vs Florida A&M 11/09/23
Blocks	1	4 times
FG Made	6	at Maryland 01/28/23
FG Attempts	8	at Maryland 01/28/23
3FG Made	3	at Maryland 01/28/23
3FG Attempts	4	vs Lindenwood 11/06/23
FT Made	5	vs Minnesota 02/25/23, vs Michigan St. 02/28/23
FT Attempts	6	vs Michigan St. 02/28/23, at Northwestern 02/07/24

JACOBSEN, Cale

				Field Goals		3-Point		F-Throws		Rebounds									Scoring	
SEASON	TEAM	GP-GS	MIN/AVG	FG-FGA	FG%	3FG-3FGA	3FG%	FT-FTA	FT%	OFF	DEF	TOT	AVG	PF-FO	A	TO	BLK	STL	PTS	AVG
2023-24	Nebr	20-0	55/2.8	5-10	.500	1-3	.333	3-6	.500	0	3	3	0.2	5-0	5	2	0	1	14	0.7
TOTAL		20-0	55/2.8	5-10	.500	1-3	.333	3-6	.500	0	3	3	0.2	5-0	5	2	0	1	14	0.7

Single Game Highs

Statistic	Value	
Points	4	vs South Carolina St. 12/29/23
Rebounds	2	vs South Carolina St. 12/29/23
Assists	1	5 times
Steals	1	vs Lindenwood 11/06/23
FG Made	1	5 times
FG Attempts	3	vs South Carolina St. 12/29/23, vs Indiana 03/15/24
3FG Made	1	vs Indiana 03/15/24
3FG Attempts	2	vs South Carolina St. 12/29/23
FT Made	2	vs South Carolina St. 12/29/23
FT Attempts	2	vs Oregon St. 11/18/23, vs Florida A&M 11/09/23, vs South Carolina St. 12/29/23



Nebraska Men's Basketball
Individual Career Summaries
All games

Page 5/8
as of Oct 17, 2024

MAST, Rienk

				Field Goals		3-Point		F-Throws		Rebounds									Scoring	
SEASON	TEAM	GP-GS	MIN/AVG	FG-FGA	FG%	3FG-3FGA	3FG%	FT-FTA	FT%	OFF	DEF	TOT	AVG	PF-FO	A	TO	BLK	STL	PTS	AVG
2020-21	BRAD	28-19	657/23.4	93-192	.484	33-92	.359	21-29	.724	46	118	164	5.9	43-0	37	33	13	8	240	8.6
2021-22	BRAD	31-31	852/27.5	138-290	.476	27-95	.284	57-82	.695	81	180	261	8.4	54-0	44	49	29	17	360	11.6
2022-23	BRAD	29-29	834/28.8	162-313	.518	24-68	.353	53-72	.736	64	168	232	8.0	62-0	70	52	15	18	401	13.8
2023-24	Nebr	32-32	951/29.7	148-342	.433	42-122	.344	57-68	.838	61	180	241	7.5	63-1	95	58	16	13	395	12.3
TOTAL FOR Nebr		32-32	951/29.7	148-342	.433	42-122	.344	57-68	.838	61	180	241	7.5	63-1	95	58	16	13	395	12.3
TOTAL		120-111	3294/27.5	541-1137	.476	126-377	.334	188-251	.749	252	646	898	7.5	222-1	246	192	73	56	1396	11.6

Single Game Highs

Statistic	Value	
Points	34	vs Ohio St. 01/23/24
Rebounds	17	vs UIC 12/31/22
Assists	8	vs Michigan 02/10/24
Steals	3	at Southern Ill. 02/15/22, vs Akron 12/22/22, at Indiana St. 01/02/22
Blocks	3	at Loyola Chicago 01/08/22, vs SIUE 12/04/21
FG Made	13	vs Ohio St. 01/23/24
FG Attempts	21	at Illinois 02/04/24
3FG Made	6	vs Ohio St. 01/23/24
3FG Attempts	9	at Illinois 02/04/24
FT Made	7	at Arkansas 12/17/22, vs Howard 11/13/21
FT Attempts	9	at Arkansas 12/17/22, vs Howard 11/13/21

MEAH, Braxton

				Field Goals		3-Point		F-Throws		Rebounds									Scoring	
SEASON	TEAM	GP-GS	MIN/AVG	FG-FGA	FG%	3FG-3FGA	3FG%	FT-FTA	FT%	OFF	DEF	TOT	AVG	PF-FO	A	TO	BLK	STL	PTS	AVG
2020-21	Fresno	23-0	219/9.5	26-40	.650	0-0	.000	12-29	.414	26	26	52	2.3	34-1	2	8	11	4	64	2.8
2021-22	Fresno	32-0	258/8.1	29-37	.784	0-0	.000	13-29	.448	17	53	70	2.2	40-0	2	23	13	2	71	2.2
2022-23	UW	31-31	846/27.3	108-153	.706	0-0	.000	58-84	.690	72	150	222	7.2	89-4	18	47	50	15	274	8.8
2023-24	UW	32-16	541/16.9	67-87	.770	0-0	.000	34-69	.493	44	127	171	5.3	77-5	10	34	27	7	168	5.3
TOTAL FOR Nebr		0-0	0/0.0	0-0	.000	0-0	.000	0-0	.000	0	0	0	0.0	0-0	0	0	0	0	0	0.0
TOTAL		118-47	1864/15.8	230-317	.726	0-0	.000	117-211	.555	159	356	515	4.4	240-10	32	112	101	28	577	4.9

Single Game Highs

Statistic	Value	
Points	21	vs Stanford 01/12/23
Rebounds	14	vs Arizona St. 01/11/24, at Arizona St. 02/22/24
Assists	3	vs Southern California 12/30/22, at Arizona 01/05/23, vs California 01/14/23
Steals	2	5 times
Blocks	6	vs Cal Poly 12/13/22
FG Made	9	vs UCLA 01/01/23
FG Attempts	10	vs UCLA 01/01/23, vs Stanford 01/12/23
FT Made	6	vs UC San Diego 11/28/23
FT Attempts	7	vs Cal Poly 12/13/22, at Arizona St. 02/22/24, vs Colorado 01/24/24



Nebraska Men's Basketball
Individual Career Summaries
All games

Page 6/8
as of Oct 17, 2024

MORGAN, Andrew

				Field Goals		3-Point		F-Throws		Rebounds									Scoring	
SEASON	TEAM	GP-GS	MIN/AVG	FG-FGA	FG%	3FG-3FGA	3FG%	FT-FTA	FT%	OFF	DEF	TOT	AVG	PF-FO	A	TO	BLK	STL	PTS	AVG
2021-22	NDSU	21-0	243/11.6	46-73	.630	3-7	.429	17-28	.607	18	52	70	3.3	30-0	7	19	8	4	112	5.3
2022-23	NDSU	32-30	693/21.7	136-231	.589	2-6	.333	62-113	.549	54	117	171	5.3	63-0	38	70	10	12	336	10.5
2023-24	NDSU	32-29	741/23.2	148-266	.556	12-33	.364	104-148	.703	62	99	161	5.0	76-0	32	65	8	10	412	12.9
TOTAL FOR Nebr		0-0	0/0.0	0-0	.000	0-0	.000	0-0	.000	0	0	0	0.0	0-0	0	0	0	0	0	0.0
TOTAL		85-59	1677/19.7	330-570	.579	17-46	.370	183-289	.633	134	268	402	4.7	169-0	77	154	26	26	860	10.1

Single Game Highs

Statistic	Value	
Points	31	vs Kansas City 02/08/24
Rebounds	14	vs Crown (MN) 11/20/22
Assists	4	at Denver 01/12/23, vs Oral Roberts 01/20/24
Steals	2	4 times
Blocks	3	at North Dakota 12/30/22
FG Made	11	vs Kansas City 01/21/23, vs North Dakota 02/24/24
FG Attempts	16	vs Kansas City 01/21/23
3FG Made	2	vs North Dakota 02/24/24, vs Northland 12/02/21
3FG Attempts	3	at Creighton 11/11/23, vs North Dakota 02/24/24
FT Made	14	vs Kansas City 02/08/24
FT Attempts	16	vs Kansas City 02/08/24

ULIS, Ahron

				Field Goals		3-Point		F-Throws		Rebounds									Scoring	
SEASON	TEAM	GP-GS	MIN/AVG	FG-FGA	FG%	3FG-3FGA	3FG%	FT-FTA	FT%	OFF	DEF	TOT	AVG	PF-FO	A	TO	BLK	STL	PTS	AVG
2020-21	Iowa	17-0	120/7.0	5-15	.333	0-3	.000	18-20	.900	6	9	15	0.9	8-0	20	6	1	1	28	1.6
2021-22	Iowa	35-0	486/13.9	34-100	.340	4-12	.333	38-48	.792	19	50	69	2.0	41-0	73	32	0	19	110	3.1
2022-23	Iowa	32-27	722/22.6	72-182	.396	22-69	.319	29-41	.707	6	44	50	1.6	42-0	67	35	4	17	195	6.1
TOTAL FOR Nebr		0-0	0/0.0	0-0	.000	0-0	.000	0-0	.000	0	0	0	0.0	0-0	0	0	0	0	0	0.0
TOTAL		84-27	1328/15.8	111-297	.374	26-84	.310	85-109	.780	31	103	134	1.6	91-0	160	73	5	37	333	4.0

Single Game Highs

Statistic	Value	
Points	17	at Michigan St. 01/26/23
Rebounds	7	vs Iowa St. 12/08/22
Assists	8	vs Western Mich. 11/22/21
Steals	3	vs Illinois 12/06/21
Blocks	1	5 times
FG Made	8	at Michigan St. 01/26/23
FG Attempts	10	vs Eastern Ill. 12/21/22, at Michigan St. 01/26/23
3FG Made	2	4 times
3FG Attempts	7	vs Eastern Ill. 12/21/22
FT Made	7	vs N.C. Central 11/16/21, at Penn St. 01/31/22
FT Attempts	8	vs N.C. Central 11/16/21, at Penn St. 01/31/22



Nebraska Men's Basketball
Individual Career Summaries
All games

Page 7/8
as of Oct 17, 2024

WILLIAMS, Brice

				Field Goals		3-Point		F-Throws		Rebounds									Scoring	
SEASON	TEAM	GP-GS	MIN/AVG	FG-FGA	FG%	3FG-3FGA	3FG%	FT-FTA	FT%	OFF	DEF	TOT	AVG	PF-FO	A	TO	BLK	STL	PTS	AVG
2019-20	CLT	27-0	244/9.0	23-62	.371	9-30	.300	8-12	.667	5	35	40	1.5	18-0	4	11	7	6	63	2.3
2020-21	CLT	25-14	738/29.5	86-182	.473	31-72	.431	40-57	.702	20	79	99	4.0	54-0	25	27	11	19	243	9.7
2022-23	CLT	36-13	976/27.1	170-355	.479	58-146	.397	97-115	.843	28	162	190	5.3	48-1	43	46	13	20	495	13.8
2023-24	Nebr	34-34	1011/29.7	143-322	.444	50-129	.388	119-141	.844	30	156	186	5.5	87-3	84	61	21	37	455	13.4
TOTAL FOR Nebr		34-34	1011/29.7	143-322	.444	50-129	.388	119-141	.844	30	156	186	5.5	87-3	84	61	21	37	455	13.4
TOTAL		122-61	2969/24.3	422-921	.458	148-377	.393	264-325	.812	83	432	515	4.2	207-4	156	145	52	82	1256	10.3

Single Game Highs

Statistic	Value	
Points	32	vs UAB 03/04/23
Rebounds	13	vs Rice 02/25/23
Assists	9	vs Purdue 01/09/24
Steals	4	vs Indiana 01/03/24
Blocks	3	4 times
FG Made	12	vs UAB 03/04/23
FG Attempts	24	vs UAB 03/04/23
3FG Made	4	5 times
3FG Attempts	10	vs FIU 02/02/23, vs UAB 03/04/23
FT Made	11	vs Middle Tenn. 12/29/22
FT Attempts	14	vs Louisiana Tech 12/31/22



Nebraska Men's Basketball
Individual Career Summaries
All games

Page 8/8
as of Oct 17, 2024

WORSTER, Rollie

SEASON	TEAM	GP-GS	MIN/AVG	Field Goals		3-Point		F-Throws		Rebounds									Scoring	
				FG-FGA	FG%	3FG-3FGA	3FG%	FT-FTA	FT%	OFF	DEF	TOT	AVG	PF-FO	A	TO	BLK	STL	PTS	AVG
2020-21	USU	26-25	718/27.6	86-212	.406	23-81	.284	41-51	.804	21	78	99	3.8	58-1	92	64	6	24	236	9.1
2021-22	Utah	31-30	889/28.7	88-218	.404	21-64	.328	37-46	.804	11	129	140	4.5	74-4	96	50	9	27	234	7.5
2022-23	Utah	30-30	962/32.1	97-232	.418	22-79	.278	43-53	.811	12	144	156	5.2	72-3	149	57	6	25	259	8.6
2023-24	Utah	16-16	503/31.4	54-132	.409	8-29	.276	43-61	.705	21	57	78	4.9	36-0	88	30	3	22	159	9.9
TOTAL FOR Nebr		0-0	0/0.0	0-0	.000	0-0	.000	0-0	.000	0	0	0	0.0	0-0	0	0	0	0	0	0.0
TOTAL		103-101	3071/29.8	325-794	.409	74-253	.292	164-211	.777	65	408	473	4.6	240-8	425	201	24	98	888	8.6

Single Game Highs

Statistic	Value	
Points	19	at UNLV 01/27/21, at Washington St. 12/04/22
Rebounds	11	vs Arizona 12/01/22
Assists	10	4 times
Steals	6	vs Eastern Wash. 11/06/23
Blocks	2	vs Oregon St. 02/03/22
FG Made	7	at UNLV 01/27/21
FG Attempts	16	at Saint Mary's (CA) 11/27/23
3FG Made	3	at Air Force 01/02/21
3FG Attempts	6	vs San Jose St. 12/21/20, vs San Jose St. 12/23/20, vs Tulsa 11/21/21
FT Made	7	vs BYU 12/05/20, vs Houston 11/17/23
FT Attempts	9	vs Houston 11/17/23



2023-24 Nebraska Men's Basketball Combined Team Statistics All games

Page 1/1
as of Nov 01, 2024

Game Records

Record	Overall	Home	Away	Neutral
ALL GAMES	23-11	18-1	3-8	2-2
CONFERENCE	12-8	10-0	2-8	0-0
NON-CONFERENCE	11-3	8-1	1-0	2-2

Score by Periods

Team	1st	2nd	OT	TOT
Nebraska	1330	1276	37	2643
Opponents	1161	1213	37	2411

Team Box Score

No.	Player				Total		3-Point		F-Throw		Rebounds											
		GP-GS	MIN	AVG	FG-FGA	FG%	3FG-3FGA	3FG%	FT-FTA	FT%	OFF	DEF	TOT	AVG	PF	DQ	A	TO	BLK	STL	PTS	AVG
30	TOMINAGA, Keisei	32-32	836:11	26.1	169-363	.466	76-202	.376	70-80	.875	8	66	74	2.3	42	0	45	38	1	29	484	15.1
3	WILLIAMS, Brice	34-34	1010:42	29.7	143-322	.444	50-129	.388	119-141	.844	30	156	186	5.5	87	3	84	61	21	37	455	13.4
51	MAST, Rienk	32-32	951:09	29.7	148-342	.433	42-122	.344	57-68	.838	61	180	241	7.5	63	1	95	58	16	13	395	12.3
4	GARY, Juwan	28-20	757:21	27.0	122-245	.498	26-85	.306	55-81	.679	62	108	170	6.1	61	2	35	20	21	31	325	11.6
0	WILCHER, C.J.	33-2	591:36	17.9	87-193	.451	50-127	.394	31-33	.939	12	37	49	1.5	39	0	28	32	6	17	255	7.7
53	ALLICK, Josiah	33-27	785:12	23.8	83-151	.550	8-22	.364	67-104	.644	65	114	179	5.4	66	1	44	34	12	19	241	7.3
10	LAWRENCE, Jamarques	34-23	798:58	23.5	81-193	.420	36-101	.356	37-48	.771	9	97	106	3.1	70	0	86	69	1	27	235	6.9
11	RICE, Eli	17-0	170:33	10.0	19-46	.413	10-27	.370	23-32	.719	4	23	27	1.6	14	0	6	4	4	3	71	4.2
1	HOIBERG, Sam	34-0	669:21	19.7	37-98	.378	15-49	.306	26-38	.684	19	79	98	2.9	67	0	59	24	3	31	115	3.4
9	COLEMAN, Jarron	12-0	143:53	12.0	9-36	.250	4-22	.182	7-11	.636	1	19	20	1.7	11	0	27	17	1	3	29	2.4
21	DIOP, Matar	19-0	72:12	3.8	6-12	.500	1-2	.500	3-9	.333	4	13	17	0.9	11	0	5	6	3	3	16	0.8
31	JACOBSEN, Cale	20-0	55:19	2.8	5-10	.500	1-3	.333	3-6	.500	0	3	3	0.2	5	0	5	2	0	1	14	0.7
24	GRACE, Jeff	16-0	22:42	1.4	2-4	.500	0-1	.000	2-5	.400	2	1	3	0.2	2	0	2	1	0	0	6	0.4
35	BURT, Henry	7-0	09:50	1.4	1-2	.500	0-1	.000	0-2	.000	0	3	3	0.4	1	0	0	0	0	0	2	0.3
Team											49	55	104					11				
Total		34	6875		912-2017	.452	319-893	.357	500-658	.760	326	954	1280	37.6	539	7	521	377	89	214	2643	77.7
Opponents		34	6875		854-2136	.400	288-885	.325	415-592	.701	414	854	1268	37.3	551	10	448	387	125	209	2411	70.9

Team Statistics

	NEBR	OPP
Scoring	2643	2411
Points per game	77.7	70.9
Scoring margin	+6.8	-
Field goals-att	912-2017	854-2136
Field goal pct	.452	.400
3 point fg-att	319-893	288-885
3-point FG pct	.357	.325
3-pt FG made per game	9.4	8.5
Free throws-att	500-658	415-592
Free throw pct	.760	.701
F-Throws made per game	14.7	12.2
Rebounds	1280	1268
Rebounds per game	37.6	37.3
Rebounding margin	+0.4	-
Assists	521	448
Assists per game	15.3	13.2
Turnovers	377	387
Turnovers per game	11.1	11.4
Turnover margin	+0.3	-
Assist/turnover ratio	1.4	1.2
Steals	214	209
Steals per game	6.3	6.1
Blocks	89	125
Blocks per game	2.6	3.7
Winning streak	0	-
Home win streak	12	-
Attendance	277338	127854
Home games-Avg/Game	19-14597	11-11623
Neutral site-Avg/Game	-	4-10875

Team Results

Date	Opponent		Score	Att.
11/06/2023	Lindenwood	W	84-52	13478
11/09/2023	Florida A&M	W	81-54	13766
11/13/2023	Rider	W	64-50	13478
11/15/2023	Stony Brook	W	84-63	13614
11/18/2023	vs Oregon St.	W	84-63	2938
11/22/2023	Duquesne	W	89-79	14426
11/26/2023	Cal St. Fullerton	W	85-72	14171
12/03/2023	Creighton	L	60-89	15838
12/06/2023	at Minnesota	L	65-76	6899
12/10/2023	Michigan St.	W	77-70	14585
12/17/2023	at Kansas St.	W	62-46	10206
12/20/2023	North Dakota	W	83-75	13387
12/29/2023	South Carolina St.	W	91-62	14987
01/03/2024	Indiana	W	86-70	13446
01/06/2024	at Wisconsin	L	72-88	15055
01/09/2024	Purdue	W	88-72	14106
01/12/2024	at Iowa	L	76-94	9670
01/17/2024	at Rutgers	Lot	82-87	8000
01/20/2024	Northwestern	W	75-69	14977
01/23/2024	Ohio St.	W	83-69	14408
01/27/2024	at Maryland	L	51-73	15481
02/01/2024	Wisconsin	Wot	80-72	15318
02/04/2024	at Illinois	Lot	84-87	15544
02/07/2024	at Northwestern	L	68-80	5681
02/10/2024	Michigan	W	79-59	15828
02/17/2024	Penn St.	W	68-49	15751
02/21/2024	at Indiana	W	85-70	17222
02/25/2024	Minnesota	W	73-55	15920
02/29/2024	at Ohio St.	L	69-78	13090
03/03/2024	Rutgers	W	67-56	15854
03/10/2024	at Michigan	W	85-70	11006
03/15/2024	vs Indiana	W	93-66	12625
03/16/2024	vs Illinois	L	87-98	14138
03/22/2024	vs Texas A&M	L	83-98	13797