



NEBRASKA BASKETBALL

2024-25 GAME NOTES

X HUSKERMBB

Instagram HUSKERMBB

f HUSKERMBB

GAME #5

OPPONENT: AT NO. 14/13 CREIGHTON
DATE: FRIDAY, NOV. 22
TIPOFF: 7 P.M.
LOCATION: OMAHA, NEB.
ARENA: CHI HEALTH CENTER

GAME AT A GLANCE



Nebraska Cornhuskers

2024-25 Record: 3-1
Head Coach: Fred Hoiberg
Record at Nebraska: 66-95 (6th year)
Career Record: 181-151 (11th year)



Huskers Radio Network

Play-by-Play: Kent Pavelka
Analyst: Jake Muhleisen



Creighton Bluejays

2024-25 Record: 4-0
Head Coach: Greg McDermott
Record at School: 329-160 (15th year)
Career Record: 609-355 (31st year)



FS1

Play-by-Play: Kevin Kugler
Analyst: Nick Bahe
Also available on Fox Sports app

ON THE AIR

Radio: Friday's game will be carried on the Huskers Radio Network with Kent Pavelka and Jake Muhleisen on the call, including KLIN (1400 AM) in Lincoln, KXSP (590 AM) in Omaha and KRVN (880 AM) in Lexington. The pregame show begins an hour before tipoff and will also be available on Huskers.com and the Huskers app.

TV/Online: Friday's game will be on FS1 with Kevin Kugler and Nick Bahe on the call. It will also be available online on the Fox Sports app.

HUSKERS TRAVEL TO NO. 14 CREIGHTON FRIDAY NIGHT

The Nebraska men's basketball team travels to Omaha for the annual intrastate showdown with No. 14/13 Creighton this Friday, Nov. 22. Tipoff from the CHI Health Center is set for 7 p.m. and the game will be shown on FS1 and carried on the Huskers Radio Network as well as on Huskers.com and the Huskers app.

Nebraska (3-1) comes off a 77-74 loss to Saint Mary's Sunday afternoon in Sioux Falls, S.D. Brice Williams had a game-high 28 points on 8-of-12 shooting and had a chance to send the game into overtime in the final seconds but was just off the mark. Berke Büyüktuncel added a career-high 15 points while Rollie Worster and Andrew Morgan added 10 apiece in the loss. NU outshot Saint Mary's from the floor and enjoyed a 34-31 advantage on the glass, but 15 Husker turnovers led to 21 Gael points.

Williams has emerged as one of the Big Ten's best scorers, averaging 18.8 points per game, well above his previous career best of 13.8 ppg at Charlotte in 2022-23. The 6-foot-7 senior from Huntersville, N.C., already has a pair of 25-point games in the early going and has reached double figures in his last eight games dating back to last season, averaging 19.4 ppg in that stretch.

Nebraska has relied on its depth early on, using a 10-man rotation that features seven players in their first season of action for the Huskers. NU has three players averaging double figures and three others chipping in at least 7.5 points per game. One of those newcomers is sophomore Berke Büyüktuncel, as the 6-foot-10 forward averaged 13.5 points on 69 percent shooting along with 6.0 rebounds, 2.0 blocks, 2.0 assists and 1.5 steals per game in NU's two games last week. Büyüktuncel, who had 13 of his 15 in the second half against Saint Mary's, had just two double-figure games as a freshman at UCLA.

Creighton (4-0) comes off an 85-79 win over Kansas City on Saturday. Jackson McAndrew's 15 points led four Bluejays in double figures, while Ryan Kalkbrenner (14 points, 12 rebounds) and Jamiya Neal (11 points, 11 rebounds) both posted double doubles, as Creighton enjoyed a 52-34 advantage on the glass and held the Roos to 29 percent shooting.

27

Nebraska had won 27 straight games when out-rebounding its opponent dating back to the 2022-23 season before the streak was snapped by Saint Mary's on Sunday.

2024-25 SCHEDULE

Date	AP Rk.	Opponent	TV/Online	Time
Oct. 27		Grand Valley State (Exh.)	B1G+	W, 73-53
Nov. 4		UT Rio Grande Valley	B1G+	W, 87-67
Nov. 9		Bethune Cookman	B1G+	W, 63-58
Nov. 13		FDU	B1G+	W, 86-60
Nov. 17		vs. Saint Mary's (Sioux Falls, S.D.)	BTN	L, 74-77
Nov. 22		at No. 14 Creighton	FS1	7 p.m.
Nov. 27		South Dakota	BTN	5:30 p.m.
Dec. 1		North Florida	BTN	3 p.m.
Dec. 7		at Michigan State *	BTN	11 a.m.
Dec. 13		Indiana *	FOX	7 p.m.
Hawaiian Airlines Diamond Head Classic				
Dec. 22		vs. Murray State	ESPN2	8 p.m.
Dec. 23		vs. Hawai'i/Charlotte	ESPN2	10:30 p.m./12:30 a.m.
Dec. 25		vs. TBA	TBD	TBD
Dec. 30		Southern	BTN	8 p.m.
Jan. 4		UCLA *	FOX	1 p.m.
Jan. 7		at Iowa *	Peacock	7 p.m.
Jan. 12		at Purdue *	BTN	11 a.m.
Jan. 16		Rutgers *	FS1	8 p.m.
Jan. 19		at Maryland *	BTN	11 a.m.
Jan. 22		USC *	BTN	8 p.m.
Jan. 26		at Wisconsin *	BTN	Noon
Jan. 30		Illinois *	FS1	7:30 p.m.
Feb. 2		at Oregon *	BTN	6:30 p.m.
Feb. 5		at Washington *	BTN	9:30 p.m.
Feb. 9		Ohio State *	BTN	1 p.m.
Feb. 13		Maryland *	BTN	7:30 p.m.
Feb. 16		at Northwestern *	BTN	2 p.m.
Feb. 19		at Penn State *	BTN	5:30 p.m.
Feb. 24		Michigan *	FS1	7 p.m.
March 1		Minnesota *	BTN	1 p.m.
March 4		at Ohio State *	Peacock	8 p.m.
March 9		Iowa *	FOX	11:30 a.m.
March 12-16		at Big Ten Tournament (Indianapolis)	TBD	TBD

*-Big Ten Conference Game; **Home games** are in red and bold

2024-25 ROSTER AT A GLANCE

No	Name	Pos.	Ht.	Wt.	Yr.	Hometown	GP/GS	MPG	PPG	RPG	APG	BPG	SPG
0	Connor Essegian	G	6-4	190	Jr.	Fort Wayne, Ind.	4/1	19.0	9.3	2.8	0.5	0.0	0.3
1	Sam Hoiberg	G	6-0	185	Jr.	Lincoln, Neb.	4/0	17.5	0.5	2.3	1.0	0.0	1.8
2	Ahron Ulis	G	6-3	190	Sr.	Chicago, Ill.	4/0	15.5	3.3	3.3	2.0	0.0	0.5
3	Brice Williams	G	6-7	214	Sr.	Huntersville, N.C.	4/4	26.5	18.8	4.3	1.0	0.5	0.5
4	Juwan Gary	F	6-6	226	Sr.	Columbia, S.C.	4/4	28.0	10.5	4.8	2.0	0.5	2.5
5	Braden Frager	F	6-7	220	Fr.	Lincoln, Neb.	-	-	-	-	-	-	-
8	Jeffrey Grace III	G	6-3	200	Jr.	Elmhurst, Ill.	1/0	3.0	2.0	1.0	0.0	0.0	0.0
9	Berke Büyüktuncel	F	6-10	244	So.	Bursa, Türkiye	4/4	25.5	9.8	6.3	1.5	1.5	1.3
12	Gavin Griffiths	G	6-7	193	So.	Simsbury, Conn.	4/0	14.3	3.8	2.5	1.3	0.8	0.3
20	Justin Bolis	F	6-8	225	So.	Lincoln, Neb.	-	-	-	-	-	-	-
23	Andrew Morgan	F	6-10	242	Sr.	Waseca, Minn.	4/0	13.8	7.5	3.8	0.3	0.5	0.0
24	Rollie Worster	G	6-5	210	Sr.	Missoula, Mont.	4/4	24.3	10.3	4.3	1.8	0.3	1.8
25	Nick Janowski	G	6-4	208	Fr.	Pewaukee, Wis.	-	-	-	-	-	-	-
31	Cale Jacobsen	G	6-4	195	So.	Ashland, Neb.	1/0	2.0	7.0	4.0	2.0	1.0	0.0
34	Braxton Meah	C	7-1	265	Sr.	Layton, Utah	3/3	17.3	3.0	3.7	1.0	0.7	0.0
35	Henry Burt	F	6-7	222	So.	Omaha, Neb.	1/0	2.0	2.0	0.0	0.0	0.0	0.0
51	Rienk Mast	F	6-10	260	Sr.	Groningen, Netherlands	-	-	-	-	-	-	-

2024-25 NEBRASKA BASKETBALL ROSTER

No.	VL	Name	Pos.	Ht.	Wt.	Yr.	Hometown	Previous School	X	Instagram
0		Connor Essegian	G	6-4	190	Jr.	Fort Wayne, Ind.	Wisconsin	@CESsegian	connoressegian
1	**	Sam Hoiberg	G	6-0	185	Jr.	Lincoln, Neb.	Pius X	@samhoiberg	samhoiberg
2	*	Ahron Ullis	G	6-3	190	Sr.	Chicago, Ill.	Iowa	@AhronUllis	ahron1_
3	*	Brice Williams	G	6-7	214	Sr.	Huntersville, N.C.	Charlotte	@bgotit_	blaviss
4	**	Juwan Gary	F	6-6	226	Sr.	Columbia, S.C.	Alabama	@takflight24	wanwitdabutter
5		Braden Frager	F	6-7	220	Fr.	Lincoln, Neb.	Southwest HS	@Braden_Frager	braden_frager
8	**	Jeffrey Grace III	G	6-3	200	Jr.	Elmhurst, Ill.	Arizona State	@JeffreyGraceIII	kg3is23
9		Berke Büyüktuncel	F	6-10	244	So.	Bursa, Türkiye	UCLA		berkebuyuktuncel
12		Gavin Griffiths	G	6-7	193	So.	Simsbury, Conn.	Rutgers	@gavingriff_	gavingriff_
20		Justin Bolis	F	6-8	225	So.	Lincoln, Neb.	Southeast CC	@JustinBolis	justinbolis
23		Andrew Morgan	F	6-10	242	Sr.	Waseca, Minn.	North Dakota State		akmorgan10_
24		Rollie Worster	G	6-5	210	Sr.	Missoula, Mont.	Utah		rj_w2
25		Nick Janowski	G	6-4	208	Fr.	Pewaukee, Wis.	Pewaukee HS	@nick_janowski12	nick.janowski
31	*	Cale Jacobsen	G	6-4	195	So.	Ashland, Neb.	Ashland-Greenwood HS	@calejacobsen_	calejacobsen_
34		Braxton Meah	C	7-1	265	Sr.	Layton, Utah	Washington	@Braxton_Meah	Braxtonmeah
35	*	Henry Burt	F	6-7	222	So.	Omaha, Neb.	Elkhorn South HS	@HenryBurt15	henryburt0
51	*	Rienk Mast	F	6-10	260	Sr.	Groningen, Netherlands	Bradley		rienk_mast

2024-25 NEBRASKA BASKETBALL COACHING STAFF

Head Coach

Fred Hoiberg, sixth season (Iowa State, 1995)

Assistant Coaches

Adam Howard, third season (Western Kentucky, 2008)
Nate Loenser, fourth season (Iowa State, 2002)
Ernie Zeigler, third season (Cleary, 1994)

Support Staff

Director of Men's Basketball Strength & Conditioning: Kurt Joseph
Dir. of Basketball Strategies & Business Operations: Luca Virgilio
Assistant Director of Basketball Operations: Sheryl Burbach
Director of Player Development: Emmanuel Tommy
Video Coordinator: Michael Bania
Recruiting Coordinator: Pady Borders
Graduate Managers: Josiah Allick, Nihilo Ibarra, Justin Moore, Triston Simpson

Athletic Trainer: Andrew McCabe
Team Nutritionist: Jake Blattner
Sports Psychologist: Heather Kiefer
NAPL Director: Matt Thome
Equipment Manager: Pat Norris

PRONUNCIATION GUIDE

Name	Pronunciation
Josiah Allick	AL-ick
Berke Büyüktuncel	BEAR-keh buh-YOOK-toon-jell
Connor Essegian	eh-SEE-jin
Juwan Gary	Juh-WAHN
Nate Loenser	Len-zer
Rienk Mast	RINK
Braxton Meah	MEE-uh
Ahron Ullis	YOU-liss
Rollie Worster	raw-lee Wooster
Ernie Zeigler	Zig-ler

HUSKERS RADIO NETWORK



KENT PAVELKA

- Is in his 38th season of calling Husker men's basketball
- Called NU basketball for two stretches from 1974-1996 before returning to play-by-play duties full time in 2006-07
- Called his 1,000th Husker basketball game in 2018-19
- Six-time Nebraska Sportscaster of the Year who was inducted into the Nebraska Broadcasters Hall of Fame in 2019




JAKE MUHLEISEN

- Is in his seventh season as full-time color analyst after serving in a part-time basis for five seasons
- Was a four-year starter at guard for Nebraska from 2002-05
- Three-year team captain and started 98 games in his career
- Served as a graduate assistant at Creighton from 2005-07

City	Station	Frequency
Alliance	KCOW	1400 AM
Aurora	KRGY	97.3 FM
Beatrice	KWBE	1450 AM
Broken Bow	KBBN	95.3 FM
Chadron	KCSR	610 AM
Columbus	KJSK	900 AM
Columbus	KKOT	93.5 FM
Fairbury	KGMT	1310 AM
Falls City	KTNC	1230 AM
Falls City	KTNC	107.1 FM
Fremont	KHUB	1340 AM
Fremont	KFMT	105.5 FM
Gibbon	KMTY	97.7 FM
Gibbon	KSDZ	95.5 FM
Grand Island	KRGI	1430 AM
Hastings	KHAS	1230 AM
Hastings	KLIQ	94.5 FM
Hastings/Kearney	KICS	1450
Hastings/Kearney	KXPN	1460 AM
Hay Springs	KBPY	107.7 FM
Holdrege	KUVR	1380 AM/96.9 FM
Imperial	KADL	102.9 FM
Kearney	KGFW	1340 AM
Kearney	KGFW	96.1 FM
Lexington	KRVN	880 AM
Lexington	KAMI	1580 AM
Lincoln	KLIN	1400 AM
Lincoln	KLIN	99.3 FM
McCook	KSWN	93.9 FM
McCook	KZMC	102.1 FM
McCook	KIOD	105.3 FM
Nebraska City	KNCY	1600 AM
Norfolk	KNEN	94.7 FM
North Platte	KODY	1240 AM
Omaha	KXSP	590 AM
O'Neill	KBRX	102.9 FM
Scottsbluff	KNEB	960 AM
Scottsbluff	KNEB	94.1 FM
Sidney	KSID	98.7 FM
Superior	KRFS	1600 AM
Superior	KRFS	103.9 FM
Terrytown	KOLT	690 AM
Valentine	KVSH	940 AM
Valentine	KDJL	99.5 FM

Also available nationwide on Huskers.com and the Huskers App.

PROBABLE STARTERS (BASED ON LAST GAME)



#24 ROLLIE WORSTER | G | SR. | 6-5 | 210 | MISSOULA, MONT.

2024-25 Averages: PPG: 10.3 | RPG: 4.3 | APG: 1.8 | SPG: 1.8

Worth Noting: Will make his 106th career start on Friday...Has been in double figures twice this season, including 10 points and three boards vs. Saint Mary's...Nearly had a double-double vs. UTRGV with 18 points, nine rebounds and four steals...Played in 16 games at Utah before a season-ending injury in 2023-24, averaging 9.9 points, 5.5 assists and 4.9 rebounds per game...Was third in Pac-12 in assists and leading conf. in asst.-to-turnover ratio (2.93-to-1)...Utah was 12-4 at the time of his injury...Started all 30 games he played in 2022-23, averaging 8.6 points, 5.2 rebounds and 5.0 assists per game...Nearly had triple-double vs. No. 4 Arizona with 12 points, 11 rebounds and nine assists...Started 25 games as a freshman at Utah State, helping the Aggies make the 2021 NCAA Tournament.

Career Bests (includes Utah/Utah St.): Pts: 19 | Reb: 11 | Ast: 10 (4x) | Stl: 6



#3 BRICE WILLIAMS | G | SR. | 6-7 | 214 | HUNTERVILLE, N.C.

2024-25 Averages: PPG: 18.8 | RPG: 4.3

Worth Noting: Returning starter who is one of the top returning scorers in the Big Ten...Finished with a game-high 28 points (8-of-12 FG, 11-of-11 FT) in the loss vs. Saint Mary's...has scored 20+ in five of last seven contests...Led NU with 27 points and five boards vs. UTRGV...Averaged 13.4 ppg, 5.5 rpg and 2.5 apg, ranking in the top three on the team in all three categories in 2023-24...Had a team-high 24 points in the NCAA Tournament against Texas A&M...Dished out a career high nine assists along with 11 rebounds and nine points vs. No. 1 Purdue...Second-team Conference USA pick in 2022-23, averaging 13.8 ppg and 5.3 rpg...MVP of the CBI (16.3 ppg, 7.8 rpg, 3.0 apg)...Father (Henry) scored a school-record 2,382 points at Charlotte and is a member of the school's Hall of Fame.

Career Bests (includes Charlotte): Pts: 32 | Reb: 13 | Ast: 9 | Stl: 4



#4 JUWAN GARY | F | SR. | 6-6 | 226 | COLUMBIA, S.C.

2024-25 Averages: PPG: 10.5 | RPG: 4.8 | SPG: 2.5

Worth Noting: Third-year starter at Nebraska...Battled foul trouble vs. Saint Mary's, finishing with three points, four boards and two steals...Had a season-high 19 points and a career-high five assists vs. FDU...Led NU in points (11), rebounds (nine) and steals (five) vs. Bethune-Cookman...Averaged 11.6 ppg and 6.1 rpg in 2023-24, while leading NU in both blocks and steals per game...Had 16 double-figure games in 2023-24, including a trio of 20-point efforts...Totaled five double-doubles in 2023-24, highlighted by a 13-point, 18-board effort at K-State...Career-high 22 point effort vs. Minnesota...Started 17 games before shoulder surgery in 2022-23...Played in 29 games at Alabama in 2021-22...Helped Crimson Tide to an SEC title and an NCAA Sweet 16 appearance in 2020-21...Ranked No. 64 nationally in the class of 2019 by ESPN (25 ppg, 7 rpg as a senior).

Career Bests (includes Alabama): Pts: 22 | Reb: 18 | Ast: 5 | Bl: 4 | St: 5



#9 BERKE BÜYÜKTUNCER | F | SO. | 6-10 | 240 | BURSA, TÜRKİYE

2024-25 Averages: PPG: 9.8 | RPG: 6.3 | APG: 1.5 | BPG: 1.5 | BPG: 1.3

Worth Noting: UCLA transfer matched his total of double-figure games from last year and leads NU in rebounding...Recorded career highs with 15 points, three steals and three blocked shots vs. Saint Mary's...Had 12 points, seven boards and three assists vs. FDU...Played in 26 games, including eight starts, at UCLA in 2023-24, averaging 4.9 points and 2.7 rebounds per game...Had two double-figure games in 2023-24, including a season-high 13 points against Stanford...Played for Türkiye at the 2024 U20 European Championships, averaging 12.0 points and 7.7 rebounds per game while shooting 51 percent from the field and 54 percent from 3-point range...Rated the No. 36 player in the class of 2023 by 24/7 Sports, while he was rated by ESPN.com as the No. 2 international player to enter college basketball in 2023-24..

Career Bests (includes UCLA): Pts: 15 | Reb: 7 (2x) | Ast: 3 (3x) | Stl: 3 | Bl: 3



#34 BRAXTON MEAH | C | SR. | 7-1 | 265 | LAYTON, UTAH

2024-25 Averages: PPG: 4.5 | RPG: 4.0 | APG: 1.5

Worth Noting: Two-year starter at Washington who joined program in offseason...Has a career .718 field goal percentage...Grabbed three rebounds and blocked a shot vs. Saint Mary's after missing the FDU game with an injury...Finished with nine points and four rebounds in the win over Bethune-Cookman...Played in all 32 games at UW, averaging 5.3 points and 5.3 rebounds per game...Led UW in field goal percentage (.770) and blocked shots (27)...Named to Pac-12 All-Defensive Team in 2022-23, averaging 8.8 points, 7.2 rebounds and 1.6 blocks per game...Ranked fifth in Pac-12 in blocked shots and seventh in rebounding, while leading conference with a .706 field goal percentage...Began his college career at Fresno State.

Career Bests (includes Wash/Fresno St.): Pts: 21 | Reb: 17 | Ast: 3 (3x) | Stl: 2 (55) | Bl: 6

NATIONAL POLLS

ASSOCIATED PRESS (NOV. 18)

No	Team (1st)	Record	Points	Prev.
1	Kansas (49)	4-0	1509	1
2	UConn (7)	3-0	1416	3
3	Gonzaga (2)	3-0	1397	4
4	Auburn (3)	3-0	1370	5
5	Iowa State	2-0	1184	7
6	Purdue	4-0	1172	13
7	Houston	2-1	1091	8
8	Alabama	3-1	1084	2
9	Kentucky	3-0	1009	19
10	North Carolina	2-1	969	10
11	Tennessee	4-0	942	11
12	Duke	3-1	914	6
13	Baylor	3-1	765	12
14	Creighton	4-0	722	14
15	Marquette	4-0	630	15
16	Indiana	3-0	573	16
17	Arizona	2-1	437	9
18	Cincinnati	3-0	412	17
19	Wisconsin	4-0	370	NR
20	Arkansas	2-1	313	18
21	Florida	4-0	302	20
22	St. John's	4-0	270	22
23	Texas A&M	3-1	233	23
24	Rutgers	3-0	143	24
25	Illinois	3-0	116	NR

Others receiving votes: Texas Tech 109; Ole Miss 103; Xavier 89; BYU 27; UCF 21; Texas 17; VCU 17; Michigan State 16; Mississippi State 15; Ohio State 13; Miami (FL) 10; Pittsburgh 9; Oregon 7; Memphis 6; Providence 4; Penn State 4; Kansas State 3; Utah State 3; Clemson 2; Arizona State 2; Furman 2; Maryland 1; Michigan 1; Hofstra 1;

USA TODAY COACHES (NOV. 18)

No	Team (1st)	Record	Points	Prev.
1	Kansas (21)	4-0	665	1
2	UConn (3)	3-0	632	3
3	Auburn (2)	3-0	608	4
4	Gonzaga (1)	3-0	599	5
5	Iowa State	2-0	516	7
6	Purdue	4-0	513	12
7	Houston	2-1	470	10
7	Alabama	3-1	470	2
9	Tennessee	4-0	462	9
10	Duke	3-1	421	6
11	Kentucky	3-0	381	18
12	North Carolina	2-1	377	11
13	Creighton	4-0	348	13
14	Marquette	4-0	319	15
15	Baylor	3-1	313	14
16	Cincinnati	3-0	229	17
17	Arizona	2-1	228	8
18	Indiana	3-0	208	16
19	Florida	4-0	168	19
20	Illinois	3-0	133	20
21	St. John's	4-0	119	25
22	Texas Tech	3-0	95	NR
23	Texas A&M	3-1	94	23
24	Arkansas	2-1	82	21
25	Wisconsin	4-0	75	NR

Others receiving votes: Rutgers 56; Xavier 43; Ole Miss 39; BYU 28; Saint Mary's 18; Pittsburgh 18; Texas 14; Michigan State 9; Mississippi State 5; Oregon 4; Nevada 4; Ohio State 3; Dayton 3; Wake Forest 2; VCU 2; UCF 2;

BIG TEN STANDINGS (NOV. 18)

Team	B1G	Pct.	Overall	Pct.
Iowa	0-0	.000	5-0	1.000
Wisconsin	0-0	.000	5-0	1.000
Oregon	0-0	.000	4-0	1.000
Penn State	0-0	.000	4-0	1.000
Illinois	0-0	.000	3-0	1.000
Indiana	0-0	.000	3-0	1.000
Rutgers	0-0	.000	3-0	1.000
Maryland	0-0	.000	4-1	.800
Michigan State	0-0	.000	4-1	.800
Minnesota	0-0	.000	4-1	.800
Northwestern	0-0	.000	4-1	.800
Purdue	0-0	.000	4-1	.800
Michigan	0-0	.000	3-1	.750
Nebraska	0-0	.000	3-1	.750
Ohio State	0-0	.000	3-1	.750
UCLA	0-0	.000	3-1	.750
USC	0-0	.000	3-1	.750
Washington	0-0	.000	3-1	.750

Big Ten Schedule

All times listed are central

Date	Contest	Time
Nov. 17	Saint Mary's 77, Nebraska 74	
Nov. 17	Oregon 82, Troy 61	
Nov. 17	Cal 71, at USC 66	
Nov. 17	Washington 74, UMass Lowell 69	
Nov. 18	Michigan 94, Miami (OH) 67	
Nov. 18	Wisconsin 87 UTRGV 84	
Nov. 19	Maryland 108, Canisius 37	
Nov. 19	Minnesota 58, Cleveland State 47	
Nov. 19	Ohio State 80, Evansville 30	
Nov. 19	Michigan State 83, Samford 75	
Nov. 19	at Iowa 83, Rider 58	
Nov. 19	Northwestern 72, Montana State 69	
Nov. 19	Marquette 76, Purdue 58	
Nov. 20	Purdue Fort Wayne at Penn State	6:00 PM
Nov. 20	Merrimack at Rutgers	7:00 PM
Nov. 20	Illinois vs. Alabama	8:00 PM
Nov. 20	San Jose State at USC	9:00 PM
Nov. 20	Idaho State at UCLA	10:00 PM
Nov. 21	UNC Greensboro at Indiana	5:30 PM
Nov. 21	Tarleton State at Michigan	7:30 PM
Nov. 21	Oregon at Oregon State	9:00 PM
Nov. 22	UCF vs. Wisconsin	4:00 PM
Nov. 22	Campbell at Ohio State	5:00 PM
Nov. 22	Nebraska at Creighton	7:00 PM
Nov. 22	Pepperdine at Northwestern	7:00 PM
Nov. 22	Utah State vs. Iowa	7:00 PM
Nov. 22	Alcorn at Washington	9:00 PM
Nov. 22	Cal State Fullerton at UCLA	9:00 PM
Nov. 23	Marshall at Purdue	11:00 AM
Nov. 23	UMES at Illinois	3:00 PM
Nov. 24	Rutgers at Kennesaw State	12:00 PM
Nov. 24	Villanova vs. Maryland	12:00 PM
Nov. 24	Grambling at USC	6:00 PM

BY THE NUMBERS

Nebraska Cornhuskers			Creighton Bluejays		
2024-25 Team Statistics (Record: 3-1, 0-0 Big Ten)			2024-25 Team Statistics (Record: 4-0, 0-0 Big East)		
Category	Nebraska	OPP	Category	Crei	OPP
SCORING	310	262	SCORING	352	255
Points per game	77.5	65.5	Points per game	88.0	63.8
Scoring margin	+12.0	-	Scoring margin	+24.3	-
FIELD GOALS-ATT	97-226	95-242	FIELD GOALS-ATT	125-239	97-290
Field goal pct	.429	.393	Field goal pct	.523	.334
3 POINT FG-ATT	22-86	40-113	3 POINT FG-ATT	35-111	36-127
3-point FG pct	.256	.354	3-point FG pct	.315	.283
3-pt FG made per game	5.5	10.0	3-pt FG made per game	8.8	9.0
FREE THROWS-ATT	94-118	32-52	FREE THROWS-ATT	67-82	25-31
Free throw pct	.797	.615	Free throw pct	.817	.806
F-Throws made per game	23.5	8.0	F-Throws made per game	16.8	6.3
REBOUNDS	160	133	REBOUNDS	183	134
Rebounds per game	40.0	33.2	Rebounds per game	45.8	33.5
Rebounding margin	+6.8	-	Rebounding margin	+12.3	-
ASSISTS	50	48	ASSISTS	81	42
Assists per game	12.5	12.0	Assists per game	20.3	10.5
TURNOVERS	54	68	TURNOVERS	53	40
Turnovers per game	13.5	17.0	Turnovers per game	13.3	10.0
Turnover margin	+3.5	-	Turnover margin	-3.3	-
Assist/turnover ratio	0.9	0.7	Assist/turnover ratio	1.5	1.1
STEALS	36	27	STEALS	13	39
Steals per game	9.0	6.8	Steals per game	3.3	9.8
BLOCKS	18	11	BLOCKS	17	8
Blocks per game	4.5	2.8	Blocks per game	4.3	2.0

SCOUTING CREIGHTON

Creighton comes into Friday's matchup with a 4-0 mark following Saturday's win over Kansas City. The Bluejays were picked to finish second in the Big East preseason poll and return three starters from a team that went 25-10 before falling to Tennessee in the NCAA Sweet 16.

The Bluejays are a potent offensive club, averaging 88.0 points per game while shooting 52 percent from the field as a team. The Bluejays have held their first four opponents to just 33 percent shooting and are out-rebounding teams by 12.3 per game.

Creighton is led by preseason Big East Player of the Year Ryan Kalkbrenner, who is averaging 25.8 points per game while shooting nearly 90 percent from the field. That was bolstered by a 49-point night on 20-of-22 shooting against UTRGV. A three-time Big East Defensive Player of the Year, he leads CU in rebounds (8.5 rpg) and blocked shots (2.5 bpg). Steven Ashworth is at 16.0 points and 7.0 assists per game while shooting 45 percent from 3-point range. Newcomers Jamiya Neal and Pop Isaacs both average nearly 10 points per game.

Series History: Nebraska and Creighton are meeting for the 58th time in series history on Sunday afternoon, as Creighton holds a 30-27 lead. Nebraska is 2-4 against Creighton over the last six meetings after the Bluejays won seven straight meetings from 2011 to 2017. Nebraska is looking for its second straight win in Omaha over Creighton, which would be the first time its occurred since winning three straight times in Omaha between 1991 and 1995. Friday's game will be the sixth head coaching matchup between Nebraska's Fred Hoiberg and Creighton's Greg McDermott. Besides the last five seasons, Iowa State beat Creighton, 91-88, at the Global Sports Hy-Vee Challenge in Des Moines, Iowa on Nov. 21, 2010.

Creighton Probable Starters

No.	Name	Pos.	Ht.	Wt.	Yr.	G/GS	PPG	RPG	Other
1	Steven Ashworth	G	6-0	175	Sr.	4/4	16.0	5.0	7.0 apg
2	Pop Isaacs	G	6-2	180	Jr.	3/3	9.7	5.7	3.3 apg
5	Jamiya Neal	G/F	6-5	190	Sr.	4/4	9.8	6.3	3.6 apg
23	Isaac Traudt	F	6-10	225	So.	4/3	8.3	2.5	1.0 apg
11	Ryan Kalkbrenner	C	7-1	270	Sr.	4/4	25.8	8.5	.891 FG Pct.

Series History

DATE	LOC.	RESULT	SCORE	DATE	LOC.	RESULT	SCORE
3-3-23	A	L	24-46	12-10-97	A	L	73-84
2-1-24	H	W	25-21	12-9-98	H	W	76-60
2-28-25	A	W	15-11	12-9-99	A	L	72-89
1-9-26	A	W	20-15	1-2-01	H	L	51-62
2-15-26	H	L	11-15	12-12-01	A	L	70-76
3-4-32	A	L	18-47	12-21-02	H	L	73-81
3-7-32	H	L	26-28	12-10-03	A	L	54-61
12-9-77	H	W	65-58	3-16-04	A	W	71-70
12-9-78	A	L	61-78	12-11-04	H	L	48-50
12-8-79	H	W	64-55	12-11-05	A	L	44-70
12-6-80	A	L	61-66 (OT)	11-18-06	H	W	73-61
12-5-81	H	W	86-46	11-24-07	A	L	62-74
12-4-82	A	W	65-62	11-29-08	H	W	54-52
12-3-83	H	W	65-56	12-06-09	A	L	61-67
3-15-84	A	W	56-54	12-5-10	H	W	59-54
12-8-84	A	W	78-73	12-4-11	A	L	66-76
12-7-85	H	W	71-52	12-6-12	H	L	42-64
12-6-86	A	L	66-78	12-8-13	A	L	67-82
1-3-87	H	W	70-65 (OT)	12-7-14	H	L	55-65
12-9-87	A	L	73-88	12-9-15	A	L	67-83
11-26-88	H	W	86-77	12-7-16	H	L	62-77
12-14-89	A	L	83-86	12-9-17	A	L	65-75
12-6-90	H	W	97-63	12-8-18	H	W	94-75
12-7-91	A	W	90-85	12-7-19	A	L	76-95
12-10-92	H	W	100-83	12-11-20	A	L	74-98
12-9-93	A	W	67-53	11-16-21	H	L	69-77
12-7-94	H	W	85-57	12-4-22	A	W	63-53
12-6-95	A	W	88-67	12-3-23	H	L	60-89
1-8-97	H	W	71-52				

1996

Prior to this season, the last time Nebraska had 25-or-more free throw attempts in four straight games was the first four games of the 1995-96 season (Nov. 23-Dec. 3, 1996).

LAST TIME OUT

Despite a game-high 28 points from Brice Williams, Nebraska suffered its first loss of the season, falling 77-74 to Saint Mary's in front of a sellout crowd of 3,241 at the Sanford Pentagon on Nov. 17.

Williams, whose 28 points was his highest total in his Nebraska career, hit 8-of-12 shots from the field and was a perfect 11-of-11 from the foul line, as Nebraska overcame a 14-point first-half deficit and had a chance to send the game to overtime. Nebraska had rallied back from a 10-point deficit in the final 4:12 behind Williams, who had six points in a 11-2 spurt to pull within 75-74 with 6.6 seconds left. The Gaels got the ball to Mikey Lewis, who was fouled with 5.4 seconds left. Lewis capped a 23-point afternoon by sinking both free throws to give SMC a three-point lead. On NU's possession, the Huskers got the ball to Williams, but his closely guarded 3-pointer was off the mark, allowing the Gaels to escape with the win.

Lewis led Saint Mary's with 23 points, including 5-of-7 from 3-point range, while Paulis Murauskas added 16 points for the winners. Williams led four Huskers in double figures, as Berke Büyüktuncel finished with a career-high 15 points while Rollie Worster and Andrew Morgan added 10 apiece.

WORTH NOTING

- Nebraska's Rollie Worster and Creighton's Steven Ashworth were teammates at Utah State during the 2020-21 season. The pair helped the Aggies, coached by former NU assistant Craig Smith, to a 20-9 mark and an NCAA appearance. Worster started 25 of 26 games he played in and averaged 9.1 points, 3.8 rebounds and 3.5 assists per game. In addition, Nebraska's Jeffrey Grace III and Creighton's Jamiya Neal were teammates at Arizona State during the 2021-22 season.

- Nebraska assistant coach Ernie Zeigler will be on the opposite sideline as his son Trey, who is in his first season as an assistant coach on the Creighton staff. The younger Zeigler was on the Bluejay staff as a grad assistant in 2022-23 before spending last year at High Point. Ernie coached Trey for two years at Central Michigan (2010-12) when Ernie was the head coach of the CMU program.

- Friday's game is just the fifth meeting in November between the Huskers and Bluejays and the first since the 2021-22 season. That matchup was part of Gavitt Tipoff Games, which took place during the second week of each regular season during its run.

- Both Creighton's Greg McDermott (2006-10) and Nebraska's Fred Hoiberg (2010-15) coached at Iowa State, while Hoiberg also coached McDermott's son, Doug, for two-plus seasons when he was with the Chicago Bulls (2015-17).

- Nebraska will be seeking its third win over a ranked Creighton team with victories in 2023 (No. 7) and 2006 (No. 20). Juwan Gary, who had 12 points and nine rebounds in the game in Omaha two years ago, is the only player on the Husker roster who played in 2022 contest.

- Friday features a pair of Husker-Bluejay basketball games, as the No. 21/20 Husker women's basketball team will also travel to Creighton. That game will take place at the D.J. Sokol Arena on Creighton's campus.

- Nebraska has relied on its depth during the early going. The Huskers have had six different players post double-figure efforts while only Brice Williams has reached double figures in all four contests. In addition, three others have scored at least eight points at least once of the first three games. At 18.8 ppg, Williams is the only Husker in the top 25 of the Big Ten in scoring as of Nov. 19.

- Nebraska has been prolific at getting to the foul line during the early portion of the season. Nebraska ranks in the top 15 nationally in both free throws made and attempted while ranking 25th nationally in free throw percentage. The Huskers face a Creighton team which leads the nation in fewest fouls per game.

- Nebraska's 79.6 percent shooting from the line is ahead of last season's mark of 76.0 percent which ranked as the third-highest total in school history. NU has shot 80 percent or better from the line in each of its last three games.

Notes from the Saint Mary's Game

- Brice Williams finished with a game-high 28 points, his highest scoring effort in his Husker career (college career high is 32). His previous Husker best was 27 in the opener against UTRGV.

- Berke Büyüktuncel set a career high with 15 points, topping his previous college career high of 13 against Stanford when he was at UCLA last season. Büyüktuncel also set a career highs with three steals and three blocks.

- Andrew Morgan had 10 points off the bench, the third double-figure game by a Husker reserve this season.

- Nebraska went 25-of-29 from the foul line in the loss, its best night from the foul line of the season and best since going 22-of-24 against Texas A&M in the 2024 NCAA Tournament.

November Meetings

Date	Location	Score
11-18-06	Lincoln	W, 73-61
11-24-07	Omaha	L, 62-74
11-29-08	Lincoln	W, 54-52
11-16-21	Omaha	L, 69-77

Living at the Line

Category	No.	NCAA	B1G
Free Throw Att/GM	29.5	15th	2nd
Free Throw Made/GM	23.5	4th	1st
Free Throw Percentage	79.6	25th	3rd

Best Single-Season FT Pct.

No.	Year	Pct.
1.	2011-12	.766
2.	1967-68	.765
3	2023-24	.760
4.	1980-81	.750

RECORD AT PINNACLE BANK ARENA

Season	Wins	Losses	Pct.
2013-14	15	1	.938
2014-15	10	6	.625
2015-16	10	8	.556
2016-17	8	8	.500
2017-18	16	1	.941
2018-19	13	5	.722
2019-20	5	11	.313
2020-21	6	9	.400
2021-22	7	11	.368
2022-23	11	4	.733
2023-24	18	1	.947
2024-25	3	0	1.000
Totals	122	66	.649

2024-25 MISC. STATS

TEAM LEADERS

Double-Figure Scoring Games: Williams (4); Gary (2); Büyüktuncel (2) Worster (2); Essegian (1); Morgan (2);

10+ Rebounding Games: N/A

10+ Assist Games: N/A

Double-Doubles: N/A

Triple-Doubles: N/A

20-Point Games: Williams (2)

30-Point Games: N/A

Games Leading NU in Scoring:* Williams (2); Gary (2)

Games Leading NU in Rebounding:* Worster (1); Gary (1); Büyüktuncel (2); Morgan (1)

Games Leading NU in Assists:* Worster (1); Gary (3); Ulis (1)

Games Leading NU in Blocks:* Worster (1) Griffiths (2); Büyüktuncel (1); Gary (1)

Games Leading NU in Steals:* Worster (1); Gary (1); Hoiberg (1); Büyüktuncel (1)

HUSKER DOUBLE-DOUBLES IN 2024-25

Player	Opponent	Totals
None		

HUSKER DOUBLE-DOUBLES CHART

Player	2024-25	at Neb	Career*
Mast	0	6	26
Gary	0	6	8
Williams	0	1	5
Meah	0	0	6
Worster	0	0	4
Morgan	0	0	4
Totals	0	13	53

*-Includes previous schools

DOUBLE-DIGIT RUNS IN 2024-25

Nebraska already has a trio of double-figure runs in 2024-25, including an 11-0 run against Saint Mary's on Sunday. Last year, the Huskers had 23 double-figure runs in 34 contests.

2024-25 Double-Figure Runs

Run	Opponent	Time (Half)
12-0	UTRGV	4:34-2:30 (2nd)
11-0	Saint Mary's	1:19 (1st)-18:54 (2nd)
10-0	FDU	11:49-8:53 (1st)

28

Fred Hoiberg has 28 wins over ranked opponents, including 11 career wins against top-10 teams, in his collegiate coaching career.

2024-25 MBB QUICK FACTS

Location	Lincoln, Neb.
Founded	1869
Enrollment	23,992 (fall 2024)
Nickname	Cornhuskers, Huskers
Colors	Scarlet & Cream
Affiliation	NCAA Division I
Conference	Big Ten Conference
Home Arena	Pinnacle Bank Arena
Capacity/Year Opened	15,000/2013
University of Nebraska President	Dr. Jeffrey P. Gold
Chancellor	Rodney Bennett
Director of Athletics	Troy Dannen
Athletic Dept. Phone	(402) 472-4224
Assistant A.D./Ticketing	Holly Adam
Ticket Office Phone	(402) 472-3111 or 1-800-8BIGRED
Website	Huskers.com

BASKETBALL HISTORY

First year of basketball	1896-97
Regular-season conference titles (last)	7 (1950)
Postseason conference titles (last)	1 (1994)
All-time postseason appearances	27
All-time postseason record	24-26
NCAA Appearances (last)	8 (2024)
NCAA Record	0-8
NIT Appearances (last)	19 (2019)
NIT Record	24-18

BASKETBALL STAFF

Head Coach	Fred Hoiberg (6th season)
Alma Mater (Year)	Iowa State (1995)
Assistant Coaches	Adam Howard (3rd season)
	Nate Loenser (4th season)
	Ernie Zeigler (3rd season)
Director of Men's Basketball Strength and Conditioning	Kurt Joseph
Director of Basketball Strategies & Business Operations	Luca Virgilio
Asst. Director of Operations	Sheryl Burbach
Director of Player Development	Emmanuel Tommy
Video Coordinator	Michael Bania
Recruiting Coordinator	Padyn Borders
Graduate Managers	Nihilo Ibarra, Justin Moore,
	Triston Simpson, Josiah Allick
Athletic Trainer	Andrew McCabe
Equipment Manager	Pat Norris

2024-25 TEAM INFORMATION

2023-24 Record	23-11 (18-1 H, 3-8 A, 2-2 N)
Big Ten Record (Finish)	12-8 (t-3rd)
Big Ten Championship	1-1, def. Indiana, 93-66;
	lost to Illinois, 87-98
Postseason	NCAA First Round
Starters Returning/Lost	3/2
Lettermen Returning/Lost	7/7
Scholarship Newcomers	8

COMMUNICATIONS INFORMATION

Sr. Associate A.D./Communications	Keith Mann
Office Phone	(402) 472-2263
Sr. Assoc. Director/MBB Contact	Shamus McKnight
Office/Cell Phone	(402) 472-7772 / (402) 540-0268
E-Mail	smcknight@huskers.com
Press Row Phone	(402) 904-5925
Communications Mailing Address	800 Stadium Drive
	Lincoln, NE 68588-0123

MEDIA SITE

Additional media resources are available at our media site.
<https://go.unl.edu/202425-mbbmedia>

24.0

Nebraska has gotten great production from its bench in the early going, averaging 24.0 points per game over the first four games. The Huskers led the Big Ten in bench production last season, averaging 21.4 points per game.

- Junior transfer Connor Essegian has given the Huskers a spark off the bench. The 6-foot-4 junior is averaging 9.3 ppg while shooting 35 percent from 3-point range. Essegian leads NU with seven 3-pointers and is now four 3-pointers away from reaching 100 for his career.
- Sophomore Berke Büyüktüncel has been a factor for the Huskers in the opening two weeks of the season. The 6-foot-10 sophomore leads NU in rebounding (6.3 rpg), blocked shots (1.5 bpg) while chipping in 9.8 ppg on a team-high 61 percent shooting. Büyüktüncel has tied or set career highs in nearly every offensive category during NU's first four games.
- One area where Nebraska has excelled early on is converting on opponent turnovers. Nebraska is averaging 21.5 points per game off opponent turnovers in the first four games, nearly doubling its opponent total (12.6 ppg). NU lost the points off turnover battle in Sunday's loss to Saint Mary's, 21-11.

Comparing Berke			
Player	PPG	RPG	FG Pct.
2024-25	9.8	6.3	.609
2023-24	4.5	2.5	.385

- Nebraska is 5-7 (.416) in its last 12 games against ranked opponents dating back to the end of the 2021-22 season, including a 3-3 in true road games. NU's last road win against a ranked team was the 10-point win in Omaha over No. 7 Creighton in 2022. All-time, NU is 3-13 (.188) against teams ranked 14th in the AP poll, with the most recent win coming over No. 17 Minnesota during the 2017-18 season.

Best Records in B1G since Feb. 1, 2023		
No.	Team	Record Pct.
1.	Purdue	46-11 .807
2.	Illinois	36-16 .692
3.	Nebraska	32-15 .681
4.	Northwestern	33-19 .635
5.	Wisconsin	35-21 .625
H/T - barttorvik.com (games as of 11/19/24)		

- With its 3-1 start, Nebraska is 32-15 over the last 47 games dating back to the start of February 2023. NU's .681 winning percentage is third among all Big Ten teams in that stretch.
- Nebraska is averaging 9.0 steals per game to rank fourth in the Big Ten as of Nov. 19. Juwan Gary (2.50, fourth), Rollie Worster (1.75, 15th) and Sam Hoiberg (1.75, 15th) all rank among the Big Ten leaders in that category. Gary had a career-best five steals against Bethune Cookman on Nov. 9, marking the ninth time a Husker has had at least five steals in a game under Fred Hoiberg.
- Nebraska enters Friday's game at Creighton averaging 77.5 points per game. The Huskers had scored 80-or-more points in five straight games before the streak was snapped against Bethune-Cookman on Nov. 9. It marked the first time NU had scored 80-or-more points in five consecutive games since a 10-game stretch between Nov. 25-Dec. 19, 1995.

Most Single-Season Wins		
No.	Wins	Year
1.	26	1990-91
2.	23	2023-24
3.	22	Four times

- Nebraska enters the 2024-25 season coming off one of its most successful seasons in program history. The Huskers went 23-11 in 2023-24 and tied for third in the Big Ten standings before reaching the NCAA Tournament for the first time since 2013-14. The Huskers' 23 wins were the most since setting a school-record with 26 wins in 1990-91, while NU's 12 conference wins also ranked second in school history.
- Nebraska has increased its win total in each of the past three years, marking the first time NU has done that since the mid-1960s (1963-64 to 1965-66). If Nebraska can improve its win total this year, it would mark the first time since a four-year stretch from 1945-46 to 1948-49 that the Huskers improved their win total in four consecutive seasons.

- Over the past two seasons, NU has won 21 conference games, the highest two-year total since the 1965-66 and 1966-67 teams won 22 conference tilts. The last two seasons under Fred Hoiberg mark just the fourth time in school history that Nebraska has won 20 or more conference games in a two-year span.
- Nebraska was one of 24 teams nationally that finished in the top 50 both in offensive and defensive efficiency in KenPom. NU was one of four Big Ten programs to accomplish that in 2023-24, joining Purdue, Wisconsin and Michigan State. It marked the first time that Nebraska has been ranked in the top 50 in both offensive and defensive efficiency in the KenPom era (1996-97).

- Nebraska made its biggest jump on the offensive end in 2023-24, averaging 77.7 points per game. It is an increase of nearly nine points per game from the 2022-23 campaign and NU's highest scoring average since 1995-96 (80.2 ppg). NU climbed from 149th to 32nd nationally in offensive efficiency in KenPom. Prior to last season, NU's highest average since joining the Big Ten was 73.3 ppg in 2021-22. The Huskers are 25-8 under Fred Hoiberg when scoring at least 80 points, including 20-5 over the last three seasons.

Husker Offensive Jump			
Category	22-23	23-24	
Record	16-16	23-11	
Points per Game	68.0	77.7	
FG Pct.	.457	.452	
3-Pt Pct.	.326	.357	
FT Pct.	.641	.760	
3 Pt/Gam	6.7	9.4	
KenPom Effic.	149th	32nd	

CAREER TOTALS VS. CREIGHTON

Player	GP-GS	Min-Avg	FG-FGA	Pct	3FG-FGA	Pct	FT-FTA	Pct	Off	Def	Tot	Avg	PF	A	TO	Blk	Stl	Pts	Avg
Gary	2-1	59-29.5	9-14	.643	1-3	.333	1-2	.500	1	9	10	5.0	0	2	1	1	4	20	10.0
Mast	1-1	26-26.0	3-11	.273	1-5	.200	2-2	1.000	3	4	7	7.0	3	1	0	0	0	9	9.0
Williams	1-1	21-21.0	3-7	.429	0-0	.000	0-0	.000	2	5	7	7.0	1	2	1	0	1	6	6.0
Morgan*	2-1	37-18.5	4-14	.286	1-3	.333	0-0	.000	3	2	5	2.5	2	2	0	0	3	9	4.5
Grace	1-0	1-1.0	0-0	.000	0-0	.000	0-0	.000	0	0	0	0.0	0	0	0	0	0	0	0.0
Hoiberg	1-0	11-11.0	0-3	.000	0-0	.000	0-2	.000	2	3	5	5.0	0	0	0	0	1	0	0.0
Jacobsen	1-0	4-4.0	0-1	.000	0-0	.000	0-0	.000	0	0	0	0.0	0	0	0	0	0	0	0.0

*-at North Dakota State

70

Over the last two-plus seasons, Nebraska has been exceptional when holding opponents to 70 points or less. The Huskers are 34-4 (.894) when holding opponents to 70 points, including 29 straight, since a 65-62 overtime loss to No. 4 Purdue on Dec. 10, 2022.

A QUICK LOOK AT THE 2024-25 HUSKERS

Nebraska enters the 2024-25 season with a solid returning group despite the loss of Rienk Mast to season-ending surgery. The Huskers return six players - not including Mast - who saw action a season ago, including returning starters Brice Williams and Juwan Gary. In addition, junior guard Sam Hoiberg was one of three Huskers who played in all 34 games in 2023-24.

- Of the 10 players who have been in the rotation through the first four games, seven are in their first season of action for Nebraska. In all, newcomers account for more than half of NU's minutes (63%), scoring (59%), rebounds (67%) and assists (65%).

- Nebraska's active roster features three players who have started a combined 72 games at Nebraska entering the 2024-25 season: Juwan Gary (37); Brice Williams (34) and Sam Hoiberg (1), but that tells only part of the story. The 16 active players have combined to start 380 career games at the Division I level. That list includes Rollee Worster (101); Brice Williams (61); Andrew Morgan (59); Juwan Gary (55); Braxton Meah (47); Ahron Ullis (27); Connor Essegian (19); Berke Büyüktuncel (8) and Gavin Griffiths (3). In addition, Rienk Mast has 111 career starts, including 32 games last season at Nebraska, but will redshirt this season.

- Nebraska features one of the oldest rosters in the country. Of the 17 players on the 2024-25 roster, nine have played at least three seasons of college basketball. Juwan Gary, Brice Williams and Rienk Mast are all in their sixth year of college while Braxton Meah, Ahron Ullis and Rollee Worster are beginning their fifth season of college basketball. According to research by Chris Kowalczyk at VCU, Nebraska is one of 10 programs nationally with at least six players who are in their fifth year or greater in college basketball.

- After having one active player with previous NCAA Tournament experience last season (Juwan Gary), the 2024-25 Huskers have nine players who have played in the NCAA Tournament. All seven of Nebraska's returnees saw action in the Huskers' game at Texas A&M last spring, while Ahron Ullis played in three tournaments as part of the Iowa program from 2021-23. NU also added Rollee Worster who started for Utah State in the 2021 NCAA Tournament. In addition, Connor Essegian was on Wisconsin's NCAA Tournament team last spring, but did not play against James Madison in the 2024 NCAA Tournament.

WILLIAMS LOOKS TO BUILD ON POSTSEASON SUCCESS

Senior guard Brice Williams looks to build in his postseason success of a year ago as he begins his final college season. The 6-foot-7 senior proved to be a go-to scorer in the Huskers' postseason run, averaging 23.3 points per game during the Big Ten and NCAA Tournaments.

- His 23.3 ppg after the end of the regular season is the highest by a returning Big Ten player entering 2024-25. Of the seven players who averaged 20+ ppg in the postseason, he is the only one back at a Big Ten school this season.

- Williams had more 20-point games in three postseason games (three) than in 31 regular-season games (two) during 2023-24.

Williams comes into the Creighton game averaging 18.8 points per game to rank sixth in the Big Ten. He has reached double figures in all four contests, including a pair of 25-point efforts. He comes off a 28-point effort against Saint Mary's, as he went 8-of-12 from the field and was a perfect 11 of 11 from the foul line.

- He is shooting a career-best 91.2 percent from the foul line, going 31-of-34 from the charity stripe. As of Nov. 19, he is second in the Big Ten in free throws made (7.8/gm) and third in attempts (8.8).

- His 18.8 ppg scoring average through four games is among the best four-game starts by a Husker in the Big Ten era (2011-12 to present).

- He has reached double figures in each of the last eight games dating back to last year, the longest stretch of his Husker career. If he reaches double figures on Friday against Creighton, it matches the longest streak of his collegiate career (Feb. 18-March 21, 2023).

- He opened the season with a 27-point effort against UTRGV on Nov. 4. Williams' 27-point night was one of the highest opening-night totals by a Husker in the last 30 years.

- With his 28-point effort against Saint Mary's, he now has 10 career games of at least 25 points, including three at Nebraska.

No.	Player (School)	PPG
1.	Zach Edey (Purdue)	29.3
2.	Terrence Shannon Jr. (Illinois)	27.9
3.	Brice Williams (Nebraska)	23.3
4.	Jamison Battle (Ohio State)	20.8
5.	Keisei Tominaga (Nebraska)	20.7

No.	PPG	Player (Year)
1	23.5	Shavon Shields (2014-15)
2	20.8	Terran Petteway (2014-15)
3	19.0	Teddy Allen (2020-21)
4	18.8	Brice Williams (2024-25)
5	17.8	James Palmer Jr. (2018-19)
6.	17.3	Tai Webster (2016-17)

No.	Player (Opponent)	Year
29	Aleks Maric vs. Omaha	2006-07
28	Shavon Shields vs. FGCU	2013-14
27	Brice Williams vs. UTRGV	2024-25
27	Cookie Belcher at Oral Roberts	2000-01
26	Alonzo Verge Jr. vs. Western Illinois	2021-22

3,714

Career points scored between Brice and his father, Henry, who played at Charlotte from 1988 to 1992. Entering Friday's game, both Brice (.8217) and Henry (.8222) are career 82 percent shooters from the foul line.

HUSKERS IN THE NBA

A trio of former Nebraska Cornhuskers were on opening night rosters for the 2024-25 season. Dalano Banton and Bryce McGowens are teammates on the Portland Trail Blazers, while Jack McVeigh is a rookie with the Houston Rockets. It is the fourth straight season that Nebraska has had multiple players on NBA rosters.

Banton comes off his best season as a professional, averaging 10.3 points 3.3 rebounds and 2.4 assists per game while splitting time with both the Boston Celtics and Portland Trailblazers. He flourished after his trade with Portland, averaging 16.7 points, 4.8 rebounds and 3.6 assists per game in 30 games. Banton begins his fourth NBA season after being a second-round pick in 2021. After sitting out the 2019-20 campaign, Banton played in all 27 games, including 22 starts, for the Huskers in 2020-21, averaging 9.6 points per game while leading the Huskers in both rebounding (5.9) and assists (3.9) per game. He was the first Husker since 1974 to lead NU in both rebounding and assists in the same season. Banton posted the second triple-double in school history with 13 points, 11 rebounds and 10 assists in just 21 minutes against Doane and totaled 14 games in double figures.

McGowens begins his third NBA season, as he is on a two-way contract with the Trail Blazers after signing with the organization over the summer. McGowens spent the first two years with the Charlotte Hornets, playing in 105 career games and averaging 5.2 points, 1.9 rebounds and 1.0 assists per game. McGowens was the No. 40 overall pick in 2022, the highest drafted Husker since 1998. At Nebraska, he was a third-team All-Big Ten performer as a freshman in 2021-22, averaging a team-high 16.8 points and 5.2 rebounds per game. An eight-time Big Ten Freshman of the Week, McGowens had 11 games with 20-or-more points, including a season-high 29 points against both Sam Houston and Rutgers.

McVeigh is with the Houston Rockets after signing a two-way contract prior to the 2024 Paris Olympics. He played in a pair of preseason games for the Rockets, averaging 7.5 ppg on 60 percent shooting and 3.0 rebounds per game. This is his rookie season after he played professionally in Australia and Germany, and he became the 16th Husker to play in the NBA when he made his debut on Nov. 6, 2024. McVeigh comes off a strong performance in the 2024 Olympics, averaging 9.5 points per game on 52 percent shooting, including 10-of-19 (.526) from 3-point range. McVeigh played three seasons at Nebraska before returning home to begin his professional career. His best year was in 2016-17, when he averaged 7.5 points and 2.5 rebounds per game in 30 games, including 11 starts. He was a member of the Huskers' 2017-18 team that won 23 games, including a school record 13 conference games.

In addition to the three former Husker players in the NBA, Tyrone Lue is in his fifth season as head coach of the Los Angeles Clippers. Lue, who played at Nebraska from 1996-98, has guided the Clippers to a 184-134 record and three postseason appearances in his four seasons. Last year, he coached Los Angeles to a Pacific Division title. Before taking the Clippers job, Lue led the Cleveland Cavaliers to a 128-83 record, three NBA Finals appearances and the franchise's first NBA title in 2016.

HUSKER COACHING STAFF

- Nate Loenser is in his fourth season on the Husker staff. He joined the Husker program after spending five seasons with the Chicago Bulls organization. Loenser was an assistant coach for the Bulls under both Fred Hoiberg and Jim Boylan for three seasons. He also served as the Bulls' video coordinator and head coach of the Windy City Bulls. Loenser worked with Hoiberg at Iowa State for two seasons.
- Adam Howard is in his third year on the coaching staff. He was selected to participate in the 2023 and 2024 TopConnect Basketball Symposiums, an event featuring some of the nation's top assistant coaches. Prior to joining the NU staff, he spent four years at South Alabama, helping the program to 75 wins in that span after the program had seven straight losing seasons. In 2021-22, South Alabama won 21 games, the school's highest total since 2008. Howard also coached at Troy, Tennessee, Southern Miss and Morehead State after playing collegiately at Western Kentucky.
- Ernie Zeigler is in his third year at Nebraska. He joined the NU staff in August of 2022 after spending six years on Ben Howland's staff at Mississippi State. The Bulldogs had four postseason appearances between 2018-22. Zeigler spent six seasons as the head coach at Central Michigan (2007-12) and previously served stints at UCLA, Pittsburgh, Kansas State, Detroit, and Bowling Green. He helped UCLA to an NCAA runner-up appearance in 2006.

HOIBERG'S HUSKER TIES

- While Fred Hoiberg grew up in Ames and played his high school (Ames High School) and college basketball (Iowa State) there, he was born in Lincoln and has numerous ties to the city and to the University of Nebraska.
- Fred's father (Eric) and mother (Karen) both earned their undergraduate degrees from Nebraska in 1966. In fact, Eric earned his undergraduate degree, Master's degree, and Ph.D. in sociology from the university.
 - His maternal grandfather was former Husker basketball coach Jerry Bush. Known as the "Big Bear of the Coliseum," Bush guided NU from 1955 to 1963, and directed two of the greatest upsets ever – a 43-41 victory over No. 4 Kansas and Wilt Chamberlain, and a 55-48 victory over No. 1 Kansas State and Olympian Bob Boozer during the 1957-58 campaign.
 - His paternal grandfather (Otto) received his Master's Degree and Ph.D from Nebraska. He joined the faculty of the University of Nebraska in 1948, where he taught sociology and served as director of the community development program in the University of Nebraska Extension Division.
 - Fred's son (Sam) is in his fourth season on the Husker basketball team after walking on. Fred and Sam are one of 20 father-son duos in Division I this season.

11/17 The date of the last two games where a Husker had at least 15 points, three blocks and three steals: Berke Büyüktuncel (15-3-3 vs. Saint Marys, 11/17/24) and Aleks Maric (21-4-4 vs. Alabama A&M, 11/17/07).

GARY RETURNS AS HUSKERS' GLUE GUY

- One luxury Nebraska has is the return of senior forward Juwan Gary. The 6-foot-6 senior from Columbia, S.C, has shown the ability to stuff a stat sheet, but revels in doing the little things to help NU be successful.
- Gary comes into the Creighton game averaging 10.5 points, 4.8 rebounds 2.5 steals and 2.0 assists per game. He leads NU in both rebounds and steals and ranks second on the team in scoring and rebounding.
 - He had a 19-point, five-assist effort against FDU on Nov. 14. His five assists were a career high while he also went 7-of-8 from the foul line.
 - Gary showed his versatility in the win over Bethune-Cookman on Nov. 4, as he led NU in points (11), rebounds (nine) and steals (five).
 - He is 17 rebounds shy of 500 for his career entering Friday's game with Creighton.
- It continues a trend of Huskers making significant third-year jumps under Hoiberg, as Keisei Tominaga (2024) and Derrick Walker (2023) both earned All-Big Ten honors in their third year at Nebraska after transferring into the program. Last season, Gary averaged a career-best 11.6 points per game on nearly 50 percent from the floor. He tallied 16 double-doubles after posting 20 during his first four collegiate seasons.

Potential Third-Year Leap			
Player	Year 1	Year 2	Year 3
Juwan Gary	9.5	11.6	TBD
Keisei Tominaga	5.7	13.1	15.1
Derrick Walker	5.9	9.5	13.6

TRIO OF HUSKERS LOOKING FOR 1,000 CAREER POINTS

Nebraska has a pair of career 1,000-point scorers in Rienk Mast and Brice Williams, while three other Huskers could reach the 1,000-point mark for their career in 2024-25. Seniors Juwan Gary, Rollie Worster and Andrew Morgan are all on pace to reach that mark this season. Rollie Worster went over the 900-career point mark with his 18-point effort in the opener while Morgan is 10 points away from 900 for his college career.

Career Points (as of Nov. 19)	
Player	Total
Rienk Mast	1,396
Brice Williams	1,331
Rollie Worster	929
Andrew Morgan	890
Juwan Gary	831

PORTAL ADDITIONS APLENTY

Nebraska loaded up in the transfer portal, adding six Division I transfers in the offseason, including five from power conference programs. In addition, the Huskers regain the services of Iowa transfer Ahron Ulis, who sat out the 2023-24 season. In all, the seven newcomer transfers have combined for over 3,600 points 1,900 rebounds and 750 assists in their collegiate careers.

Husker Transfer Additions (Thru Nov. 18)

Player	Previous Schools	GP	Starts	Points	Rebounds	Assists
Büyüktuncel	UCLA	30	12	157	90	17
Essegian	Wisconsin	72	20	552	169	36
Griffiths	Rutgers	36	3	200	81	25
Meah	Washington/Fresno St.	121	50	586	526	35
Morgan	North Dakota St.	89	59	890	417	78
Worster	Utah/Utah State	107	105	929	490	432
Ulis*	Iowa	88	27	346	147	168
Total		543	276	3660	1920	791

*-Sat out 2023-24 season

WORSTER, ULIS ARE AT THE POINT

- One of the biggest changes for the Huskers is in the backcourt with the additions of Rollie Worster and Ahron Ulis to the Husker lineup. Worster, who played at both Utah State and Utah, has started all four games, averaging 10.3 points, 4.3 rebounds, 1.8 assists and 1.8 steals per game. He has been in double figures twice, including 18 points and nine rebounds against UTRGV. He is shooting over 50 percent from the field, including 38 percent from 3-point range.
- Ulis, who played three seasons at Iowa and started for the Hawkeyes' 2022-23 NCAA Team, has provided a spark off the bench, averaging 3.3 points and 2.0 assists per game. His best performance of 2024-25 was an eight-point, three-rebound, three-assist effort against FDU.

TALL TALES

Braxton Meah gives the Huskers the luxury of a seven-footer on the roster. At 7-foot-1, the Washington transfer is the tallest Husker on the roster since Sergej Vucetic during the 2012-13 and 2013-14 seasons. Meah led the Huskies in field goal percentage (.770) and blocked shots (27) last season.

Tallest Huskers (since 1951)			
No.	Player	Ht.	Years
1.	Rich King	7-2	1988-91
2.	Braxton Meah	7-1	2025
	Sergej Vucetic	7-1	2013-14
3.	Kelly Lively	7-0	1989-91
	Dave MacFarlane	7-0	1980
	Oleg Kojenets	7-0	2022-23

HUSKERS FROM AROUND THE WORLD

Nebraska's roster has had an international flavor in recent seasons and that trend continues in 2024-25 with Berke Büyüktuncel (Bursa, Türkiye) and Rienk Mast (Groningen, Netherlands) on the Husker roster. During Fred Hoiberg's six seasons, NU has had players on the roster from 13 countries, including the United States, Australia, Canada, England, France, Iceland, Japan, Lithuania, Mali, Senegal and Slovenia.

BIG RED OLYMPIANS

Nebraska was one of just nine programs nationally with multiple players in men's basketball at the 2024 Olympics, as former Huskers Keisei Tominaga (Japan) and Jack McVeigh (Australia) represented their countries. It marked the second straight Olympics for Tominaga, who played 3x3 at the Tokyo Games. In addition, former Husker great Tyronn Lue served as an assistant coach for Team USA, which won its fifth consecutive gold medal in Paris.

In all, NU has had four Olympic basketball players since 2012, including Aleks Maric (2012, Australia), Ade Dagunduro (2012, Nigeria), Tominaga (2020, 2024, Japan) and McVeigh (2024, Australia).

College Programs with Multiple Olympians

No.	School	Players
1.	Kentucky	7
2.	Iowa State	5
3.	Gonzaga	4
4.	Duke	3
	Saint Mary's	3
6.	Nebraska	2
	LSU	2
	Michigan	2
	Stanford	2

ESSEGIAN, BÜYÜKTUNCEL: REPRESENTING IN INTERNATIONAL PLAY

In addition to the Olympians, two other Huskers spent part of their summer playing for their national teams.

Connor Essegian spent part of the summer of 2024 playing for the Armenian National Team, averaging 13.0 points and 5.5 rebounds per game as Armenia won the LA International Cup Title. He tallied 20 points on 7-of-15 shooting along with six rebounds and three steals in the win over Ireland in the title game.

Berke Büyüktuncel spent the summer playing for his native Türkiye at the European U20 Championships, averaging 12.0 points and a team-high 7.7 rebounds in seven games. He shot 51 percent from the field, including 54 percent from 3-point range and posted two double-doubles in the tournament.

HOME SWEET HOME

The Huskers finished with an 18-1 record inside Pinnacle Bank Arena in 2023-24, setting a single-season mark for home wins in a season.

- Following the win over FDU on Nov. 14, Nebraska has won 15 straight games at home dating back to last season. Over the last two-plus seasons, Nebraska is 32-5 (.864) at Pinnacle Bank Arena.
- The .947 mark in 2023-24 was NU's best home mark by winning percentage since 1965-66 when NU went 11-0 at home. NU was a perfect 10-0 at home in Big Ten Conference play, marking the third time NU has posted an unblemished home conference mark since World War II (also 1965-66, 2017-18).

- Nebraska filled up Pinnacle Bank Arena in 2023-24, averaging 14,597 fans per game to rank 15th nationally. Nebraska has ranked in the top-15 nationally in every season but one since Pinnacle Bank Arena opened in 2013-14. In all, seven of the top 25 schools in average attendance came from the Big Ten Conference.

Best Home Record by Percentage (Min. 10 games)

No.	Pct	Record	Season
1.	1.000	11-0	1965-66
	1.000	10-0	1920-21
	1.000	10-0	1912-13
4.	.947	18-1	2023-24
5.	.944	17-1	1982-83

NBA COACHES: BACK TO SCHOOL

Fred Hoiberg is one of eight active NCAA coaches to have coached in the NBA, as he spent three-plus seasons with the Chicago Bulls from 2015 to 2018. Hoiberg's 270 regular-season NBA games rank third among the eight former NBA coaches in the collegiate ranks.

Coach, School

John Calipari, Arkansas
Leonard Hamilton, Florida State
Fred Hoiberg, Nebraska
Eric Musselman, USC
Rick Pitino, St. John's
Reggie Theus, Bethune-Cookman
Darrell Walker, Arkansas Little Rock
Mike Woodson, Indiana

NBA Head Coach, Years

New Jersey, 1996-99
Washington, 2000-01
Chicago, 2015-18
Golden State, 2002-04; Sacramento, 2006-07
New York, 1987-89; Boston, 1997-2001
Sacramento, 2007-09
Toronto, 1996-98; Washington, 1999-2000
Atlanta 2004-2010; New York, 2011-14

RHYMES SIGNS WITH HUSKERS

Nebraska men's basketball coach Fred Hoiberg announced on Nov. 13 that Quentin Rhymes has signed a financial aid agreement and will join the Husker basketball program for the 2025-26 season.

Rhymes, a 6-foot-7, 195-pound wing from Las Vegas, Nev., plays for national power Hillcrest (Ariz.) Prep and Coach Marcus Gantt. A four-star prospect by 247Sports, Rhymes was rated No. 136 nationally by On3, which ranked him as a three-star prospect. Both publications had him among the top 15 prospects in the state of Arizona for the class of 2025.

Rhymes played for Coach Lamar Bigby with the Las Vegas Knicks on the PRO16/NXT League circuit, averaging 17.5 points, six rebounds and five assists per game, highlighted by a 40-point effort. He played his first three seasons of high school at Bishop Gorman in Las Vegas before spending his senior year at Bella Vista (Ariz.) College Prep.

GATE SCREENING ADDED FOR 2024-25 SEASON

Pinnacle Bank Arena will utilize new gate screening technology during the upcoming men's and women's basketball seasons. The walk-thru frictionless technology should provide a more efficient gate screening process and enhance safety for Husker fans. The arena has secured the same gate screening technology that Nebraska Athletics introduced at Memorial Stadium ahead of the 2024 football season. Nebraska Athletics is excited to partner with Pinnacle Bank Arena in the advancement of safety and security initiatives surrounding home basketball games this coming season.

The new gate scanners have no impact on Pinnacle Bank Arena's Clear Bag Policy which remains in place for all home venues the Huskers compete in. Fans are encouraged to visit pinnaclebankarena.com for detailed information on that policy.

MOBILE TICKETS, CASHLESS CONCESSIONS & DOORDASH ORDERS AT PBA

Beginning with the 2024-25 winter sports, tickets for all Husker athletic events will be mobile. All men's and women's basketball tickets will be mobile this season with the remaining sports to complete the transition to fully mobile by fall of 2025.

Pinnacle Bank Arena concessions are all cashless, and the arena accepts all credit and debit cards, Apple Pay, Google Wallet, Samsung Pay, and Downtown Lincoln Gift Cards. In addition, Pinnacle Bank Arena has partnered with DoorDash for mobile order pickup at concession stands. Download the DoorDash app and when you're at the venue, open the app to order food and drinks from the concession stands. We'll let you know when your order is ready so you can head to the pickup window and pick up your order.

HUSKER FAMILY TIES

Several members of the 2024-25 Huskers have family members who have played basketball at the college or professional levels. The list is led by Fred Hoiberg, who played in the NBA for a decade after a standout career at Iowa State.

Henry Williams scored a school-record 2,383 points at Charlotte and his number 34 jersey was retired by the school, while Larry Griffiths was a 1,000-point scorer at Hartford.

Player	Relative	College (Sport)
Sam Hoiberg	Fred (Father)	Iowa State/NBA (MBB)
	Jack (Brother)	Michigan St./UT-Arlington (MBB)
Ahron Ulis	Tyler (Brother)	Kentucky/NBA (MBB)
Brice Williams	Henry (Father)	Charlotte (MBB)
Gavin Griffiths	Larry (Father)	Hartford (MBB)
	Karen (Mother)	Hartford (WBB)
Rollie Worster	Shannon (Sister)	Montana Western (WBB)
	Father (Scott)	Weber State (MBB)



BROADCAST NOTES

2024-25 RECORD
3-10-0 Big Ten

2023-24 RECORD
23-11/12-8 Big Ten

LAST GAME
Sun, Nov 17
vs. Saint Mary's.....L, 74-77

UPCOMING GAMES
Fri., Nov. 22
at Creighton..... 7 p.m.
Wed. Nov. 27
South Dakota..... 5:30 p.m.
Sun., Dec. 1
North Florida..... 3 p.m.
Sat., Dec. 7
at Michigan State.....11 a.m.

HEAD COACH
Fred Hoiberg (Iowa St., 1995)
Nebraska: 66-95 / 6th
Career: 181-151 / 11th

ASSISTANT COACHES
Adam Howard, 3rd season
Nate Loenser, 4th season
Ernie Zeigler, 3rd season

2024-25 SCHEDULE

NOV
4 UT Rio Grand Valley... W, 87-67
9 Bethune Cookman ... W, 63-58
13 FDU W, 86-60
17 vs. Saint Mary's..... L, 74-77
22 at Creighton 7 p.m.
27 South Dakota 5:30 p.m.

DEC
1 North Florida 3 p.m.
7 at Michigan State * 11 a.m.
13 Indiana * 7 p.m.
Diamond Head Classic
22 vs. Murray St. 8 p.m.
23 vs. Charlotte/Hawaii..... TBD
25 vs. TBA..... TBD
30 Southern 8 p.m.

JAN
4 UCLA * 1 p.m.
7 at Iowa * 7 p.m.
12 at Purdue * 11 a.m.
16 Rutgers * 8 p.m.
19 at Maryland * 11 a.m.
22 USC * 8 p.m.
26 at Wisconsin * Noon
30 Illinois * 7:30 p.m.

FEB
2 at Oregon * 6:30 p.m.
5 at Washington * 9:30 p.m.
9 Ohio State * 1 p.m.
13 Maryland * 7:30 p.m.
16 at Northwestern * 2 p.m.
19 at Penn State * 5:30 p.m.
24 Michigan * 7 p.m.

MARCH
1 Minnesota * 1 p.m.
4 at Ohio State * 8 p.m.
9 Iowa * 11:30 a.m.
12-
16 at Big Ten Tournament
*Big Ten Game; All times listed at central

CONNOR ESSEGAN (EH-SEE-JIN)



	GP/GS	PPG	RPG	APG	SPG	FG%	3PT%	FT%
2024-25	4/1	9.3	2.8	0.5	0.3	.385	.350	1.000
B1G	0/0	0.0	0.0	0.0	0.0	.000	.000	.000
Career	72/20	7.7	2.3	0.5	0.1	.399	.345	.897

G / 6-4 / 190 / Jr. / Fort Wayne, Ind.
Last Game: Finished with eight points and three boards in 21 minutes vs. Saint Mary's
◀ Wisconsin transfer who averaged 7.6 ppg in 68 career games with Wisconsin
◀ Played for Armenian National Team in 2024, averaging 13.0 ppg and 5.5 rpg in two games
◀ Big Ten All-Freshman Team (11.7 ppg) who set a UW freshman record with 69 3-pointers in 2022-23

Pts.	24, at Mich. (2/26/23)
Reb.	11, at Indiana 1/14/23)
Asst.	3, Two Times
Stls.	2, Two Times
Bl.	1 at Minn. (3/5/23)

SAM HOIBERG



	GP/GS	PPG	RPG	APG	SPG	FG%	3PT%	FT%
2024-25	4/0	0.5	2.3	1.0	1.8	.100	.000	.000
B1G	0/0	0.0	0.0	0.0	0.0	.000	.000	.000
Career	59/1	3.4	2.5	1.2	0.9	.414	.324	.731

G / 6-0 / 185 / Jr. / Lincoln, Neb.
Last Game: Had two boards and a steal in 16 minutes against Saint Mary's
◀ Junior guard who averaged 3.4 ppg and led NU with a 2.45-to-1 ast.-to-TO ratio in 2023-24
◀ Led NU with a career-high 15 points and added five rebounds and two assists vs. Lindenwood
◀ Two-time Academic All-Big Ten pick who majors in sports media and communications

Pts.	15, Two Times
Reb.	7, vs. SCSU (12/29/23)
Asst.	4, Three Times
Stls.	4, vs. FAMU (11/9/23)
Bl.	1, Four Times

AHRON ULIS (YOU-LISS)



	GP/GS	PPG	RPG	APG	SPG	FG%	3PT%	FT%
2024-25	4/0	3.3	3.3	2.0	0.5	.313	.000	.600
B1G	0/0	0.0	0.0	0.0	0.0	.000	.000	.000
Career	88/27	3.9	1.7	1.9	0.4	.371	.289	.772

G / 6-3 / 190 / Sr. / Chicago, Ill.
Last Game: Grabbed three rebounds and added two assists in 14 minutes vs. Saint Mary's
◀ Iowa transfer had season bests in points (eight) and assists (three) vs. FDU
◀ Started 27 games at guard in 2022-23, averaging 6.1 ppg, 2.1 apg as Iowa reached NCAA Tournament
◀ First-team All-Illinois by AP as a senior (20.3 ppg, 4.1 rpg and 2.8 apg) at Marian Catholic

Pts.	17, at Mich. St. (1/26/23)
Reb.	7, Iowa St. (12/8/22)
Asst.	8, vs W. Mich. (11/22/21)
Stls.	3, Illinois (12/6/21)
Bl.	1, Five Times

BRICE WILLIAMS



	GP/GS	PPG	RPG	APG	SPG	FG%	3PT%	FT%
2024-25	4/4	18.8	4.3	1.0	0.5	.444	.286	.912
B1G	0/0	0.0	0.0	0.0	0.0	.000	.000	.000
Career	126/65	10.6	4.2	1.3	0.7	.386	.389	.822

G / 6-7 / 214 / Sr. / Huntersville, N.C.
Last Game: Finished with 28 points (8-12 FG, 11-11 FT) and three boards vs. Saint Mary's
◀ Led all scorers with 27 points, including 10-of-11 from FT line, and five boards vs. UTRGV
◀ Started all 34 games in 2023-24, averaging 13.4 ppg, 5.5 rpg, 2.5 apg, 1.1 spg
◀ 2nd-team All C-USA pick who averaged 13.8 ppg and 5.3 rpg in helping Charlotte to 2023 CBI title

Pts.	32, vs. UAB (3/4/23)
Reb.	13, vs. Rice (2/25/23)
Asst.	9, Purdue (1/9/24)
Stls.	4, vs. Indiana (1/3/24)
Bl.	3, Four Times

JUWAN GARY (JUH-WAHN)



	GP/GS	PPG	RPG	APG	SPG	FG%	3PT%	FT%
2024-25	4/4	10.5	4.8	2.0	2.5	.375	.250	.833
B1G	0/0	0.0	0.0	0.0	0.0	.000	.000	.000
Career	108/59	7.7	4.5	0.7	0.9	.487	.265	.644

F / 6-6 / 226 / Sr. / Columbia, S.C.
Last Game: Totaled three points, four boards, two assists and two steals vs. Saint Mary's
◀ Scored season-high 19 points, along with career-best five assists and two blocks vs. FDU
◀ 3rd-year starter averaged career-high 11.6 ppg in 2023-24; 2nd on team with 5 double-doubles
◀ Played two seasons at Alabama, helping Crimson Tide to SEC title and NCAA Sweet 16 in 2020-21

Pts.	22, Minn. (2/25/24)
Reb.	18, at K-State (12/17/23)
Asst.	5, vs. FDU (11/13/24)
Stls.	5, B-CU (11/9/24)
Bl.	3, Two Times

BRADEN FRAGER



	GP/GS	PPG	RPG	APG	SPG	FG%	3PT%	FT%
2024-25	0/0	0.0	0.0	0.0	0.0	.000	.000	.000
B1G	0/0	0.0	0.0	0.0	0.0	.000	.000	.000
Career	0/0	0.0	0.0	0.0	0.0	.000	.000	.000

F / 6-7 / 220 / Fr. / Lincoln, Neb.
Last Game: Did not play vs. Saint Mary's
◀ True freshman who graduated high school a year early to begin his college career
◀ Averaged 18.3 points, 7.0 rebounds, 1.2 assists & 1.2 steals per game at Lincoln SW in 2023-24
◀ Ranked among the top-200 players in the class of 2025 before reclassifying; Turned 18 on Nov. 10

Pts.	N/A
Reb.	N/A
Asst.	N/A
Stls.	N/A
Bl.	N/A

JEFFREY GRACE III



	GP/GS	PPG	RPG	APG	SPG	FG%	3PT%	FT%
2024-25	1/0	3	1	0.0	0.0	0.500	0.000	1.000
B1G	0/0	0.0	0.0	0.0	0.0	.000	.000	.000
Career	28/0	0.5	0.3	0.1	0.0	0.500	0.000	0.500

G / 6-3 / 197 / Jr. / Elmhurst, Ill.
Last Game: Did not play vs. Saint Mary's
◀ Academic All-Big Ten pick who played in 27 games over the last two seasons after walking on
◀ Participated in No Filter Life Skills trip to Ecuador in August of 2024
◀ Averaged 11.0 ppg, 5.0 rpg and 3.0 apg as a senior at York (Ill.) High School in 2020-21

Pts.	3, vs. FDU (11/13/24)
Reb.	1, Seven Times
Asst.	1, Three Times
Stls.	1, at Md. (1/28/23)
Bl.	N/A

BERKE BÜYÜKTÜNCEL (BEAR-KEH BUH-YOOK-TOON-JELL)



	GP/GS	PPG	RPG	APG	SPG	FG%	3PT%	FT%
2024-25	4/4	9.8	6.3	1.5	1.3	.609	.143	.833
B1G	0/0	0.0	0.0	0.0	0.0	.000	.000	.000
Career	30/12	5.2	3.0	0.6	0.3	.425	.273	.673

F / 6-10 / 224 / So. / Bursa, Türkiye
Last Game: Set career highs in points (15), steals (three) and blocks (three) vs. Saint Mary's
◀ UCLA transfer played in 26 games as a true freshman, averaging 4.5 ppg, 2.5 rpg
◀ Represented Türkiye at 2024 European U20 Champs.; 12.0 ppg, 7.7 rpg, 1.3 bpg and 1.3 spg
◀ Rated by ESPN as the No. 2 international high school player in class of 2023

Pts.	15, vs. St Mary's (11/17/24)
Reb.	7, Two Times
Asst.	3, Two Times
Stls.	3, vs. St Mary's (11/17/24)
Bl.	3, vs. St Mary's (11/17/24)

GAVIN GRIFFITHS



	GP/GS	PPG	RPG	APG	SPG	FG%	3PT%	FT%
2024-25	4/0	3.8	2.5	1.3	0.3	.400	.250	.000
B1G	0/0	0.0	0.0	0.0	0.0	.000	.000	.000
Career	36/3	5.6	2.3	0.7	0.3	.329	.279	.600

G / 6-7 / 193 / So. / Simsbury, Conn.
Last Game: Went scoreless in seven minutes against Saint Mary's
◀ Rutgers transfer had season highs in points (eight), boards (five) and blocks (two) vs. FDU
◀ Played in all 32 games in 2023-24; averaged 5.8 ppg, 2.2 rpg; 2nd on team in 3-pointers (31)
◀ Totaled seven double-figure efforts, including 25 points against Boston University

Pts.	25, Boston Univ. (11/10/23)
Reb.	6, at Purdue (2/2/24)
Asst.	3, Three Times
Stls.	3, IUU (12/16/23)
Bl.	2, Three Times

JUSTIN BOLIS



	GP/GS	PPG	RPG	APG	SPG	FG%	3PT%	FT%
2024-25	0/0	0.0	0.0	0.0	0.0	.000	.000	.000
B1G	0/0	0.0	0.0	0.0	0.0	.000	.000	.000
Career	0/0	0.0	0.0	0.0	0.0	.000	.000	.000

F / 6-8 / 225 / So. / Lincoln, Neb.
Last Game: Did not play vs. Saint Mary's
◀ Walk-on who played at Southeast (Neb.) CC last year, averaging 15.8 ppg and 8.7 rpg
◀ Totaled 11 double-doubles in 2023-24, including 21 points & 15 rebounds vs North Iowa Area CC
◀ Played at Lincoln High for Coach Dan Noble and was named to Heartland Athletic Conf. team

Pts.	N/A
Reb.	N/A
Asst.	N/A
Stls.	N/A
Bl.	N/A

ANDREW MORGAN



	GP/GS	PPG	RPG	APG	SPG	FG%	3PT%	FT%
2024-25	4/0	7.5	3.8	0.3	0.0	.471	.500	.722
B1G	0/0	0.0	0.0	0.0	0.0	.000	.000	.000
Career	89/59	10.0	4.7	0.9	0.3	.576	.375	.638

F / 6-10 / 242 / Sr. / Waseca, Minn.
Last Game: Reached double figures for second time in 2023-24 with 10 vs. Saint Mary's
◀ North Dakota State transfer who averaged double figures in each of the past two seasons
◀ Second-team All-Summit League in 2023-24, averaging 12.9 ppg on 56 percent shooting
◀ Had a season-high 31 points against Kansas City, one of four 20-point games in 2023-24

Pts.	31, Kansas City (2/8/04)
Reb.	14, Crown (11/20/22)
Asst.	4, Two Times
Stls.	2, Four Times
Bl.	3, at N. Dakota (12/30/22)

ROLLIE WORSTER (RAW-LEE WOOSTER)



	GP/GS	PPG	RPG	APG	SPG	FG%	3PT%	FT%
2024-25	4/4	10.3	4.3	1.8	1.8	.519	.375	.667
B1G	0/0	0.0	0.0	0.0	0.0	.000	.000	.000
Career	107/105	8.7	4.6	4.0	1.0	.413	.295	.770

G / 6-5 / 220 / Sr. / Missoula, Mont.
Last Game: Finished with 10 points and three boards vs. Saint Mary's
◀ Utah transfer who started 76 of 77 games in three seasons and 25 times at Utah St. in 2020-21
◀ Averaged 9.9 ppg, 5.5 apg and 4.9 rpg in 2023-24, led Pac-12 in ast.-to-TO before injury in Jan.
◀ Ranked 2nd in Pac-12 in Asst-to-TO (2.6-to-1) and was 2nd in Pac-12 in APG (5.2) in conf. play

Pts.	19, Two Times
Reb.	11, Arizona (12/1/22)
Asst.	10, Four Times
Stls.	6, E. Wash (11/6/23)
Bl.	2, Oregon St. (2/3/22)

NICK JANOWSKI



	GP/GS	PPG	RPG	APG	SPG	FG%	3PT%	FT%
2024-25	0/0	0.0	0.0	0.0	0.0	.000	.000	.000
B1G	0/0	0.0	0.0	0.0	0.0	.000	.000	.000
Career	0/0	0.0	0.0	0.0	0.0	.000	.000	.000

G / 6-4 / 208 / Fr. / Pewaukee, Wis.
Last Game: Did not play vs. Saint Mary's
◀ Totaled 2,297 career points en route to winning three state titles at Pewaukee High School
◀ Averaged 30.8 ppg, 8.2 rpg, and 4.4 apg as a senior in earning first-team all-state honors
◀ Top-150 recruit whose teams went a combined 106-14 during his four-year career

Pts.	N/A
Reb.	N/A
Asst.	N/A
Stls.	N/A
Bl.	N/A

CALE JACOBSEN



	GP/GS	PPG	RPG	APG	SPG	FG%	3PT%	FT%
2024-25	1/0	2.0	4.0	2.0	1.0	.500	.000	.000
B1G	0/0	0.0	0.0	0.0	0.0	.000	.000	.000
Career	21/0	0.8	0.3	0.3	0.1	.500	.250	.500

G / 6-4 / 200 / So. / Ashland, Neb.
Last Game: Did not play vs. Saint Mary's
◀ Third-year walk-on who had career-highs in rebounds (four), assists (two) and steals (one) vs. FDU
◀ Played in 20 games as a redshirt freshman in 2023-24, primarily in situational roles
◀ Averaged 17.9 ppg, 6.1 apg, 5.8 rpg as a senior in leading Ashland-Greenwood to a state title

Pts.	4, vs. SCSU (12/29/23)
Reb.	4, vs. FDU (11/13/24)
Asst.	2, vs. FDU (11/13/24)
Stls.	1, Two Times
Bl.	N/A

BRAXTON MEAH (MEE-UH)



	GP/GS	PPG	RPG	APG	SPG	FG%	3PT%	FT%
2024-25	3/3	3.0	3.7	1.0	0.0	.444	.000	.250
B1G	0/0	0.0	0.0	0.0	0.0	.000	.000	.000
Career	121/50	4.8	4.3	0.3	0.2	.718	.000	.549

C / 7-1 / 265 / Sr. / Layton, Utah
Last Game: Grabbed three boards and blocked a shot in 21 minutes vs. Saint Mary's
◀ Fifth-year senior who spent the last two seasons at Washington
◀ Played in 32 games, averaging 5.3 ppg on 77 percent shooting, 5.5 rpg and 0.8 bpg in 2023-24
◀ Pac-12 All-Defensive Team in 2022-23 at Washington, averaging 8.8 ppg, 7.6 rpg and 1.6 bpg

Pts.	21, Stanford (1/12/23)
Reb.	14, Two Times
Asst.	3, Three Times
Stls.	2, Five Times
Bl.	6, Cal Poly (12/13/22)

HENRY BURT



	GP/GS	PPG	RPG	APG	SPG	FG%	3PT%	FT%
2024-25	1/0	2.0	0.0	0.0	0.0	.500	.000	.000
B1G	0/0	0.0	0.0	0.0	0.0	.000	.000	.000
Career	8/0	0.5	0.4	0.0	0.0	.500	.000	.000

NEBRASKA HEAD COACH FRED HOIBERG

NEBRASKA (2019-PRESENT)

- Hired as Nebraska's 28th men's basketball coach on March 30, 2019, a position his grandfather (Jerry Bush) held for nine seasons from 1954 to 1963.
- Named Jim Phalen National Coach of the Year and shared Big Ten Coach-of-the-Year honors (coaches and media) in 2024.
- Coached Nebraska to a third-place finish in the Big Ten in 2023-24, the highest conference finish by NU since 1992-93.
- Guided Nebraska to its first NCAA Tournament appearance since 2014.
- Led Nebraska to its fourth win over a No. 1 team in school history and first time since 1982 (1/9/24 vs. No. 1 Purdue).
- Is the only coach in school history with two road wins against top-10 teams (2021-22 at No. 10 Wisconsin; 2022-23 at No. 7 Creighton).
- Guided Nebraska to three consecutive road wins over ranked opponents (No. 23 Ohio State and No. 10 Wisconsin in 2021-22 and No. 7 Creighton in 2022-23) for the first time in school history.
- Had NBA Draft Picks in both 2021 (Dalano Banton) and 2022 (Bryce McGowens) and has produced 12 players who have reached the NBA.

CHICAGO BULLS (2015-18)

- Coached the Chicago Bulls for three-plus seasons, posting a 115-155 record.
- Became just the fifth coach in franchise history to post a winning record in his debut season.
- Took the Bulls to the 2017 NBA Playoffs where they won the first two games against the top-seeded Boston Celtics, as the Bulls were the first No. 8 seed to take a 2-0 lead against a No. 1 seed since 1993.
- Was the fifth coach in NBA history to have each of his first two career playoff victories come on the road.

IOWA STATE (2010-15)

- Served as head coach at his alma mater for five seasons, posting a 115-56 record, which is the top winning percentage in school history (.673).
- Led the Cyclones to four straight NCAA Tournament appearances - a program record - while his 115 wins were the most in a five-year stretch in school history.
- Guided Iowa State to back-to-back Big 12 Tournament titles in 2014 and 2015.
- Produced four All-Americans, 12 All-Big 12 honorees and 10 players who played in the NBA.
- Named Big 12 Coach of the Year in 2012, as the Cyclones went from three conference wins to 12 in one season.
- Won 28 games and reached the NCAA Sweet 16 in 2014.
- Led the Big 12 in scoring offense in two of his last four seasons and topped the conference in 3-pointers four times in five years.

MINNESOTA TIMBERWOLVES (2005-10)

- Served as Vice President of Basketball Operations in 2009-10, overseeing the day-to-day operations of basketball programs including college and pro scouting, salary cap management and NBA Draft preparations.
- Was the Assistant General Manager for three seasons, helping the Timberwolves orchestrate a draft-day trade for five-time all-star Kevin Love in 2008.

AS AN NBA PLAYER (1995-2005)

- Spent 10 years in the NBA with the Indiana Pacers (four seasons), Chicago Bulls (four seasons) and Minnesota Timberwolves (two seasons) after being selected in the second round of the 1995 NBA Draft.
- Was a member of three NBA Playoff Teams, including a Timberwolves team that reached the 2004 Western Conference Finals.
- Shot 40 percent from 3-point range during his career and led the NBA in 3-point shooting in his final season (48.3, 2004-05).
- Ended his NBA career abruptly at the age of 33 after undergoing open-heart surgery to repair an aneurysm in his aortic root.

AS A PLAYER AT IOWA STATE (1991-95)

- Started all four seasons at Iowa State, averaging 15.8 points, 6.9 rebounds, 2.8 assists and 1.6 steals per game in his collegiate career.
- His No. 32 was retired by Iowa State in 1997 and Hoiberg is a member of the Iowa State Hall of Fame.
- Garnered third-team All-America honors as a senior in 1994-95, averaging 19.9 points per game to help the Cyclones win a then-school-record 23 games and was named Big Eight Co-Male Athlete of the Year in 1995.
- Two-time Academic All-American who was inducted into the CSC Academic Hall of Fame in 2016.



FRED HOIBERG'S COLLEGIATE COACHING RECORD

Year	School	Overall Record	Pct.	Conf. Record	Pct.	Conf. Finish	Postseason
2010-11	Iowa State	16-16	.500	3-13	.188	12th	None
2011-12	Iowa State	23-11	.676	12-6	.677	T-3rd	NCAA Third Round
2012-13	Iowa State	23-12	.657	11-7	.611	T-4th	NCAA Third Round
2013-14	Iowa State	28-8	.778	11-7	.611	T-3rd	NCAA Sweet 16
2014-15	Iowa State	25-9	.735	12-6	.677	T-2nd	NCAA Second Round
2019-20	Nebraska	7-25	.219	2-18	.100	14th	None
2020-21	Nebraska	7-20	.259	3-16	.158	14th	None
2021-22	Nebraska	10-22	.313	4-16	.200	T-13th	None
2022-23	Nebraska	16-16	.500	9-11	.450	T-11th	None
2023-24	Nebraska	23-11	.667	12-8	.600	T-3rd	NCAA First Round
2024-25	Nebraska	3-1	.750	0-0	.000	-	-
Totals	10+ Seasons	181-150	.545	79-108	.422		

2024-25 RADIO/TV ROSTER



0 | CONNOR
ESSEGIAN
Jr. | G | 6-4 | 190




1 | SAM
HOIBERG
Jr. | G | 6-0 | 185



2 | AHRON
ULIS
Sr. | G | 6-3 | 190



3 | BRICE
WILLIAMS
Sr. | G | 6-7 | 214



4 | JUWAN
GARY
Sr. | F | 6-6 | 226



5 | BRADEN
FRAGER
Fr. | F | 6-7 | 220



8 | JEFFREY
GRACE III
Jr. | G | 6-3 | 200



9 | BERKE
BÜYÜKTUNCEL
So. | F | 6-10 | 244




12 | GAVIN
GRIFFITHS
So. | G | 6-7 | 193



20 | JUSTIN
BOLIS
So. | F | 6-8 | 225




23 | ANDREW
MORGAN
Sr. | F | 6-10 | 242



24 | ROLLIE
WORSTER
Sr. | G | 6-5 | 210



25 | NICK
JANOWSKI
Fr. | G | 6-4 | 208



31 | CALE
JACOBSEN
So. | G | 6-4 | 195



34 | BRAXTON
MEAH
Sr. | C | 7-1 | 265



35 | HENRY
BURT
So. | F | 6-7 | 222



51 | RIENK
MAST
Sr. | F | 6-10 | 260



FRED HOIBERG
Head Coach



ADAM HOWARD
Assistant Coach



NATE LOENSER
Assistant Coach



ERNE ZEIGLER
Assistant Coach



KURT JOSEPH
Director of Men's
Basketball Strength &
Conditioning



LUCA VIRGILIO
Director of Basketball
Strategies & Business
Operations



EMMANUEL
TOMMY
Director of Player
Development



MICHAEL BANIA
Video
Coordinator



PADYN BORDERS
Recruiting
Coordinator



SHERYL BURBACH
Assistant Director of
Basketball Operations



ANDREW MCCABE
Athletic Trainer



PAT NORRIS
Equipment Manager




JAKE BLATTNER
Performance
Nutrition Coordinator



MATT THOME
NAPL Director



NIHILO IBARRA
Graduate Manager



JUSTIN MOORE
Graduate Manager



JOSIAH ALLICK
Graduate Manager



TRISTON SIMPSON
Graduate Manager



2024-25 Roster Page

THE LAST TIME...

Nebraska Team

Ranked in the top 5 (AP Poll) Never Happened
 Ranked in the top 10 (AP Poll) March 1, 1966
 Ranked in the top 20 (AP Poll) Jan. 2, 1995
 Ranked in the top 25 (AP Poll) Dec. 31, 2018 (No. 24)
 Ranked in the top 25 (USA Today Coaches Poll) Dec. 31, 2018 (No. 23)

Played AP Poll No. 1 ranked team def. No. 1 Purdue (88-72), 1/9/2024
 Defeated AP Poll No. 1 ranked team def. No. 1 Purdue (88-72), 1/9/2024
 Played AP Poll No. 2 ranked team lost at No. 2 Michigan (47-62), 1/9/13
 Defeated AP Poll No. 2 ranked team vs. No. 2 Oklahoma State (85-69), 2/5/1992
 Played Team Ranked 1-5 by AP def. No. 1 Purdue (88-72), 1/9/2024
 Defeated Team Ranked 1-5 by AP def. No. 1 Purdue (88-72), 1/9/2024
 Played Team Ranked 6-10 by AP won vs. No. 6 Wisconsin (80-72, OT), 2/1/2023
 Defeated Team Ranked 6-10 by AP vs. No. 6 Wisconsin (80-72, OT), 2/1/2023
 Defeated Team Ranked 11-25 by AP at No. 23 Ohio State (78-70), 3/1/2022
 Defeated Team Ranked 1-10 by AP on Road at No. 7 Creighton (63-53), 12/4/2022
 Defeated Ranked Team by AP on Road at No. 7 Creighton (63-53), 12/4/2022

Scored 100 or more points 100; at NC State, 12/1/2021
 Scored 90 or more points 93; vs. Indiana (BTT), 3/15/2024
 Scored 80 or more points 86; vs. FDU, 11/13/2024
 Scored less than 50 points 48; Wisconsin, 2/10/2021
 Scored less than 40 points 38; at Oregon, 12/15/2012
 Shot 75% from the field750, vs. Nebraska-Omaha (42-56), 1/25/1988 \$
 Shot 70% from the field723; vs. UNC Wilmington (34-47), 12/5/1997
 Shot 60% from the field628; vs. Northwestern (27-43), 2/3/2015

Made 50 or more free throws Never Happened
 Made 40 or more free throws 43; vs. Texas (43-59), 1/3/1996 - \$
 Made 30 or more free throws 37; vs. UTSA (37-50), 12/20/2017
 Made 25 or more free throws 25; vs. Saint Mary's (25-29), 11/17/2024
 Attempted 60 or more free throws 60; vs. Kansas State (36-60), 1/11/1954 - \$
 Attempted 50 or more free throws 50; vs. UTSA (37-50), 12/20/2017
 Attempted 40 or more free throws 50; vs. UTSA (37-50), 12/20/2017
 Attempted 30 or more free throws 35; vs. UTRGV (25-35), 11/4/2024
 Shot 100% from the foul line (min 10 att.) 1.000; at Illinois (14-14), 2/4/2024
 Shot 95% from the foul line (min 10 att.) 1.000; at Illinois (14-14), 2/4/2024
 Shot 90% from the foul line (min 10 att.)917; vs. Texas A&M (NCAA) (22-24), 3/22/2024
 Shot 90% from the foul line (min 20 att.)917; vs. Texas A&M (NCAA) (22-24), 3/22/2024

Made 20 or more 3-pointers Never Happened
 Made 15 or more 3-pointers 15; Kennesaw State (15-29), 12/22/2021
 Made 10 or more 3-pointers 14; vs. Indiana (14-32), 3/15/2024
 Made 0 3-pointers 0; vs. Jacksonville State (0-5), 12/18/2012
 Held Opponent to 0 3-pointers 0; Southeastern Louisiana, 11/22/2015
 Attempted 40 or more 3-pointers 41; vs. Nevada (9-41), 11/26/2020 \$
 Attempted 30 or more 3-pointers 32; vs. Indiana (BTT) (14-32), 3/15/2024
 Attempted 20 or more 3-pointers 26; vs. FDU (7-28), 11/13/2024
 Shot 75% from 3-point range (min. 10 att.)750; vs. UT-Pan American (9-12), 12/2/2009 - \$
 Shot 60% from 3-point range (min. 20 att.)609; Purdue (14-23), 1/9/24
 Shot 60% from 3-point range (min. 10 att.)609; Purdue (14-23), 1/9/24
 Shot 50% from 3-point range (min. 20 att.)538 vs. Ohio State (14-26), 1/23/2024
 Shot 50% from 3-point range (min. 10 att.)538 vs. Ohio State (14-26), 1/23/2024

Had 60 or more rebounds 60; vs. Oral Roberts, 12/22/1999
 Had 50 or more rebounds 50; South Carolina State, 12/29/2023

Had 30 or more assists 35, vs. Northeastern Illinois, 12/21/1994
 Had 25 or more assists 25; vs. Doane, 12/17/2020
 Had 20 or more assists 20; vs. Indiana (BTT), 3/15/2024
 Had 15 or more assists 15; vs. Texas A&M (NCAA), 3/22/2024

Had 20 or more steals 23, vs. Texas Tech, 3/4/1999 - \$
 Had 15 or more steals 15; Indiana, 1/3/2024
 Had 10 or more steals 10; FDU, 11/13/2024

Had 15 or more blocked shots 15, vs. Coppin State, Dec. 6, 1996 - \$
 Had 10 or more blocked shots 14; at Northwestern, 1/2/2018

Had 30 or more turnovers 31, at Creighton, 12/11/2005
 Had 20 or more turnovers 20; South Carolina State, 12/29/2023
 Had 5 or less turnovers 2; vs. Duquesne, 11/22/2023 - #

Nebraska Player...

Had 20 or more points: 28, Brice Williams vs. Saint Mary's, 11/17/2024
 Had 25 or more points: 28, Brice Williams vs. Saint Mary's, 11/17/2024
 Had 30 or more points: 30; Keisei Tominaga Michigan, 3/10/2024
 Had 40 or more points: 41; Teddy Allen vs. Penn State, 2/23/2021
 Had 20 or more points in a half: 23; Keisei Tominaga Michigan, 3/10/2024

Had No Player in Double Figures: vs. Ohio State, 1/21/2012
 Had Five Players with 10 or more points Northwestern, 1/20/2024
 Allick (15); Tominaga (14); Williams (12); Wilcher (10); Lawrence (10)
 Had Six Players with 10 or more points North Dakota, 12/20/2023
 Wilcher (16); Lawrence (14); Tominaga (14); Williams (12); Gary (12); Allick (10)
 Two Huskers with 20 or more points, same game: vs. Texas A&M (NCAA), 3/22/2024
 Brice Williams (24); Keisei Tominaga (21)
 Two Huskers with 25 or more points, same game: vs. Western Illinois, 11/9/21
 Alonzo Verge Jr. (26), Bryce McGowens (25)
 Three Huskers with 20 or more points, same game: Iowa, 3/10/2019
 James Palmer Jr. (30), Glynn Watson Jr. (23), Isaiah Roby (23)
 Two Huskers with 30 or more points, same game: vs. Oregon, 11/25/1995
 Tyronn Lue (30) & Jaron Boone (30) - only time in school history

Had 10 or more rebounds: 11; Josiah Allick vs. Texas A&M (NCAA), 3/22/24
 Had 15 or more rebounds: 18; Juwan Gary at Kansas State, 12/17/2023
 Had 20 or more rebounds: 21, Kimani Ffriend vs. Oral Roberts, 12/22/1999
 Had 25 or more rebounds: 26, Bill Johnson vs. Iowa State, 1/4/1954 - \$
 Two Huskers with 10 or more rebounds, same game: at Kansas State, 12/17/2023
 (Juwan Gary-18; Rienk Mast-12)
 Three Huskers with 10 or more rebounds, same game: vs. Texas Tech, 1/19/2000
 (Steffon Bradford 16; Kimani Ffriend 12; Louis Truscott 11)

Had 5 or more 3-pointers: 5; Keisei Tominaga vs. Texas A&M (NCAA) (5-11), 3/22/2024
 Had 6 or more 3-pointers: 6; Rienk Mast vs. Ohio State (6-8), 1/23/2024
 Had 7 or more 3-pointers: 7; Kobe Webster at Northwestern (7-12), 3/7/2021
 Had 8 or more 3-pointers: 8; Cary Cochran, vs. Baylor (8-13), 2/27/2002 - \$

Had 5 or more assists: 5; Juwan Gary vs. FDU, 11/13/2024
 Had 10 or more assists: 11; Alonzo Verge Jr. at Ohio State, 3/1/2022
 Had 15 or more assists: 15; Charles Richardson vs. Rutgers, 12/2/2006
 Had 18 or more assists: 18; Brian Carr, at Evansville, 1/3/1985 - \$

Had 5 or more blocked shots: 5; Isaiah Roby vs. Northwestern, 2/16/2019
 Had 6 or more blocked shots: 6; Isaiah Roby vs. Eastern Illinois, 11/11/2017
 Had 7 or more blocked shots: 7; John Turek vs. Colorado, 3/2/2005
 Had 9 or more blocked shots: 9; Mikki Moore vs. Coppin State, 12/6/1996 - \$
 Had 10 or more blocked shots: Never Happened

Had 5 or more steals: 5; Juwan Gary vs. Bethune-Cookman, 11/19/2024
 Had 6 or more steals: 6; Glynn Watson Jr. vs. Long Beach State, 11/26/2017
 Had 7 or more steals: 7; Brandon Richardson at Ohio State, 1/3/2012
 Had 8 or more steals: 8, Cookie Belcher vs. Oklahoma St., 2/7/2001 - \$
 Had 10 or more steals: Never Happened

Had Triple-Double (Points/Rebounds/Assists): Dalano Banton vs. Doane, 12/17/2020, 13/11/10
 Had Double-Double (Points/Assists): Alonzo Verge Jr. at NC State (25/11), 12/1/2021
 Had Double-Double (Points/Rebounds): Josiah Allick (14 pts./11 reb.) vs. Texas A&M (NCAA), 3/22/2024
 Had Double-Double (Points/Steals): Never Happened
 Had Double-Double (Points/Blocks): Never Happened
 Had Two Players with Double-Doubles: Josiah Allick (10 pts./12 reb.) and Juwan Gary (15 pts./11 reb.) vs. Rutgers, 3/3/2024

\$ - School Record - # - Tied School record

As of 11/18/2024

2024-25 GAME BY GAME															
Team	FG-FGA	Pct.	3FG-3FGA	Pct.	FT-FTA	Pct.	O-D	Reb.	PF	A	TO	B	S	Pts.	W/L
UTRGV at Nebraska	24-62	.387	13-41	.317	6-9	.667	9-23	32	27	11	20	0	4	67	
	28-57	.491	6-19	.316	25-35	.714	11-31	42	15	11	13	2	9	87	W
Bethune-Cookman at Nebraska	22-62	.355	9-26	.346	5-7	.714	12-27	39	23	11	22	5	5	58	
	19-55	.345	4-22	.182	21-26	.808	13-28	41	14	11	18	4	11	63	W
FDU at Nebraska	23-57	.404	7-23	.304	7-11	.636	7-24	31	21	12	17	3	6	60	
	28-65	.431	7-28	.250	23-28	.821	14-29	43	15	20	8	6	10	86	W
Saint Mary's vs. Nebraska	21-61	.426	11-23	.478	14-25	.560	17-14	31	21	14	9	3	12	77	
	22-49	.449	5-17	.294	25-29	.862	13-21	34	19	8	15	6	6	74	L

GAME BY GAME STARTERS

Opponent	Date	Result	Guard	Guard	Guard/Forward	Forward	Forward
UTRGV	11/4	W, 87-67	Worster	Williams	Gary	Büyüktuncel	Meah
Bethune-Cookman	11/9	W, 63-58	Worster	Williams	Gary	Büyüktuncel	Meah
FDU	11/13	W, 86-60	Worster	Williams	Essegian	Gary	Büyüktuncel
vs. Saint Mary's	11/17	L, 74-77	Worster	Williams	Gary	Büyüktuncel	Meah

2024-25 SUPERLATIVES

NEBRASKA TEAM GAME HIGHS

POINTS	87	UTRGV (11/04/24)
	86	FDU (11/13/24)
	74	vs Saint Mary's (CA) (11/17/24)
	63	BETHUNE-COOKMAN (11/09/24)
FIELD GOALS MADE	28	FDU (11/13/24)
	28	UTRGV (11/04/24)
FIELD GOAL ATTEMPTS	65	FDU (11/13/24)
	57	UTRGV (11/04/24)
FIELD GOAL PERCENTAGE	.491 (28-57)	UTRGV (11/04/24)
	.449 (22-49)	vs Saint Mary's (CA) (11/17/24)
3 PT FIELD GOALS MADE	7	FDU (11/13/24)
	6	UTRGV (11/04/24)
3 PT FG ATTEMPTS	28	FDU (11/13/24)
	22	BETHUNE-COOKMAN (11/09/24)
3 PT FG PERCENTAGE	.316 (6-19)	UTRGV (11/04/24)
	.294 (5-17)	vs Saint Mary's (CA) (11/17/24)
FREE THROWS MADE	25	vs Saint Mary's (CA) (11/17/24)
	25	UTRGV (11/04/24)
FREE THROW ATTEMPTS	35	UTRGV (11/04/24)
	29	vs Saint Mary's (CA) (11/17/24)
FREE THROW PERCENTAGE	.862 (25-29)	vs Saint Mary's (CA) (11/17/24)
	.821 (23-28)	FDU (11/13/24)
REBOUNDS	43	FDU (11/13/24)
	42	UTRGV (11/04/24)
ASSISTS	20	FDU (11/13/24)
	11	BETHUNE-COOKMAN (11/09/24)
STEALS	11	UTRGV (11/04/24)
	11	BETHUNE-COOKMAN (11/09/24)
BLOCKED SHOTS	10	FDU (11/13/24)
	6	vs Saint Mary's (CA) (11/17/24)
TURNOVERS	6	FDU (11/13/24)
	18	BETHUNE-COOKMAN (11/09/24)
FOULS	15	vs Saint Mary's (CA) (11/17/24)
	15	FDU (11/13/24)
	15	UTRGV (11/04/24)

OPPONENT TEAM GAME HIGHS

POINTS	77	vs Saint Mary's (CA) (11/17/24)
	67	UTRGV (11/04/24)
	60	FDU (11/13/24)
	58	BETHUNE-COOKMAN (11/09/24)
FIELD GOALS MADE	26	vs Saint Mary's (CA) (11/17/24)
	24	UTRGV (11/04/24)
FIELD GOAL ATTEMPTS	62	BETHUNE-COOKMAN (11/09/24)
	62	UTRGV (11/04/24)
FIELD GOAL PERCENTAGE	.426 (26-61)	vs Saint Mary's (CA) (11/17/24)
	.404 (23-57)	FDU (11/13/24)
3 PT FIELD GOALS MADE	13	UTRGV (11/04/24)
	11	vs Saint Mary's (CA) (11/17/24)
3 PT FG ATTEMPTS	41	UTRGV (11/04/24)
	26	BETHUNE-COOKMAN (11/09/24)
3 PT FG PERCENTAGE	.478 (11-23)	vs Saint Mary's (CA) (11/17/24)
	.346 (9-26)	BETHUNE-COOKMAN (11/09/24)
FREE THROWS MADE	14	vs Saint Mary's (CA) (11/17/24)
	7	FDU (11/13/24)
FREE THROW ATTEMPTS	25	vs Saint Mary's (CA) (11/17/24)
	11	FDU (11/13/24)
FREE THROW PERCENTAGE	.714 (5-7)	BETHUNE-COOKMAN (11/09/24)
	.667 (6-9)	UTRGV (11/04/24)
REBOUNDS	39	BETHUNE-COOKMAN (11/09/24)
	32	UTRGV (11/04/24)
ASSISTS	14	vs Saint Mary's (CA) (11/17/24)
	12	FDU (11/13/24)
STEALS	12	vs Saint Mary's (CA) (11/17/24)
	6	FDU (11/13/24)
BLOCKED SHOTS	5	BETHUNE-COOKMAN (11/09/24)
	3	vs Saint Mary's (CA) (11/17/24)
TURNOVERS	3	FDU (11/13/24)
	22	BETHUNE-COOKMAN (11/09/24)
FOULS	20	UTRGV (11/04/24)
	27	UTRGV (11/04/24)
	23	BETHUNE-COOKMAN (11/09/24)

NEBRASKA TEAM GAME LOWS

POINTS	63	BETHUNE-COOKMAN (11/09/24)
	74	vs Saint Mary's (CA) (11/17/24)
	86	FDU (11/13/24)
	87	UTRGV (11/04/24)
FIELD GOALS MADE	19	BETHUNE-COOKMAN (11/09/24)
	22	vs Saint Mary's (CA) (11/17/24)
FIELD GOAL ATTEMPTS	49	vs Saint Mary's (CA) (11/17/24)
	55	BETHUNE-COOKMAN (11/09/24)
FIELD GOAL PERCENTAGE	.345 (19-55)	BETHUNE-COOKMAN (11/09/24)
	.431 (28-65)	FDU (11/13/24)
3 PT FIELD GOALS MADE	4	BETHUNE-COOKMAN (11/09/24)
	5	vs Saint Mary's (CA) (11/17/24)
3 PT FG ATTEMPTS	17	vs Saint Mary's (CA) (11/17/24)
	19	UTRGV (11/04/24)
3 PT FG PERCENTAGE	.182 (4-22)	BETHUNE-COOKMAN (11/09/24)
	.250 (7-28)	FDU (11/13/24)
FREE THROWS MADE	21	BETHUNE-COOKMAN (11/09/24)
	23	FDU (11/13/24)
FREE THROW ATTEMPTS	26	BETHUNE-COOKMAN (11/09/24)
	28	FDU (11/13/24)
FREE THROW PERCENTAGE	.714 (25-35)	UTRGV (11/04/24)
	.808 (21-26)	BETHUNE-COOKMAN (11/09/24)
REBOUNDS	34	vs Saint Mary's (CA) (11/17/24)
	41	BETHUNE-COOKMAN (11/09/24)
ASSISTS	8	vs Saint Mary's (CA) (11/17/24)
	11	UTRGV (11/04/24)
STEALS	11	BETHUNE-COOKMAN (11/09/24)
	6	vs Saint Mary's (CA) (11/17/24)
BLOCKED SHOTS	9	UTRGV (11/04/24)
	2	UTRGV (11/04/24)
TURNOVERS	4	BETHUNE-COOKMAN (11/09/24)
	8	FDU (11/13/24)
FOULS	13	UTRGV (11/04/24)
	14	BETHUNE-COOKMAN (11/09/24)
	15	UTRGV (11/04/24)
	15	FDU (11/13/24)

OPPONENT TEAM GAME LOWS

POINTS	58	BETHUNE-COOKMAN (11/09/24)
	60	FDU (11/13/24)
	67	UTRGV (11/04/24)
	77	vs Saint Mary's (CA) (11/17/24)
FIELD GOALS MADE	22	BETHUNE-COOKMAN (11/09/24)
	23	FDU (11/13/24)
FIELD GOAL ATTEMPTS	57	FDU (11/13/24)
	61	vs Saint Mary's (CA) (11/17/24)
FIELD GOAL PERCENTAGE	.355 (22-62)	BETHUNE-COOKMAN (11/09/24)
	.387 (24-62)	UTRGV (11/04/24)
3 PT FIELD GOALS MADE	7	FDU (11/13/24)
	9	BETHUNE-COOKMAN (11/09/24)
3 PT FG ATTEMPTS	23	FDU (11/13/24)
	23	vs Saint Mary's (CA) (11/17/24)
3 PT FG PERCENTAGE	.304 (7-23)	FDU (11/13/24)
	.317 (13-41)	UTRGV (11/04/24)
FREE THROWS MADE	5	BETHUNE-COOKMAN (11/09/24)
	6	UTRGV (11/04/24)
FREE THROW ATTEMPTS	7	BETHUNE-COOKMAN (11/09/24)
	9	UTRGV (11/04/24)
FREE THROW PERCENTAGE	.560 (14-25)	vs Saint Mary's (CA) (11/17/24)
	.636 (7-11)	FDU (11/13/24)
REBOUNDS	31	FDU (11/13/24)
	31	vs Saint Mary's (CA) (11/17/24)
ASSISTS	11	UTRGV (11/04/24)
	11	BETHUNE-COOKMAN (11/09/24)
STEALS	4	UTRGV (11/04/24)
	5	BETHUNE-COOKMAN (11/09/24)
BLOCKED SHOTS	0	UTRGV (11/04/24)
	3	FDU (11/13/24)
TURNOVERS	3	vs Saint Mary's (CA) (11/17/24)
	9	vs Saint Mary's (CA) (11/17/24)
FOULS	17	FDU (11/13/24)
	21	FDU (11/13/24)
	21	vs Saint Mary's (CA) (11/17/24)

2024-25 SUPERLATIVES

WON/LOSS MARGIN

	1	2	3	4	5	6	7	8	9	10	11	12	13	14	15	16	17	18	19	20	+20
Husker Wins	0	0	0	0	1	0	0	0	0	0	0	0	0	0	0	0	0	0	0	1	1
Husker Losses	0	0	1	0	0	0	0	0	0	0	0	0	0	0	0	0	0	0	0	0	0

2024-25 INDIVIDUAL GAME HIGHS

Points	28	Williams,Brice vs Saint Mary's (CA) (11/17/24)
	27	Williams,Brice vs UTRGV (11/04/24)
	19	Gary,Juwan vs FDU (11/13/24)
	18	Worster,Rollie vs UTRGV (11/04/24)
	15	Buyuktuncel,Berke vs Saint Mary's (CA) (11/17/24)
Field Goals Made	8	Williams,Brice vs Saint Mary's (CA) (11/17/24)
	8	Williams,Brice vs UTRGV (11/04/24)
Field Goal Att.	18	Williams,Brice vs UTRGV (11/04/24)
	12	Williams,Brice vs Saint Mary's (CA) (11/17/24)
FG Pct (min 5 made)	.857 (6-7)	Worster,Rollie vs UTRGV (11/04/24)
	.714 (5-7)	Buyuktuncel,Berke vs Saint Mary's (CA) (11/17/24)
3-Point FG Made	3	Essegian,Connor vs UTRGV (11/04/24)
	2	Essegian,Connor vs Saint Mary's (CA) (11/17/24)
	2	Gary,Juwan vs FDU (11/13/24)
	2	Essegian,Connor vs FDU (11/13/24)
	2	Griffiths,Gavin vs FDU (11/13/24)
	2	Williams,Brice vs Bethune-Cookman (11/09/24)
3-Point FG Att.	7	Essegian,Connor vs FDU (11/13/24)
	6	Essegian,Connor vs Saint Mary's (CA) (11/17/24)
	6	Griffiths,Gavin vs FDU (11/13/24)
	6	Williams,Brice vs UTRGV (11/04/24)
3-Pt FG Pct (min 2 made)	.750 (3-4)	Essegian,Connor vs UTRGV (11/04/24)
	.500 (2-4)	Williams,Brice vs Bethune-Cookman (11/09/24)
Free Throws Made	11	Williams,Brice vs Saint Mary's (CA) (11/17/24)
	10	Williams,Brice vs UTRGV (11/04/24)
Free Throw Att.	11	Williams,Brice vs Saint Mary's (CA) (11/17/24)
	11	Williams,Brice vs UTRGV (11/04/24)
FT Pct (min 3 made)	1.000 (11-11)	Williams,Brice vs Saint Mary's (CA) (11/17/24)
	1.000 (4-4)	Essegian,Connor vs Bethune-Cookman (11/09/24)
	1.000 (4-4)	Gary,Juwan vs UTRGV (11/04/24)
Rebounds	9	Gary,Juwan vs Bethune-Cookman (11/09/24)
	9	Worster,Rollie vs UTRGV (11/04/24)
Assists	5	Gary,Juwan vs FDU (11/13/24)
	3	Hoiberg,Sam vs FDU (11/13/24)
	3	Ulis,Ahron vs FDU (11/13/24)
	3	Buyuktuncel,Berke vs FDU (11/13/24)
	3	Griffiths,Gavin vs Bethune-Cookman (11/09/24)
	3	Worster,Rollie vs UTRGV (11/04/24)
Steals	5	Gary,Juwan vs Bethune-Cookman (11/09/24)
	4	Worster,Rollie vs UTRGV (11/04/24)
Blocked Shots	3	Buyuktuncel,Berke vs Saint Mary's (CA) (11/17/24)
	2	Gary,Juwan vs FDU (11/13/24)
	2	Griffiths,Gavin vs FDU (11/13/24)
	2	Buyuktuncel,Berke vs Bethune-Cookman (11/09/24)
Turnovers	6	Williams,Brice vs Bethune-Cookman (11/09/24)
	5	Worster,Rollie vs Bethune-Cookman (11/09/24)
Fouls	4	Williams,Brice vs Saint Mary's (CA) (11/17/24)
Minutes	31	Gary,Juwan vs Bethune-Cookman (11/09/24)
	30	Worster,Rollie vs UTRGV (11/04/24)
	29	Gary,Juwan vs FDU (11/13/24)
	27	Gary,Juwan vs Saint Mary's (CA) (11/17/24)
	27	Williams,Brice vs Saint Mary's (CA) (11/17/24)
	27	Williams,Brice vs UTRGV (11/04/24)

2024-25 OPPONENT INDIVIDUAL GAME HIGHS

Points	23	Mikey Lewis vs Saint Mary's (CA) (11/17/24)
	23	Terrence Brown vs FDU (11/13/24)
	16	Paulius Murauskas vs Saint Mary's (CA) (11/17/24)
	15	Luke Barrett vs Saint Mary's (CA) (11/17/24)
	14	K.T. Raimey vs UTRGV (11/04/24)
Field Goals Made	9	Terrence Brown vs FDU (11/13/24)
	8	Mikey Lewis vs Saint Mary's (CA) (11/17/24)
Field Goal Att.	18	Terrence Brown vs FDU (11/13/24)
	16	Paulius Murauskas vs Saint Mary's (CA) (11/17/24)
FG Pct (min 5 made)	.571 (8-14)	Mikey Lewis vs Saint Mary's (CA) (11/17/24)
	.556 (5-9)	Luke Barrett vs Saint Mary's (CA) (11/17/24)
3-Point FG Made	5	Mikey Lewis vs Saint Mary's (CA) (11/17/24)
	4	Cliff Davis vs UTRGV (11/04/24)
3-Point FG Att.	10	Cliff Davis vs UTRGV (11/04/24)
	8	Dylan Jones vs FDU (11/13/24)
	8	K.T. Raimey vs UTRGV (11/04/24)
3-Pt FG Pct (min 2 made)	.750 (3-4)	Ahmed Barba-Bey vs FDU (11/13/24)
	.750 (3-4)	Tommy Gankhuyag vs UTRGV (11/04/24)
Free Throws Made	4	Mitchell Saxen vs Saint Mary's (CA) (11/17/24)
	4	Reggie Ward Jr. vs Bethune-Cookman (11/09/24)
Free Throw Att.	8	Mitchell Saxen vs Saint Mary's (CA) (11/17/24)
	5	Reggie Ward Jr. vs Bethune-Cookman (11/09/24)
FT Pct (min 3 made)	.800 (4-5)	Reggie Ward Jr. vs Bethune-Cookman (11/09/24)
	.750 (3-4)	Terrence Brown vs FDU (11/13/24)
Rebounds	12	Mitchell Saxen vs Saint Mary's (CA) (11/17/24)
	8	Terrence Brown vs FDU (11/13/24)
Assists	6	Hasan Abdul Hakim vs UTRGV (11/04/24)
	4	Augustas Marciulioni vs Saint Mary's (CA) (11/17/24)
	4	Jo'el Emanuel vs FDU (11/13/24)
	4	Jesus Carralero Mart vs Bethune-Cookman (11/09/24)
	4	Gianni Hunt vs Bethune-Cookman (11/09/24)
Steals	4	Mikey Lewis vs Saint Mary's (CA) (11/17/24)
	4	Mitchell Saxen vs Saint Mary's (CA) (11/17/24)
Blocked Shots	2	Mitchell Saxen vs Saint Mary's (CA) (11/17/24)
	2	Brayden Reynolds vs FDU (11/13/24)
	2	David Onanina vs Bethune-Cookman (11/09/24)
	2	Jesus Carralero Mart vs Bethune-Cookman (11/09/24)
Turnovers	7	Trey Miller vs UTRGV (11/04/24)
	6	Gianni Hunt vs Bethune-Cookman (11/09/24)
Fouls	5	Augustas Marciulioni vs Saint Mary's (CA) (11/17/24)
	5	Luke Barrett vs Saint Mary's (CA) (11/17/24)
	5	Reggie Ward Jr. vs Bethune-Cookman (11/09/24)

2024-25 HUSKER LINEUPS

No.	Starting Lineup	Record
1.	Büyüktuncel, Gary, Meah, Williams, Worster	2-1
2.	Büyüktuncel, Essegian,Gary, Williams, Worster	1-0

2024-25 GAME RECAPS

					Nebraska Individual Leaders			
Date	Opponent	Result	Record (B1G)	Attend.	Points	Rebounds	Assists	Steals
11/4	UTRGV	W, 87-67	1-0 (0-0)	14,305	Williams (27)	Worster (9)	Worster (3)	Worster (4)
11/9	Bethune-Cookman	W, 63-58	2-0 (0-0)	15,138	Gary (11)	Gary (9)	Griffiths (3)	Gary (5)
11/13	FDU	W, 86-60	3-0 (0-0)	14,473	Gary (19)	Büyüktuncel (7)	Gary (5)	Hoiberg (3)
11/17	vs. Saint Mary's	L, 74-77	3-1 (0-0)	3,241	Williams (28)	Büyüktuncel, Morgan (5)	Gary, Ulis (2)	Büyüktuncel (3)

THE LAST TIME...

Nebraska...	A Nebraska Opponent...
Scored 100 or more points.....100; at NC State, 12/1/21	102; Michigan, 12/7/21
Scored 90 or more points.....91, South Carolina State, 12/29/23	98; vs. Texas A&M (NCAA), 3/22/24
Scored 41 to 50 points.....50; Illinois, 1/10/23	49, Penn State, 2/17/24
Scored 40 or fewer points38; at Oregon, 12/15/12	38; Southwest Minnesota State, 12/28/18
Shot 70% from the field......723; vs. UNC Wilmington 12/5/97 (34-47)	.723; Kansas, 2/2/85 (34-47)
Shot 60% from the field......616; vs. Boston College, 11/30/22 (32-52)	.630; Michigan, 3/5/17 (34-54)
Shot 90% from the free throw line (Min 10 attempts)......917; vs. Texas A&M (NCAA), 3/22/22 (22-24)	1.000; vs. Indiana (BTT), 3/15/24 (13-13)
Made 10, 3-Point Field Goals14; vs. Indiana, 3/15/2024 (14-32)	11, Saint Mary's, 11/17/24 (11-23)
Had 60 rebounds.....60; vs. Oral Roberts, 12/22/99	70; at NC State, 12/1/21
Had 50 rebounds.....50; South Carolina State, 12/29/23	50; at Illinois, 2/4/24
Had 30 assists35, vs. Northeastern Illinois, 12/21/94	30; at Iowa, 1/12/24
Had 15 steals15, Indiana, 1/3/24	16; at Creighton, 12/11/2020
Had 10 blocked shots14; at Northwestern, 1/2/18	11; at NC State, 12/1/21
Had 10 or fewer turnovers8; vs. FDU, 11/13/24	9; vs. Saint Mary's, 11/17/24
Had 20 or more turnovers.....20; South Carolina State, 12/29/23	22; Bethune-Cookman, 11/9/24
Had three players with 20 pointsvs. Iowa, 3/10/19	Texas A&M (NCAA), 3/22/24
.....(Palmer Jr. 27; Watson Jr. 23; Roby 23)	(Taylor IV 25, Obaseki 22, Radford 20)
Had three players with 10 rebounds.....vs. Texas Tech, 1/19/00	at Kansas, 1/9/02
.....(Bradford 16, Ffriend 12, Truscott 11)	(Collision 13, Gooden 12, Simien 10)
Had five players reach double-figure points.....vs. Northwestern, 1/20/24	at Rutgers, 1/17/24
.....(Allick-15; Tominaga-14; Williams-10, Lawrence-10; Wilcher-10)	(Hyatt-17; Mag-16; Omoruyi-14; Simpson-14; Williams-11)
Had a player score 40 points41; Teddy Allen vs. Penn State 2/23/21	40; Terrence Shannon Jr., Illinois, 3/16/2024
Had a player score 30 points30; Keisei Tominaga at Michigan, 3/10/24	40; Terrence Shannon Jr., Illinois, 3/16/2024
Had a player grab 15 rebounds18; Juwan Gary at Kansas State, 12/17/2023	16; Julian Reese, Maryland, 1/27/24
Had a player dish out 10 assists.....12; Alonzo Verge Jr. at Ohio State, 3/1/22	14; Tony Perkins, Iowa, 1/12/24
Had a player collect five steals5; Juwan Gary vs. Bethune-Cookman, 11/9/2024	6; Jamhir Young, at Maryland, 1/28/23
Had a player block five shots.....5; Isaiah Roby vs. Maryland, 2/6/18	7; Zach Edey, Purdue, 12/10/2022
Had a player with a triple double13 pt/11 reb/10 asst.; Dalano Banton vs. Doane, 12/17/20	12 pt/11 reb./10 asst.; Trayce Jackson-Davis, Indiana, 12/7/22

SPECIALITY STATS

MISC. REVIEW

Nebraska Record When:	All (W)	All (L)	H (W)	H (L)	A (W)	A (L)						
Ahead at Halftime	3	0	3	0	0	0	Rebounds are Even	0	0	0	0	0
Behind at Halftime	0	1	0	0	0	1	Committing More TOs than Opp	0	1	0	0	0
Tied at Halftime	0	0	0	0	0	0	Committing Fewer TOs than Opp	3	0	3	0	0
Bench Outscores Opponent's	3	0	3	0	0	0	Turnovers are Even	0	0	0	0	0
Opponent Bench Outscores NU	0	1	0	0	0	1	Leading with 5:00 left	3	0	3	0	0
Bench scoring is even	0	0	0	0	0	0	Trailing with 5:00 left	0	1	0	0	0
Shooting 50% or Better	0	0	0	0	0	0	Tied with 5:00 left	0	0	0	0	0
Shooting Under 50%	3	1	3	0	0	1	In Overtime	0	0	0	0	0
Opp. Shoots 50% or Better	0	0	0	0	0	0	Scoring 80 or more points	2	0	2	0	0
Opp. Shoots Under 50%	3	1	3	0	0	1	Scoring 61 to 79 points	1	1	1	0	0
Outshooting Opponent (pct.)	2	1	2	0	0	1	Scoring 60 or fewer points	0	0	0	0	0
Outshot by Opponent (pct.)	1	0	1	0	0	0	Allowing 80 or more points	0	0	0	0	0
Shooting is even	0	0	0	0	0	0	Allowing 61 to 79 points	1	1	1	0	0
Outrebounding Opponent	3	1	3	0	0	1	Allowing 60 or fewer points	2	0	2	0	0
Outrebounded by Opponent	0	0	0	0	0	0						

MISC. TOTALS

Biggest margin of victory	26, FDU (11/13)	Largest halftime lead surrendered in loss	NA
Biggest margin of defeat	3, vs. Saint Mary's (11/17)	Largest lead at any time	26 FDU (11/13)
Largest deficit overcome in win.....	6, Bethune-Cookman (11/9)	Largest deficit at any time	14, vs. Saint Mary's (11/17)
Largest halftime deficit overcome in win	NA	Largest runs without opponent scoring	12 vs. UTRGV (4:34-2:30, 2nd)
Largest lead surrendered in loss.....	5, vs. Saint Mary's (11/17)	Largest opponent run without NU scoring.....	8 vs. Bethune-Cookman (13:28-9:51, 2nd)
			FDU (16:53-14:01, 2nd)

SPECIALITY STATS

Opponent	NU-Opp Paint	NU-Opp off TO	NU-Opp 2nd Ch.	NU-Opp Bench	Largest Lead	Largest Deficit	Tip	1st Sub(s)
UTRGV	40-18	26-11	10-15	27-23	20 (0:18, 2nd)	2 (9:30, 1st)	W	Essegian, Morgan
Bethune-Cookman	30-24	21-12	11-8	22-18	16 (13:55, 2nd)	6 (14:54, 1st)	L	Essegian
FDU	40-28	28-7	14-11	29-5	26 (0:06, 2nd)	1 (16:55, 1st)	W	Griffiths
Saint Mary's	28-24	11-21	10-13	18-23	5 (15:05, 2nd)	14 (13:28, 1st)	W	Morgan



2024-25 HONORS

CONNOR ESSEGIAN

JUNIOR • GUARD • 6-4 • 190 • FORT WAYNE, IND. • WISCONSIN

- Wisconsin transfer who spent the last two years at Wisconsin, where he played in 68 games, including 19 starts
- Had eight points, including a pair of 3-pointers, in the loss vs. Saint Mary's
- Made his first start of 2024-25 against FDU, finishing with eight points and a pair of rebounds
- Finished with eight points, including 4-of-4 from the foul line in the final 38 seconds, and two boards in 14 minutes against Bethune-Cookman
- Came off the bench in his Husker debut vs. UTRGV with 13 points, four rebounds and two assists, as he had seven straight points in a 12-0 run after UTRGV closed to within 69-65
- Represented Armenia in the 2024 Los Angeles International Cup, the second straight summer he played for Armenia
- Averaged 13.0 points and 5.5 rebounds per game as Armenia won the LA International Cup Title, including 20 points vs. Ireland in title game
- Played in 33 games at UW in 2023-24, averaging 3.2 points per game, as the Badgers went 22-14 & reached the NCAA Tournament.
- Named to Big Ten All-Freshman team in 2022-23, as he played in all 35 games and averaged 11.7 points and 3.7 rebounds per game
- Set a Wisconsin school record for a freshman with 69 3-pointers while he was 10th in the Big Ten in 3-pointers per game and shot nearly 36 percent from beyond the arc
- Totaled 2,526 points at Central Noble High School to finish 10th all-time in the state of Indiana in scoring
- Led Central Noble to state title game as a senior and was a finalist for Mr. Basketball, averaging 26.5 points, 6.4 rebounds and 2.3 assists per game
- Majors in journalism with a emphasis on digital media
- His grandfather's cousin was Chuck Essegian, who played baseball and football at Stanford before playing in the Major Leagues.

CAREER STATS

				Field Goals		3-Point		F-Throws		Rebounds				Scoring							
SEASON	TEAM	GP-GS	MIN/AVG	FG-FGA	FG%	3FG-3FGA	3FG%	FT-FTA	FT%	OFF	DEF	TOT	AVG	PF-FO	A	TO	BLK	STL	PTS	AVG	
2022-23	Wisc	35-19	959/27.4	133-329	.404	69-192	.359	76-86	.884	24	107	131	3.7	60-0	26	36	1	19	411	11.7	
2023-24	Wisc	33-0	242/7.3	37-96	.385	20-66	.303	10-11	.909	2	25	27	0.8	24-0	8	12	0	4	104	3.2	
2024-25	Nebr	4-1	75/18.7	10-26	.385	7-20	.350	10-10	1.000	1	10	11	2.8	5-0	2	5	0	1	37	9.3	
TOTAL FOR Nebr		4-1	75/18.7	10-26	.385	7-20	.350	10-10	1.000	1	10	11	2.8	5-0	2	5	0	1	37	9.3	
TOTAL		72-20	1275/17.7	180-451	.399	96-278	.345	96-107	.897	27	142	169	2.3	89-0	36	53	1	24	552	7.7	

MISC. STATS

Category	2024-25	Career*
10+ Points	1	26
20+ Points	0	2
30+ Points	0	0
40+ Points	0	0
Double-Doubles	0	1
10+ Rebounds	0	1
10+ Assists	0	0
Led NU in Scoring	0	0
Led NU in Reb.	0	0
Led NU in Assists	0	0

*Includes Wisconsin

2024-25 GAME BY GAME

Opponent	Date	GS	MIN	Total		3-Pointers		Free throws		Rebounds				PF	A	TO	BLK	STL	PTS	AVG
				FG-FGA	PCT	3FG-3FGA	PCT	FT-FTA	PCT	OFF	DEF	TOT	AVG							
UTRGV	11/04/2024		23:16	4-5	.800	3-4	.750	2-2	1.000	0	4	4	4.0	1	2	2	0	1	13	13.0
Bethune-Cookman	11/09/2024		14:11	2-6	.333	0-3	.000	4-4	1.000	1	1	2	3.0	1	0	1	0	0	8	10.5
FDU	11/13/2024	*	16:31	2-9	.222	2-7	.286	2-2	1.000	0	2	2	2.7	3	0	1	0	0	8	9.7
vs Saint Mary's (CA)	11/17/2024		21:02	2-6	.333	2-6	.333	2-2	1.000	0	3	3	2.8	0	0	1	0	0	8	9.3
Totals			1 74:60	10-26	.385	7-20	.350	10-10	1.000	1	10	11	2.8	5	2	5	0	1	37	9.3

Player Averages

Games Played	Minutes/game	Points/game	FG Pct	3FG Pct	FT Pct	Rebounds/game	Assists/game	Turnovers/game	Assist/Turnover ratio	Steals/game	Blocks/game
4	18.7	9.3	38.5	35.0	100.0	2.8	0.5	1.3	0.4	0.3	0.0

SEASON/CAREER HIGHS

Points	
Season:	13, UTRGV (11/4/24)
College Career:	24, at Michigan (2/26/23)
Rebounds	
Season:	4, UTRGV (11/4/24)
College Career:	11, at Indiana (1/14/23)
Field Goals	
Season:	4, UTRGV (11/4/24)
College Career:	10, at Michigan (2/26/23)
3-Point Field Goals	
Season:	3, UTRGV (11/4/24)
College Career:	5, Northwestern (2/5/23)
Free Throws	
Season:	4, Bethune-Cookman (11/9/24)
College Career:	10, at Michigan (2/14/23)
Free Throw Attempts	
Season:	4, Bethune-Cookman (11/9/24)
College Career:	9, Two times (last, 3/14/23)
Assists	
Season:	2, UTRGV (11/4/24)
College Career:	3, Two times (last, 12/6/22)
Steals	
Season:	1, UTRGV (11/4/24)
College Career:	2, Two times (last, 11/10/23)
Blocks	
Season:	
College Career:	1, at Minnesota (3/5/23)
Minutes Played	
Season:	23:16, UTRGV (11/4/24)
College Career:	39:15, at Nebraska (2/11/23)



2024-25 HONORS

SAM HOIBERG

JUNIOR • GUARD • 6-0 • 185 • LINCOLN, NEB. • PIUS X

- Third-year performer who provides a spark off the bench and is one of the team leaders
- Totaled two rebounds and a steal against Saint Mary's
- Finished with season highs in rebounds (five), steals (three) and assists (three) in 23 minutes against FDU
- Had two rebounds and three steals in 18 minutes in the win over Bethune-Cookman
- Was scoreless in 12 minutes in the opener vs. UTRGV, as he missed NU's exhibition game after an ankle injury
- Played in all 34 games in 2023-24, averaging 3.4 points, 2.9 rebounds and 1.7 assists per game while posting a team-best 2.5-to-1 assist-to-turnover ratio.
- Tied his career scoring high against Lindenwood in the 2023-24 season opener, matching his career high with 15 points, along with five rebounds and two assists
- Played in 21 contests, including one start, in 2022-23 and was one of NU's top guards off the bench as he averaged 4.1 points per game on 55 percent shooting
- Poured in a career-high 15 points on 6-of-8 shooting in 26 minutes at Maryland on Jan. 27, 2023
- Garnered honorable-mention all-state honors as a senior, averaging 14.9 points, 4.2 rebounds and 3.8 assists at Lincoln Pius X High School in 2020-21, helping the school to an 18-4 record and a berth in the Class A (largest class) state tournament
- Sports communications major who was an academic all-district selection in 2024
- Is the son of NU Head Coach Fred Hoiberg, who played collegiately at Iowa State and in the NBA for a decade, while his oldest brother, Jack, played at both Michigan State (2017-21) and Texas Arlington (2021-22) and works in the San Antonio Spurs organization in the video department

MISC. STATS

Category	2024-25	Career
10+ Points	0	3
20+ Points	0	0
30+ Points	0	0
40+ Points	0	0
Double-Doubles	0	0
10+ Rebounds	0	0
10+ Assists	0	0
Led NU in Scoring	0	1
Led NU in Reb.	0	4
Led NU in Assists	0	4

CAREER STATS

				Field Goals		3-Point		F-Throws		Rebounds											Scoring	
SEASON	TEAM	GP-GS	MIN	AVG	FG-FGA	FG%	3FG-3FGA	3FG%	FT-FTA	FT%	OFF	DEF	TOT	AVG	PF-FO	A	TO	BLK	STL	PTS	AVG	
2022-23	Nebr	21-1	267	12.7	27-49	.551	9-22	.409	23-28	.821	8	30	38	1.8	19-0	7	8	1	13	86	4.1	
2023-24	Nebr	34-0	669	19.7	37-98	.378	15-49	.306	26-38	.684	19	79	98	2.9	67-0	59	24	3	31	115	3.4	
2024-25	Nebr	4-0	70	17.6	1-10	.100	0-3	.000	0-1	.000	3	6	9	2.3	2-0	4	3	0	7	2	0.5	
TOTAL		59-1	1007	17.1	65-157	.414	24-74	.324	49-67	.731	30	115	145	2.5	88-0	70	35	4	51	203	3.4	

2024-25 GAME BY GAME

Opponent	Date	GS	MIN	Total		3-Pointers		Free throws		Rebounds				PF	A	TO	BLK	STL	PTS	AVG
				FG-FGA	PCT	3FG-3FGA	PCT	FT-FTA	PCT	OFF	DEF	TOT	AVG							
UTRGV	11/04/2024		12:23	0-1	.000	0-0	.000	0-0	.000	0	0	0	0.0	1	0	1	0	0	0.0	
Bethune-Cookman	11/09/2024		18:24	0-5	.000	0-3	.000	0-1	.000	0	2	2	1.0	1	1	0	0	3	0.0	
FDU	11/13/2024		23:20	1-4	.250	0-0	.000	0-0	.000	2	3	5	2.3	0	3	1	0	3	2	0.7
vs Saint Mary's (CA)	11/17/2024		16:06	0-0	.000	0-0	.000	0-0	.000	1	1	2	2.3	0	0	1	0	1	0	0.5
Totals		0	70:13	1-10	.100	0-3	.000	0-1	.000	3	6	9	2.3	2	4	3	0	7	2	0.5

Player Averages

Games Played	Minutes/game	Points/game	FG Pct	3FG Pct	FT Pct	Rebounds/game	Assists/game	Turnovers/game	Assist/Turnover ratio	Steals/game	Blocks/game
4	17.6	0.5	10.0	0.0	0.0	2.3	1.0	0.8	1.3	1.8	0.0

SEASON/CAREER HIGHS

Points	
Season:	2, FDU (11/13/24)
College Career:	15, Two times (1/28/23)
Rebounds	
Season:	5, FDU (11/13/24)
College Career:	7, South Carolina State (12/29/23)
Field Goals	
Season:	1, FDU (11/13/24)
College Career:	6, at Maryland (1/28/23)
3-Point Field Goals	
Season:	None
College Career:	3, at Maryland (1/28/23)
Free Throws	
Season:	None
College Career:	5, Two times (last, 2/28/23)
Free Throw Attempts	
Season:	1, Bethune-Cookman (11/9/24)
College Career:	6, Two times, (last 2/7/24)
Assists	
Season:	3, FDU (11/13/24)
College Career:	4, Three times (last, 2/29/24)
Steals	
Season:	3, Two times (last, 11/13/24)
College Career:	4, Florida A&M (11/9/23)
Blocks	
Season:	None
College Career:	1, Four times (last, 1/6/24)
Minutes Played	
Season:	23:30, FDU (11/13/24)
College Career:	37:01, Maryland (2/19/23)



2024-25 HONORS

AHRON ULIS

SENIOR • GUARD • 6-3 • 190 • CHICAGO, ILL. • IOWA

- Dished out two assists and had three rebounds in 14 minutes against Saint Mary's
- Made a significant impact in NU's win over FDU with eight points, three assists and three boards in 20 minutes off the bench
- Provided a spark with five points, five rebounds and an assist in 17 minutes against Bethune-Cookman
- Made his Husker debut against UTRGV, as he had two assists, two rebounds and a steal in 11 minutes off the bench
- Sat out the 2023-24 season after spending three seasons at Iowa, helping the Hawkeyes to three-straight NCAA Tournaments
- Started 27 games in 2022-23, averaging 6.1 points, 2.1 assists and 1.6 rebounds per game
- Had a career-high 17 points on 8-of-10 shooting at Michigan State, which was one of five double-figure efforts that season.
- Ullis was a two-time East Suburban Catholic Conference (ESCC) Player of the Year and was named to the AP All-State Class 4A First Team as a senior at Marian Catholic
- Averaged 20.3 points, 4.1 rebounds and 2.8 assists per game as a senior and totaled over 1,500 career points to rank second on the school's all-time scoring list
- Led Marian Catholic to its first third-place finish at the Illinois 3A state championship, as well as sectional and super-sectional championships in 2019.
- His older brother (Tyler) was a consensus All-American at Kentucky in 2016 and the No. 34 overall pick by the Phoenix Suns in the 2016 NBA Draft

MISC. STATS

Category	2024-25	Career*
10+ Points	0	7
20+ Points	0	0
30+ Points	0	0
40+ Points	0	0
Double-Doubles	0	0
10+ Rebounds	0	0
10+ Assists	0	0
Led NU in Scoring	0	0
Led NU in Reb.	0	0
Led NU in Assists	1	1

*-Includes Iowa

SEASON/CAREER HIGHS

Points	
Season:	8, FDU (11/13/24)
College Career:	17, at Michigan State (1/26/23)
Rebounds	
Season:	5, Bethune-Cookman (11/9/24)
College Career:	7, Iowa State (12/8/22)
Field Goals	
Season:	4, FDU (11/13/24)
College Career:	8, at Michigan State (1/26/23)
3-Point Field Goals	
Season:	None
College Career:	2, Four times (last, 1/29/23)
Free Throws	
Season:	3, Bethune-Cookman (11/9/24)
College Career:	7, Two times (last, 1/31/22)
Free Throw Attempts	
Season:	4, Bethune-Cookman (11/9/24)
College Career:	8, Two times (last, 1/31/22)
Assists	
Season:	3, FDU (11/13/24)
College Career:	8, Western Michigan (11/22/21)
Steals	
Season:	1, Two times (last, 11/13/23)
College Career:	3, Illinois (12/6/21)
Blocks	
Season:	None
College Career:	1, Five times (last, 2/12/23)
Minutes Played	
Season:	19:38, FDU (11/13/24)
College Career:	35:46, Iowa State (12/8/22)

CAREER STATS

				Field Goals		3-Point		F-Throws		Rebounds											Scoring	
SEASON	TEAM	GP-GS	MIN/AVG	FG-FGA	FG%	3FG-3FGA	3FG%	FT-FTA	FT%	OFF	DEF	TOT	AVG	PF-FO	A	TO	BLK	STL	PTS	AVG		
2020-21	Iowa	17-0	120/7.0	5-15	.333	0-3	.000	18-20	.900	6	9	15	0.9	8-0	20	6	1	1	28	1.6		
2021-22	Iowa	35-0	486/13.9	34-100	.340	4-12	.333	38-48	.792	19	50	69	2.0	41-0	73	32	0	19	110	3.1		
2022-23	Iowa	32-27	722/22.6	72-182	.396	22-69	.319	29-41	.707	6	44	50	1.6	42-0	67	35	4	17	195	6.1		
2024-25	Nebr	4-0	61/15.3	5-16	.313	0-6	.000	3-5	.600	5	8	13	3.3	8-0	8	2	0	2	13	3.3		
TOTAL FOR Nebr		4-0	61/15.3	5-16	.313	0-6	.000	3-5	.600	5	8	13	3.3	8-0	8	2	0	2	13	3.3		
TOTAL		88-27	1389/15.8	116-313	.371	26-90	.289	88-114	.772	36	111	147	1.7	99-0	168	75	5	39	346	3.9		

2024-25 GAME BY GAME

Opponent	Date	GS	MIN	Total		3-Pointers		Free throws		Rebounds				PF	A	TO	BLK	STL	PTS	AVG
				FG-FGA	PCT	3FG-3FGA	PCT	FT-FTA	PCT	OFF	DEF	TOT	AVG							
UTRGV	11/04/2024		10:35	0-1	.000	0-1	.000	0-0	.000	1	1	2	2.0	1	2	0	0	1	0	0.0
Bethune-Cookman	11/09/2024		16:41	1-5	.200	0-3	.000	3-4	.750	3	2	5	3.5	2	1	0	0	0	5	2.5
FDU	11/13/2024		19:38	4-5	.800	0-1	.000	0-1	.000	0	3	3	3.3	3	3	1	0	1	8	4.3
vs Saint Mary's (CA)	11/17/2024		14:17	0-5	.000	0-1	.000	0-0	.000	1	2	3	3.3	2	2	1	0	0	0	3.3
Totals		0	61:11	5-16	.313	0-6	.000	3-5	.600	5	8	13	3.3	8	8	2	0	2	13	3.3

Player Averages

Games Played	Minutes/game	Points/game	FG Pct	3FG Pct	FT Pct	Rebounds/game	Assists/game	Turnovers/game	Assist/Turnover ratio	Steals/game	Blocks/game
4	15.3	3.3	31.3	0.0	60.0	3.3	2.0	0.5	4.0	0.5	0.0



2024-25 HONORS

BRICE WILLIAMS

SENIOR • GUARD • 6-7 • 214 • HUNTERVILLE, N.C. • CHARLOTTE

- Three-level scorer who is a career 39 percent shooter from 3-point range and has the ability to guard multiple positions
- Finished with 28 points - his highest total as a Husker - including 8-of-11 shooting from the floor and 11-of-11 from the line vs. Saint Mary's
- Had 10 points, including five straight in a 13-2 Husker run, and six boards vs. FDU
- Opened the season with a 27-point effort against UTRGV, including 10-of-11 from the line, as he had 19 first-half points
- Has four straight 20-point games dating back to the 2023-24 season and has six 20-point games in his Husker career
- Averaged 13.7 points, 5.5 rebounds and 2.5 assists per game in 2023-24, as he started all 34 contests
- Averaged 23.3 ppg on 50 percent shooting, including 47 percent from 3-point range, in Nebraska's three postseason games
- Was in double figures a team-high 25 times, including a season-high 25-point effort in the win over Oregon State
- Returned from a knee injury to earn second-team All-Conference USA honors in 2022-23, averaging 13.8 points and 5.8 rebounds per game while shooting almost 40 percent from 3-point range.
- MVP of the 2023 College Basketball Invitational, averaging 16.3 points, 7.8 rebounds and 3.0 assists per game and a pair of double-doubles
- Graduated from Charlotte with a degree in mass communications in July of 2023 and is in NU's graduate program
- His father (Henry) is Charlotte's all-time leading scorer with 2,383 points and was a second-round pick of the San Antonio Spurs in 1992 before playing in Europe for a decade

MISC. STATS

Category	2024-25	Career*
10+ Points	4	68
20+ Points	2	19
30+ Points	0	2
40+ Points	0	0
Double-Doubles	0	5
10+ Rebounds	0	6
10+ Assists	0	0
Led NU in Scoring	2	8
Led NU in Reb.	0	8
Led NU in Assists	0	12

*-Includes Charlotte

CAREER STATS

SEASON	TEAM	GP-GS	MIN/AVG	Field Goals		3-Point		F-Throws		Rebounds				Scoring			
				FG-FGA	FG%	3FG-3FGA	3FG%	FT-FTA	FT%	OFF	DEF	TOT	AVG	PF-FO	A	TO	BLK/STL
2019-20	CLT	27-0	244/9.0	23-62	.371	9-30	.300	8-12	.667	5	35	40	1.5	18-0	4	11	7 6
2020-21	CLT	25-14	738/29.5	86-182	.473	31-72	.431	40-57	.702	20	79	99	4.0	54-0	25	27	11 19
2022-23	CLT	36-13	976/27.1	170-355	.479	58-146	.397	97-115	.843	28	162	190	5.3	48-1	43	46	13 20
2023-24	Nebr	34-34	1011/29.7	143-322	.444	50-129	.388	119-141	.844	30	156	186	5.5	87-3	84	61	21 37
2024-25	Nebr	4-4	107/26.6	20-45	.444	4-14	.286	31-34	.912	5	12	17	4.3	9-0	4	10	2 2
TOTAL FOR Nebr		38-38	1117/29.4	163-367	.444	54-143	.378	150-175	.857	35	168	203	5.3	96-3	88	71	23 39
TOTAL		126-65	3076/24.4	442-966	.458	152-391	.389	295-359	.822	88	444	532	4.2	216-4	160	155	54 84

2024-25 GAME BY GAME

Opponent	Date	GS	MIN	Total		3-Pointers		Free throws		Rebounds				PF	A	TO	BLK	STL	PTS	AVG	
				FG-FGA	PCT	3FG-3FGA	PCT	FT-FTA	PCT	OFF	DEF	TOT	AVG								
UTRGV	11/04/2024	*	27:47	8-18	.444	1-6	.167	10-11	.909	1	4	5	5.0	0	0	2	0	0	27	27.0	
Bethune-Cookman	11/09/2024	*	25:54	2-6	.333	2-4	.500	4-5	.800	1	2	3	4.0	3	2	6	0	1	10	18.5	
FDU	11/13/2024	*	26:09	2-9	.222	0-2	.000	6-7	.857	3	3	6	4.7	2	1	0	1	1	10	15.7	
vs Saint Mary's (CA)	11/17/2024	*	26:43	8-12	.667	1-2	.500	11-11	1.000	0	3	3	4.3	4	1	2	1	0	28	18.8	
Totals			4	106:33	20-45	.444	4-14	.286	31-34	.912	5	12	17	4.3	9	4	10	2	2	75	18.8

Player Averages

Games Played	Minutes/game	Points/game	FG Pct	3FG Pct	FT Pct	Rebounds/game	Assists/game	Turnovers/game	Assist/Turnover ratio	Steals/game	Blocks/game
4	26.6	18.8	44.4	28.6	91.2	4.3	1.0	2.5	0.4	0.5	0.5

SEASON/CAREER HIGHS

Points	
Season:	28, vs. Saint Mary's (11/27/24)
College Career:	32, UAB (3/4/23)
Rebounds	
Season:	6, FDU (11/13/24)
College Career:	13, Rice (2/25/23)
Field Goals	
Season:	8, Two times (last, 11/17/24)
College Career:	12, UAB (3/4/23)
3-Point Field Goals	
Season:	1, Two times (last, 11/17/24)
College Career:	4, Three times (last, 3/15/24)
Free Throws	
Season:	11, vs. Saint Mary's (11/27/24)
College Career:	11, Two times (last, 11/17/24)
Free Throw Attempts	
Season:	11, Two times (last, 11/17/24)
College Career:	14, Louisiana Tech (12/31/22)
Assists	
Season:	2, Bethune-Cookman (11/9/24)
College Career:	9, Purdue (1/9/24)
Steals	
Season:	1, Two times (last, 11/13/24)
College Career:	4, Indiana (1/3/24)
Blocks	
Season:	1, Two times (last, 11/17/24)
College Career:	3, Two times (last, 3/20/23)
Minutes Played	
Season:	27:47, UTRGV (11/4/24)
College Career:	45:37, UAB (3/4/23)



2024-25 HONORS

JUWAN GARY

SENIOR • GUARD/FORWARD • 6-6 • 226 • COLUMBIA, S.C. • ALABAMA

- Third-year starter who can play the frontcourt or on the wing and is one of the best defenders in the Big Ten
- Battled foul trouble against Saint Mary's and had three points, four rebounds, two steals and two assists
- Led NU with 19 points and a career-high five assists in the win over FDU, including a 7-of-8 effort from the foul line
- Nearly posted a double-double with 11 points, nine rebounds and a career-high five steals in the win over Bethune-Cookman
- Had nine points, four boards and a steal in 25 minutes in the win over UTRGV
- Started 20 games in 2023-24 and averaged 11.6 points and 6.1 rebounds per game while leading NU in steals and blocks per game
- Reached double figures 16 times in 2023-24, including three 20-point games, and had five double-doubles
- Posted a career high with 22 points, including 4-of-7 from 3-point range, along with eight boards in the win over Minnesota
- Starting forward who played in 17 games before suffering a season-ending left shoulder injury on Jan. 10, 2023
- Played in 29 games at Alabama in 2021-22, averaging 6.5 points per game on 51 percent shooting and 3.4 rebounds per game
- Helped Alabama to an SEC title and an NCAA Sweet 16 berth in 2020-21, playing in 30 games, including two starts, as Alabama went 26-7
- Suffered a torn right ACL in October of 2019 and missed the entire season
- Ranked No. 64 overall by ESPN and was No. 82 in the RSCI Composite after averaging 25 points, seven rebounds and two blocks per game for Liberty Heights Charter School

MISC. STATS

Category	2024-25	Career*
10+ Points	2	38
20+ Points	0	3
30+ Points	0	0
40+ Points	0	0
Double-Doubles	0	8
10+ Rebounds	0	10
10+ Assists	0	0
Led NU in Scoring	2	9
Led NU in Reb.	1	11
Led NU in Assists	2	2

*Includes Alabama

SEASON/CAREER HIGHS

Points	
Season:	19, FDU (11/13/24)
College Career:	22, Minnesota (2/25/24)
Rebounds	
Season:	9, Bethune-Cookman (11/9/24)
College Career:	18, at Kansas State (12/17/23)
Field Goals	
Season:	5, FDU (11/13/24)
College Career:	8, Two times (last, 12/10/23)
3-Point Field Goals	
Season:	2, FDU (11/13/24)
College Career:	4, Minnesota (2/25/24)
Free Throws	
Season:	7, FDU (11/13/24)
College Career:	Same
Free Throw Attempts	
Season:	8, FDU (11/13/24)
College Career:	9 vs. Houston (12/11/21)
Assists	
Season:	5, FDU (11/13/24)
College Career:	Same
Steals	
Season:	5, Bethune-Cookman (11/9/24)
College Career:	Same
Blocks	
Season:	2, FDU (11/13/24)
College Career:	4, South Carolina State (12/29/23)
Minutes Played	
Season:	31:19, Bethune-Cookman (11/9/24)
College Career:	36:27, Iowa (12/29/22)

CAREER STATS

				Field Goals		3-Point		F-Throws		Rebounds								Scoring		
SEASON	TEAM	GP-GS	MIN/AVG	FG-FGA	FG%	3FG-3FGA	3FG%	FT-FTA	FT%	OFF	DEF	TOT	AVG	PF-FO	A	TO	BLK	STL	PTS	AVG
2020-21	UA	30-2	284/9.5	48-89	.539	1-9	.111	18-34	.529	40	45	85	2.8	40-1	5	13	12	14	115	3.8
2021-22	UA	29-16	450/15.5	73-142	.514	9-41	.220	33-54	.611	49	50	99	3.4	61-1	9	18	16	17	188	6.5
2022-23	Nebr	17-17	502/29.6	64-147	.435	15-57	.263	18-29	.621	35	75	110	6.5	32-0	14	15	9	24	161	9.5
2023-24	Nebr	28-20	757/27.0	122-245	.498	26-85	.306	55-81	.679	62	108	170	6.1	61-2	35	20	21	31	325	11.6
2024-25	Nebr	4-4	113/28.3	12-32	.375	3-12	.250	15-18	.833	6	13	19	4.8	5-0	8	6	2	10	42	10.5
TOTAL FOR Nebr		49-41	1373/28.0	198-424	.467	44-154	.286	88-128	.688	103	196	299	6.1	98-2	57	41	32	65	528	10.8
TOTAL		108-59	2107/19.5	319-655	.487	54-204	.265	139-216	.644	192	291	483	4.5	199-4	71	72	60	96	831	7.7

2024-25 GAME BY GAME

Opponent	Date	GS	MIN	Total		3-Pointers		Free throws		Rebounds			PF	A	TO	BLK	STL	PTS	AVG	
				FG-FGA	PCT	3FG-3FGA	PCT	FT-FTA	PCT	OFF	DEF	TOT								AVG
UTRGV	11/04/2024	*	25:22	2-8	.250	1-4	.250	4-4	1.000	2	2	4	4.0	2	0	2	0	1	9	9.0
Bethune-Cookman	11/09/2024	*	31:19	4-10	.400	0-1	.000	3-4	.750	2	7	9	6.5	0	1	1	0	5	11	10.0
FDU	11/13/2024	*	29:37	5-9	.556	2-5	.400	7-8	.875	0	2	2	5.0	0	5	1	2	19	13.0	
vs Saint Mary's (CA)	11/17/2024	*	26:58	1-5	.200	0-2	.000	1-2	.500	2	2	4	4.8	3	2	2	0	2	3	10.5
Totals		4	113:16	12-32	.375	3-12	.250	15-18	.833	6	13	19	4.8	5	8	6	2	10	42	10.5

Player Averages

Games Played	Minutes/game	Points/game	FG Pct	3FG Pct	FT Pct	Rebounds/game	Assists/game	Turnovers/game	Assist/Turnover ratio	Steals/game	Blocks/game
4	28.3	10.5	37.5	25.0	83.3	4.8	2.0	1.5	1.3	2.5	0.5



BRADEN FRAGER

FRESHMAN • FORWARD • 6-7 • 220 • LINCOLN, NEB. • SOUTHWEST HIGH SCHOOL

- True freshman who was a three-year performer at Lincoln Southwest High School before reclassifying to the class of 2024
- Three-star recruit by On3, 247Sports and Rivals, Frager was ranked among the top-200 players in the country before he reclassified
- Two-time honorable-mention all-state performer by the Lincoln Journal Star who averaged 18.3 ppg, 7.0 rpg, 1.2 apg and 1.2 spg in 2023-24
- Totaled 20+ points in six of his final eight games, including a school-record 39-point performance at Kearney
- Played for the ETG Midwest AAU program for Coach Ryan Reeder, averaging 15.0 ppg during his final season of AAU basketball.
- Selected Nebraska over Creighton and Iowa State

2024-25 HONORS

CAREER STATS

MISC. STATS

Category	2024-25	Career*
10+ Points	0	0
20+ Points	0	0
30+ Points	0	0
40+ Points	0	0
Double-Doubles	0	0
10+ Rebounds	0	0
10+ Assists	0	0
Led NU in Scoring	0	0
Led NU in Reb.	0	0
Led NU in Assists	0	0

2024-25 GAME BY GAME

SEASON/CAREER HIGHS

Points

Season:

College Career:

Rebounds

Season:

College Career:

Field Goals

Season:

College Career:

3-Point Field Goals

Season:

College Career:

Free Throws

Season:

College Career:

Free Throw Attempts

Season:

College Career:

Assists

Season:

College Career:

Steals

Season:

College Career:

Blocks

Season:

College Career:

Minutes Played

Season:

College Career:



2024-25 HONORS

JEFFREY GRACE III

JUNIOR • GUARD • 6-3 • 200 • ELMHURST, ILL. • ARIZONA STATE

- A two-year letterwinner who walked on to the program after beginning his career at Arizona State
- Made his 2024-25 debut against FDU, hitting a 3-point play and grabbing an offensive board in 1:40 of action
- Played in 16 games in 2023-24, including all three of NU's postseason games, and had six points and three rebounds in 23 minutes
- Played in 11 games as a redshirt freshman, totaling four points and three rebounds
- Was an Academic All-Big Ten pick and Big Ten Distinguished Scholar in 2023-24 (3.70 GPA for the year)
- Was one of 20 Husker student-athletes across sports to attend No Filter Life Skills trip to Ecuador in August of 2024.
- A two-time West Suburban Conference selection at York (Ill.) High School, averaging 11.0 ppg, 5.0 rpg and 3.0 apg during his senior season
- Played his AAU basketball with Breakaway Basketball, where he was a club teammate of Sam Hoiberg for several years.

MISC. STATS

Category	2024-25	Career
10+ Points	0	0
20+ Points	0	0
30+ Points	0	0
40+ Points	0	0
Double-Doubles	0	0
10+ Rebounds	0	0
10+ Assists	0	0
Led NU in Scoring	0	0
Led NU in Reb.	0	0
Led NU in Assists	0	0

SEASON/CAREER HIGHS

Points	
Season:	3, FDU (11/13/24)
College Career:	Same
Rebounds	
Season:	1, FDU (11/13/24)
College Career:	1, Seven times (last, 11/13/24)
Field Goals	
Season:	1, FDU (11/13/24)
College Career:	1, Four times (last, 11/13/24)
3-Point Field Goals	
Season:	
College Career:	None
Free Throws	
Season:	1, FDU (11/13/24)
College Career:	2, Two times (last, 12/29/23)
Free Throw Attempts	
Season:	1, FDU (11/13/24)
College Career:	2, Four times (last, 3/10/24)
Assists	
Season:	
College Career:	1, Three times (last, 11/6/23)
Steals	
Season:	
College Career:	1 at Maryland (1/28/23)
Blocks	
Season:	
College Career:	None
Minutes Played	
Season:	1:40, FDU (11/13/24)
College Career:	4:00, Lindenwood (11/6/23)

CAREER STATS

				Field Goals		3-Point		F-Throws		Rebounds								Scoring		
SEASON	TEAM	GP-GS	MIN/AVG	FG-FGA	FG%	3FG-3FGA	3FG%	FT-FTA	FT%	OFF	DEF	TOT	AVG	PF-FO	A	TO	BLK	STL	PTS	AVG
2022-23	Nebr	11-0	12/1.1	1-2	.500	0-1	.000	2-4	.500	2	1	3	0.3	0-0	1	2	0	1	4	0.4
2023-24	Nebr	16-0	23/1.4	2-4	.500	0-1	.000	2-5	.400	2	1	3	0.2	2-0	2	1	0	0	6	0.4
2024-25	Nebr	1-0	2/1.7	1-2	.500	0-0	.000	1-1	1.000	1	0	1	1.0	0-0	0	0	0	0	3	3.0
TOTAL		28-0	36/1.3	4-8	.500	0-2	.000	5-10	.500	5	2	7	0.3	2-0	3	3	0	1	13	0.5

2024-25 GAME BY GAME

				Total		3-Pointers		Free throws		Rebounds										
Opponent	Date	GS	MIN	FG-FGA	PCT	3FG-3FGA	PCT	FT-FTA	PCT	OFF	DEF	TOT	AVG	PF	A	TO	BLK	STL	PTS	AVG
FDU	11/13/2024		01:40	1-2	.500	0-0	.000	1-1	1.000	1	0	1	1.0	0	0	0	0	0	3	3.0
Totals		0	01:40	1-2	.500	0-0	.000	1-1	1.000	1	0	1	1.0	0	0	0	0	0	3	3.0

Player Averages

Games Played	Minutes/ game	Points/ game	FG Pct	3FG Pct	FT Pct	Rebounds/ game	Assists/ game	Turnovers/ game	Assist/Turnover ratio	Steals/ game	Blocks/ game
1	1.7	3.0	50.0	0.0	100.0	1.0	0.0	0.0	0.0	0.0	0.0



2024-25 HONORS

BERKE BÜYÜKTUNCEL

SOPHOMORE • FORWARD • 6-10 • 240 • BURSA, TÜRKİYE • UCLA

- Recorded a career-high 15 points on 5-of-7 shooting from the field while adding personal bests in blocks (three) and steals (three) vs. Saint Mary's
- Was the first Husker to have at least 15 points, three blocks and three steals in a game since Aleks Maric in 2007
- Enjoyed one of the best games of his career against FDU with 12 points and tied career highs in both rebounds (seven) and assists (three)
- Finished with six points, seven boards and two blocked shots in 25 minutes in the win over Bethune-Cookman
- Totaled six points, six boards, two assists and a pair of steals in 27 minutes against UTRGV in his Husker debut
- Sophomore transfer who played in 26 games, including eight starts, at UCLA in 2023-24
- Averaged 4.9 ppg and 2.7 rpg with two double-figure games – a season-high 13 points against Stanford and 12 points at Oregon
- Rated the No. 36 player in the class of 2023 by 24/7 Sports, while he was rated by ESPN.com as the No. 2 international player to enter college basketball in 2023-24
- Made his Turkish senior national team debut at age 18 at the 2023 World Cup qualifier and has played at several levels for the national program
- Played for Türkiye at the U20 European Championships, averaging 12.0 points and a team-high 7.7 rebounds while shooting 51 percent from the field and 54 percent from 3-point range
- Led Türkiye to a third-place finish at the FIBA U19 World Cup, including an 84-70 win over the United States in the third-place game and was named to the "All-Star Five" at the event, as he averaged 11.4 points, 8.3 rebounds and 3.7 assists per game in seven games

CAREER STATS

BUYUKTUNCEL, Berke

SEASON	TEAM	GP-GS	MIN/AVG	Field Goals		3-Point		F-Throws		Rebounds				Scoring			
				FG-FGA	FG%	3FG-3FGA	3FG%	FT-FTA	FT%	OFF	DEF	TOT	AVG	PF	FO	A	TO
2023-24	UCLA	26-8	425/16.3	40-104	.385	11-37	.297	27-43	.628	24	41	65	2.5	58-1	11	22	9
2024-25	Nebr	4-4	104/25.9	14-23	.609	1-7	.143	10-12	.833	9	16	25	6.3	9-0	6	3	6
TOTAL FOR Nebr		4-4	104/25.9	14-23	.609	1-7	.143	10-12	.833	9	16	25	6.3	9-0	6	3	6
TOTAL		30-12	528/17.6	54-127	.425	12-44	.273	37-55	.673	33	57	90	3.0	67-1	17	25	15

MISC. STATS

Category	2024-25	Career*
10+ Points	2	4
20+ Points	0	0
30+ Points	0	0
40+ Points	0	0
Double-Doubles	0	0
10+ Rebounds	0	0
10+ Assists	0	0
Led NU in Scoring	0	0
Led NU in Reb.	2	2
Led NU in Assists	0	0

*-includes UCLA

2024-25 GAME BY GAME

Opponent	Date	GS	MIN	Total		3-Pointers		Free throws		Rebounds				PF			
				FG-FGA	PCT	3FG-3FGA	PCT	FT-FTA	PCT	OFF	DEF	TOT	AVG	A	TO	BLK	STL
UTRGV	11/04/2024	*	26:35	3-4	.750	0-0	.000	0-0	.000	1	5	6	6.0	3	2	1	0
Bethune-Cookman	11/09/2024	*	25:31	2-6	.333	0-3	.000	2-2	1.000	2	5	7	6.5	0	0	1	2
FDU	11/13/2024	*	25:16	4-6	.667	1-3	.333	3-4	.750	3	4	7	6.7	3	3	1	1
vs Saint Mary's (CA)	11/17/2024	*	26:17	5-7	.714	0-1	.000	5-6	.833	3	2	5	6.3	3	1	0	3
Totals			4	103:39	14-23	.609	1-7	.143	10-12	.833	9	16	25	6.3	9	6	3

Player Averages

Games Played	Minutes/game	Points/game	FG Pct	3FG Pct	FT Pct	Rebounds/game	Assists/game	Turnovers/game	Assist/Turnover ratio	Steals/game	Blocks/game
4	25.9	9.8	60.9	14.3	83.3	6.3	1.5	0.8	2.0	1.3	1.5

SEASON/CAREER HIGHS

Points	Season: 15, vs. Saint Mary's (11/17/24)
College Career: Same	
Rebounds	Season: 7, Two times (11/13/24)
College Career: Same	
Field Goals	Season: 5, vs. Saint Mary's (11/17/24)
College Career: 5, Two times (last, 11/17/24)	
3-Point Field Goals	Season: 1, FDU (11/13/24)
College Career: 1, 12 times (last, 11/13/24)	
Free Throws	Season: 5, vs. Saint Mary's (11/17/24)
College Career: 5, Two times (last, 11/17/24)	
Free Throw Attempts	Season: 6, vs. Saint Mary's (11/17/24)
College Career: 9, Chaminade (11/21/23)	
Assists	Season: 3, FDU (11/13/24)
College Career: 3, Two times (last, 11/13/24)	
Steals	Season: 3, vs. Saint Mary's (11/17/24)
College Career: Same	
Blocks	Season: 3, vs. Saint Mary's (11/17/24)
College Career: Same	
Minutes Played	Season: 26:35, UTRGV (11/4/24)
College Career: 32:21, Washington (11/14/24)	



2024-25 HONORS

GAVIN GRIFFITHS

SOPHOMORE • GUARD • 6-7 • 193 • SIMSBURY, CONN. • RUTGERS

- Rutgers transfer who can the wing or in the backcourt
- Was scoreless in seven minutes against Saint Mary's
- Saw extensive action in the win over FDU with eight points, five rebounds and two blocked shots in 23 minutes
- Finished with three points, two boards and three assists in 13 minutes against Bethune-Cookman
- Had four points, three rebounds and a blocked shot in 14 minutes against UTRGV
- Played in all 32 games at Rutgers in 2023-24, averaging 5.8 points and 2.2 rebounds per game while playing just under 18 minutes per contest
- Ranked second on the Scarlet Knights in 3-pointers (31) and third in blocked shots (13), while his 31 3-pointers were third among Big Ten freshmen
- Totaled seven double-figure efforts in 2023-24, including a 25-point effort against Boston University when he went 9-of-15 from the floor
- Was a consensus top-50 recruit in 2023 and was a four-star recruit by all four major recruiting services.
- Played at Kingswood-Oxford High School where he averaged 24.6 points and 12 rebounds per game and was chosen as the New England Preparatory School Athletic Council (NEPSAC) Player of the Year in Class B Basketball.
- Both parents played college basketball, as his father (Larry) and mother (Karen) played at Hartford

MISC. STATS

Category	2024-25	Career*
10+ Points	0	7
20+ Points	0	1
30+ Points	0	0
40+ Points	0	0
Double-Doubles	0	0
10+ Rebounds	0	0
10+ Assists	0	0
Led NU in Scoring	0	0
Led NU in Reb.	0	0
Led NU in Assists	1	1

*-includes Rutgers

SEASON/CAREER HIGHS

Points	
Season:	8, FDU (11/13/24)
College Career:	25, vs Boston Univ. (11/10/23)
Rebounds	
Season:	5, FDU (11/13/24)
College Career:	6, at Purdue (2/22/24)
Field Goals	
Season:	3, FDU (11/13/24)
College Career:	9, vs Boston Univ. (11/10/23)
3-Point Field Goals	
Season:	2, FDU (11/13/24)
College Career:	4, at Wisconsin (3/7/24)
Free Throws	
Season:	None
College Career:	4, vs Boston Univ. (11/10/23)
Free Throw Attempts	
Season:	None
College Career:	5, LIU (12/16/23)
Assists	
Season:	3, Bethune-Cookman (11/9/24)
College Career:	3, Three times (last, 11/9/24)
Steals	
Season:	1, FDU (11/13/24)
College Career:	3, LIU (12/16/23)
Blocks	
Season:	2, FDU (11/13/24)
College Career:	2, Three times (last, 11/13/24)
Minutes Played	
Season:	22:46, FDU (11/13/24)
College Career:	33:23, vs. Maryland (3/13/24)

CAREER STATS

		Field Goals				3-Point		F-Throws		Rebounds				Scoring						
SEASON	TEAM	GP-GS	MIN/AVG	FG-FGA	FG%	3FG-3FGA	3FG%	FT-FTA	FT%	OFF	DEF	TOT	AVG	PF-FO	A	TO	BLK	STL	PTS	AVG
2023-24	RU	32-3	575/18.0	68-210	.324	31-110	.282	18-30	.600	22	49	71	2.2	38-0	20	30	13	10	185	5.8
2024-25	Nebr	4-0	57/14.3	6-15	.400	3-12	.250	0-0	.000	1	9	10	2.5	7-0	5	1	3	1	15	3.8
TOTAL FOR Nebr		4-0	57/14.3	6-15	.400	3-12	.250	0-0	.000	1	9	10	2.5	7-0	5	1	3	1	15	3.8
TOTAL		36-3	632/17.6	74-225	.329	34-122	.279	18-30	.600	23	58	81	2.3	45-0	25	31	16	11	200	5.6

2024-25 GAME BY GAME

Opponent	Date	GS	MIN	Total FG-FGA	PCT	3-Pointers 3FG-3FGA	PCT	Free throws FT-FTA	PCT	Rebounds OFF	DEF	TOT	AVG	PF	A	TO	BLK	STL	PTS	AVG
UTRGV	11/04/2024		13:59	2-5	.400	0-3	.000	0-0	.000	1	2	3	3.0	1	0	0	1	0	4	4.0
Bethune-Cookman	11/09/2024		13:12	1-2	.500	1-2	.500	0-0	.000	0	2	2	2.5	3	3	0	0	0	3	3.5
FDU	11/13/2024		22:46	3-7	.429	2-6	.333	0-0	.000	0	5	5	3.3	2	2	1	2	1	8	5.0
vs Saint Mary's (CA)	11/17/2024		07:09	0-1	.000	0-1	.000	0-0	.000	0	0	0	2.5	1	0	0	0	0	0	3.8
Totals			0 57:06	6-15	.400	3-12	.250	0-0	.000	1	9	10	2.5	7	5	1	3	1	15	3.8

Player Averages

Games Played	Minutes/game	Points/game	FG Pct	3FG Pct	FT Pct	Rebounds/game	Assists/game	Turnovers/game	Assist/Turnover ratio	Steals/game	Blocks/game
4	14.3	3.8	40.0	25.0	0.0	2.5	1.3	0.3	5.0	0.3	0.8



JUSTIN BOLIS

SOPHOMORE • FORWARD • 6-8 • 225 • LINCOLN, NEB. • SOUTHEAST COMMUNITY COLLEGE

- Lincoln native who walked on to the Husker program
- Spent the 2023-24 season at Southeast Community College, averaging 15.5 ppg and 8.7 rpg while shooting 38 percent from 3-point range
- Totaled 11 double-doubles en route to being named to the Nebraska Community College Athletic All-Conference Team
- Played Lincoln High School for Coach Dan Noble, as he averaged nine points and six rebounds per game as a senior after missing his junior season with an Achilles tear
- Played AAU basketball with the Lincoln Supreme and Coach Zach Tharanet.

2024-25 HONORS

CAREER STATS

MISC. STATS

Category	2024-25	Career
10+ Points	0	0
20+ Points	0	0
30+ Points	0	0
40+ Points	0	0
Double-Doubles	0	0
10+ Rebounds	0	0
10+ Assists	0	0
Led NU in Scoring	0	0
Led NU in Reb.	0	0
Led NU in Assists	0	0

2024-25 GAME BY GAME

SEASON/CAREER HIGHS

Points

Season:

College Career:

Rebounds

Season:

College Career:

Field Goals

Season:

College Career:

3-Point Field Goals

Season:

College Career:

Free Throws

Season:

College Career:

Free Throw Attempts

Season:

College Career:

Assists

Season:

College Career:

Steals

Season:

College Career:

Blocks

Season:

College Career:

Minutes Played

Season:

College Career:



2024-25 HONORS

ANDREW MORGAN

SENIOR • FORWARD • 6-10 • 242 • WASECA, MINN. • NORTH DAKOTA STATE

- Two-year starter at North Dakota State who can score inside and step out to 3-point range
- Reached double figures for the second time this year with 10 points, five boards and a blocked shot against Saint Mary's
- Had six points, three boards and a blocked shot against Bethune-Cookman
- Came off the bench and had 10 points and five rebounds in 20 minutes vs. UTRGV
- Totaled 860 points and 402 rebounds in 85 contests for the Bison over three seasons
- Named second-team All-Summit League in 2023-24, averaging 12.9 points per game on 56 percent shooting and 5.0 rebounds
- Ranked among Summit League leaders in scoring (15th), rebounding (16th) and free throw percentage (.703, ninth)
- Posted 22 double-figure efforts, including a season-high 31 points against Kansas City and had two double-doubles
- Helped the Bison reach the title game of the 2023 Summit League Tournament, as he made 30 starts and averaged 10.5 ppg and 5.3 rpg, ranking second on the team in rebounding and third in scoring
- Rated in the top 250 nationally by Prep Hoops as a senior, as he helped Waseca High School to a 23-1 record and a Class 2A state title
- Was a finalist for Mr. Basketball in Minnesota in 2021, as he averaged 22.1 points and 11 rebounds per game

MISC. STATS

Category	2024-25	Career*
10+ Points	2	42
20+ Points	0	8
30+ Points	0	1
40+ Points	0	0
Double-Doubles	0	4
10+ Rebounds	0	4
10+ Assists	0	0
Led NU in Scoring	0	0
Led NU in Reb.	1	1
Led NU in Assists	0	0

*-includes North Dakota State

SEASON/CAREER HIGHS

Points	
Season:	10, Two times (last, 11/17/24)
College Career:	31, Kansas City (2/8/24)
Rebounds	
Season:	5, Two times (last, 11/17/24)
College Career:	14, Crown (11/20/22)
Field Goals	
Season:	3, UTRGV (11/4/24)
College Career:	11, Two times (last, 2/24/24)
3-Point Field Goals	
Season:	1, vs. Saint Mary's (11/17/24)
College Career:	2, Two times (last, 2/24/24)
Free Throws	
Season:	5, vs. Saint Mary's (11/17/24)
College Career:	14, Kansas City (2/8/24)
Free Throw Attempts	
Season:	6, Two times (last, 11/17/24)
College Career:	16, Kansas City (2/8/24)
Assists	
Season:	1, vs. Saint Mary's (11/17/24)
College Career:	4, Two times (last, 1/20/24)
Steals	
Season:	None
College Career:	2, Four times (last, 11/11/23)
Blocks	
Season:	1, Two times (last, 11/17/24)
College Career:	3, at North Dakota (12/30/22)
Minutes Played	
Season:	20:22, UTRGV (11/4/24)
College Career:	36:40, Kansas City (1/21/23)

CAREER STATS

		Field Goals					3-Point		F-Throws		Rebounds				Scoring						
SEASON	TEAM	GP-GS	MIN/AVG	FG-FGA	FG%	3FG-3FGA	3FG%	FT-FTA	FT%	OFF	DEF	TOT	AVG	PF-FO	A	TO	BLK	STL	PTS	AVG	
2021-22	NDSU	21-0	243/11.6	46-73	.630	3-7	.429	17-28	.607	18	52	70	3.3	30-0	7	19	8	4	112	5.3	
2022-23	NDSU	32-30	693/21.7	136-231	.589	2-6	.333	62-113	.549	54	117	171	5.3	63-0	38	70	10	12	336	10.5	
2023-24	NDSU	32-29	741/23.2	148-266	.556	12-33	.364	104-148	.703	62	99	161	5.0	76-0	32	65	8	10	412	12.9	
2024-25	Nebr	4-0	54/13.6	8-17	.471	1-2	.500	13-18	.722	5	10	15	3.8	10-0	1	5	2	0	30	7.5	
TOTAL FOR Nebr		4-0	54/13.6	8-17	.471	1-2	.500	13-18	.722	5	10	15	3.8	10-0	1	5	2	0	30	7.5	
TOTAL		89-59	1731/19.5	338-587	.576	18-48	.375	196-307	.638	139	278	417	4.7	179-0	78	159	28	26	890	10.0	

2024-25 GAME BY GAME

Opponent	Date	GS	MIN	Total		3-Pointers		Free throws		Rebounds				Other Stats							
				FG-FA	PCT	3FG-3FGA	PCT	FT-FTA	PCT	OFF	DEF	TOT	AVG	PF	A	TO	BLK	STL	PTS	AVG	
UTRGV	11/04/2024		20:22	3-6	.500	0-0	.000	4-6	.667	2	3	5	5.0	3	0	0	0	0	10	10.0	
Bethune-Cookman	11/09/2024		11:15	2-4	.500	0-0	.000	2-3	.667	0	3	3	4.0	2	0	2	1	0	6	8.0	
FDU	11/13/2024		07:26	1-2	.500	0-0	.000	2-3	.667	1	1	2	3.3	2	0	1	0	0	4	6.7	
vs Saint Mary's (CA)	11/17/2024		15:20	2-5	.400	1-2	.500	5-6	.833	2	3	5	3.8	3	1	2	1	0	10	7.5	
Totals		0	54:23	8-17	.471	1-2	.500	13-18	.722	5	10	15	3.8	10	1	5	2	0	30	7.5	

Player Averages

Games Played	Minutes/game	Points/game	FG Pct	3FG Pct	FT Pct	Rebounds/game	Assists/game	Turnovers/game	Assist/Turnover ratio	Steals/game	Blocks/game
4	13.6	7.5	47.1	50.0	72.2	3.8	0.3	1.3	0.2	0.0	0.5



ROLLIE WORSTER

SENIOR • GUARD • 6-5 • 210 • MISSOULA, MONT. • UTAH

- Senior guard who has started the past four seasons at Utah and Utah State and has 105 career starts at the college level
- Has the potential to be the first Husker basketball player to ever total 1,000 points, 500 rebounds and 500 assists with a solid 2024-25 season
- Totaled 10 points and three boards in the loss against Saint Mary's while helping limit WCC Player of the Year Augustas Marciulionis to nine points on 3-of-9 shooting
- Finished with eight points and four rebounds in 19 minutes against FDU
- Nearly posted a double-double in his Husker debut vs. UTRGV with 18 points, nine rebounds, three assists and four steals
- Started the first 16 games at Utah in 2023-24, averaging 9.9 points, 5.5 assists and 4.9 rebounds per game, as he was third in the Pac 12 in assists per game and first in the conference in assist-to-turnover ratio (2.93-to-1) at the time of his injury
- Had seven double-figure games in 2023-24, including a season-high 17-point effort in a road win at St. Mary's
- Dished out a season-high 10 assists against Southern Utah and nine each against Wake Forest and Bellarmine
- Started all 30 games in 2022-23, averaging 8.6 points, 5.0 assists and 5.2 rebounds per game.
- Was second in the Pac-12 with a 2.61 assist-to-turnover ratio while his 5.1 assists per game in conference play also ranked second in the league.
- Began career at Utah State, where he averaged 9.1 ppg, 3.8 rpg and 3.5 apg in helping the Aggies to the 2021 NCAA Tournament
- Was a two-time Montana Gatorade Player of the year at Hellgate High School, where he finished as the school's all-time leading scorer while also ranking in the top three in both assists (second) and rebounds (third)
- Led the school to a share of the Montana State AA title in 2019-20 by averaging 20.7 points, 7.1 rebounds, 4.5 assists and 2.3 steals per game.
- Also played football in high school, earning first-team all-state honors at safety while totaling 3,400 passing yards and 2,000 rushing yards in his prep career

2024-25 HONORS

MISC. STATS

Category	2024-25	Career*
10+ Points	2	43
20+ Points	0	0
30+ Points	0	0
40+ Points	0	0
Double-Doubles	0	4
10+ Rebounds	0	1
10+ Assists	0	1
Led NU in Scoring	0	0
Led NU in Reb.	1	1
Led NU in Assists	1	1

*- at Utah

SEASON/CAREER HIGHS

Points	
Season:	18, UTRGV (11/4/24)
College Career:	19, Two times (last, 12/4/22)
Rebounds	
Season:	9, UTRGV (11/4/24)
College Career:	11, Arizona (12/1/22)
Field Goals	
Season:	6, UTRGV (11/4/24)
College Career:	7, at UNLV (1/27/21)
3-Point Field Goals	
Season:	1, Three times (last, 11/17/24)
College Career:	3, at Air Force (1/2/21)
Free Throws	
Season:	5, UTRGV (11/4/24)
College Career:	7, Two times (last, 11/17/23)
Free Throw Attempts	
Season:	9, UTRGV (11/4/24)
College Career:	9, Two times (last, 11/4/24)
Assists	
Season:	3, UTRGV (11/4/24)
College Career:	10, Four times (last, 12/5/23)
Steals	
Season:	4, UTRGV (11/4/24)
College Career:	6, Eastern Washington (11/6/23)
Blocks	
Season:	1, UTRGV (11/4/24)
College Career:	2, Oregon State (2/3/22)
Minutes Played	
Season:	29:25, UTRGV (11/4/24)
College Career:	38:15, Stanford (2/3/23)

CAREER STATS

		Field Goals					3-Point		F-Throws		Rebounds								Scoring	
SEASON	TEAM	GP-GS	MIN/AVG	FG-FGA	FG%	3FG-3FGA	3FG%	FT-FTA	FT%	OFF	DEF	TOT	AVG	PF-FO	A	TO	BLK	STL	PTS	AVG
2020-21	USU	26-25	718/27.6	86-212	.406	23-81	.284	41-51	.804	21	78	99	3.8	58-1	92	64	6	24	236	9.1
2021-22	Utah	31-30	889/28.7	88-218	.404	21-64	.328	37-46	.804	11	129	140	4.5	74-4	96	50	9	27	234	7.5
2022-23	Utah	30-30	962/32.1	97-232	.418	22-79	.278	43-53	.811	12	144	156	5.2	72-3	149	57	6	25	259	8.6
2023-24	Utah	16-16	503/31.4	54-132	.409	8-29	.276	43-61	.705	21	57	78	4.9	36-0	88	30	3	22	159	9.9
2024-25	Nebr	4-4	98/24.4	14-27	.519	3-8	.375	10-15	.667	4	13	17	4.3	3-0	7	12	1	7	41	10.3
TOTAL FOR Nebr		4-4	98/24.4	14-27	.519	3-8	.375	10-15	.667	4	13	17	4.3	3-0	7	12	1	7	41	10.3
TOTAL		107-105	3169/29.6	339-821	.413	77-261	.295	174-226	.770	69	421	490	4.6	243-8	432	213	25	105	929	8.7

2024-25 GAME BY GAME

Opponent	Date	GS	MIN	Total		3-Pointers		Free throws		Rebounds				PF	A	TO	BLK	STL	PTS	AVG
				FG-FGA	PCT	3FG-3FGA	PCT	FT-FTA	PCT	OFF	DEF	TOT	AVG							
UTRGV	11/04/2024	*	29:25	6-7	.857	1-1	1.000	5-9	.556	2	7	9	9.0	1	3	3	1	4	18	18.0
Bethune-Cookman	11/09/2024	*	23:19	1-5	.200	1-3	.333	2-2	1.000	1	0	1	5.0	0	2	5	0	2	5	11.5
FDU	11/13/2024	*	19:13	3-8	.375	0-2	.000	2-2	1.000	1	3	4	4.7	0	1	1	0	1	8	10.3
vs Saint Mary's (CA)	11/17/2024	*	25:34	4-7	.571	1-2	.500	1-2	.500	0	3	3	4.3	2	1	3	0	0	10	10.3
Totals			4 97:31	14-27	.519	3-8	.375	10-15	.667	4	13	17	4.3	3	7	12	1	7	41	10.3

Player Averages

Games Played	Minutes/ game	Points/ game	FG Pct	3FG Pct	FT Pct	Rebounds/ game	Assists/ game	Turnovers/ game	Assist/Turnover ratio	Steals/ game	Blocks/ game
4	24.4	10.3	51.9	37.5	66.7	4.3	1.8	3.0	0.6	1.8	0.3



NICK JANOWSKI

FRESHMAN • GUARD • 6-4 • 200 • PEWAUKEE, WIS. • PEWAUKEE, HIGH SCHOOL

- True freshman who could see time at either spot in the backcourt
- Led Pewaukee High School to three state titles and a runner-up finish in his four seasons, as he totaled 2,297 career points to rank in top 20 in Wisconsin state history
- Averaged 20.1 points, 3.4 assists, and 5.4 rebounds per game for his career while hitting 294 3-pointers in his prep career
- Was a consensus top-150 recruit who averaged 30.8 points, 8.8 rebounds and 4.4 assists per game to lead Pewaukee to a 30-5 record in 2023-24
- Posted five 40-point games as a senior including a career-high 46-point game, and had a triple-double in the state semifinals against West Salem with 31 points, 10 rebounds and 10 assists
- Earned first-team all-state honors as a junior, averaging 23.2 points, 4.9 assists, 6.5 rebounds and 1.4 steals per game as Pewaukee went 27-3
- Played AAU for Phenom U in the EYBL circuit, helping his team to the Peach Jam in 2021 and 2022, including an Elite Eight finish in 2022
- Selected Nebraska over a host of schools including Iowa State, Wisconsin, Marquette and USC

2024-25 HONORS

CAREER STATS

MISC. STATS

Category	2024-25	Career
10+ Points	0	0
20+ Points	0	0
30+ Points	0	0
40+ Points	0	0
Double-Doubles	0	0
10+ Rebounds	0	0
10+ Assists	0	0
Led NU in Scoring	0	0
Led NU in Reb.	0	0
Led NU in Assists	0	0

2024-25 GAME BY GAME

SEASON/CAREER HIGHS

- Points
Season:
College Career:
- Rebounds
Season:
College Career:
- Field Goals
Season:
College Career:
- 3-Point Field Goals
Season:
College Career:
- Free Throws
Season:
College Career:
- Free Throw Attempts
Season:
College Career:
- Assists
Season:
College Career:
- Steals
Season:
College Career:
- Blocks
Season:
College Career:
- Minutes Played
Season:
College Career:



2024-25 HONORS

CALE JACOBSEN

SOPHMORE • GUARD • 6-4 • 200 • ASHLAND, NEB. • ASHLAND-GREENWOOD

- Third-year walk-on who provides size in the Husker backcourt and could play several positions
- Provided a spark off the bench against FDU with two points, four rebounds and two assists in seven minutes
- Played in 20 contests in 2023-24, totaling 14 points, three rebounds and five assists in 55 minutes of action
- Saw his most extensive action of the season against South Carolina State, setting personal bests in points (four), rebounds (two), assists (one) and minutes (13)
- Redshirted his first season at Nebraska
- Led Ashland-Greenwood to a 27-1 record and a class C-1 state title, averaging 17.9 points, 5.8 rebounds, 6.1 assists and 3.6 steals per game as a senior
- First-team All-Nebraska selection set the Class C-1 state tournament record with a 43-point performance in a win over Kearney Catholic
- Finished his four-year varsity career with 1,481 career points, 544 rebounds, 340 assists and 261 steals despite suffering a torn ACL in his first game of his junior season
- Chose to walk-on at Nebraska after turning down scholarship offers from North Dakota and Holy Cross
- Played three seasons of football, playing quarterback as a freshman and junior while hauling in 23 passes for 486 yards and nine scores as a sophomore

CAREER STATS

SEASON	TEAM	GP-GS	MIN/AVG	Field Goals		3-Point		F-Throws		Rebounds				Scoring			
				FG-FGA	FG%	3FG-3FGA	3FG%	FT-FTA	FT%	OFF	DEF	TOT	AVG	PF	FO	A	TO
2023-24	Nebr	20-0	55/2.8	5-10	.500	1-3	.333	3-6	.500	0	3	3	0.2	5-0	5	2	0
2024-25	Nebr	1-0	7/6.7	1-2	.500	0-1	.000	0-0	.000	2	2	4	4.0	0-0	2	0	0
TOTAL		21-0	62/3.0	6-12	.500	1-4	.250	3-6	.500	2	5	7	0.3	5-0	7	2	0

MISC. STATS

Category	2024-25	Career
10+ Points	0	0
20+ Points	0	0
30+ Points	0	0
40+ Points	0	0
Double-Doubles	0	0
10+ Rebounds	0	0
10+ Assists	0	0
Led NU in Scoring	0	0
Led NU in Reb.	0	0
Led NU in Assists	0	0

2024-25 GAME BY GAME

Opponent	Date	GS	MIN	Total		3-Pointers		Free throws		Rebounds				PF			
				FG-FGA	PCT	3FG-3FGA	PCT	FT-FTA	PCT	OFF	DEF	TOT	AVG	A	TO	BLK	STL
FDU	11/13/2024		06:44	1-2	.500	0-1	.000	0-0	.000	2	2	4	4.0	0	2	0	0
Totals		0	06:44	1-2	.500	0-1	.000	0-0	.000	2	2	4	4.0	0	2	0	0

Player Averages

Games Played	Minutes/game	Points/game	FG Pct	3FG Pct	FT Pct	Rebounds/game	Assists/game	Turnovers/game	Assist/Turnover ratio	Steals/game	Blocks/game
1	6.7	2.0	50.0	0.0	0.0	4.0	2.0	0.0	2.0	1.0	0.0

SEASON/CAREER HIGHS

Points	
Season:	2, FDU (11/13/24)
College Career:	4, South Carolina State (12/29/23)
Rebounds	
Season:	4, FDU (11/13/24)
College Career:	Same
Field Goals	
Season:	1, FDU (11/13/24)
College Career:	1, Six times (last, 11/13/24)
3-Point Field Goals	
Season:	
College Career:	1, vs. Indiana (3/15/24)
Free Throws	
Season:	
College Career:	2, South Carolina State (12/29/23)
Free Throw Attempts	
Season:	
College Career:	2, Two times (last, 12/29/23)
Assists	
Season:	2, FDU (11/13/24)
College Career:	1, Five times (last, 2/17/24)
Steals	
Season:	1, FDU (11/13/24)
College Career:	1, Lindenwood (11/6/23)
Blocks	
Season:	
College Career:	None
Minutes Played	
Season:	6:44, FDU (11/13/24)
College Career:	13:13, South Carolina State (12/29/23)



BRAXTON MEAH

SENIOR • CENTER • 7-1 • 265 • LAYTON, UTAH • WASHINGTON

- Washington transfer who provides rim protection and a defensive presence after starting for the Huskies for the last two seasons
- Totaled three rebounds and a blocked shot in 21 minutes against Saint Mary's after missing the FDU game because of an injury
- Finished with nine points, four rebounds and a blocked shot against Bethune-Cookman
- Played in all 32 games in 2023-24 and averaged 5.3 points and 5.3 rebounds per game, as he paced the Huskies in field goal percentage (.770) and blocks (27)
- Totaled three double-doubles and had six games in double figures including a 19-point, eight-rebound, five-block effort against UCLA
- Played through the 2023-24 season with a wrist injury which eventually required off-season surgery
- Was named to the Pac-12 all-defensive team in 2022-23, as he ranked in the top 10 in the Pac-12 in both blocked shots (fifth) and rebounding (seventh) while averaging 8.8 points, 7.2 rebounds and 1.6 blocks per game
- Began his career at Fresno State, where he played 52 games over his first two collegiate seasons
- Played for San Joaquin Memorial as a junior during the 2018-19 season for Coach Brad Roznovsky, averaging 11.3 points, 10.1 rebounds and 3.0 blocks per game en route to a 22-11 record and the Central Section Division II title
- Did not play as a senior because he started his high school eligibility clock by enrolling while still junior-high age, which is allowed in Utah
- Played his AAU ball with the Las Vegas Prospects and Coach Quincy Pondexter on the EYBL circuit

2024-25 HONORS

MISC. STATS

Category	2024-25	Career*
10+ Points	0	22
20+ Points	0	2
30+ Points	0	0
40+ Points	0	0
Double-Doubles	0	6
10+ Rebounds	0	10
10+ Assists	0	0
Led NU in Scoring	0	0
Led NU in Reb.	0	0
Led NU in Assists	0	0

*-includes Washington and Fresno State

SEASON/CAREER HIGHS

Points	
Season:	9, Bethune-Cookman (11/9/24)
College Career:	21, Stanford (1/12/23)
Rebounds	
Season:	4, Two times (last, 11/9/24)
College Career:	14, Two times (last, 2/22/24)
Field Goals	
Season:	4, Bethune-Cookman (11/9/24)
College Career:	9, UCLA (1/1/23)
3-Point Field Goals	
Season:	None
College Career:	None
Free Throws	
Season:	1, Bethune-Cookman (11/9/24)
College Career:	6, UC San Diego (11/28/23)
Free Throw Attempts	
Season:	3, UTRGV (11/4/24)
College Career:	7, Three times (last, 2/22/24)
Assists	
Season:	2, UTRGV (11/4/24)
College Career:	3, Three times (last, 1/14/23)
Steals	
Season:	None
College Career:	2, Five times (last, 2/17/24)
Blocks	
Season:	1, Bethune-Cookman (11/9/24)
College Career:	6, Cal Poly (12/13/22)
Minutes Played	
Season:	20:14, Bethune-Cookman (11/9/24)
College Career:	42:05, Arizona State (1/26/23)

CAREER STATS

				Field Goals		3-Point		F-Throws		Rebounds				Scoring						
SEASON	TEAM	GP-GS	MIN/AVG	FG-FGA	FG%	3FG-3FGA	3FG%	FT-FTA	FT%	OFF	DEF	TOT	AVG	PF-FO	A	TO	BLK	STL	PTS	AVG
2020-21	Fresno	23-0	219/9.5	26-40	.650	0-0	.000	12-29	.414	26	26	52	2.3	34-1	2	8	11	4	64	2.8
2021-22	Fresno	32-0	258/8.1	29-37	.784	0-0	.000	13-29	.448	17	53	70	2.2	40-0	2	23	13	2	71	2.2
2022-23	UW	31-31	846/27.3	108-153	.706	0-0	.000	58-84	.690	72	150	222	7.2	89-4	18	47	50	15	274	8.8
2023-24	UW	32-16	541/16.9	67-87	.770	0-0	.000	34-69	.493	44	127	171	5.3	77-5	10	34	27	7	168	5.3
2024-25	Nebr	3-3	51/17.0	4-9	.444	0-0	.000	1-4	.250	4	7	11	3.7	5-0	3	7	2	0	9	3.0
TOTAL FOR Nebr		3-3	51/17.0	4-9	.444	0-0	.000	1-4	.250	4	7	11	3.7	5-0	3	7	2	0	9	3.0
TOTAL		121-50	1915/15.8	234-326	.718	0-0	.000	118-215	.549	163	363	526	4.3	245-10	35	119	103	28	586	4.8

2024-25 GAME BY GAME

Opponent	Date	GS	MIN	Total		3-Pointers		Free throws		Rebounds				PF A TO BLK STL PTS AVG						
				FG-FGA	PCT	3FG-3FGA	PCT	FT-FTA	PCT	OFF	DEF	TOT	AVG	PF	A	TO	BLK	STL	PTS	AVG
UTRGV	11/04/2024	*	10:17	0-2	.000	0-0	.000	0-3	.000	1	3	4	4.0	2	2	2	0	0	0	0.0
Bethune-Cookman	11/09/2024	*	20:14	4-6	.667	0-0	.000	1-1	1.000	1	3	4	4.0	2	1	2	1	0	9	4.5
vs Saint Mary's (CA)	11/17/2024	*	20:34	0-1	.000	0-0	.000	0-0	.000	2	1	3	3.7	1	0	3	1	0	0	3.0
Totals		3	51:05	4-9	.444	0-0	.000	1-4	.250	4	7	11	3.7	5	3	7	2	0	9	3.0

Player Averages

Games Played	Minutes/ game	Points/ game	FG Pct	3FG Pct	FT Pct	Rebounds/ game	Assists/ game	Turnovers/ game	Assist/Turnover ratio	Steals/ game	Blocks/ game
3	17.0	3.0	44.4	0.0	25.0	3.7	1.0	2.3	0.4	0.0	0.7



HENRY BURT

SOPHOMORE • FORWARD • 6-7 • 222 • OMAHA, NEB. • ELKHORN SOUTH

- Third-year sophomore walk-on who provides depth in the frontcourt
- Had a basket as he played the final 1:40 in the win over FDU
- Saw action in seven games in 2023-24, tallying two points and three rebounds in 10 minutes of work
- Scored his first career basket against Florida A&M and grabbed rebounds against Florida A&M, Stony Brook and Michigan
- Helped Elkhorn South to a 16-9 record and the school's first-ever Class A (largest class) state tournament appearance in 2022
- Honorable-mention Class A all-state pick after averaging 12.6 points and 6.1 rebounds per game

2024-25 HONORS

MISC. STATS

Category	2024-25	Career
10+ Points	0	0
20+ Points	0	0
30+ Points	0	0
40+ Points	0	0
Double-Doubles	0	0
10+ Rebounds	0	0
10+ Assists	0	0
Led NU in Scoring	0	0
Led NU in Reb.	0	0
Led NU in Assists	0	0

SEASON/CAREER HIGHS

Points	
Season:	2, FDU (11/13/24)
College Career:	2, Two times (last, 11/13/24)
Rebounds	
Season:	
College Career:	1, Three times (last, 2/10/23)
Field Goals	
Season:	1, FDU (11/13/24)
College Career:	1, Two times (last, 11/13/24)
3-Point Field Goals	
Season:	
College Career:	None
Free Throws	
Season:	
College Career:	None
Free Throw Attempts	
Season:	
College Career:	2, Florida A&M (11/9/23)
Assists	
Season:	
College Career:	None
Steals	
Season:	
College Career:	None
Blocks	
Season:	
College Career:	None
Minutes Played	
Season:	1:40, FDU (11/13/24)
College Career:	2:37, Lindenwood (11/6/23)

CAREER STATS

			Field Goals			3-Point		F-Throws		Rebounds									Scoring	
SEASON	TEAM	GP-GS	MIN/AVG	FG-FGA	FG%	3FG-3FGA	3FG%	FT-FTA	FT%	OFF	DEF	TOT	AVG	PF-FO	A	TO	BLK	STL	PTS	AVG
2023-24	Nebr	7-0	10/1.4	1-2	.500	0-1	.000	0-2	.000	0	3	3	0.4	1-0	0	0	0	0	2	0.3
2024-25	Nebr	1-0	2/1.7	1-2	.500	0-1	.000	0-0	.000	0	0	0	0.0	0-0	0	0	0	0	2	2.0
TOTAL		8-0	11/1.4	2-4	.500	0-2	.000	0-2	.000	0	3	3	0.4	1-0	0	0	0	0	4	0.5

2024-25 GAME BY GAME

				Total		3-Pointers		Free throws		Rebounds										
Opponent	Date	GS	MIN	FG-FGA	PCT	3FG-3FGA	PCT	FT-FTA	PCT	OFF	DEF	TOT	AVG	PF	A	TO	BLK	STL	PTS	AVG
FDU	11/13/2024		01:40	1-2	.500	0-1	.000	0-0	.000	0	0	0	0.0	0	0	0	0	0	2	2.0
Totals		0	01:40	1-2	.500	0-1	.000	0-0	.000	0	0	0	0.0	0	0	0	0	0	2	2.0

Player Averages

Games Played	Minutes/ game	Points/ game	FG Pct	3FG Pct	FT Pct	Rebounds/ game	Assists/ game	Turnovers/ game	Assist/Turnover ratio	Steals/ game	Blocks/ game
1	1.7	2.0	50.0	0.0	0.0	0.0	0.0	0.0	0.0	0.0	0.0



2024-25 HONORS

RIENK MAST

SENIOR • FORWARD • 6-10 • 260 • GRONINGEN, NETHERLANDS • BRADLEY

- All-Big Ten performer who will miss the 2024-25 season after knee surgery in May of 2024
- Was a third-team All-Big Ten honoree by the coaches, as he averaged 12.3 ppg, 7.5 rpg and 3.0 apg, leading NU in rebounding and assists
- Reached double figures 20 times in 2023-24, including a career-high 34 points vs. Ohio State, including six 3-pointers, along with 10 rebounds
- Totaled six double-doubles, which was the most by a Husker since 2007-08
- Spent the summer of 2023 playing for the Netherlands National Team as they tried to qualify for the 2024 Olympics. He averaged 6.0 points, 6.0 rebounds and 1.3 assists in the 2023 FIBA Olympic Pre-Qualifying Tournament and was second on the team in rebounds per game
- Played three seasons at Bradley, totaling 1,001 points and 657 rebounds after missing the 2019-20 season because of injury
- Earned first-team All-Missouri Valley Conference honors in 2022-23, leading Bradley in scoring (13.8 ppg) and rebounding (8.0 rpg) while shooting 51 percent from the floor and 35 percent from 3-point range.
- Graduated from Bradley with a degree in physics in May of 2023 and is working on a master's degree in applied science

CAREER STATS

MAST, Rienk

Field Goals																			3-Point		F-Throws		Rebounds								Scoring	
SEASON	TEAM	GP-GS	MIN/AVG	FG-FGA	FG%	3FG-3FGA	3FG%	FT-FTA	FT%	OFF	DEF	TOT	AVG	PF-FO	A	TO	BLK	STL	PTS	AVG												
2020-21	BRAD	28-19	657/23.4	93-192	.484	33-92	.359	21-29	.724	46	118	164	5.9	43-0	37	33	13	8	240	8.6												
2021-22	BRAD	31-31	852/27.5	138-290	.476	27-95	.284	57-82	.695	81	180	261	8.4	54-0	44	49	29	17	360	11.6												
2022-23	BRAD	29-29	834/28.8	162-313	.518	24-68	.353	53-72	.736	64	168	232	8.0	62-0	70	52	15	18	401	13.8												
2023-24	Nebr	32-32	951/29.7	148-342	.433	42-122	.344	57-68	.838	61	180	241	7.5	63-1	95	58	16	13	395	12.3												
TOTAL FOR Nebr		32-32	951/29.7	148-342	.433	42-122	.344	57-68	.838	61	180	241	7.5	63-1	95	58	16	13	395	12.3												
TOTAL		120-111	3294/27.5	541-1137	.476	126-377	.334	188-251	.749	252	646	898	7.5	222-1	246	192	73	56	1396	11.6												

2024-25 GAME BY GAME

MISC. STATS

Category	2024-25	Career*
10+ Points	0	76
20+ Points	0	12
30+ Points	0	2
40+ Points	0	0
Double-Doubles	0	26
10+ Rebounds	0	30
10+ Assists	0	0
Led NU in Scoring	0	6
Led NU in Reb.	0	15
Led NU in Assists	0	6

*Includes Bradley

SEASON/CAREER HIGHS

Points	
Season:	
College Career:	34, Ohio State (1/23/24)
Rebounds	
Season:	
College Career:	16, Florida A&M (11/9/23)
Field Goals	
Season:	
College Career:	13, Ohio State (1/23/24)
3-Point Field Goals	
Season:	
College Career:	6, Ohio State (1/23/24)
Free Throws	
Season:	
College Career:	7, Two times (last, 12/17/22)
Free Throw Attempts	
Season:	
College Career:	9, Two times (last, 12/17/22)
Assists	
Season:	
College Career:	8, Michigan (2/10/24)
Steals	
Season:	
College Career:	3, Two times (last, 12/22/22)
Blocks	
Season:	
College Career:	3, Two times (last, 3/3/23)
Minutes Played	
Season:	
College Career:	38, Three times (last, 2/1/24)

2024-25 BOXSCORES

NEBRASKA 87, UTRGV 67



Official Basketball Box Score - Final
UTRGV at Nebraska
11/04/24 Pinnacle Bank Arena, Lincoln
2024-25 Men's Basketball

Game Time: 7:01 PM
Game Duration: 2:06
Attendance: 14,305

Officials: Kelly Pfeifer, Chad Barlow, Jourdan Love

UTRGV - 67

Record: 0-1

NO. Name	Min	FG M-A	3P M-A	FT M-A	Rebounds OR DR TOT	Fouls PF	TP	AS	TO	ST	Blocks BS BA	+/-
3 Dekedran Thorn	F 25:41	4-10	3-7	0-0	0 3 3	4 1	11	1	4	0	0 1	-11
33 Tommy Gankhyag	C 19:06	4-5	3-4	0-1	1 2 3	4 1	11	1	3	0	0 0	-8
10 Cliff Davis	G 30:11	4-12	4-10	0-0	2 5 7	3 0	12	0	1	0	0 1	-8
4 Hasan Abdul Hakim	G 28:55	2-7	0-4	0-0	1 6 7	3 2	4	6	1	2	0 0	-18
25 Trey Miller	G 22:27	2-6	0-3	2-2	1 1 2	4 3	6	1	7	0	0 0	-26
4 K.T. Raimey	27:47	5-13	2-8	2-2	0 1 1	0 4	14	0	1	1	0 0	-7
5 Howie Fleming Jr.	15:39	2-4	1-2	2-4	1 1 1	2 3	7	2	2	0	0 0	-8
12 Kwo Agwa	05:32	0-0	0-0	0 1 1	4 0	0 0	0	0	0	0	0 0	-5
23 Isaiah Barganier	03:21	0-2	0-0	0-0	0 0 0	1 0	0	0	0	1	0 0	-3
21 Marshal Destremna	10:45	0-0	0-0	0 2 2	4 2	1 0	0	0	1	0	0 0	0
2 Jaylen Washington	10:37	1-3	0-1	0-0	0 1 1	0 0	2	0	0	0	0 0	-6
Team					1 1 2	0	0	0	0	0	0	
Totals		24-62	13-41	6-9	9 23 32	27 15	67	11	20	4	0 2	-20

Technical Fouls: NONE

Shooting By Period
1 st FG% 11-30 36.7%
3PT% 8-25 32.0%
FT% 6-9 66.7%
2 nd FG% 13-32 40.6%
3PT% 5-16 31.3%
FT% 0-0 0%
GMFG% 24-62 38.7%
3PT% 13-41 31.7%
FT% 6-9 66.7%

Dead Ball Rebounds: 1, 0

Nebraska - 87

Record: 1-0

NO. Name	Min	FG M-A	3P M-A	FT M-A	Rebounds OR DR TOT	Fouls PF	TP	AS	TO	ST	Blocks BS BA	+/-
4 Juwan Gary	F 25:22	2-8	1-4	4-4	2 2 4	2 2	9	0	2	1	0 0	26
9 Berke Buyukuncel	F 26:35	3-4	0-0	0-0	1 5 6	3 1	6	2	1	2	0 0	21
34 Braxton Meah	C 10:17	0-2	0-0	0-3	1 3 4	2 3	0	2	2	0	0 0	5
3 Brice Williams	G 27:47	8-18	1-6	10-11	1 4 5	0 6	27	0	2	0	0 0	8
24 Rolife Worster	G 29:25	6-7	1-1	5-9	2 7 9	1 9	18	3	3	4	1 0	21
23 Andrew Morgan	20:22	3-6	0-0	4-6	2 3 5	3 4	10	0	0	0	0 0	6
0 Connor Essegian	23:16	4-5	3-4	2-2	0 4 4	1 2	13	2	2	1	0 0	15
2 Ahron Ulis	10:35	0-1	0-1	0-0	1 1 2	1 0	0	2	0	1	0 0	-1
12 Gavin Griffiths	13:59	2-5	0-3	0-0	1 2 3	1 0	4	0	0	0	1 0	4
1 Sam Holberg	12:23	0-1	0-0	0-0	0 0 0	1 0	0	1	0	0	0 0	-5
Team					0 0 0	0	0	0	0	0	0	
Totals		28-57	6-19	25-35	11 31 42	15 27	87	11	13	9	2 0	20

Technical Fouls: NONE

Shooting By Period
1 st FG% 12-23 52.2%
3PT% 2-7 28.6%
FT% 16-23 69.6%
2 nd FG% 16-34 47.1%
3PT% 4-12 33.3%
FT% 9-12 75%
GMFG% 28-57 49.1%
3PT% 6-19 31.6%
FT% 25-35 71.4%

Dead Ball Rebounds: 5, 0

	UTRGV	NEB
Biggest lead	2 (1 st 9:30)	20 (2 nd 0:18)
Best Scoring Run	7 (2 nd 9:14)	12 (2 nd 2:40)
Lead Changes	10	
Times Tied	5	
Time with Lead	03:21	33:20

Points from	UTRGV	NEB
Turnovers	11	26
Paint	18	40
Second Chance	15	10
Fast Breaks	0	9
Bench	23	27

Period by Period Scoring			
	1st	2nd	TOT
UTRGV	36	31	67
NEB	42	45	87

NEBRASKA 63, BETHUNE-COOKMAN 58



Official Basketball Box Score - Final
Bethune-Cookman at Nebraska
11/09/24 Pinnacle Bank Arena, Lincoln
2024-25 Men's Basketball

Game Time: 7:01 PM
Game Duration: 2:05
Attendance: 15,138

Officials: Jeffrey Anderson, Amy Bonner, Scott Brown

Bethune-Cookman - 58

Record: 0-2

NO. Name	Min	FG M-A	3P M-A	FT M-A	Rebounds OR DR TOT	Fouls PF	TP	AS	TO	ST	Blocks BS BA	+/-
12 Jesus Carralero Martin	F 34:21	4-9	1-5	0-0	0 4 4	2 1	9	4	5	2	2 0	-8
15 Reggie Ward Jr.	F 25:14	2-5	1-1	4-5	2 5 7	5 3	9	0	3	0	1 1	4
22 Daniel Rouzan	F 15:34	2-5	0-1	0-0	0 2 2	2 0	4	0	0	0	0 0	-10
2 Brayon Freeman	G 22:47	3-11	2-6	0-0	0 3 3	1 1	8	0	3	2	0 1	-9
5 Gianni Hunt	G 35:32	4-8	2-4	0-0	3 6 3	3 3	10	4	6	0	0 0	-3
33 David Onanina	16:12	2-5	0-0	1-2	0 4 4	0 5	0	1	0	2	0 0	6
21 Jarrell Love	03:51	0-1	0-0	0-0	1 0 1	1 1	0	0	2	0	0 0	-7
32 Jerome Beya	04:19	0-1	0-0	0-0	0 0 0	0 2	0	0	0	0	0 0	-4
1 Trey Thomas	24:34	3-12	2-5	0-0	0 2 2	1 2	8	0	2	1	0 1	0
3 Seneca Willoughby	04:28	0-0	0-0	0-0	1 0 1	0 0	0	0	0	0	0 0	-2
10 Kali Camara	13:08	2-5	1-4	0-0	4 3 7	2 2	5	1	0	0	0 0	8
Team					1 1 2	0	0	0	0	0	0	
Totals		22-62	9-26	5-7	12 27 39	23 13	58	11	22	5	5 4	-5

Technical Fouls: NONE

Shooting By Period
1 st FG% 10-28 35.7%
3PT% 4-10 40.0%
FT% 0-0 0%
2 nd FG% 12-34 35.3%
3PT% 5-16 31.3%
FT% 5-7 71.4%
GMFG% 22-62 35.5%
3PT% 9-26 34.6%
FT% 5-7 71.4%

Dead Ball Rebounds: 2, 0

Nebraska - 63

Record: 2-0

NO. Name	Min	FG M-A	3P M-A	FT M-A	Rebounds OR DR TOT	Fouls PF	TP	AS	TO	ST	Blocks BS BA	+/-
4 Juwan Gary	F 31:19	4-10	0-1	3-4	2 7 9	0 2	11	1	1	5	0 0	0
9 Berke Buyukuncel	F 25:31	2-6	0-3	2-2	2 5 7	0 3	6	0	1	0	2 0	8
34 Braxton Meah	C 20:14	4-6	0-0	1-1	1 3 4	2 2	9	1	2	0	1 0	-1
3 Brice Williams	G 25:54	2-6	2-4	4-5	1 2 3	3 6	10	2	6	1	0 0	-2
24 Rolife Worster	G 23:19	1-5	1-3	2-2	1 0 1	0 1	5	2	5	2	0 0	9
0 Connor Essegian	14:11	2-6	0-3	4-4	1 1 1	1 3	8	0	1	0	0 0	1
2 Ahron Ulis	16:41	1-5	0-3	3-4	3 2 5	2 2	5	1	0	0	0 0	-4
23 Andrew Morgan	11:15	2-4	0-0	2-3	0 3 3	2 3	6	0	2	0	1 1	8
12 Gavin Griffiths	13:12	1-2	1-2	0-0	2 2 2	3 0	3	0	0	0	0 0	7
1 Sam Holberg	18:24	0-5	0-3	0-1	0 2 2	1 1	0	1	0	3	0 0	-1
Team					2 1 3	0	0	0	0	0	0	
Totals		19-55	4-22	21-26	13 28 41	14 23	63	11	18	11	4 5	5

Technical Fouls: Ulis 2nd 10:21

	BEC	NEB
Biggest lead	6 (1 st 14:54)	16 (2 nd 13:55)
Best Scoring Run	8 (2 nd 10:21)	9 (2 nd 13:55)
Lead Changes	2	
Times Tied	2	
Time with Lead	08:34	26:17

Points from Turnovers	BEC	NEB
Turnovers	12	21
Paint	24	30
Second Chance	8	11
Fast Breaks	4	19
Bench	18	22

Period by Period Scoring			
	1st	2nd	TOT
BEC	24	34	58
NEB	29	34	63

NEBRASKA 86, FDU 60



Official Basketball Box Score - Final
FDU at Nebraska
11/13/24 Pinnacle Bank Arena, Lincoln, Neb.
2024-25 Men's Basketball

Game Time: 7:01 PM
Game Duration: 1:57
Attendance: 14,473

Officials: Earl Walton, Michael Irving, Rob Kueneman

FDU - 60

Record: 1-3

NO. Name	Min	FG M-A	3P M-A	FT M-A	Rebounds OR DR TOT	Fouls PF	TP	AS	TO	ST	Blocks BS BA	+/-
7 Bismark Nsiah	F 22:41	1-2	0-0	0-1	0 2 2	3 1	2	1	2	0	0 0	-10
13 Jo'el Emanuel	F 29:45	4-10	0-5	2-2	0 4 4	3 1	10	4	0	0	0 0	-15
2 Terrence Brown	G 35:55	9-18	2-4	3-4	0 8 8	2 6	23	1	4	3	0 2	-20
8 Ahmed Barba-Bey	G 26:34	3-8	3-4	1-2	0 2 2	4 3	10	3	1	0	0 1	-27
20 Dylan Jones	G 32:19	4-11	2-8	0-0	2 1 3	0 0	10	1	2	0	1 0	-21
24 Brayden Reynolds	19:45	1-3	0-1	0-0	2 3 5	3 1	2	1	4	1	2	-8
12 Cameron Tweedy	15:43	1-4	0-0	1-2	1 3 3	2 3	1	1	2	0	3	-2
35 Jacob Warren	05:00	0-0	0-0	0-0	0 0 0	1 0	0	0	0	0	0 0	-15
1 Jameel Morris	07:10	0-1	0-1	0-0	0 0 0	1 0	0	0	1	0	0 0	-6
15 Josiah Morris	03:10	0-0	0-0	0-0	0 1 1	2 0	0	0	1	0	0 0	-3
5 Chidube Elwommadu	01:58	0-0	0-0	0-0	0 0 0	0 0	0	0	0	0	0 0	-3
Team					1 2 3	0	0	0	1	0	0	
Totals		23-57	7-23	7-11	7 24 31	21 15	60	12	17	6	3 6	-26

Technical Fouls: NONE

Shooting By Period
1 st FG% 14-32 43.8%
3PT% 3-10 30.0%
FT% 14-17 82.4%
2 nd FG% 14-33 42.4%
3PT% 4-13 30.8%
FT% 3-4 75%
GMFG% 23-57 40.4%
3PT% 7-23 30.4%
FT% 7-11 63.6%

Dead Ball Rebounds: 2, 0

Nebraska - 86

Record: 3-0

NO. Name	Min	FG M-A	3P M-A	FT M-A	Rebounds OR DR TOT	Fouls PF	TP	AS	TO	ST	Blocks BS BA	+/-
4 Juwan Gary	F 29:37	5-9	2-5	7-8	0 2 2	0 5	19	5	1	2	2 0	12
9 Berke Buyukuncel	F 25:16	4-6	1-3	3-4	3 4 7	3 2	12	3	1	0	1 0	16
0 Connor Essegian	G 16:31	2-9	2-7	2-2	0 2 2	3 1	8	0	1	0	0 0	5
3 Brice Williams	G 26:09	2-9	0-2	6-7	3 3 6	2 4	10	1	0	1	1 1	10
24 Rolife Worster	G 19:13	3-8	0-2	2-2	1 3 4	0 2	8	1	1	1	0 0	7
12 Gavin Griffiths	22:46	3-7	2-6	0-0	0 5 5	2 0	8	2	1	2	0 0	19
1 Sam Holberg	23:20	1-4	0-0	0-0	2 3 5	0 1	2	3	1	3	0 1	22
23 Andrew Morgan	07:26	1-2	0-0	2-3	1 1 2	2 3	4	0	1	0	0 0	3
2 Ahron Ulis	19:38	4-5	0-1	0-1	0 3 3	3 2	8	3	1	1	0 0	14
31 Gale Jacobsen	06:44	1-2	0-1	0-0	2 2 4	0 0	2	2	0	1	0 0	12
8 Jeff Grace	01:40	1-2	0-0	1-1	1 0 1	0 1	3	0	0	0	0 1	5
35 Henry Burt	01:40	1-2	0-1	0-0	0 0 0	0 0	2	0	0	0	0 0	5
Team					1 1 2	0	0	0				



2024-25 Nebraska Men's Basketball Combined Team Statistics All games

Page 1/1
as of Nov 17, 2024

Game Records

Record	Overall	Home	Away	Neutral
ALL GAMES	3-1	3-0	0-0	0-1
CONFERENCE	0-0	0-0	0-0	0-0
NON-CONFERENCE	3-1	3-0	0-0	0-1

Score by Periods

Team	1st	2nd	OT	TOT
Nebraska	159	151	0	310
Opponents	131	131	0	262

Team Box Score

No.	Player				Total		3-Point		F-Throw		Rebounds													
		GP-GS	MIN	AVG	FG-FGA	FG%	3FG-3FGA	3FG%	FT-FTA	FT%	OFF	DEF	TOT	AVG	PF	DQ	A	TO	BLK	STL	PTS	AVG		
3	WILLIAMS, Brice	4-4	106:33	26.6	20-45	.444	4-14	.286	31-34	.912	5	12	17	4.3	9	0	4	10	2	2	75	18.8		
4	GARY, Juwan	4-4	113:16	28.3	12-32	.375	3-12	.250	15-18	.833	6	13	19	4.8	5	0	8	6	2	10	42	10.5		
24	WORSTER, Rolлие	4-4	97:31	24.4	14-27	.519	3-8	.375	10-15	.667	4	13	17	4.3	3	0	7	12	1	7	41	10.3		
9	BUYUKTUNCCEL, Berke	4-4	103:39	25.9	14-23	.609	1-7	.143	10-12	.833	9	16	25	6.3	9	0	6	3	6	5	39	9.8		
0	ESSEGAN, Connor	4-1	74:60	18.7	10-26	.385	7-20	.350	10-10	1.000	1	10	11	2.8	5	0	2	5	0	1	37	9.3		
23	MORGAN, Andrew	4-0	54:23	13.6	8-17	.471	1-2	.500	13-18	.722	5	10	15	3.8	10	0	1	5	2	0	30	7.5		
12	GRIFFITHS, Gavin	4-0	57:06	14.3	6-15	.400	3-12	.250	0-0	.000	1	9	10	2.5	7	0	5	1	3	1	15	3.8		
2	ULIS, Ahron	4-0	61:11	15.3	5-16	.313	0-6	.000	3-5	.600	5	8	13	3.3	8	0	8	2	0	2	13	3.3		
34	MEAH, Braxton	3-3	51:05	17.0	4-9	.444	0-0	.000	1-4	.250	4	7	11	3.7	5	0	3	7	2	0	9	3.0		
8	GRACE, Jeff	1-0	01:40	1.7	1-2	.500	0-0	.000	1-1	1.000	1	0	1	1.0	0	0	0	0	0	0	3	3.0		
35	BURT, Henry	1-0	01:40	1.7	1-2	.500	0-1	.000	0-0	.000	0	0	0	0.0	0	0	0	0	0	0	2	2.0		
31	JACOBSEN, Cale	1-0	06:44	6.7	1-2	.500	0-1	.000	0-0	.000	2	2	4	4.0	0	0	2	0	0	1	2	2.0		
1	HOIBERG, Sam	4-0	70:13	17.6	1-10	.100	0-3	.000	0-1	.000	3	6	9	2.3	2	0	4	3	0	7	2	0.5		
Team											5	3	8											
Total		4	800		97-226	.429	22-86	.256	94-118	.797	51	109	160	40.0	63	0	50	54	18	36	310	77.5		
Opponents		4	800		95-242	.393	40-113	.354	32-52	.615	45	88	133	33.3	92	3	48	68	11	27	262	65.5		

Team Statistics

	NEBR	OPP
Scoring	310	262
Points per game	77.5	65.5
Scoring margin	+12.0	-
Field goals-att	97-226	95-242
Field goal pct	.429	.393
3 point fg-att	22-86	40-113
3-point FG pct	.256	.354
3-pt FG made per game	5.5	10.0
Free throws-att	94-118	32-52
Free throw pct	.797	.615
F-Throws made per game	23.5	8.0
Rebounds	160	133
Rebounds per game	40.0	33.3
Rebounding margin	+6.8	-
Assists	50	48
Assists per game	12.5	12.0
Turnovers	54	68
Turnovers per game	13.5	17.0
Turnover margin	+3.5	-
Assist/turnover ratio	0.9	0.7
Steals	36	27
Steals per game	9.0	6.8
Blocks	18	11
Blocks per game	4.5	2.8
Winning streak	0	-
Home win streak	3	-
Attendance	43916	0
Home games-Avg/Game	3-14639	0-0
Neutral site-Avg/Game	-	1-3241

Team Results

Date	Opponent		Score	Att.
11/04/2024	UTRGV	W	87-67	14305
11/09/2024	Bethune-Cookman	W	63-58	15138
11/13/2024	FDU	W	86-60	14473
11/17/2024	vs Saint Mary's (CA)	L	74-77	3241