



# NEBRASKA BASKETBALL

## 2024-25 GAME NOTES

X HUSKERMBB

Instagram HUSKERMBB

f HUSKERMBB

### GAME #9

**OPPONENT:** INDIANA  
**DATE:** FRIDAY, DEC. 13  
**TIPOFF:** 7:01 P.M. (CT)  
**LOCATION:** LINCOLN, NEB.  
**ARENA:** PINNACLE BANK ARENA

### GAME AT A GLANCE



#### Nebraska Cornhuskers

2024-25 Record: ..... 6-2 (0-1 BIG)  
Head Coach: ..... Fred Hoiberg  
Record at Nebraska: ..... 69-96 (6th year)  
Career Record: ..... 184-152 (11th year)



#### Huskers Radio Network

Play-by-Play: ..... Kent Pavelka  
Analyst: ..... Jake Muhleisen



#### Indiana Hoosiers

2024-25 Record: ..... 8-2 (1-0 BIG)  
Head Coach: ..... Mike Woodson  
Record at School: ..... 71-42 (4th year)  
Career Record: ..... Same



#### BTN

Play-by-Play: ..... Brandon Gaudin  
Analyst: ..... LaPhonso Ellis  
Also available on Fox Sports app

### ON THE AIR

**Radio:** Friday's game will be carried on the Huskers Radio Network with Kent Pavelka and Jake Muhleisen on the call, including KLIN (1400 AM) in Lincoln and KKCD (105.9 FM) in Omaha.

**TV/Online:** Friday's game will be on FOX with Brandon Gaudin and LaPhonso Ellis on the call. It will also be available online on the Fox Sports app.

## HUSKERS HOST HOOSIERS FRIDAY NIGHT

The Nebraska men's basketball team returns home for its Big Ten Conference home opener, as the Indiana Hoosiers visit Pinnacle Bank Arena on Friday night. Tipoff is set for shortly after 7 p.m. (central), and the matchup between the Huskers and Hoosiers will be carried nationally on FOX, marking the network's first men's basketball game from Pinnacle Bank Arena. Because of Friday's NCAA volleyball match, the men's basketball game will be carried on select Huskers Radio Network affiliates, including KLIN (1400 AM) in Lincoln, KKCD (105.9 FM) in Omaha, KRGY (97.3 FM) in Grand Island, KHAQ (98.5 FM) in North Platte and KAMI (1580 AM) in Cozad. It will also be available on Huskers.com and the Huskers app.

A limited number of 300 Level tickets are available for the matchup and can be purchased for \$15 apiece by visiting Huskers.com/Tickets, by calling 800-8-BIGRED during business hours (9 a.m.-4 p.m., Mon.-Fri.) or at the Pinnacle Bank Arena Ticket office beginning at 5:30 p.m.

Nebraska (6-2, 0-1) looks to rebound following an 89-52 loss at now No. 21 Michigan State in its Big Ten opener last Saturday in East Lansing. The Huskers shot just 33 percent on the day, including 29 percent in the second half, as the Spartans took control in the second half. Nebraska entered its Big Ten opener averaging 86.6 ppg over its previous five games on 48 percent shooting.

For the Huskers, senior Andrew Morgan led NU with 14 points and seven rebounds while Brice Williams added 11 markers as Nebraska saw its three-game win streak snapped. While Williams has been one of the Big Ten's top scorers at 17.5 points per game entering Friday's contest, Morgan has given the Huskers some scoring punch off the bench. He has reached double figures in each of the last two games and has four double-figure performances in the Huskers' first eight contests.

For the Huskers to get back into the win column, NU will need to get back to a strong defense effort and to a better job on the boards. In its first seven games, NU held opponents to under 39 percent shooting, while Michigan State became the first Husker opponent in 25 games to shoot over 50 percent from the field. NU also gave up 48 rebounds against the Spartans, which led to 17 second-chance points.

Indiana (8-2, 1-0 Big Ten) is riding a four-game win streak following an 82-67 win over Minnesota on Monday. Oumar Ballo had 18 points and seven rebounds to lead five Hoosiers in double figures. Indiana shot 56 percent in the win and enjoyed a 35-22 advantage on the glass.

# 103

Nebraska's 103 points against North Florida on Dec. 1 marked the program's first 100-point game since 2021 and 45th in school history. NU is now 9-2 under Fred Hoiberg when scoring at least 90 points with both losses coming in overtime.

## 2024-25 SCHEDULE

| Date                                   | AP Rk. | Opponent                             | TV/Online | Time                 |
|--|--------|--------------------------------------|-----------|----------------------|
| Oct. 27                                |        | Grand Valley State (Exh.)            | BIG+      | W, 73-53             |
| Nov. 4                                 |        | UT Rio Grande Valley                 | BIG+      | W, 87-67             |
| Nov. 9                                 |        | Bethune Cookman                      | BIG+      | W, 63-58             |
| Nov. 13                                |        | FDU                                  | BIG+      | W, 86-60             |
| Nov. 17                                |        | vs. Saint Mary's (Sioux Falls, S.D.) | BTN       | L, 74-77             |
| Nov. 22                                |        | at No. 14 Creighton                  | FS1       | W, 74-63             |
| Nov. 27                                | RV     | South Dakota                         | BTN       | W, 96-79             |
| Dec. 1                                 | RV     | North Florida                        | BTN       | W, 103-72            |
| Dec. 7                                 | RV     | at RV Michigan State *               | BTN       | L, 52-89             |
| Dec. 13                                |        | RV Indiana *                         | FOX       | 7 p.m.               |
| Hawaiian Airlines Diamond Head Classic |        |                                      |           |                      |
| Dec. 22                                |        | vs. Murray State                     | ESPN      | 8 p.m.               |
| Dec. 23                                |        | vs. Hawai'i/Charlotte                | ESPN2     | 9:30 p.m./11:30 p.m. |
| Dec. 25                                |        | vs. TBA                              | TBD       | TBD                  |
| Dec. 30                                |        | Southern                             | BTN       | 8 p.m.               |
| Jan. 4                                 |        | UCLA *                               | FOX       | 1 p.m.               |
| Jan. 7                                 |        | at Iowa *                            | Peacock   | 7 p.m.               |
| Jan. 12                                |        | at Purdue *                          | BTN       | 11 a.m.              |
| Jan. 16                                |        | Rutgers *                            | FS1       | 8 p.m.               |
| Jan. 19                                |        | at Maryland *                        | BTN       | 11 a.m.              |
| Jan. 22                                |        | USC *                                | BTN       | 8 p.m.               |
| Jan. 26                                |        | at Wisconsin *                       | BTN       | Noon                 |
| Jan. 30                                |        | Illinois *                           | FS1       | 7:30 p.m.            |
| Feb. 2                                 |        | at Oregon *                          | BTN       | 6:30 p.m.            |
| Feb. 5                                 |        | at Washington *                      | BTN       | 9:30 p.m.            |
| Feb. 9                                 |        | Ohio State *                         | BTN       | 1 p.m.               |
| Feb. 13                                |        | Maryland *                           | BTN       | 7:30 p.m.            |
| Feb. 16                                |        | at Northwestern *                    | BTN       | 2 p.m.               |
| Feb. 19                                |        | at Penn State *                      | BTN       | 5:30 p.m.            |
| Feb. 24                                |        | Michigan *                           | FS1       | 7 p.m.               |
| March 1                                |        | Minnesota *                          | BTN       | 1 p.m.               |
| March 4                                |        | at Ohio State *                      | Peacock   | 8 p.m.               |
| March 9                                |        | Iowa *                               | FOX       | 11:30 a.m.           |
| March 12-16                            |        | at Big Ten Tournament (Indianapolis) | TBD       | TBD                  |

\*-Big Ten Conference Game; **Home games** are in red and bold

## 2024-25 ROSTER AT A GLANCE

| No | Name              | Pos. | Ht.  | Wt. | Yr. | Hometown               | GP/GS | MPG  | PPG  | RPG | APG | BPG | SPG |
|----|-------------------|------|------|-----|-----|------------------------|-------|------|------|-----|-----|-----|-----|
| 0  | Connor Essegian   | G    | 6-4  | 190 | Jr. | Fort Wayne, Ind.       | 8/3   | 21.4 | 13.0 | 2.5 | 1.1 | 0.0 | 0.4 |
| 1  | Sam Hoiberg       | G    | 6-0  | 185 | Jr. | Lincoln, Neb.          | 8/0   | 16.9 | 2.5  | 2.3 | 0.8 | 0.1 | 1.8 |
| 2  | Ahron Ulis        | G    | 6-3  | 190 | Sr. | Chicago, Ill.          | 8/0   | 15.1 | 3.5  | 2.1 | 1.9 | 0.0 | 0.8 |
| 3  | Brice Williams    | G    | 6-7  | 214 | Sr. | Huntersville, N.C.     | 8/8   | 28.8 | 17.5 | 2.5 | 1.8 | 0.3 | 0.9 |
| 4  | Juwan Gary        | F    | 6-6  | 226 | Sr. | Columbia, S.C.         | 8/8   | 25.0 | 10.6 | 4.4 | 1.1 | 0.5 | 1.5 |
| 5  | Braden Frager     | F    | 6-7  | 220 | Fr. | Lincoln, Neb.          | -     | -    | -    | -   | -   | -   | -   |
| 8  | Jeffrey Grace III | G    | 6-3  | 200 | Jr. | Elmhurst, Ill.         | 3/0   | 1.7  | 1.7  | 1.0 | 0.0 | 0.0 | 0.0 |
| 9  | Berke Büyüktuncel | F    | 6-10 | 244 | So. | Bursa, Türkiye         | 7/6   | 21.3 | 8.6  | 5.9 | 1.6 | 0.9 | 1.4 |
| 12 | Gavin Griffiths   | G    | 6-7  | 193 | So. | Simsbury, Conn.        | 8/0   | 12.0 | 2.4  | 2.4 | 1.0 | 0.4 | 0.5 |
| 20 | Justin Bolis      | F    | 6-8  | 225 | So. | Lincoln, Neb.          | -     | -    | -    | -   | -   | -   | -   |
| 23 | Andrew Morgan     | F    | 6-10 | 242 | Sr. | Waseca, Minn.          | 8/0   | 17.1 | 8.4  | 5.3 | 0.9 | 0.4 | 0.3 |
| 24 | Rollie Worster    | G    | 6-5  | 210 | Sr. | Missoula, Mont.        | 8/8   | 24.9 | 8.9  | 4.0 | 2.6 | 0.3 | 1.5 |
| 25 | Nick Janowski     | G    | 6-4  | 208 | Fr. | Pewaukee, Wis.         | -     | -    | -    | -   | -   | -   | -   |
| 31 | Cale Jacobsen     | G    | 6-4  | 195 | So. | Ashland, Neb.          | 5/0   | 8.6  | 1.6  | 1.4 | 1.2 | 0.4 | 0.6 |
| 34 | Braxton Meah      | C    | 7-1  | 265 | Sr. | Layton, Utah           | 7/7   | 15.6 | 3.7  | 4.0 | 0.9 | 0.3 | 0.4 |
| 35 | Henry Burt        | F    | 6-7  | 222 | So. | Omaha, Neb.            | 3/0   | 1.7  | 0.7  | 0.0 | 0.0 | 0.0 | 0.0 |
| 51 | Rienk Mast        | F    | 6-10 | 260 | Sr. | Groningen, Netherlands | -     | -    | -    | -   | -   | -   | -   |

2024-25 NEBRASKA BASKETBALL ROSTER

| No. | VL | Name              | Pos. | Ht.  | Wt. | Yr. | Hometown               | Previous School      | X                | Instagram        |
|-----|----|-------------------|------|------|-----|-----|------------------------|----------------------|------------------|------------------|
| 0   |    | Connor Essegian   | G    | 6-4  | 190 | Jr. | Fort Wayne, Ind.       | Wisconsin            | @CESsegian       | connoressegian   |
| 1   | ** | Sam Hoiberg       | G    | 6-0  | 185 | Jr. | Lincoln, Neb.          | Pius X               | @samhoiberg      | samhoiberg       |
| 2   | *  | Ahron Ullis       | G    | 6-3  | 190 | Sr. | Chicago, Ill.          | Iowa                 | @AhronUllis      | ahron1_          |
| 3   | *  | Brice Williams    | G    | 6-7  | 214 | Sr. | Huntersville, N.C.     | Charlotte            | @bgotit_         | blaviss          |
| 4   | ** | Juwan Gary        | F    | 6-6  | 226 | Sr. | Columbia, S.C.         | Alabama              | @takflight24     | wanwitdabutter   |
| 5   |    | Braden Frager     | F    | 6-7  | 220 | Fr. | Lincoln, Neb.          | Southwest HS         | @Braden_Frager   | braden_frager    |
| 8   | ** | Jeffrey Grace III | G    | 6-3  | 200 | Jr. | Elmhurst, Ill.         | Arizona State        | @JeffreyGrace11  | kg3is23          |
| 9   |    | Berke Büyüktuncel | F    | 6-10 | 244 | So. | Bursa, Türkiye         | UCLA                 |                  | berkebuyuktuncel |
| 12  |    | Gavin Griffiths   | G    | 6-7  | 193 | So. | Simsbury, Conn.        | Rutgers              | @gavingriff_     | gavingriff_      |
| 20  |    | Justin Bolis      | F    | 6-8  | 225 | So. | Lincoln, Neb.          | Southeast CC         | @JustinBolis     | justinbolis      |
| 23  |    | Andrew Morgan     | F    | 6-10 | 242 | Sr. | Waseca, Minn.          | North Dakota State   |                  | akmorgan10_      |
| 24  |    | Rollie Worster    | G    | 6-5  | 210 | Sr. | Missoula, Mont.        | Utah                 |                  | rj_w2            |
| 25  |    | Nick Janowski     | G    | 6-4  | 208 | Fr. | Pewaukee, Wis.         | Pewaukee HS          | @nick_janowski12 | nick.janowski    |
| 31  | *  | Cale Jacobsen     | G    | 6-4  | 195 | So. | Ashland, Neb.          | Ashland-Greenwood HS | @calejacobsen_   | calejacobsen_    |
| 34  |    | Braxton Meah      | C    | 7-1  | 265 | Sr. | Layton, Utah           | Washington           | @Braxton_Meah    | Braxtonmeah      |
| 35  | *  | Henry Burt        | F    | 6-7  | 222 | So. | Omaha, Neb.            | Elkhorn South HS     | @HenryBurt15     | henryburt0       |
| 51  | *  | Rienk Mast        | F    | 6-10 | 260 | Sr. | Groningen, Netherlands | Bradley              |                  | rienk_mast       |

2024-25 NEBRASKA BASKETBALL COACHING STAFF

Head Coach

Fred Hoiberg, sixth season (Iowa State, 1995)

Assistant Coaches

Adam Howard, third season (Western Kentucky, 2008)  
Nate Loenser, fourth season (Iowa State, 2002)  
Ernie Zeigler, third season (Cleary, 1994)

Support Staff

Director of Men’s Basketball Strength & Conditioning: Kurt Joseph  
Dir. of Basketball Strategies & Business Operations: Luca Virgilio  
Assistant Director of Basketball Operations: Sheryl Burbach  
Director of Player Development: Emmanuel Tommy  
Video Coordinator: Michael Bania  
Recruiting Coordinator: Pady Borders  
Graduate Managers: Josiah Allick, Nihilo Ibarra, Justin Moore  
  
Athletic Trainer: Andrew McCabe  
Team Nutritionist: Jake Blattner  
Sports Psychologist: Heather Kiefer  
NAPL Director: Matt Thome  
Equipment Manager: Pat Norris

PRONUNCIATION GUIDE

| Name              | Pronunciation               |
|-------------------|-----------------------------|
| Josiah Allick     | AL-ick                      |
| Berke Büyüktuncel | BEAR-keh buh-YOOK-toon-jell |
| Connor Essegian   | eh-SEE-jin                  |
| Juwan Gary        | Juh-WAHN                    |
| Nate Loenser      | Len-zer                     |
| Rienk Mast        | RINK                        |
| Braxton Meah      | MEE-uh                      |
| Ahron Ullis       | YOU-liss                    |
| Rollie Worster    | raw-lee Wooster             |
| Ernie Zeigler     | Zig-ler                     |

HUSKERS RADIO NETWORK



KENT PAVELKA

- Is in his 38th season of calling Husker men’s basketball
- Called NU basketball for two stretches from 1974-1996 before returning to play-by-play duties full time in 2006-07
- Called his 1,000th Husker basketball game in 2018-19
- Six-time Nebraska Sportscaster of the Year who was inducted into the Nebraska Broadcasters Hall of Fame in 2019




JAKE MUHLEISEN

- Is in his seventh season as full-time color analyst after serving in a part-time basis for five seasons
- Was a four-year starter at guard for Nebraska from 2002-05
- Three-year team captain and started 98 games in his career
- Served as a graduate assistant at Creighton from 2005-07

| City             | Station | Frequency       |
|------------------|---------|-----------------|
| Alliance         | KCOW    | 1400 AM         |
| Aurora           | KRGY    | 97.3 FM         |
| Beatrice         | KWBE    | 1450 AM         |
| Broken Bow       | KBBN    | 95.3 FM         |
| Chadron          | KCSR    | 610 AM          |
| Columbus         | KJSK    | 900 AM          |
| Columbus         | KKOT    | 93.5 FM         |
| Fairbury         | KGMT    | 1310 AM         |
| Falls City       | KTNC    | 1230 AM         |
| Falls City       | KTNC    | 107.1 FM        |
| Fremont          | KHUB    | 1340 AM         |
| Fremont          | KFMT    | 105.5 FM        |
| Gibbon           | KMTY    | 97.7 FM         |
| Gibbon           | KSDZ    | 95.5 FM         |
| Grand Island     | KRGI    | 1430 AM         |
| Hastings         | KHAS    | 1230 AM         |
| Hastings         | KLIQ    | 94.5 FM         |
| Hastings/Kearney | KICS    | 1450            |
| Hastings/Kearney | KXPN    | 1460 AM         |
| Hay Springs      | KBPY    | 107.7 FM        |
| Holdrege         | KUVR    | 1380 AM/96.9 FM |
| Imperial         | KADL    | 102.9 FM        |
| Kearney          | KGFW    | 1340 AM         |
| Kearney          | KGFW    | 96.1 FM         |
| Lexington        | KRVN    | 880 AM          |
| Lexington        | KAMI    | 1580 AM         |
| Lincoln          | KLIN    | 1400 AM         |
| Lincoln          | KLIN    | 99.3 FM         |
| McCook           | KSWN    | 93.9 FM         |
| McCook           | KZMC    | 102.1 FM        |
| McCook           | KIOD    | 105.3 FM        |
| Nebraska City    | KNCY    | 1600 AM         |
| Norfolk          | KNEN    | 94.7 FM         |
| North Platte     | KODY    | 1240 AM         |
| Omaha            | KXSP    | 590 AM          |
| O’Neill          | KBRX    | 102.9 FM        |
| Scottsbluff      | KNEB    | 960 AM          |
| Scottsbluff      | KNEB    | 94.1 FM         |
| Sidney           | KSID    | 98.7 FM         |
| Superior         | KRFS    | 1600 AM         |
| Superior         | KRFS    | 103.9 FM        |
| Terrytown        | KOLT    | 690 AM          |
| Valentine        | KVSH    | 940 AM          |
| Valentine        | KDJL    | 99.5 FM         |

Also available nationwide on Huskers.com and the Huskers App.

## PROBABLE STARTERS (BASED ON LAST GAME)



## #24 ROLLIE WORSTER | G | SR. | 6-5 | 210 | MISSOULA, MONT.

**2024-25 Averages:** PPG: 8.9 | RPG: 4.0 | APG: 2.6 | SPG: 1.5

**Worth Noting:** Will make his 110th career start on Friday...Finished with nine points and three assists at Michigan State...Has an 4.6-to-1 assist-to-turnover ratio over the last four games...Led NU in assists (six) and rebounds (eight) vs. South Dakota...Three double-figure games, including 11 points at No. 14 Creighton...Tallied 18 points and nine rebounds vs. UTRGV...Played in 16 games at Utah before a season-ending injury in 2023-24, averaging 9.9 points, 5.5 assists and 4.9 rebounds per game...Was third in Pac-12 in assists and leading conf. in asst.-to-turnover ratio (2.93-to-1) at the time of his injury...Started all 30 games he played in 2022-23, averaging 8.6 points, 5.2 rebounds and 5.0 assists per game...Nearly had triple-double vs. No. 4 Arizona with 12 points, 11 rebounds and nine assists.

**Career Bests (includes Utah/Utah St.):** Pts: 19 | Reb: 11 | Ast: 10 (4x) | Stl: 6



## #3 BRICE WILLIAMS | G | SR. | 6-7 | 214 | HUNTERVILLE, N.C.

**2024-25 Averages:** PPG: 17.5 | RPG: 2.5 | APG: 1.8

**Worth Noting:** One of the top returning scorers in the Big Ten...Has been in double figures in 12 straight games dating back to last year after scoring 11 at MSU...Finished with 17 points and six assists vs. North Florida...Had 21 points and four assists vs. South Dakota...Tied for team-high honors with 16 points at No. 14 Creighton...Finished with a season-high 28 points (8-of-12 FG, 11-of-11 FT) vs. Saint Mary's...Led NU with 27 points and five boards vs. UTRGV...Averaged 13.4 ppg, 5.5 rpg and 2.5 apg, ranking in the top three on the team in all three categories in 2023-24...Second-team Conference USA pick in 2022-23, averaging 13.8 ppg and 5.3 rpg...MVP of the CBI (16.3 ppg, 7.8 rpg, 3.0 apg)...Father (Henry) scored a school-record 2,382 points at Charlotte and is a member of the school's Hall of Fame.

**Career Bests (includes Charlotte):** Pts: 32 | Reb: 13 | Ast: 9 | Stl: 4



## #0 CONNOR ESSEGIAN | G | JR. | 6-4 | 190 | FORT WAYNE, IND.

**2024-25 Averages:** PPG: 13.0 | RPG: 2.5 | APG: 1.1

**Worth Noting:** Wisconsin transfer who has started last two games...Averaging 16.8 ppg over last four despite being held to one point at Michigan State...Had 22 points on just 10 shots (6-of-8 from 3) vs. North Florida...Came off the bench for a career-high 29 points and five assists in NU's win over South Dakota...Had 15 points off the bench in the win at No. 4 Creighton...Keyed NU's win over UTRGV with 13 points, including seven straight in a 12-0 second-half run...Came off the bench for the Badgers in 2023-24, averaging 3.2 ppg and 0.8 rpg in 33 contests...Named to the Big Ten All-Freshman team in 2022-23, averaging 11.7 ppg and 3.7 rpg...Set a school freshman record with 69 3-pointers...Spent parts of the last two summers playing for the Armenian National Team...Averaged 13.0 points and 5.5 rebounds per game as Armenia won the 2024 LA International Cup Title.

**Career Bests (includes Wisconsin):** Pts: 29 | Reb: 11 | Ast: 5 | Stl: 2 (3x) | Bl: 1



## #4 JUWAN GARY | F | SR. | 6-6 | 226 | COLUMBIA, S.C.

**2024-25 Averages:** PPG: 10.6 | RPG: 4.4 | APG: 1.1 | SPG: 1.5

**Worth Noting:** Third-year starter at Nebraska...Had nine points and three rebounds at Michigan State...Had 18 points, five boards and two blocked shots vs. North Florida...Keyed NU's win at No. 14 Creighton with 16 points, seven boards and two steals...Had 19 points and a career-high five assists vs. FDU...Averaged 11.6 ppg and 6.1 rpg in 2023-24, while leading NU in both blocks and steals per game...Had 16 double-figure games in 2023-24, including a trio of 20-point efforts...Totaled five double-doubles in 2023-24, highlighted by a 13-point, 18-board effort at K-State...Career high 22 points vs. Minnesota...Started 17 games before shoulder surgery in 2022-23...Played in 29 games at Alabama in 2021-22...Helped Crimson Tide to an SEC title and an NCAA Sweet 16 appearance in 2020-21...Ranked No. 64 nationally in the class of 2019 by ESPN (25 ppg, 7 rpg as a senior).

**Career Bests (includes Alabama):** Pts: 22 | Reb: 18 | Ast: 5 | Bl: 4 | St: 5



## #34 BRAXTON MEAH | C | SR. | 7-1 | 265 | LAYTON, UTAH

**2024-25 Averages:** PPG: 3.7 | RPG: 4.0 | APG: 0.9

**Worth Noting:** Two-year starter at Washington who joined program in offseason...Has a career .722 field goal percentage...Battled foul trouble at Michigan State and was scoreless in 10 minutes...Had five points and four boards vs. North Florida...Had a season-high 12 points on 6-of-6 shooting and five boards vs. South Dakota...Had six rebounds and a steal in 11 minutes vs. No. 14 Creighton...Played in all 32 games at UW, averaging 5.3 points and 5.3 rebounds per game...Led UW in field goal percentage (.770) and blocked shots (27)...Named to Pac-12 All-Defensive Team in 2022-23, averaging 8.8 points, 7.2 rebounds and 1.6 blocks per game...Ranked fifth in Pac-12 in blocked shots and seventh in rebounding, while leading conference with a .706 field goal percentage...Began his college career at Fresno State.

**Career Bests (includes Wash/Fresno St.):** Pts: 21 | Reb: 17 | Ast: 3 (3x) | Stl: 2 (5x) | Bl: 6

## NATIONAL POLLS

## ASSOCIATED PRESS (DEC. 9)

| No | Team (1st)        | Record | Points | Prev. |
|----|-------------------|--------|--------|-------|
| 1  | Tennessee (58)    | 8-0    | 1544   | 3     |
| 2  | Auburn (3)        | 8-1    | 1438   | 2     |
| 3  | Iowa State        | 7-1    | 1424   | 6     |
| 4  | Duke              | 7-2    | 1295   | 9     |
| 5  | Kentucky          | 8-1    | 1284   | 4     |
| 6  | Marquette         | 9-1    | 1274   | 5     |
| 7  | Alabama           | 7-2    | 1126   | 10    |
| 8  | Gonzaga           | 7-2    | 1082   | 7     |
| 9  | Florida           | 9-0    | 1030   | 13    |
| 10 | Kansas            | 7-2    | 940    | 1     |
| 11 | Purdue            | 8-2    | 840    | 8     |
| 12 | Oregon            | 9-1    | 784    | 12    |
| 13 | Oklahoma          | 9-0    | 567    | 21    |
| 14 | Michigan          | 8-1    | 522    | NR    |
| 15 | Houston           | 5-3    | 514    | 17    |
| 16 | Clemson           | 9-1    | 491    | NR    |
| 17 | Texas A&M         | 8-2    | 415    | 22    |
| 18 | UConn             | 7-3    | 394    | 25    |
| 19 | Ole Miss          | 8-1    | 379    | 23    |
| 20 | Wisconsin         | 8-2    | 307    | 11    |
| 21 | Michigan State    | 8-2    | 292    | NR    |
| 22 | Cincinnati        | 7-1    | 288    | 14    |
| 23 | San Diego State   | 6-2    | 276    | 24    |
| 24 | UCLA              | 8-1    | 229    | NR    |
| 25 | Mississippi State | 8-1    | 179    | NR    |

**Others receiving votes:** Baylor 150, Arizona St 143, Memphis 123, Missouri 119, Penn St. 90, Arkansas 89, Drake 67, Pittsburgh 62, Utah St. 57, Illinois 47, St. John's 43, Maryland 39, Dayton 38, Creighton 32, Indiana 30, West Virginia 30, North Carolina 24, Georgia 21, Saint Mary's 20, Texas 8, Rhode Island 3, Loyola Chicago 1.

## USA TODAY COACHES (DEC. 9)

| No | Team (1st)      | Record | Points | Prev. |
|----|-----------------|--------|--------|-------|
| 1  | Tennessee (26)  | 8-0    | 770    | 3     |
| 2  | Auburn (5)      | 8-1    | 732    | 2     |
| 3  | Iowa State      | 7-1    | 697    | 5     |
| 4  | Marquette       | 9-1    | 655    | 4     |
| 5  | Kentucky        | 8-1    | 651    | 6     |
| 6  | Duke            | 7-2    | 628    | 9     |
| 7  | Florida         | 9-0    | 548    | 13    |
| 8  | Alabama         | 7-2    | 545    | 12    |
| 9  | Gonzaga         | 7-2    | 474    | 8     |
| 10 | Kansas          | 7-2    | 468    | 1     |
| 11 | Purdue          | 8-2    | 440    | 7     |
| 12 | Oregon          | 9-1    | 385    | 10    |
| 13 | Houston         | 5-3    | 304    | 18    |
| 14 | Michigan        | 8-1    | 275    | 23    |
| 15 | Ole Miss        | 8-1    | 258    | 20    |
| 16 | Clemson         | 9-1    | 237    | NR    |
| 17 | Oklahoma        | 9-0    | 233    | 21    |
| 18 | Texas A&M       | 8-2    | 197    | 24    |
| 19 | Michigan State  | 8-2    | 177    | 25    |
| 20 | UConn           | 7-3    | 165    | NR    |
| 21 | UCLA            | 8-1    | 151    | NR    |
| 22 | Wisconsin       | 8-2    | 139    | 11    |
| 23 | Cincinnati      | 7-1    | 124    | 14    |
| 24 | San Diego State | 6-2    | 105    | NR    |
| 25 | Baylor          | 5-3    | 99     | 16    |

**Others receiving votes:** Mississippi State 93; Illinois 72; St. John's 51; Pittsburgh 50; Arizona State 45; Maryland 42; Memphis 39; Drake 35; Utah State 32; Penn State 30; Saint Mary's 28; Missouri 21; Creighton 20; Georgia 18; West Virginia 11; Arkansas 10; UC Irvine 5; Texas 5; Dayton 4; Texas Tech 2; North Carolina 2; Loyola Chicago 2; LSU 1;



BIG TEN STANDINGS (DEC. 11)

| Team           | B1G | Pct.  | Overall | Pct. |
|----------------|-----|-------|---------|------|
| UCLA           | 2-0 | 1.000 | 8-1     | .889 |
| Michigan       | 2-0 | 1.000 | 8-2     | .800 |
| Michigan State | 2-0 | 1.000 | 8-2     | .800 |
| Indiana        | 1-0 | 1.000 | 8-2     | .800 |
| Oregon         | 1-1 | .500  | 9-1     | .900 |
| Maryland       | 1-1 | .500  | 8-2     | .800 |
| Penn State     | 1-1 | .500  | 8-2     | .800 |
| Purdue         | 1-1 | .500  | 8-2     | .800 |
| Illinois       | 1-1 | .500  | 7-2     | .778 |
| Iowa           | 1-1 | .500  | 7-2     | .778 |
| Northwestern   | 1-1 | .500  | 7-3     | .700 |
| Ohio State     | 1-1 | .500  | 6-3     | .667 |
| Rutgers        | 1-1 | .500  | 6-4     | .600 |
| USC            | 1-1 | .500  | 6-4     | .600 |
| Nebraska       | 0-1 | .000  | 6-2     | .750 |
| Wisconsin      | 0-2 | .000  | 8-3     | .727 |
| Washington     | 0-2 | .000  | 7-3     | .700 |
| Minnesota      | 0-2 | .000  | 6-5     | .545 |

Big Ten Schedule

All times listed are central

| Date    | Contest                         | Time         |
|---------|---------------------------------|--------------|
| Dec. 9  | Indiana 82, Minnesota 67        |              |
| Dec. 10 | Rutgers 80, Penn State 76       |              |
| Dec. 10 | Illinois 86, Wisconsin 80       |              |
| Dec. 10 | Arkansas 89, Michigan 87        |              |
| Dec. 10 | Washington 87, Eastern Wash 69  |              |
| Dec. 12 | Iowa State at Iowa              | 6:30 PM CST  |
| Dec. 13 | Indiana at Nebraska             | 7:00 PM CST  |
| Dec. 14 | Texas A&M at Purdue             | 11:00 AM CST |
| Dec. 14 | Coppin State at Penn State      | 11:30 AM CST |
| Dec. 14 | Ohio State vs. Auburn           | 12:00 PM CST |
| Dec. 14 | Wisconsin vs. Butler            | 1:30 PM CST  |
| Dec. 14 | UCLA at Arizona                 | 2:00 PM CST  |
| Dec. 14 | Seton Hall at Rutgers           | 2:00 PM CST  |
| Dec. 14 | Tennessee at Illinois           | 4:30 PM CST  |
| Dec. 15 | New Orleans at Iowa             | 1:00 PM CST  |
| Dec. 15 | Georgia Tech vs. Northwestern   | 2:30 PM CST  |
| Dec. 15 | Stephen F. Austin at Oregon     | 5:00 PM CST  |
| Dec. 15 | Montana State at USC            | 7:00 PM CST  |
| Dec. 17 | Oakland vs. Michigan State      | 6:00 PM CST  |
| Dec. 17 | Saint Francis (PA) at Maryland  | 6:30 PM CST  |
| Dec. 17 | Valparaiso at Ohio State        | 7:00 PM CST  |
| Dec. 17 | Prairie View at UCLA            | 8:30 PM CST  |
| Dec. 18 | Oklahoma vs. Michigan           | 8:00 PM CST  |
| Dec. 18 | CSUN at USC                     | 9:00 PM CST  |
| Dec. 18 | Washington State at Washington  | 10:00 PM CST |
| Dec. 21 | Syracuse vs. Maryland           | 11:00 AM CST |
| Dec. 21 | Penn State at Drexel            | 11:00 AM CST |
| Dec. 21 | Rutgers vs. Princeton           | 11:00 AM CST |
| Dec. 21 | Chattanooga at Indiana          | 11:00 AM CST |
| Dec. 21 | FDU at Minnesota                | 1:00 PM CST  |
| Dec. 21 | Fla. Atlantic at Michigan State | 1:00 PM CST  |
| Dec. 21 | North Carolina vs. UCLA         | 2:00 PM CST  |
| Dec. 21 | DePaul at Northwestern          | 3:00 PM CST  |
| Dec. 21 | Auburn vs. Purdue               | 3:30 PM CST  |
| Dec. 21 | Kentucky vs. Ohio State         | 4:30 PM CST  |
| Dec. 21 | Utah vs. Iowa                   | 5:00 PM CST  |
| Dec. 21 | Oregon vs. Stanford             | 7:00 PM CST  |
| Dec. 22 | Southern U. at USC              | 3:00 PM CST  |
| Dec. 22 | Nebraska vs. Murray State       | 8:00 PM CST  |

BY THE NUMBERS

| Nebraska Cornhuskers                               |          |         | Indiana Hoosiers                                   |         |         |
|--|----------|---------|--|---------|---------|
| 2024-25 Team Statistics (Record: 6-2, 0-1 Big Ten) |          |         | 2024-25 Team Statistics (Record: 8-2, 1-0 Big Ten) |         |         |
| Category   | Nebraska | OPP     | Category   | IND     | OPP     |
| SCORING  | 635      | 565     | Scoring  | 804     | 691     |
| Points per game                                    | 79.4     | 70.6    | Points per game                                    | 80.4    | 69.1    |
| Scoring margin                                     | +8.8     | -       | Scoring margin                                     | +11.3   | -       |
| FIELD GOALS-ATT                                    | 212-474  | 192-475 | Field goals-att                                    | 291-572 | 255-628 |
| Field goal pct                                     | .447     | .404    | Field goal pct                                     | .509    | .406    |
| 3 POINT FG-ATT                                     | 54-181   | 83-249  | 3 point fg-att                                     | 61-170  | 74-244  |
| 3-point FG pct                                     | .298     | .333    | 3-point FG pct                                     | .359    | .303    |
| 3-pt FG made per game                              | 6.8      | 10.4    | 3-pt FG made per game                              | 6.1     | 7.4     |
| FREE THROWS-ATT                                    | 157-205  | 98-137  | Free throws-att                                    | 161-214 | 107-156 |
| Free throw pct                                     | .766     | .715    | Free throw pct                                     | .752    | .686    |
| F-Throws made per game                             | 19.6     | 12.3    | F-Throws made per game                             | 16.1    | 10.7    |
| REBOUNDS   | 297      | 288     | Rebounds   | 381     | 321     |
| Rebounds per game                                  | 37.1     | 36.0    | Rebounds per game                                  | 38.1    | 32.1    |
| Rebounding margin                                  | +1.1     | -       | Rebounding margin                                  | +6.0    | -       |
| ASSISTS  | 112      | 105     | Assists  | 175     | 142     |
| Assists per game                                   | 14.0     | 13.1    | Assists per game                                   | 17.5    | 14.2    |
| TURNOVERS  | 90       | 130     | Turnovers  | 140     | 121     |
| Turnovers per game                                 | 11.3     | 16.3    | Turnovers per game                                 | 14.0    | 12.1    |
| Turnover margin                                    | +5.0     | -       | Turnover margin                                    | -1.9    | -       |
| Assist/turnover ratio                              | 1.2      | 0.8     | Assist/turnover ratio                              | 1.3     | 1.2     |
| STEALS   | 76       | 43      | Steals   | 68      | 84      |
| Steals per game                                    | 9.5      | 5.4     | Steals per game                                    | 6.8     | 8.4     |
| BLOCKS   | 25       | 23      | Blocks   | 41      | 27      |
| Blocks per game                                    | 3.1      | 2.9     | Blocks per game                                    | 4.1     | 2.7     |

ABOUT INDIANA

Indiana comes into Friday's game with an 8-2 mark following Monday's win over Minnesota. The Hoosiers return three starters and six letterwinners from a team that won 19 games and finished tied for sixth in the Big Ten standings. The Hoosiers also brought in one of the nation's top transfer classes and were picked second in the unofficial Big Ten media preseason polls.

Former Indiana All-American Mike Woodson is in his fourth season at the helm of the Hoosier program. Woodson spent eight-plus seasons as an NBA head coach, guiding the Atlanta Hawks (2004-10) and the New York Knicks (2012-2014). He guided his teams to a trio of Eastern Conference semifinal appearances (2009, 2010, 2013) during his head coaching tenure. Woodson was the 1980 Big Ten Player of the Year before playing 11 seasons in the NBA. He guided Indiana to back-to-back NCAA Tournament appearances in 2022 and 2023 before missing the postseason last season.

Indiana is a potent offensive club which is averaging 80.4 points per game and shooting nearly 51 percent from the field. Junior forward Malik Reneau leads Indiana in scoring at 15.5 points per game on 60 percent shooting, while Mackenzie Mgbako, who was the 2024 Big Ten Freshman of the Year, is at 15.1 ppg while shooting 51 percent from the field and 41 percent from 3-point range. Arizona transfer Oumar Ballo is at 13.2 ppg on 70 percent shooting and is among the Big Ten leaders in rebounds (9.0 rpg) and blocked shots (2.0 bpg). Washington State transfer Myles Rice is the fourth Hoosier in double figures at 10.8 ppg while shooting 42 percent from 3-point range. In all, Indiana has eight players averaging at least 5.9 points per game.

**Series History:** Nebraska and Indiana meet for the 31st time on Friday and the 21st time since the Huskers joined the Big Ten in 2011-12. Indiana leads the all-time series, 20-10, but the Huskers are 9-11 against the Hoosiers since Nebraska joined the Big Ten (8-10 regular season; 1-1 Big Ten Tournament). Nebraska won all three games last season, snapping the Hoosiers' seven-game win streak in the series last January in Lincoln. The most recent meeting came in the quarterfinals of the 2024 Big Ten Tournament.

SERIES AT A GLANCE

- All-time: Indiana leads 20-10
- In Lincoln: Indiana leads, 8-5
  - At Pinnacle Bank Arena: Indiana leads, 5-3
  - In Bloomington: Indiana leads, 10-4
  - At Assembly Hall: Indiana leads, 7-4
  - In Big Ten Conference games: Indiana leads, 10-8
  - In Big Ten Tournament games: Tied, 1-1
- Husker-Hoosier Superlatives**
- Most consecutive wins (year ended): Nebraska 3 (2016-19; 2024-current); Indiana 7 (1937-1982; 2019-2022)
  - Most points scored: Nebraska, 93, at Minneapolis, Minn., March 15, 2024; Indiana 97, at Bloomington, Ind., Dec. 21, 1974
  - Highest combined score: 186, Indiana 96, Nebraska 90 (OT), at Bloomington, Ind., Dec. 13, 2019
  - Biggest winning margin: Nebraska, 27, at Minneapolis, Minn., March 15, 2024; Indiana, 37, at Bloomington, Ind. Dec. 21, 1974

RECENT MEETINGS (SINCE NU JOINED BIG TEN)

| Date     | Site | Rankings | Result | Neb. | IND |
|----------|------|----------|--------|------|-----|
| 1-18-12  | H    | -/11     | W      | 70   | 69  |
| 2-13-13  | A    | -/1      | L      | 47   | 76  |
| 1-30-14  | H    | -/-      | W      | 60   | 55  |
| 3-5-14   | A    | -/-      | W      | 70   | 60  |
| 12-31-14 | H    | -/-      | L      | 65   | 70  |
| 1-2-16   | H    | -/-      | L      | 69   | 79  |
| 2-17-16  | A    | -/22     | L      | 64   | 80  |
| 12-28-16 | A    | -/16     | W      | 87   | 83  |
| 2-20-18  | H    | -/-      | W      | 66   | 57  |
| 1-14-19  | A    | -/24     | W      | 66   | 51  |
| 12-13-19 | A    | -/-      | L (OT) | 90   | 96  |
| 1-18-20  | H    | -/-      | L      | 74   | 82  |
| 3-11-20  | N    | -/-      | L      | 64   | 89  |
| 1-10-21  | H    | -/-      | L      | 76   | 84  |
| 12-4-21  | A    | -/-      | L      | 55   | 68  |
| 1-17-22  | H    | -/-      | L      | 71   | 78  |
| 12-7-22  | A    | -/14     | L      | 65   | 81  |
| 1-3-24   | H    | -/-      | W      | 86   | 70  |
| 2-21-24  | A    | -/-      | W      | 85   | 70  |
| 3-15-24  | N    | -/-      | W      | 93   | 66  |

## CAREER TOTALS VS. INDIANA

| Player     | GP-GS | Min-Avg  | FG-FGA | Pct  | 3FG-FGA | Pct   | FT-FTA | Pct   | Off | Def | Tot | Avg | PF-FO | A  | TO | Blk | Stl | Pts | Avg  |
|------------|-------|----------|--------|------|---------|-------|--------|-------|-----|-----|-----|-----|-------|----|----|-----|-----|-----|------|
| Williams   | 3-3   | 84-28.0  | 16-28  | .571 | 9-16    | .563  | 15-16  | .938  | 4   | 12  | 16  | 5.3 | 6-0   | 4  | 6  | 2   | 8   | 56  | 18.7 |
| Gary       | 4-4   | 110-27.5 | 13-34  | .382 | 3-12    | .250  | 5-9    | .556  | 7   | 14  | 21  | 5.3 | 11-0  | 4  | 1  | 0   | 5   | 34  | 8.5  |
| Essegian ^ | 3-0   | 44-14.7  | 5-17   | .294 | 3-9     | .333  | 5-6    | .833  | 2   | 10  | 12  | 4.0 | 3-0   | 1  | 1  | 0   | 1   | 18  | 6.0  |
| Mast       | 3-3   | 78-26.0  | 6-21   | .286 | 0-8     | .000  | 3-4    | .750  | 1   | 14  | 15  | 5.0 | 6-0   | 13 | 6  | 2   | 1   | 15  | 5.0  |
| Jacobsen   | 1-0   | 4-4.0    | 1-3    | .333 | 1-1     | 1.000 | 0-0    | .000  | 0   | 0   | 0   | 0.0 | 0-0   | 0  | 0  | 0   | 0   | 3   | 3.0  |
| Hoiberg    | 4-0   | 60-15.0  | 1-4    | .250 | 0-2     | .000  | 7-7    | 1.000 | 2   | 3   | 5   | 1.3 | 5-0   | 4  | 2  | 0   | 2   | 9   | 2.3  |
| Ulis!      | 6-2   | 57-9.5   | 1-8    | .125 | 1-1     | 1.000 | 5-6    | .833  | 3   | 5   | 8   | 1.3 | 5-0   | 7  | 8  | 1   | 2   | 8   | 1.3  |
| Grace      | 1-0   | 1-1.0    | 0-0    | .000 | 0-0     | .000  | 0-0    | .000  | 0   | 0   | 0   | 0.0 | 0-0   | 0  | 0  | 0   | 0   | 0   | 0.0  |
| Griffiths% | 1-0   | 5-5.0    | 0-2    | .000 | 0-2     | .000  | 0-0    | .000  | 0   | 0   | 0   | 0.0 | 0-0   | 0  | 0  | 0   | 0   | 0   | 0.0  |

!-at Iowa; ^ at Wisconsin; % - at Rutgers

## Indiana Probable Starters

| No. | Name             | Pos. | Ht. | Yr. | Wt. | G/GS  | PPG  | RPG | Other   |
|-----|------------------|------|-----|-----|-----|-------|------|-----|---------|
| 1   | Myles Rice       | So.  | G   | 6-3 | 185 | 10/10 | 10.8 | 3.0 | 3.4 apg |
| 32  | Trey Galloway    | Sr.  | G   | 6-5 | 205 | 10/4  | 6.1  | 1.8 | 3.7 apg |
| 5   | Malik Reneau     | Jr.  | F   | 6-9 | 232 | 10/10 | 15.5 | 6.4 | 2.6 apg |
| 21  | Mackenzie Mgbako | So.  | F   | 6-9 | 222 | 10/10 | 15.1 | 5.1 | 1.6 apg |
| 11  | Oumar Ballo      | Sr.  | C   | 7-0 | 265 | 10/10 | 13.2 | 9.1 | 2.0 bpg |

## 2024-25 Stats

## LAST TIME OUT

A poor shooting afternoon proved costly, as Nebraska dropped its Big Ten opener to Michigan State, 89-52, at the Breslin Center on Dec. 7.

Nebraska shot just 33 on the day, including 29 percent in the second half, to fall to 6-2 overall.

Nebraska was within 37-31 in the final minute of the first half before MSU closed the half with two baskets from Jaxon Kohler before taking control in the opening minutes of the second half. The Spartans opened the second half with a 27-3 run as NU missed 12 of its first 13 field goal attempts after halftime to put the game out of reach.

Andrew Morgan led NU with 14 points and seven rebounds off the bench for Nebraska while Brice Williams added 11 for the Huskers.

Jaden Aikens had 18 points for Michigan State (8-2, 2-0) while Jase Richardson added 16 as the Spartans shot 52 percent, including nine 3-pointers, and went 22-23 from the foul line. Kohler finished with eight points and 12 rebounds, as MSU enjoyed a 48-19 advantage on the glass.

## Notes from the Michigan State Game

- Nebraska saw its three-game win streak snapped.
- Michigan State became the first Husker opponent in 25 games to shoot at least 50 percent from the field dating back to last season, as the Spartans shot 51.8 percent from the field.
- The Michigan State game marked the first time Nebraska was out-rebounded this season.
- Andrew Morgan came off the bench to lead NU in scoring and rebounding with 14 points and seven boards. It marked the eighth double-figure effort by a Husker reserve this season. Morgan's 14 points were a season-high.
- Brice Williams extended his streak of double figure games to 12 with his 11-point effort at Michigan State.

## WORTH NOTING

• Nebraska looks to extend a pair of home winning streaks, as Nebraska has won 10 straight Big Ten Conference games and 17 straight games inside Pinnacle Bank Arena dating back to last season. NU was a perfect 10-0 inside PBA in Big Ten play last season. Nebraska's school record for most consecutive home wins is 20, which was done twice in program history.

• Friday's game will feature a pair of former NBA coaches with Fred Hoiberg and Indiana's Mike Woodson. Woodson and Hoiberg both spent significant time in the NBA, but their head coaching careers did not overlap. They are two of the eight former NBA head coaches running Division I programs this season.

• This will mark the fourth time Nebraska has faced Indiana in one of the two early-season Big Ten matchups and first in Lincoln. The previous meetings (2020, 2022 and 2023) were all in Bloomington.

• Even with last Saturday's loss at Michigan State, Nebraska has made solid offensive gains recently. NU is averaging 81.2 ppg over its last four games and averaging just 9.0 turnovers per game in that stretch.

• The Huskers will look for a bounce-back performance from junior guard Connor Essegian, who was held to one point in Saturday's loss at Michigan State. Essegian, a native of Fort Wayne, Ind., had averaged 25.5 ppg on 56 percent shooting, including 52 percent from 3-point range, in the previous two contests.

• Over the last 12 games dating back to last season, Brice Williams is averaging 18.3 points per game on .477 shooting and has six 20-point efforts in that span. He has reached double figures in 12 straight games, the longest stretch of his career. Williams enters the Indiana game needing just four points to reach the 1,400-point mark for his career.

• NU has relied on its depth during the early going, with six players averaging at least 8.4 points per game. Eight different players have posted double-figure efforts while only Brice Williams has been in double figures in all eight contests. Williams is the only Husker in the top 30 of the Big Ten in scoring as of Dec. 10.

In addition to the eight who have reached double figures at least once, two others have scored at least eight points at least once in a game this season.

## Revving Up the Offense

| Category      | PPG  | FG Pct | 3Pt Pct | APG  | A-T Ratio |
|---------------|------|--------|---------|------|-----------|
| First 4 Games | 77.5 | .429   | .256    | 12.5 | 0.9-to-1  |
| Last 4 Games  | 81.2 | .464   | .337    | 15.5 | 1.7-to-1  |

## RECORD AT PINNACLE BANK ARENA

| Season        | Wins       | Losses    | Pct.        |
|---------------|------------|-----------|-------------|
| 2013-14       | 15         | 1         | .938        |
| 2014-15       | 10         | 6         | .625        |
| 2015-16       | 10         | 8         | .556        |
| 2016-17       | 8          | 8         | .500        |
| 2017-18       | 16         | 1         | .941        |
| 2018-19       | 13         | 5         | .722        |
| 2019-20       | 5          | 11        | .313        |
| 2020-21       | 6          | 9         | .400        |
| 2021-22       | 7          | 11        | .368        |
| 2022-23       | 11         | 4         | .733        |
| 2023-24       | 18         | 1         | .947        |
| 2024-25       | 5          | 0         | 1.000       |
| <b>Totals</b> | <b>124</b> | <b>66</b> | <b>.653</b> |

## 2024-25 MISC. STATS

## TEAM LEADERS

Double-Figure Scoring Games: Williams (8); Gary (4); Essegian (4); Büyüktuncel (3); Worster (3); Morgan (4); Meah (1); Ulis (1)

10+ Rebounding Games: ..... N/A

10+ Assist Games: ..... N/A

Double-Doubles: ..... N/A

Triple-Doubles: ..... N/A

20-Point Games: ..... Williams (3); Essegian (2)

30-Point Games: ..... N/A

Games Leading NU in Scoring: \* ...Williams (3); Gary (3); Essegian (2); Morgan (1)

Games Leading NU in Rebounding: \* ..... Büyüktuncel (3)  
..... Worster (2); Gary (1); Morgan (3)

Games Leading NU in Assists: \* ..... Worster (3); Gary (3); Ulis (2); Morgan (1); Williams (1)

Games Leading NU in Blocks: \* ..... Worster (2) Griffiths (2); Büyüktuncel (1); Gary (2); Hoiberg (1); Morgan (1); Jacobsen (1); None (1)

Games Leading NU in Steals: ..... Worster (2); Gary (2); Hoiberg (3); Büyüktuncel (3); Williams (1)

## HUSKER DOUBLE-DOUBLES IN 2024-25

| Player | Opponent | Totals |
|--------|----------|--------|
| None   |          |        |

## HUSKER DOUBLE-DOUBLES CHART

| Player        | 2024-25  | at Neb    | Career*   |
|---------------|----------|-----------|-----------|
| Mast          | 0        | 6         | 26        |
| Gary          | 0        | 6         | 8         |
| Williams      | 0        | 1         | 5         |
| Meah          | 0        | 0         | 6         |
| Worster       | 0        | 0         | 4         |
| Morgan        | 0        | 0         | 4         |
| <b>Totals</b> | <b>0</b> | <b>13</b> | <b>53</b> |

\*Includes previous schools

## DOUBLE-DIGIT RUNS IN 2024-25

Nebraska already has seven double-figure runs in eight games during the 2024-25 season, including at least one in five of the last six contests. Last year, the Huskers had 23 double-figure runs in 34 contests.

## 2024-25 Double-Figure Runs

| Run  | Opponent      | Time (Half)            |
|------|---------------|------------------------|
| 15-0 | North Florida | 18:15-14:03 (1st)      |
| 12-0 | UTRGV         | 4:34-2:30 (2nd)        |
| 11-0 | Saint Mary's  | 1:19 (1st)-18:54 (2nd) |
| 11-0 | at Creighton  | 7:40-2:37 (1st)        |
| 10-0 | FDU           | 11:49-8:53 (1st)       |
| 10-0 | South Dakota  | 6:43-5:14 (1st)        |
| 10-0 | North Florida | 3:58-0:00 (2nd)        |

2024-25 MBB QUICK FACTS

|                                  |                                 |
|----------------------------------|---------------------------------|
| Location                         | Lincoln, Neb.                   |
| Founded                          | 1869                            |
| Enrollment                       | 23,992 (fall 2024)              |
| Nickname                         | Cornhuskers, Huskers            |
| Colors                           | Scarlet & Cream                 |
| Affiliation                      | NCAA Division I                 |
| Conference                       | Big Ten Conference              |
| Home Arena                       | Pinnacle Bank Arena             |
| Capacity/Year Opened             | 15,000/2013                     |
| University of Nebraska President | Dr. Jeffrey P. Gold             |
| Chancellor                       | Rodney Bennett                  |
| Director of Athletics            | Troy Dannen                     |
| Athletic Dept. Phone             | (402) 472-4224                  |
| Assistant A.D./Ticketing         | Holly Adam                      |
| Ticket Office Phone              | (402) 472-3111 or 1-800-8BIGRED |
| Website                          | Huskers.com                     |

BASKETBALL HISTORY

|   |           |
|---|-----------|
| First year of basketball                | 1896-97   |
| Regular-season conference titles (last) | 7 (1950)  |
| Postseason conference titles (last)     | 1 (1994)  |
| All-time postseason appearances         | 27        |
| All-time postseason record              | 24-26     |
| NCAA Appearances (last)                 | 8 (2024)  |
| NCAA Record                             | 0-8       |
| NIT Appearances (last)                  | 19 (2019) |
| NIT Record                              | 24-18     |

BASKETBALL STAFF

|   |  |
|---|--|
| Head Coach  | Fred Hoiberg (6th season)                  |
| Alma Mater (Year)                                       | Iowa State (1995)                          |
| Assistant Coaches                                       | Adam Howard (3rd season)                   |
|   | Nate Loenser (4th season)                  |
|   | Ernie Zeigler (3rd season)                 |
| Director of Men's Basketball Strength and Conditioning  | Kurt Joseph                                |
| Director of Basketball Strategies & Business Operations | Luca Virgilio                              |
| Asst. Director of Operations                            | Sheryl Burbach                             |
| Director of Player Development                          | Emmanuel Tommy                             |
| Video Coordinator                                       | Michael Bania                              |
| Recruiting Coordinator                                  | Padyn Borders                              |
| Graduate Managers                                       | Nihilo Ibarra, Justin Moore, Josiah Allick |
| Athletic Trainer  | Andrew McCabe                              |
| Equipment Manager                                       | Pat Norris                                 |

2024-25 TEAM INFORMATION

|                          |                              |
|--------------------------|------------------------------|
| 2023-24 Record           | 23-11 (18-1 H, 3-8 A, 2-2 N) |
| Big Ten Record (Finish)  | 12-8 (t-3rd)                 |
| Big Ten Championship     | 1-1, def. Indiana, 93-66;    |
|                          | lost to Illinois, 87-98      |
| Postseason               | NCAA First Round             |
| Starters Returning/Lost  | 3/2                          |
| Lettermen Returning/Lost | 7/7                          |
| Scholarship Newcomers    | 8                            |

COMMUNICATIONS INFORMATION

|                                   |                                 |
|-----------------------------------|---------------------------------|
| Sr. Associate A.D./Communications | Keith Mann                      |
| Office Phone                      | (402) 472-2263                  |
| Sr. Assoc. Director/MBB Contact   | Shamus McKnight                 |
| Office/Cell Phone                 | (402) 472-7772 / (402) 540-0268 |
| E-Mail                            | smcknight@huskers.com           |
| Press Row Phone                   | (402) 904-5925                  |
| Communications Mailing Address    | 800 Stadium Drive               |
|                                   | Lincoln, NE 68588-0123          |

MEDIA SITE

Additional media resources, including a digital media guide, and headshots are available at our media site.  
<https://go.unl.edu/202425-mbbmedia>

28.1

Nebraska has gotten great production from its bench in the early going, averaging 28.1 points per game over the first eight games. The Huskers led the Big Ten in bench production last season, averaging 21.4 points per game.

• Nebraska has been prolific at getting to the foul line during the early portion of the season. Nebraska ranks in the top 25 nationally in both free throws made and attempted. Nebraska's 76.6 percent shooting from the foul line through the first eight games is ahead of last season's mark of 76.0 percent which ranked as the third-highest percentage in school history.

• One area where Nebraska has excelled early on is converting on opponent turnovers. The Huskers are 23rd nationally in forcing turnovers at 16.3 per game after ranking 217th in that category a year ago. Nebraska is averaging 19.6 points per game off opponent turnovers in the first eight games and had at least 11 points off turnovers in each of the first eight contests.

• With its 6-2 start in 2024-25, Nebraska is 35-16 over the last 51 games dating back to the start of February 2023. NU's .686 winning percentage trails only Purdue and Illinois in that stretch. NU went just 33-80 from the start of the 2019-20 season until Feb. 1, 2023.

• Nebraska is averaging 9.3 steals per game to rank third in the Big Ten and 35th nationally as of Dec. 10. Sam Hoiberg is ninth in the conference in steals at 1.8 per game, while Juwan Gary and Rollic Worster are tied for 15th at 1.5 per game. Hoiberg is the only player in the Big Ten averaging at least 1.5 steals per game while playing less than 20 minutes per contest.

• Berke Büyüktuncel has been a factor for the Huskers in the opening three weeks of the season. The 6-foot-10 sophomore leads NU in rebounding (5.9 rpg), blocked shots (0.9 bpg) while chipping in 8.6 ppg on 58 percent shooting. Büyüktuncel tied or set career highs in nearly every offensive category during NU's first five games before suffering a groin injury in the first half against South Dakota on Nov. 27. Büyüktuncel, who had six points, six rebounds and three assists in 12 minutes vs. USD, missed the North Florida game and was on a minutes restriction against Michigan State. Last year at UCLA, Büyüktuncel had just two double-figure games in 26 contests.

• Nebraska enters Friday's game averaging 79.4 points per game to rank 11th in the Big Ten. NU has scored 70+ points in six of the eight games, including three games with at least 80 points. The Huskers had scored 80-or-more points in five straight games before the streak was snapped against Bethune-Cookman on Nov. 9. It marked the first time NU had scored 80-or-more points in five consecutive games since a 10-game stretch between Nov. 25-Dec. 19, 1995.

• Nebraska comes off one of its most successful seasons in program history. The Huskers went 23-11 in 2023-24 and tied for third in the Big Ten standings before reaching the NCAA Tournament for the first time since 2013-14. The Huskers' 23 wins were the most since setting a school-record with 26 wins in 1990-91, while NU's 12 conference wins also ranked second in school history.

• Nebraska has increased its win total in each of the past three years, marking the first time NU has done that since the mid-1960s (1963-64 to 1965-66). If Nebraska can improve its win total this year, it would mark the first time since a four-year stretch from 1945-46 to 1948-49 that the Huskers improved their win total in four consecutive seasons.

• Over the past two seasons, NU has won 21 conference games, the highest two-year total since the 1965-66 and 1966-67 teams won 22 conference tilts. The last two seasons under Fred Hoiberg mark just the fourth time in school history that Nebraska has won 20 or more conference games in a two-year span.

• Nebraska was one of 24 teams nationally that finished in the top 50 both in offensive and defensive efficiency in KenPom in 2023-24. NU was one of four Big Ten programs to accomplish that in 2023-24, joining Purdue, Wisconsin and Michigan State. It marked the first time that Nebraska has been ranked in the top 50 in both offensive and defensive efficiency in the KenPom era (1996-97).

• The Huskers are 38-2 under Fred Hoiberg when scoring at least 80 points, including 3-0 this season.  
• The Huskers are 32-3 over the last two seasons when out-rebounding opponents. NU had won 27 straight games when out-rebounding opponents before the streak was snapped against Saint Mary's. NU is out-rebounding teams by nearly 6.1 rebounds per game.

| Living at the Line    |      |      |     |
|-----------------------|------|------|-----|
| Category              | No.  | NCAA | B1G |
| Free Throw Att/GM     | 25.6 | 22th | 3rd |
| Free Throw Made/GM    | 19.6 | 13th | 1st |
| Free Throw Percentage | 76.6 | 42nd | 3rd |

| Best Records in B1G since Feb. 1, 2023 |              |            |
|--|--------------|------------|
| No.                                    | Team         | Pct.       |
| 1.                                     | Purdue       | 50-12 .806 |
| 3.                                     | Illinois     | 40-18 .690 |
| 2.                                     | Nebraska     | 35-16 .686 |
| 4.                                     | Northwestern | 36-21 .632 |
| 5.                                     | Indiana      | 35-21 .625 |

as of games of Dec. 11

| Comparing Berke |      |     |     |     |         |
|-----------------|------|-----|-----|-----|---------|
| Player          | MPG  | PPG | RPG | APG | FG Pct. |
| 2024-25         | 21.8 | 8.6 | 5.9 | 1.6 | .568    |
| 2023-24         | 16.3 | 4.5 | 2.5 | 0.4 | .385    |

| Offensive Strides (8 Game Totals) |         |         |
|-----------------------------------|---------|---------|
| Category                          | 2023-24 | 2024-25 |
| Points per Game                   | 78.9    | 79.4    |
| FG Pct.                           | .439    | .447    |
| 3-Pt Pct.                         | .319    | .298    |
| 3 Pt/Gam                          | 8.6     | 6.8     |
| FT Pct.                           | .738    | .766    |

| Most Single-Season Wins |      |            |
|-------------------------|------|------------|
| No.                     | Wins | Year       |
| 1.                      | 26   | 1990-91    |
| 2.                      | 23   | 2023-24    |
| 3.                      | 22   | Four times |

3,779

Career points scored between Brice and his father, Henry, who played at Charlotte from 1988 to 1992. Entering Friday's game with Indiana, Brice (.8280) is just above Henry (.8222) in career free throw percentage, as the pair have nearly 1,000 combined free throw attempts during their college careers (Henry-585; Brice-378).



70

Over the last two-plus seasons, Nebraska has been exceptional when holding opponents to 70 points or less. The Huskers are 35-4 (.897) when holding opponents to 70 points, including 30 straight wins, since a 65-62 overtime loss to No. 4 Purdue on Dec. 10, 2022.

## A QUICK LOOK AT THE 2024-25 HUSKERS

Nebraska enters the 2024-25 season with a solid group of returners and a deep group of transfers. NU returned six players - not including Rienk Mast, who will miss all of 2024-25 following knee surgery - who saw action a season ago, including returning starters Brice Williams and Juwan Gary. In addition, junior guard Sam Hoiberg was one of three Huskers who played in all 34 games in 2023-24. Nebraska added seven Division I transfers, all of whom are in NU's rotation so far.

- Of the 10 players who have been in the rotation through the first eight games, seven are in their first season of action for Nebraska. In all, newcomers account for more than half of NU's minutes (61%), scoring (59%), rebounds (71%) and assists (69%). Six of NU's top eight scorers are in their first year of competition at Nebraska.

- Nebraska's active roster features three players who have started a combined 72 games at Nebraska entering the 2024-25 season: Juwan Gary (37); Brice Williams (34) and Sam Hoiberg (1), but that tells only part of the story. The 16 active players have combined to start 380 career games at the Division I level. That list includes Rollie Worster (101); Brice Williams (61); Andrew Morgan (59); Juwan Gary (55); Braxton Meah (47); Ahron Ulis (27); Connor Essegian (19); Berke Büyüktuncel (8) and Gavin Griffiths (3). In addition, Rienk Mast has 111 career starts, including 32 games last season at Nebraska, but will redshirt this season.

- Nebraska features one of the oldest rosters in the country. Of the 17 players on the 2024-25 roster, nine have played at least three seasons of college basketball. Juwan Gary, Brice Williams and Rienk Mast are all in their sixth year of college while Braxton Meah, Ahron Ulis and Rollie Worster are beginning their fifth season of college basketball. According to research by Chris Kowalczyk at VCU, Nebraska is one of 10 programs nationally with at least six players who are in their fifth year or greater in college basketball.

- After having one active player with previous NCAA Tournament experience last season (Juwan Gary), the 2024-25 Huskers have nine players who have played in the NCAA Tournament. All seven of Nebraska's returnees saw action in the Huskers' game at Texas A&M last spring, while Ahron Ulis played in three tournaments as part of the Iowa program from 2021-23. NU also added Rollie Worster who started for Utah State in the 2021 NCAA Tournament. In addition, Connor Essegian was on Wisconsin's NCAA Tournament team last spring, but did not play against James Madison in the 2024 NCAA Tournament.

## WILLIAMS LOOKS TO BUILD ON POSTSEASON SUCCESS

Senior guard Brice Williams has built upon a strong finish in the early stages of the 2024-25 season. The 6-foot-7 senior leads the Huskers in scoring at 17.5 points per game entering Friday's game with Indiana. He has reached double figures in all eight contests, including a pair of 25-point efforts.

- He has reached double figures in each of the last 12 games dating back to last year, the longest stretch of his college career.

- His 17.5 ppg scoring average through eight games is among the best eight-game starts by a Husker in the Big Ten era (2011-12 to present).

- With his 28-point effort against Saint Mary's on Nov. 17, he has 10 career games of at least 25 points, including three at Nebraska.

- He is shooting a career-best 92.5 percent from the foul line to rank third in the Big Ten in free throw percentage. Only two players in school history (Jack Moore, 1980-81 and 1981-82; Cary Cochran, 2001-02) have finished a season shooting over 90 percent from the line and averaged at least two free throw attempts per game. As of Dec. 10, Williams is second in the Big Ten in free throws made (6.1/gm) and fifth in attempts (6.6).

- Williams had a season-high 28-point effort against Saint Mary's on Nov. 17, as he went 8-of-12 from the field and was a perfect 11 of 11 from the foul line.

- He opened the season with a 27-point effort against UTRGV on Nov. 4. Williams' 27-point night was one of the highest opening-night totals by a Husker in the last 30 years.

Williams' emergence began during the Huskers' 2024 postseason run when he averaged 23.3 points per game during the Big Ten and NCAA Tournaments.

- His 23.3 ppg after the end of the regular season is the highest by a returning Big Ten player entering 2024-25. Of the seven players who averaged 20+ ppg in the postseason, he is the only one back at a Big Ten school this season.

- Williams had more 20-point games in three postseason games (three) than in 31 regular-season games (two) during 2023-24.

### Tracking Williams

| Category        | No.  | B1G Rk |
|-----------------|------|--------|
| Scoring         | 17.5 | t-7th  |
| FT Made/Gm      | 6.1  | 2nd    |
| FT Att/Gm       | 6.6  | 6th    |
| Free Throw Pct. | .925 | 4th    |
| 20-Point Games  | 3    | t-10th |

### Highest Scoring Average Thru Eight Games (Big Ten Era)

| No. | PPG  | Player (Year)              |
|-----|------|----------------------------|
| 1.  | 20.6 | Terran Petteway (2014-15)  |
| 2.  | 18.5 | Brice McGowens (2021-22)   |
| 3.  | 18.3 | Shavon Shields (2014-15)   |
|     | 18.3 | James Palmer Jr. (2018-19) |
| 5.  | 17.5 | Brice Williams (2024-25)   |

### Most Points by a Husker in a Season Opener Since 1990

| No. | Player (Opponent)                     | Year    |
|-----|---------------------------------------|---------|
| 29  | Aleks Maric vs. Omaha                 | 2006-07 |
| 28  | Shavon Shields vs. FGCU               | 2013-14 |
| 27  | Brice Williams vs. UTRGV              | 2024-25 |
| 27  | Cookie Belcher at Oral Roberts        | 2000-01 |
| 26  | Alonzo Verge Jr. vs. Western Illinois | 2021-22 |

### 2024 B1G Scoring Leaders (B1G Tourney + Postseason)

| No. | Player (School)                 | PPG  |
|-----|---------------------------------|------|
| 1.  | Zach Edey (Purdue)              | 29.3 |
| 2.  | Terrence Shannon Jr. (Illinois) | 27.9 |
| 3.  | Brice Williams (Nebraska)       | 23.3 |
| 4.  | Jamison Battle (Ohio State)     | 20.8 |
| 5.  | Keisei Tominaga (Nebraska)      | 20.7 |

## HUSKERS IN THE NBA

A trio of former Nebraska Cornhuskers were on opening night rosters for the 2024-25 season. Dalano Banton and Bryce McGowens are teammates on the Portland Trail Blazers, while Jack McVeigh is a rookie with the Houston Rockets. It is the fourth straight season that Nebraska has had multiple players on NBA rosters.

Banton comes off his best season as a professional, averaging 10.3 points 3.3 rebounds and 2.4 assists per game while splitting time with both the Boston Celtics and Portland Trailblazers. He flourished after his trade with Portland, averaging 16.7 points, 4.8 rebounds and 3.6 assists per game in 30 games. Banton begins his fourth NBA season after being a second-round pick in 2021. After sitting out the 2019-20 campaign, Banton played in all 27 games, including 22 starts, for the Huskers in 2020-21, averaging 9.6 points per game while leading the Huskers in both rebounding (5.9) and assists (3.9) per game. He was the first Husker since 1974 to lead NU in both rebounding and assists in the same season. Banton posted the second triple-double in school history with 13 points, 11 rebounds and 10 assists in just 21 minutes against Doane and totaled 14 games in double figures.

McGowens begins his third NBA season, as he is on a two-way contract with the Trail Blazers after signing with the organization over the summer. McGowens spent the first two years with the Charlotte Hornets, playing in 105 career games and averaging 5.2 points, 1.9 rebounds and 1.0 assists per game. McGowens was the No. 40 overall pick in 2022, the highest drafted Husker since 1998. At Nebraska, he was a third-team All-Big Ten performer as a freshman in 2021-22, averaging a team-high 16.8 points and 5.2 rebounds per game. An eight-time Big Ten Freshman of the Week, McGowens had 11 games with 20-or-more points, including a season-high 29 points against both Sam Houston and Rutgers.

McVeigh is with the Houston Rockets after signing a two-way contract prior to the 2024 Paris Olympics. He played in a pair of preseason games for the Rockets, averaging 7.5 ppg on 60 percent shooting and 3.0 rebounds per game. This is his rookie season after he played professionally in Australia and Germany, and he became the 16th Husker to play in the NBA when he made his debut on Nov. 6, 2024. McVeigh comes off a strong performance in the 2024 Olympics, averaging 9.5 points per game on 52 percent shooting, including 10-of-19 (.526) from 3-point range. McVeigh played three seasons at Nebraska before returning home to begin his professional career. His best year was in 2016-17, when he averaged 7.5 points and 2.5 rebounds per game in 30 games, including 11 starts. He was a member of the Huskers' 2017-18 team that won 23 games, including a school record 13 conference games.

In addition to the three former Husker players in the NBA, Tyrone Lue is in his fifth season as head coach of the Los Angeles Clippers. Lue, who played at Nebraska from 1996-98, has guided the Clippers to a 184-134 record and three postseason appearances in his four seasons. Last year, he coached Los Angeles to a Pacific Division title. Before taking the Clippers job, Lue led the Cleveland Cavaliers to a 128-83 record, three NBA Finals appearances and the franchise's first NBA title in 2016.

HUSKER COACHING STAFF

- Nate Loenser is in his fourth season on the Husker staff. He joined the Husker program after spending five seasons with the Chicago Bulls organization. Loenser was an assistant coach for the Bulls under both Fred Hoiberg and Jim Boylan for three seasons. He also served as the Bulls' video coordinator and head coach of the Windy City Bulls. Loenser worked with Hoiberg at Iowa State for two seasons.
- Adam Howard is in his third year on the coaching staff. He was selected to participate in the 2023 and 2024 TopConnect Basketball Symposiums, an event featuring some of the nation's top assistant coaches. Prior to joining the NU staff, he spent four years at South Alabama, helping the program to 75 wins in that span after the program had seven straight losing seasons. In 2021-22, South Alabama won 21 games, the school's highest total since 2008. Howard also coached at Troy, Tennessee, Southern Miss and Morehead State after playing collegiately at Western Kentucky.
- Ernie Zeigler is in his third year at Nebraska. He joined the NU staff in August of 2022 after spending six years on Ben Howland's staff at Mississippi State. The Bulldogs had four postseason appearances between 2018-22. Zeigler spent six seasons as the head coach at Central Michigan (2007-12) and previously served stints at UCLA, Pittsburgh, Kansas State, Detroit, and Bowling Green. He helped UCLA to an NCAA runner-up appearance in 2006.

HOIBERG'S HUSKER TIES

- While Fred Hoiberg grew up in Ames and played his high school (Ames High School) and college basketball (Iowa State) there, he was born in Lincoln and has numerous ties to the city and to the University of Nebraska.
- Fred's father (Eric) and mother (Karen) both earned their undergraduate degrees from Nebraska in 1966. In fact, Eric earned his undergraduate degree, Master's degree, and Ph.D. in sociology from the university.
  - His maternal grandfather was former Husker basketball coach Jerry Bush. Known as the "Big Bear of the Coliseum," Bush guided NU from 1955 to 1963, and directed two of the greatest upsets ever – a 43-41 victory over No. 4 Kansas and Wilt Chamberlain, and a 55-48 victory over No. 1 Kansas State and Olympian Bob Boozer during the 1957-58 campaign.
  - His paternal grandfather (Otto) received his Master's Degree and Ph.D from Nebraska. He joined the faculty of the University of Nebraska in 1948, where he taught sociology and served as director of the community development program in the University of Nebraska Extension Division.
  - Fred's son (Sam) is in his fourth season on the Husker basketball team after walking on. Fred and Sam are one of 20 father-son duos in Division I this season.

GARY RETURNS AS HUSKERS' GLUE GUY

- One luxury Nebraska has is the return of senior forward Juwan Gary. The 6-foot-6 senior from Columbia, S.C, has shown the ability to stuff a stat sheet, but revels in doing the little things to help NU be successful.
- Gary comes into the Indiana game averaging 10.6 points, 4.4 rebounds, 1.5 steals and 1.1 assists per game, despite playing just two minutes against South Dakota because of an injury. He is second on the team in steals and blocked shots and third in both scoring and rebounding.
  - His first rebound against Indiana will be the 500th of his career and he is just 26 points shy of 900 career points.
  - Gary had a solid performance in the win over North Florida, finishing with 18 points, five rebounds and two blocked shots in just 23 minutes of action.
  - He keyed NU's win over No. 14 Creighton on Nov. 22 with 16 points, including a pair of 3-pointers, seven boards and a pair of steals in the 74-63 win.
  - He had a 19-point, five-assist effort against FDU on Nov. 14. His five assists were a career high while he also went 7-of-8 from the foul line.
- It continues a trend of Huskers making significant third-year jumps under Hoiberg, as Keisei Tominaga (2024) and Derrick Walker (2023) both earned All-Big Ten honors in their third year at Nebraska after transferring into the program. Last season, Gary averaged a career-best 11.6 points per game on nearly 50 percent from the floor. He tallied 16 double-doubles after posting 20 during his first four collegiate seasons.

ESSEGIAN ENJOYING CAREER YEAR

- Connor Essegian has proved to be an impact transfer for the Huskers. The 6-foot-4 guard is averaging a career-high 13.0 points per game while pacing the Huskers in 3-pointers with 20.
- He ranks fourth in the Big Ten with 2.5 3-pointers per game and is sixth in 3-point field goal percentage (.426). Essegian, John Mobley Jr. (OSU) and Zach Hicks (Penn State) are the only players in the top six of both 3-pointers per game and 3-point percentage.
  - Essegian's numbers compare favorably to his freshman season at Wisconsin, when he was on the All-Big Freshmen team and set a school freshman record with 69 3-pointers.
  - He has a pair of 20-point nights among his four double-figure efforts this season.
  - With six 3-pointers against both South Dakota and North Florida, Essegian joined Cary Cochran as the only Huskers in program history with consecutive games with at least six 3-pointers
  - He shined off the bench in Nebraska's win over South Dakota on Nov. 27, establishing career highs in points (29), assists (five) and 3-pointers (six).
  - His 29-point performance is the highest-scoring effort by a Husker reserve in the last 50+ seasons. Over the last 30 years, only two Husker reserves (Jamel White vs. Missouri, 1/28/06; Erick Strickland vs. Missouri, 1/30/93) had scored 28 points off the bench.
  - According to CBB Reference, the only other Husker in the last 20+ seasons to have at least 29 points, along with five assists and five 3-pointers in a game was Teddy Allen against Penn State in 2021.
  - Essegian followed up with a 22-point effort against North Florida on 8-of-10 shooting, as he matched his career high with six 3-pointers.
  - He was instrumental in NU's win at No. 14 Creighton with 15 points in 21 minutes off the bench.

| Comparing Essegian |      |      |        |          |        |
|--------------------|------|------|--------|----------|--------|
| Player             | MPG  | PPG  | FG Pct | 3 Pt Pct | FT Pct |
| 2022-23 (Wis.)     | 27.4 | 11.7 | .404   | .359     | .884   |
| 2024-25 (Neb.)     | 21.2 | 13.0 | .485   | .426     | .833   |

TRIO OF HUSKERS LOOKING FOR 1,000 CAREER POINTS

Nebraska has a pair of career 1,000-point scorers in Rienk Mast and Brice Williams, while three other Huskers could reach the 1,000-point mark for their career in 2024-25. Seniors Juwan Gary, Rollie Worster and Andrew Morgan are all on pace to reach that mark this season. Rollie Worster is just 41 points away from reaching 1,000 for his career while Gary is just 26 points away from 900 for his career.

PORTAL ADDITIONS APLENTY

Nebraska loaded up in the transfer portal, adding six Division I transfers in the offseason, including five from power conference programs. In addition, the Huskers regain the services of Iowa transfer Ahron Ulis, who sat out the 2023-24 season. In all, the seven newcomer transfers have combined for over 3,800 points 2,000 rebounds and 800 assists in their collegiate careers.

| Husker Transfer Additions (Thru Dec. 10) |                       |     |        |        |          |         |
|--|-----------------------|-----|--------|--------|----------|---------|
| Player                                   | Previous Schools      | GP  | Starts | Points | Rebounds | Assists |
| Büyüktuncel                              | UCLA                  | 33  | 14     | 178    | 106      | 22      |
| Essegian                                 | Wisconsin             | 76  | 22     | 619    | 178      | 43      |
| Griffiths                                | Rutgers               | 40  | 3      | 204    | 90       | 28      |
| Meah                                     | Washington/Fresno St. | 125 | 54     | 603    | 543      | 38      |
| Morgan                                   | North Dakota St.      | 93  | 59     | 927    | 444      | 84      |
| Worster                                  | Utah/Utah State       | 111 | 109    | 959    | 505      | 446     |
| Ulis*                                    | Iowa                  | 92  | 27     | 361    | 151      | 175     |
| Total                                    |                       | 570 | 288    | 3,851  | 2,017    | 836     |

\*-Sat out 2023-24 season

| Career Points (as of Dec. 10) |       |
|-------------------------------|-------|
| Player                        | Total |
| Rienk Mast                    | 1,396 |
| Brice Williams                | 1,396 |
| Rollie Worster                | 959   |
| Andrew Morgan                 | 927   |
| Juwan Gary                    | 874   |



.947

Nebraska is 18-1 at home in non-conference play over the last two-plus seasons and is 33-9 (.785) at home in non-conference action in Fred Hoiberg's six seasons at Nebraska.

## WORSTER, ULIS ARE AT THE POINT

One of the biggest changes for the Huskers is in the backcourt with the additions of Rollie Worster and Ahron Ulis to the Husker lineup. Worster, who played at both Utah State and Utah, has started all eight games, averaging 8.9 points, 4.0 rebounds, 2.6 assists and 1.5 steals per game. He has been in double figures three times, including a season-high 18 points and nine rebounds against UTRGV and 11 points and four rebounds vs. No. 14 Creighton. Over the last four games, he has a 4.6-to-1 assist-to turnover ratio.

Ulis, who played three seasons at Iowa and started for the Hawkeyes' 2022-23 NCAA Team, has provided a spark off the bench, averaging 3.5 points and 1.9 assists per game while posting a 3.0-to-1 assist-to-turnover ratio. He scored a season-high 10 points, along with three assists and two steals against North Florida and dished out three assists at Michigan State.

## TALL TALES

Braxton Meah gives the Huskers the luxury of a seven-footer on the roster. At 7-foot-1, the Washington transfer is the tallest Husker on the roster since Sergej Vucetic during the 2012-13 and 2013-14 seasons. Meah led the Huskies in field goal percentage (.770) and blocked shots (27) last season.

Meah scored a season-high 12 points and added five rebounds in the win over South Dakota on Nov. 27. Meah's biggest impact was in the win over No. 14 Creighton on Nov. 22 with six rebounds while helping to hold Ryan Kalkbrenner without a field goal after he entered the game averaging nearly 26 points per game on 89 percent shooting.

Tallest Huskers (since 1951)

| No. | Player          | Ht. | Years   |
|-----|-----------------|-----|---------|
| 1.  | Rich King       | 7-2 | 1988-91 |
| 2.  | Braxton Meah    | 7-1 | 2025    |
|     | Sergej Vucetic  | 7-1 | 2013-14 |
| 3.  | Kelly Lively    | 7-0 | 1989-91 |
|     | Dave MacFarlane | 7-0 | 1980    |
|     | Oleg Kojenets   | 7-0 | 2022-23 |

## ESSEGIAN, BÜYÜKTUNCEL: REPRESENTING IN INTERNATIONAL PLAY

In addition to the Olympians, two other Huskers spent part of their summer playing for their national teams.

Connor Essegian spent part of the summer of 2024 playing for the Armenian National Team, averaging 13.0 points and 5.5 rebounds per game as Armenia won the LA International Cup Title. He tallied 20 points on 7-of-15 shooting along with six rebounds and three steals in the win over Ireland in the title game.

Berke Büyüktuncel spent the summer playing for his native Türkiye at the European U20 Championships, averaging 12.0 points and a team-high 7.7 rebounds in seven games. He shot 51 percent from the field, including 54 percent from 3-point range and posted two double-doubles in the tournament.

## HOME SWEET HOME

The Huskers finished with an 18-1 record inside Pinnacle Bank Arena in 2023-24, setting a single-season mark for home wins in a season.

- Following the win over North Florida on Dec. 1, Nebraska has won 17 straight games at home dating back to last season. Over the last two-plus seasons, Nebraska is 34-5 (.872) at Pinnacle Bank Arena.

- The .947 mark in 2023-24 was NU's best home mark by winning percentage since 1965-66 when NU went 11-0 at home. NU was a perfect 10-0 at home in Big Ten Conference play, marking the third time NU has posted an unblemished home conference mark since World War II (also 1965-66, 2017-18).

- Nebraska filled up Pinnacle Bank Arena in 2023-24, averaging 14,597 fans per game to rank 15th nationally. Nebraska has ranked in the top-15 nationally in every season but one since Pinnacle Bank Arena opened in 2013-14. In all, seven of the top 25 schools in average attendance came from the Big Ten Conference.

Best Home Record by Percentage (Min. 10 games)

| No. | Pct   | Record | Season  |
|-----|-------|--------|---------|
| 1.  | 1.000 | 11-0   | 1965-66 |
|     | 1.000 | 10-0   | 1920-21 |
|     | 1.000 | 10-0   | 1912-13 |
| 4.  | .947  | 18-1   | 2023-24 |
| 5.  | .944  | 17-1   | 1982-83 |

## NBA COACHES: BACK TO SCHOOL

Fred Hoiberg is one of eight active NCAA coaches to have coached in the NBA, as he spent three-plus seasons with the Chicago Bulls from 2015 to 2018. Hoiberg's 270 regular-season NBA games rank third among the eight former NBA coaches in the collegiate ranks.

| Coach, School                        | NBA Head Coach, Years                      |
|--------------------------------------|--|
| John Calipari, Arkansas              | New Jersey, 1996-99                        |
| Leonard Hamilton, Florida State      | Washington, 2000-01                        |
| Fred Hoiberg, Nebraska               | Chicago, 2015-18                           |
| Eric Musselman, USC                  | Golden State, 2002-04; Sacramento, 2006-07 |
| Rick Pitino, St. John's              | New York, 1987-89; Boston, 1997-2001       |
| Reggie Theus, Bethune-Cookman        | Sacramento, 2007-09                        |
| Darrell Walker, Arkansas Little Rock | Toronto, 1996-98; Washington, 1999-2000    |
| Mike Woodson, Indiana                | Atlanta 2004-2010; New York, 2011-14       |

## HUSKERS FROM AROUND THE WORLD

Nebraska's roster has had an international flavor in recent seasons and that trend continues in 2024-25 with Berke Büyüktuncel (Bursa, Türkiye) and Rienk Mast (Groningen, Netherlands) on the Husker roster. During Fred Hoiberg's six seasons, NU has had players on the roster from 13 countries, including the United States, Australia, Canada, England, France, Iceland, Japan, Lithuania, Mali, Senegal and Slovenia.

## GATE SCREENING ADDED FOR 2024-25 SEASON

Pinnacle Bank Arena will utilize new gate screening technology during the upcoming men's and women's basketball seasons. The walk-thru frictionless technology should provide a more efficient gate screening process and enhance safety for Husker fans. The arena has secured the same gate screening technology that Nebraska Athletics introduced at Memorial Stadium ahead of the 2024 football season. Nebraska Athletics is excited to partner with Pinnacle Bank Arena in the advancement of safety and security initiatives surrounding home basketball games this coming season.

The new gate scanners have no impact on Pinnacle Bank Arena's Clear Bag Policy which remains in place for all home venues the Huskers compete in. Fans are encouraged to visit [pinnaclebankarena.com](https://pinnaclebankarena.com) for detailed information on that policy.

## MOBILE TICKETS, CASHLESS CONCESSIONS & DOORDASH ORDERS AT PBA

Beginning with the 2024-25 winter sports, tickets for all Husker athletic events will be mobile. All men's and women's basketball tickets will be mobile this season with the remaining sports to complete the transition to fully mobile by fall of 2025.

Pinnacle Bank Arena concessions are all cashless, and the arena accepts all credit and debit cards, Apple Pay, Google Wallet, Samsung Pay, and Downtown Lincoln Gift Cards. In addition, Pinnacle Bank Arena has partnered with DoorDash for mobile order pickup at concession stands. Download the DoorDash app and when you're at the venue, open the app to order food and drinks from the concession stands. We'll let you know when your order is ready so you can head to the pickup window and pick up your order.

## HUSKER FAMILY TIES

Several members of the 2024-25 Huskers have family members who have played basketball at the college or professional levels. The list is led by Fred Hoiberg, who played in the NBA for a decade after a standout career at Iowa State.

Henry Williams scored a school-record 2,383 points at Charlotte and his number 34 jersey was retired by the school, while Larry Griffiths was a 1,000-point scorer at Hartford.

| Player          | Relative         | College (Sport)                 |
|-----------------|------------------|---------------------------------|
| Sam Hoiberg     | Fred (Father)    | Iowa State/NBA (MBB)            |
|                 | Jack (Brother)   | Michigan St./UT-Arlington (MBB) |
| Ahron Ulis      | Tyler (Brother)  | Kentucky/NBA (MBB)              |
| Brice Williams  | Henry (Father)   | Charlotte (MBB)                 |
| Gavin Griffiths | Larry (Father)   | Hartford (MBB)                  |
|                 | Karen (Mother)   | Hartford (WBB)                  |
| Rollie Worster  | Shannon (Sister) | Montana Western (WBB)           |
|                 | Father (Scott)   | Weber State (MBB)               |



BROADCAST NOTES

2024-25 RECORD

6-2/0-1 Big Ten

2023-24 RECORD

23-11/12-8 Big Ten

LAST GAME

Sat., Dec. 7  
at Michigan State.....L, 52-89

UPCOMING GAMES

Fri., Dec. 13  
Indiana.....7 p.m.  
Sun. Dec. 22  
vs. Murray St. ....8 p.m.  
Mon., Dec. 23  
vs. Hawai'i/Charlotte .....TBD  
Wed., Dec. 25  
vs. TBA.....TBD

HEAD COACH

Fred Hoiberg (Iowa St., 1995)  
Nebraska: 69-96 / 6th  
Career: 184-152 / 11th

ASSISTANT COACHES

Adam Howard, 3rd season  
Nate Loenser, 4th season  
Ernie Zeigler, 3rd season

2024-25 SCHEDULE

NOV  
4 UT Rio Grand Valley...W, 87-67  
9 Bethune Cookman ...W, 63-58  
13 FDU .....W, 86-60  
17 vs. Saint Mary's.....L, 74-77  
22 at Creighton .....W, 74-63  
27 South Dakota .....W, 96-79

DEC

1 North Florida .....W, 103-72  
7 at Michigan State \* ...L, 52-89.  
13 Indiana \* .....7 p.m.  
Diamond Head Classic  
22 vs. Murray St. ....8 p.m.  
23 vs. Charlotte/Hawai'i.....TBD  
25 vs. TBA.....TBD  
30 Southern .....8 p.m.

JAN

4 UCLA \* .....1 p.m.  
7 at Iowa \* .....7 p.m.  
12 at Purdue \* .....11 a.m.  
16 Rutgers \* .....8 p.m.  
19 at Maryland \* .....11 a.m.  
22 USC \* .....8 p.m.  
26 at Wisconsin \* .....Noon  
30 Illinois \* .....7:30 p.m.

FEB

2 at Oregon \* .....6:30 p.m.  
5 at Washington \* .....9:30 p.m.  
9 Ohio State \* .....1 p.m.  
13 Maryland \* .....7:30 p.m.  
16 at Northwestern \* .....2 p.m.  
19 at Penn State \* .....5:30 p.m.  
24 Michigan \* .....7 p.m.

MARCH

1 Minnesota \* .....1 p.m.  
4 at Ohio State \* .....8 p.m.  
9 Iowa \* .....11:30 a.m.  
12-  
16 at Big Ten Tournament  
\*Big Ten Game; All times listed at central

CONNOR ESSEGAN (EH-SEE-JIN)



|         | GP/GS | PPG | RPG | APG | SPG | FG%  | 3PT% | FT%  |
|---------|-------|-----|-----|-----|-----|------|------|------|
| 2024-25 | 8/3   | 13  | 2.5 | 1.1 | 0.4 | .485 | .426 | .833 |
| B1G     | 1/1   | 1.0 | 1.0 | 0.0 | 0.0 | .000 | .000 | .500 |
| Career  | 76/22 | 8.1 | 2.3 | 0.6 | 0.1 | .411 | .357 | .876 |

G / 6-4 / 190 / Jr. / Fort Wayne, Ind.  
Last Game: Held to one point in 20 minutes at Michigan State  
◀ Set career highs in points (29), assists (five) and 3-pointers (six) vs. South Dakota  
◀ Played for Armenian National Team in 2024, averaging 13.0 ppg and 5.5 rpg in two games  
◀ Big Ten All-Freshman Team (11.7 ppg) who set a UW freshman record with 69 3-pointers in 2022-23

|       |                        |
|-------|------------------------|
| Pts.  | 29, vs. USD (11/27/24) |
| Reb.  | 11, at Indiana 1/14/23 |
| Asst. | 5, vs. USD (11/27/24)  |
| Stls. | 2, Three Times         |
| Bl.   | 1 at Minn. (3/5/23)    |

SAM HOIBERG



|         | GP/GS | PPG | RPG | APG | SPG | FG%  | 3PT% | FT%  |
|---------|-------|-----|-----|-----|-----|------|------|------|
| 2024-25 | 8/0   | 2.5 | 2.3 | 0.8 | 1.8 | .381 | .286 | .667 |
| B1G     | 1/0   | 2.0 | 2.0 | 0.0 | 0.0 | .000 | .000 | 1.00 |
| Career  | 63/1  | 3.5 | 2.4 | 1.1 | 0.9 | .429 | .333 | .739 |

G / 6-0 / 185 / Jr. / Lincoln, Neb.  
Last Game: Had two points and two rebounds in 10 minutes at Michigan State  
◀ Had a season-high nine points and three steals vs. South Dakota  
◀ Junior guard who averaged 3.4 ppg and led NU with a 2.45-to-1 asst.-to-TO ratio in 2023-24  
◀ Two-time Academic All-Big Ten pick who majors in sports media and communications

|       |                        |
|-------|------------------------|
| Pts.  | 15, Two Times          |
| Reb.  | 7, vs. SCSU (12/29/23) |
| Asst. | 4, Three Times         |
| Stls. | 4, Two Times           |
| Bl.   | 1, Five Times          |

AHRON ULIS (YOU-LISS)



|         | GP/GS | PPG | RPG | APG | SPG | FG%  | 3PT% | FT%  |
|---------|-------|-----|-----|-----|-----|------|------|------|
| 2024-25 | 8/0   | 3.5 | 2.1 | 1.9 | 0.8 | .333 | .154 | .444 |
| B1G     | 1/0   | 0.0 | 1.0 | 3.0 | 0.0 | .000 | .000 | .000 |
| Career  | 92/27 | 3.9 | 1.6 | 1.9 | 0.5 | .370 | .289 | .754 |

G / 6-3 / 190 / Sr. / Chicago, Ill.  
Last Game: Dished out three assists and had a rebound at Michigan State  
◀ Iowa transfer with 10 points, three assists and two steals vs. North Florida  
◀ Started 27 games at guard in 2022-23, averaging 6.1 ppg, 2.1 apg as Iowa reached NCAA Tournament  
◀ First-team All-Illinois by AP as a senior (20.3 ppg, 4.1 rpg and 2.8 apg) at Marian Catholic

|       |                            |
|-------|----------------------------|
| Pts.  | 17, at Mich. St. (1/26/23) |
| Reb.  | 7, Iowa St. (12/8/22)      |
| Asst. | 8, vs W. Mich. (11/22/21)  |
| Stls. | 3, Illinois (12/6/21)      |
| Bl.   | 1, Five Times              |

BRICE WILLIAMS



|         | GP/GS  | PPG  | RPG | APG | SPG | FG%  | 3PT% | FT%   |
|---------|--------|------|-----|-----|-----|------|------|-------|
| 2024-25 | 8/8    | 17.5 | 2.5 | 1.8 | 0.9 | .465 | .379 | .925  |
| B1G     | 1/1    | 11.0 | 0.0 | 0.0 | 1.0 | .429 | .333 | 1.000 |
| Career  | 130/69 | 10.7 | 4.1 | 1.3 | 0.7 | .390 | .392 | .828  |

G / 6-7 / 214 / Sr. / Huntersville, N.C.  
Last Game: Totaled 11 points at Michigan State  
◀ Finished with 28 points (8-12 FG, 11-11 FT) and three boards vs. Saint Mary's  
◀ Started all 34 games in 2023-24, averaging 13.4 ppg, 5.5 rpg, 2.5 apg, 1.1 spg  
◀ 2nd-team All C-USA pick who averaged 13.8 ppg and 5.3 rpg in helping Charlotte to 2023 CBI title

|       |                         |
|-------|-------------------------|
| Pts.  | 32, vs. UAB (3/4/23)    |
| Reb.  | 13, vs. Rice (2/25/23)  |
| Asst. | 9, Purdue (1/9/24)      |
| Stls. | 4, vs. Indiana (1/3/24) |
| Bl.   | 3, Four Times           |

JUWAN GARY (JUH-WAHN)



|         | GP/GS  | PPG  | RPG | APG | SPG | FG%  | 3PT% | FT%  |
|---------|--------|------|-----|-----|-----|------|------|------|
| 2024-25 | 8/8    | 10.6 | 4.4 | 1.1 | 1.5 | .420 | .259 | .769 |
| B1G     | 1/1    | 9.0  | 3.0 | 0.0 | 0.0 | .364 | .200 | .000 |
| Career  | 112/63 | 7.8  | 4.5 | 0.6 | 0.9 | .486 | .265 | .643 |

F / 6-6 / 226 / Sr. / Columbia, S.C.  
Last Game: Finished with nine points and three rebounds at Michigan State  
◀ Keyed NU's win over No. 14 Creighton with 16 points, seven boards and two steals  
◀ Scored season-high 19 points, along with career-best five assists and two blocks vs. FDU  
◀ 3rd-year starter averaged career-high 11.6 ppg in 2023-24; 2nd on team with 5 double-doubles

|       |                           |
|-------|---------------------------|
| Pts.  | 22, Minn. (2/25/24)       |
| Reb.  | 18, at K-State (12/17/23) |
| Asst. | 5, vs. FDU (11/13/24)     |
| Stls. | 5, B-CU (11/9/24)         |
| Bl.   | 3, Two Times              |

BRADEN FRAGER



|         | GP/GS | PPG | RPG | APG | SPG | FG%  | 3PT% | FT%  |
|---------|-------|-----|-----|-----|-----|------|------|------|
| 2024-25 | 0/0   | 0.0 | 0.0 | 0.0 | 0.0 | .000 | .000 | .000 |
| B1G     | 0/0   | 0.0 | 0.0 | 0.0 | 0.0 | .000 | .000 | .000 |
| Career  | 0/0   | 0.0 | 0.0 | 0.0 | 0.0 | .000 | .000 | .000 |

F / 6-7 / 220 / Fr. / Lincoln, Neb.  
Last Game: Did not play at Michigan State  
◀ True freshman who graduated high school a year early to begin his college career  
◀ Averaged 18.3 points, 7.0 rebounds, 1.2 assists & 1.2 steals per game at Lincoln SW in 2023-24  
◀ Ranked among the top-200 players in the class of 2025 before reclassifying; Turned 18 on Nov. 10

|       |     |
|-------|-----|
| Pts.  | N/A |
| Reb.  | N/A |
| Asst. | N/A |
| Stls. | N/A |
| Bl.   | N/A |

JEFFREY GRACE III



|         | GP/GS | PPG | RPG | APG | SPG | FG%  | 3PT% | FT%   |
|---------|-------|-----|-----|-----|-----|------|------|-------|
| 2024-25 | 3/0   | 1.7 | 1   | 0.0 | 0.0 | .500 | .000 | 1.000 |
| B1G     | 0/0   | 0.0 | 0.0 | 0.0 | 0.0 | .000 | .000 | .000  |

G / 6-3 / 197 / Jr. / Elmhurst, Ill.  
Last Game: Did not play at Michigan State  
◀ Academic All-Big Ten pick who played in 27 games over the last two seasons after walking on  
◀ Participated in No Filter Life Skills trip to Ecuador in August of 2024  
◀ Averaged 11.0 ppg, 5.0 rpg and 3.0 apg as a senior at York (Ill.) High School in 2020-21

|       |                       |
|-------|-----------------------|
| Pts.  | 3, vs. FDU (11/13/24) |
| Reb.  | 1, Eight Times        |
| Asst. | 1, Three Times        |
| Stls. | 1, at Md. (1/28/23)   |
| Bl.   | N/A                   |

BERKE BÜYÜKTÜNCEL (BEAR-KEH BUH-YOOK-TOON-JELL)



KTUNCCEL (BEAR-KEH BUH-YOOK-TOON-JELL)

|         | GP/GS | PPG | RPG | APG | SPG | FG%  | 3PT% | FT%  |
|---------|-------|-----|-----|-----|-----|------|------|------|
| 2024-25 | 7/6   | 8.6 | 5.9 | 1.6 | 1.4 | .568 | .231 | .833 |
| B1G     | 1/0   | 3   | 1   | 0.0 | 2.0 | .250 | .500 | .000 |

F / 6-10 / 224 / So. / Bursa, Türkiye  
Last Game: Had three points and two steals vs. MSU, his first action since Nov. 27  
◀ Finished with 12 points, nine boards and two assists vs. No. 14 Creighton  
◀ Set career highs in points (15), steals (three) and blocks (three) vs. Saint Mary's  
◀ Represented Türkiye at 2024 European U20 Champs.; 12.0 ppg, 7.7 rpg, 1.3 bpg and 1.3 spg

|       |                              |
|-------|------------------------------|
| Pts.  | 15, vs. St Mary's (11/17/24) |
| Reb.  | 9, at Creighton (11/22/24)   |
| Asst. | 3, Two Times                 |
| Stls. | 3, Two Times                 |
| Bl.   | 3, vs. St Mary's (11/17/24)  |

GAVIN GRIFFITHS



| ITHS    |       |     |     |     |     |       |       |       |
|---------|-------|-----|-----|-----|-----|-------|-------|-------|
|         | GP/GS | PPG | RPG | APG | SPG | FG%   | 3PT%  | FT%   |
| 2024-25 | 8/0   | 2.4 | 2.4 | 1.0 | 0.5 | 0.296 | 0.158 | 0.000 |
| B1G     | 1/0   | 0   | 0   | 1.0 | 1.0 | 0.000 | 0.000 | 0.000 |

G / 6-7 / 193 / So. / Simsbury, Conn.  
Last Game: Had an assist and a steal in six minutes at Michigan State  
◀ Rutgers transfer had season highs in points (eight), boards (five) and blocks (two) vs. FDU  
◀ Played in all 32 games in 2023-24; averaged 5.8 ppg, 2.2 rpg; 2nd on team in 3-pointers (31)  
◀ Totaled seven double-figure efforts, including 25 points against Boston University

|       |                             |
|-------|-----------------------------|
| Pts.  | 25, Boston Univ. (11/10/23) |
| Reb.  | 6, at Purdue (2/2/24)       |
| Asst. | 3, Three Times              |
| Stls. | 3, IUU (12/16/23)           |
| Bl.   | 2, Three Times              |

JUSTIN BOLIS



S

|         | GP/GS | PPG | RPG | APG | SPG | FG%  | 3PT% | FT%  |
|---------|-------|-----|-----|-----|-----|------|------|------|
| 2024-25 | 0/0   | 0.0 | 0.0 | 0.0 | 0.0 | .000 | .000 | .000 |
| B1G     | 0/0   | 0.0 | 0.0 | 0.0 | 0.0 | .000 | .000 | .000 |

F / 6-8 / 225 / So. / Lincoln, Neb.  
Last Game: Did not play at Michigan State  
◀ Walk-on who played at Southeast (Neb.) CC last year, averaging 15.8 ppg and 8.7 rpg  
◀ Totaled 11 double-doubles in 2023-24, including 21 points & 15 rebounds vs North Iowa Area CC  
◀ Played at Lincoln High for Coach Dan Noble and was named to Heartland Athletic Conf. team

|       |     |
|-------|-----|
| Pts.  | N/A |
| Reb.  | N/A |
| Asst. | N/A |
| Stls. | N/A |
| Bl.   | N/A |

ANDREW MORGAN



| ORGAN   |       |     |     |     |     |       |       |       |
|---------|-------|-----|-----|-----|-----|-------|-------|-------|
|         | GP/GS | PPG | RPG | APG | SPG | FG%   | 3PT%  | FT%   |
| 2024-25 | 8/0   | 8.4 | 5.3 | 0.9 | 0.3 | 0.447 | 0.333 | 0.657 |
| B1G     | 1/0   | 14  | 7   | 1.0 | 1.0 | 0.462 | 0.000 | 0.667 |

F / 6-10 / 242 / Sr. / Waseca, Minn.  
Last Game: Led Nebraska with 14 points and seven rebounds in 28 minutes at Michigan State  
◀ Grabbed a season high nine rebounds and added 13 points vs. North Florida  
◀ North Dakota State transfer who averaged double figures in each of the past two seasons  
◀ Second-team All-Summit League in 2023-24, averaging 12.9 ppg on 56 percent shooting

|       |                            |
|-------|----------------------------|
| Pts.  | 31, Kansas City (2/8/04)   |
| Reb.  | 14, Crown (11/20/22)       |
| Asst. | 4, Two Times               |
| Stls. | 2, Four Times              |
| Bl.   | 3, at N. Dakota (12/30/22) |

ROLLIE WORSTER (RAW-LEE WOOSTER)



| WOOSTER (RAW-LEE WOOSTER) |         |     |     |     |     |      |           |
|---------------------------|---------|-----|-----|-----|-----|------|-----------|
|                           | GP/GS   | PPG | RPG | APG | SPG | FG%  | 3PT% FT%  |
| 2024-25                   | 8/8     | 8.9 | 4   | 2.6 | 1.5 | .453 | .250 .690 |
| B1G                       | 1/1     | 9.0 | 1   | 3.0 | 2.0 | .429 | .000 .600 |
| Career                    | 111/109 | 8.6 | 4.5 | 4.0 | 1.0 | .412 | .291 .767 |

G / 6-5 / 220 / Sr. / Missoula, Mont.  
Last Game: Had nine points, three assists and two steals at Michigan State  
◀ Utah transfer who started 76 of 77 games in three seasons and 25 times at Utah St. in 2020-21  
◀ Averaged 9.9 ppg, 5.5 apg and 4.9 rpg in 2023-24, led Pac-12 in asst.-to-TO before injury in Jan.  
◀ Ranked 2nd in Pac-12 in Asst-to-TO (2.6-to-1) and was 2nd in Pac-12 in APG (5.2) in conf. play

|       |                        |
|-------|------------------------|
| Pts.  | 19, Two Times          |
| Reb.  | 11, Arizona (12/1/22)  |
| Asst. | 10, Four Times         |
| Stls. | 6, E. Wash (11/6/23)   |
| Bl.   | 2, Oregon St. (2/3/22) |

NICK JANOWSKI



| Career  | 2024-25 | 2023-24 | 2022-23 | 2021-22 | 2020-21 | 2019-20 | 2018-19 | 2017-18 |
|---------|---------|---------|---------|---------|---------|---------|---------|---------|
| VSU     | GP/GS   | PPG     | RPG     | APG     | SPG     | FG%     | 3PT%    | FT%     |
| 2024-25 | 0/0     | 0.0     | 0.0     | 0.0     | 0.0     | .000    | .000    | .000    |
| B1G     | 0/0     | 0.0     | 0.0     | 0.0     | 0.0     | .000    | .000    | .000    |
| Career  | 0/0     | 0.0     | 0.0     | 0.0     | 0.0     | .000    | .000    | .000    |

G / 6-4 / 208 / Fr. / Pewaukee, Wis.  
Last Game: Did not play at Michigan State  
◀ Totaled 2,297 career points en route to winning three state titles at Pewaukee High School  
◀ Averaged 30.8 ppg, 8.2 rpg, and 4.4 apg as a senior in earning first-team all-state honors  
◀ Top-150 recruit whose teams went a combined 106-14 during his four-year career

|       |     |
|-------|-----|
| Pts.  | N/A |
| Reb.  | N/A |
| Asst. | N/A |
| Stls. | N/A |
| Bl.   | N/A |

CALE JACOBSEN



| Career  | G/P   | G/S | P/P | R/P | A/P | S/P  | F/G  | 3P/T  | F/T |
|---------|-------|-----|-----|-----|-----|------|------|-------|-----|
| BSEN    |       |     |     |     |     |      |      |       |     |
|         | GP/GS | PPG | RPG | APG | SPG | FG%  | 3PT% | FT%   |     |
| 2024-25 | 5/0   | 1.6 | 1.4 | 1.2 | 0.6 | .300 | .143 | 1.000 |     |
| B1G     | 1/0   | 3.0 | 1.0 | 0.0 | 0.0 | .333 | .333 | .000  |     |
| Career  | 25/0  | 0.9 | 0.4 | 0.4 | 0.2 | .400 | .200 | .571  |     |

G / 6-4 / 200 / So. / Ashland, Neb.  
Last Game: Had three points and a rebound in nine minutes at Michigan State  
◀ Career highs in minutes (16), assists (three), steals (two) and blocks (two) vs. UNF  
◀ Played in 20 games as a redshirt freshman in 2023-24, primarily in situational roles  
◀ Averaged 17.9 ppg, 6.1 apg, 5.8 rpg as a senior in leading Ashland-Greenwood to a state title

|       |                        |
|-------|------------------------|
| Pts.  | 4, vs. SCSU (12/29/23) |
| Reb.  | 4, vs. FDU (11/13/24)  |
| Asst. | 3, vs. UNF (12/1/24)   |
| Stls. | 2, vs. UNF (12/1/24)   |
| Bl.   | 2, vs. UNF (12/1/24)   |

BRAXTON MEAH (MEE-UH)



|              |       |     |     |     |     |      |      |      |
|--------------|-------|-----|-----|-----|-----|------|------|------|
| Career       | 25/0  | 0.9 | 0.4 | 0.4 | 0.2 | .400 | .200 | .371 |
| EAH (MEE-UH) |       |     |     |     |     |      |      |      |
|              | GP/GS | PPG | RPG | APG | SPG | FG%  | 3PT% | FT%  |
| 2024-25      | 7/7   | 3.7 | 4   | 0.9 | 0.4 | .667 | .000 | .333 |

C / 7-1 / 265 / Sr. / Layton, Utah  
Last Game: Battled foul trouble and played just 11 minutes at Michigan State  
◀ Finished with 12 points on 6-of-6 shooting and five boards vs. South Dakota  
◀ Had six boards and helped limit Creighton's Ryan Kalkbrenner without a field goal  
◀ Fifth-year senior who spent the last two seasons at Washington

|       |                        |
|-------|------------------------|
| Pts.  | 21, Stanford (1/12/23) |
| Reb.  | 14, Two Times          |
| Asst. | 3, Three Times         |
| Stls. | 2, Five Times          |
| Bl.   | 6, Cal Poly (12/13/22) |

HENRY BURT



| GP/GS | PPG | RPG | APG |
|-------|-----|-----|-----|
|-------|-----|-----|-----|

# NEBRASKA HEAD COACH FRED HOIBERG

## NEBRASKA (2019-PRESENT)

- Hired as Nebraska's 28th men's basketball coach on March 30, 2019, a position his grandfather (Jerry Bush) held for nine seasons from 1954 to 1963.
- Named Jim Phalen National Coach of the Year and shared Big Ten Coach-of-the-Year honors (coaches and media) in 2024.
- Coached Nebraska to a third-place finish in the Big Ten in 2023-24, the highest conference finish by NU since 1992-93.
- Guided Nebraska to its first NCAA Tournament appearance since 2014.
- Led Nebraska to its fourth win over a No. 1 team in school history and first time since 1982 (1/9/24 vs. No. 1 Purdue).
- Is the only coach in school history with two road wins against top-10 teams (2021-22 at No. 10 Wisconsin; 2022-23 at No. 7 Creighton).
- Guided Nebraska to three consecutive road wins over ranked opponents (No. 23 Ohio State and No. 10 Wisconsin in 2021-22 and No. 7 Creighton in 2022-23) for the first time in school history.
- Had NBA Draft Picks in both 2021 (Dalano Banton) and 2022 (Bryce McGowens) and has produced 12 players who have reached the NBA.

## CHICAGO BULLS (2015-18)

- Coached the Chicago Bulls for three-plus seasons, posting a 115-155 record.
- Became just the fifth coach in franchise history to post a winning record in his debut season.
- Took the Bulls to the 2017 NBA Playoffs where they won the first two games against the top-seeded Boston Celtics, as the Bulls were the first No. 8 seed to take a 2-0 lead against a No. 1 seed since 1993.
- Was the fifth coach in NBA history to have each of his first two career playoff victories come on the road.

## IOWA STATE (2010-15)

- Served as head coach at his alma mater for five seasons, posting a 115-56 record, which is the top winning percentage in school history (.673).
- Led the Cyclones to four straight NCAA Tournament appearances - a program record - while his 115 wins were the most in a five-year stretch in school history.
- Guided Iowa State to back-to-back Big 12 Tournament titles in 2014 and 2015.
- Produced four All-Americans, 12 All-Big 12 honorees and 10 players who played in the NBA.
- Named Big 12 Coach of the Year in 2012, as the Cyclones went from three conference wins to 12 in one season.
- Won 28 games and reached the NCAA Sweet 16 in 2014.
- Led the Big 12 in scoring offense in two of his last four seasons and topped the conference in 3-pointers four times in five years.

## MINNESOTA TIMBERWOLVES (2005-10)

- Served as Vice President of Basketball Operations in 2009-10, overseeing the day-to-day operations of basketball programs including college and pro scouting, salary cap management and NBA Draft preparations.
- Was the Assistant General Manager for three seasons, helping the Timberwolves orchestrate a draft-day trade for five-time all-star Kevin Love in 2008.

## AS AN NBA PLAYER (1995-2005)

- Spent 10 years in the NBA with the Indiana Pacers (four seasons), Chicago Bulls (four seasons) and Minnesota Timberwolves (two seasons) after being selected in the second round of the 1995 NBA Draft.
- Was a member of three NBA Playoff Teams, including a Timberwolves team that reached the 2004 Western Conference Finals.
- Shot 40 percent from 3-point range during his career and led the NBA in 3-point shooting in his final season (48.3, 2004-05).
- Ended his NBA career abruptly at the age of 33 after undergoing open-heart surgery to repair an aneurysm in his aortic root.

## AS A PLAYER AT IOWA STATE (1991-95)

- Started all four seasons at Iowa State, averaging 15.8 points, 6.9 rebounds, 2.8 assists and 1.6 steals per game in his collegiate career.
- His No. 32 was retired by Iowa State in 1997 and Hoiberg is a member of the Iowa State Hall of Fame.
- Garnered third-team All-America honors as a senior in 1994-95, averaging 19.9 points per game to help the Cyclones win a then-school-record 23 games and was named Big Eight Co-Male Athlete of the Year in 1995.
- Two-time Academic All-American who was inducted into the CSC Academic Hall of Fame in 2016.



## FRED HOIBERG'S COLLEGIATE COACHING RECORD

| Year          | School             | Overall Record | Pct.        | Conf. Record  | Pct         | Conf. Finish | Postseason        |
|---------------|--------------------|----------------|-------------|---------------|-------------|--------------|-------------------|
| 2010-11       | Iowa State         | 16-16          | .500        | 3-13          | .188        | 12th         | None              |
| 2011-12       | Iowa State         | 23-11          | .676        | 12-6          | .677        | T-3rd        | NCAA Third Round  |
| 2012-13       | Iowa State         | 23-12          | .657        | 11-7          | .611        | T-4th        | NCAA Third Round  |
| 2013-14       | Iowa State         | 28-8           | .778        | 11-7          | .611        | T-3rd        | NCAA Sweet 16     |
| 2014-15       | Iowa State         | 25-9           | .735        | 12-6          | .677        | T-2nd        | NCAA Second Round |
| 2019-20       | Nebraska           | 7-25           | .219        | 2-18          | .100        | 14th         | None              |
| 2020-21       | Nebraska           | 7-20           | .259        | 3-16          | .158        | 14th         | None              |
| 2021-22       | Nebraska           | 10-22          | .313        | 4-16          | .200        | T-13th       | None              |
| 2022-23       | Nebraska           | 16-16          | .500        | 9-11          | .450        | T-11th       | None              |
| 2023-24       | Nebraska           | 23-11          | .667        | 12-8          | .600        | T-3rd        | NCAA First Round  |
| 2024-25       | Nebraska           | 6-2            | .857        | 0-1           | .000        | -            | -                 |
| <b>Totals</b> | <b>10+ Seasons</b> | <b>184-152</b> | <b>.548</b> | <b>79-109</b> | <b>.420</b> |              |                   |



## 2024-25 RADIO/TV ROSTER



0 | CONNOR  
ESSEGIAN

Jr. | G | 6-4 | 190



1 | SAM  
HOIBERG

Jr. | G | 6-0 | 185




2 | AHRON  
ULIS

Sr. | G | 6-3 | 190



3 | BRICE  
WILLIAMS

Sr. | G | 6-7 | 214



4 | JUWAN  
GARY

Sr. | F | 6-6 | 226



5 | BRADEN  
FRAGER

Fr. | F | 6-7 | 220



8 | JEFFREY  
GRACE III

Jr. | G | 6-3 | 200



9 | BERKE  
BÜYÜKTUNCEL

So. | F | 6-10 | 244



12 | GAVIN  
GRIFFITHS

So. | G | 6-7 | 193




20 | JUSTIN  
BOLIS

So. | F | 6-8 | 225



23 | ANDREW  
MORGAN

Sr. | F | 6-10 | 242




24 | ROLLIE  
WORSTER

Sr. | G | 6-5 | 210



25 | NICK  
JANOWSKI

Fr. | G | 6-4 | 208



31 | CALE  
JACOBSEN

So. | G | 6-4 | 195



34 | BRAXTON  
MEAH

Sr. | C | 7-1 | 265



35 | HENRY  
BURT

So. | F | 6-7 | 222



51 | RIENK  
MAST

Sr. | F | 6-10 | 260



FRED HOIBERG

Head Coach



ADAM HOWARD

Assistant Coach



NATE LOENSER

Assistant Coach



ERNIE ZEIGLER

Assistant Coach



KURT JOSEPH

Director of Men's  
Basketball Strength &  
Conditioning



LUCA VIRGILIO

Director of Basketball  
Strategies & Business  
Operations



EMMANUEL  
TOMMY

Director of Player  
Development



MICHAEL BANIA

Video  
Coordinator



PADYN BORDERS

Recruiting  
Coordinator



SHERYL BURBACH

Assistant Director of  
Basketball Operations



ANDREW MCCABE

Athletic Trainer



PAT NORRIS

Equipment Manager



JAKE BLATTNER

Performance  
Nutrition Coordinator



MATT THOME

NAPL Director



NIHILO IBARRA

Graduate Manager



JUSTIN MOORE

Graduate Manager



JOSIAH ALLICK

Graduate Manager



2024-25 Roster Page

# THE LAST TIME...

## Nebraska Team

Ranked in the top 5 (AP Poll) ..... Never Happened  
 Ranked in the top 10 (AP Poll) ..... March 1, 1966  
 Ranked in the top 20 (AP Poll) ..... Jan. 2, 1995  
 Ranked in the top 25 (AP Poll) ..... Dec. 31, 2018 (No. 24)  
 Ranked in the top 25 (USA Today Coaches Poll) ..... Dec. 31, 2018 (No. 23)

Played AP Poll No. 1 ranked team ..... def. No. 1 Purdue (88-72), 1/9/2024  
 Defeated AP Poll No. 1 ranked team ..... def. No. 1 Purdue (88-72), 1/9/2024  
 Played AP Poll No. 2 ranked team ..... lost at No. 2 Michigan (47-62), 1/9/13  
 Defeated AP Poll No. 2 ranked team ..... vs. No. 2 Oklahoma State (85-69), 2/5/1992  
 Played Team Ranked 1-5 by AP ..... def. No. 1 Purdue (88-72), 1/9/2024  
 Defeated Team Ranked 1-5 by AP ..... def. No. 1 Purdue (88-72), 1/9/2024  
 Played Team Ranked 6-10 by AP ..... won vs. No. 6 Wisconsin (80-72, OT), 2/1/2023  
 Defeated Team Ranked 6-10 by AP ..... vs. No. 6 Wisconsin (80-72, OT), 2/1/2023  
 Defeated Team Ranked 11-25 by AP ..... at No. 23 Ohio State (78-70), 3/1/2022  
 Defeated Team Ranked 1-10 by AP on Road ..... at No. 7 Creighton (63-53), 12/4/2022  
 Defeated Ranked Team by AP on Road ..... at No. 14 Creighton (74-63), 11/22/2024

Scored 100 or more points ..... 103; North Florida, 12/1/2024  
 Scored 90 or more points ..... 103; North Florida, 12/1/2024  
 Scored 80 or more points ..... 103; North Florida, 12/1/2024  
 Scored less than 50 points ..... 48; Wisconsin, 2/10/2021  
 Scored less than 40 points ..... 38; at Oregon, 12/15/2012  
 Shot 75% from the field ..... 750, vs. Nebraska-Omaha (42-56), 1/25/1988 \$  
 Shot 70% from the field ..... 723; vs. UNC Wilmington (34-47), 12/5/1997  
 Shot 60% from the field ..... 628; vs. Northwestern (27-43), 2/3/2015

Made 50 or more free throws ..... Never Happened  
 Made 40 or more free throws ..... 43, vs. Texas (43-59), 1/3/1996 - \$  
 Made 30 or more free throws ..... 37; vs. UTSA (37-50), 12/20/2017  
 Made 25 or more free throws ..... 25; vs. Saint Mary's (25-29), 11/17/2024  
 Attempted 60 or more free throws ..... 60, vs. Kansas State (36-60), 1/11/1954 - \$  
 Attempted 50 or more free throws ..... 50, vs. UTSA (37-50), 12/20/2017  
 Attempted 40 or more free throws ..... 50, vs. UTSA (37-50), 12/20/2017  
 Attempted 30 or more free throws ..... 30; at Creighton (22-30), 11/22/2024  
 Shot 100% from the foul line (min 10 att.) ..... 1.000; at Illinois (14-14), 2/4/2024  
 Shot 95% from the foul line (min 10 att.) ..... 1.000; at Illinois (14-14), 2/4/2024  
 Shot 90% from the foul line (min 10 att.) ..... 917; vs. Texas A&M (NCAA) (22-24), 3/22/2024  
 Shot 90% from the foul line (min 20 att.) ..... 917; vs. Texas A&M (NCAA) (22-24), 3/22/2024

Made 20 or more 3-pointers ..... Never Happened  
 Made 15 or more 3-pointers ..... 15; Kennesaw State (15-29), 12/22/2021  
 Made 10 or more 3-pointers ..... 11; North Florida (11-24), 12/1/2024  
 Made 0 3-pointers ..... 0; vs. Jacksonville State (0-5), 12/18/2012  
 Held Opponent to 0 3-pointers ..... 0; Southeastern Louisiana, 11/22/2015  
 Attempted 40 or more 3-pointers ..... 41; vs. Nevada (9-41), 11/26/2020 \$  
 Attempted 30 or more 3-pointers ..... 33; South Dakota (13-33), 11/27/2024  
 Attempted 20 or more 3-pointers ..... 33; South Dakota (13-33), 11/27/2024  
 Shot 75% from 3-point range (min. 10 att.) ..... 750, vs. UT-Pan American (9-12), 12/2/2009 - \$  
 Shot 60% from 3-point range (min. 20 att.) ..... 609; Purdue (14-23), 1/9/24  
 Shot 60% from 3-point range (min. 10 att.) ..... 609; Purdue (14-23), 1/9/24  
 Shot 50% from 3-point range (min. 20 att.) ..... 538 vs. Ohio State (14-26), 1/23/2024  
 Shot 50% from 3-point range (min. 10 att.) ..... 538 vs. Ohio State (14-26), 1/23/2024

Had 60 or more rebounds ..... 60; vs. Oral Roberts, 12/22/1999  
 Had 50 or more rebounds ..... 50; South Carolina State, 12/29/2023

Had 30 or more assists ..... 35, Northeastern Illinois, 12/21/1994  
 Had 25 or more assists ..... 25; Doane, 12/17/2020  
 Had 20 or more assists ..... 22; North Florida, 12/1/2024  
 Had 15 or more assists ..... 15; Texas A&M (NCAA), 3/22/2024

Had 20 or more steals ..... 23, vs. Texas Tech, 3/4/1999 - \$  
 Had 15 or more steals ..... 15; Indiana, 1/3/2024  
 Had 10 or more steals ..... 12; North Florida, 12/1/2024

Had 15 or more blocked shots ..... 15, vs. Coppin State, Dec. 6, 1996 - \$  
 Had 10 or more blocked shots ..... 14; at Northwestern, 1/2/2018

Had 30 or more turnovers ..... 31, at Creighton, 12/11/2005  
 Had 20 or more turnovers ..... 20; South Carolina State, 12/29/2023  
 Had 5 or less turnovers ..... 2; vs. Duquesne, 11/22/2023 - #

## Nebraska Player...

Had 20 or more points: ..... 29, Connor Essegian vs. South Dakota, 11/27/2024  
 Had 25 or more points: ..... 29, Connor Essegian vs. South Dakota, 11/27/2024  
 Had 30 or more points: ..... 30; Keisei Tominaga at Michigan, 3/10/2024  
 Had 40 or more points: ..... 41; Teddy Allen vs. Penn State, 2/23/2021  
 Had 20 or more points in a half: ..... 23; Keisei Tominaga Michigan, 3/10/2024

Had No Player in Double Figures: ..... vs. Ohio State, 1/21/2012  
 Had Five Players with 10 or more points ..... North Florida, 12/1/2024  
 ..... Essegian (22), Gary (18); Williams (17); Morgan (13); Ulis (10)  
 Had Six Players with 10 or more points ..... North Dakota, 12/20/2023  
 ..... Wilcher (16); Lawrence (14); Tominaga (14); Williams (12); Gary (12); Allick (10)  
 Two Huskers with 20 or more points, same game: ..... vs. South Dakota, 11/27/2024  
 ..... Connor Essegian (29); Brice Williams (21)  
 Two Huskers with 25 or more points, same game: ..... vs. Western Illinois, 11/9/21  
 ..... Alonzo Verge Jr. (26), Bryce McGowens (25)  
 Three Huskers with 20 or more points, same game: ..... Iowa, 3/10/2019  
 ..... James Palmer Jr. (30), Glynn Watson Jr. (23), Isaiah Roby (23)  
 Two Huskers with 30 or more points, same game: ..... vs. Oregon, 11/25/1995  
 ..... Tyronn Lue (30) & Jaron Boone (30) - only time in school history

Had 10 or more rebounds: ..... 11; Josiah Allick vs. Texas A&M (NCAA), 3/22/24  
 Had 15 or more rebounds: ..... 18; Juwan Gary at Kansas State, 12/17/2023  
 Had 20 or more rebounds: ..... 21, Kimani Ffriend vs. Oral Roberts, 12/22/1999  
 Had 25 or more rebounds: ..... 26, Bill Johnson vs. Iowa State, 1/4/1954 - \$  
 Two Huskers with 10 or more rebounds, same game: ..... at Kansas State, 12/17/2023  
 ..... (Juwan Gary-18; Rienk Mast-12)  
 Three Huskers with 10 or more rebounds, same game: ..... vs. Texas Tech, 1/19/2000  
 ..... (Steffon Bradford 16; Kimani Ffriend 12; Louis Truscott 11)

Had 5 or more 3-pointers: ..... 6; Connor Essegian vs. North Florida (6-8), 12/1/2024  
 Had 6 or more 3-pointers: ..... 6; Connor Essegian vs. North Florida (6-8), 12/1/2024  
 Had 7 or more 3-pointers: ..... 7; Kobe Webster at Northwestern (7-12), 3/7/2021  
 Had 8 or more 3-pointers: ..... 8; Cary Cochran, vs. Baylor (8-13), 2/27/2002 - \$

Had 5 or more assists: ..... 6; Brice Williams vs. North Florida, 12/1/24  
 Had 10 or more assists: ..... 11; Alonzo Verge Jr. at Ohio State, 3/1/2022  
 Had 15 or more assists: ..... 15; Charles Richardson vs. Rutgers, 12/2/2006  
 Had 18 or more assists: ..... 18; Brian Carr, at Evansville, 1/3/1985 - \$

Had 5 or more blocked shots: ..... 5; Isaiah Roby vs. Northwestern, 2/16/2019  
 Had 6 or more blocked shots: ..... 6; Isaiah Roby vs. Eastern Illinois, 11/11/2017  
 Had 7 or more blocked shots: ..... 7; John Turek vs. Colorado, 3/2/2005  
 Had 9 or more blocked shots: ..... 9; Mikki Moore vs. Coppin State, 12/6/1996 - \$  
 Had 10 or more blocked shots: ..... Never Happened

Had 5 or more steals: ..... 5; Juwan Gary vs. Bethune-Cookman, 11/19/2024  
 Had 6 or more steals: ..... 6; Glynn Watson Jr. vs. Long Beach State, 11/26/2017  
 Had 7 or more steals: ..... 7; Brandon Richardson at Ohio State, 1/3/2012  
 Had 8 or more steals: ..... 8, Cookie Belcher vs. Oklahoma St., 2/7/2001 - \$  
 Had 10 or more steals: ..... Never Happened

Had Triple-Double (Points/Rebounds/Assists): ..... Dalano Banton vs. Doane, 12/17/2020, 13/11/10  
 Had Double-Double (Points/Assists): ..... Alonzo Verge Jr. at NC State (25/11), 12/1/2021  
 Had Double-Double (Points/Rebounds): ..... Josiah Allick (14 pts./11 reb.) vs. Texas A&M (NCAA), 3/22/2024  
 Had Double-Double (Points/Steals): ..... Never Happened  
 Had Double-Double (Points/Blocks): ..... Never Happened  
 Had Two Players with Double-Doubles: ..... Josiah Allick (10 pts./12 reb.) and Juwan Gary (15 pts./11 reb.) vs. Rutgers, 3/3/2024

\$ - School Record - # - Tied School record  
 As of 12/9/2024

| 2024-25 GAME BY GAME            |        |      |          |      |        |      |       |      |    |    |    |   |    |      |     |
|---------------------------------|--------|------|----------|------|--------|------|-------|------|----|----|----|---|----|------|-----|
| Team                            | FG-FGA | Pct. | 3FG-3FGA | Pct. | FT-FTA | Pct. | O-D   | Reb. | PF | A  | TO | B | S  | Pts. | W/L |
| UTRGV<br>at Nebraska            | 24-62  | .387 | 13-41    | .317 | 6-9    | .667 | 9-23  | 32   | 27 | 11 | 20 | 0 | 4  | 67   |     |
|                                 | 28-57  | .491 | 6-19     | .316 | 25-35  | .714 | 11-31 | 42   | 15 | 11 | 13 | 2 | 9  | 87   | W   |
| Bethune-Cookman<br>at Nebraska  | 22-62  | .355 | 9-26     | .346 | 5-7    | .714 | 12-27 | 39   | 23 | 11 | 22 | 5 | 5  | 58   |     |
|                                 | 19-55  | .345 | 4-22     | .182 | 21-26  | .808 | 13-28 | 41   | 14 | 11 | 18 | 4 | 11 | 63   | W   |
| FDU<br>at Nebraska              | 23-57  | .404 | 7-23     | .304 | 7-11   | .636 | 7-24  | 31   | 21 | 12 | 17 | 3 | 6  | 60   |     |
|                                 | 28-65  | .431 | 7-28     | .250 | 23-28  | .821 | 14-29 | 43   | 15 | 20 | 8  | 6 | 10 | 86   | W   |
| Saint Mary's<br>vs. Nebraska    | 21-61  | .426 | 11-23    | .478 | 14-25  | .560 | 17-14 | 31   | 21 | 14 | 9  | 3 | 12 | 77   |     |
|                                 | 22-49  | .449 | 5-17     | .294 | 25-29  | .862 | 13-21 | 34   | 19 | 8  | 15 | 6 | 6  | 74   | L   |
| at No. 14 Creighton<br>Nebraska | 17-52  | .327 | 12-42    | .286 | 17-23  | .739 | 8-29  | 37   | 19 | 12 | 17 | 3 | 4  | 63   |     |
|                                 | 24-57  | .421 | 4-16     | .250 | 22-30  | .733 | 7-30  | 37   | 22 | 18 | 7  | 1 | 10 | 74   | W   |
| South Dakota<br>at Nebraska     | 26-60  | .433 | 8-28     | .286 | 19-27  | .704 | 9-24  | 33   | 16 | 12 | 12 | 3 | 6  | 79   |     |
|                                 | 33-68  | .485 | 13-33    | .394 | 17-21  | .810 | 14-29 | 43   | 16 | 24 | 12 | 2 | 10 | 96   | W   |
| North Florida<br>at Nebraska    | 25-65  | .385 | 14-43    | .326 | 8-12   | .667 | 10-27 | 37   | 19 | 13 | 16 | 1 | 2  | 72   |     |
|                                 | 40-69  | .580 | 11-24    | .458 | 12-18  | .667 | 6-32  | 38   | 12 | 22 | 6  | 4 | 12 | 103  | W   |
| at Michigan State<br>Nebraska   | 29-56  | .518 | 9-23     | .391 | 22-23  | .957 | 12-36 | 48   | 17 | 20 | 17 | 5 | 4  | 89   |     |
|                                 | 18-54  | .333 | 4-22     | .182 | 12-18  | .667 | 4-15  | 19   | 20 | 8  | 11 | 0 | 8  | 52   | L   |



## GAME BY GAME STARTERS

| Opponent            | Date  | Result    | Guard   | Guard    | Guard/Forward | Forward     | Forward     |
|---------------------|-------|-----------|---------|----------|---------------|-------------|-------------|
| UTRGV               | 11/4  | W, 87-67  | Worster | Williams | Gary          | Büyüktuncel | Meah        |
| Bethune-Cookman     | 11/9  | W, 63-58  | Worster | Williams | Gary          | Büyüktuncel | Meah        |
| FDU                 | 11/13 | W, 86-60  | Worster | Williams | Essegian      | Gary        | Büyüktuncel |
| vs. Saint Mary's    | 11/17 | L, 74-77  | Worster | Williams | Gary          | Büyüktuncel | Meah        |
| at No. 14 Creighton | 11/22 | W, 74-63  | Worster | Williams | Gary          | Büyüktuncel | Meah        |
| South Dakota        | 11/27 | W, 96-79  | Worster | Williams | Gary          | Büyüktuncel | Meah        |
| North Florida       | 12/1  | W, 103-72 | Worster | Williams | Essegian      | Gary        | Meah        |
| at Michigan State   | 12/7  | L, 52-89  | Worster | Williams | Essegian      | Gary        | Meah        |

2024-25 SUPERLATIVES

NEBRASKA TEAM GAME HIGHS

|                       |              |                                 |
|-----------------------|--------------|---------------------------------|
| POINTS                | 103          | NORTH FLORIDA (12/01/24)        |
|                       | 96           | SOUTH DAKOTA (11/27/24)         |
|                       | 87           | UTRGV (11/04/24)                |
|                       | 86           | FDU (11/13/24)                  |
|                       | 74           | at Creighton (11/22/24)         |
|                       | 74           | vs Saint Mary's (CA) (11/17/24) |
| FIELD GOALS MADE      | 40           | NORTH FLORIDA (12/01/24)        |
|                       | 33           | SOUTH DAKOTA (11/27/24)         |
| FIELD GOAL ATTEMPTS   | 69           | NORTH FLORIDA (12/01/24)        |
|                       | 68           | SOUTH DAKOTA (11/27/24)         |
| FIELD GOAL PERCENTAGE | .580 (40-69) | NORTH FLORIDA (12/01/24)        |
|                       | .491 (28-57) | UTRGV (11/04/24)                |
| 3 PT FIELD GOALS MADE | 13           | SOUTH DAKOTA (11/27/24)         |
|                       | 11           | NORTH FLORIDA (12/01/24)        |
| 3 PT FG ATTEMPTS      | 33           | SOUTH DAKOTA (11/27/24)         |
|                       | 28           | FDU (11/13/24)                  |
| 3 PT FG PERCENTAGE    | .458 (11-24) | NORTH FLORIDA (12/01/24)        |
|                       | .394 (13-33) | SOUTH DAKOTA (11/27/24)         |
| FREE THROWS MADE      | 25           | vs Saint Mary's (CA) (11/17/24) |
|                       | 25           | UTRGV (11/04/24)                |
| FREE THROW ATTEMPTS   | 35           | UTRGV (11/04/24)                |
|                       | 30           | at Creighton (11/22/24)         |
| FREE THROW PERCENTAGE | .862 (25-29) | vs Saint Mary's (CA) (11/17/24) |
|                       | .821 (23-28) | FDU (11/13/24)                  |
| REBOUNDS              | 43           | SOUTH DAKOTA (11/27/24)         |
|                       | 43           | FDU (11/13/24)                  |
| ASSISTS               | 24           | SOUTH DAKOTA (11/27/24)         |
|                       | 22           | NORTH FLORIDA (12/01/24)        |
| STEALS                | 12           | NORTH FLORIDA (12/01/24)        |
|                       | 11           | BETHUNE-COOKMAN (11/09/24)      |
| BLOCKED SHOTS         | 6            | vs Saint Mary's (CA) (11/17/24) |
|                       | 6            | FDU (11/13/24)                  |
| TURNOVERS             | 18           | BETHUNE-COOKMAN (11/09/24)      |
|                       | 15           | vs Saint Mary's (CA) (11/17/24) |
| FOULS                 | 22           | at Creighton (11/22/24)         |
|                       | 20           | at Michigan St. (12/07/24)      |

OPPONENT TEAM GAME HIGHS

|                       |              |                                 |
|-----------------------|--------------|---------------------------------|
| POINTS                | 89           | at Michigan St. (12/07/24)      |
|                       | 79           | SOUTH DAKOTA (11/27/24)         |
|                       | 77           | vs Saint Mary's (CA) (11/17/24) |
|                       | 72           | NORTH FLORIDA (12/01/24)        |
| FIELD GOALS MADE      | 29           | at Michigan St. (12/07/24)      |
|                       | 26           | SOUTH DAKOTA (11/27/24)         |
|                       | 26           | vs Saint Mary's (CA) (11/17/24) |
| FIELD GOAL ATTEMPTS   | 65           | NORTH FLORIDA (12/01/24)        |
|                       | 62           | BETHUNE-COOKMAN (11/09/24)      |
|                       | 62           | UTRGV (11/04/24)                |
| FIELD GOAL PERCENTAGE | .518 (29-56) | at Michigan St. (12/07/24)      |
|                       | .433 (26-60) | SOUTH DAKOTA (11/27/24)         |
| 3 PT FIELD GOALS MADE | 14           | NORTH FLORIDA (12/01/24)        |
|                       | 13           | UTRGV (11/04/24)                |
| 3 PT FG ATTEMPTS      | 43           | NORTH FLORIDA (12/01/24)        |
|                       | 42           | at Creighton (11/22/24)         |
| 3 PT FG PERCENTAGE    | .478 (11-23) | vs Saint Mary's (CA) (11/17/24) |
|                       | .391 (9-23)  | at Michigan St. (12/07/24)      |
| FREE THROWS MADE      | 22           | at Michigan St. (12/07/24)      |
|                       | 19           | SOUTH DAKOTA (11/27/24)         |
| FREE THROW ATTEMPTS   | 27           | SOUTH DAKOTA (11/27/24)         |
|                       | 25           | vs Saint Mary's (CA) (11/17/24) |
| FREE THROW PERCENTAGE | .957 (22-23) | at Michigan St. (12/07/24)      |
|                       | .739 (17-23) | at Creighton (11/22/24)         |
| REBOUNDS              | 48           | at Michigan St. (12/07/24)      |
|                       | 39           | BETHUNE-COOKMAN (11/09/24)      |
| ASSISTS               | 20           | at Michigan St. (12/07/24)      |
|                       | 14           | vs Saint Mary's (CA) (11/17/24) |
| STEALS                | 12           | vs Saint Mary's (CA) (11/17/24) |
|                       | 6            | SOUTH DAKOTA (11/27/24)         |
|                       | 6            | FDU (11/13/24)                  |
| BLOCKED SHOTS         | 5            | at Michigan St. (12/07/24)      |
|                       | 5            | BETHUNE-COOKMAN (11/09/24)      |
| TURNOVERS             | 22           | BETHUNE-COOKMAN (11/09/24)      |
|                       | 20           | UTRGV (11/04/24)                |
| FOULS                 | 27           | UTRGV (11/04/24)                |
|                       | 23           | BETHUNE-COOKMAN (11/09/24)      |

NEBRASKA TEAM GAME LOWS

|                       |              |                                 |
|-----------------------|--------------|---------------------------------|
| POINTS                | 52           | at Michigan St. (12/07/24)      |
|                       | 63           | BETHUNE-COOKMAN (11/09/24)      |
|                       | 74           | vs Saint Mary's (CA) (11/17/24) |
|                       | 74           | at Creighton (11/22/24)         |
| FIELD GOALS MADE      | 18           | at Michigan St. (12/07/24)      |
|                       | 19           | BETHUNE-COOKMAN (11/09/24)      |
| FIELD GOAL ATTEMPTS   | 49           | vs Saint Mary's (CA) (11/17/24) |
|                       | 54           | at Michigan St. (12/07/24)      |
| FIELD GOAL PERCENTAGE | .333 (18-54) | at Michigan St. (12/07/24)      |
|                       | .345 (19-55) | BETHUNE-COOKMAN (11/09/24)      |
| 3 PT FIELD GOALS MADE | 4            | BETHUNE-COOKMAN (11/09/24)      |
|                       | 4            | at Creighton (11/22/24)         |
|                       | 4            | at Michigan St. (12/07/24)      |
| 3 PT FG ATTEMPTS      | 16           | at Creighton (11/22/24)         |
|                       | 17           | vs Saint Mary's (CA) (11/17/24) |
| 3 PT FG PERCENTAGE    | .182 (4-22)  | BETHUNE-COOKMAN (11/09/24)      |
|                       | .182 (4-22)  | at Michigan St. (12/07/24)      |
| FREE THROWS MADE      | 12           | NORTH FLORIDA (12/01/24)        |
|                       | 12           | at Michigan St. (12/07/24)      |
| FREE THROW ATTEMPTS   | 18           | NORTH FLORIDA (12/01/24)        |
|                       | 18           | at Michigan St. (12/07/24)      |
| FREE THROW PERCENTAGE | .667 (12-18) | NORTH FLORIDA (12/01/24)        |
|                       | .667 (12-18) | at Michigan St. (12/07/24)      |
| REBOUNDS              | 19           | at Michigan St. (12/07/24)      |
|                       | 34           | vs Saint Mary's (CA) (11/17/24) |
| ASSISTS               | 8            | vs Saint Mary's (CA) (11/17/24) |
|                       | 8            | at Creighton (11/22/24)         |
|                       | 8            | at Michigan St. (12/07/24)      |
| STEALS                | 6            | vs Saint Mary's (CA) (11/17/24) |
|                       | 8            | at Michigan St. (12/07/24)      |
| BLOCKED SHOTS         | 0            | at Michigan St. (12/07/24)      |
|                       | 1            | at Creighton (11/22/24)         |
| TURNOVERS             | 6            | NORTH FLORIDA (12/01/24)        |
|                       | 7            | at Creighton (11/22/24)         |
| FOULS                 | 12           | NORTH FLORIDA (12/01/24)        |
|                       | 14           | BETHUNE-COOKMAN (11/09/24)      |

OPPONENT TEAM GAME LOWS

|                       |              |                                 |
|-----------------------|--------------|---------------------------------|
| POINTS                | 58           | BETHUNE-COOKMAN (11/09/24)      |
|                       | 60           | FDU (11/13/24)                  |
|                       | 63           | at Creighton (11/22/24)         |
|                       | 67           | UTRGV (11/04/24)                |
| FIELD GOALS MADE      | 17           | at Creighton (11/22/24)         |
|                       | 22           | BETHUNE-COOKMAN (11/09/24)      |
| FIELD GOAL ATTEMPTS   | 52           | at Creighton (11/22/24)         |
|                       | 56           | at Michigan St. (12/07/24)      |
| FIELD GOAL PERCENTAGE | .327 (17-52) | at Creighton (11/22/24)         |
|                       | .355 (22-62) | BETHUNE-COOKMAN (11/09/24)      |
| 3 PT FIELD GOALS MADE | 7            | FDU (11/13/24)                  |
|                       | 8            | SOUTH DAKOTA (11/27/24)         |
| 3 PT FG ATTEMPTS      | 23           | FDU (11/13/24)                  |
|                       | 23           | vs Saint Mary's (CA) (11/17/24) |
|                       | 23           | at Michigan St. (12/07/24)      |
| 3 PT FG PERCENTAGE    | .286 (8-28)  | SOUTH DAKOTA (11/27/24)         |
|                       | .286 (12-42) | at Creighton (11/22/24)         |
| FREE THROWS MADE      | 5            | BETHUNE-COOKMAN (11/09/24)      |
|                       | 6            | UTRGV (11/04/24)                |
| FREE THROW ATTEMPTS   | 7            | BETHUNE-COOKMAN (11/09/24)      |
|                       | 9            | UTRGV (11/04/24)                |
| FREE THROW PERCENTAGE | .560 (14-25) | vs Saint Mary's (CA) (11/17/24) |
|                       | .636 (7-11)  | FDU (11/13/24)                  |
| REBOUNDS              | 31           | FDU (11/13/24)                  |
|                       | 31           | vs Saint Mary's (CA) (11/17/24) |
| ASSISTS               | 11           | UTRGV (11/04/24)                |
|                       | 11           | BETHUNE-COOKMAN (11/09/24)      |
| STEALS                | 2            | NORTH FLORIDA (12/01/24)        |
|                       | 4            | UTRGV (11/04/24)                |
|                       | 4            | at Creighton (11/22/24)         |
|                       | 4            | at Michigan St. (12/07/24)      |
| BLOCKED SHOTS         | 0            | UTRGV (11/04/24)                |
| TURNOVERS             | 9            | vs Saint Mary's (CA) (11/17/24) |
|                       | 12           | SOUTH DAKOTA (11/27/24)         |
| FOULS                 | 16           | SOUTH DAKOTA (11/27/24)         |
|                       | 17           | at Michigan St. (12/07/24)      |

## 2024-25 SUPERLATIVES

## WON/LOSS MARGIN

|               | 1 | 2 | 3 | 4 | 5 | 6 | 7 | 8 | 9 | 10 | 11 | 12 | 13 | 14 | 15 | 16 | 17 | 18 | 19 | 20 | +20 |
|---------------|---|---|---|---|---|---|---|---|---|----|----|----|----|----|----|----|----|----|----|----|-----|
| Husker Wins   | 0 | 0 | 0 | 0 | 1 | 0 | 0 | 0 | 0 | 0  | 1  | 0  | 0  | 0  | 0  | 0  | 1  | 0  | 0  | 1  | 2   |
| Husker Losses | 0 | 0 | 1 | 0 | 0 | 0 | 0 | 0 | 0 | 0  | 0  | 0  | 0  | 0  | 0  | 0  | 0  | 0  | 0  | 0  | 1   |

## 2024-25 INDIVIDUAL GAME HIGHS

|                          |               |  |
|--------------------------|---------------|--|
| Points                   | 29            | Essegian, Connor vs South Dakota (11/27/24)        |
|                          | 28            | Williams, Brice vs Saint Mary's (CA) (11/17/24)    |
|                          | 27            | Williams, Brice vs UTRGV (11/04/24)                |
|                          | 22            | Essegian, Connor vs North Florida (12/01/24)       |
| Field Goals Made         | 10            | Essegian, Connor vs South Dakota (11/27/24)        |
|                          | 8             | Essegian, Connor vs North Florida (12/01/24)       |
|                          | 8             | Williams, Brice vs Saint Mary's (CA) (11/17/24)    |
|                          | 8             | Williams, Brice vs UTRGV (11/04/24)                |
| Field Goal Att.          | 22            | Essegian, Connor vs South Dakota (11/27/24)        |
|                          | 18            | Williams, Brice vs UTRGV (11/04/24)                |
| FG Pct (min 5 made)      | 1.000 (6-6)   | Meah, Braxton vs South Dakota (11/27/24)           |
|                          | .857 (6-7)    | Worster, Rollie vs UTRGV (11/04/24)                |
| 3-Point FG Made          | 6             | Essegian, Connor vs North Florida (12/01/24)       |
|                          | 6             | Essegian, Connor vs South Dakota (11/27/24)        |
| 3-Point FG Att.          | 15            | Essegian, Connor vs South Dakota (11/27/24)        |
|                          | 8             | Essegian, Connor vs North Florida (12/01/24)       |
| 3-Pt FG Pct (min 2 made) | .750 (6-8)    | Essegian, Connor vs North Florida (12/01/24)       |
|                          | .750 (3-4)    | Essegian, Connor vs UTRGV (11/04/24)               |
| Free Throws Made         | 11            | Williams, Brice vs Saint Mary's (CA) (11/17/24)    |
|                          | 10            | Williams, Brice vs UTRGV (11/04/24)                |
| Free Throw Att.          | 11            | Williams, Brice vs Saint Mary's (CA) (11/17/24)    |
|                          | 11            | Williams, Brice vs UTRGV (11/04/24)                |
| FT Pct (min 3 made)      | 1.000 (11-11) | Williams, Brice vs Saint Mary's (CA) (11/17/24)    |
|                          | 1.000 (8-8)   | Williams, Brice at Creighton (11/22/24)            |
|                          | 1.000 (4-4)   | Williams, Brice at Michigan St. (12/07/24)         |
|                          | 1.000 (4-4)   | Essegian, Connor vs Bethune-Cookman (11/09/24)     |
|                          | 1.000 (4-4)   | Gary, Juwan vs UTRGV (11/04/24)                    |
| Rebounds                 | 9             | Morgan, Andrew vs North Florida (12/01/24)         |
|                          | 9             | Buyuktuncel, Berke at Creighton (11/22/24)         |
|                          | 9             | Gary, Juwan vs Bethune-Cookman (11/09/24)          |
|                          | 9             | Worster, Rollie vs UTRGV (11/04/24)                |
| Assists                  | 6             | Williams, Brice vs North Florida (12/01/24)        |
|                          | 6             | Worster, Rollie vs South Dakota (11/27/24)         |
| Steals                   | 5             | Gary, Juwan vs Bethune-Cookman (11/09/24)          |
|                          | 4             | Hoberg, Sam vs North Florida (12/01/24)            |
|                          | 4             | Worster, Rollie vs UTRGV (11/04/24)                |
| Blocked Shots            | 3             | Buyuktuncel, Berke vs Saint Mary's (CA) (11/17/24) |
|                          | 2             | Jacobsen, Cale vs North Florida (12/01/24)         |
|                          | 2             | Gary, Juwan vs North Florida (12/01/24)            |
|                          | 2             | Gary, Juwan vs FDU (11/13/24)                      |
|                          | 2             | Griffiths, Gavin vs FDU (11/13/24)                 |
|                          | 2             | Buyuktuncel, Berke vs Bethune-Cookman (11/09/24)   |
| Turnovers                | 6             | Williams, Brice vs Bethune-Cookman (11/09/24)      |
|                          | 5             | Worster, Rollie vs Bethune-Cookman (11/09/24)      |
| Fouls                    | 4             | Meah, Braxton at Michigan St. (12/07/24)           |
|                          | 4             | Williams, Brice vs South Dakota (11/27/24)         |
|                          | 4             | Griffiths, Gavin vs South Dakota (11/27/24)        |
|                          | 4             | Buyuktuncel, Berke at Creighton (11/22/24)         |
|                          | 4             | Worster, Rollie at Creighton (11/22/24)            |
|                          | 4             | Meah, Braxton at Creighton (11/22/24)              |
|                          | 4             | Williams, Brice vs Saint Mary's (CA) (11/17/24)    |
| Minutes                  | 34            | Williams, Brice at Michigan St. (12/07/24)         |
|                          | 33            | Essegian, Connor vs South Dakota (11/27/24)        |
|                          | 33            | Gary, Juwan at Creighton (11/22/24)                |

## 2024-25 OPPONENT INDIVIDUAL GAME HIGHS

|                          |             |  |
|--------------------------|-------------|--|
| Points                   | 25          | Pop Isaacs at Creighton (11/22/24)                   |
|                          | 23          | Mikey Lewis vs Saint Mary's (CA) (11/17/24)          |
|                          | 23          | Terrence Brown vs FDU (11/13/24)                     |
|                          | 20          | Chase Forte vs South Dakota (11/27/24)               |
|                          | 18          | Jaden Akins at Michigan St. (12/07/24)               |
| Field Goals Made         | 9           | Terrence Brown vs FDU (11/13/24)                     |
|                          | 8           | Mikey Lewis vs Saint Mary's (CA) (11/17/24)          |
| Field Goal Att.          | 18          | Pop Isaacs at Creighton (11/22/24)                   |
|                          | 18          | Terrence Brown vs FDU (11/13/24)                     |
| FG Pct (min 5 made)      | .714 (5-7)  | Jase Richardson at Michigan St. (12/07/24)           |
|                          | .667 (6-9)  | Nate Lliteras vs North Florida (12/01/24)            |
| 3-Point FG Made          | 5           | Pop Isaacs at Creighton (11/22/24)                   |
|                          | 5           | Mikey Lewis vs Saint Mary's (CA) (11/17/24)          |
| 3-Point FG Att.          | 13          | Steven Ashworth at Creighton (11/22/24)              |
|                          | 12          | Pop Isaacs at Creighton (11/22/24)                   |
| 3-Pt FG Pct (min 2 made) | .750 (3-4)  | Ahmed Barba-Bey vs FDU (11/13/24)                    |
|                          | .750 (3-4)  | Tommy Gankhuyag vs UTRGV (11/04/24)                  |
| Free Throws Made         | 6           | Quandre Bullock vs South Dakota (11/27/24)           |
|                          | 6           | Pop Isaacs at Creighton (11/22/24)                   |
| Free Throw Att.          | 8           | Quandre Bullock vs South Dakota (11/27/24)           |
|                          | 8           | Pop Isaacs at Creighton (11/22/24)                   |
|                          | 8           | Ryan Kalkbrenner at Creighton (11/22/24)             |
|                          | 8           | Mitchell Saxen vs Saint Mary's (CA) (11/17/24)       |
| FT Pct (min 3 made)      | 1.000 (4-4) | Coen Carr at Michigan St. (12/07/24)                 |
|                          | 1.000 (4-4) | Jaden Akins at Michigan St. (12/07/24)               |
|                          | 1.000 (4-4) | Jeremy Fears Jr. at Michigan St. (12/07/24)          |
|                          | 1.000 (4-4) | Jase Richardson at Michigan St. (12/07/24)           |
|                          | 1.000 (4-4) | Jaylen Smith vs North Florida (12/01/24)             |
|                          | 1.000 (4-4) | Steven Ashworth at Creighton (11/22/24)              |
| Rebounds                 | 12          | Jaxon Kohler at Michigan St. (12/07/24)              |
|                          | 12          | Mitchell Saxen vs Saint Mary's (CA) (11/17/24)       |
| Assists                  | 8           | Jeremy Fears Jr. at Michigan St. (12/07/24)          |
|                          | 6           | Jaylen Smith vs North Florida (12/01/24)             |
|                          | 6           | Hasan Abdul Hakim vs UTRGV (11/04/24)                |
| Steals                   | 4           | Mitchell Saxen vs Saint Mary's (CA) (11/17/24)       |
|                          | 4           | Mikey Lewis vs Saint Mary's (CA) (11/17/24)          |
| Blocked Shots            | 2           | Coen Carr at Michigan St. (12/07/24)                 |
|                          | 2           | Jaxon Kohler at Michigan St. (12/07/24)              |
|                          | 2           | Mitchell Saxen vs Saint Mary's (CA) (11/17/24)       |
|                          | 2           | Brayden Reynolds vs FDU (11/13/24)                   |
|                          | 2           | David Onanina vs Bethune-Cookman (11/09/24)          |
|                          | 2           | Jesus Carralero Mart vs Bethune-Cookman (11/09/24)   |
| Turnovers                | 7           | Steven Ashworth at Creighton (11/22/24)              |
|                          | 7           | Trey Miller vs UTRGV (11/04/24)                      |
| Fouls                    | 5           | Augustas Marciulioni vs Saint Mary's (CA) (11/17/24) |
|                          | 5           | Luke Barrett vs Saint Mary's (CA) (11/17/24)         |
|                          | 5           | Reggie Ward Jr. vs Bethune-Cookman (11/09/24)        |

## 2024-25 HUSKER LINEUPS

| No. | Starting Lineup                                | Record |
|-----|--|--------|
| 1.  | Büyüktuncel, Gary, Meah, Williams, Worster     | 4-1    |
| 2.  | Büyüktuncel, Essegian, Gary, Williams, Worster | 1-0    |
| 3.  | Essegian, Gary, Meah, Williams, Worster        | 1-1    |



2024-25 GAME RECAPS

| (-----Nebraska Individual Leaders-----) |                     |           |              |         |                     |                         |                   |                          |
|---|---------------------|-----------|--------------|---------|---------------------|-------------------------|-------------------|--------------------------|
| Date                                    | Opponent            | Result    | Record (B1G) | Attend. | Points              | Rebounds                | Assists           | Steals                   |
| 11/4                                    | UTRGV               | W, 87-67  | 1-0 (0-0)    | 14,305  | Williams (27)       | Worster (9)             | Worster (3)       | Worster (4)              |
| 11/9                                    | Bethune-Cookman     | W, 63-58  | 2-0 (0-0)    | 15,138  | Gary (11)           | Gary (9)                | Griffiths (3)     | Gary (5)                 |
| 11/13                                   | FDU                 | W, 86-60  | 3-0 (0-0)    | 14,473  | Gary (19)           | Büyüktuncel (7)         | Gary (5)          | Hoiberg (3)              |
| 11/17                                   | vs. Saint Mary's    | L, 74-77  | 3-1 (0-0)    | 3,241   | Williams (28)       | Büyüktuncel, Morgan (5) | Gary, Ulis (2)    | Büyüktuncel (3)          |
| 11/22                                   | at No. 14 Creighton | W, 74-63  | 4-1 (0-0)    | 18,475  | Williams, Gary (16) | Büyüktuncel (9)         | Morgan (3)        | Gary, Büyüktuncel (2)    |
| 11/27                                   | South Dakota        | W, 96-79  | 5-1 (0-0)    | 15,172  | Essegian (29)       | Worster (8)             | Worster (6)       | Williams, Hoiberg (3)    |
| 12/1                                    | North Florida       | W, 103-72 | 6-1 (0-0)    | 15,359  | Essegian (22)       | Morgan (9)              | Williams (6)      | Hoiberg (2)              |
| 12/7                                    | at Michigan State   | L, 52-89  | 6-2 (0-0)    | 14,797  | Morgan (14)         | Morgan (7)              | Worster, Ulis (3) | Worster, Büyüktuncel (2) |

THE LAST TIME...

| Nebraska...   | A Nebraska Opponent...   |
|---|--|
| Scored 100 or more points.....103; North Florida, 12/1/24   | 102; Michigan, 12/7/21   |
| Scored 90 or more points.....103; North Florida, 12/1/24  | 98; vs. Texas A&M (NCAA), 3/22/24                              |
| Scored 41 to 50 points.....50; Illinois, 1/10/23  | 49, Penn State, 2/17/24  |
| Scored 40 or fewer points .....38; at Oregon, 12/15/12  | 38; Southwest Minnesota State, 12/28/18                        |
| Shot 70% from the field......723; vs. UNC Wilmington 12/5/97 (34-47)                                | .723; Kansas, 2/2/85 (34-47)                                   |
| Shot 60% from the field......616; vs. Boston College, 11/30/22 (32-52)                              | .630; Michigan, 3/5/17 (34-54)                                 |
| Shot 90% from the free throw line (Min 10 attempts)......917; vs. Texas A&M (NCAA), 3/22/22 (22-24) | .957; at Michigan State, 12/7/24 (22-23)                       |
| Made 10, 3-Point Field Goals .....11; North Florida, 12/1/24 (11-24)                                | 14, North Florida, 12/1/24 (14-43)                             |
| Had 60 rebounds.....60; vs. Oral Roberts, 12/22/99  | 70; at NC State, 12/1/21                                       |
| Had 50 rebounds.....50; South Carolina State, 12/29/23  | 50; at Illinois, 2/4/24  |
| Had 30 assists .....35, vs. Northeastern Illinois, 12/21/94   | 30; at Iowa, 1/12/24   |
| Had 15 steals .....15, Indiana, 1/3/24  | 16; at Creighton, 12/11/2020                                   |
| Had 10 blocked shots .....14; at Northwestern, 1/2/18   | 11; at NC State, 12/1/21                                       |
| Had 10 or fewer turnovers .....6; North Florida , 11/22/24  | 9; vs. Saint Mary's, 11/17/24                                  |
| Had 20 or more turnovers.....20; South Carolina State, 12/29/23                                     | 22; Bethune-Cookman, 11/9/24                                   |
| Had three players with 20 points .....vs. Iowa, 3/10/19   | Texas A&M (NCAA), 3/22/24                                      |
| .....(Palmer Jr. 27; Watson Jr. 23; Roby 23)  | (Taylor IV 25, Obaseki 22, Radford 20)                         |
| Had three players with 10 rebounds .....vs. Texas Tech, 1/19/00                                     | at Kansas, 1/9/02  |
| .....(Bradford 16, Ffriend 12, Truscott 11)   | (Collision 13, Gooden 12, Simien 10)                           |
| Had five players reach double-figure points.....at North Florida, 12/1/24)                          | at Rutgers, 1/17/24  |
| .....(Essegian-22, Gary-18; Williams-17; Morgan-13, Ulis-10)  | (Hyatt-17; Mag-16; Omoruyi-14; Simpson-14; Williams-11)        |
| Had a player score 40 points .....41; Teddy Allen vs. Penn State 2/23/21                            | 40; Terrence Shannon Jr., Illinois, 3/16/2024                  |
| Had a player score 30 points .....30; Keisei Tominaga at Michigan, 3/10/24                          | 40; Terrence Shannon Jr., Illinois, 3/16/2024                  |
| Had a player grab 15 rebounds .....18; Juwan Gary at Kansas State, 12/17/2023                       | 16; Julian Reese, Maryland, 1/27/24                            |
| Had a player dish out 10 assists.....12; Alonzo Verge Jr. at Ohio State, 3/1/22                     | 14; Tony Perkins, Iowa, 1/12/24                                |
| Had a player collect five steals .....5; Juwan Gary vs. Bethune-Cookman, 11/9/2024                  | 6; Jamhir Young, at Maryland, 1/28/23                          |
| Had a player block five shots.....5; Isaiah Roby vs. Maryland, 2/6/18                               | 7; Zach Edey, Purdue, 12/10/2022                               |
| Had a player with a triple double .....13 pt/11 reb/10 asst.; Dalano Banton vs. Doane, 12/17/20     | 12 pt/11 reb./10 asst.; Trayce Jackson-Davis, Indiana, 12/7/22 |

## SPECIALITY STATS

## MISC. REVIEW

| Nebraska Record When:       | All (W) | All (L) | H(W) | H(L) | A (W) | A (L) |                               |   |   |   |   |   |   |
|-----------------------------|---------|---------|------|------|-------|-------|-------------------------------|---|---|---|---|---|---|
| Ahead at Halftime           | 6       | 0       | 5    | 0    | 1     | 0     | Rebounds are Even             | 1 | 0 | 0 | 0 | 1 | 0 |
| Behind at Halftime          | 0       | 1       | 0    | 0    | 0     | 1     | Committing More TOs than Opp  | 0 | 1 | 0 | 0 | 0 | 1 |
| Tied at Halftime            | 0       | 0       | 0    | 0    | 0     | 0     | Committing Fewer TOs than Opp | 5 | 0 | 4 | 0 | 1 | 0 |
| Bench Outscores Opponent's  | 6       | 0       | 5    | 0    | 1     | 0     | Turnovers are Even            | 1 | 0 | 1 | 0 | 0 | 0 |
| Opponent Bench Outscores NU | 0       | 1       | 0    | 0    | 0     | 1     | Leading with 5:00 left        | 6 | 0 | 5 | 0 | 1 | 0 |
| Bench scoring is even       | 0       | 0       | 0    | 0    | 0     | 0     | Trailing with 5:00 left       | 0 | 1 | 0 | 0 | 0 | 1 |
| Shooting 50% or Better      | 1       | 0       | 1    | 0    | 0     | 0     | Tied with 5:00 left           | 0 | 0 | 0 | 0 | 0 | 0 |
| Shooting Under 50%          | 5       | 1       | 4    | 0    | 1     | 1     | In Overtime                   | 0 | 0 | 0 | 0 | 0 | 0 |
| Opp. Shoots 50% or Better   | 0       | 0       | 0    | 0    | 0     | 0     | Scoring 80 or more points     | 4 | 0 | 4 | 0 | 0 | 0 |
| Opp. Shoots Under 50%       | 6       | 1       | 5    | 0    | 1     | 1     | Scoring 61 to 79 points       | 2 | 1 | 1 | 0 | 1 | 1 |
| Outshooting Opponent (pct.) | 5       | 1       | 4    | 0    | 1     | 1     | Scoring 60 or fewer points    | 0 | 0 | 0 | 0 | 0 | 0 |
| Outshot by Opponent (pct.)  | 1       | 0       | 1    | 0    | 0     | 0     | Allowing 80 or more points    | 0 | 0 | 0 | 0 | 0 | 0 |
| Shooting is even            | 0       | 0       | 0    | 0    | 0     | 0     | Allowing 61 to 79 points      | 4 | 1 | 3 | 0 | 1 | 1 |
| Outrebounding Opponent      | 5       | 1       | 5    | 0    | 0     | 1     | Allowing 60 or fewer points   | 2 | 0 | 2 | 0 | 0 | 0 |
| Outrebounded by Opponent    | 0       | 0       | 0    | 0    | 0     | 0     |                               |   |   |   |   |   |   |

## MISC. TOTALS

|  |                              |   |
|--|------------------------------|---|
| Biggest margin of victory .....                | 31, North Florida (11/13)    | Largest halftime lead surrendered in loss ..... NA<br>Largest lead at any time ..... 31, North Florida (11/13)<br>Largest deficit at any time ..... 42, at Michigan State (12/7)<br>Largest runs without opponent scoring ..... 15 vs. North Florida (18:15-14:03, 1st)<br>Largest opponent run without NU scoring ..... 15 at Michigan State (16:10--10:01, 2nd) |
| Biggest margin of defeat .....                 | 37, at Michigan State (12/7) |   |
| Largest deficit overcome in win.....           | 6, Bethune-Cookman (11/9)    |   |
| Largest halftime deficit overcome in win ..... | NA                           |   |
| Largest lead surrendered in loss.....          | 5, vs. Saint Mary's (11/17)  |   |

## SPECIALTY STATS

| Opponent            | NU-Opp<br>Paint | NU-Opp<br>off TO | NU-Opp<br>2nd Ch. | NU-Opp<br>Bench | Largest Lead    | Largest Deficit | Tip | 1st Sub(s)       |
|---------------------|-----------------|------------------|-------------------|-----------------|-----------------|-----------------|-----|------------------|
| UTRGV               | 40-18           | 26-11            | 10-15             | 27-23           | 20 (0:18, 2nd)  | 2 (9:30, 1st)   | W   | Essegian, Morgan |
| Bethune-Cookman     | 30-24           | 21-12            | 11-8              | 22-18           | 16 (13:55, 2nd) | 6 (14:54, 1st)  | L   | Essegian         |
| FDU                 | 40-28           | 28-7             | 14-11             | 29-5            | 26 (0:06, 2nd)  | 1 (16:55, 1st)  | W   | Griffiths        |
| Saint Mary's        | 28-24           | 11-21            | 10-13             | 18-23           | 5 (15:05, 2nd)  | 14 (13:28, 1st) | W   | Morgan           |
| at No. 14 Creighton | 28-10           | 22-7             | 9-3               | 19-8            | 18 (2:53, 1st)  | -               | W   | Morgan           |
| South Dakota        | 38-36           | 12-18            | 7-13              | 51-35           | 23 (17:35, 2nd) | -               | W   | Essegian         |
| North Florida       | 58-22           | 25-2             | 9-11              | 37-15           | 31 (1:41, 2nd)  | 3 (19:20, 1st)  | W   | Morgan           |
| at Michigan State   | 24-32           | 14-19            | 3-17              | 22-43           | -               | 42 (3:53, 2nd)  | L   | Morgan           |



2024-25 HONORS

CONNOR ESSEGIAN

JUNIOR • GUARD • 6-4 • 190 • FORT WAYNE, IND. • WISCONSIN

- Wisconsin transfer who spent the last two years at Wisconsin, where he played in 68 games, including 19 starts
- Was held scoreless in 20 minutes at Michigan State
- Led NU with 22 points on 8-of-10 shooting, including 6-of-8 from 3-point range, and added four boards, two assists and two steals vs. North Florida
- Became only the second player in school history - and the first since 2002 - to have 6-or-more 3-pointers in consecutive games (USD, UNF)
- Poured in a career-high 29 points, including six 3-pointers, and dished out a personal-best five assists in the win over South Dakota
- Keyed the win over No. 14 Creighton with 15 points off the bench, including six points in a second-half run after Creighton got within seven
- Had eight points, including a pair of 3-pointers, in the loss vs. Saint Mary's
- Made his first start of 2024-25 against FDU, finishing with eight points and a pair of rebounds
- Finished with eight points, including 4-of-4 from the foul line in the final 38 seconds, and two boards in 14 minutes against Bethune-Cookman
- Came off the bench in his Husker debut vs. UTRGV with 13 points, four rebounds and two assists, as he had seven straight points in a 12-0 run after UTRGV closed to within 69-65
- Represented Armenia in the 2024 Los Angeles International Cup, the second straight summer he played for Armenia
- Averaged 13.0 points and 5.5 rebounds per game as Armenia won the LA International Cup Title, including 20 points vs. Ireland in title game
- Played in 33 games at UW in 2023-24, averaging 3.2 points per game, as the Badgers went 22-14 & reached the NCAA Tournament.
- Named to Big Ten All-Freshman team in 2022-23, as he played in all 35 games and averaged 11.7 points and 3.7 rebounds per game
- Set a Wisconsin school record for a freshman with 69 3-pointers while he was 10th in the Big Ten in 3-pointers per game and shot nearly 36 percent from beyond the arc
- Totaled 2,526 points at Central Noble High School to finish 10th all-time in the state of Indiana in scoring
- Led Central Noble to the state title game as a senior and was a finalist for Mr. Basketball, averaging 26.5 points, 6.4 rebounds and 2.3 assists per game
- Majors in journalism with a emphasis on digital media
- His grandfather's cousin was Chuck Essegian, who played baseball and football at Stanford before playing in the Major Leagues

CAREER STATS

|                |      |       |           | Field Goals |      | 3-Point  |      | F-Throws |      | Rebounds |     |     |     |       |    |    |     |     |     |      |  | Scoring |  |
|----------------|------|-------|-----------|-------------|------|----------|------|----------|------|----------|-----|-----|-----|-------|----|----|-----|-----|-----|------|--|---------|--|
| SEASON         | TEAM | GP-GS | MIN/AVG   | FG-FGA      | FG%  | 3FG-3FGA | 3FG% | FT-FTA   | FT%  | OFF      | DEF | TOT | AVG | PF-FO | A  | TO | BLK | STL | PTS | AVG  |  |         |  |
| 2022-23        | Wisc | 35-19 | 959/27.4  | 133-329     | .404 | 69-192   | .359 | 76-86    | .884 | 24       | 107 | 131 | 3.7 | 60-0  | 26 | 36 | 1   | 19  | 411 | 11.7 |  |         |  |
| 2023-24        | Wisc | 33-0  | 242/7.3   | 37-96       | .385 | 20-66    | .303 | 10-11    | .909 | 2        | 25  | 27  | 0.8 | 24-0  | 8  | 12 | 0   | 4   | 104 | 3.2  |  |         |  |
| 2024-25        | Nebr | 8-3   | 170/21.2  | 32-66       | .485 | 20-47    | .426 | 20-24    | .833 | 1        | 19  | 20  | 2.5 | 10-0  | 9  | 7  | 0   | 3   | 104 | 13.0 |  |         |  |
| TOTAL FOR Nebr |      | 8-3   | 170/21.2  | 32-66       | .485 | 20-47    | .426 | 20-24    | .833 | 1        | 19  | 20  | 2.5 | 10-0  | 9  | 7  | 0   | 3   | 104 | 13.0 |  |         |  |
| TOTAL          |      | 76-22 | 1370/18.0 | 202-491     | .411 | 109-305  | .357 | 106-121  | .876 | 27       | 151 | 178 | 2.3 | 94-0  | 43 | 55 | 1   | 26  | 619 | 8.1  |  |         |  |

MISC. STATS

| Category          | 2024-25 | Career* |
|-------------------|---------|---------|
| 10+ Points        | 4       | 29      |
| 20+ Points        | 2       | 4       |
| 30+ Points        | 0       | 0       |
| 40+ Points        | 0       | 0       |
| Double-Doubles    | 0       | 1       |
| 10+ Rebounds      | 0       | 1       |
| 10+ Assists       | 0       | 0       |
| Led NU in Scoring | 2       | 2       |
| Led NU in Reb.    | 0       | 0       |
| Led NU in Assists | 0       | 0       |

\*Includes Wisconsin

2024-25 GAME BY GAME

| Opponent                          | Date       | GS | MIN    | Total  |      | 3-Pointers |      | Free throws |       | Rebounds |     |     |     | PF | A | TO | BLK | STL | PTS | AVG  |
|-----------------------------------|------------|----|--------|--------|------|------------|------|-------------|-------|----------|-----|-----|-----|----|---|----|-----|-----|-----|------|
|                                   |            |    |        | FG-FGA | PCT  | 3FG-3FGA   | PCT  | FT-FTA      | PCT   | OFF      | DEF | TOT | AVG |    |   |    |     |     |     |      |
| UTRGV                             | 11/04/2024 |    | 23:16  | 4-5    | .800 | 3-4        | .750 | 2-2         | 1.000 | 0        | 4   | 4   | 4.0 | 1  | 2 | 2  | 0   | 1   | 13  | 13.0 |
| Bethune-Cookman                   | 11/09/2024 |    | 14:11  | 2-6    | .333 | 0-3        | .000 | 4-4         | 1.000 | 1        | 1   | 2   | 3.0 | 1  | 0 | 1  | 0   | 0   | 8   | 10.5 |
| FDU                               | 11/13/2024 | *  | 16:31  | 2-9    | .222 | 2-7        | .286 | 2-2         | 1.000 | 0        | 2   | 2   | 2.7 | 3  | 0 | 1  | 0   | 0   | 8   | 9.7  |
| vs Saint Mary's (CA) at Creighton | 11/17/2024 |    | 21:02  | 2-6    | .333 | 2-6        | .333 | 2-2         | 1.000 | 0        | 3   | 3   | 2.8 | 0  | 0 | 1  | 0   | 0   | 8   | 9.3  |
|                                   | 11/22/2024 |    | 21:20  | 4-6    | .667 | 1-2        | .500 | 6-9         | .667  | 0        | 2   | 2   | 2.6 | 0  | 0 | 0  | 0   | 0   | 15  | 10.4 |
| South Dakota                      | 11/27/2024 |    | 32:36  | 10-22  | .455 | 6-15       | .400 | 3-3         | 1.000 | 0        | 2   | 2   | 2.5 | 2  | 5 | 1  | 0   | 0   | 29  | 13.5 |
| North Florida                     | 12/01/2024 | *  | 21:12  | 8-10   | .800 | 6-8        | .750 | 0-0         | .000  | 0        | 4   | 4   | 2.7 | 2  | 2 | 1  | 0   | 2   | 22  | 14.7 |
| at Michigan St.                   | 12/07/2024 | *  | 19:37  | 0-2    | .000 | 0-2        | .000 | 1-2         | .500  | 0        | 1   | 1   | 2.5 | 1  | 0 | 0  | 0   | 0   | 1   | 13.0 |
| Totals                            |            | 3  | 169:44 | 32-66  | .485 | 20-47      | .426 | 20-24       | .833  | 1        | 19  | 20  | 2.5 | 10 | 9 | 7  | 0   | 3   | 104 | 13.0 |

Player Averages

| Games Played | Minutes/ game | Points/ game | FG Pct | 3FG Pct | FT Pct | Rebounds/ game | Assists/ game | Turnovers/ game | Assist/Turnover ratio | Steals/ game | Blocks/ game |
|--------------|---------------|--------------|--------|---------|--------|----------------|---------------|-----------------|-----------------------|--------------|--------------|
| 8            | 21.2          | 13.0         | 48.5   | 42.6    | 83.3   | 2.5            | 1.1           | 0.9             | 1.3                   | 0.4          | 0.0          |

SEASON/CAREER HIGHS

|                     |                                 |
|---------------------|---------------------------------|
| Points              |                                 |
| Season:             | 29, South Dakota (11/27/24)     |
| College Career:     | Same                            |
| Rebounds            |                                 |
| Season:             | 4, Two times (last, 12/1/24)    |
| College Career:     | 11, at Indiana (1/14/23)        |
| Field Goals         |                                 |
| Season:             | 10, South Dakota (11/27/24)     |
| College Career:     | 10, Two times (last, 11/27/24)  |
| 3-Point Field Goals |                                 |
| Season:             | 6, Two times (last, 12/1/24)    |
| College Career:     | Same                            |
| Free Throws         |                                 |
| Season:             | 6, at Creighton (11/22/24)      |
| College Career:     | 10, at Michigan (2/14/23)       |
| Free Throw Attempts |                                 |
| Season:             | 9, at Creighton (11/22/24)      |
| College Career:     | 9, Three times (last, 11/22/24) |
| Assists             |                                 |
| Season:             | 5, South Dakota (11/27/24)      |
| College Career:     | Same                            |
| Steals              |                                 |
| Season:             | 2, North Florida (12/1/24)      |
| College Career:     | 2, Three times (last, 12/1/23)  |
| Blocks              |                                 |
| Season:             |                                 |
| College Career:     | 1, at Minnesota (3/5/23)        |
| Minutes Played      |                                 |
| Season:             | 32:36, South Dakota (11/27/24)  |
| College Career:     | 39:15, at Nebraska (2/11/23)    |



2024-25 HONORS

SAM HOIBERG

JUNIOR • GUARD • 6-0 • 185 • LINCOLN, NEB. • PIUS X

- Third-year performer who provides a spark off the bench and is one of the team leaders
- Finished with two points in 10 minutes at Michigan State
- Finished with seven points, three rebounds and a career-high four steals in 15 minutes against North Florida
- Scored a season-high nine points on 4-of-6 shooting with three steals in 24 minutes against South Dakota
- Totaled two rebounds and a blocked shot in the win over No. 14 Creighton
- Finished with season highs in rebounds (five), steals (three) and assists (three) in 23 minutes against FDU
- Had two rebounds and three steals in 18 minutes in the win over Bethune-Cookman
- Was scoreless in 12 minutes in the opener vs. UTRGV, as he missed NU's exhibition game after an ankle injury
- Played in all 34 games in 2023-24, averaging 3.4 points, 2.9 rebounds and 1.7 assists per game while posting a team-best 2.5-to-1 assist-to-turnover ratio
- Tied his career scoring high against Lindenwood in the 2023-24 season opener, matching his career high with 15 points, along with five rebounds and two assists
- Played in 21 contests, including one start, in 2022-23 and was one of NU's top guards off the bench as he averaged 4.1 points per game on 55 percent shooting
- Poured in a career-high 15 points on 6-of-8 shooting in 26 minutes at Maryland on Jan. 27, 2023
- Garnered honorable-mention all-state honors as a senior, averaging 14.9 points, 4.2 rebounds and 3.8 assists at Lincoln Pius X High School in 2020-21, helping the school to an 18-4 record and a berth in the Class A (largest class) state tournament
- Sports communications major who was an academic all-district selection in 2024
- Is the son of NU Head Coach Fred Hoiberg, who played collegiately at Iowa State and in the NBA for a decade, while his oldest brother, Jack, played at both Michigan State (2017-21) and Texas Arlington (2021-22) and works in the San Antonio Spurs organization in the video department

CAREER STATS

|         |      |       |           | Field Goals |      | 3-Point  |      | F-Throws |      | Rebounds |     |     |     |       |    |    |     |     | Scoring |     |
|---------|------|-------|-----------|-------------|------|----------|------|----------|------|----------|-----|-----|-----|-------|----|----|-----|-----|---------|-----|
| SEASON  | TEAM | GP-GS | MIN/AVG   | FG-FGA      | FG%  | 3FG-3FGA | 3FG% | FT-FTA   | FT%  | OFF      | DEF | TOT | AVG | PF-FO | A  | TO | BLK | STL | PTS     | AVG |
| 2022-23 | Nebr | 21-1  | 267/12.7  | 27-49       | .551 | 9-22     | .409 | 23-28    | .821 | 8        | 30  | 38  | 1.8 | 19-0  | 7  | 8  | 1   | 13  | 86      | 4.1 |
| 2023-24 | Nebr | 34-0  | 669/19.7  | 37-98       | .378 | 15-49    | .306 | 26-38    | .684 | 19       | 79  | 98  | 2.9 | 67-0  | 59 | 24 | 3   | 31  | 115     | 3.4 |
| 2024-25 | Nebr | 8-0   | 135/16.8  | 8-21        | .381 | 2-7      | .286 | 2-3      | .667 | 3        | 15  | 18  | 2.3 | 9-0   | 6  | 5  | 1   | 14  | 20      | 2.5 |
| TOTAL   |      | 63-1  | 1071/17.0 | 72-168      | .429 | 26-78    | .333 | 51-69    | .739 | 30       | 124 | 154 | 2.4 | 95-0  | 72 | 37 | 5   | 58  | 221     | 3.5 |

MISC. STATS

| Category          | 2024-25 | Career |
|-------------------|---------|--------|
| 10+ Points        | 0       | 3      |
| 20+ Points        | 0       | 0      |
| 30+ Points        | 0       | 0      |
| 40+ Points        | 0       | 0      |
| Double-Doubles    | 0       | 0      |
| 10+ Rebounds      | 0       | 0      |
| 10+ Assists       | 0       | 0      |
| Led NU in Scoring | 0       | 1      |
| Led NU in Reb.    | 0       | 4      |
| Led NU in Assists | 0       | 4      |

2024-25 GAME BY GAME

| Opponent             | Date       | GS | MIN    | Total  |       | 3-Pointers |       | Free throws |       | Rebounds |     |     |     | PF | A | TO | BLK | STL | PTS | AVG |
|----------------------|------------|----|--------|--------|-------|------------|-------|-------------|-------|----------|-----|-----|-----|----|---|----|-----|-----|-----|-----|
|                      |            |    |        | FG-FGA | PCT   | 3FG-3FGA   | PCT   | FT-FTA      | PCT   | OFF      | DEF | TOT | AVG |    |   |    |     |     |     |     |
| UTRGV                | 11/04/2024 |    | 12:23  | 0-1    | .000  | 0-0        | .000  | 0-0         | .000  | 0        | 0   | 0   | 0.0 | 1  | 0 | 1  | 0   | 0   | 0   | 0.0 |
| Bethune-Cookman      | 11/09/2024 |    | 18:24  | 0-5    | .000  | 0-3        | .000  | 0-1         | .000  | 0        | 2   | 2   | 1.0 | 1  | 1 | 0  | 0   | 3   | 0   | 0.0 |
| FDU                  | 11/13/2024 |    | 23:20  | 1-4    | .250  | 0-0        | .000  | 0-0         | .000  | 2        | 3   | 5   | 2.3 | 0  | 3 | 1  | 0   | 3   | 2   | 0.7 |
| vs Saint Mary's (CA) | 11/17/2024 |    | 16:06  | 0-0    | .000  | 0-0        | .000  | 0-0         | .000  | 1        | 1   | 2   | 2.3 | 0  | 0 | 1  | 0   | 1   | 0   | 0.5 |
|                      | 11/22/2024 |    | 14:53  | 0-1    | .000  | 0-0        | .000  | 0-0         | .000  | 0        | 2   | 2   | 2.2 | 3  | 0 | 0  | 1   | 0   | 0   | 0.4 |
| South Dakota         | 11/27/2024 |    | 23:47  | 4-6    | .667  | 1-2        | .500  | 0-0         | .000  | 0        | 2   | 2   | 2.2 | 1  | 1 | 2  | 0   | 3   | 9   | 1.8 |
| North Florida        | 12/01/2024 |    | 15:32  | 3-3    | 1.000 | 1-1        | 1.000 | 0-0         | .000  | 0        | 3   | 3   | 2.3 | 0  | 1 | 0  | 0   | 4   | 7   | 2.6 |
| at Michigan St.      | 12/07/2024 |    | 10:20  | 0-1    | .000  | 0-1        | .000  | 2-2         | 1.000 | 0        | 2   | 2   | 2.3 | 3  | 0 | 0  | 0   | 0   | 2   | 2.5 |
| Totals               |            | 0  | 134:45 | 8-21   | .381  | 2-7        | .286  | 2-3         | .667  | 3        | 15  | 18  | 2.3 | 9  | 6 | 5  | 1   | 14  | 20  | 2.5 |

SEASON/CAREER HIGHS

|                     |                                    |
|---------------------|------------------------------------|
| Points              |                                    |
| Season:             | 9, South Dakota (11/27/24)         |
| College Career:     | 15, Two times (1/28/23)            |
| Rebounds            |                                    |
| Season:             | 5, FDU (11/13/24)                  |
| College Career:     | 7, South Carolina State (12/29/23) |
| Field Goals         |                                    |
| Season:             | 4, South Dakota (11/27/24)         |
| College Career:     | 6, at Maryland (1/28/23)           |
| 3-Point Field Goals |                                    |
| Season:             | 1, Two times (last, 12/1/24)       |
| College Career:     | 3, at Maryland (1/28/23)           |
| Free Throws         |                                    |
| Season:             | 2, at Michigan State (12/7/24)     |
| College Career:     | 5, Two times (last, 2/28/23)       |
| Free Throw Attempts |                                    |
| Season:             | 2, at Michigan State (12/7/24)     |
| College Career:     | 6, Two times, (last 2/7/24)        |
| Assists             |                                    |
| Season:             | 3, FDU (11/13/24)                  |
| College Career:     | 4, Three times (last, 2/29/24)     |
| Steals              |                                    |
| Season:             | 4, North Florida (12/1/24)         |
| College Career:     | 4, Two times (last, 12/1/24)       |
| Blocks              |                                    |
| Season:             | 1, at Creighton (11/22/24)         |
| College Career:     | 1, Five times (last, 11/22/24)     |
| Minutes Played      |                                    |
| Season:             | 23:47, South Dakota (11/27/24)     |
| College Career:     | 37:01, Maryland (2/19/23)          |

Player Averages

| Games Played | Minutes/ game | Points/ game | FG Pct | 3FG Pct | FT Pct | Rebounds/ game | Assists/ game | Turnovers/ game | Assist/Turnover ratio | Steals/ game | Blocks/ game |
|--------------|---------------|--------------|--------|---------|--------|----------------|---------------|-----------------|-----------------------|--------------|--------------|
| 8            | 16.8          | 2.5          | 38.1   | 28.6    | 66.7   | 2.3            | 0.8           | 0.6             | 1.2                   | 1.8          | 0.1          |





2024-25 HONORS

AHRON ULIS

SENIOR • GUARD • 6-3 • 190 • CHICAGO, ILL. • IOWA

- Tied for the team high with three assists in 14 minutes at Michigan State
- Reached double figures for the first time as a Husker against North Florida with 10 points, three assists and two steals
- Hit a halfcourt buzzer beater and added two boards and a steal in the win over South Dakota
- Had two points and a steal in 11 minutes against No. 14 Creighton
- Dished out two assists and had three rebounds in 14 minutes against Saint Mary's
- Made a significant impact in NU's win over FDU with eight points, three assists and three boards in 20 minutes off the bench
- Provided a spark with five points, five rebounds and an assist in 17 minutes against Bethune-Cookman
- Made his Husker debut against UTRGV, as he had two assists, two rebounds and a steal in 11 minutes off the bench
- Sat out the 2023-24 season after spending three seasons at Iowa, helping the Hawkeyes to three-straight NCAA Tournaments
- Started 27 games in 2022-23, averaging 6.1 points, 2.1 assists and 1.6 rebounds per game
- Had a career-high 17 points on 8-of-10 shooting at Michigan State, which was one of five double-figure efforts that season
- Ullis was a two-time East Suburban Catholic Conference (ESCC) Player of the Year and was named to the AP All-State Class 4A First Team as a senior at Marian Catholic
- Averaged 20.3 points, 4.1 rebounds and 2.8 assists per game as a senior and totaled over 1,500 career points to rank second on the school's all-time scoring list
- Led Marian Catholic to its first third-place finish at the Illinois 3A state championship, as well as sectional and super-sectional championships in 2019
- His older brother (Tyler) was a consensus All-American at Kentucky in 2016 and the No. 34 overall pick by the Phoenix Suns in the 2016 NBA Draft

CAREER STATS

|                |      |       |           | Field Goals |      | 3-Point  |      | F-Throws |      | Rebounds |     |     |     |       |     |    |     | Scoring |     |     |
|----------------|------|-------|-----------|-------------|------|----------|------|----------|------|----------|-----|-----|-----|-------|-----|----|-----|---------|-----|-----|
| SEASON         | TEAM | GP-GS | MIN/AVG   | FG-FGA      | FG%  | 3FG-3FGA | 3FG% | FT-FTA   | FT%  | OFF      | DEF | TOT | AVG | PF-FO | A   | TO | BLK | STL     | PTS | AVG |
| 2020-21        | Iowa | 17-0  | 120/7.0   | 5-15        | .333 | 0-3      | .000 | 18-20    | .900 | 6        | 9   | 15  | 0.9 | 8-0   | 20  | 6  | 1   | 1       | 28  | 1.6 |
| 2021-22        | Iowa | 35-0  | 486/13.9  | 34-100      | .340 | 4-12     | .333 | 38-48    | .792 | 19       | 50  | 69  | 2.0 | 41-0  | 73  | 32 | 0   | 19      | 110 | 3.1 |
| 2022-23        | Iowa | 32-27 | 722/22.6  | 72-182      | .396 | 22-69    | .319 | 29-41    | .707 | 6        | 44  | 50  | 1.6 | 42-0  | 67  | 35 | 4   | 17      | 195 | 6.1 |
| 2024-25        | Nebr | 8-0   | 120/14.9  | 11-33       | .333 | 2-13     | .154 | 4-9      | .444 | 6        | 11  | 17  | 2.1 | 13-0  | 15  | 5  | 0   | 6       | 28  | 3.5 |
| TOTAL FOR Nebr |      | 8-0   | 120/14.9  | 11-33       | .333 | 2-13     | .154 | 4-9      | .444 | 6        | 11  | 17  | 2.1 | 13-0  | 15  | 5  | 0   | 6       | 28  | 3.5 |
| TOTAL          |      | 92-27 | 1447/15.7 | 122-330     | .370 | 28-97    | .289 | 89-118   | .754 | 37       | 114 | 151 | 1.6 | 104-0 | 175 | 78 | 5   | 43      | 361 | 3.9 |

MISC. STATS

| Category          | 2024-25 | Career* |
|-------------------|---------|---------|
| 10+ Points        | 1       | 8       |
| 20+ Points        | 0       | 0       |
| 30+ Points        | 0       | 0       |
| 40+ Points        | 0       | 0       |
| Double-Doubles    | 0       | 0       |
| 10+ Rebounds      | 0       | 0       |
| 10+ Assists       | 0       | 0       |
| Led NU in Scoring | 0       | 0       |
| Led NU in Reb.    | 0       | 0       |
| Led NU in Assists | 2       | 2       |

\*-Includes Iowa

SEASON/CAREER HIGHS

|                     |                                 |
|---------------------|---------------------------------|
| Points              |                                 |
| Season:             | 10, North Florida (12/1/24)     |
| College Career:     | 17, at Michigan State (1/26/23) |
| Rebounds            |                                 |
| Season:             | 5, Bethune-Cookman (11/9/24)    |
| College Career:     | 7, Iowa State (12/8/22)         |
| Field Goals         |                                 |
| Season:             | 4, Two times (last, 12/1/24)    |
| College Career:     | 8, at Michigan State (1/26/23)  |
| 3-Point Field Goals |                                 |
| Season:             | 1, Two times (last, 12/1/24)    |
| College Career:     | 2, Four times (last, 1/29/23)   |
| Free Throws         |                                 |
| Season:             | 3, Bethune-Cookman (11/9/24)    |
| College Career:     | 7, Two times (last, 1/31/22)    |
| Free Throw Attempts |                                 |
| Season:             | 4, Bethune-Cookman (11/9/24)    |
| College Career:     | 8, Two times (last, 1/31/22)    |
| Assists             |                                 |
| Season:             | 3, Three times (last, 12/7/24)  |
| College Career:     | 8, Western Michigan (11/22/21)  |
| Steals              |                                 |
| Season:             | 2, North Florida (12/1/24)      |
| College Career:     | 3, Illinois (12/6/21)           |
| Blocks              |                                 |
| Season:             | None                            |
| College Career:     | 1, Five times (last, 2/12/23)   |
| Minutes Played      |                                 |
| Season:             | 22:01, North Florida (12/1/24)  |
| College Career:     | 35:46, Iowa State (12/8/22)     |

2024-25 GAME BY GAME

| Opponent                          | Date       | GS | MIN    | Total  |      | 3-Pointers |      | Free throws |      | Rebounds |     |     |     | PF | A  | TO | BLK | STL | PTS | AVG |
|-----------------------------------|------------|----|--------|--------|------|------------|------|-------------|------|----------|-----|-----|-----|----|----|----|-----|-----|-----|-----|
|                                   |            |    |        | FG-FGA | PCT  | 3FG-3FGA   | PCT  | FT-FTA      | PCT  | OFF      | DEF | TOT | AVG |    |    |    |     |     |     |     |
| UTRGV                             | 11/04/2024 |    | 10:35  | 0-1    | .000 | 0-1        | .000 | 0-0         | .000 | 1        | 1   | 2   | 2.0 | 1  | 2  | 0  | 0   | 1   | 0   | 0.0 |
| Bethune-Cookman                   | 11/09/2024 |    | 16:41  | 1-5    | .200 | 0-3        | .000 | 3-4         | .750 | 3        | 2   | 5   | 3.5 | 2  | 1  | 0  | 0   | 0   | 5   | 2.5 |
| FDU                               | 11/13/2024 |    | 19:38  | 4-5    | .800 | 0-1        | .000 | 0-1         | .000 | 0        | 3   | 3   | 3.3 | 3  | 3  | 1  | 0   | 1   | 8   | 4.3 |
| vs Saint Mary's (CA) at Creighton | 11/17/2024 |    | 14:17  | 0-5    | .000 | 0-1        | .000 | 0-0         | .000 | 1        | 2   | 3   | 3.3 | 2  | 2  | 1  | 0   | 0   | 0   | 3.3 |
|                                   | 11/22/2024 |    | 11:08  | 1-3    | .333 | 0-1        | .000 | 0-1         | .000 | 0        | 0   | 0   | 2.6 | 1  | 0  | 1  | 0   | 1   | 2   | 3.0 |
| South Dakota                      | 11/27/2024 |    | 11:24  | 1-4    | .250 | 1-2        | .500 | 0-1         | .000 | 1        | 1   | 2   | 2.5 | 0  | 1  | 2  | 0   | 1   | 3   | 3.0 |
| North Florida                     | 12/01/2024 |    | 22:01  | 4-7    | .571 | 1-2        | .500 | 1-2         | .500 | 0        | 1   | 1   | 2.3 | 1  | 3  | 0  | 0   | 2   | 10  | 4.0 |
| at Michigan St.                   | 12/07/2024 |    | 13:49  | 0-3    | .000 | 0-2        | .000 | 0-0         | .000 | 0        | 1   | 1   | 2.1 | 3  | 3  | 0  | 0   | 0   | 0   | 3.5 |
| Totals                            |            | 0  | 119:33 | 11-33  | .333 | 2-13       | .154 | 4-9         | .444 | 6        | 11  | 17  | 2.1 | 13 | 15 | 5  | 0   | 6   | 28  | 3.5 |

Player Averages

| Games Played | Minutes/ game | Points/ game | FG Pct | 3FG Pct | FT Pct | Rebounds/ game | Assists/ game | Turnovers/ game | Assist/Turnover ratio | Steals/ game | Blocks/ game |
|--------------|---------------|--------------|--------|---------|--------|----------------|---------------|-----------------|-----------------------|--------------|--------------|
| 8            | 14.9          | 3.5          | 33.3   | 15.4    | 44.4   | 2.1            | 1.9           | 0.6             | 3.0                   | 0.8          | 0.0          |



2024-25 HONORS

BRICE WILLIAMS

SENIOR • GUARD • 6-7 • 214 • HUNTERSVILLE, N.C. • CHARLOTTE

- Three-level scorer who is a career 39 percent shooter from 3-point range and has the ability to guard multiple positions
- Tallied 11 points and a steal in the loss at Michigan State
- Has 17 points and a season-high six assists in the win over North Florida
- Finished with 21 points, including four 3-pointers, and also enjoyed season highs in assists (four) and steals (three) vs. South Dakota
- Tied for team-high honors in the win over No. 14 Creighton with 16 points, including 8-of-8 from the foul line, as he reached double figures for the the ninth straight game dating back to last season
- Finished with 28 points - his highest total as a Husker - including 8-of-11 shooting from the floor and 11-of-11 from the line vs. Saint Mary's
- Had 10 points, including five straight in a 13-2 Husker run, and six boards vs. FDU
- Opened the season with a 27-point effort against UTRGV, including 10-of-11 from the line, as he had 19 first-half points
- Has four straight 20-point games dating back to the 2023-24 season and has six 20-point games in his Husker career
- Averaged 13.7 points, 5.5 rebounds and 2.5 assists per game in 2023-24, as he started all 34 contests
- Averaged 23.3 ppg on 50 percent shooting, including 47 percent from 3-point range, in Nebraska's three postseason games
- Was in double figures a team-high 25 times, including a season-high 25-point effort in the win over Oregon State
- Returned from a knee injury to earn second-team All-Conference USA honors in 2022-23, averaging 13.8 points and 5.8 rebounds per game while shooting almost 40 percent from 3-point range
- MVP of the 2023 College Basketball Invitational, averaging 16.3 points, 7.8 rebounds and 3.0 assists per game and a pair of double-doubles
- Graduated from Charlotte with a degree in mass communications in July of 2023 and is in NU's graduate program
- His father (Henry) is Charlotte's all-time leading scorer with 2,383 points and was a second-round pick of the San Antonio Spurs in 1992 before playing in Europe for a decade

MISC. STATS

| Category          | 2024-25 | Career* |
|-------------------|---------|---------|
| 10+ Points        | 8       | 72      |
| 20+ Points        | 3       | 20      |
| 30+ Points        | 0       | 2       |
| 40+ Points        | 0       | 0       |
| Double-Doubles    | 0       | 5       |
| 10+ Rebounds      | 0       | 6       |
| 10+ Assists       | 0       | 0       |
| Led NU in Scoring | 3       | 9       |
| Led NU in Reb.    | 0       | 8       |
| Led NU in Assists | 1       | 13      |

\*-Includes Charlotte

SEASON/CAREER HIGHS

|                     |                                    |
|---------------------|------------------------------------|
| Points              | 28, vs. Saint Mary's (11/27/24)    |
| Season:             | 32, UAB (3/4/23)                   |
| College Career:     |                                    |
| Rebounds            | 6, FDU (11/13/24)                  |
| Season:             | 13, Rice (2/25/23)                 |
| College Career:     |                                    |
| Field Goals         | 8, Two times (last, 11/17/24)      |
| Season:             | 12, UAB (3/4/23)                   |
| College Career:     |                                    |
| 3-Point Field Goals | 4, South Dakota (11/27/24)         |
| Season:             | 4, Four times (last, 11/27/24)     |
| College Career:     |                                    |
| Free Throws         | 11, vs. Saint Mary's (11/27/24)    |
| Season:             | 11, Two times (last, 11/17/24)     |
| College Career:     |                                    |
| Free Throw Attempts | 11, Two times (last, 11/17/24)     |
| Season:             | 14, Louisiana Tech (12/31/22)      |
| College Career:     |                                    |
| Assists             | 6, North Florida (12/1/24)         |
| Season:             | 9, Purdue (1/9/24)                 |
| College Career:     |                                    |
| Steals              | 3, South Dakota (11/27/24)         |
| Season:             | 4, Indiana (1/3/24)                |
| College Career:     |                                    |
| Blocks              | 1, Two times (last, 11/17/24)      |
| Season:             | 3, Two times (last, 3/20/23)       |
| College Career:     |                                    |
| Minutes Played      | 33:36, at Michigan State (12/7/24) |
| Season:             | 45:37, UAB (3/4/23)                |
| College Career:     |                                    |

CAREER STATS

|                |      | Field Goals |           |          |      |          | 3-Point |         | F-Throws |     | Rebounds |     |     |       |     |     |     |     | Scoring |      |
|----------------|------|-------------|-----------|----------|------|----------|---------|---------|----------|-----|----------|-----|-----|-------|-----|-----|-----|-----|---------|------|
| SEASON         | TEAM | GP-GS       | MIN/AVG   | FG-FGA   | FG%  | 3FG-3FGA | 3FG%    | FT-FTA  | FT%      | OFF | DEF      | TOT | AVG | PF-FO | A   | TO  | BLK | STL | PTS     | AVG  |
| 2019-20        | CLT  | 27-0        | 244/9.0   | 23-62    | .371 | 9-30     | .300    | 8-12    | .667     | 5   | 35       | 40  | 1.5 | 18-0  | 4   | 11  | 7   | 6   | 63      | 2.3  |
| 2020-21        | CLT  | 25-14       | 738/29.5  | 86-182   | .473 | 31-72    | .431    | 40-57   | .702     | 20  | 79       | 99  | 4.0 | 54-0  | 25  | 27  | 11  | 19  | 243     | 9.7  |
| 2022-23        | CLT  | 36-13       | 976/27.1  | 170-355  | .479 | 58-146   | .397    | 97-115  | .843     | 28  | 162      | 190 | 5.3 | 48-1  | 43  | 46  | 13  | 20  | 495     | 13.8 |
| 2023-24        | Nebr | 34-34       | 1011/29.7 | 143-322  | .444 | 50-129   | .388    | 119-141 | .844     | 30  | 156      | 186 | 5.5 | 87-3  | 84  | 61  | 21  | 37  | 455     | 13.4 |
| 2024-25        | Nebr | 8-8         | 230/28.7  | 40-86    | .465 | 11-29    | .379    | 49-53   | .925     | 5   | 15       | 20  | 2.5 | 16-0  | 14  | 16  | 2   | 7   | 140     | 17.5 |
| TOTAL FOR Nebr |      | 42-42       | 1241/29.5 | 183-408  | .449 | 61-158   | .386    | 168-194 | .866     | 35  | 171      | 206 | 4.9 | 103-3 | 98  | 77  | 23  | 44  | 595     | 14.2 |
| TOTAL          |      | 130-69      | 3199/24.6 | 462-1007 | .459 | 159-406  | .392    | 313-378 | .828     | 88  | 447      | 535 | 4.1 | 223-4 | 170 | 161 | 54  | 89  | 1396    | 10.7 |

2024-25 GAME BY GAME

| Opponent             | Date       | GS | MIN    | Total  |      | 3-Pointers |      | Free throws |       | Rebounds |     |     |     | PF | A  | TO | BLK | STL | PTS  | AVG  |
|----------------------|------------|----|--------|--------|------|------------|------|-------------|-------|----------|-----|-----|-----|----|----|----|-----|-----|------|------|
|                      |            |    |        | FG-FGA | PCT  | 3FG-3FGA   | PCT  | FT-FTA      | PCT   | OFF      | DEF | TOT | AVG |    |    |    |     |     |      |      |
| UTRGV                | 11/04/2024 | *  | 27:47  | 8-18   | .444 | 1-6        | .167 | 10-11       | .909  | 1        | 4   | 5   | 5.0 | 0  | 2  | 0  | 0   | 27  | 27.0 |      |
| Bethune-Cookman      | 11/09/2024 | *  | 25:54  | 2-6    | .333 | 2-4        | .500 | 4-5         | .800  | 1        | 2   | 3   | 4.0 | 3  | 2  | 6  | 0   | 1   | 10   | 18.5 |
| FDU                  | 11/13/2024 | *  | 26:09  | 2-9    | .222 | 0-2        | .000 | 6-7         | .857  | 3        | 3   | 6   | 4.7 | 2  | 1  | 0  | 1   | 1   | 10   | 15.7 |
| vs Saint Mary's (CA) | 11/17/2024 | *  | 26:43  | 8-12   | .667 | 1-2        | .500 | 11-11       | 1.000 | 0        | 3   | 3   | 4.3 | 4  | 1  | 2  | 1   | 0   | 28   | 18.8 |
| at Creighton         | 11/22/2024 | *  | 31:25  | 4-12   | .333 | 0-1        | .000 | 8-8         | 1.000 | 0        | 2   | 2   | 3.8 | 1  | 0  | 1  | 0   | 1   | 16   | 18.2 |
| South Dakota         | 11/27/2024 | *  | 27:14  | 7-11   | .636 | 4-6        | .667 | 3-4         | .750  | 0        | 0   | 0   | 3.2 | 4  | 4  | 2  | 0   | 3   | 21   | 18.7 |
| North Florida        | 12/01/2024 | *  | 31:01  | 6-11   | .545 | 2-5        | .400 | 3-3         | 1.000 | 0        | 1   | 1   | 2.9 | 1  | 6  | 1  | 0   | 0   | 17   | 18.4 |
| at Michigan St.      | 12/07/2024 | *  | 33:36  | 3-7    | .429 | 1-3        | .333 | 4-4         | 1.000 | 0        | 0   | 0   | 2.5 | 1  | 0  | 2  | 0   | 1   | 11   | 17.5 |
| Totals               |            | 8  | 229:49 | 40-86  | .465 | 11-29      | .379 | 49-53       | .925  | 5        | 15  | 20  | 2.5 | 16 | 14 | 16 | 2   | 7   | 140  | 17.5 |

Player Averages

| Games Played | Minutes/game | Points/game | FG Pct | 3FG Pct | FT Pct | Rebounds/game | Assists/game | Turnovers/game | Assist/Turnover ratio | Steals/game | Blocks/game |
|--------------|--------------|-------------|--------|---------|--------|---------------|--------------|----------------|-----------------------|-------------|-------------|
| 8            | 28.7         | 17.5        | 46.5   | 37.9    | 92.5   | 2.5           | 1.8          | 2.0            | 0.9                   | 0.9         | 0.3         |



2024-25 HONORS

JUWAN GARY

SENIOR • GUARD/FORWARD • 6-6 • 226 • COLUMBIA, S.C. • ALABAMA

- Third-year starter who can play the frontcourt or on the wing and is one of the best defenders in the Big Ten
- Had nine points and three rebounds in the loss at Michigan State
- Was solid in the win over North Florida with 18 points, five rebounds and two blocked shots in 23 minutes
- Played just two minutes against South Dakota because of an injury
- Sparked NU's effort against No. 14 Creighton with 16 points, seven rebounds and a pair of steals while limiting Creighton to 32 percent shooting
- Led NU with 19 points and a career-high five assists in the win over FDU, including a 7-of-8 effort from the foul line
- Nearly posted a double-double with 11 points, nine rebounds and a career-high five steals in the win over Bethune-Cookman
- Had nine points, four boards and a steal in 25 minutes in the win over UTRGV
- Started 20 games in 2023-24 and averaged 11.6 points and 6.1 rebounds per game while leading NU in steals and blocks per game
- Reached double figures 16 times in 2023-24, including three 20-point games, and had five double-doubles
- Posted a career high with 22 points, including 4-of-7 from 3-point range, along with eight boards in the win over Minnesota
- Starting forward who played in 17 games before suffering a season-ending left shoulder injury on Jan. 10, 2023
- Played in 29 games at Alabama in 2021-22, averaging 6.5 points per game on 51 percent shooting and 3.4 rebounds per game
- Helped Alabama to an SEC title and an NCAA Sweet 16 berth in 2020-21, playing in 30 games, including two starts, as Alabama went 26-7
- Suffered a torn right ACL in October of 2019 and missed the entire season
- Ranked No. 64 overall by ESPN and was No. 82 in the RSCI Composite after averaging 25 points, seven rebounds and two blocks per game for Liberty Heights Charter School

MISC. STATS

| Category          | 2024-25 | Career* |
|-------------------|---------|---------|
| 10+ Points        | 4       | 40      |
| 20+ Points        | 0       | 3       |
| 30+ Points        | 0       | 0       |
| 40+ Points        | 0       | 0       |
| Double-Doubles    | 0       | 8       |
| 10+ Rebounds      | 0       | 10      |
| 10+ Assists       | 0       | 0       |
| Led NU in Scoring | 3       | 10      |
| Led NU in Reb.    | 1       | 11      |
| Led NU in Assists | 2       | 2       |

\*Includes Alabama

SEASON/CAREER HIGHS

|                     |                                    |
|---------------------|------------------------------------|
| Points              |                                    |
| Season:             | 19, FDU (11/13/24)                 |
| College Career:     | 22, Minnesota (12/25/24)           |
| Rebounds            |                                    |
| Season:             | 9, Bethune-Cookman (11/9/24)       |
| College Career:     | 18, at Kansas State (12/17/23)     |
| Field Goals         |                                    |
| Season:             | 7, North Florida (12/1/24)         |
| College Career:     | 8, Two times (last, 12/10/23)      |
| 3-Point Field Goals |                                    |
| Season:             | 2, Two times (11/22/24)            |
| College Career:     | 4, Minnesota (2/25/24)             |
| Free Throws         |                                    |
| Season:             | 7, FDU (11/13/24)                  |
| College Career:     | Same                               |
| Free Throw Attempts |                                    |
| Season:             | 8, FDU (11/13/24)                  |
| College Career:     | 9 vs. Houston (12/11/21)           |
| Assists             |                                    |
| Season:             | 5, FDU (11/13/24)                  |
| College Career:     | Same                               |
| Steals              |                                    |
| Season:             | 5, Bethune-Cookman (11/9/24)       |
| College Career:     | Same                               |
| Blocks              |                                    |
| Season:             | 2, Two times (12/1/24)             |
| College Career:     | 4, South Carolina State (12/29/23) |
| Minutes Played      |                                    |
| Season:             | 33:43, at Creighton (11/22/24)     |
| College Career:     | 36:27, Iowa (12/29/22)             |

CAREER STATS

|                |      |        |           | Field Goals |      | 3-Point  |      | F-Throws |      | Rebounds |     |     |     |       |    |    |     | Scoring |     |      |
|----------------|------|--------|-----------|-------------|------|----------|------|----------|------|----------|-----|-----|-----|-------|----|----|-----|---------|-----|------|
| SEASON         | TEAM | GP-GS  | MIN/AVG   | FG-FGA      | FG%  | 3FG-3FGA | 3FG% | FT-FTA   | FT%  | OFF      | DEF | TOT | AVG | PF-FO | A  | TO | BLK | STL     | PTS | AVG  |
| 2020-21        | UA   | 30-2   | 284/9.5   | 48-89       | .539 | 1-9      | .111 | 18-34    | .529 | 40       | 45  | 85  | 2.8 | 40-1  | 5  | 13 | 12  | 14      | 115 | 3.8  |
| 2021-22        | UA   | 29-16  | 450/15.5  | 73-142      | .514 | 9-41     | .220 | 33-54    | .611 | 49       | 50  | 99  | 3.4 | 61-1  | 9  | 18 | 16  | 17      | 188 | 6.5  |
| 2022-23        | Nebr | 17-17  | 502/29.6  | 64-147      | .435 | 15-57    | .263 | 18-29    | .621 | 35       | 75  | 110 | 6.5 | 32-0  | 14 | 15 | 9   | 24      | 161 | 9.5  |
| 2023-24        | Nebr | 28-20  | 757/27.0  | 122-245     | .498 | 26-85    | .306 | 55-81    | .679 | 62       | 108 | 170 | 6.1 | 61-2  | 35 | 20 | 21  | 31      | 325 | 11.6 |
| 2024-25        | Nebr | 8-8    | 201/25.2  | 29-69       | .420 | 7-27     | .259 | 20-26    | .769 | 9        | 26  | 35  | 4.4 | 10-0  | 9  | 9  | 4   | 12      | 85  | 10.6 |
| TOTAL FOR Nebr |      | 53-45  | 1461/27.6 | 215-461     | .466 | 48-169   | .284 | 93-136   | .684 | 106      | 209 | 315 | 5.9 | 103-2 | 58 | 44 | 34  | 67      | 571 | 10.8 |
| TOTAL          |      | 112-63 | 2195/19.6 | 336-692     | .486 | 58-219   | .265 | 144-224  | .643 | 195      | 304 | 499 | 4.5 | 204-4 | 72 | 75 | 62  | 98      | 874 | 7.8  |

2024-25 GAME BY GAME

| Opponent                          | Date       | GS | MIN   | Total  |       | 3-Pointers |      | Free throws |       | Rebounds |     |     | Averages |     |    |    |     |     |     |      |      |
|-----------------------------------|------------|----|-------|--------|-------|------------|------|-------------|-------|----------|-----|-----|----------|-----|----|----|-----|-----|-----|------|------|
|                                   |            |    |       | FG-FA  | PCT   | 3FG-3FGA   | PCT  | FT-FTA      | PCT   | OFF      | DEF | TOT | AVG      | PF  | A  | TO | BLK | STL | PTS | AVG  |      |
| UTRGV                             | 11/04/2024 | *  | 25:22 | 2-8    | .250  | 1-4        | .250 | 4-4         | 1.000 | 2        | 2   | 4   | 4.0      | 2   | 0  | 2  | 0   | 1   | 9   | 9.0  |      |
| Bethune-Cookman                   | 11/09/2024 | *  | 31:19 | 4-10   | .400  | 0-1        | .000 | 3-4         | .750  | 2        | 7   | 9   | 6.5      | 0   | 1  | 1  | 0   | 5   | 11  | 10.0 |      |
| FDU                               | 11/13/2024 | *  | 29:37 | 5-9    | .556  | 2-5        | .400 | 7-8         | .875  | 0        | 2   | 2   | 5.0      | 0   | 5  | 1  | 2   | 2   | 19  | 13.0 |      |
| vs Saint Mary's (CA) at Creighton | 11/17/2024 | *  | 26:58 | 1-5    | .200  | 0-2        | .000 | 1-2         | .500  | 2        | 2   | 4   | 4.8      | 3   | 2  | 2  | 0   | 2   | 3   | 10.5 |      |
|                                   | 11/22/2024 | *  | 33:43 | 6-13   | .462  | 2-5        | .400 | 2-2         | 1.000 | 2        | 5   | 7   | 5.2      | 3   | 1  | 0  | 0   | 2   | 16  | 11.6 |      |
| South Dakota                      | 11/27/2024 | *  | 02:22 | 0-1    | .000  | 0-1        | .000 | 0-0         | .000  | 0        | 1   | 1   | 4.5      | 0   | 0  | 0  | 0   | 0   | 0   | 9.7  |      |
| North Florida                     | 12/01/2024 | *  | 23:14 | 7-12   | .583  | 1-4        | .250 | 3-4         | .750  | 1        | 4   | 5   | 4.6      | 1   | 0  | 0  | 2   | 0   | 18  | 10.9 |      |
| at Michigan St.                   | 12/07/2024 | *  | 28:46 | 4-11   | .364  | 1-5        | .200 | 0-2         | .000  | 0        | 3   | 3   | 4.4      | 1   | 0  | 3  | 0   | 0   | 9   | 10.6 |      |
| Totals                            |            |    | 8     | 201:21 | 29-69 | .420       | 7-27 | .259        | 20-26 | .769     | 9   | 26  | 35       | 4.4 | 10 | 9  | 9   | 4   | 12  | 85   | 10.6 |

Player Averages

| Games Played | Minutes/ game | Points/ game | FG Pct | 3FG Pct | FT Pct | Rebounds/ game | Assists/ game | Turnovers/ game | Assist/Turnover ratio | Steals/ game | Blocks/ game |
|--------------|---------------|--------------|--------|---------|--------|----------------|---------------|-----------------|-----------------------|--------------|--------------|
| 8            | 25.2          | 10.6         | 42.0   | 25.9    | 76.9   | 4.4            | 1.1           | 1.1             | 1.0                   | 1.5          | 0.5          |



# BRADEN FRAGER

FRESHMAN • FORWARD • 6-7 • 220 • LINCOLN, NEB. • SOUTHWEST HIGH SCHOOL

- True freshman who was a three-year performer at Lincoln Southwest High School before reclassifying to the class of 2024
- Three-star recruit by On3, 247Sports and Rivals, Frager was ranked among the top-200 players in the country before he reclassified
- Two-time honorable-mention all-state performer by the Lincoln Journal Star who averaged 18.3 ppg, 7.0 rpg, 1.2 apg and 1.2 spg in 2023-24
- Totaled 20+ points in six of his final eight games, including a school-record 39-point performance at Kearney
- Played for the ETG Midwest AAU program for Coach Ryan Reeder, averaging 15.0 ppg during his final season of AAU basketball
- Selected Nebraska over Creighton and Iowa State

## 2024-25 HONORS

## CAREER STATS

### MISC. STATS

| Category          | 2024-25 | Career* |
|-------------------|---------|---------|
| 10+ Points        | 0       | 0       |
| 20+ Points        | 0       | 0       |
| 30+ Points        | 0       | 0       |
| 40+ Points        | 0       | 0       |
| Double-Doubles    | 0       | 0       |
| 10+ Rebounds      | 0       | 0       |
| 10+ Assists       | 0       | 0       |
| Led NU in Scoring | 0       | 0       |
| Led NU in Reb.    | 0       | 0       |
| Led NU in Assists | 0       | 0       |

## 2024-25 GAME BY GAME

### SEASON/CAREER HIGHS

#### Points

Season:

College Career:

#### Rebounds

Season:

College Career:

#### Field Goals

Season:

College Career:

#### 3-Point Field Goals

Season:

College Career:

#### Free Throws

Season:

College Career:

#### Free Throw Attempts

Season:

College Career:

#### Assists

Season:

College Career:

#### Steals

Season:

College Career:

#### Blocks

Season:

College Career:

#### Minutes Played

Season:

College Career:





2024-25 HONORS

JEFFREY GRACE III

JUNIOR • GUARD • 6-3 • 200 • ELMHURST, ILL. • ARIZONA STATE

- A two-year letterwinner who walked on to the program after beginning his career at Arizona State
- Had a basket and a rebound in two minutes vs North Florida
- Grabbed a rebound in limited time against South Dakota
- Made his 2024-25 debut against FDU, hitting a 3-point play and grabbing an offensive board in 1:40 of action
- Played in 16 games in 2023-24, including all three of NU's postseason games, and had six points and three rebounds in 23 minutes
- Played in 11 games as a redshirt freshman, totaling four points and three rebounds
- Was an Academic All-Big Ten pick and Big Ten Distinguished Scholar in 2023-24 (3.70 GPA for the year)
- Was one of 20 Husker student-athletes across sports to attend No Filter Life Skills trip to Ecuador in August of 2024
- A two-time West Suburban Conference selection at York (Ill.) High School, averaging 11.0 ppg, 5.0 rpg and 3.0 apg during his senior season
- Played his AAU basketball with Breakaway Basketball, where he was a club teammate of Sam Hoiberg for several years

MISC. STATS

| Category          | 2024-25 | Career |
|-------------------|---------|--------|
| 10+ Points        | 0       | 0      |
| 20+ Points        | 0       | 0      |
| 30+ Points        | 0       | 0      |
| 40+ Points        | 0       | 0      |
| Double-Doubles    | 0       | 0      |
| 10+ Rebounds      | 0       | 0      |
| 10+ Assists       | 0       | 0      |
| Led NU in Scoring | 0       | 0      |
| Led NU in Reb.    | 0       | 0      |
| Led NU in Assists | 0       | 0      |

SEASON/CAREER HIGHS

|                     |                                |
|---------------------|--------------------------------|
| Points              |                                |
| Season:             | 3, FDU (11/13/24)              |
| College Career:     | Same                           |
| Rebounds            |                                |
| Season:             | 1, Three times (last, 12/1/24) |
| College Career:     | 1, Nine times (last, 12/1/24)  |
| Field Goals         |                                |
| Season:             | 1, Two times (last, 12/1/24)   |
| College Career:     | 1, Five times (last, 12/1/24)  |
| 3-Point Field Goals |                                |
| Season:             |                                |
| College Career:     | None                           |
| Free Throws         |                                |
| Season:             | 1, FDU (11/13/24)              |
| College Career:     | 2, Two times (last, 12/29/23)  |
| Free Throw Attempts |                                |
| Season:             | 1, FDU (11/13/24)              |
| College Career:     | 2, Four times (last, 3/10/24)  |
| Assists             |                                |
| Season:             |                                |
| College Career:     | 1, Three times (last, 11/6/23) |
| Steals              |                                |
| Season:             |                                |
| College Career:     | 1 at Maryland (1/28/23)        |
| Blocks              |                                |
| Season:             |                                |
| College Career:     | None                           |
| Minutes Played      |                                |
| Season:             | 2:03, North Florida (12/1/24)  |
| College Career:     | 4:00, Lindenwood (11/6/23)     |

CAREER STATS

|         |      |       |         | Field Goals |      | 3-Point  |      | F-Throws |       | Rebounds |     |     |     |       |   |    |     | Scoring |     |     |
|---------|------|-------|---------|-------------|------|----------|------|----------|-------|----------|-----|-----|-----|-------|---|----|-----|---------|-----|-----|
| SEASON  | TEAM | GP-GS | MIN/AVG | FG-FGA      | FG%  | 3FG-3FGA | 3FG% | FT-FTA   | FT%   | OFF      | DEF | TOT | AVG | PF-FO | A | TO | BLK | STL     | PTS | AVG |
| 2022-23 | Nebr | 11-0  | 12/1.1  | 1-2         | .500 | 0-1      | .000 | 2-4      | .500  | 2        | 1   | 3   | 0.3 | 0-0   | 1 | 2  | 0   | 1       | 4   | 0.4 |
| 2023-24 | Nebr | 16-0  | 23/1.4  | 2-4         | .500 | 0-1      | .000 | 2-5      | .400  | 2        | 1   | 3   | 0.2 | 2-0   | 2 | 1  | 0   | 0       | 6   | 0.4 |
| 2024-25 | Nebr | 3-0   | 5/1.6   | 2-4         | .500 | 0-0      | .000 | 1-1      | 1.000 | 2        | 1   | 3   | 1.0 | 0-0   | 0 | 0  | 0   | 0       | 5   | 1.7 |
| TOTAL   |      | 30-0  | 39/1.3  | 5-10        | .500 | 0-2      | .000 | 5-10     | .500  | 6        | 3   | 9   | 0.3 | 2-0   | 3 | 3  | 0   | 1       | 15  | 0.5 |

2024-25 GAME BY GAME

| Opponent      | Date       | GS | MIN   | Total |      | 3-Pointers |      | Free throws |       | Rebounds |     |     |     | PF | A | TO | BLK | STL | PTS | AVG |
|---------------|------------|----|-------|-------|------|------------|------|-------------|-------|----------|-----|-----|-----|----|---|----|-----|-----|-----|-----|
|               |            |    |       | FG    | FGA  | PCT        | 3FG  | 3FGA        | PCT   | FT       | FTA | PCT | OFF |    |   |    |     |     |     |     |
| FDU           | 11/13/2024 |    | 01:40 | 1-2   | .500 | 0-0        | .000 | 1-1         | 1.000 | 1        | 0   | 1   | 1.0 | 0  | 0 | 0  | 0   | 3   | 3.0 |     |
| South Dakota  | 11/27/2024 |    | 00:56 | 0-0   | .000 | 0-0        | .000 | 0-0         | .000  | 1        | 0   | 1   | 1.0 | 0  | 0 | 0  | 0   | 0   | 1.5 |     |
| North Florida | 12/01/2024 |    | 02:03 | 1-2   | .500 | 0-0        | .000 | 0-0         | .000  | 0        | 1   | 1   | 1.0 | 0  | 0 | 0  | 0   | 2   | 1.7 |     |
| Totals        |            | 0  | 04:39 | 2-4   | .500 | 0-0        | .000 | 1-1         | 1.000 | 2        | 1   | 3   | 1.0 | 0  | 0 | 0  | 0   | 5   | 1.7 |     |

Player Averages

| Games Played | Minutes/game | Points/game | FG Pct | 3FG Pct | FT Pct | Rebounds/game | Assists/game | Turnovers/game | Assist/Turnover ratio | Steals/game | Blocks/game |
|--------------|--------------|-------------|--------|---------|--------|---------------|--------------|----------------|-----------------------|-------------|-------------|
| 3            | 1.6          | 1.7         | 50.0   | 0.0     | 100.0  | 1.0           | 0.0          | 0.0            | 0.0                   | 0.0         | 0.0         |



2024-25 HONORS

BERKE BÜYÜKTUNCEL

SOPHOMORE • FORWARD • 6-10 • 240 • BURSA, TÜRKİYE • UCLA

- Played 14 minutes at Michigan State, finishing with three points and a pair of steals in his first action since Nov. 27
- Was on his way to a double-double with six points, six boards and three assists in 12 minutes vs. South Dakota before going down with an injury and did not play against North Florida
- Nearly recorded a double-double at No. 14 Creighton with 12 points and nine boards, along with two assists and two steals in NU's 74-63 win
- Recorded a career-high 15 points on 5-of-7 shooting from the field while adding personal bests in blocks (three) and steals (three) vs. Saint Mary's
- Was the first Husker to have at least 15 points, three blocks and three steals in a game since Aleks Maric in 2007
- Enjoyed one of the best games of his career against FDU with 12 points and tied career highs in both rebounds (seven) and assists (three)
- Finished with six points, seven boards and two blocked shots in 25 minutes in the win over Bethune-Cookman
- Totaled six points, six boards, two assists and a pair of steals in 27 minutes against UTRGV in his Husker debut
- Sophomore transfer who played in 26 games, including eight starts, at UCLA in 2023-24
- Averaged 4.9 ppg and 2.7 rpg with two double-figure games – a season-high 13 points against Stanford and 12 points at Oregon
- Rated the No. 36 player in the class of 2023 by 24/7 Sports, while he was rated by ESPN.com as the No. 2 international player to enter college basketball in 2023-24
- Made his Turkish senior national team debut at age 18 at the 2023 World Cup qualifier and has played at several levels for the national program
- Played for Türkiye at the U20 European Championships, averaging 12.0 points and a team-high 7.7 rebounds while shooting 51 percent from the field and 54 percent from 3-point range
- Led Türkiye to a third-place finish at the FIBA U19 World Cup, including an 84-70 win over the United States in the third-place game and was named to the "All-Star Five" at the event, as he averaged 11.4 points, 8.3 rebounds and 3.7 assists per game in seven games

CAREER STATS

BUYUKTUNCEL, Berke

|                |      | Field Goals |          |        |      | 3-Point  |      | F-Throws |      | Rebounds |     |     |     |       |    |    |     | Scoring |     |     |
|----------------|------|-------------|----------|--------|------|----------|------|----------|------|----------|-----|-----|-----|-------|----|----|-----|---------|-----|-----|
| SEASON         | TEAM | GP-GS       | MIN/AVG  | FG-FGA | FG%  | 3FG-3FGA | 3FG% | FT-FTA   | FT%  | OFF      | DEF | TOT | AVG | PF-FO | A  | TO | BLK | STL     | PTS | AVG |
| 2023-24        | UCLA | 26-8        | 425/16.3 | 40-104 | .385 | 11-37    | .297 | 27-43    | .628 | 24       | 41  | 65  | 2.5 | 58-1  | 11 | 22 | 9   | 4       | 118 | 4.5 |
| 2024-25        | Nebr | 7-6         | 152/21.8 | 21-37  | .568 | 3-13     | .231 | 15-18    | .833 | 14       | 27  | 41  | 5.9 | 16-0  | 11 | 10 | 6   | 10      | 60  | 8.6 |
| TOTAL FOR Nebr |      | 7-6         | 152/21.8 | 21-37  | .568 | 3-13     | .231 | 15-18    | .833 | 14       | 27  | 41  | 5.9 | 16-0  | 11 | 10 | 6   | 10      | 60  | 8.6 |
| TOTAL          |      | 33-14       | 577/17.5 | 61-141 | .433 | 14-50    | .280 | 42-61    | .689 | 38       | 68  | 106 | 3.2 | 74-1  | 22 | 32 | 15  | 14      | 178 | 5.4 |

MISC. STATS

| Category          | 2024-25 | Career* |
|-------------------|---------|---------|
| 10+ Points        | 3       | 5       |
| 20+ Points        | 0       | 0       |
| 30+ Points        | 0       | 0       |
| 40+ Points        | 0       | 0       |
| Double-Doubles    | 0       | 0       |
| 10+ Rebounds      | 0       | 0       |
| 10+ Assists       | 0       | 0       |
| Led NU in Scoring | 0       | 0       |
| Led NU in Reb.    | 3       | 3       |
| Led NU in Assists | 0       | 0       |

\*-includes UCLA

2024-25 GAME BY GAME

| Opponent             | Date       | GS | MIN    | Total  |      | 3-Pointers |      | Free throws |       | Rebounds |     |     |     | PF | A  | TO | BLK | STL | PTS | AVG  |
|----------------------|------------|----|--------|--------|------|------------|------|-------------|-------|----------|-----|-----|-----|----|----|----|-----|-----|-----|------|
|                      |            |    |        | FG-FGA | PCT  | 3FG-3FGA   | PCT  | FT-FTA      | PCT   | OFF      | DEF | TOT | AVG |    |    |    |     |     |     |      |
| UTRGV                | 11/04/2024 | *  | 26:35  | 3-4    | .750 | 0-0        | .000 | 0-0         | .000  | 1        | 5   | 6   | 6.0 | 3  | 2  | 1  | 0   | 2   | 6   | 6.0  |
| Bethune-Cookman      | 11/09/2024 | *  | 25:31  | 2-6    | .333 | 0-3        | .000 | 2-2         | 1.000 | 2        | 5   | 7   | 6.5 | 0  | 0  | 1  | 2   | 0   | 6   | 6.0  |
| FDU                  | 11/13/2024 | *  | 25:16  | 4-6    | .667 | 1-3        | .333 | 3-4         | .750  | 3        | 4   | 7   | 6.7 | 3  | 3  | 1  | 1   | 0   | 12  | 8.0  |
| vs Saint Mary's (CA) | 11/17/2024 | *  | 26:17  | 5-7    | .714 | 0-1        | .000 | 5-6         | .833  | 3        | 2   | 5   | 6.3 | 3  | 1  | 0  | 3   | 3   | 15  | 9.8  |
| at Creighton         | 11/22/2024 | *  | 22:26  | 4-7    | .571 | 1-3        | .333 | 3-4         | .750  | 1        | 8   | 9   | 6.8 | 4  | 2  | 2  | 0   | 2   | 12  | 10.2 |
| South Dakota         | 11/27/2024 | *  | 12:29  | 2-3    | .667 | 0-1        | .000 | 2-2         | 1.000 | 3        | 3   | 6   | 6.7 | 0  | 3  | 3  | 0   | 1   | 6   | 9.5  |
| at Michigan St.      | 12/07/2024 |    | 13:45  | 1-4    | .250 | 1-2        | .500 | 0-0         | .000  | 1        | 0   | 1   | 5.9 | 3  | 0  | 2  | 0   | 2   | 3   | 8.6  |
| Totals               |            | 6  | 152:19 | 21-37  | .568 | 3-13       | .231 | 15-18       | .833  | 14       | 27  | 41  | 5.9 | 16 | 11 | 10 | 6   | 10  | 60  | 8.6  |

Player Averages

| Games Played | Minutes/game | Points/game | FG Pct | 3FG Pct | FT Pct | Rebounds/game | Assists/game | Turnovers/game | Assist/Turnover ratio | Steals/game | Blocks/game |
|--------------|--------------|-------------|--------|---------|--------|---------------|--------------|----------------|-----------------------|-------------|-------------|
| 7            | 21.8         | 8.6         | 56.8   | 23.1    | 83.3   | 5.9           | 1.6          | 1.4            | 1.1                   | 1.4         | 0.9         |

SEASON/CAREER HIGHS

|                     |                                 |
|---------------------|---------------------------------|
| Points              |                                 |
| Season:             | 15, vs. Saint Mary's (11/17/24) |
| College Career:     | Same                            |
| Rebounds            |                                 |
| Season:             | 9, at Creighton (11/22/24)      |
| College Career:     | Same                            |
| Field Goals         |                                 |
| Season:             | 5, vs. Saint Mary's (11/17/24)  |
| College Career:     | 5, Two times (last, 11/17/24)   |
| 3-Point Field Goals |                                 |
| Season:             | 1, Three times (last, 12/7/24)  |
| College Career:     | 1, 12 times (last, 11/13/24)    |
| Free Throws         |                                 |
| Season:             | 5, vs. Saint Mary's (11/17/24)  |
| College Career:     | 5, Two times (last, 11/17/24)   |
| Free Throw Attempts |                                 |
| Season:             | 6, vs. Saint Mary's (11/17/24)  |
| College Career:     | 9, Chaminade (11/21/23)         |
| Assists             |                                 |
| Season:             | 3, Two times (last, 11/27/24)   |
| College Career:     | 3, Two times (last, 11/13/24)   |
| Steals              |                                 |
| Season:             | 3, vs. Saint Mary's (11/17/24)  |
| College Career:     | Same                            |
| Blocks              |                                 |
| Season:             | 3, vs. Saint Mary's (11/17/24)  |
| College Career:     | Same                            |
| Minutes Played      |                                 |
| Season:             | 26:35, UTRGV (11/4/24)          |
| College Career:     | 32:21, Washington (1/14/24)     |



2024-25 HONORS

GAVIN GRIFFITHS

SOPHOMORE • GUARD • 6-7 • 193 • SIMSBURY, CONN. • RUTGERS

- Rutgers transfer who can play on the wing or in the backcourt
- Had a steal and an assist in six minutes at Michigan State
- Grabbed four rebounds and had two assists and two steals in 18 minutes against North Florida
- Had two points and four rebounds in 10 minutes against South Dakota
- Saw extensive action in the win over FDU with eight points, five rebounds and two blocked shots in 23 minutes
- Finished with three points, two boards and three assists in 13 minutes against Bethune-Cookman
- Had four points, three rebounds and a blocked shot in 14 minutes against UTRGV
- Played in all 32 games at Rutgers in 2023-24, averaging 5.8 points and 2.2 rebounds per game while playing just under 18 minutes per contest
- Ranked second on the Scarlet Knights in 3-pointers (31) and third in blocked shots (13), while his 31 3-pointers were third among Big Ten freshmen
- Totaled seven double-figure efforts in 2023-24, including a 25-point effort against Boston University when he went 9-of-15 from the floor
- Was a consensus top-50 recruit in 2023 and was a four-star recruit by all four major recruiting services
- Played at Kingswood-Oxford High School where he averaged 24.6 points and 12 rebounds per game and was chosen as the New England Preparatory School Athletic Council (NEPSAC) Player of the Year in Class B Basketball
- Both parents played college basketball, as his father (Larry) and mother (Karen) played at Hartford

MISC. STATS

| Category          | 2024-25 | Career* |
|-------------------|---------|---------|
| 10+ Points        | 0       | 7       |
| 20+ Points        | 0       | 1       |
| 30+ Points        | 0       | 0       |
| 40+ Points        | 0       | 0       |
| Double-Doubles    | 0       | 0       |
| 10+ Rebounds      | 0       | 0       |
| 10+ Assists       | 0       | 0       |
| Led NU in Scoring | 0       | 0       |
| Led NU in Reb.    | 0       | 0       |
| Led NU in Assists | 1       | 1       |

SEASON/CAREER HIGHS

|                            |                                 |
|----------------------------|---------------------------------|
| <b>Points</b>              |                                 |
| Season:                    | 8, FDU (11/13/24)               |
| College Career:            | 25, vs Boston Univ. (11/10/23)  |
| <b>Rebounds</b>            |                                 |
| Season:                    | 5, FDU (11/13/24)               |
| College Career:            | 6, at Purdue (2/22/24)          |
| <b>Field Goals</b>         |                                 |
| Season:                    | 3, FDU (11/13/24)               |
| College Career:            | 9, vs Boston Univ. (11/10/23)   |
| <b>3-Point Field Goals</b> |                                 |
| Season:                    | 2, FDU (11/13/24)               |
| College Career:            | 4, at Wisconsin (3/7/24)        |
| <b>Free Throws</b>         |                                 |
| Season:                    | None                            |
| College Career:            | 4, vs Boston Univ. (11/10/23)   |
| <b>Free Throw Attempts</b> |                                 |
| Season:                    | None                            |
| College Career:            | 5, LIU (12/16/23)               |
| <b>Assists</b>             |                                 |
| Season:                    | 3, Bethune-Cookman (11/9/24)    |
| College Career:            | 3, Three times (last, 11/9/24)  |
| <b>Steals</b>              |                                 |
| Season:                    | 2, North Florida (12/1/24)      |
| College Career:            | 3, LIU (12/16/23)               |
| <b>Blocks</b>              |                                 |
| Season:                    | 2, FDU (11/13/24)               |
| College Career:            | 2, Three times (last, 11/13/24) |
| <b>Minutes Played</b>      |                                 |
| Season:                    | 22:46, FDU (11/13/24)           |
| College Career:            | 33:23, vs. Maryland (3/13/24)   |

CAREER STATS

|                |      | Field Goals |          |        |      | 3-Point  |      | F-Throws |      | Rebounds |     |     |     | Scoring |    |    |     |     |     |     |  |
|----------------|------|-------------|----------|--------|------|----------|------|----------|------|----------|-----|-----|-----|---------|----|----|-----|-----|-----|-----|--|
| SEASON         | TEAM | GP-GS       | MIN/AVG  | FG-FGA | FG%  | 3FG-3FGA | 3FG% | FT-FTA   | FT%  | OFF      | DEF | TOT | AVG | PF-FO   | A  | TO | BLK | STL | PTS | AVG |  |
| 2023-24        | RU   | 32-3        | 575/18.0 | 68-210 | .324 | 31-110   | .282 | 18-30    | .600 | 22       | 49  | 71  | 2.2 | 38-0    | 20 | 30 | 13  | 10  | 185 | 5.8 |  |
| 2024-25        | Nebr | 8-0         | 96/12.0  | 8-27   | .296 | 3-19     | .158 | 0-0      | .000 | 3        | 16  | 19  | 2.4 | 13-0    | 8  | 4  | 3   | 4   | 19  | 2.4 |  |
| TOTAL FOR Nebr |      | 8-0         | 96/12.0  | 8-27   | .296 | 3-19     | .158 | 0-0      | .000 | 3        | 16  | 19  | 2.4 | 13-0    | 8  | 4  | 3   | 4   | 19  | 2.4 |  |
| TOTAL          |      | 40-3        | 671/16.8 | 76-237 | .321 | 34-129   | .264 | 18-30    | .600 | 25       | 65  | 90  | 2.3 | 51-0    | 28 | 34 | 16  | 14  | 204 | 5.1 |  |

2024-25 GAME BY GAME

| Opponent             | Date       | GS | MIN   | Total  |      | 3-Pointers |      | Free throws |      | Rebounds |     |     |     | PF | A | TO | BLK | STL | PTS | AVG |
|----------------------|------------|----|-------|--------|------|------------|------|-------------|------|----------|-----|-----|-----|----|---|----|-----|-----|-----|-----|
|                      |            |    |       | FG-FGA | PCT  | 3FG-3FGA   | PCT  | FT-FTA      | PCT  | OFF      | DEF | TOT | AVG |    |   |    |     |     |     |     |
| UTRGV                | 11/04/2024 |    | 13:59 | 2-5    | .400 | 0-3        | .000 | 0-0         | .000 | 1        | 2   | 3   | 3.0 | 1  | 0 | 0  | 1   | 0   | 4   | 4.0 |
| Bethune-Cookman      | 11/09/2024 |    | 13:12 | 1-2    | .500 | 1-2        | .500 | 0-0         | .000 | 0        | 2   | 2   | 2.5 | 3  | 3 | 0  | 0   | 0   | 3   | 3.5 |
| FDU                  | 11/13/2024 |    | 22:46 | 3-7    | .429 | 2-6        | .333 | 0-0         | .000 | 0        | 5   | 5   | 3.3 | 2  | 2 | 1  | 2   | 1   | 8   | 5.0 |
| vs Saint Mary's (CA) | 11/17/2024 |    | 07:09 | 0-1    | .000 | 0-1        | .000 | 0-0         | .000 | 0        | 0   | 0   | 2.5 | 1  | 0 | 0  | 0   | 0   | 0   | 3.8 |
| at Creighton         | 11/22/2024 |    | 03:52 | 0-1    | .000 | 0-1        | .000 | 0-0         | .000 | 0        | 1   | 1   | 2.2 | 0  | 0 | 1  | 0   | 0   | 0   | 3.0 |
| South Dakota         | 11/27/2024 |    | 10:01 | 1-5    | .200 | 0-2        | .000 | 0-0         | .000 | 1        | 3   | 4   | 2.5 | 4  | 0 | 0  | 0   | 0   | 2   | 2.8 |
| North Florida        | 12/01/2024 |    | 18:48 | 1-4    | .250 | 0-2        | .000 | 0-0         | .000 | 1        | 3   | 4   | 2.7 | 2  | 2 | 1  | 0   | 2   | 2   | 2.7 |
| at Michigan St.      | 12/07/2024 |    | 05:54 | 0-2    | .000 | 0-2        | .000 | 0-0         | .000 | 0        | 0   | 0   | 2.4 | 0  | 1 | 1  | 0   | 1   | 0   | 2.4 |
| Totals               |            | 0  | 95:41 | 8-27   | .296 | 3-19       | .158 | 0-0         | .000 | 3        | 16  | 19  | 2.4 | 13 | 8 | 4  | 3   | 4   | 19  | 2.4 |

Player Averages

| Games Played | Minutes/ game | Points/ game | FG Pct | 3FG Pct | FT Pct | Rebounds/ game | Assists/ game | Turnovers/ game | Assist/Turnover ratio | Steals/ game | Blocks/ game |
|--------------|---------------|--------------|--------|---------|--------|----------------|---------------|-----------------|-----------------------|--------------|--------------|
| 8            | 12.0          | 2.4          | 29.6   | 15.8    | 0.0    | 2.4            | 1.0           | 0.5             | 2.0                   | 0.5          | 0.4          |





# JUSTIN BOLIS

SOPHOMORE • FORWARD • 6-8 • 225 • LINCOLN, NEB. • SOUTHEAST COMMUNITY COLLEGE

- Lincoln native who walked on to the Husker program
- Spent the 2023-24 season at Southeast Community College, averaging 15.5 ppg and 8.7 rpg while shooting 38 percent from 3-point range
- Totaled 11 double-doubles en route to being named to the Nebraska Community College Athletic All-Conference Team
- Played at Lincoln High School for Coach Dan Noble, as he averaged nine points and six rebounds per game as a senior after missing his junior season with an Achilles tear
- Played AAU basketball with the Lincoln Supreme and Coach Zach Tharanet

## 2024-25 HONORS

## CAREER STATS

### MISC. STATS

| Category          | 2024-25 | Career |
|-------------------|---------|--------|
| 10+ Points        | 0       | 0      |
| 20+ Points        | 0       | 0      |
| 30+ Points        | 0       | 0      |
| 40+ Points        | 0       | 0      |
| Double-Doubles    | 0       | 0      |
| 10+ Rebounds      | 0       | 0      |
| 10+ Assists       | 0       | 0      |
| Led NU in Scoring | 0       | 0      |
| Led NU in Reb.    | 0       | 0      |
| Led NU in Assists | 0       | 0      |

## 2024-25 GAME BY GAME

### SEASON/CAREER HIGHS

#### Points

Season:

College Career:

#### Rebounds

Season:

College Career:

#### Field Goals

Season:

College Career:

#### 3-Point Field Goals

Season:

College Career:

#### Free Throws

Season:

College Career:

#### Free Throw Attempts

Season:

College Career:

#### Assists

Season:

College Career:

#### Steals

Season:

College Career:

#### Blocks

Season:

College Career:

#### Minutes Played

Season:

College Career:



2024-25 HONORS

ANDREW MORGAN

SENIOR • FORWARD • 6-10 • 242 • WASECA, MINN. • NORTH DAKOTA STATE

- Two-year starter at North Dakota State who can score inside and step out to 3-point range
- Led Nebraska in scoring (14) and rebounding (seven) in the loss at Michigan State
- Nearly posted a double-double in the win over North Florida with season highs in points (13) and rebounds (nine) in 17 minutes of action
- Finished with eight points and seven rebounds in 18 minutes in the win over South Dakota
- Helped key NU's win over No. 14 Creighton with four boards and three assists while helping to limit Ryan Kalkbrenner without a field goal
- Reached double figures for the second time this year with 10 points, five boards and a blocked shot against Saint Mary's
- Had six points, three boards and a blocked shot against Bethune-Cookman
- Came off the bench and had 10 points and five rebounds in 20 minutes vs. UTRGV
- Totaled 860 points and 402 rebounds in 85 contests for the Bison over three seasons
- Named second-team All-Summit League in 2023-24, averaging 12.9 points per game on 56 percent shooting and 5.0 rebounds
- Ranked among Summit League leaders in scoring (15th), rebounding (16th) and free throw percentage (.703, ninth)
- Posted 22 double-figure efforts, including a season-high 31 points against Kansas City and had two double-doubles
- Helped the Bison reach the title game of the 2023 Summit League Tournament, as he made 30 starts and averaged 10.5 ppg and 5.3 rpg, ranking second on the team in rebounding and third in scoring
- Rated in the top 250 nationally by Prep Hoops as a senior, as he helped Waseca High School to a 23-1 record and a Class 2A state title
- Was a finalist for Mr. Basketball in Minnesota in 2021, as he averaged 22.1 points and 11 rebounds per game

MISC. STATS

| Category          | 2024-25 | Career* |
|-------------------|---------|---------|
| 10+ Points        | 4       | 44      |
| 20+ Points        | 0       | 8       |
| 30+ Points        | 0       | 1       |
| 40+ Points        | 0       | 0       |
| Double-Doubles    | 0       | 4       |
| 10+ Rebounds      | 0       | 4       |
| 10+ Assists       | 0       | 0       |
| Led NU in Scoring | 1       | 1       |
| Led NU in Reb.    | 3       | 3       |
| Led NU in Assists | 1       | 1       |

\*-includes North Dakota State

SEASON/CAREER HIGHS

|                            |                                    |
|----------------------------|------------------------------------|
| <b>Points</b>              |                                    |
| Season:                    | 14, at Michigan State (12/7/24)    |
| College Career:            | 31, Kansas City (2/8/24)           |
| <b>Rebounds</b>            |                                    |
| Season:                    | 9, North Florida (12/1/24)         |
| College Career:            | 14, Crown (11/20/22)               |
| <b>Field Goals</b>         |                                    |
| Season:                    | 6, at Michigan State (12/7/24)     |
| College Career:            | 11, Two times (last, 2/24/24)      |
| <b>3-Point Field Goals</b> |                                    |
| Season:                    | 1, Two times (last, 11/27/24)      |
| College Career:            | 2, Two times (last, 2/24/24)       |
| <b>Free Throws</b>         |                                    |
| Season:                    | 5, Two times (last, 11/27/24)      |
| College Career:            | 14, Kansas City (2/8/24)           |
| <b>Free Throw Attempts</b> |                                    |
| Season:                    | 6, Four times (last, 12/1/24)      |
| College Career:            | 16, Kansas City (2/8/24)           |
| <b>Assists</b>             |                                    |
| Season:                    | 3, at Creighton (11/22/24)         |
| College Career:            | 4, Two times (last, 1/20/24)       |
| <b>Steals</b>              |                                    |
| Season:                    | 1, Two times (last, 12/7/24)       |
| College Career:            | 2, Four times (last, 11/11/23)     |
| <b>Blocks</b>              |                                    |
| Season:                    | 1, Three times (last, 11/27/24)    |
| College Career:            | 3, at North Dakota (12/30/22)      |
| <b>Minutes Played</b>      |                                    |
| Season:                    | 27:59, at Michigan State (12/7/24) |
| College Career:            | 36:40, Kansas City (1/21/23)       |

CAREER STATS

|                |      | Field Goals |           |         |      |          | 3-Point |         | F-Throws |     | Rebounds |     |     |       | Scoring |     |     |     |     |      |  |
|----------------|------|-------------|-----------|---------|------|----------|---------|---------|----------|-----|----------|-----|-----|-------|---------|-----|-----|-----|-----|------|--|
| SEASON         | TEAM | GP-GS       | MIN/AVG   | FG-FGA  | FG%  | 3FG-3FGA | 3FG%    | FT-FTA  | FT%      | OFF | DEF      | TOT | AVG | PF-FO | A       | TO  | BLK | STL | PTS | AVG  |  |
| 2021-22        | NDSU | 21-0        | 243/11.6  | 46-73   | .630 | 3-7      | .429    | 17-28   | .607     | 18  | 52       | 70  | 3.3 | 30-0  | 7       | 19  | 8   | 4   | 112 | 5.3  |  |
| 2022-23        | NDSU | 32-30       | 693/21.7  | 136-231 | .589 | 2-6      | .333    | 62-113  | .549     | 54  | 117      | 171 | 5.3 | 63-0  | 38      | 70  | 10  | 12  | 336 | 10.5 |  |
| 2023-24        | NDSU | 32-29       | 741/23.2  | 148-266 | .556 | 12-33    | .364    | 104-148 | .703     | 62  | 99       | 161 | 5.0 | 76-0  | 32      | 65  | 8   | 10  | 412 | 12.9 |  |
| 2024-25        | Nebr | 8-0         | 136/17.0  | 21-47   | .447 | 2-6      | .333    | 23-35   | .657     | 15  | 27       | 42  | 5.3 | 16-0  | 7       | 7   | 3   | 2   | 67  | 8.4  |  |
| TOTAL FOR Nebr |      | 8-0         | 136/17.0  | 21-47   | .447 | 2-6      | .333    | 23-35   | .657     | 15  | 27       | 42  | 5.3 | 16-0  | 7       | 7   | 3   | 2   | 67  | 8.4  |  |
| TOTAL          |      | 93-59       | 1813/19.5 | 351-617 | .569 | 19-52    | .365    | 206-324 | .636     | 149 | 295      | 444 | 4.8 | 185-0 | 84      | 161 | 29  | 28  | 927 | 10.0 |  |

2024-25 GAME BY GAME

| Opponent                          | Date       | GS | MIN    | Total  |      | 3-Pointers |       | Free throws |      | Rebounds |     |     |     | PF | A | TO | BLK | STL | PTS | AVG  |
|-----------------------------------|------------|----|--------|--------|------|------------|-------|-------------|------|----------|-----|-----|-----|----|---|----|-----|-----|-----|------|
|                                   |            |    |        | FG-FGA | PCT  | 3FG-3FGA   | PCT   | FT-FTA      | PCT  | OFF      | DEF | TOT | AVG |    |   |    |     |     |     |      |
| UTRGV                             | 11/04/2024 |    | 20:22  | 3-6    | .500 | 0-0        | .000  | 4-6         | .667 | 2        | 3   | 5   | 5.0 | 3  | 0 | 0  | 0   | 0   | 10  | 10.0 |
| Bethune-Cookman                   | 11/09/2024 |    | 11:15  | 2-4    | .500 | 0-0        | .000  | 2-3         | .667 | 0        | 3   | 3   | 4.0 | 2  | 0 | 2  | 1   | 0   | 6   | 8.0  |
| FDU                               | 11/13/2024 |    | 07:26  | 1-2    | .500 | 0-0        | .000  | 2-3         | .667 | 1        | 1   | 2   | 3.3 | 2  | 0 | 1  | 0   | 0   | 4   | 6.7  |
| vs Saint Mary's (CA) at Creighton | 11/17/2024 |    | 15:20  | 2-5    | .400 | 1-2        | .500  | 5-6         | .833 | 2        | 3   | 5   | 3.8 | 3  | 1 | 2  | 1   | 0   | 10  | 7.5  |
|                                   | 11/22/2024 |    | 18:36  | 1-3    | .333 | 0-1        | .000  | 0-2         | .000 | 2        | 2   | 4   | 3.8 | 2  | 3 | 1  | 0   | 1   | 2   | 6.4  |
| South Dakota                      | 11/27/2024 |    | 17:53  | 1-3    | .333 | 1-1        | 1.000 | 5-6         | .833 | 4        | 3   | 7   | 4.3 | 1  | 2 | 1  | 1   | 0   | 8   | 6.7  |
| North Florida                     | 12/01/2024 |    | 17:22  | 5-11   | .455 | 0-1        | .000  | 3-6         | .500 | 3        | 6   | 9   | 5.0 | 1  | 0 | 0  | 0   | 0   | 13  | 7.6  |
| at Michigan St.                   | 12/07/2024 |    | 27:59  | 6-13   | .462 | 0-1        | .000  | 2-3         | .667 | 1        | 6   | 7   | 5.3 | 2  | 1 | 0  | 0   | 1   | 14  | 8.4  |
| Totals                            |            | 0  | 136:13 | 21-47  | .447 | 2-6        | .333  | 23-35       | .657 | 15       | 27  | 42  | 5.3 | 16 | 7 | 7  | 3   | 2   | 67  | 8.4  |

Player Averages

| Games Played | Minutes/ game | Points/ game | FG Pct | 3FG Pct | FT Pct | Rebounds/ game | Assists/ game | Turnovers/ game | Assist/Turnover ratio | Steals/ game | Blocks/ game |
|--------------|---------------|--------------|--------|---------|--------|----------------|---------------|-----------------|-----------------------|--------------|--------------|
| 8            | 17.0          | 8.4          | 44.7   | 33.3    | 65.7   | 5.3            | 0.9           | 0.9             | 1.0                   | 0.3          | 0.4          |



ROLLIE WORSTER

SENIOR • GUARD • 6-5 • 210 • MISSOULA, MONT. • UTAH

- Senior guard who has started the past four seasons at Utah and Utah State and has 108 career starts at the college level
- Has the potential to be the first Husker basketball player to ever total 1,000 points, 500 rebounds and 500 assists with a solid 2024-25 season
- Had nine points, three assists and two steals in the loss at Michigan State
- Led NU in both assists (six) and rebounds (eight) in NU's win over South Dakota
- Reached double figures for the second straight game with 11 points, four rebounds, two assists and two steals in the win over No. 14 Creighton
- Totaled 10 points and three boards in the loss against Saint Mary's while helping limit WCC Player of the Year Augustas Marciulionis to nine points on 3-of-9 shooting
- Nearly posted a double-double in his Husker debut vs. UTRGV with 18 points, nine rebounds, three assists and four steals
- Started the first 16 games at Utah in 2023-24, averaging 9.9 points, 5.5 assists and 4.9 rebounds per game, as he was third in the Pac 12 in assists per game and first in the conference in assist-to-turnover ratio (2.93-to-1) at the time of his injury
- Had seven double-figure games in 2023-24, including a season-high 17-point effort in a road win at St. Mary's
- Dished out a season-high 10 assists against Southern Utah and nine each against Wake Forest and Bellarmine
- Started all 30 games in 2022-23, averaging 8.6 points, 5.0 assists and 5.2 rebounds per game.
- Was second in the Pac-12 with a 2.61 assist-to-turnover ratio while his 5.1 assists per game in conference play also ranked second in the league
- Began career at Utah State, where he averaged 9.1 ppg, 3.8 rpg and 3.5 apg in helping the Aggies to the 2021 NCAA Tournament
- Was a two-time Montana Gatorade Player of the year at Hellgate High School, where he finished as the school's all-time leading scorer while also ranking in the top three in both assists (second) and rebounds (third)
- Led the school to a share of the Montana State AA title in 2019-20 by averaging 20.7 points, 7.1 rebounds, 4.5 assists and 2.3 steals per game.
- Also played football in high school, earning first-team all-state honors at safety while totaling 3,400 passing yards and 2,000 rushing yards in his prep career

2024-25 HONORS

MISC. STATS

| Category          | 2024-25 | Career* |
|-------------------|---------|---------|
| 10+ Points        | 3       | 44      |
| 20+ Points        | 0       | 0       |
| 30+ Points        | 0       | 0       |
| 40+ Points        | 0       | 0       |
| Double-Doubles    | 0       | 4       |
| 10+ Rebounds      | 0       | 1       |
| 10+ Assists       | 0       | 1       |
| Led NU in Scoring | 0       | 0       |
| Led NU in Reb.    | 2       | 2       |
| Led NU in Assists | 3       | 3       |

SEASON/CAREER HIGHS

|                            |                                 |
|----------------------------|---------------------------------|
| <b>Points</b>              |                                 |
| Season:                    | 18, UTRGV (11/4/24)             |
| College Career:            | 19, Two times (last, 12/4/22)   |
| <b>Rebounds</b>            |                                 |
| Season:                    | 9, UTRGV (11/4/24)              |
| College Career:            | 11, Arizona (12/1/22)           |
| <b>Field Goals</b>         |                                 |
| Season:                    | 6, UTRGV (11/4/24)              |
| College Career:            | 7, at UNLV (1/27/21)            |
| <b>3-Point Field Goals</b> |                                 |
| Season:                    | 1, Three times (last, 11/17/24) |
| College Career:            | 3, at Air Force (1/2/21)        |
| <b>Free Throws</b>         |                                 |
| Season:                    | 5, UTRGV (11/4/24)              |
| College Career:            | 7, Two times (last, 11/17/23)   |
| <b>Free Throw Attempts</b> |                                 |
| Season:                    | 9, UTRGV (11/4/24)              |
| College Career:            | 9, Two times (last, 11/4/24)    |
| <b>Assists</b>             |                                 |
| Season:                    | 6, South Dakota (11/27/24)      |
| College Career:            | 10, Four times (last, 12/5/23)  |
| <b>Steals</b>              |                                 |
| Season:                    | 4, UTRGV (11/4/24)              |
| College Career:            | 6, Eastern Washington (11/6/23) |
| <b>Blocks</b>              |                                 |
| Season:                    | 1, Two times (last, 11/27/24)   |
| College Career:            | 2, Oregon State (2/3/22)        |
| <b>Minutes Played</b>      |                                 |
| Season:                    | 30:20, at Creighton (11/22/24)  |
| College Career:            | 38:15, Stanford (2/3/23)        |

CAREER STATS

|                |      | Field Goals |           |         |      |          | 3-Point |         | F-Throws |     | Rebounds |     |     |       | Scoring |     |     |     |     |     |  |
|----------------|------|-------------|-----------|---------|------|----------|---------|---------|----------|-----|----------|-----|-----|-------|---------|-----|-----|-----|-----|-----|--|
| SEASON         | TEAM | GP-GS       | MIN/AVG   | FG-FGA  | FG%  | 3FG-3FGA | 3FG%    | FT-FTA  | FT%      | OFF | DEF      | TOT | AVG | PF-FO | A       | TO  | BLK | STL | PTS | AVG |  |
| 2020-21        | USU  | 26-25       | 718/27.6  | 86-212  | .406 | 23-81    | .284    | 41-51   | .804     | 21  | 78       | 99  | 3.8 | 58-1  | 92      | 64  | 6   | 24  | 236 | 9.1 |  |
| 2021-22        | Utah | 31-30       | 889/28.7  | 88-218  | .404 | 21-64    | .328    | 37-46   | .804     | 11  | 129      | 140 | 4.5 | 74-4  | 96      | 50  | 9   | 27  | 234 | 7.5 |  |
| 2022-23        | Utah | 30-30       | 962/32.1  | 97-232  | .418 | 22-79    | .278    | 43-53   | .811     | 12  | 144      | 156 | 5.2 | 72-3  | 149     | 57  | 6   | 25  | 259 | 8.6 |  |
| 2023-24        | Utah | 16-16       | 503/31.4  | 54-132  | .409 | 8-29     | .276    | 43-61   | .705     | 21  | 57       | 78  | 4.9 | 36-0  | 88      | 30  | 3   | 22  | 159 | 9.9 |  |
| 2024-25        | Nebr | 8-8         | 199/24.8  | 24-53   | .453 | 3-12     | .250    | 20-29   | .690     | 6   | 26       | 32  | 4.0 | 10-0  | 21      | 15  | 2   | 12  | 71  | 8.9 |  |
| TOTAL FOR Nebr |      | 8-8         | 199/24.8  | 24-53   | .453 | 3-12     | .250    | 20-29   | .690     | 6   | 26       | 32  | 4.0 | 10-0  | 21      | 15  | 2   | 12  | 71  | 8.9 |  |
| TOTAL          |      | 111-109     | 3270/29.5 | 349-847 | .412 | 77-265   | .291    | 184-240 | .767     | 71  | 434      | 505 | 4.5 | 250-8 | 446     | 216 | 26  | 110 | 959 | 8.6 |  |

2024-25 GAME BY GAME

| Opponent             | Date       | GS | MIN   | Total  |       | 3-Pointers |       | Free throws |       | Rebounds |     |     |     | PF  | A  | TO | BLK | STL | PTS | AVG  |     |
|----------------------|------------|----|-------|--------|-------|------------|-------|-------------|-------|----------|-----|-----|-----|-----|----|----|-----|-----|-----|------|-----|
|                      |            |    |       | FG-FGA | PCT   | 3FG-3FGA   | PCT   | FT-FTA      | PCT   | OFF      | DEF | TOT | AVG |     |    |    |     |     |     |      |     |
| UTRGV                | 11/04/2024 | *  | 29:25 | 6-7    | .857  | 1-1        | 1.000 | 5-9         | .556  | 2        | 7   | 9   | 9.0 | 1   | 3  | 3  | 1   | 4   | 18  | 18.0 |     |
| Bethune-Cookman      | 11/09/2024 | *  | 23:19 | 1-5    | .200  | 1-3        | .333  | 2-2         | 1.000 | 1        | 0   | 1   | 5.0 | 0   | 2  | 5  | 0   | 2   | 5   | 11.5 |     |
| FDU                  | 11/13/2024 | *  | 19:13 | 3-8    | .375  | 0-2        | .000  | 2-2         | 1.000 | 1        | 3   | 4   | 4.7 | 0   | 1  | 1  | 0   | 1   | 8   | 10.3 |     |
| vs Saint Mary's (CA) | 11/17/2024 | *  | 25:34 | 4-7    | .571  | 1-2        | .500  | 1-2         | .500  | 0        | 3   | 3   | 4.3 | 2   | 1  | 3  | 0   | 0   | 10  | 10.3 |     |
| at Creighton         | 11/22/2024 | *  | 30:20 | 4-11   | .364  | 0-2        | .000  | 3-4         | .750  | 1        | 3   | 4   | 4.2 | 4   | 2  | 1  | 0   | 2   | 11  | 10.4 |     |
| South Dakota         | 11/27/2024 | *  | 28:36 | 1-4    | .250  | 0-1        | .000  | 4-5         | .800  | 0        | 8   | 8   | 4.8 | 1   | 6  | 1  | 1   | 1   | 6   | 9.7  |     |
| North Florida        | 12/01/2024 | *  | 15:56 | 2-4    | .500  | 0-0        | .000  | 0-0         | .000  | 0        | 2   | 2   | 4.4 | 0   | 3  | 0  | 0   | 0   | 4   | 8.9  |     |
| at Michigan St.      | 12/07/2024 | *  | 26:11 | 3-7    | .429  | 0-1        | .000  | 3-5         | .600  | 1        | 0   | 1   | 4.0 | 2   | 3  | 1  | 0   | 2   | 9   | 8.9  |     |
| Totals               |            |    | 8     | 198:34 | 24-53 | .453       | 3-12  | .250        | 20-29 | .690     | 6   | 26  | 32  | 4.0 | 10 | 21 | 15  | 2   | 12  | 71   | 8.9 |

Player Averages

| Games Played | Minutes/ game | Points/ game | FG Pct | 3FG Pct | FT Pct | Rebounds/ game | Assists/ game | Turnovers/ game | Assist/Turnover ratio | Steals/ game | Blocks/ game |
|--------------|---------------|--------------|--------|---------|--------|----------------|---------------|-----------------|-----------------------|--------------|--------------|
| 8            | 24.8          | 8.9          | 45.3   | 25.0    | 69.0   | 4.0            | 2.6           | 1.9             | 1.4                   | 1.5          | 0.3          |





# NICK JANOWSKI

FRESHMAN • GUARD • 6-4 • 200 • PEWAUKEE, WIS. • PEWAUKEE, HIGH SCHOOL

- True freshman who could see time at either spot in the backcourt
- Led Pewaukee High School to three state titles and a runner-up finish in his four seasons, as he totaled 2,297 career points to rank in top 20 in Wisconsin state history
- Averaged 20.1 points, 3.4 assists, and 5.4 rebounds per game for his career while hitting 294 3-pointers in his prep career
- Was a consensus top-150 recruit who averaged 30.8 points, 8.8 rebounds and 4.4 assists per game to lead Pewaukee to a 30-5 record in 2023-24
- Posted five 40-point games as a senior including a career-high 46-point game, and had a triple-double in the state semifinals against West Salem with 31 points, 10 rebounds and 10 assists
- Earned first-team all-state honors as a junior, averaging 23.2 points, 4.9 assists, 6.5 rebounds and 1.4 steals per game as Pewaukee went 27-3
- Played AAU for Phenom U in the EYBL circuit, helping his team to the Peach Jam in 2021 and 2022, including an Elite Eight finish in 2022
- Selected Nebraska over a host of schools including Iowa State, Wisconsin, Marquette and USC

## 2024-25 HONORS

## CAREER STATS

## MISC. STATS

| Category          | 2024-25 | Career |
|-------------------|---------|--------|
| 10+ Points        | 0       | 0      |
| 20+ Points        | 0       | 0      |
| 30+ Points        | 0       | 0      |
| 40+ Points        | 0       | 0      |
| Double-Doubles    | 0       | 0      |
| 10+ Rebounds      | 0       | 0      |
| 10+ Assists       | 0       | 0      |
| Led NU in Scoring | 0       | 0      |
| Led NU in Reb.    | 0       | 0      |
| Led NU in Assists | 0       | 0      |

## 2024-25 GAME BY GAME

## SEASON/CAREER HIGHS

Points  
Season:  
College Career:  
Rebounds  
Season:  
College Career:  
Field Goals  
Season:  
College Career:  
3-Point Field Goals  
Season:  
College Career:  
Free Throws  
Season:  
College Career:  
Free Throw Attempts  
Season:  
College Career:  
Assists  
Season:  
College Career:  
Steals  
Season:  
College Career:  
Blocks  
Season:  
College Career:  
Minutes Played  
Season:  
College Career:



2024-25 HONORS

CALE JACOBSEN

SOPHMORE • GUARD • 6-4 • 200 • ASHLAND, NEB. • ASHLAND-GREENWOOD

- Third-year walk-on who provides size in the Husker backcourt and could play several positions
- Was impactful in the win over North Florida with three points and career highs in assists (three), steals (two), blocks (two) and minutes (16)
- Played a season-high 11 minutes against South Dakota, finishing with one rebound and an assist in the win over the Coyotes
- Played the final 1:06 of the first half as a defensive replacement against No. 14 Creighton
- Provided a spark off the bench against FDU with two points, four rebounds and two assists in seven minutes
- Played in 20 contests in 2023-24, totaling 14 points, three rebounds and five assists in 55 minutes of action
- Saw his most extensive action of the season against South Carolina State, setting personal bests in points (four), rebounds (two), assists (one) and minutes (13)
- Redshirted his first season at Nebraska
- Led Ashland-Greenwood to a 27-1 record and a class C-1 state title, averaging 17.9 points, 5.8 rebounds, 6.1 assists and 3.6 steals per game as a senior
- First-team All-Nebraska selection set the Class C-1 state tournament record with a 43-point performance in a win over Kearney Catholic
- Finished his four-year varsity career with 1,481 career points, 544 rebounds, 340 assists and 261 steals despite suffering a torn ACL in his first game of his junior season
- Chose to walk-on at Nebraska after turning down scholarship offers from North Dakota and Holy Cross
- Played three seasons of football, playing quarterback as a freshman and junior while hauling in 23 passes for 486 yards and nine scores as a sophomore

CAREER STATS

|         |      |       |         | Field Goals |      | 3-Point  |      | F-Throws |       | Rebounds |     |     |     |       |    |    |     | Scoring |     |     |
|---------|------|-------|---------|-------------|------|----------|------|----------|-------|----------|-----|-----|-----|-------|----|----|-----|---------|-----|-----|
| SEASON  | TEAM | GP-GS | MIN/AVG | FG-FGA      | FG%  | 3FG-3FGA | 3FG% | FT-FTA   | FT%   | OFF      | DEF | TOT | AVG | PF-FO | A  | TO | BLK | STL     | PTS | AVG |
| 2023-24 | Nebr | 20-0  | 55/2.8  | 5-10        | .500 | 1-3      | .333 | 3-6      | .500  | 0        | 3   | 3   | 0.2 | 5-0   | 5  | 2  | 0   | 1       | 14  | 0.7 |
| 2024-25 | Nebr | 5-0   | 44/8.7  | 3-10        | .300 | 1-7      | .143 | 1-1      | 1.000 | 2        | 5   | 7   | 1.4 | 2-0   | 6  | 2  | 2   | 3       | 8   | 1.6 |
| TOTAL   |      | 25-0  | 99/4.0  | 8-20        | .400 | 2-10     | .200 | 4-7      | .571  | 2        | 8   | 10  | 0.4 | 7-0   | 11 | 4  | 2   | 4       | 22  | 0.9 |

MISC. STATS

| Category          | 2024-25 | Career |
|-------------------|---------|--------|
| 10+ Points        | 0       | 0      |
| 20+ Points        | 0       | 0      |
| 30+ Points        | 0       | 0      |
| 40+ Points        | 0       | 0      |
| Double-Doubles    | 0       | 0      |
| 10+ Rebounds      | 0       | 0      |
| 10+ Assists       | 0       | 0      |
| Led NU in Scoring | 0       | 0      |
| Led NU in Reb.    | 0       | 0      |
| Led NU in Assists | 0       | 0      |

2024-25 GAME BY GAME

|                 |            |    | Total |        | 3-Pointers |          | Free throws |        | Rebounds |     |     |     |     |    |   |    |     |     |     |     |
|-----------------|------------|----|-------|--------|------------|----------|-------------|--------|----------|-----|-----|-----|-----|----|---|----|-----|-----|-----|-----|
| Opponent        | Date       | GS | MIN   | FG-FGA | PCT        | 3FG-3FGA | PCT         | FT-FTA | PCT      | OFF | DEF | TOT | AVG | PF | A | TO | BLK | STL | PTS | AVG |
| FDU             | 11/13/2024 |    | 06:44 | 1-2    | .500       | 0-1      | .000        | 0-0    | .000     | 2   | 2   | 4   | 4.0 | 0  | 2 | 0  | 0   | 1   | 2   | 2.0 |
| at Creighton    | 11/22/2024 |    | 01:06 | 0-0    | .000       | 0-0      | .000        | 0-0    | .000     | 0   | 0   | 0   | 2.0 | 0  | 0 | 0  | 0   | 0   | 0   | 1.0 |
| South Dakota    | 11/27/2024 |    | 10:35 | 0-3    | .000       | 0-2      | .000        | 0-0    | .000     | 0   | 1   | 1   | 1.7 | 1  | 1 | 0  | 0   | 0   | 0   | 0.7 |
| North Florida   | 12/01/2024 |    | 16:03 | 1-2    | .500       | 0-1      | .000        | 1-1    | 1.000    | 0   | 1   | 1   | 1.5 | 1  | 3 | 1  | 2   | 2   | 3   | 1.3 |
| at Michigan St. | 12/07/2024 |    | 09:13 | 1-3    | .333       | 1-3      | .333        | 0-0    | .000     | 0   | 1   | 1   | 1.4 | 0  | 0 | 1  | 0   | 0   | 3   | 1.6 |
| Totals          |            | 0  | 43:41 | 3-10   | .300       | 1-7      | .143        | 1-1    | 1.000    | 2   | 5   | 7   | 1.4 | 2  | 6 | 2  | 2   | 3   | 8   | 1.6 |

Player Averages

| Games Played | Minutes/game | Points/game | FG Pct | 3FG Pct | FT Pct | Rebounds/game | Assists/game | Turnovers/game | Assist/Turnover ratio | Steals/game | Blocks/game |
|--------------|--------------|-------------|--------|---------|--------|---------------|--------------|----------------|-----------------------|-------------|-------------|
| 5            | 8.7          | 1.6         | 30.0   | 14.3    | 100.0  | 1.4           | 1.2          | 0.4            | 3.0                   | 0.6         | 0.4         |

SEASON/CAREER HIGHS

|                     |                                    |
|---------------------|------------------------------------|
| Points              |                                    |
| Season:             | 3, Two times (last, 12/7/24)       |
| College Career:     | 4, South Carolina State (12/29/23) |
| Rebounds            |                                    |
| Season:             | 4, FDU (11/13/24)                  |
| College Career:     | Same                               |
| Field Goals         |                                    |
| Season:             | 1, Three times (last, 12/7/24)     |
| College Career:     | 1, Eight times (last, 12/7/24)     |
| 3-Point Field Goals |                                    |
| Season:             | 1, at Michigan State (12/7/24)     |
| College Career:     | 1, Two times (last, 12/7/24)       |
| Free Throws         |                                    |
| Season:             | 1, North Florida (12/1/24)         |
| College Career:     | 2, South Carolina State (12/29/23) |
| Free Throw Attempts |                                    |
| Season:             | 1, North Florida (12/1/24)         |
| College Career:     | 2, Two times (last, 12/29/23)      |
| Assists             |                                    |
| Season:             | 3, North Florida (12/1/24)         |
| College Career:     | Same                               |
| Steals              |                                    |
| Season:             | 2 North Florida (12/1/24)          |
| College Career:     | Same                               |
| Blocks              |                                    |
| Season:             | 2, North Florida (12/1/24)         |
| College Career:     | Same                               |
| Minutes Played      |                                    |
| Season:             | 16:03, North Florida (12/1/24)     |
| College Career:     | Same                               |



2024-25 HONORS

BRAXTON MEAH

SENIOR • CENTER • 7-1 • 265 • LAYTON, UTAH • WASHINGTON

- Washington transfer who provides rim protection and a defensive presence after starting for the Huskies for the last two seasons
- Battled foul trouble and played just 11 minutes at Michigan State
- Totaled five points, four boards and two assists in 14 minutes in the win over North Florida
- Finished with a season-high 12 points on 6-of-6 shooting and five boards in the win over South Dakota
- Grabbed six rebounds and added a steal while helping limit Ryan Kalkbrenner without a field goal in NU's 74-63 win over No. 14 Creighton
- Totaled three rebounds and a blocked shot in 21 minutes against Saint Mary's after missing the FDU game because of an injury
- Finished with nine points, four rebounds and a blocked shot against Bethune-Cookman
- Played in all 32 games in 2023-24 and averaged 5.3 points and 5.3 rebounds per game, as he paced the Huskies in field goal percentage (.770) and blocks (27)
- Totaled three double-doubles and had six games in double figures including a 19-point, eight-rebound, five-block effort against UCLA
- Played through the 2023-24 season with a wrist injury which eventually required off-season surgery
- Was named to the Pac-12 all-defensive team in 2022-23, as he ranked in the top 10 in the Pac-12 in both blocked shots (fifth) and rebounding (seventh) while averaging 8.8 points, 7.2 rebounds and 1.6 blocks per game
- Began his career at Fresno State, where he played in 52 games over his first two collegiate seasons
- Played for San Joaquin Memorial as a junior during the 2018-19 season for Coach Brad Roznovsky, averaging 11.3 points, 10.1 rebounds and 3.0 blocks per game en route to a 22-11 record and the Central Section Division II title
- Did not play as a senior because he started his high school eligibility clock by enrolling while still junior-high age, which is allowed in Utah
- Played his AAU ball with the Las Vegas Prospects and Coach Quincy Pondexter on the EYBL circuit

MISC. STATS

| Category          | 2024-25 | Career* |
|-------------------|---------|---------|
| 10+ Points        | 1       | 23      |
| 20+ Points        | 0       | 2       |
| 30+ Points        | 0       | 0       |
| 40+ Points        | 0       | 0       |
| Double-Doubles    | 0       | 6       |
| 10+ Rebounds      | 0       | 10      |
| 10+ Assists       | 0       | 0       |
| Led NU in Scoring | 0       | 0       |
| Led NU in Reb.    | 0       | 0       |
| Led NU in Assists | 0       | 0       |

\*-includes Washington and Fresno State

SEASON/CAREER HIGHS

|                            |                                |
|----------------------------|--------------------------------|
| <b>Points</b>              |                                |
| Season:                    | 12, South Dakota (11/27/24)    |
| College Career:            | 21, Stanford (1/12/23)         |
| <b>Rebounds</b>            |                                |
| Season:                    | 6, at Creighton (11/22/24)     |
| College Career:            | 14, Two times (last, 2/22/24)  |
| <b>Field Goals</b>         |                                |
| Season:                    | 6, South Dakota (11/27/24)     |
| College Career:            | 9, UCLA (1/1/23)               |
| <b>3-Point Field Goals</b> |                                |
| Season:                    | None                           |
| College Career:            | None                           |
| <b>Free Throws</b>         |                                |
| Season:                    | 1, Bethune-Cookman (11/9/24)   |
| College Career:            | 6, UC San Diego (11/28/23)     |
| <b>Free Throw Attempts</b> |                                |
| Season:                    | 3, UTRGV (11/4/24)             |
| College Career:            | 7, Three times (last, 2/22/24) |
| <b>Assists</b>             |                                |
| Season:                    | 2, Two times (last, 12/1/24)   |
| College Career:            | 3, Three times (last, 1/14/23) |
| <b>Steals</b>              |                                |
| Season:                    | None                           |
| College Career:            | 2, Five times (last, 2/17/24)  |
| <b>Blocks</b>              |                                |
| Season:                    | 1, Two times (last, 11/22/24)  |
| College Career:            | 6, Cal Poly (12/13/23)         |
| <b>Minutes Played</b>      |                                |
| Season:                    | 21:11, South Dakota (11/27/24) |
| College Career:            | 42:05, Arizona State (1/26/23) |

CAREER STATS

|                |        | Field Goals |           |         |      | 3-Point  |      | F-Throws |      | Rebounds |     |     |     |        |    |     |     | Scoring |     |     |  |
|----------------|--------|-------------|-----------|---------|------|----------|------|----------|------|----------|-----|-----|-----|--------|----|-----|-----|---------|-----|-----|--|
| SEASON         | TEAM   | GP-GS       | MIN/AVG   | FG-FGA  | FG%  | 3FG-3FGA | 3FG% | FT-FTA   | FT%  | OFF      | DEF | TOT | AVG | PF-FO  | A  | TO  | BLK | STL     | PTS | AVG |  |
| 2020-21        | Fresno | 23-0        | 219/9.5   | 26-40   | .650 | 0-0      | .000 | 12-29    | .414 | 26       | 26  | 52  | 2.3 | 34-1   | 2  | 8   | 11  | 4       | 64  | 2.8 |  |
| 2021-22        | Fresno | 32-0        | 258/8.1   | 29-37   | .784 | 0-0      | .000 | 13-29    | .448 | 17       | 53  | 70  | 2.2 | 40-0   | 2  | 23  | 13  | 2       | 71  | 2.2 |  |
| 2022-23        | UW     | 31-31       | 846/27.3  | 108-153 | .706 | 0-0      | .000 | 58-84    | .690 | 72       | 150 | 222 | 7.2 | 89-4   | 18 | 47  | 50  | 15      | 274 | 8.8 |  |
| 2023-24        | UW     | 32-16       | 541/16.9  | 67-87   | .770 | 0-0      | .000 | 34-69    | .493 | 44       | 127 | 171 | 5.3 | 77-5   | 10 | 34  | 27  | 7       | 168 | 5.3 |  |
| 2024-25        | Nebr   | 7-7         | 109/15.6  | 12-18   | .667 | 0-0      | .000 | 2-6      | .333 | 7        | 21  | 28  | 4.0 | 17-0   | 6  | 10  | 2   | 3       | 26  | 3.7 |  |
| TOTAL FOR Nebr |        | 7-7         | 109/15.6  | 12-18   | .667 | 0-0      | .000 | 2-6      | .333 | 7        | 21  | 28  | 4.0 | 17-0   | 6  | 10  | 2   | 3       | 26  | 3.7 |  |
| TOTAL          |        | 125-54      | 1973/15.8 | 242-335 | .722 | 0-0      | .000 | 119-217  | .548 | 166      | 377 | 543 | 4.3 | 257-10 | 38 | 122 | 103 | 31      | 603 | 4.8 |  |

2024-25 GAME BY GAME

| Opponent             | Date       | GS | MIN   | Total FG-FGA | PCT   | 3FG-3FGA | PCT  | Free throws FT-FTA | PCT   | Rebounds OFF DEF TOT AVG | PF          | A  | TO | BLK | STL | PTS | AVG    |
|----------------------|------------|----|-------|--------------|-------|----------|------|--------------------|-------|--------------------------|-------------|----|----|-----|-----|-----|--------|
| UTRGV                | 11/04/2024 | *  | 10:17 | 0-2          | .000  | 0-0      | .000 | 0-3                | .000  | 1 3 4 4.0                | 2           | 2  | 2  | 0   | 0   | 0   | 0.0    |
| Bethune-Cookman      | 11/09/2024 | *  | 20:14 | 4-6          | .667  | 0-0      | .000 | 1-1                | 1.000 | 1 3 4 4.0                | 2           | 1  | 2  | 1   | 0   | 9   | 4.5    |
| vs Saint Mary's (CA) | 11/17/2024 | *  | 20:34 | 0-1          | .000  | 0-0      | .000 | 0-0                | .000  | 2 1 3 3.7                | 1           | 0  | 3  | 1   | 0   | 0   | 3.0    |
| at Creighton         | 11/22/2024 | *  | 11:11 | 0-0          | .000  | 0-0      | .000 | 0-0                | .000  | 1 5 6 4.3                | 4           | 0  | 0  | 0   | 1   | 0   | 2.3    |
| South Dakota         | 11/27/2024 | *  | 21:11 | 6-6          | 1.000 | 0-0      | .000 | 0-0                | .000  | 1 4 5 4.4                | 2           | 1  | 0  | 0   | 1   | 12  | 4.2    |
| North Florida        | 12/01/2024 | *  | 14:45 | 2-2          | 1.000 | 0-0      | .000 | 1-2                | .500  | 0 4 4 4.3                | 2           | 2  | 2  | 0   | 0   | 5   | 4.3    |
| at Michigan St.      | 12/07/2024 | *  | 10:50 | 0-1          | .000  | 0-0      | .000 | 0-0                | .000  | 1 1 2 4.0                | 4           | 0  | 1  | 0   | 1   | 0   | 3.7    |
| Totals               |            |    | 7     | 109:02       | 12-18 | .667     | 0-0  | .000               | 2-6   | .333                     | 7 21 28 4.0 | 17 | 6  | 10  | 2   | 3   | 26 3.7 |

Player Averages

| Games Played | Minutes/ game | Points/ game | FG Pct | 3FG Pct | FT Pct | Rebounds/ game | Assists/ game | Turnovers/ game | Assist/Turnover ratio | Steals/ game | Blocks/ game |
|--------------|---------------|--------------|--------|---------|--------|----------------|---------------|-----------------|-----------------------|--------------|--------------|
| 7            | 15.6          | 3.7          | 66.7   | 0.0     | 33.3   | 4.0            | 0.9           | 1.4             | 0.6                   | 0.4          | 0.3          |



# HENRY BURT

SOPHOMORE • FORWARD • 6-7 • 222 • OMAHA, NEB. • ELKHORN SOUTH

- Third-year sophomore walk-on who provides depth in the frontcourt
- Played the final minute of the win over South Dakota and the final 2:06 of the win over North Florida
- Had a basket as he played the final 1:40 in the win over FDU
- Saw action in seven games in 2023-24, tallying two points and three rebounds in 10 minutes of work
- Scored his first career basket against Florida A&M and grabbed rebounds against Florida A&M, Stony Brook and Michigan
- Helped Elkhorn South to a 16-9 record and the school's first-ever Class A (largest class) state tournament appearance in 2022
- Honorable-mention Class A all-state pick after averaging 12.6 points and 6.1 rebounds per game

## 2024-25 HONORS

## MISC. STATS

| Category          | 2024-25 | Career |
|-------------------|---------|--------|
| 10+ Points        | 0       | 0      |
| 20+ Points        | 0       | 0      |
| 30+ Points        | 0       | 0      |
| 40+ Points        | 0       | 0      |
| Double-Doubles    | 0       | 0      |
| 10+ Rebounds      | 0       | 0      |
| 10+ Assists       | 0       | 0      |
| Led NU in Scoring | 0       | 0      |
| Led NU in Reb.    | 0       | 0      |
| Led NU in Assists | 0       | 0      |

## SEASON/CAREER HIGHS

|                            |                                |
|----------------------------|--------------------------------|
| <b>Points</b>              |                                |
| Season:                    | 2, FDU (11/13/24)              |
| College Career:            | 2, Two times (last, 11/13/24)  |
| <b>Rebounds</b>            |                                |
| Season:                    |                                |
| College Career:            | 1, Three times (last, 2/10/23) |
| <b>Field Goals</b>         |                                |
| Season:                    | 1, FDU (11/13/24)              |
| College Career:            | 1, Two times (last, 11/13/24)  |
| <b>3-Point Field Goals</b> |                                |
| Season:                    |                                |
| College Career:            | None                           |
| <b>Free Throws</b>         |                                |
| Season:                    |                                |
| College Career:            | None                           |
| <b>Free Throw Attempts</b> |                                |
| Season:                    |                                |
| College Career:            | 2, Florida A&M (11/9/23)       |
| <b>Assists</b>             |                                |
| Season:                    |                                |
| College Career:            | None                           |
| <b>Steals</b>              |                                |
| Season:                    |                                |
| College Career:            | None                           |
| <b>Blocks</b>              |                                |
| Season:                    |                                |
| College Career:            | None                           |
| <b>Minutes Played</b>      |                                |
| Season:                    | 1:40, FDU (11/13/24)           |
| College Career:            | 2:37, Lindenwood (11/6/23)     |

## CAREER STATS

|         |      |       | Field Goals |        |      | 3-Point  |      | F-Throws |      | Rebounds |     |     |     |       |   |    |     | Scoring |     |     |
|---------|------|-------|-------------|--------|------|----------|------|----------|------|----------|-----|-----|-----|-------|---|----|-----|---------|-----|-----|
| SEASON  | TEAM | GP-GS | MIN/AVG     | FG-FGA | FG%  | 3FG-3FGA | 3FG% | FT-FTA   | FT%  | OFF      | DEF | TOT | AVG | PF-FO | A | TO | BLK | STL     | PTS | AVG |
| 2023-24 | Nebr | 7-0   | 10/1.4      | 1-2    | .500 | 0-1      | .000 | 0-2      | .000 | 0        | 3   | 3   | 0.4 | 1-0   | 0 | 0  | 0   | 0       | 2   | 0.3 |
| 2024-25 | Nebr | 3-0   | 5/1.6       | 1-3    | .333 | 0-1      | .000 | 0-0      | .000 | 0        | 0   | 0   | 0.0 | 1-0   | 0 | 0  | 0   | 0       | 2   | 0.7 |
| TOTAL   |      | 10-0  | 14/1.4      | 2-5    | .400 | 0-2      | .000 | 0-2      | .000 | 0        | 3   | 3   | 0.3 | 2-0   | 0 | 0  | 0   | 0       | 4   | 0.4 |

## 2024-25 GAME BY GAME

| Opponent      | Date       | GS | MIN   | Total  |      | 3-Pointers |      | Free throws |      | Rebounds |     |     |     | PF | A | TO | BLK | STL | PTS | AVG |
|---------------|------------|----|-------|--------|------|------------|------|-------------|------|----------|-----|-----|-----|----|---|----|-----|-----|-----|-----|
|               |            |    |       | FG-FGA | PCT  | 3FG-3FGA   | PCT  | FT-FTA      | PCT  | OFF      | DEF | TOT | AVG |    |   |    |     |     |     |     |
| FDU           | 11/13/2024 |    | 01:40 | 1-2    | .500 | 0-1        | .000 | 0-0         | .000 | 0        | 0   | 0   | 0.0 | 0  | 0 | 0  | 0   | 0   | 2   | 2.0 |
| South Dakota  | 11/27/2024 |    | 00:56 | 0-0    | .000 | 0-0        | .000 | 0-0         | .000 | 0        | 0   | 0   | 0.0 | 0  | 0 | 0  | 0   | 0   | 0   | 1.0 |
| North Florida | 12/01/2024 |    | 02:03 | 0-1    | .000 | 0-0        | .000 | 0-0         | .000 | 0        | 0   | 0   | 0.0 | 1  | 0 | 0  | 0   | 0   | 0   | 0.7 |
| Totals        |            | 0  | 04:39 | 1-3    | .333 | 0-1        | .000 | 0-0         | .000 | 0        | 0   | 0   | 0.0 | 1  | 0 | 0  | 0   | 0   | 2   | 0.7 |

## Player Averages

| Games Played | Minutes/ game | Points/ game | FG Pct | 3FG Pct | FT Pct | Rebounds/ game | Assists/ game | Turnovers/ game | Assist/Turnover ratio | Steals/ game | Blocks/ game |
|--------------|---------------|--------------|--------|---------|--------|----------------|---------------|-----------------|-----------------------|--------------|--------------|
| 3            | 1.6           | 0.7          | 33.3   | 0.0     | 0.0    | 0.0            | 0.0           | 0.0             | 0.0                   | 0.0          | 0.0          |





2024-25 HONORS

RIENK MAST

SENIOR • FORWARD • 6-10 • 260 • GRONINGEN, NETHERLANDS • BRADLEY

- All-Big Ten performer who will miss the 2024-25 season after knee surgery in May of 2024
- Was a third-team All-Big Ten honoree by the coaches, as he averaged 12.3 ppg, 7.5 rpg and 3.0 apg, leading NU in rebounding and assists
- Reached double figures 20 times in 2023-24, including a career-high 34 points vs. Ohio State, including six 3-pointers, along with 10 rebounds
- Totaled six double-doubles, which was the most by a Husker since 2007-08
- Spent the summer of 2023 playing for the Netherlands National Team as they tried to qualify for the 2024 Olympics. He averaged 6.0 points, 6.0 rebounds and 1.3 assists in the 2023 FIBA Olympic Pre-Qualifying Tournament and was second on the team in rebounds per game
- Played three seasons at Bradley, totaling 1,001 points and 657 rebounds after missing the 2019-20 season because of injury
- Earned first-team All-Missouri Valley Conference honors in 2022-23, leading Bradley in scoring (13.8 ppg) and rebounding (8.0 rpg) while shooting 51 percent from the floor and 35 percent from 3-point range.
- Graduated from Bradley with a degree in physics in May of 2023 and is working on a master's degree in applied science

MISC. STATS

| Category          | 2024-25 | Career* |
|-------------------|---------|---------|
| 10+ Points        | 0       | 76      |
| 20+ Points        | 0       | 12      |
| 30+ Points        | 0       | 2       |
| 40+ Points        | 0       | 0       |
| Double-Doubles    | 0       | 26      |
| 10+ Rebounds      | 0       | 30      |
| 10+ Assists       | 0       | 0       |
| Led NU in Scoring | 0       | 6       |
| Led NU in Reb.    | 0       | 15      |
| Led NU in Assists | 0       | 6       |

\*Includes Bradley

CAREER STATS

|                |      |         |           | Field Goals |      | 3-Point  |      | F-Throws |      | Rebounds |     |     |         |       |     |     |     | Scoring |      |      |
|----------------|------|---------|-----------|-------------|------|----------|------|----------|------|----------|-----|-----|---------|-------|-----|-----|-----|---------|------|------|
| SEASON         | TEAM | GP-GS   | MIN/AVG   | FG-FGA      | FG%  | 3FG-3FGA | 3FG% | FT-FTA   | FT%  | OFF      | DEF | TOT | TOT AVG | PF-FO | A   | TO  | BLK | STL     | PTS  | AVG  |
| 2020-21        | BRAD | 28-19   | 657/23.4  | 93-192      | .484 | 33-92    | .359 | 21-29    | .724 | 46       | 118 | 164 | 5.9     | 43-0  | 37  | 33  | 13  | 8       | 240  | 8.6  |
| 2021-22        | BRAD | 31-31   | 852/27.5  | 138-290     | .476 | 27-95    | .284 | 57-82    | .695 | 81       | 180 | 261 | 8.4     | 54-0  | 44  | 49  | 29  | 17      | 360  | 11.6 |
| 2022-23        | BRAD | 29-29   | 834/28.8  | 162-313     | .518 | 24-68    | .353 | 53-72    | .736 | 64       | 168 | 232 | 8.0     | 62-0  | 70  | 52  | 15  | 18      | 401  | 13.8 |
| 2023-24        | Nebr | 32-32   | 951/29.7  | 148-342     | .433 | 42-122   | .344 | 57-68    | .838 | 61       | 180 | 241 | 7.5     | 63-1  | 95  | 58  | 16  | 13      | 395  | 12.3 |
| TOTAL FOR Nebr |      | 32-32   | 951/29.7  | 148-342     | .433 | 42-122   | .344 | 57-68    | .838 | 61       | 180 | 241 | 7.5     | 63-1  | 95  | 58  | 16  | 13      | 395  | 12.3 |
| TOTAL          |      | 120-111 | 3294/27.5 | 541-1137    | .476 | 126-377  | .334 | 188-251  | .749 | 252      | 646 | 898 | 7.5     | 222-1 | 246 | 192 | 73  | 56      | 1396 | 11.6 |

2024-25 GAME BY GAME

SEASON/CAREER HIGHS

|                     |                                |
|---------------------|--------------------------------|
| Points              |                                |
| Season:             |                                |
| College Career:     | 34, Ohio State (1/23/24)       |
| Rebounds            |                                |
| Season:             |                                |
| College Career:     | 16, Florida A&M (11/9/23)      |
| Field Goals         |                                |
| Season:             |                                |
| College Career:     | 13, Ohio State (1/23/24)       |
| 3-Point Field Goals |                                |
| Season:             |                                |
| College Career:     | 6, Ohio State (1/23/24)        |
| Free Throws         |                                |
| Season:             |                                |
| College Career:     | 7, Two times (last, 12/17/22)  |
| Free Throw Attempts |                                |
| Season:             |                                |
| College Career:     | 9, Two times (last, 12/17/22)  |
| Assists             |                                |
| Season:             |                                |
| College Career:     | 8, Michigan (2/10/24)          |
| Steals              |                                |
| Season:             |                                |
| College Career:     | 3, Two times (last, 12/22/22)  |
| Blocks              |                                |
| Season:             |                                |
| College Career:     | 3, Two times (last, 3/3/23)    |
| Minutes Played      |                                |
| Season:             |                                |
| College Career:     | 38, Three times (last, 2/1/24) |

## 2024-25 BOXSCORES

## NEBRASKA 87, UTRGV 67



Official Basketball Box Score - Final  
UTRGV at Nebraska  
11/04/24 Pinnacle Bank Arena, Lincoln  
2024-25 Men's Basketball

Game Time: 7:01 PM  
Game Duration: 2:06  
Attendance: 14,305

Officials: Kelly Pfeifer, Chad Barlow, Jourdan Love

## UTRGV - 67

## Record: 0-1

| NO.    | Name               | Min     | FG    | 3P    | FT  | Rebounds | Fouls | TP | AS | TO | ST | Blocks | BS | BA |     |    |     |     |
|--------|--------------------|---------|-------|-------|-----|----------|-------|----|----|----|----|--------|----|----|-----|----|-----|-----|
|        |                    |         |       |       |     | OR       | TR    | OT |    |    |    |        |    | +/ |     |    |     |     |
| 3      | Dekedran Thom      | F 25:41 | 4-10  | 3-7   | 0-0 | 0        | 3     | 3  | 4  | 11 | 1  | 4      | 0  | 0  | -11 |    |     |     |
| 33     | Tommy Gankhyag     | C 19:06 | 4-5   | 3-4   | 0-1 | 1        | 2     | 3  | 4  | 1  | 11 | 1      | 3  | 0  | 0   | -8 |     |     |
| 10     | Cliff Davis        | G 30:11 | 4-12  | 4-10  | 0-0 | 2        | 5     | 7  | 3  | 0  | 12 | 0      | 1  | 0  | 0   | 1  | -8  |     |
| 14     | Hasan Abdul Hakim  | G 28:55 | 2-7   | 0-4   | 0-0 | 1        | 6     | 7  | 3  | 2  | 4  | 6      | 1  | 2  | 0   | 0  | -18 |     |
| 25     | Trey Miller        | G 22:27 | 2-6   | 0-3   | 2-2 | 1        | 1     | 2  | 4  | 3  | 6  | 1      | 7  | 0  | 0   | 0  | -26 |     |
| 4      | K.T. Raimey        | 27:47   | 5-13  | 2-8   | 2-2 | 0        | 1     | 1  | 0  | 4  | 14 | 0      | 1  | 1  | 0   | 0  | -7  |     |
| 5      | Howie Fleming Jr.  | 15:39   | 2-4   | 1-2   | 2-4 | 1        | 1     | 1  | 2  | 3  | 7  | 2      | 2  | 0  | 0   | 0  | -8  |     |
| 12     | Kwo Agwa           | 05:32   | 0-0   | 0-0   | 0   | 1        | 1     | 4  | 0  | 0  | 0  | 0      | 0  | 0  | 0   | 0  | -5  |     |
| 23     | Isaiah Barganier   | 03:21   | 0-2   | 0-0   | 0-0 | 0        | 0     | 0  | 1  | 0  | 0  | 0      | 0  | 1  | 0   | 0  | -3  |     |
| 21     | Marshall Destremau | 10:45   | 0-0   | 0-0   | 0   | 2        | 2     | 4  | 2  | 1  | 0  | 0      | 1  | 0  | 0   | 0  | 0   |     |
| 2      | Jaylen Washington  | 10:37   | 1-3   | 0-1   | 0-0 | 0        | 1     | 1  | 0  | 0  | 2  | 0      | 0  | 0  | 0   | 0  | -6  |     |
| Team   |                    |         |       |       |     | 1        | 1     | 2  | 0  | 0  | 0  | 0      | 0  | 0  | 0   | 0  | 0   |     |
| Totals |                    |         | 24-62 | 13-41 | 6-9 | 9        | 23    | 32 | 27 | 15 | 67 | 11     | 20 | 4  | 0   | 2  | 0   | -20 |

Technical Fouls: NONE

| Shooting By Period  |       |       |
|---------------------|-------|-------|
| 1 <sup>st</sup> FG% | 11-30 | 36.7% |
| 3PT%                | 8-25  | 32.0% |
| FT%                 | 6-9   | 66.7% |
| 2 <sup>nd</sup> FG% | 13-32 | 40.6% |
| 3PT%                | 5-16  | 31.3% |
| FT%                 | 0-0   | 0%    |
| GMFG%               | 24-62 | 38.7% |
| 3PT%                | 13-41 | 31.7% |
| FT%                 | 6-9   | 66.7% |

Dead Ball Rebounds: 1, 0

## Nebraska - 87

## Record: 1-0

| NO.    | Name             | Min     | FG    | 3P   | FT    | Rebounds | Fouls | TP | AS | TO | ST | Blocks | BS | BA | +/ |    |  |
|--------|------------------|---------|-------|------|-------|----------|-------|----|----|----|----|--------|----|----|----|----|--|
|        |                  |         |       |      |       | OR       | DR    | OT |    |    |    |        |    |    |    |    |  |
| 4      | Juwan Gary       | F 25:22 | 2-8   | 1-4  | 4-4   | 2        | 2     | 4  | 2  | 2  | 9  | 0      | 2  | 1  | 0  | 26 |  |
| 9      | Berke Buyukuncel | F 26:35 | 3-4   | 0-0  | 0-0   | 1        | 5     | 6  | 3  | 1  | 6  | 2      | 1  | 2  | 0  | 21 |  |
| 34     | Braxton Meah     | C 10:17 | 0-2   | 0-0  | 0-3   | 1        | 3     | 4  | 2  | 3  | 0  | 2      | 2  | 0  | 0  | 5  |  |
| 3      | Brice Williams   | G 27:47 | 8-18  | 1-6  | 10-11 | 1        | 4     | 5  | 0  | 6  | 27 | 0      | 2  | 0  | 0  | 8  |  |
| 24     | Rollie Worster   | G 29:25 | 6-7   | 1-1  | 5-9   | 2        | 7     | 9  | 1  | 9  | 18 | 3      | 3  | 4  | 1  | 21 |  |
| 23     | Andrew Morgan    | 20:22   | 3-6   | 0-0  | 4-6   | 2        | 3     | 5  | 3  | 4  | 10 | 0      | 0  | 0  | 0  | 6  |  |
| 0      | Connor Essegian  | 23:16   | 4-5   | 3-4  | 2-2   | 0        | 4     | 4  | 1  | 12 | 3  | 2      | 2  | 1  | 0  | 15 |  |
| 2      | Ahron Ulis       | 10:35   | 0-1   | 0-1  | 0-0   | 1        | 1     | 2  | 1  | 0  | 0  | 2      | 0  | 1  | 0  | -1 |  |
| 12     | Gavin Griffiths  | 13:59   | 2-5   | 0-3  | 0-0   | 1        | 2     | 3  | 1  | 0  | 4  | 0      | 0  | 0  | 1  | 4  |  |
| 1      | Sam Holberg      | 12:23   | 0-1   | 0-0  | 0-0   | 0        | 0     | 0  | 1  | 0  | 0  | 1      | 0  | 0  | 0  | -5 |  |
| Team   |                  |         |       |      |       | 0        | 0     | 0  |    | 0  | 0  |        |    |    |    |    |  |
| Totals |                  |         | 28-57 | 6-19 | 25-35 | 11       | 31    | 42 | 15 | 27 | 87 | 11     | 13 | 9  | 2  | 20 |  |

Technical Fouls: NONE

| Shooting By Period  |       |       |
|---------------------|-------|-------|
| 1 <sup>st</sup> FG% | 12-23 | 52.2% |
| 3PT%                | 2-7   | 28.6% |
| FT%                 | 16-23 | 69.6% |
| 2 <sup>nd</sup> FG% | 16-34 | 47.1% |
| 3PT%                | 4-12  | 33.3% |
| FT%                 | 9-12  | 75%   |
| GMFG%               | 28-57 | 49.1% |
| 3PT%                | 6-19  | 31.6% |
| FT%                 | 25-35 | 71.4% |

Dead Ball Rebounds: 5, 0

| UTRGV            |                          | NEB                       |
|------------------|--------------------------|---------------------------|
| Biggest lead     | 2 (1 <sup>st</sup> 9:30) | 20 (2 <sup>nd</sup> 0:18) |
| Best Scoring Run | 7 (2 <sup>nd</sup> 9:14) | 12 (2 <sup>nd</sup> 2:40) |
| Lead Changes     | 10                       |                           |
| Times Tied       | 5                        |                           |
| Time with Lead   | 03:21                    | 33:20                     |

| Points from   | UTRGV | NEB |
|---------------|-------|-----|
| Turnovers     | 11    | 26  |
| Paint         | 18    | 40  |
| Second Chance | 15    | 10  |
| Fast Breaks   | 0     | 9   |
| Bench         | 23    | 27  |

| Period by Period Scoring |     |     |     |
|--------------------------|-----|-----|-----|
|                          | 1st | 2nd | TOT |
| UTRGV                    | 36  | 31  | 67  |
| NEB                      | 42  | 45  | 87  |

## NEBRASKA 63, BETHUNE-COOKMAN 58



Official Basketball Box Score - Final  
Bethune-Cookman at Nebraska  
11/09/24 Pinnacle Bank Arena, Lincoln  
2024-25 Men's Basketball

Game Time: 7:01 PM  
Game Duration: 2:05  
Attendance: 15,138

Officials: Jeffrey Anderson, Amy Bonner, Scott Brown

## Bethune-Cookman - 58

## Record: 0-2

| Bethune-Cookman - 58 |                        |         |       |     |     |      |          |       |    |    |    |    | Record: 62-2 |     |    |     |    |
|----------------------|------------------------|---------|-------|-----|-----|------|----------|-------|----|----|----|----|--------------|-----|----|-----|----|
| NO.                  | Name                   | Min     | FG    |     | 3P  | FT   | Rebounds | Fouls | TP | AS | TO | ST | Blocks       | +/- |    |     |    |
|                      |                        |         | MA    | MA  |     |      |          |       |    |    |    |    |              |     |    |     |    |
| 12                   | Jesus Carralero Martin | F 34:21 | 4-9   | 1-5 | 0-0 | 0    | 4        | 4     | 2  | 9  | 4  | 5  | 2            | 2   | 0  | -8  |    |
| 15                   | Reggie Ward Jr.        | F 25:14 | 2-5   | 1-1 | 4-5 | 2    | 5        | 7     | 3  | 9  | 0  | 3  | 0            | 1   | 1  | 4   |    |
| 22                   | Daniel Rouzan          | F 15:34 | 2-5   | 0-1 | 0-0 | 0    | 2        | 2     | 2  | 4  | 0  | 0  | 0            | 0   | 0  | -10 |    |
| 2                    | Brayon Freeman         | G 22:47 | 3-11  | 2-6 | 0-0 | 0    | 3        | 3     | 1  | 1  | 8  | 0  | 3            | 2   | 0  | 1   | -9 |
| 5                    | Glenn Hunt             | G 35:32 | 4-8   | 2-4 | 0-0 | 3    | 6        | 3     | 3  | 3  | 10 | 4  | 6            | 0   | 0  | -3  |    |
| 33                   | David Onanina          | 16:12   | 2-5   | 0-0 | 1-2 | 0    | 4        | 4     | 0  | 5  | 0  | 1  | 0            | 2   | 0  | 6   |    |
| 21                   | Jarrell Love           | 03:51   | 0-1   | 0-0 | 0-0 | 1    | 0        | 1     | 1  | 1  | 0  | 0  | 2            | 0   | 0  | -7  |    |
| 32                   | Jerome Beya            | 04:19   | 0-1   | 0-0 | 0-0 | 0    | 0        | 0     | 0  | 2  | 0  | 0  | 0            | 0   | 0  | -4  |    |
| 1                    | Trey Thomas            | 24:34   | 3-12  | 2-5 | 0-0 | 0    | 2        | 2     | 1  | 2  | 8  | 0  | 2            | 1   | 0  | 1   | 0  |
| 3                    | Seneca Willoughby      | 04:28   | 0-0   | 0-0 | 0-0 | 1    | 0        | 1     | 0  | 0  | 0  | 0  | 0            | 0   | 0  | -2  |    |
| 10                   | Kali Camara            | 13:08   | 2-5   | 1-4 | 0-0 | 4    | 3        | 7     | 2  | 2  | 5  | 1  | 0            | 0   | 0  | 8   |    |
| Team                 |                        |         |       |     |     | 1    | 1        | 2     | 0  | 0  | 0  | 0  | 0            | 0   | 0  | 0   |    |
| Totals               |                        |         | 22-62 |     |     | 9-26 | 5-7      | 12    | 27 | 39 | 23 | 13 | 58           | 11  | 22 | 5   | -5 |

Technical Fouls: NONE

| Shooting By Period  |       |       |
|---------------------|-------|-------|
| 1 <sup>st</sup> FG% | 10-28 | 35.7% |
| 3PT%                | 4-10  | 40.0% |
| FT%                 | 0     | 0%    |
| 2 <sup>nd</sup> FG% | 12-34 | 35.3% |
| 3PT%                | 5-16  | 31.3% |
| FT%                 | 5-7   | 71.4% |
| GMFG%               | 22-62 | 35.5% |
| 3PT%                | 9-26  | 34.6% |
| FT%                 | 5-7   | 71.4% |

Dead Ball Rebounds: 2, 0

## Nebraska - 63

## Record: 2-0

| Nebraska - 63 |                  |         | Record: 2-0 |           |           |                       |                |    |    |    |    |                 |   |  |  |  |
|---------------|------------------|---------|-------------|-----------|-----------|-----------------------|----------------|----|----|----|----|-----------------|---|--|--|--|
| NO.           | Name             | Min     | FG<br>M-A   | 3P<br>M-A | FT<br>M-A | Rebounds<br>OR TR TOT | Fouls<br>PF FO | TP | AS | TO | ST | Blocks<br>BS BA | + |  |  |  |
| 4             | Juwan Gary       | F 31:19 | 4-10        | 0-1       | 3-4       | 2 7 9                 | 0 2            | 11 | 1  | 1  | 5  | 0               | 0 |  |  |  |
| 9             | Berke Buyukuncel | F 25:31 | 2-6         | 0-3       | 2-2       | 2 5 7                 | 0 3            | 6  | 0  | 1  | 0  | 2               | 0 |  |  |  |
| 34            | Braxton Meah     | C 20:14 | 4-6         | 0-0       | 1-1       | 1 3 4                 | 2 2            | 9  | 1  | 2  | 0  | 1               | 1 |  |  |  |
| 3             | Brice Williams   | G 25:54 | 2-6         | 2-4       | 4-5       | 1 2 3                 | 3 6            | 10 | 2  | 6  | 1  | 0               | 0 |  |  |  |
| 24            | Rollie Worster   | G 23:19 | 1-5         | 1-3       | 2-2       | 1 0 1                 | 0 1            | 5  | 2  | 5  | 2  | 0               | 1 |  |  |  |
| 0             | Connor Essegian  | 14:11   | 2-6         | 0-3       | 4-4       | 1 1 2                 | 1 3            | 8  | 0  | 1  | 0  | 0               | 1 |  |  |  |
| 2             | Ahron Ulis       | 16:41   | 1-5         | 0-3       | 3-4       | 3 2 5                 | 2 2            | 5  | 1  | 0  | 0  | 0               | 0 |  |  |  |
| 23            | Andrew Morgan    | 11:15   | 2-4         | 0-0       | 2-3       | 0 3 3                 | 2 3            | 6  | 0  | 2  | 0  | 1               | 1 |  |  |  |
| 12            | Gavin Griffiths  | 13:12   | 1-2         | 1-2       | 0-0       | 2 2 3                 | 0 3            | 3  | 3  | 0  | 0  | 0               | 8 |  |  |  |
| 1             | Sam Holberg      | 18:24   | 0-5         | 0-3       | 0-1       | 0 2 2                 | 1 1            | 0  | 1  | 0  | 3  | 0               | 1 |  |  |  |
| Team          |                  |         |             |           |           | 2 1 3                 |                | 0  | 0  |    |    |                 |   |  |  |  |

Technical Fouls: Ulis 2<sup>nd</sup> 10:21

| BEC              |                           | NEB                        |
|------------------|---------------------------|----------------------------|
| Biggest lead     | 6 (1 <sup>st</sup> 14:54) | 16 (2 <sup>nd</sup> 13:55) |
| Best Scoring Run | 8 (2 <sup>nd</sup> 10:21) | 9 (2 <sup>nd</sup> 13:55)  |
| Lead Changes     | 2                         |                            |
| Times Tied       | 2                         |                            |
| Time with Lead   | 08:34                     | 26:17                      |

| Points from   | BEC | NEB |
|---------------|-----|-----|
| Turnovers     | 12  | 21  |
| Paint         | 24  | 30  |
| Second Chance | 8   | 11  |
| Fast Breaks   | 4   | 19  |
| Bench         | 18  | 22  |

## NEBRASKA 86, FDU 60



Official Basketball Box Score - Final  
FDU at Nebraska  
11/13/24 Pinnacle Bank Arena, Lincoln, Neb.  
2024-25 Men's Basketball

Game Time: 7:01 PM  
Game Duration: 1:57  
Attendance: 14,473

Officials: Earl Walton, Michael Irving, Rob Kueneman

## FDU - 60

## Record: 1-3

| NO.    | Name              | Min     | FG    | 3P   | FT   | Rebounds | Fouls | TP | AS | TO | ST | Blocks | BS | BA | +/ |     |
|--------|-------------------|---------|-------|------|------|----------|-------|----|----|----|----|--------|----|----|----|-----|
| 7      | Bismark Nsiah     | F 22:41 | 1-2   | 0-0  | 0-1  | 0        | 2     | 2  | 3  | 1  | 2  | 1      | 2  | 0  | 0  | -10 |
| 13     | Jo'el Emanuel     | F 29:45 | 4-10  | 0-5  | 2-2  | 0        | 4     | 4  | 3  | 1  | 10 | 4      | 0  | 0  | 0  | -15 |
| 2      | Terrence Brown    | G 35:55 | 9-18  | 2-4  | 3-4  | 0        | 8     | 2  | 6  | 23 | 1  | 4      | 3  | 0  | 2  | -20 |
| 8      | Ahmed Barba-Bey   | G 26:34 | 3-8   | 3-4  | 1-2  | 0        | 2     | 8  | 3  | 4  | 10 | 3      | 1  | 0  | 0  | -27 |
| 20     | Dylan Jones       | G 32:19 | 4-11  | 2-8  | 0-0  | 2        | 1     | 3  | 0  | 0  | 10 | 1      | 2  | 0  | 1  | -21 |
| 24     | Brayden Reynolds  | 19:45   | 1-3   | 0-1  | 0-0  | 2        | 3     | 5  | 3  | 1  | 2  | 1      | 4  | 1  | 2  | -8  |
| 12     | Cameron Tweedy    | 15:43   | 1-4   | 0-0  | 1-2  | 1        | 3     | 3  | 2  | 3  | 1  | 1      | 2  | 0  | 3  | -2  |
| 35     | Jacob Warren      | 05:10   | 0-0   | 0-0  | 0-0  | 0        | 0     | 0  | 1  | 0  | 0  | 0      | 0  | 0  | 0  | -15 |
| 1      | Jameel Morris     | 07:00   | 0-1   | 0-1  | 0-0  | 0        | 0     | 0  | 1  | 0  | 0  | 0      | 1  | 0  | 0  | -6  |
| 15     | Josiah Francis    | 03:10   | 0-0   | 0-0  | 0-0  | 0        | 1     | 1  | 2  | 0  | 0  | 0      | 1  | 0  | 0  | -3  |
| 5      | Chidube Elwommadu | 01:58   | 0-0   | 0-0  | 0-0  | 0        | 0     | 0  | 0  | 0  | 0  | 0      | 0  | 0  | 0  | -3  |
| Team   |                   |         |       |      |      | 1        | 2     | 3  | 0  | 0  | 1  | 0      | 0  | 0  | 0  | 0   |
| Totals |                   |         | 23-57 | 7-23 | 7-11 | 7        | 24    | 31 | 21 | 15 | 60 | 12     | 17 | 6  | 3  | -26 |

Technical Fouls: NONE

| Shooting By Period |       |       |
|--------------------|-------|-------|
| 1st FG%            | 9-24  | 37.5% |
| 3PT%               | 3-10  | 30.0% |
| FT%                | 4-7   | 57.1% |
| 2nd FG%            | 14-33 | 42.4% |
| 3PT%               | 4-13  | 30.8% |
| FT%                | 3-4   | 75%   |
| 3rd FG%            | 23-57 | 40.4% |
| 3PT%               | 7-23  | 30.4% |
| FT%                | 7-11  | 63.6% |

2024-25 BOXSCORES

NEBRASKA 74, NO. 14 CREIGHTON 63



Official Basketball Box Score - Final  
Nebraska at #14 Creighton  
11/29/24 CHI Health Center Omaha, Omaha  
2024-25 Creighton Men's Basketball

Game Time: 7:01 PM  
Game Duration: 2:11  
Attendance: 18,475

Officials: Pat Driscoll, James Breeding, Keith Kimble

| Record: 4-1         |         |           |           |           |                       |                |    |    |    |    |                 |     |
|---------------------|---------|-----------|-----------|-----------|-----------------------|----------------|----|----|----|----|-----------------|-----|
| NO. Name            | Min     | FG<br>M-A | 3P<br>M-A | FT<br>M-A | Rebounds<br>OR DR TOT | Fouls<br>PF FO | TP | AS | TO | ST | Blocks<br>BS BA | +/- |
| 4 Juwan Gary        | F 33:43 | 6-13      | 2-5       | 2-2       | 2 5 7                 | 4 1 16         | 1  | 0  | 2  | 0  | 0               | 11  |
| 9 Berke Buyuktuncel | F 22:26 | 4-7       | 1-3       | 3-4       | 1 8 9                 | 4 3 12         | 2  | 2  | 0  | 0  | 0               | 8   |
| 34 Braxton Meah     | C 11:11 | 0-0       | 0-0       | 0-0       | 1 5 6                 | 4 1 0          | 0  | 0  | 1  | 0  | 0               | 9   |
| 3 Brice Williams    | G 31:25 | 4-12      | 0-1       | 8-8       | 0 2 2                 | 1 5 16         | 0  | 1  | 1  | 0  | 0               | 1   |
| 24 Rolie Worster    | G 30:20 | 4-11      | 0-2       | 3-4       | 1 3 4                 | 4 2 11         | 2  | 1  | 2  | 0  | 2               | 4   |
| 23 Andrew Morgan    | 18:36   | 1-3       | 0-1       | 0-2       | 2 2 4                 | 2 2 2          | 3  | 1  | 1  | 0  | 0               | 1   |
| 0 Connor Essegian   | 21:20   | 4-6       | 1-2       | 6-9       | 0 2 2                 | 0 4 15         | 0  | 0  | 0  | 0  | 0               | 1   |
| 2 Ahron Ulis        | 11:08   | 1-3       | 0-1       | 0-1       | 0 0 0                 | 0 1 1          | 2  | 0  | 1  | 1  | 0               | 0   |
| 1 Sam Hoberg        | 14:53   | 0-1       | 0-0       | 0-0       | 0 2 2                 | 3 0 0          | 0  | 0  | 0  | 0  | 1               | 0   |
| 12 Gavin Griffiths  | 03:52   | 0-1       | 0-0       | 0-0       | 0 1 1                 | 0 0 0          | 0  | 0  | 1  | 0  | 0               | 0   |
| 31 Cale Jacobsen    | 01:06   | 0-0       | 0-0       | 0-0       | 0 0 0                 | 0 0 0          | 0  | 0  | 0  | 0  | 0               | 0   |
| Team                |         |           |           |           | 0 0 0                 | 0 0 0          |    |    |    |    |                 |     |
| Totals              |         | 24-57     | 4-16      | 22-30     | 7 30 37               | 22 19 74       | 8  | 7  | 10 | 1  | 3               | 11  |

Technical Fouls: NONE

| Record: 4-1         |         |           |           |           |                       |                |    |    |    |    |                 |     |
|---------------------|---------|-----------|-----------|-----------|-----------------------|----------------|----|----|----|----|-----------------|-----|
| NO. Name            | Min     | FG<br>M-A | 3P<br>M-A | FT<br>M-A | Rebounds<br>OR DR TOT | Fouls<br>PF FO | TP | AS | TO | ST | Blocks<br>BS BA | +/- |
| 41 Isaac Traudt     | F 14:50 | 0-2       | 0-0       | 0-0       | 0 3 3                 | 0 0 0          | 0  | 0  | 1  | 0  | 0               | -12 |
| 11 Ryan Kalkbrenner | C 38:37 | 0-1       | 0-1       | 4-8       | 5 6 11                | 4 10 4         | 2  | 1  | 0  | 1  | 0               | -8  |
| 1 Steven Ashworth   | G 35:28 | 4-13      | 4-13      | 4-4       | 0 0 1                 | 2 4 16         | 4  | 7  | 0  | 0  | 0               | -10 |
| 2 Pop Isaacs        | G 34:30 | 7-18      | 5-12      | 6-8       | 0 7 7                 | 4 4 25         | 1  | 3  | 1  | 0  | 0               | -10 |
| 8 Kamiya Neal       | G 35:16 | 4-8       | 1-4       | 1-1       | 0 4 4                 | 2 1 10         | 4  | 2  | 2  | 1  | 0               | -9  |
| 23 Mason Miller     | 14:33   | 0-3       | 0-3       | 0-0       | 2 2 2                 | 4 0 0          | 0  | 1  | 2  | 0  | 0               | 3   |
| 13 Jackson McAndrew | 17:10   | 2-6       | 2-6       | 2-0       | 0 5 5                 | 2 1 8          | 0  | 0  | 0  | 0  | 1               | 0   |
| 33 Fredrick King    | 01:23   | 0-0       | 0-0       | 0-0       | 0 1 1                 | 1 0 0          | 0  | 0  | 0  | 0  | 0               | -3  |
| 0 Jaseen Green      | 07:01   | 0-0       | 0-0       | 0-0       | 0 0 0                 | 0 2 0          | 0  | 0  | 0  | 1  | 0               | -3  |
| 9 Ty Davis          | 00:40   | 0-1       | 0-1       | 0-0       | 0 0 0                 | 0 0 0          | 0  | 0  | 0  | 0  | 0               | -2  |
| 12 Shane Thomas     | 00:32   | 0-0       | 0-0       | 0-0       | 0 0 0                 | 0 0 0          | 0  | 0  | 0  | 0  | 0               | -3  |
| Team                |         |           |           |           | 1 2 3                 | 0 0 0          |    |    |    |    |                 |     |
| Totals              |         | 17-52     | 12-42     | 17-23     | 8 29 37               | 19 22 63       | 12 | 17 | 4  | 3  | 1               | -11 |

Technical Fouls: NONE

|                  | NEB                       | CU                        | Points from   |    | NEB | CU  | Period by Period Scoring |     |     |    |
|------------------|---------------------------|---------------------------|---------------|----|-----|-----|--------------------------|-----|-----|----|
| Biggest lead     | 18 (1 <sup>st</sup> 2:53) | 0 (1 <sup>st</sup> 20:00) | Turnovers     | 22 | 7   |     | 1st                      | 2nd | TOT |    |
| Best Scoring Run | 11 (1 <sup>st</sup> 2:53) | 6 (1 <sup>st</sup> 1:32)  | Paint         | 28 | 10  | NEB | 35                       | 39  | 74  |    |
| Lead Changes     | 0                         |                           | Second Chance | 9  | 3   |     | CU                       | 24  | 39  | 63 |
| Times Tied       | 1                         |                           | Fast Breaks   | 4  | 12  |     |                          |     |     |    |
| Time with Lead   | 38:11                     | 00:00                     | Bench         | 19 | 8   |     |                          |     |     |    |

NEBRASKA 103, NORTH FLORIDA 72



Official Basketball Box Score - Final  
Nebraska at North Florida at Nebraska  
12/01/24 Phyllis Bank Arena, Lincoln  
2024-25 Men's Basketball

Game Time: 3:07 PM  
Game Duration: 1:48  
Attendance: 15,369

Officials: Keith Kimble, Verne Harris, Jason Phillips

| Record: 5-3       |         |           |           |           |                       |                |    |    |    |    |                 |     |
|-------------------|---------|-----------|-----------|-----------|-----------------------|----------------|----|----|----|----|-----------------|-----|
| NO. Name          | Min     | FG<br>M-A | 3P<br>M-A | FT<br>M-A | Rebounds<br>OR DR TOT | Fouls<br>PF FO | TP | AS | TO | ST | Blocks<br>BS BA | +/- |
| 10 Josh Harris    | F 14:52 | 3-6       | 0-1       | 2-4       | 0 4 4                 | 2 4 8          | 0  | 0  | 0  | 0  | 0               | -17 |
| 0 Jasai Miles     | G 29:17 | 6-16      | 2-8       | 0-1       | 1 7 8                 | 2 1 14         | 3  | 1  | 1  | 0  | 1               | -17 |
| 2 Nate Literas    | G 25:47 | 6-9       | 4-7       | 1-1       | 1 2 3                 | 5 2 17         | 0  | 1  | 0  | 0  | 0               | -13 |
| 4 Jaylen Smith    | G 21:48 | 3-6       | 2-5       | 4-4       | 1 1 2                 | 3 12 6         | 5  | 0  | 0  | 0  | 0               | -11 |
| 33 Oscar Berry    | G 18:20 | 2-4       | 2-4       | 0-0       | 0 0 0                 | 3 0 0          | 0  | 0  | 1  | 0  | 0               | -8  |
| 7 Liam Murphy     | 19:16   | 3-12      | 3-10      | 1-2       | 1 4 5                 | 1 1 10         | 0  | 0  | 0  | 0  | 1               | -9  |
| 11 Karmir Onil    | 20:12   | 0-5       | 0-5       | 0-0       | 0 1 1                 | 2 1 0          | 1  | 0  | 0  | 0  | 0               | -21 |
| 3 Mason Lee       | 15:54   | 1-1       | 1-1       | 0-0       | 0 0 0                 | 2 0 3          | 0  | 3  | 1  | 1  | 0               | -13 |
| 55 Ametri Moss    | 18:12   | 1-3       | 0-0       | 0-0       | 2 3 5                 | 0 0 2          | 3  | 3  | 0  | 0  | 1               | -20 |
| 5 Dante Oliver    | 12:11   | 0-2       | 0-2       | 0-0       | 0 2 2                 | 1 0 0          | 0  | 0  | 2  | 0  | 0               | -16 |
| 24 Nestor Dyachok | 04:11   | 0-1       | 0-0       | 0-0       | 0 0 0                 | 1 1 0          | 0  | 0  | 0  | 0  | 0               | -10 |
| Team              |         |           |           |           | 3 2 5                 | 0 0 0          |    |    |    |    |                 |     |
| Totals            |         | 25-65     | 14-43     | 8-12      | 10 27 37              | 19 12 72       | 13 | 16 | 2  | 1  | 4               | -31 |

Technical Fouls: NONE

| Record: 6-1        |         |           |           |           |                       |                |    |    |    |    |                 |     |
|--------------------|---------|-----------|-----------|-----------|-----------------------|----------------|----|----|----|----|-----------------|-----|
| NO. Name           | Min     | FG<br>M-A | 3P<br>M-A | FT<br>M-A | Rebounds<br>OR DR TOT | Fouls<br>PF FO | TP | AS | TO | ST | Blocks<br>BS BA | +/- |
| 4 Juwan Gary       | F 23:14 | 7-12      | 1-4       | 3-4       | 1 4 5                 | 1 4 18         | 0  | 0  | 0  | 2  | 0               | 16  |
| 34 Braxton Meah    | C 14:45 | 2-2       | 0-0       | 1-2       | 0 4 4                 | 2 3 5          | 2  | 2  | 0  | 0  | 0               | 22  |
| 0 Connor Essegian  | G 21:12 | 8-10      | 6-8       | 0-0       | 0 4 4                 | 2 1 22         | 2  | 1  | 2  | 0  | 0               | 17  |
| 3 Brice Williams   | G 31:01 | 6-11      | 2-5       | 3-3       | 0 1 1                 | 1 4 17         | 6  | 1  | 0  | 0  | 0               | 21  |
| 24 Rolie Worster   | G 15:56 | 2-4       | 0-0       | 0-0       | 0 2 2                 | 0 0 0          | 4  | 3  | 0  | 0  | 0               | 12  |
| 23 Andrew Morgan   | 17:22   | 5-11      | 0-1       | 3-6       | 3 6 9                 | 1 4 13         | 0  | 0  | 0  | 0  | 0               | 1   |
| 1 Sam Hoberg       | 15:32   | 3-3       | 1-1       | 0-0       | 0 3 3                 | 0 0 0          | 7  | 1  | 0  | 4  | 0               | 14  |
| 2 Ahron Ulis       | 22:01   | 4-7       | 1-2       | 1-2       | 0 1 1                 | 1 1 10         | 3  | 0  | 2  | 0  | 0               | 17  |
| 12 Gavin Griffiths | 18:48   | 1-4       | 0-2       | 0-0       | 1 3 4                 | 2 0 2          | 2  | 1  | 2  | 0  | 1               | 14  |
| 31 Cale Jacobsen   | 16:03   | 1-2       | 0-1       | 1-1       | 0 1 1                 | 1 2 3          | 3  | 0  | 2  | 2  | 0               | 17  |
| 8 Jeff Grace       | 02:03   | 1-2       | 0-0       | 0-0       | 0 1 1                 | 0 0 0          | 2  | 0  | 0  | 0  | 0               | 2   |
| 35 Henry Burt      | 02:03   | 0-1       | 0-0       | 0-0       | 0 0 0                 | 0 0 0          | 0  | 0  | 0  | 0  | 0               | 2   |
| Team               |         |           |           |           | 1 2 3                 | 0 0 0          |    |    |    |    |                 |     |
| Totals             |         | 40-69     | 11-24     | 12-16     | 6 32 38               | 12 19 103      | 22 | 6  | 12 | 4  | 1               | 31  |

Technical Fouls: NONE

|                  | NFL                       | NEB                        | Points from   |    | NFL | NEB | Period by Period Scoring |     |     |
|------------------|---------------------------|----------------------------|---------------|----|-----|-----|--------------------------|-----|-----|
| Biggest lead     | 3 (1 <sup>st</sup> 19:20) | 31 (2 <sup>nd</sup> 1:41)  | Turnovers     | 2  | 25  |     | 1st                      | 2nd | TOT |
| Best Scoring Run | 7 (2 <sup>nd</sup> 14:15) | 15 (1 <sup>st</sup> 14:40) | Paint         | 22 | 58  |     |                          |     |     |
| Lead Changes     | 1                         |                            | Second Chance | 11 | 9   | NFL | 32                       | 40  | 72  |
| Times Tied       | 1                         |                            | Fast Breaks   | 0  | 8   |     |                          |     |     |
| Time with Lead   | 00:41                     | 38:15                      | Bench         | 15 | 37  | NEB | 53                       | 50  | 103 |

NEBRASKA 96, SOUTH DAKOTA 79



Official Basketball Box Score - Final  
South Dakota at Nebraska  
11/27/24 Phyllis Bank Arena, Lincoln  
2024-25 Men's Basketball

Game Time: 5:35 PM  
Game Duration: 2:03  
Attendance: 15,172

Officials: Brian Dorsey, Edwin Young, Brian McNitt

| Record: 6-3        |         |           |           |           |                       |                |    |    |    |    |                 |     |
|--------------------|---------|-----------|-----------|-----------|-----------------------|----------------|----|----|----|----|-----------------|-----|
| NO. Name           | Min     | FG<br>M-A | 3P<br>M-A | FT<br>M-A | Rebounds<br>OR DR TOT | Fouls<br>PF FO | TP | AS | TO | ST | Blocks<br>BS BA | +/- |
| 54 Cameron Fens    | C 24:12 | 3-5       | 0-0       | 2-2       | 2 1 3                 | 1 1 8          | 1  | 0  | 0  | 1  | 0               | -8  |
| 1 Kaleb Stewart    | G 21:47 | 3-10      | 2-7       | 0-0       | 0 5 5                 | 0 0 1          | 8  | 3  | 1  | 1  | 0               | 3   |
| 3 Max Burchill     | G 14:03 | 1-1       | 0-0       | 0-0       | 1 0 1                 | 1 0 2          | 2  | 1  | 4  | 0  | 0               | -14 |
| 9 Chase Forte      | G 21:16 | 7-14      | 3-7       | 3-4       | 0 0 0                 | 3 2 20         | 0  | 3  | 1  | 0  | 0               | -22 |
| 23 Paul Bruns      | G 27:49 | 2-6       | 2-6       | 0-0       | 0 5 5                 | 2 0 6          | 3  | 0  | 1  | 0  | 0               | -21 |
| 11 Quadire Bullock | 25:27   | 5-12      | 0-3       | 6-8       | 2 1 3                 | 1 6 16         | 1  | 2  | 3  | 0  | 1               | -8  |
| 21 Jake Brack      | 12:54   | 0-1       | 0-1       | 0-2       | 0 1 1                 | 3 1 0          | 0  | 0  | 0  | 0  | 0               | 2   |
| 12 Isaac Bruns     | 21:04   | 3-7       | 1-3       | 5-7       | 1 1 2                 | 3 12           | 0  | 0  | 0  | 0  | 0               | -7  |
| 32 Ashton Smith    | 12:56   | 0-0       | 0-0       | 0-0       | 1 5 6                 | 2 0 0          | 0  | 0  | 1  | 0  | 1               | -7  |
| 2 Shay Eberwein    | 16:38   | 2-4       | 0-1       | 3-4       | 1 2 3                 | 2 2 7          | 3  | 1  | 0  | 1  | 0               | 0   |
| 0 Mayuom Buom      | 01:54   | 0-0       | 0-0       | 0-0       | 0 0 0                 | 0 0 0          | 0  | 0  | 0  | 0  | 0               | -3  |
| Team               |         |           |           |           | 1 3 4                 | 0 0 0          |    |    |    |    |                 |     |
| Totals             |         | 26-60     | 8-28      | 19-27     | 9 24 33               | 16 16 79       | 12 | 12 | 6  | 3  | 2               | -17 |

Technical Fouls: NONE

| Record: 5-1         |         |           |           |           |                       |                |    |    |    |    |                 |     |
|---------------------|---------|-----------|-----------|-----------|-----------------------|----------------|----|----|----|----|-----------------|-----|
| NO. Name            | Min     | FG<br>M-A | 3P<br>M-A | FT<br>M-A | Rebounds<br>OR DR TOT | Fouls<br>PF FO | TP | AS | TO | ST | Blocks<br>BS BA | +/- |
| 4 Juwan Gary        | F 02:22 | 0-1       | 0-1       | 0-0       | 0 1 1                 | 0 0 0          | 0  | 0  | 0  | 0  | 0               | 0   |
| 9 Berke Buyuktuncel | F 12:29 | 2-3       | 0-1       | 2-2       | 3 3 6                 | 0 1 6          | 3  | 3  | 1  | 0  | 0               | 11  |
| 34 Braxton Meah     | C 21:11 | 6-6       | 0-0       | 0-0       | 1 4 5                 | 2 0 12         | 1  | 4  | 2  | 0  | 0               | 25  |
| 3 Brice Williams    | G 27:14 | 7-11      | 4-6       | 3-4       | 0 0 0                 | 4 2 21         | 4  | 2  | 3  | 0  | 0               | 25  |
| 24 Rolie Worster    | G 28:36 | 1-4       | 0-1       | 4-5       | 0 8 8                 | 1 4 6          | 6  | 1  | 1  | 1  | 0               | 20  |
| 0 Connor Essegian   | 32:36   | 10-22     | 6-15      | 3-3       | 0 2 2                 | 2 2 29         | 5  | 1  | 0  | 0  | 1               | 19  |
| 23 Andrew Morgan    | 17:53   | 1-3       | 1-1       | 5-6       | 4 3 7                 | 1 4 8          | 2  | 1  | 0  | 1  | 0               | 13  |
| 1 Sam Hoberg        | 23:47   | 4-6       | 1-2       | 0-0       | 0 2 2                 | 1 1 9          | 1  | 2  | 3  | 0  | 0               | 11  |
| 2 Ahron Ulis        | 11:24   | 1-4       | 1-2       | 0-1       | 1 1 2                 | 0 0 3          | 1  | 2  | 1  | 0  | 1               | -3  |
| 12 Gavin Griffiths  | 10:01   | 1-5       | 0-2       | 0-0       | 1 3 4                 | 0 1 0          | 2  | 0  | 0  | 0  | 0               | -9  |
| 31 Cale Jacobsen    | 10:35   | 0-3       | 0-2       | 0-0       | 0 1 1                 | 1 1 0          | 1  | 0  | 0  | 0  | 0               | -4  |
| 8 Jeff Grace        | 00:56   | 0-0       | 0-0       | 0-0       | 1 0 1                 | 0 0 0          | 0  | 0  | 0  | 0  | 0               | -2  |
| 35 Henry Burt       | 00:56   | 0-0       | 0-0       | 0-0       | 0 0 0                 | 0 0 0          | 0  | 0  | 0  | 0  | 0               | -2  |
| Team                |         |           |           |           | 3 1 4                 | 0 0 0          |    |    |    |    |                 |     |
| Totals              |         | 33-68     | 13-33     | 17-21     | 14 29 43              | 16 16 96       | 24 | 10 | 2  | 3  | 17              |     |

Technical Fouls: NONE

|                  | SDK                       |  | NEB                        |  | Points from   |    | SDK |    | NEB |     | Period by Period Scoring |    |    |    |
|------------------|---------------------------|--|----------------------------|--|---------------|----|-----|----|-----|-----|--------------------------|----|----|----|
| Biggest lead     | 0 (1 <sup>st</sup> 20:00) |  | 23 (2 <sup>nd</sup> 17:35) |  | Turnovers     | 18 |     | 12 |     |     |                          |    |    |    |
| Best Scoring Run | 7 (1 <sup>st</sup> 6:57)  |  | 10 (1 <sup>st</sup> 5:26)  |  | Paint         | 36 |     | 38 |     |     |                          |    |    |    |
| Lead Changes     | 0                         |  |                            |  | Second Chance | 13 |     | 7  |     | SDK |                          | 35 | 44 | 79 |
| Times Tied       | 1                         |  |                            |  | Fast Breaks   | 7  |     | 12 |     | NEB |                          | 54 | 42 | 96 |
| Time with Lead   | 00:00                     |  | 39:28                      |  | Bench         | 35 |     | 51 |     |     |                          |    |    |    |



# 2024-25 Nebraska Men's Basketball Combined Team Statistics All games

Page 1/1  
as of Dec 08, 2024

## Game Records

| Record         | Overall | Home | Away | Neutral |
|----------------|---------|------|------|---------|
| ALL GAMES      | 6-2     | 5-0  | 1-1  | 0-1     |
| CONFERENCE     | 0-1     | 0-0  | 0-1  | 0-0     |
| NON-CONFERENCE | 6-1     | 5-0  | 1-0  | 0-1     |

## Score by Periods

| Team      | 1st | 2nd | OT | TOT |
|-----------|-----|-----|----|-----|
| Nebraska  | 332 | 303 | 0  | 635 |
| Opponents | 263 | 302 | 0  | 565 |

## Team Box Score

| No.       | Player              |       |        |      | Total   |      | 3-Point  |      | F-Throw |       | Rebounds |     |     |      |     |    |     |     |     |     |     |      |  |  |  |
|-----------|---------------------|-------|--------|------|---------|------|----------|------|---------|-------|----------|-----|-----|------|-----|----|-----|-----|-----|-----|-----|------|--|--|--|
|           |                     | GP-GS | MIN    | AVG  | FG-FGA  | FG%  | 3FG-3FGA | 3FG% | FT-FTA  | FT%   | OFF      | DEF | TOT | AVG  | PF  | DQ | A   | TO  | BLK | STL | PTS | AVG  |  |  |  |
| 3         | WILLIAMS, Brice     | 8-8   | 229:49 | 28.7 | 40-86   | .465 | 11-29    | .379 | 49-53   | .925  | 5        | 15  | 20  | 2.5  | 16  | 0  | 14  | 16  | 2   | 7   | 140 | 17.5 |  |  |  |
| 0         | ESSEGAN, Connor     | 8-3   | 169:44 | 21.2 | 32-66   | .485 | 20-47    | .426 | 20-24   | .833  | 1        | 19  | 20  | 2.5  | 10  | 0  | 9   | 7   | 0   | 3   | 104 | 13.0 |  |  |  |
| 4         | GARY, Juwan         | 8-8   | 201:21 | 25.2 | 29-69   | .420 | 7-27     | .259 | 20-26   | .769  | 9        | 26  | 35  | 4.4  | 10  | 0  | 9   | 9   | 4   | 12  | 85  | 10.6 |  |  |  |
| 24        | WORSTER, Rollie     | 8-8   | 198:34 | 24.8 | 24-53   | .453 | 3-12     | .250 | 20-29   | .690  | 6        | 26  | 32  | 4.0  | 10  | 0  | 21  | 15  | 2   | 12  | 71  | 8.9  |  |  |  |
| 9         | BUYUKTUNCCEL, Berke | 7-6   | 152:19 | 21.8 | 21-37   | .568 | 3-13     | .231 | 15-18   | .833  | 14       | 27  | 41  | 5.9  | 16  | 0  | 11  | 10  | 6   | 10  | 60  | 8.6  |  |  |  |
| 23        | MORGAN, Andrew      | 8-0   | 136:13 | 17.0 | 21-47   | .447 | 2-6      | .333 | 23-35   | .657  | 15       | 27  | 42  | 5.3  | 16  | 0  | 7   | 7   | 3   | 2   | 67  | 8.4  |  |  |  |
| 34        | MEAH, Braxton       | 7-7   | 109:02 | 15.6 | 12-18   | .667 | 0-0      | .000 | 2-6     | .333  | 7        | 21  | 28  | 4.0  | 17  | 0  | 6   | 10  | 2   | 3   | 26  | 3.7  |  |  |  |
| 2         | ULIS, Ahron         | 8-0   | 119:33 | 14.9 | 11-33   | .333 | 2-13     | .154 | 4-9     | .444  | 6        | 11  | 17  | 2.1  | 13  | 0  | 15  | 5   | 0   | 6   | 28  | 3.5  |  |  |  |
| 1         | HOIBERG, Sam        | 8-0   | 134:45 | 16.8 | 8-21    | .381 | 2-7      | .286 | 2-3     | .667  | 3        | 15  | 18  | 2.3  | 9   | 0  | 6   | 5   | 1   | 14  | 20  | 2.5  |  |  |  |
| 12        | GRIFFITHS, Gavin    | 8-0   | 95:41  | 12.0 | 8-27    | .296 | 3-19     | .158 | 0-0     | .000  | 3        | 16  | 19  | 2.4  | 13  | 0  | 8   | 4   | 3   | 4   | 19  | 2.4  |  |  |  |
| 8         | GRACE, Jeff         | 3-0   | 04:39  | 1.6  | 2-4     | .500 | 0-0      | .000 | 1-1     | 1.000 | 2        | 1   | 3   | 1.0  | 0   | 0  | 0   | 0   | 0   | 0   | 5   | 1.7  |  |  |  |
| 31        | JACOBSEN, Cale      | 5-0   | 43:41  | 8.7  | 3-10    | .300 | 1-7      | .143 | 1-1     | 1.000 | 2        | 5   | 7   | 1.4  | 2   | 0  | 6   | 2   | 2   | 3   | 8   | 1.6  |  |  |  |
| 35        | BURT, Henry         | 3-0   | 04:39  | 1.6  | 1-3     | .333 | 0-1      | .000 | 0-0     | .000  | 0        | 0   | 0   | 0.0  | 1   | 0  | 0   | 0   | 0   | 0   | 2   | 0.7  |  |  |  |
| Team      |                     |       |        |      |         |      |          |      |         |       | 9        | 6   | 15  |      |     |    |     |     |     |     |     |      |  |  |  |
| Total     |                     | 8     | 1600   |      | 212-474 | .447 | 54-181   | .298 | 157-205 | .766  | 82       | 215 | 297 | 37.1 | 133 | 0  | 112 | 90  | 25  | 76  | 635 | 79.4 |  |  |  |
| Opponents |                     | 8     | 1600   |      | 192-475 | .404 | 83-249   | .333 | 98-137  | .715  | 84       | 204 | 288 | 36.0 | 163 | 3  | 105 | 130 | 23  | 43  | 565 | 70.6 |  |  |  |

## Team Statistics

|                        | NEBR           | OPP            |
|------------------------|----------------|----------------|
| <b>Scoring</b>         | <b>635</b>     | <b>565</b>     |
| Points per game        | 79.4           | 70.6           |
| Scoring margin         | +8.8           | -              |
| <b>Field goals-att</b> | <b>212-474</b> | <b>192-475</b> |
| Field goal pct         | .447           | .404           |
| <b>3 point fg-att</b>  | <b>54-181</b>  | <b>83-249</b>  |
| 3-point FG pct         | .298           | .333           |
| 3-pt FG made per game  | 6.8            | 10.4           |
| <b>Free throws-att</b> | <b>157-205</b> | <b>98-137</b>  |
| Free throw pct         | .766           | .715           |
| F-Throws made per game | 19.6           | 12.3           |
| <b>Rebounds</b>        | <b>297</b>     | <b>288</b>     |
| Rebounds per game      | 37.1           | 36.0           |
| Rebounding margin      | +1.1           | -              |
| <b>Assists</b>         | <b>112</b>     | <b>105</b>     |
| Assists per game       | 14.0           | 13.1           |
| <b>Turnovers</b>       | <b>90</b>      | <b>130</b>     |
| Turnovers per game     | 11.3           | 16.3           |
| Turnover margin        | +5.0           | -              |
| Assist/turnover ratio  | 1.2            | 0.8            |
| <b>Steals</b>          | <b>76</b>      | <b>43</b>      |
| Steals per game        | 9.5            | 5.4            |
| <b>Blocks</b>          | <b>25</b>      | <b>23</b>      |
| Blocks per game        | 3.1            | 2.9            |
| <b>Winning streak</b>  | <b>0</b>       | <b>-</b>       |
| Home win streak        | 5              | -              |
| <b>Attendance</b>      | <b>74447</b>   | <b>33272</b>   |
| Home games-Avg/Game    | 5-14889        | 2-16636        |
| Neutral site-Avg/Game  | -              | 1-3241         |

## Team Results

| Date       | Opponent             |   | Score  | Att.  |
|------------|----------------------|---|--------|-------|
| 11/04/2024 | UTRGV                | W | 87-67  | 14305 |
| 11/09/2024 | Bethune-Cookman      | W | 63-58  | 15138 |
| 11/13/2024 | FDU                  | W | 86-60  | 14473 |
| 11/17/2024 | vs Saint Mary's (CA) | L | 74-77  | 3241  |
| 11/22/2024 | at Creighton         | W | 74-63  | 18475 |
| 11/27/2024 | South Dakota         | W | 96-79  | 15172 |
| 12/01/2024 | North Florida        | W | 103-72 | 15359 |
| 12/07/2024 | at Michigan St.      | L | 52-89  | 14797 |





# 2024-25 Nebraska Men's Basketball Combined Team Statistics In Conference games

Page 1/1  
as of Dec 08, 2024

## Game Records

| Record         | Overall | Home | Away | Neutral |
|----------------|---------|------|------|---------|
| ALL GAMES      | 0-1     | 0-0  | 0-1  | 0-0     |
| CONFERENCE     | 0-1     | 0-0  | 0-1  | 0-0     |
| NON-CONFERENCE | 0-0     | 0-0  | 0-0  | 0-0     |

## Score by Periods

| Team      | 1st | 2nd | OT | TOT |
|-----------|-----|-----|----|-----|
| Nebraska  | 31  | 21  | 0  | 52  |
| Opponents | 41  | 48  | 0  | 89  |

## Team Box Score

| No. Player |                    |       |       |      | Total  |      | 3-Point  |      | F-Throw |       | Rebounds |     |     |      |    |    |    |    |     |     |     |      |  |
|------------|--------------------|-------|-------|------|--------|------|----------|------|---------|-------|----------|-----|-----|------|----|----|----|----|-----|-----|-----|------|--|
|            |                    | GP-GS | MIN   | AVG  | FG-FGA | FG%  | 3FG-3FGA | 3FG% | FT-FTA  | FT%   | OFF      | DEF | TOT | AVG  | PF | DQ | A  | TO | BLK | STL | PTS | AVG  |  |
| 23         | MORGAN, Andrew     | 1-0   | 27:59 | 28.0 | 6-13   | .462 | 0-1      | .000 | 2-3     | .667  | 1        | 6   | 7   | 7.0  | 2  | 0  | 1  | 0  | 0   | 1   | 14  | 14.0 |  |
| 3          | WILLIAMS, Brice    | 1-1   | 33:36 | 33.6 | 3-7    | .429 | 1-3      | .333 | 4-4     | 1.000 | 0        | 0   | 0   | 0.0  | 1  | 0  | 0  | 2  | 0   | 1   | 11  | 11.0 |  |
| 4          | GARY, Juwan        | 1-1   | 28:46 | 28.8 | 4-11   | .364 | 1-5      | .200 | 0-2     | .000  | 0        | 3   | 3   | 3.0  | 1  | 0  | 0  | 3  | 0   | 0   | 9   | 9.0  |  |
| 24         | WORSTER, Rollie    | 1-1   | 26:11 | 26.2 | 3-7    | .429 | 0-1      | .000 | 3-5     | .600  | 1        | 0   | 1   | 1.0  | 2  | 0  | 3  | 1  | 0   | 2   | 9   | 9.0  |  |
| 31         | JACOBSEN, Cale     | 1-0   | 09:13 | 9.2  | 1-3    | .333 | 1-3      | .333 | 0-0     | .000  | 0        | 1   | 1   | 1.0  | 0  | 0  | 0  | 1  | 0   | 0   | 3   | 3.0  |  |
| 9          | BUYUKTUNCEL, Berke | 1-0   | 13:45 | 13.8 | 1-4    | .250 | 1-2      | .500 | 0-0     | .000  | 1        | 0   | 1   | 1.0  | 3  | 0  | 0  | 2  | 0   | 2   | 3   | 3.0  |  |
| 1          | HOIBERG, Sam       | 1-0   | 10:20 | 10.3 | 0-1    | .000 | 0-1      | .000 | 2-2     | 1.000 | 0        | 2   | 2   | 2.0  | 3  | 0  | 0  | 0  | 0   | 0   | 2   | 2.0  |  |
| 0          | ESSEGAN, Connor    | 1-1   | 19:37 | 19.6 | 0-2    | .000 | 0-2      | .000 | 1-2     | .500  | 0        | 1   | 1   | 1.0  | 1  | 0  | 0  | 0  | 0   | 0   | 1   | 1.0  |  |
| 2          | ULIS, Ahron        | 1-0   | 13:49 | 13.8 | 0-3    | .000 | 0-2      | .000 | 0-0     | .000  | 0        | 1   | 1   | 1.0  | 3  | 0  | 3  | 0  | 0   | 0   | 0   | 0.0  |  |
| 34         | MEAH, Braxton      | 1-1   | 10:50 | 10.8 | 0-1    | .000 | 0-0      | .000 | 0-0     | .000  | 1        | 1   | 2   | 2.0  | 4  | 0  | 0  | 1  | 0   | 1   | 0   | 0.0  |  |
| 12         | GRIFFITHS, Gavin   | 1-0   | 05:54 | 5.9  | 0-2    | .000 | 0-2      | .000 | 0-0     | .000  | 0        | 0   | 0   | 0.0  | 0  | 0  | 1  | 1  | 0   | 1   | 0   | 0.0  |  |
| Team       |                    |       |       |      |        |      |          |      |         |       |          |     |     |      |    |    |    |    |     |     |     |      |  |
| Total      |                    | 1     | 200   |      | 18-54  | .333 | 4-22     | .182 | 12-18   | .667  | 4        | 15  | 19  | 19.0 | 20 | 0  | 8  | 11 | 0   | 8   | 52  | 52.0 |  |
| Opponents  |                    | 1     | 200   |      | 29-56  | .518 | 9-23     | .391 | 22-23   | .957  | 12       | 36  | 48  | 48.0 | 17 | 0  | 20 | 17 | 5   | 4   | 89  | 89.0 |  |

## Team Statistics

|                        | NEBR  | OPP     |
|------------------------|-------|---------|
| <b>Scoring</b>         |       |         |
| Points per game        | 52    | 89      |
| Scoring margin         | 52.0  | 89.0    |
|                        | -37.0 | -       |
| <b>Field goals-att</b> |       |         |
| Field goal pct         | 18-54 | 29-56   |
|                        | .333  | .518    |
| <b>3 point fg-att</b>  |       |         |
| 3-point FG pct         | 4-22  | 9-23    |
|                        | .182  | .391    |
| 3-pt FG made per game  | 4.0   | 9.0     |
| <b>Free throws-att</b> |       |         |
| Free throw pct         | 12-18 | 22-23   |
|                        | .667  | .957    |
| F-Throws made per game | 12.0  | 22.0    |
| <b>Rebounds</b>        |       |         |
| Rebounds per game      | 19    | 48      |
| Rebounding margin      | 19.0  | 48.0    |
|                        | -29.0 | -       |
| <b>Assists</b>         |       |         |
| Assists per game       | 8     | 20      |
|                        | 8.0   | 20.0    |
| <b>Turnovers</b>       |       |         |
| Turnovers per game     | 11    | 17      |
|                        | 11.0  | 17.0    |
| Turnover margin        | +6.0  | -       |
| Assist/turnover ratio  | 0.7   | 1.2     |
| <b>Steals</b>          |       |         |
| Steals per game        | 8     | 4       |
|                        | 8.0   | 4.0     |
| <b>Blocks</b>          |       |         |
| Blocks per game        | 0     | 5       |
|                        | 0.0   | 5.0     |
| <b>Winning streak</b>  |       |         |
| Home win streak        | 0     | -       |
|                        | 0     | -       |
| <b>Attendance</b>      |       |         |
| Home games-Avg/Game    | 0     | 14797   |
|                        | 0-0   | 1-14797 |
| Neutral site-Avg/Game  | -     | 0-0     |

## Team Results

| Date       | Opponent        | Score   | Att.  |
|------------|-----------------|---------|-------|
| 12/07/2024 | at Michigan St. | L 52-89 | 14797 |