



NEBRASKA BASKETBALL

2024-25 GAME NOTES

X HUSKERMBB

Instagram HUSKERMBB

f HUSKERMBB

GAME #13

OPPONENT: SOUTHERN
DATE: MON., DEC. 30
TIPOFF: 8:10 P.M. (CT)
LOCATION: LINCOLN, NEB.
ARENA: PINNACLE BANK ARENA

GAME AT A GLANCE



Nebraska Cornhuskers
2024-25 Record:10-2 (1-1 BIG)
Head Coach: Fred Hoiberg
Record at Nebraska: 73-96 (6th year)
Career Record: 188-152 (11th year)



Huskers Radio Network
Play-by-Play: Kent Pavelka
Analyst: Jake Muhleisen



Southern Jaguars
2024-25 Record: 5-7 (0-0 SWAC)
Head Coach: Kevin Johnson
Record at School: 23-21 (2nd year)
Career Record: 88-121 (8th year)



BTN
Play-by-Play: Kevin Kugler
Analyst: Nick Bahe
Also available on Fox Sports app

2024-25 SCHEDULE

Date	AP Rk.	Opponent	TV/Online	Time
Oct. 27		Grand Valley State (Exh.)	BIG+	W, 73-53
Nov. 4		UT Rio Grande Valley	BIG+	W, 87-67
Nov. 9		Bethune Cookman	BIG+	W, 63-58
Nov. 13		FDU	BIG+	W, 86-60
Nov. 17		vs. Saint Mary's (Sioux Falls, S.D.)	BTN	L, 74-77
Nov. 22		at No. 14 Creighton	FS1	W, 74-63
Nov. 27	RV	South Dakota	BTN	W, 96-79
Dec. 1	RV	North Florida	BTN	W, 103-72
Dec. 7	RV	at RV Michigan State *	BTN	L, 52-89
Dec. 13		RV Indiana *	FOX	W, 85-68
Hawaiian Airlines Diamond Head Classic				
Dec. 22		vs. Murray State	ESPN	W, 66-49
Dec. 23		vs. Hawai'i	ESPN2	W, 69-55
Dec. 25		vs. Oregon State	ESPN2	W, 78-66
Dec. 30		Southern	BTN	8 p.m.
Jan. 4		UCLA *	FOX	1 p.m.
Jan. 7		at Iowa *	Peacock	7 p.m.
Jan. 12		at Purdue *	BTN	11 a.m.
Jan. 16		Rutgers *	FS1	8 p.m.
Jan. 19		at Maryland *	BTN	11 a.m.
Jan. 22		USC *	BTN	8 p.m.
Jan. 26		at Wisconsin *	BTN	Noon
Jan. 30		Illinois *	FS1	7:30 p.m.
Feb. 2		at Oregon *	BTN	6:30 p.m.
Feb. 5		at Washington *	BTN	9:30 p.m.
Feb. 9		Ohio State *	BTN	1 p.m.
Feb. 13		Maryland *	BTN	7:30 p.m.
Feb. 16		at Northwestern *	BTN	2 p.m.
Feb. 19		at Penn State *	BTN	5:30 p.m.
Feb. 24		Michigan *	FS1	7 p.m.
March 1		Minnesota *	BTN	1 p.m.
March 4		at Ohio State *	Peacock	8 p.m.
March 9		Iowa *	FOX	11:30 a.m.
March 12-16		at Big Ten Tournament (Indianapolis)	TBD	TBD

*-Big Ten Conference Game; Home games are in red and bold

ON THE AIR

Radio: Monday's game will be carried on the Huskers Radio Network with Kent Pavelka and Jake Muhleisen on the call, including KLIN (1400 AM) in Lincoln, KXSP (590 AM) in Omaha and KRVN (880 AM) in Lexington. The pregame show begins an hour before tipoff and will also be available on Huskers.com and the Huskers app.

TV/Online: Monday's game will be on BTN with Kevin Kugler and Nick Bahe on the call. It will also be available online on the Fox Sports app.

HUSKERS RETURN HOME TO FACE SOUTHERN ON MONDAY NIGHT

The Nebraska men's basketball team looks to extend its win streak to five games on Monday night, as the Huskers return home to face Southern in the non-conference finale.

Tipoff from Pinnacle Bank Arena is set for shortly after 8 p.m. and the game will be shown on BTN and carried on the Huskers Radio Network as well as on Huskers.com and the Huskers app. A limited number of 300 Level tickets are available for purchase for Monday's matchup by visiting Huskers.com/Tickets or at the PBA box office beginning at 6:30 p.m. on Monday.

Nebraska (10-2) is coming off a 3-0 performance at the Hawaiian Airlines Diamond Head Classic following a 78-66 win over Oregon State in the title game on Christmas night. Brice Williams had a game-high 25 points along with a season-high seven rebounds and four assists to pace three Huskers in double figures. Berke Büyüktuncel chipped in a career-high 16 points, including a trio of 3-pointers, and six boards, while Juwan Gary added 14 points and played a key role in holding the Beavers to 39.6 percent shooting.

Nebraska's defense has played a major role in the Huskers' four-game win streak, as NU has held its last four opponents to 59.5 points per game on 37 percent shooting while out-rebounding teams by 5.5 rebounds per game.

Williams is on a torrid stretch, as he is averaging 24.0 points per game on 59 percent shooting along with 4.3 rebounds and 3.5 assists per contest over the last four games. One week after earning national player-of-the-week honors, he earned MVP honors in Hawaii, averaging 22.0 ppg in three games while matching his career high with 32 points at Hawai'i in the semifinals. His performance in the title game carried Nebraska to its first MTE Tournament title since 2000. Williams enters the week ranked third in the Big Ten in scoring at 19.7 ppg.

Southern (5-7) has been off since an 81-52 loss at USC on Dec. 22 to complete a two-game West Coast swing. DaMariee Jones, Jordan Johnson and Dionjahe Thomas tied for team-high honors with 10 points apiece, as the Jaguars were held to 32 percent shooting and out-rebounded 38-25.

1,492

Brice Williams enters Monday's game needing just eight points to reach 1,500 points for his career. Williams has averaged 11.1 ppg over his 134 career games.

2024-25 ROSTER AT A GLANCE

No	Name	Pos.	Ht.	Wt.	Yr.	Hometown	GP/GS	MPG	PPG	RPG	APG	BPG	SPG
0	Connor Essegian	G	6-4	190	Jr.	Fort Wayne, Ind.	12/3	23.1	11.8	2.4	0.8	0.0	0.3
1	Sam Hoiberg	G	6-0	185	Jr.	Lincoln, Neb.	12/0	18.0	2.6	1.9	1.0	0.1	1.5
2	Ahron Ulis	G	6-3	190	Sr.	Chicago, Ill.	9/0	15.3	3.4	2.1	1.9	0.0	0.8
3	Brice Williams	G	6-7	214	Sr.	Huntersville, N.C.	12/12	30.1	19.7	3.1	2.3	0.3	1.2
4	Juwan Gary	F	6-6	226	Sr.	Columbia, S.C.	12/12	26.1	11.9	4.0	0.9	0.6	1.3
5	Braden Frager	F	6-7	220	Fr.	Lincoln, Neb.	-	-	-	-	-	-	-
8	Jeffrey Grace III	G	6-3	200	Jr.	Elmhurst, Ill.	4/0	1.3	1.3	0.8	0.0	0.0	0.0
9	Berke Büyüktuncel	F	6-10	244	So.	Bursa, Türkiye	11/10	22.9	8.1	6.4	1.6	0.7	1.3
12	Gavin Griffiths	G	6-7	193	So.	Simsbury, Conn.	8/0	12.0	2.4	2.4	1.0	0.4	0.5
20	Justin Bolis	F	6-8	225	So.	Lincoln, Neb.	-	-	-	-	-	-	-
23	Andrew Morgan	F	6-10	242	Sr.	Waseca, Minn.	12/0	17.3	7.7	5.3	0.8	0.4	0.3
24	Rollie Worster	G	6-5	210	Sr.	Missoula, Mont.	10/10	8.6	24.1	4.1	2.4	0.2	1.3
25	Nick Janowski	G	6-4	208	Fr.	Pewaukee, Wis.	-	-	-	-	-	-	-
31	Cale Jacobsen	G	6-4	195	So.	Ashland, Neb.	9/0	5.7	0.9	0.9	0.7	0.2	0.3
34	Braxton Meah	C	7-1	265	Sr.	Layton, Utah	11/11	16.0	3.5	3.7	0.8	0.3	0.5
35	Henry Burt	F	6-7	222	So.	Omaha, Neb.	3/0	1.7	0.7	0.0	0.0	0.0	0.0
51	Rienk Mast	F	6-10	260	Sr.	Groningen, Netherlands	-	-	-	-	-	-	-

2024-25 NEBRASKA BASKETBALL ROSTER

No.	VL	Name	Pos.	Ht.	Wt.	Yr.	Hometown	Previous School	X	Instagram
0		Connor Essegian	G	6-4	190	Jr.	Fort Wayne, Ind.	Wisconsin	@CESsegian	connoressegian
1	**	Sam Hoiberg	G	6-0	185	Jr.	Lincoln, Neb.	Pius X	@samhoiberg	samhoiberg
2	*	Ahron Ulis	G	6-3	190	Sr.	Chicago, Ill.	Iowa	@AhronUlis	ahron1_
3	*	Brice Williams	G	6-7	214	Sr.	Huntersville, N.C.	Charlotte	@bgotit_	blaviss
4	**	Juwan Gary	F	6-6	226	Sr.	Columbia, S.C.	Alabama	@takflight24	wanwitdabutter
5		Braden Frager	F	6-7	220	Fr.	Lincoln, Neb.	Southwest HS	@Braden_Frager	braden_frager
8	**	Jeffrey Grace III	G	6-3	200	Jr.	Elmhurst, Ill.	Arizona State	@JeffreyGrace11	kg3is23
9		Berke Büyüktuncel	F	6-10	244	So.	Bursa, Türkiye	UCLA		berkebuyuktuncel
12		Gavin Griffiths	G	6-7	193	So.	Simsbury, Conn.	Rutgers	@gavingriff_	gavingriff_
20		Justin Bolis	F	6-8	225	So.	Lincoln, Neb.	Southeast CC	@JustinBolis	justinbolis
23		Andrew Morgan	F	6-10	242	Sr.	Waseca, Minn.	North Dakota State		akmorgan10_
24		Rollie Worster	G	6-5	210	Sr.	Missoula, Mont.	Utah		rj_w2
25		Nick Janowski	G	6-4	208	Fr.	Pewaukee, Wis.	Pewaukee HS	@nick_janowski12	nick.janowski
31	*	Cale Jacobsen	G	6-4	195	So.	Ashland, Neb.	Ashland-Greenwood HS	@calejacobsen_	calejacobsen_
34		Braxton Meah	C	7-1	265	Sr.	Layton, Utah	Washington	@Braxton_Meah	Braxtonmeah
35	*	Henry Burt	F	6-7	222	So.	Omaha, Neb.	Elkhorn South HS	@HenryBurt15	henryburt0
51	*	Rienk Mast	F	6-10	260	Sr.	Groningen, Netherlands	Bradley		rienk_mast

2024-25 NEBRASKA BASKETBALL COACHING STAFF

Head Coach

Fred Hoiberg, sixth season (Iowa State, 1995)

Assistant Coaches

Adam Howard, third season (Western Kentucky, 2008)
Nate Loenser, fourth season (Iowa State, 2002)
Ernie Zeigler, third season (Cleary, 1994)

Support Staff

Director of Men's Basketball Strength & Conditioning: Kurt Joseph
Dir. of Basketball Strategies & Business Operations: Luca Virgilio
Assistant Director of Basketball Operations: Sheryl Burbach
Director of Player Development: Emmanuel Tommy
Video Coordinator: Michael Bania
Recruiting Coordinator: Pady Borders
Graduate Managers: Josiah Allick, Nihilo Ibarra, Justin Moore

Athletic Trainer: Andrew McCabe
Team Nutritionist: Jake Blattner
Sports Psychologist: Heather Kiefer
NAPL Director: Matt Thome
Equipment Manager: Pat Norris

PRONUNCIATION GUIDE

Name	Pronunciation
Josiah Allick	AL-ick
Berke Büyüktuncel	BEAR-keh buh-YOOK-toon-jell
Connor Essegian	eh-SEE-jin
Juwan Gary	Juh-WAHN
Nate Loenser	Len-zer
Rienk Mast	RINK
Braxton Meah	MEE-uh
Ahron Ulis	YOU-liss
Rollie Worster	raw-lee Wooster
Ernie Zeigler	Zig-ler

HUSKERS RADIO NETWORK



KENT PAVELKA

- Is in his 38th season of calling Husker men's basketball
- Called NU basketball for two stretches from 1974-1996 before returning to play-by-play duties full time in 2006-07
- Called his 1,000th Husker basketball game in 2018-19
- Six-time Nebraska Sportscaster of the Year who was inducted into the Nebraska Broadcasters Hall of Fame in 2019




JAKE MUHLEISEN

- Is in his seventh season as full-time color analyst after serving in a part-time basis for five seasons
- Was a four-year starter at guard for Nebraska from 2002-05
- Three-year team captain and started 98 games in his career
- Served as a graduate assistant at Creighton from 2005-07

City	Station	Frequency
Alliance	KCOW	1400 AM
Aurora	KRGY	97.3 FM
Beatrice	KWBE	1450 AM
Broken Bow	KBBN	95.3 FM
Chadron	KCSR	610 AM
Columbus	KJSK	900 AM
Columbus	KKOT	93.5 FM
Fairbury	KGMT	1310 AM
Falls City	KTNC	1230 AM
Falls City	KTNC	107.1 FM
Fremont	KHUB	1340 AM
Fremont	KFMT	105.5 FM
Gibbon	KMTY	97.7 FM
Gibbon	KSDZ	95.5 FM
Grand Island	KRGI	1430 AM
Hastings	KHAS	1230 AM
Hastings	KLIQ	94.5 FM
Hastings/Kearney	KICS	1450
Hastings/Kearney	KXPN	1460 AM
Hay Springs	KBPY	107.7 FM
Holdrege	KUVR	1380 AM/96.9 FM
Imperial	KADL	102.9 FM
Kearney	KGFV	1340 AM
Kearney	KGFV	96.1 FM
Lexington	KRVN	880 AM
Lexington	KAMI	1580 AM
Lincoln	KLIN	1400 AM
Lincoln	KLIN	99.3 FM
McCook	KSWN	93.9 FM
McCook	KZMC	102.1 FM
McCook	KIOD	105.3 FM
Nebraska City	KNCY	1600 AM
Norfolk	KNEN	94.7 FM
North Platte	KODY	1240 AM
Omaha	KXSP	590 AM
O'Neill	KBRX	102.9 FM
Scottsbluff	KNEB	960 AM
Scottsbluff	KNEB	94.1 FM
Sidney	KSID	98.7 FM
Superior	KRFS	1600 AM
Superior	KRFS	103.9 FM
Terrytown	KOLT	690 AM
Valentine	KVSH	940 AM
Valentine	KDJL	99.5 FM

Also available nationwide on Huskers.com and the Huskers App.

PROBABLE STARTERS (BASED ON LAST GAME)



#24 ROLLIE WORSTER | G | SR. | 6-5 | 210 | MISSOULA, MONT.

2024-25 Averages: PPG: 8.2 | RPG: 4.3 | APG: 2.6 | SPG: 1.1

Worth Noting: Will make his 113th career start vs. Southern and is 14 points away from 1,000 for his career...Had eight points, five boards and four assists vs. Oregon State...Finished with 11 points and seven rebounds against Murray State for his fourth double-figure game of 2024-25...Had 11 points at No. 14 Creighton...Tallied 18 points and nine rebounds vs. UTRGV...Played in 16 games at Utah before a season-ending injury in 2023-24, averaging 9.9 points, 5.5 assists and 4.9 rebounds per game... Was third in Pac-12 in assists and leading conf. in asst.-to-turnover ratio (2.93-to-1) at the time of his injury...Started all 30 games he played in 2022-23, averaging 8.6 points, 5.2 rebounds and 5.0 assists per game...Nearly had triple-double vs. No. 4 Arizona with 12 points, 11 rebounds and nine assists.

Career Bests (includes Utah/Utah St.): Pts: 19 | Reb: 11 | Ast: 10 (4x) | Stl: 6



#3 BRICE WILLIAMS | G | SR. | 6-7 | 214 | HUNTERSVILLE, N.C.

2024-25 Averages: PPG: 19.7 | RPG: 3.1 | APG: 2.3

Worth Noting: Enters Monday's game ranked third in the Big Ten in scoring...Diamond Head Classic MVP... Posted his fifth 25-point game of the season with 25 points, a season-high seven rebounds and four assists vs. Oregon State...Matched his career high with 32 points and had three assists at Hawai'i...Earned BIG and National POW after posting 30 points, six assists and five boards vs. Indiana...Tied for team-high honors with 16 points at No. 14 Creighton...Finished with 28 points vs. Saint Mary's...Averaged 13.4 ppg, 5.5 rpg and 2.5 apg, in 2023-24...Second-team Conference USA pick in 2022-23, averaging 13.8 ppg and 5.3 rpg...MVP of the CBI (16.3 ppg, 7.8 rpg, 3.0 apg)...His late father (Henry) scored a school-record 2,382 points at Charlotte and is a member of the school's Hall of Fame.

Career Bests (includes Charlotte): Pts: 32 (2x) | Reb: 13 | Ast: 9 | Stl: 4



#4 JUWAN GARY | F | SR. | 6-6 | 226 | COLUMBIA, S.C.

2024-25 Averages: PPG: 11.9 | RPG: 4.4 | SPG: 1.3

Worth Noting: Third-year starter at NU who is 68 points away from 1,000 for his career...Had 14 points and two steals vs. Oregon State...Posted a season-high 21 points on 8-of-10 shooting at Hawai'i...Had 14 points and five boards vs. Indiana...Had 18 points, five boards and two blocked shots vs. North Florida...Keyed NU's win at No. 14 Creighton with 16 points and seven boards...Had 19 points and a career-high five assists vs. FDU...Averaged 11.6 ppg and 6.1 rpg in 2023-24, leading NU in both blocks and steals per game...Totalled five double-doubles in 2023-24, highlighted by a 13-point, 18-board effort at K-State...Career high 22 points vs. Minnesota...Started 17 games before shoulder surgery in 2022-23...Played in 29 games at Alabama in 2021-22...Helped Crimson Tide to an SEC title and an NCAA Sweet 16 appearance in 2020-21.

Career Bests (includes Alabama): Pts: 22 | Reb: 18 | Ast: 5 | Bl: 4 | St: 5



#9 BERKE BÜYÜKTÜNCEL | F | SO. | 6-10 | 240 | BURSA, TÜRKİYE

2024-25 Averages: PPG: 8.1 | RPG: 6.4 | APG: 1.5 | SPG: 1.3

Worth Noting: Comes off a career-high 16 points on 6-of-8 shooting, including 3-of-4 from 3, in the win over Oregon State...Matched career bests in rebounds (nine) and steals (three) at Hawai'i...Had six points and nine boards vs. Murray State...Posted 12 points and nine rebounds in win at No. 14 Creighton...Recorded 15 points, three steals and three blocked shots vs. Saint Mary's...Played in 26 games, including eight starts, at UCLA in 2023-24, averaging 4.9 points and 2.7 rebounds per game...Played for Türkiye at the 2024 U20 European Championships, averaging 12.0 points and 7.7 rebounds per game while shooting 51 percent from the field and 54 percent from 3-point range...Rated the No. 36 player in the class of 2023 by 24/7 Sports, while he was rated by ESPN.com as the No. 2 international player to enter college basketball in 2023-24.

Career Bests (includes UCLA): Pts: 16 | Reb: 9 (3x) | Ast: 3 (4x) | Stl: 3 (2x) | Bl: 3



#34 BRAXTON MEAH | C | SR. | 7-1 | 265 | LAYTON, UTAH

2024-25 Averages: PPG: 3.5 | RPG: 3.9

Worth Noting: Two-year starter at Washington who joined program in offseason...Has a career .725 field goal percentage...Had two boards and an assist in 16 minutes vs. Oregon State...Totalled six points and five boards at Hawai'i...Posted a season-high 12 points on 6-of-6 shooting and five boards vs. South Dakota...Had six rebounds and a steal in 11 minutes vs. No. 14 Creighton...Played in all 32 games at UW, averaging 5.3 points and 5.3 rebounds per game...Led UW in field goal percentage (.770) and blocked shots (27)...Named to Pac-12 All-Defensive Team in 2022-23, averaging 8.8 points, 7.2 rebounds and 1.6 blocks per game...Ranked fifth in Pac-12 in blocked shots and seventh in rebounding, while leading conference with a .706 field goal percentage...Began his college career at Fresno State.

Career Bests (includes Wash/Fresno St.): Pts: 21 | Reb: 17 | Ast: 3 (3x) | Stl: 2 (5x) | Bl: 6

NATIONAL POLLS

ASSOCIATED PRESS (DEC. 23)

No	Team (1st)	Record	Points	Prev.
1	Tennessee (41)	11-0	1528	1
2	Auburn (21)	11-1	1505	2
3	Iowa State	10-1	1415	3
4	Duke	10-2	1344	5
5	Alabama	10-2	1258	6
6	Florida	12-0	1239	7
7	Kansas	9-2	1097	8
8	Marquette	11-2	1038	9
9	Oregon	11-1	970	10
10	Kentucky	10-2	959	4
11	UConn	10-3	903	11
12	Oklahoma	12-0	850	14
13	Texas A&M	10-2	811	12
14	Gonzaga	9-3	757	13
15	Houston	8-3	615	15
16	Ole Miss	11-1	506	17
17	Cincinnati	10-1	494	19
18	Michigan State	10-2	426	20
19	Mississippi State	11-1	423	19
20	San Diego State	8-2	319	23
21	Purdue	8-4	270	16
22	UCLA	10-2	246	18
23	Arkansas	10-2	158	23
24	Illinois	8-3	135	24
25	Baylor	7-3	123	25

Others receiving votes: Maryland 119, Dayton 108, Drake 91, St. John's 90, Memphis 65, Michigan 50, Georgia 45, Pittsburgh 27, West Virginia 26, Missouri 25, Ohio State 23, North Carolina 20, Clemson 18, Arizona State 13, Utah State 9, Wisconsin 9, Texas Tech 8, Indiana 8, St. Bonaventure 4, Penn State 3

USA TODAY COACHES (DEC. 23)

No	Team (1st)	Record	Points	Prev.
1	Tennessee (20)	11-0	764	1
2	Auburn (11)	11-1	746	2
3	Iowa State	10-1	706	3
4	Duke	10-2	659	5
5	Florida	12-0	649	6
6	Alabama	10-2	620	7
7	Kansas	9-2	531	8
8	Marquette	11-2	529	9
9	Oregon	11-1	484	10
10	Kentucky	10-2	476	4
11	Oklahoma	12-0	412	15
12	Houston	8-3	406	12
13	Texas A&M	10-2	405	11
14	UConn	10-3	395	13
15	Gonzaga	9-3	327	14
16	Ole Miss	11-1	261	16
17	Cincinnati	10-1	252	20
18	Michigan State	10-2	233	19
19	Mississippi State	11-1	196	25
20	San Diego State	8-2	148	23
21	UCLA	10-2	128	18
22	Illinois	8-3	86	NR
23	Baylor	7-3	83	NR
24	St. John's	10-2	82	NR
25	Purdue	8-4	73	17

Others receiving votes: Maryland 65; Michigan 52; Drake 51; Arkansas 51; Georgia 42; Clemson 40; Dayton 28; Memphis 25; Pittsburgh 22; Utah State 14; Texas Tech 9; Wisconsin 7; North Carolina 6; Missouri 6; West Virginia 5; Penn State 1

BIG TEN STANDINGS (DEC. 28)

Team	B1G	Pct.	Overall	Pct.
Michigan State	2-0	1.000	10-2	.833
UCLA	2-0	1.000	11-2	.846
Michigan	2-0	1.000	9-3	.750
Oregon	1-1	.500	11-1	.917
Maryland	1-1	.500	11-2	.846
Penn State	1-1	.500	10-2	.833
Nebraska	1-1	.500	10-2	.833
Indiana	1-1	.500	9-3	.750
Iowa	1-1	.500	9-3	.750
Northwestern	1-1	.500	9-3	.750
Illinois	1-1	.500	8-3	.727
USC	1-1	.500	9-4	.692
Ohio State	1-1	.500	8-4	.667
Purdue	1-1	.500	8-4	.667
Rutgers	1-1	.500	7-5	.583
Wisconsin	0-2	.000	10-3	.769
Washington	0-2	.000	8-4	.667
Minnesota	0-2	.000	7-5	.583

Big Ten Schedule

All times listed are central

Date	Contest	Time
Dec. 22	Wisconsin 76, Detroit 53	
Dec. 22	Illinois 80, Missouri 77	
Dec. 22	Michigan 89, Fort Wayne 58	
Dec. 22	USC 82, Southern 51	
Dec. 22	Nebraska 66, Murray State 49	
Dec. 23	Seattle U. 79, at Washington 70	
Dec. 23	Nebraska 69, Hawai'i 55	
Dec. 25	Nebraska 78, Oregon St. 66	
Dec. 28	Maryland 81, UMEs 66	
Dec. 28	UCLA 65, Gonzaga 62	
Dec. 29	Indiana State at Ohio State	11:00 AM CST
Dec. 29	Penn at Penn State	12:00 PM CST
Dec. 29	Northeastern at Northwestern	12:30 PM CST
Dec. 29	Chicago State at Illinois	1:00 PM CST
Dec. 29	Morgan State at Minnesota	1:00 PM CST
Dec. 29	NIJIT at Washington	2:00 PM CST
Dec. 29	Winthrop at Indiana	3:00 PM CST
Dec. 29	Weber State at Oregon	4:00 PM CST
Dec. 29	Toledo at Purdue	5:00 PM CST
Dec. 29	Western Kentucky at Michigan	7:00 PM CST
Dec. 30	Western Mich. at Michigan State	2:00 PM CST
Dec. 30	Columbia at Rutgers	4:00 PM CST
Dec. 30	New Hampshire at Iowa	6:00 PM CST
Dec. 30	Southern at Nebraska	8:00 PM CST
Jan. 2	Northwestern at Penn State	6:00 PM CST
Jan. 2	Purdue at Minnesota	7:00 PM CST
Jan. 2	Rutgers at Indiana	7:30 PM CST
Jan. 2	Maryland at Washington	8:30 PM CST
Jan. 2	Illinois at Oregon	9:00 PM CST
Jan. 3	Iowa at Wisconsin	6:00 PM CST
Jan. 3	Michigan State at Ohio State	7:00 PM CST
Jan. 4	UCLA at Nebraska	1:00 PM CST
Jan. 4	Michigan at USC	7:00 PM CST
Jan. 5	Indiana at Penn State	11:00 AM CST
Jan. 5	Northwestern at Purdue	1:00 PM CST
Jan. 5	Illinois at Washington	3:00 PM CST
Jan. 5	Maryland at Oregon	3:00 PM CST
Jan. 6	Wisconsin at Rutgers	6:00 PM CST
Jan. 6	Ohio State at Minnesota	8:00 PM CST
Jan. 7	Nebraska at Iowa	7:00 PM CST
Jan. 7	Michigan at UCLA	9:00 PM CST

BY THE NUMBERS

Nebraska Cornhuskers			Southern Jaguars		
2024-25 Team Statistics (Record: 9-2, 1-1 Big Ten)			2024-25 Team Statistics (Record: 5-7)		
Category	Nebraska	OPP	Category	SU	OPP
SCORING	933	803	Scoring	949	873
Points per game	77.8	66.9	Points per game	79.1	72.8
Scoring margin	+10.8	-	Scoring margin	+6.3	-
FIELD GOALS-ATT	319-678	273-695	Field goals-att	347-778	291-661
Field goal pct	.471	.393	Field goal pct	.446	.440
3 POINT FG-ATT	83-249	112-355	3 point fg-att	83-267	108-300
3-point FG pct	.333	.315	3-point FG pct	.311	.360
3-pt FG made per game	6.9	9.3	3-pt FG made per game	6.9	9.0
FREE THROWS-ATT	212-275	145-203	Free throws-att	172-248	183-269
Free throw pct	.771	.714	Free throw pct	.694	.680
F-Throws made per game	17.7	12.1	F-Throws made per game	14.3	15.3
REBOUNDS	431	400	Rebounds	448	403
Rebounds per game	35.9	33.3	Rebounds per game	37.3	33.6
Rebounding margin	+2.6	-	Rebounding margin	+3.8	-
ASSISTS	157	136	Assists	167	187
Assists per game	13.1	11.3	Assists per game	13.9	15.6
TURNOVERS	143	177	Turnovers	149	193
Turnovers per game	11.9	14.8	Turnovers per game	12.4	16.1
Turnover margin	+2.8	-	Turnover margin	+3.7	-
Assist/turnover ratio	1.1	0.8	Assist/turnover ratio	1.1	1.0
STEALS	100	64	Steals	125	91
Steals per game	8.3	5.3	Steals per game	10.4	7.6
BLOCKS	34	31	Blocks	40	61
Blocks per game	2.8	2.6	Blocks per game	3.3	5.1

SCOUTING SOUTHERN

Southern comes to Lincoln with a 5-7 record after falling at USC on Dec. 22. The Jaguars returned three starters and five letterwinners from a team that went 18-14 and finished third in the SWAC for second-year coach Kevin Johnson. Southern played nine of its first 12 games away from home, including games at Iowa, Texas A&M, Ole Miss and USC. The Jaguars, who were picked to finish third in the SWAC, have notched a pair of road wins, a 73-70 triumph at Louisiana Tech and a 70-66 victory at Tulsa. Southern comes to town averaging 79.1 ppg and is out-rebounding opponents by nearly four caroms per game. Defensively, the Jaguars are eighth nationally with 10.4 steals per game with six players averaging at least a steal per game.

The Jaguars are balanced with 10 players averaging at least five points per game. Michael Jacobs, a 6-foot-2 guard, averages a team-high 10.6 points per game along with 2.8 assists per game while making just four starts this season. Jordan Johnson is second on the team in scoring at 10.4 points per game and has made a team-high 22 3-pointers. Senior guard Tidjiane Dioumassi dishes out 5.0 assists per game and has a 2.2-to-1 assist to turnover ratio while scoring nine points per game.

Nebraska leads the all-time series, 4-0 with all four meetings taking place since 2012. The last meeting was an 82-59 Husker win on Nov. 21, 2021. The Huskers are 30-1 against the current members of the SWAC following the win over Bethune-Cookman on Nov. 9.

Southern Probable Starters

						2024-25 Stats			
No.	Name	Yr.	Pos.	Ht.	Wt.	G/GS	PPG	RPG	Other
2	Joe Manning	Jr.	G	6-2	175	12/7	5.8	1.0	.480 3pt. Pct.
11	Jordan Johnson	So.	G	6-4	195	12/8	10.4	1.9	1.3 spg
4	Derrick Tezeno	Sr.	F	6-4	205	12/8	7.7	4.6	1.1 spg
1	DaMariee Jones	Sr.	F	6-5	185	12/5	7.0	4.3	.638 FG Pct.
0	Brentay Noel	So.	C	6-10	220	12/10	4.1	2.9	.514 FG Pct.

LAST TIME OUT

Brice Williams led three Huskers in double figures with 25 points, as Nebraska won its first multi-team event since 2000 with a 78-66 win over Oregon State on Dec 25.

Williams, who was named MVP, finished with 25 points on 9-of-13 shooting along with a season-high seven rebounds and four assists to lead three Huskers (10-2) in double figures. Berke Büyüktuncel added a career-high 16 points and six boards while Juwan Gary chipped in 14 points, as Nebraska improved to 10-2 on the season. Büyüktuncel, who hit 3-of-4 from 3-point range, joined Williams on the all-tournament team.

Oregon State was within 67-63 with less than three minutes to go before the Huskers finally seized control. Williams, who had 15 of his 25 points in the second half, hit a jumper before Büyüktuncel's third 3-pointer of the

Notes from the Oregon State Game

- Nebraska won its first MTE event since the 2000 San Juan Shootout, while Nebraska Head Fred Hoiberg is the first coach to win multiple Diamond Head Classics, as his Iowa State team won the 2013 event.
- Brice Williams posted his fifth game of at least 25 points this season, finishing with 25 points, a season-high seven rebounds and four assists.
- Berke Büyüktuncel finished with career-highs in both points (16) and three pointers (three), as he went 3-of-4 from beyond the arc.
- Nebraska finished at 53.2 percent shooting, the third time the Huskers shot over 50 percent this season.
- Nebraska went 20-of-24 and finished the tournament going 38-of-44 (.863) from the foul line.
- Nebraska held Oregon State to 39.6 percent shooting, the seventh opponent in 12 games under 40 percent.

night stretched the lead to nine with 1:51 left.

NU's lead was cut to 72-66 before Williams' 3-point miss was grabbed by Sam Hoiberg, and the Huskers took advantage as Williams hit a short jumper to push the lead back to eight with 48 seconds remaining to end OSU's hopes. Nebraska shot 56 percent in the second half and out-rebounded the Beavers 18-9, including five offensive boards which led to 11 second-chance points, as NU became the second team to out-rebound OSU this season.

WORTH NOTING

- Nebraska's 10-2 record matches NU's best 12-game mark since opening the 1994-95 season with an 11-1 mark in its first 12 contests. The Huskers were also 10-2 on five other occasions (2003-04, 2007-08, 2010-11, 2018-19, 2023-24) since 2003-04.
- A win over Southern on Monday will cap one of the most successful non-conference slates in school history. NU has finished non-conference play with one loss only five times (10-1, 2023-24; 10-1, 2018-19; 10-1, 2003-04; 12-1, 1991-92; 11-1, 1977-78) since World War II.
- Nebraska looks to extend an 18-game home win streak dating back to last December while a win on Monday would give NU its second perfect non-conference home mark in the last three years. NU is 18-1 at home in non-conference games over the past three years. Nebraska's record for consecutive home wins is 20, set two previous times in program history (from 1965 to 1967 and from 2017 to 2019).
- Nebraska's 2024 Diamond Head Classic title marked the program's first MTE event title since the 2000 San Juan Shootout. With the win, Nebraska Coach Fred Hoiberg became the first coach to win multiple Diamond Head Classic titles, as he coached Iowa State to the 2013 championship.
- With road wins at No. 14 Creighton and Hawaii, Nebraska won multiple non-conference road games for the first time since the 2011-12 season and just the second time in the last 25 years. Entering this weekend's action, Nebraska's two non-conference road wins lead the Big Ten as only Nebraska (2), Oregon (1) and Penn State (1) have won true road games in non-conference action. The only remaining non-conference road game in 2024-25 is when Illinois travels to Duke on Feb. 22.
- Nebraska enters the weekend as one of 12 Big Ten teams in the top 50 of the NET and moved to 44th following the win over Oregon State. As of Dec. 27, 16 of the 18 Big Ten teams are in the top-100 of the NET.
- Brice Williams earned MVP honors at the Diamond Head Classic, as he averaged 22.0 points per game on 56 percent shooting, 3.7 rebounds, 3.0 assists and 2.0 steals per game. Williams is averaging 20.7 ppg on 57 percent shooting in six games this month.
- With a pair of 30-point games in the last two weeks, Williams is just the sixth Husker in the Big Ten era to have multiple 30-point games. He had 30 points in the win over Indiana on Dec. 13 and tied his career high with 32 points against Hawai'i on Dec. 23. In addition, he is now tied for the Big Ten lead in 30-point games this season with two, joining Rutgers' Dylan Harper and Wisconsin's John Tonje.
- Juwan Gary is playing some of the best basketball of his career over the last three weeks. The senior is averaging 14.5 ppg on 50 percent shooting during Nebraska's four-game win streak. Gary also has played a major role in holding opponents to 37 percent shooting in that stretch.
- Sophomore Berke Büyüktuncel joined Williams on the Diamond Head Classic All-Tournament team, as he had a career-high 16 points in NU's win over Oregon State. The 6-foot-10 sophomore also tied career highs in rebounds against both Murray State and Hawai'i.
- Nebraska's strength has been on the defensive end, and that continued in Hawai'i. The Huskers held Murray State (49) and Hawai'i (55) to season-low point totals and allowed just 66 points to Oregon State in the title game. Entering this weekend's action, NU is now 19th nationally in KenPom's defensive efficiency.
- Over the last 16 games dating back to last season, Brice Williams is averaging 19.8 points per game on .511 shooting and has nine 20-point efforts in that span. He had reached double figures in 13 straight games before being held to nine points against Murray State on Dec. 22.
- NU has relied on its depth during the early going, with six players averaging at least 7.7 points per game over the first 12 games. Eight different players have posted double-figure efforts, while three players (Brice Williams, Connor Essegian and Juwan Gary) have recorded 20-point games. In addition to the eight who have reached double figures at least once, two others have scored at least eight points at least once in a game this season. Williams is the only Husker in the top 40 of the Big Ten in scoring as of Dec. 17.
- Nebraska has been prolific at getting to the foul line for most of the season. Nebraska ranks among the Big Ten leaders in free throws made and attempted per game and free throw percentage. NU ranks in the top 50 nationally in free throws made and free throw percentage. As a team, the Huskers went 38-of-44 (.863) during the three games at the Diamond Head Classic. Nebraska's 77.1 percent shooting from the foul line through the first 12 contests is above last year's percentage (76.0).

NU's 30-Point Games (Big Ten era)

No.	Player	30+ Point Games
1.	James Palmer Jr.	4
2.	Terry Petteway	3
	Shavon Shields	3
	Keisei Tominaga	3
5.	Brice Williams	2
	Andrew White II	2

KenPom Adjusted Defense

Year	Adj D.	NCAA Rk.
2021-22	102.9	178th
2022-23	98.8	69th
2023-24	98.7	43rd
2024-25	95.5	19th

Living at the Line

Category	No.	NCAA	B1G
Free Throw Att/GM	22.9	54th	6th
Free Throw Made/GM	17.3	31th	4th
Free Throw Percentage	77.1	33rd	3rd

RECORD AT PINNACLE BANK ARENA

Season	Wins	Losses	Pct.
2013-14	15	1	.938
2014-15	10	6	.625
2015-16	10	8	.556
2016-17	8	8	.500
2017-18	16	1	.941
2018-19	13	5	.722
2019-20	5	11	.313
2020-21	6	9	.400
2021-22	7	11	.368
2022-23	11	4	.733
2023-24	18	1	.947
2024-25	6	0	1.000
Totals	125	66	.654

2024-25 MISC. STATS

TEAM LEADERS

Double-Figure Scoring Games: Williams (11); Gary (7); Essegian (6); Morgan (6); Büyüktuncel (4); Worster (4); Meah (1); Ulis (1)

10+ Rebounding Games: Morgan (1)

10+ Assist Games: N/A

Double-Doubles: Morgan (1)

Triple-Doubles: N/A

20-Point Games: Williams (6); Essegian (2); Gary (1)

30-Point Games: Williams (2)

Games Leading NU in Scoring: * ... Williams (6); Gary (3); Essegian (3); Morgan (1)

Games Leading NU in Rebounding: * Büyüktuncel (4)
..... Worster (2); Morgan (4); Williams (2); Gary (1)

Games Leading NU in Assists: * Worster (5); Gary (3); Ulis (2); Williams (5); Morgan (1)

Games Leading NU in Blocks: * Worster (2); Griffiths (2); Büyüktuncel (2); Gary (4); Hoiberg (1); Morgan (3); Jacobsen (1); Williams (1); None (2)

Games Leading NU in Steals: Worster (3); Gary (3); Hoiberg (4); Büyüktuncel (4); Williams (4); Morgan (1); Ulis (1); Meah (1)

HUSKER DOUBLE-DOUBLES IN 2024-25

Player	Opponent	Totals
Morgan	Murray State	12 pts/12 reb

HUSKER DOUBLE-DOUBLES CHART

Player	2024-25	at Neb	Career*
Mast	0	6	26
Gary	0	6	8
Williams	0	1	5
Meah	0	0	6
Worster	0	0	4
Morgan	1	1	5
Totals	1	14	54

*-Includes previous schools

DOUBLE-DIGIT RUNS IN 2024-25

Nebraska already has 10 double-figure runs in 12 games during the 2024-25 season, two during the Diamond Head Classic. Last year, the Huskers had 23 double-figure runs in 34 contests.

2024-25 Double-Figure Runs

Run	Opponent	Time (Half)
15-0	North Florida	18:15-14:03 (1st)
12-0	UTRGV	4:34-2:30 (2nd)
11-0	Saint Mary's	1:19 (1st)-18:54 (2nd)
11-0	at Creighton	7:40-2:37 (1st)
10-0	FDU	11:49-8:53 (1st)
10-0	South Dakota	6:43-5:14 (1st)
10-0	North Florida	3:58-0:00 (2nd)
10-0	Indiana	6:27-3:08 (2nd)
16-0	Murray State	14:45-8:43 (1st)
15-0	at Hawai'i	7:03-0:40 (1st)

2024-25 MBB QUICK FACTS

Location	Lincoln, Neb.
Founded	1869
Enrollment	23,992 (fall 2024)
Nickname	Cornhuskers, Huskers
Colors	Scarlet & Cream
Affiliation	NCAA Division I
Conference	Big Ten Conference
Home Arena	Pinnacle Bank Arena
Capacity/Year Opened	15,000/2013
University of Nebraska President	Dr. Jeffrey P. Gold
Chancellor	Rodney Bennett
Director of Athletics	Troy Dannen
Athletic Dept. Phone	(402) 472-4224
Assistant A.D./Ticketing	Holly Adam
Ticket Office Phone	(402) 472-3111 or 1-800-8BIGRED
Website	Huskers.com

BASKETBALL HISTORY

First year of basketball	1896-97
Regular-season conference titles (last)	7 (1950)
Postseason conference titles (last)	1 (1994)
All-time postseason appearances	27
All-time postseason record	24-26
NCAA Appearances (last)	8 (2024)
NCAA Record	0-8
NIT Appearances (last)	19 (2019)
NIT Record	24-18

BASKETBALL STAFF

Head Coach	Fred Hoiberg (6th season)
Alma Mater (Year)	Iowa State (1995)
Assistant Coaches	Adam Howard (3rd season)
	Nate Loenser (4th season)
	Ernie Zeigler (3rd season)
Director of Men's Basketball Strength and Conditioning	Kurt Joseph
Director of Basketball Strategies & Business Operations	Luca Virgilio
Asst. Director of Operations	Sheryl Burbach
Director of Player Development	Emmanuel Tommy
Video Coordinator	Michael Bania
Recruiting Coordinator	Padyn Borders
Graduate Managers	Nihilo Ibarra, Justin Moore, Josiah Allick
Athletic Trainer	Andrew McCabe
Equipment Manager	Pat Norris

2024-25 TEAM INFORMATION

2023-24 Record	23-11 (18-1 H, 3-8 A, 2-2 N)
Big Ten Record (Finish)	12-8 (t-3rd)
Big Ten Championship	1-1, def. Indiana, 93-66;
	lost to Illinois, 87-98
Postseason	NCAA First Round
Starters Returning/Lost	3/2
Lettermen Returning/Lost	7/7
Scholarship Newcomers	8

COMMUNICATIONS INFORMATION

Sr. Associate A.D./Communications	Keith Mann
Office Phone	(402) 472-2263
Sr. Assoc. Director/MBB Contact	Shamus McKnight
Office/Cell Phone	(402) 472-7772 / (402) 540-0268
E-Mail	smcknight@huskers.com
Press Row Phone	(402) 904-5925
Communications Mailing Address	800 Stadium Drive
	Lincoln, NE 68588-0123

MEDIA SITE

Additional media resources, including a digital media guide, and headshots are available at our media site.
<https://go.unl.edu/202425-mbbmedia>

25.1

Nebraska has gotten great production from its bench in the early going, averaging 25.1 points per game over the first 12 games. Nebraska has gotten 12 double-figure efforts from its bench this season (Morgan-6, Essegian-5; Ullis-1). The Huskers led the Big Ten in bench production last season, averaging 21.4 points per game.

• With its 10-2 start in 2024-25, Nebraska is 39-16 over the last 55 games dating back to the start of February 2023. NU's .709 winning percentage trails only Purdue among Big Ten programs in that stretch. NU would still be second if you included the four new Big Ten schools (Oregon, UCLA, Washington and USC). NU went just 33-80 from the start of the 2019-20 season until Feb. 1, 2023.

• One area where Nebraska has excelled early on is converting on opponent turnovers. The Huskers are 58th nationally in forcing turnovers at 14.8 per game as of Dec. 27 after ranking 217th in that category a year ago. Nebraska is averaging 16.5 points per game off opponent turnovers over the first 12 games.

• Nebraska is averaging 8.2 steals per game to rank fifth in the Big Ten as of Dec. 27. Five Huskers average at least one steal per game led by Sam Hoiberg's 1.5 spg. Hoiberg is the only player in the Big Ten averaging at least 1.5 steals per game while playing less than 20 minutes per contest.

• Nebraska comes into Monday's game averaging 77.8 points per game. NU has scored 70+ points in eight of 12 games, including five games with at least 80 points. Last season, NU averaged 77.7 points per game, its highest offensive total since the 1995-96 season.

• The Huskers are 35-3 over the last two seasons when out-rebounding opponents. NU had won 27 straight games when out-rebounding opponents before the streak was snapped against Saint Mary's on Nov. 17. NU has been out-rebounded only once in 12 games.

• Nebraska comes off one of its most successful seasons in program history. The Huskers went 23-11 in 2023-24 and tied for third in the Big Ten standings before reaching the NCAA Tournament for the first time since 2013-14. The Huskers' 23 wins were the most since setting a school-record with 26 wins in 1990-91, while NU's 12 conference wins also ranked second in school history.

• Nebraska has increased its win total in each of the past three years, marking the first time NU has done that since the mid-1960s (1963-64 to 1965-66). If Nebraska can improve its win total this year, it would mark the first time since a four-year stretch from 1945-46 to 1948-49 that the Huskers improved their win total in four consecutive seasons.

• Over the past two seasons (2022-23 and 2023-24), NU has won 21 conference games, the highest two-year total since the 1965-66 and 1966-67 teams won 22 conference tilts. The last two seasons under Fred Hoiberg mark just the fourth time in school history that Nebraska has won 20 or more conference games in a two-year span.

• Senior forward Rienk Mast received his master's degree in applied science this weekend. Mast, who is redshirting, earned his undergraduate degree from Bradley in May of 2023.

Best Records in B1G since Feb. 1, 2023		
No.	Team	Record Pct.
1.	Purdue	50-14 .781
2.	Nebraska	39-16 .709
3.	Illinois	41-19 .683
4.	Northwestern	38-21 .644
5.	Michigan State	37-22 .629
as of games of Dec. 27		

Offensive Strides (12 Game Totals)		
Category	2023-24	2024-25
Points per Game	76.5	77.8
FG Pct.	.437	.471
3-Pt Pct.	.331	.333
3 Pt/Gam	8.82	6.9
FT Pct.	.742	.771

Most Single-Season Wins		
No.	Wins	Year
1.	26	1990-91
2.	23	2023-24
3.	22	Four times

WILLIAMS HONORED

Senior guard Brice Williams was honored on Dec. 16, as he was tabbed as the Big Ten Player of the Week following the Huskers' win over Indiana. Williams paced Nebraska with a season-high 30 points, along with a season-high six rebounds and five assists in NU's 85-68 win over the Hoosiers. He was 10-of-15 from the field and 8-of-11 from the foul line en route to posting his fourth career 30-point game and first as a Husker. Williams scored nine of his 30 points in the final 6:30 after Indiana closed to within 68-67. He became just the second Husker in the Big Ten era (2011-12 to present) to have 30 points and five assists in a game.

TRIO OF HUSKERS LOOKING FOR 1,000 CAREER POINTS

Nebraska has a pair of career 1,000-point scorers in Rienk Mast and Brice Williams, while three other Huskers could reach the 1,000-point mark in the next few weeks. Rollee Worster enters Monday's game needing just 14 points to reach the 1,000-point mark, while Andrew Morgan (48 points away) and Juwan Gary (68 points away) are closing in quickly.

Career Points (as of Dec. 25)	
Player	Total
Brice Williams	1,492
Rienk Mast	1,396
Rollee Worster	986
Andrew Morgan	952
Juwan Gary	932

A QUICK LOOK AT THE 2024-25 HUSKERS

Nebraska enters the 2024-25 season with a solid group of returners and a deep group of transfers. NU returned six players - not including Rienk Mast, who will miss all of 2024-25 following knee surgery - who saw action a season ago, including returning starters Brice Williams and Juwan Gary. In addition, junior guard Sam Hoiberg was one of three Huskers who played in all 34 games in 2023-24. Nebraska added seven Division I transfers, all of

3,875

Career points scored between Brice and his father, Henry, who played at Charlotte from 1988 to 1992. Entering the Diamond Head Classic, Brice (.8313) is just above Henry (.8222) in career free throw percentage, as the pair have nearly 1,000 combined free throw attempts during their college careers (Henry-585; Brice-403).

70

Over the last two-plus seasons, Nebraska has been exceptional when holding opponents to 70 points or less. The Huskers are 39-4 (.909) when holding opponents to 70 points, including 34 straight wins since a 65-62 overtime loss to No. 4 Purdue on Dec. 10, 2022.

whom are in NU's rotation so far.

- Of the nine players who have been in the rotation through the first 12 games, six are in their first season of action for Nebraska. In all, newcomers account for more than half of NU's minutes (60%), scoring (54%), rebounds (71%) and assists (64%). Six of NU's top eight scorers are in their first year of competition at Nebraska.
- Nebraska's active roster features three players who have started a combined 72 games at Nebraska entering the 2024-25 season: Juwan Gary (37); Brice Williams (34) and Sam Hoiberg (1), but that tells only part of the story. The 16 active players have combined to start 380 career games at the Division I level. That list includes Rollie Worster (101); Brice Williams (61); Andrew Morgan (59); Juwan Gary (55); Braxton Meah (47); Ahron Ulis (27); Connor Essegian (19); Berke Büyüktuncel (8) and Gavin Griffiths (3). In addition, Rienk Mast has 111 career starts, including 32 games last season at Nebraska, but will redshirt this season.
- Nebraska features one of the oldest rosters in the country. Of the 17 players on the 2024-25 roster, nine have played at least three seasons of college basketball. Juwan Gary, Brice Williams and Rienk Mast are all in their sixth year of college while Braxton Meah, Ahron Ulis and Rollie Worster are beginning their fifth season of college basketball. According to research by Chris Kowalczyk at VCU, Nebraska is one of 10 programs nationally with at least six players who are in their fifth year or greater in college basketball.
- After having one active player with previous NCAA Tournament experience last season (Juwan Gary), the 2024-25 Huskers have nine players who have played in the NCAA Tournament. All seven of Nebraska's returnees saw action in the Huskers' game at Texas A&M last spring, while Ahron Ulis played in three tournaments as part of the Iowa program from 2021-23. NU also added Rollie Worster who started for Utah State in the 2021 NCAA Tournament. In addition, Connor Essegian was on Wisconsin's NCAA Tournament team last spring, but did not play against James Madison in the 2024 NCAA Tournament.

WILLIAMS LOOKS TO BUILD ON POSTSEASON SUCCESS

Senior guard Brice Williams has built upon a strong finish in the early stages of the 2024-25 season. The 6-foot-7 senior enters Monday's game averaging a career-best 19.2 points per game. He has reached double figures 12 times, including a pair of 30-point games and six 20-point performances.

- He comes off an MVP performance in the Diamond Head Classic, averaging 22.0 points per game on 56 percent shooting, along with 3.7 rebounds, 3.0 assists and 2.0 steals per game. He tied a career high with 32 points in the semifinal win over Hawai'i and had 25 points, seven boards and four assists against Oregon State.
- Williams now has five career 30-point games including his time at Charlotte and 13 games of at least 25 points, including six at Nebraska.
- His 19.8 ppg scoring average is the second-highest average by a Husker after 12 games in the Big Ten era (2011-12 to present).
- He is shooting a career-best 91.0 percent from the foul line to rank fifth in the Big Ten in free throw percentage. He is bidding to become the third player in school history to shoot 90 percent from the foul line (Jack Moore, 1980-81 and 1981-82; Cary Cochran, 2001-02).
- Williams earned Big Ten and USBWA National honors following his performance at Indiana, when he had 30 points, six boards and five assists.
- Williams had 28 points against Saint Mary's on Nov. 17 and 27 points in the season opener against UTRGV on Nov. 4. His 27-point night was one of the highest opening-night totals by a Husker in the last 30 years.

Williams' emergence began during the Huskers' 2024 postseason run when he averaged 23.3 points per game during the Big Ten and NCAA Tournaments. He had more 20-point games in three postseason games (three) than in 31 regular-season games (two) during 2023-24.

- His 23.3 ppg after the end of the regular season is the highest by a returning Big Ten player entering 2024-25. Of the seven players who averaged 20+ ppg in the postseason, he is the only one back at a Big Ten school this season.

GARY RETURNS AS HUSKERS' GLUE GUY

One luxury Nebraska has is the return of senior forward Juwan Gary. The 6-foot-6 senior from Columbia, S.C, has shown the ability to stuff a stat sheet, but revels in doing the little things to help NU be successful.

- Gary comes into the Murray Southern game averaging 11.9 points, 4.0 rebounds and 1.3 steals per game,

HUSKERS IN THE NBA

A trio of former Nebraska Cornhuskers were on opening night rosters for the 2024-25 season. Dalano Banton and Bryce McGowens are teammates on the Portland Trail Blazers, while Jack McVeigh is a rookie with the Houston Rockets. It is the fourth straight season that Nebraska has had multiple players on NBA rosters.

Banton comes off his best season as a professional, averaging 10.3 points 3.3 rebounds and 2.4 assists per game while splitting time with both the Boston Celtics and Portland Trailblazers. He flourished after his trade with Portland, averaging 16.7 points, 4.8 rebounds and 3.6 assists per game in 30 games. Banton begins his fourth NBA season after being a second-round pick in 2021. After sitting out the 2019-20 campaign, Banton played in all 27 games, including 22 starts, for the Huskers in 2020-21, averaging 9.6 points per game while leading the Huskers in both rebounding (5.9) and assists (3.9) per game. He was the first Husker since 1974 to lead NU in both rebounding and assists in the same season. Banton posted the second triple-double in school history with 13 points, 11 rebounds and 10 assists in just 21 minutes against Doane and totaled 14 games in double figures.

McGowens begins his third NBA season, as he is on a two-way contract with the Trail Blazers after signing with the organization over the summer. McGowens spent the first two years with the Charlotte Hornets, playing in 105 career games and averaging 5.2 points, 1.9 rebounds and 1.0 assists per game. McGowens was the No. 40 overall pick in 2022, the highest drafted Husker since 1998. At Nebraska, he was a third-team All-Big Ten performer as a freshman in 2021-22, averaging a team-high 16.8 points and 5.2 rebounds per game. An eight-time Big Ten Freshman of the Week, McGowens had 11 games with 20-or-more points, including a season-high 29 points against both Sam Houston and Rutgers.

McVeigh is with the Houston Rockets after signing a two-way contract prior to the 2024 Paris Olympics. He played in a pair of preseason games for the Rockets, averaging 7.5 ppg on 60 percent shooting and 3.0 rebounds per game. This is his rookie season after he played professionally in Australia and Germany, and he became the 16th Husker to play in the NBA when he made his debut on Nov. 6, 2024. McVeigh comes off a strong performance in the 2024 Olympics, averaging 9.5 points per game on 52 percent shooting, including 10-of-19 (.526) from 3-point range. McVeigh played three seasons at Nebraska before returning home to begin his professional career. His best year was in 2016-17, when he averaged 7.5 points and 2.5 rebounds per game in 30 games, including 11 starts. He was a member of the Huskers' 2017-18 team that won 23 games, including a school record 13 conference games.

In addition to the three former Husker players in the NBA, Tyronn Lue is in his fifth season as head coach of the Los Angeles Clippers. Lue, who played at Nebraska from 1996-98, has guided the Clippers to a 184-134 record and three postseason appearances in his four seasons. Last year, he coached Los Angeles to a Pacific Division title. Before taking the Clippers job, Lue led the Cleveland Cavaliers to a 128-83 record, three NBA Finals appearances and the franchise's first NBA title in 2016.

Tracking Williams		
Category	No.	B1G Rk
Scoring	19.7	3rd
FT Made/Gm	5.9	2nd
FT Att/Gm	6.5	6th
Free Throw Pct.	.910	5th
FG Pct.	.514	15th
20-Point Games	6	t-4th
30-Point Games	2	t-1st

Highest Scoring Average Thru 12 Games (Big Ten Era)		
No.	PPG	Player (Year)
1.	19.9	James Palmer Jr. (2018-19)
2.	19.7	Brice Williams (2024-25)
3.	19.3	Terran Petteway (2014-15)
4.	18.4	Teddy Allen (2020-21)
5.	17.3	Terran Petteway (2013-14)
6.	17.2	Shavon Shields (2014-15)
7.	17.0	Tai Webster (2016-17)

Most Points by a Husker in a Season Opener Since 1990		
No.	Player (Opponent)	Year
29	Aleks Maric vs. Omaha	2006-07
28	Shavon Shields vs. FGCU	2013-14
27	Brice Williams vs. UTRGV	2024-25
27	Cookie Belcher at Oral Roberts	2000-01
26	Alonzo Verge Jr. vs. Western Illinois	2021-22

HUSKER COACHING STAFF

- Nate Loenser is in his fourth season on the Husker staff. He joined the Husker program after spending five seasons with the Chicago Bulls organization. Loenser was an assistant coach for the Bulls under both Fred Hoiberg and Jim Boylan for three seasons. He also served as the Bulls' video coordinator and head coach of the Windy City Bulls. Loenser worked with Hoiberg at Iowa State for two seasons.
- Adam Howard is in his third year on the coaching staff. He was selected to participate in the 2023 and 2024 TopConnect Basketball Symposiums, an event featuring some of the nation's top assistant coaches. Prior to joining the NU staff, he spent four years at South Alabama, helping the program to 75 wins in that span after the program had seven straight losing seasons. In 2021-22, South Alabama won 21 games, the school's highest total since 2008. Howard also coached at Troy, Tennessee, Southern Miss and Morehead State after playing collegiately at Western Kentucky.
- Ernie Zeigler is in his third year at Nebraska. He joined the NU staff in August of 2022 after spending six years on Ben Howland's staff at Mississippi State. The Bulldogs had four postseason appearances between 2018-22. Zeigler spent six seasons as the head coach at Central Michigan (2007-12) and previously served stints at UCLA, Pittsburgh, Kansas State, Detroit, and Bowling Green. He helped UCLA to an NCAA runner-up appearance in 2006.

HOIBERG'S HUSKER TIES

- While Fred Hoiberg grew up in Ames and played his high school (Ames High School) and college basketball (Iowa State) there, he was born in Lincoln and has numerous ties to the city and to the University of Nebraska.
- Fred's father (Eric) and mother (Karen) both earned their undergraduate degrees from Nebraska in 1966. In fact, Eric earned his undergraduate degree, Master's degree, and Ph.D. in sociology from the university.
 - His maternal grandfather was former Husker basketball coach Jerry Bush. Known as the "Big Bear of the Coliseum," Bush guided NU from 1955 to 1963, and directed two of the greatest upsets ever – a 43-41 victory over No. 4 Kansas and Wilt Chamberlain, and a 55-48 victory over No. 1 Kansas State and Olympian Bob Boozer during the 1957-58 campaign.
 - His paternal grandfather (Otto) received his Master's Degree and Ph.D from Nebraska. He joined the faculty of the University of Nebraska in 1948, where he taught sociology and served as director of the community development program in the University of Nebraska Extension Division.
 - Fred's son (Sam) is in his fourth season on the Husker basketball team after walking on. Fred and Sam are one of 20 father-son duos in Division I this season.

despite playing just two minutes against South Dakota because of an injury. He is second on the team in scoring, blocked shots and steals.

- Gary helped Nebraska to the Diamond Head Classic title, averaging 14.7 points on 50 percent shooting while helping limited NU's three opponents to just a combined 37 percent shooting.

- He had a season-high 21 points on 8-of-10 shooting in the semifinal win at Hawai'i.
- Gary enjoyed a solid performance in the win over North Florida, finishing with 18 points, five rebounds and two blocked shots in just 23 minutes of action.
- He keyed NU's win over No. 14 Creighton on Nov. 22 with 16 points, including a pair of 3-pointers, seven boards and a pair of steals in the 74-63 win.
- He had a 19-point, five-assist effort against FDU on Nov. 14. His five assists were a career high while he also went 7-of-8 from the foul line.

It continues a trend of Huskers making significant third-year jumps under Hoiberg, as Keisei Tominaga (2024) and Derrick Walker (2023) both earned All-Big Ten honors in their third year at Nebraska after transferring into the program. Last season, Gary averaged a career-best 11.6 points per game on nearly 50 percent from the floor. He tallied 16 double-doubles after posting 20 during his first four collegiate seasons.

Potential Third-Year Leap			
Player	Year 1	Year 2	Year 3
Juwan Gary	9.5	11.6	11.9
Keisei Tominaga	5.7	13.1	15.1
Derrick Walker	5.9	9.5	13.6

ESSEGIAN ENJOYING CAREER YEAR

Connor Essegian has proved to be an impact transfer for the Huskers. The 6-foot-4 guard is averaging a career-high 11.8 points per game on nearly 45 percent shooting while pacing the Huskers in 3-pointers with 29. He ranks fifth in the Big Ten with 2.4 3-pointers per game and sixth in 3-point percentage (.433) entering Monday's action.

- Essegian's numbers compare favorably to his freshman season at Wisconsin, when he was on the All-Big Freshmen team and set a school freshman record with 69 3-pointers.
- He has a pair of 20-point nights among his six double-figure efforts this season. Five of his six double-figure efforts have come off the bench, including his team-high 15 points against Murray State.
- With six 3-pointers against both South Dakota and North Florida, Essegian joined Cary Cochran as the only Huskers in program history with consecutive games with at least six 3-pointers.
- He shined off the bench in Nebraska's win over South Dakota on Nov. 27, establishing career highs in points (29), assists (five) and 3-pointers (six).
- His 29-point performance is the highest-scoring effort by a Husker reserve in the last 50+ seasons. Over the last 30 years, only two Husker reserves (Jamel White vs. Missouri, 1/28/06; Erick Strickland vs. Missouri, 1/30/93) had scored 28 points off the bench.
- According to CBB Reference, the only other Husker in the last 20+ seasons to have at least 29 points, along with five assists and five 3-pointers in a game was Teddy Allen against Penn State in 2021.
- Essegian followed up with a 22-point effort against North Florida on 8-of-10 shooting, as he matched his career high with six 3-pointers.
- He was instrumental in NU's win at No. 14 Creighton on Nov. 22 with 15 points in 21 minutes off the bench and had 13 points in the win over Indiana on Dec. 13.

Comparing Essegian					
Player	MPG	PPG	FG Pct	3 Pt Pct	FT Pct
2022-23 (Wis.)	27.4	11.7	.404	.359	.884
2024-25 (Neb.)	22.9	11.8	.449	.433	.800

PORTAL ADDITIONS APLENTY

Nebraska loaded up in the transfer portal, adding six Division I transfers in the offseason, including five from power conference programs. In addition, the Huskers regain the services of Iowa transfer Ahron Ulis, who sat out the 2023-24 season. In all, the seven newcomer transfers have combined for nearly 4,000 career points, 2,200 rebounds and 850 assists in their collegiate careers.

Husker Transfer Additions (Thru Dec. 26)

Player	Previous Schools	GP	Starts	Points	Rebounds	Assists
Büyüktuncel	UCLA	37	18	207	135	28
Essegian	Wisconsin	80	22	656	287	43
Griffiths	Rutgers	40	3	204	90	28
Meah	Washington/Fresno St.	129	58	615	556	41
Morgan	North Dakota St.	97	59	952	465	86
Worster	Utah/Utah State	115	113	986	524	456
Ulis*	Iowa	93	27	364	153	177
Total		591	300	3984	2210	859

*-Sat out 2023-24 season

BERKE BREAKS OUT

Berke Büyüktuncel has been a valuable addition to the Husker lineup. The 6-foot-10 sophomore leads NU in rebounding (6.4 rpg) and blocked shots (0.8 bpg) while chipping in 8.1 ppg on 54 percent shooting. Büyüktuncel earned a spot on the Diamond Head Classic All-Tournament team after chipping in 8.0 ppg, 8.0 rpg and 1.3 spg. He matched his career high with nine rebounds in each of the first two games before scoring a career-high 16 points on 6-of-8 shooting in the title game against Oregon State. Büyüktuncel has four double-figure efforts this season after having just two during his freshman season at UCLA.

Comparing Berke					
Player	MPG	PPG	RPG	APG	FG Pct
2024-25	23.2	8.1	6.4	1.5	.541
2023-24	16.3	4.5	2.5	0.4	.385

WORSTER, ULIS ARE AT THE POINT

One of the biggest changes for the Huskers is in the backcourt with the additions of Rollie Worster and Ahron Ulis to the Husker lineup. Worster, who played at both Utah State and Utah, has started all 12 games, averaging 8.1 points, 4.3 rebounds, 2.6 assists and 1.1 steals per game. He has been in double figures four times, including a season-high 18 points and nine rebounds against UTRGV and 11 points and four rebounds vs. No. 14 Creighton.

Ulis, who played three seasons at Iowa and started for the Hawkeyes' 2022-23 NCAA Team, has provided a spark off the bench, averaging 3.5 points and 1.9 assists per game while posting a 2.8-to-1 assist-to-turnover ratio. He scored a season-high 10 points, along with three assists and two steals against North Florida and had three points, two rebounds and two assists in the win over Indiana. He did not play in Hawai'i after suffering an ankle injury.

TALL TALES

Braxton Meah gives the Huskers the luxury of a seven-footer on the roster. At 7-foot-1, the Washington transfer is the tallest Husker on the roster since Sergej Vucetic during the 2012-13 and 2013-14 seasons.

Meah led the Huskers in field goal percentage (.770) and blocked shots (27) last season.

Meah scored a season-high 12 points and added five rebounds in the win over South Dakota on Nov. 27. Meah's biggest impact was in the win over No. 14 Creighton on Nov. 22 with six rebounds while helping to hold Ryan Kalkbrenner without a field goal after he entered the game averaging nearly 26 points per game on 89 percent shooting.

Meah teams with fellow senior Andrew Morgan in giving NU a solid 1-2 duo. Morgan comes off the bench and averages 7.7 ppg on 52 percent shooting and 5.3 rebounds per game. He has been in double figures six times, including his first double-double of the season against Murray State with 12 points and a season-high 12 boards.

Tallest Huskers (since 1951)

No.	Player	Ht.	Years
1.	Rich King	7-2	1988-91
2.	Braxton Meah	7-1	2025
	Sergej Vucetic	7-1	2013-14
3.	Kelly Lively	7-0	1989-91
	Dave MacFarlane	7-0	1980
	Oleg Kojenets	7-0	2022-23

HOME SWEET HOME

The Huskers finished with an 18-1 record inside Pinnacle Bank Arena in 2023-24, setting a single-season mark for home wins in a season.

- Following the win over Indiana on Dec. 13, Nebraska has won 18 straight games at home dating back to last season. Over the last two-plus seasons, Nebraska is 35-5 (.875) at Pinnacle Bank Arena.

- The .947 mark in 2023-24 was NU's best home mark by winning percentage since 1965-66 when NU went 11-0 at home. NU was a perfect 10-0 at home in Big Ten Conference play, marking the third time NU has posted an unblemished home conference mark since World War II (also 1965-66, 2017-18).

- Nebraska filled up Pinnacle Bank Arena in 2023-24, averaging 14,597 fans per game to rank 15th nationally. Nebraska has ranked in the top-15 nationally in every season but one since Pinnacle Bank Arena opened in 2013-14. In all, seven of the top 25 schools in average attendance came from the Big Ten Conference.

Best Home Record by Percentage (Min. 10 games)

No.	Pct	Record	Season
1.	1.000	11-0	1965-66
	1.000	10-0	1920-21
	1.000	10-0	1912-13
4.	.947	18-1	2023-24
5.	.944	17-1	1982-83

NBA COACHES: BACK TO SCHOOL

Fred Hoiberg is one of eight active NCAA coaches to have coached in the NBA, as he spent three-plus seasons with the Chicago Bulls from 2015 to 2018. Hoiberg's 270 regular-season NBA games rank third among the eight former NBA coaches in the collegiate ranks.

Coach, School	NBA Head Coach, Years
John Calipari, Arkansas	New Jersey, 1996-99
Leonard Hamilton, Florida State	Washington, 2000-01
Fred Hoiberg, Nebraska	Chicago, 2015-18
Eric Musselman, USC	Golden State, 2002-04; Sacramento, 2006-07
Rick Pitino, St. John's	New York, 1987-89; Boston, 1997-2001
Reggie Theus, Bethune-Cookman	Sacramento, 2007-09
Darrell Walker, Arkansas Little Rock	Toronto, 1996-98; Washington, 1999-2000
Mike Woodson, Indiana	Atlanta 2004-2010; New York, 2011-14

HUSKERS FROM AROUND THE WORLD

Nebraska's roster has had an international flavor in recent seasons and that trend continues in 2024-25 with Berke Büyüktuncel (Bursa, Türkiye) and Rienk Mast (Groningen, Netherlands) on the Husker roster. During Fred Hoiberg's six seasons, NU has had players on the roster from 13 countries, including the United States, Australia, Canada, England, France, Iceland, Japan, Lithuania, Mali, Senegal and Slovenia.

GATE SCREENING ADDED FOR 2024-25 SEASON

Pinnacle Bank Arena will utilize new gate screening technology during the upcoming men's and women's basketball seasons. The walk-thru frictionless technology should provide a more efficient gate screening process and enhance safety for Husker fans. The arena has secured the same gate screening technology that Nebraska Athletics introduced at Memorial Stadium ahead of the 2024 football season. Nebraska Athletics is excited to partner with Pinnacle Bank Arena in the advancement of safety and security initiatives surrounding home basketball games this coming season.

The new gate scanners have no impact on Pinnacle Bank Arena's Clear Bag Policy which remains in place for all home venues the Huskers compete in. Fans are encouraged to visit pinnaclebankarena.com for detailed information on that policy.

MOBILE TICKETS, CASHLESS CONCESSIONS & DOORDASH ORDERS AT PBA

Beginning with the 2024-25 winter sports, tickets for all Husker athletic events will be mobile. All men's and women's basketball tickets will be mobile this season with the remaining sports to complete the transition to fully mobile by fall of 2025.

Pinnacle Bank Arena concessions are all cashless, and the arena accepts all credit and debit cards, Apple Pay, Google Wallet, Samsung Pay, and Downtown Lincoln Gift Cards. In addition, Pinnacle Bank Arena has partnered with DoorDash for mobile order pickup at concession stands. Download the DoorDash app and when you're at the venue, open the app to order food and drinks from the concession stands. We'll let you know when your order is ready so you can head to the pickup window and pick up your order.

HUSKER FAMILY TIES

Several members of the 2024-25 Huskers have family members who have played basketball at the college or professional levels. The list is led by Fred Hoiberg, who played in the NBA for a decade after a standout career at Iowa State.

Henry Williams scored a school-record 2,383 points at Charlotte and his number 34 jersey was retired by the school, while Larry Griffiths was a 1,000-point scorer at Hartford.

Player	Relative	College (Sport)
Sam Hoiberg	Fred (Father)	Iowa State/NBA (MBB)
	Jack (Brother)	Michigan St./UT-Arlington (MBB)
Ahron Ulis	Tyler (Brother)	Kentucky/NBA (MBB)
Brice Williams	Henry (Father)	Charlotte (MBB)
Gavin Griffiths	Larry (Father)	Hartford (MBB)
	Karen (Mother)	Hartford (WBB)
Rollie Worster	Shannon (Sister)	Montana Western (WBB)
	Father (Scott)	Weber State (MBB)

92%

Nebraska is tied for fourth in the Big Ten with a 92 percent GSR rate, as the NCAA released its most recent rankings on Nov. 20. That includes all 18 members in the Big Ten Conference for the 2024-25 academic year.



BROADCAST NOTES

2024-25 RECORD
10-2/1-1 Big Ten

LAST GAME
Wed., Dec. 25
vs. Oregon State W, 78-66

UPCOMING GAMES
Sat., Jan. 4
UCLA 1 p.m.
Tues., Jan. 7
at Iowa 7 p.m.
Sun., Jan. 12
at Purdue 11 a.m.

HEAD COACH
Fred Hoiberg (Iowa St., 1995)
Nebraska: 73-96 / 6th
Career: 188-152 / 11th

ASSISTANT COACHES
Adam Howard, 3rd season
Nate Loenser, 4th season
Ernie Zeigler, 3rd season

2024-25 SCHEDULE
NOV
4 UT Rio Grand Valley... W, 87-67
8 Bethune Cookman ... W, 63-58
13 FDU W, 86-60
17 vs. Saint Mary's L, 74-77
22 at Creighton W, 74-63
27 South Dakota W, 96-79

DEC
1 North Florida W, 103-72
7 at Michigan State * ... L, 52-89
13 Indiana * W, 85-68

Diamond Head Classic
22 vs. Murray St. W, 66-49
23 vs. Hawai'i W, 69-55
25 vs. Oregon State W, 78-66
30 Southern 8 p.m.

JAN
4 UCLA * 1 p.m.
7 at Iowa * 7 p.m.
12 at Purdue * 11 a.m.
16 Rutgers * 8 p.m.
at Maryland * 11 a.m.
22 USC * 8 p.m.
26 at Wisconsin * Noon
30 Illinois * 7:30 p.m.

FEB
2 at Oregon * 6:30 p.m.
5 at Washington * 9:30 p.m.
9 Ohio State * 1 p.m.
13 Maryland * 7:30 p.m.
16 at Northwestern * 2 p.m.
19 at Penn State * 5:30 p.m.
24 Michigan * 7 p.m.

MARCH
1 Minnesota * 1 p.m.
4 at Ohio State * 8 p.m.
9 Iowa * 11:30 a.m.
12-
16 at Big Ten Tournament
*Big Ten Game; All times listed at central

CONNOR ESSEGAN (EH-SEE-JIN)



GP/GS	PPG	RPG	APG	SPG	FG%	3PT%	FT%
2024-25	12/3	11.8	2.4	0.8	0.3	.449	.433 .800
B1G	2/1	7.0	2.0	0.0	0.0	.444	.400 .667
Career	80/22	8.2	2.3	0.5	0.1	.409	.363 .866

G / 6-4 / 190 / Jr. / Fort Wayne, Ind.
Last Game: Finished with seven points and a pair of rebounds in 25 minutes vs. Oregon State
◀ Set career highs in points (29), assists (five) and 3-pointers (six) vs. South Dakota
◀ Played for Armenian National Team in 2024, averaging 13.0 ppg and 5.5 rpg in two games
◀ Big Ten All-Freshman Team (11.7 ppg) who set a UW freshman record with 69 3-pointers in 2022-23

Pts.	29, vs. USD (11/27/24)
Reb.	11, at Indiana 1/14/23
Asst.	5, vs. USD (11/27/24)
Stls.	2, Three Times
Bl.	1 at Minn. (3/5/23)

SAM HOIBERG



GP/GS	PPG	RPG	APG	SPG	FG%	3PT%	FT%
2024-25	12/0	2.6	1.9	1.0	1.5	.407	.300 .857
B1G	2/0	2.0	1.5	1.0	0.5	.000	.000 1.000
Career	67/1	3.5	2.4	1.1	0.9	.431	.333 .753

G / 6-0 / 185 / Jr. / Lincoln, Neb.
Last Game: Tallied five points, three rebounds and two assists in 25 minutes vs. Oregon State
◀ Had a season-high nine points and three steals vs. South Dakota
◀ Junior guard who averaged 3.4 ppg and led NU with a 2.45-to-1 asst.-to-TO ratio in 2023-24
◀ Two-time Academic All-Big Ten pick who majors in sports media and communications

Pts.	15, Two Times
Reb.	7, vs. SCSU (12/29/23)
Asst.	4, Three Times
Stls.	4, Two Times
Bl.	1, Five Times

AHRON ULIS (YOU-LISS)



GP/GS	PPG	RPG	APG	SPG	FG%	3PT%	FT%
2024-25	9/0	3.4	2.1	1.9	0.8	.324	.200 .364
B1G	2/0	12	6	1.0	1.0	.556	.000 .571
Career	93/27	3.9	1.6	1.9	0.5	.368	.293 .742

G / 6-3 / 190 / Sr. / Chicago, Ill.
Last Game: Missed the Oregon State game with an ankle injury
◀ Iowa transfer with 10 points, three assists and two steals vs. North Florida
◀ Started 27 games at guard in 2022-23, averaging 6.1 ppg, 2.1 apg as Iowa reached NCAA Tournament
◀ First-team All-Illinois by AP as a senior (20.3 ppg, 4.1 rpg and 2.8 apg) at Marian Catholic

Pts.	17, at Mich. St. (1/26/23)
Reb.	7, Iowa St. (12/8/22)
Asst.	8, vs. W. Mich. (11/22/21)
Stls.	3, Illinois (12/6/21)
Bl.	1, Five Times

BRICE WILLIAMS



GP/GS	PPG	RPG	APG	SPG	FG%	3PT%	FT%
2024-25	12/12	19.7	3.1	2.3	1.2	.514	.432 .910
B1G	2/2	20.5	3	2.5	1.0	.591	.500 .800
Career	134/73	11.1	4.1	1.4	0.7	.399	.397 .831

G / 6-7 / 214 / Sr. / Huntersville, N.C.
Last Game: Led NU with 25 points, seven boards, four assists and two steals vs. Oregon State
◀ MVP of Diamond Head Classic (22 ppg, 3.7 rpg, 3.0 apg, 2.0 spg); 32 pts at Hawai'i
◀ B1G & National POW after 30-point, six-rebound, five-assist effort vs. Indiana
◀ Started all 34 games in 2023-24, averaging 13.4 ppg, 5.5 rpg, 2.5 apg, 1.1 spg

Pts.	32, Two Times
Reb.	13, vs. Rice (2/25/23)
Asst.	9, Purdue (1/9/24)
Stls.	4, vs. Indiana (1/3/24)
Bl.	3, Four Times

JUWAN GARY (JUH-WAHN)



GP/GS	PPG	RPG	APG	SPG	FG%	3PT%	FT%
2024-25	12/12	11.9	4	0.9	1.3	.448	.333 .783
B1G	2/2	11.5	4	0.5	0.0	.429	.333 .400
Career	116/67	8.0	4.4	0.6	0.9	.486	.277 .656

F / 6-6 / 226 / Sr. / Columbia, S.C.
Last Game: Totaled 14 points and two steals vs. Oregon State
◀ Scored season-high 21 points, along with four rebounds and two blocks at Hawai'i
◀ Keyed NU's win over No. 14 Creighton with 16 points, seven boards and two steals
◀ 3rd-year starter averaged career-high 11.6 ppg in 2023-24; 2nd on team with 5 double-doubles

Pts.	22, Minn. (2/25/24)
Reb.	18, at K-State (12/17/23)
Asst.	5, vs. FDU (11/13/24)
Stls.	5, B-CU (11/9/24)
Bl.	3, Two Times

BRADEN FRAGER



GP/GS	PPG	RPG	APG	SPG	FG%	3PT%	FT%
2024-25	0/0	0.0	0.0	0.0	0.0	.000	.000 .000
B1G	0/0	0.0	0.0	0.0	0.0	.000	.000 .000
Career	0/0	0.0	0.0	0.0	0.0	.000	.000 .000

F / 6-7 / 220 / Fr. / Lincoln, Neb.
Last Game: Has not played in 2024-25 and will likely redshirt
◀ True freshman who graduated high school a year early to begin his college career
◀ Averaged 18.3 points, 7.0 rebounds, 1.2 assists & 1.2 steals per game at Lincoln SW in 2023-24
◀ Ranked among the top-200 players in the class of 2025 before reclassifying; Turned 18 on Nov. 10

Pts.	N/A
Reb.	N/A
Asst.	N/A
Stls.	N/A
Bl.	N/A

JEFFREY GRACE III



GP/GS	PPG	RPG	APG	SPG	FG%	3PT%	FT%
2024-25	4/0	1.3	0.8	0.0	0.0	.500	.000 1.000
B1G	0/0	0.0	0.0	0.0	0.0	.000	.000 .000
Career	31/0	0.5	0.3	0.1	0.0	.500	.000 .500

G / 6-3 / 197 / Jr. / Elmhurst, Ill.
Last Game: Played the final 10 seconds in NU's win over Oregon State
◀ Academic All-Big Ten pick who played in 27 games over the last two seasons after walking on
◀ Participated in No Filter Life Skills trip to Ecuador in August of 2024
◀ Averaged 11.0 ppg, 5.0 rpg and 3.0 apg as a senior at York (Ill.) High School in 2020-21

Pts.	3, vs. FDU (11/13/24)
Reb.	1, Eight Times
Asst.	1, Three Times
Stls.	1, at Md. (1/28/23)
Bl.	N/A

BERKE BÜYÜKTÜNCEL (BEAR-KEH BUH-YOOK-TOON-JELL)



GP/GS	PPG	RPG	APG	SPG	FG%	3PT%	FT%
2024-25	11/10	8.1	6.4	1.5	1.3	.541	.304 .800
B1G	2/1	4.0	3.0	1.5	1.0	.429	.667 .000
Career	37/18	5.6	3.6	0.8	0.5	.442	.300 .683

F / 6-10 / 224 / So. / Bursa, Türkiye
Last Game: Totaled a career-high 16 points, including 3-of-4 from 3, and six boards vs. OSU
◀ Finished with 12 points, nine boards and two assists vs. No. 14 Creighton
◀ Set career highs in points (15), steals (three) and blocks (three) vs. Saint Mary's
◀ Represented Türkiye at 2024 European U20 Champs.; 12.0 ppg, 7.7 rpg, 1.3 bpg and 1.3 spg

Pts.	16, vs. Oregon St. (12/25/24)
Reb.	9, Three Times
Asst.	3, Four Times
Stls.	3, Two Times
Bl.	3, vs. St. Mary's (11/17/24)

GAVIN GRIFFITHS



GP/GS	PPG	RPG	APG	SPG	FG%	3PT%	FT%
2024-25	8/0	2.4	2.4	1.0	0.5	.296	.158 .000
B1G	1/0	0	0	1.0	1.0	.000	.000 .000
Career	40/3	5.1	2.3	0.7	0.4	.321	.264 .600

G / 6-7 / 193 / So. / Simsbury, Conn.
Last Game: Did not play vs. Oregon State
◀ Rutgers transfer had season highs in points (eight), boards (five) and blocks (two) vs. FDU
◀ Played in all 32 games in 2023-24; averaged 5.8 ppg, 2.2 rpg; 2nd on team in 3-pointers (31)
◀ Totaled seven double-figure efforts, including 25 points against Boston University

Pts.	25, Boston Univ. (11/10/23)
Reb.	6, at Purdue (2/2/24)
Asst.	3, Three Times
Stls.	3, IU (12/16/23)
Bl.	2, Three Times

JUSTIN BOLIS



GP/GS	PPG	RPG	APG	SPG	FG%	3PT%	FT%
2024-25	0/0	0.0	0.0	0.0	0.0	.000	.000 .000
B1G	0/0	0.0	0.0	0.0	0.0	.000	.000 .000
Career	0/0	0.0	0.0	0.0	0.0	.000	.000 .000

F / 6-8 / 225 / So. / Lincoln, Neb.
Last Game: Has not played in 2024-25 and will likely redshirt
◀ Walk-on who played at Southeast (Neb.) CC last year, averaging 15.8 ppg and 8.7 rpg
◀ Totaled 11 double-doubles in 2023-24, including 21 points & 15 rebounds vs. North Iowa Area CC
◀ Played at Lincoln High for Coach Dan Noble and was named to Heartland Athletic Conf. team

Pts.	N/A
Reb.	N/A
Asst.	N/A
Stls.	N/A
Bl.	N/A

ANDREW MORGAN



GP/GS	PPG	RPG	APG	SPG	FG%	3PT%	FT%
2024-25	12/0	7.7	5.3	0.8	0.3	.516	.333 .650
B1G	2/0	12	6	1.0	1.0	.556	.000 .571
Career	97/59	9.8	4.8	0.9	0.3	.573	.365 .635

F / 6-10 / 242 / Sr. / Waseca, Minn.
Last Game: Had three points and three boards in the win over Oregon State
◀ Collected first double-double (5th of career) with 12 points & 12 boards vs. Murray State
◀ Led Nebraska with 14 points and seven rebounds in 28 minutes at Michigan State
◀ Second-team All-Summit League in 2023-24, averaging 12.9 ppg on 56 percent shooting

Pts.	31, Kansas City (2/8/04)
Reb.	14, Crown (11/20/22)
Asst.	4, Two Times
Stls.	2, Four Times
Bl.	3, at N. Dakota (12/30/22)

ROLLIE WORSTER (RAW-LEE WOOSTER)



GP/GS	PPG	RPG	APG	SPG	FG%	3PT%	FT%
2024-25	12/12	8.2	4.3	2.6	1.1	.455	.167 .714
B1G	2/2	20.5	3.0	2.5	1.0	.591	.500 .800
Career	115/113	8.6	4.6	4.0	1.0	.413	.284 .768

G / 6-5 / 220 / Sr. / Missoula, Mont.
Last Game: Finished with eight points, five boards and four assists vs. Oregon State
◀ Utah transfer who started 76 of 77 games in three seasons and 25 times at Utah St. in 2020-21
◀ Averaged 9.9 ppg, 5.5 apg and 4.9 rpg in 2023-24, led Pac-12 in asst.-to-TO before injury in Jan.
◀ Ranked 2nd in Pac-12 in Asst-to-TO (2.6-to-1) and was 2nd in Pac-12 in APG (5.2) in conf. play

Pts.	19, Two Times
Reb.	11, Arizona (12/1/22)
Asst.	10, Four Times
Stls.	6, E. Wash (11/6/23)
Bl.	2, Oregon St. (2/3/22)

NICK JANOWSKI



GP/GS	PPG	RPG	APG	SPG	FG%	3PT%	FT%
2024-25	0/0	0.0	0.0	0.0	0.0	.000	.000 .000
B1G	0/0	0.0	0.0	0.0	0.0	.000	.000 .000
Career	0/0	0.0	0.0	0.0	0.0	.000	.000 .000

G / 6-4 / 208 / Fr. / Pewaukee, Wis.
Last Game: Has not played in 2024-25 and will likely redshirt
◀ Totaled 2,297 career points en route to winning three state titles at Pewaukee High School
◀ Averaged 30.8 ppg, 8.2 rpg, and 4.4 apg as a senior in earning first-team all-state honors
◀ Top-150 recruit whose teams went a combined 106-14 during his four-year career

Pts.	N/A
Reb.	N/A
Asst.	N/A
Stls.	N/A
Bl.	N/A

CALE JACOBSEN



GP/GS	PPG	RPG	APG	SPG	FG%	3PT%	FT%
2024-25	9/0	0.9	0.9	0.7	0.3	.300	.143 1.000
B1G	2/0	1.5	1.0	0.0	0.0	.333	.333 .000
Career	29/0	0.8	0.4	0.4	0.1	.400	.200 .571

G / 6-4 / 200 / So. / Ashland, Neb.
Last Game: Played the final 10 seconds in the win over Oregon State
◀ Career highs in minutes (16), assists (three), steals (two) and blocks (two) vs. UNF
◀ Played in 20 games as a redshirt freshman in 2023-24, primarily in situational roles
◀ Averaged 17.9 ppg, 6.1 apg, 5.8 rpg as a senior in leading Ashland-Greenwood to a state title

Pts.	4, vs. SCSU (12/29/23)
Reb.	4, vs. FDU (11/13/24)
Asst.	3, vs. UNF (12/1/24)
Stls.	2, vs. UNF (12/1/24)
Bl.	2, vs. UNF (12/1/24)

BRAXTON MEAH (MEE-UH)



GP/GS	PPG	RPG	APG	SPG	FG%	3PT%	FT%
2024-25	11/11	3.5	3.7	0.8	0.5	.720	.000 .333
B1G	2/2	2	2.5	0.0	0.5	.667	.000 .000
Career	129/58	4.8	4.3	0.3	0.3	.725	.000 .548

C / 7-1 / 265 / Sr. / Layton, Utah
Last Game: Grabbed three rebounds and dished out an assist in 15 minutes vs. Oregon State
◀ Finished with 12 points on 6-of-6 shooting and five boards vs. South Dakota
◀ Had six boards and helped limit Creighton's Ryan Kalkbrenner without a field goal
◀ Fifth-year senior who spent the last two seasons at Washington

Pts.	21, Stanford (1/12/23)
Reb.	14, Two Times
Asst.	3, Three Times
Stls.	2, Five Times
Bl.	6, Cal Poly (12/13/22)

HENRY BURT



GP/GS	PPG	RPG	APG	SPG	FG%	3PT%	FT%
2024-25	3/0	0.7	0.0	0.0	0.0	.333	.000 .000
B1G	0/0	0.0	0.0	0.0	0.0	.000	.000 .000
Career	10/0	0.4	0.3	0.0	0.0	.400	.000 .000

F / 6-7 / 222 / So. / Omaha, Neb.
Last Game: Did not play vs. Indiana
◀ Had his first basket of the season against FDU
◀ Walk-on who is in his third season at Nebraska, Played in seven games in 2022-23
◀ Averaged 12.6 ppg & 6.1 rpg as a senior at Elkhorn South

Reb.	4, vs. FDU (11/13/24)
Asst.	3, vs. UNF (12/1/24)
Stls.	2, vs. UNF (12/1/24)
Bl.	2, vs. UNF (12/1/24)

NEBRASKA HEAD COACH FRED HOIBERG

NEBRASKA (2019-PRESENT)

- Hired as Nebraska's 28th men's basketball coach on March 30, 2019, a position his grandfather (Jerry Bush) held for nine seasons from 1954 to 1963.
- Guided Nebraska to the 2024 Diamond Head Classic title, the Huskers' first MTE title since 2000
- Named Jim Phalen National Coach of the Year and shared Big Ten Coach-of-the-Year honors (coaches and media) in 2024.
- Coached Nebraska to a third-place finish in the Big Ten in 2023-24, the highest conference finish by NU since 1992-93.
- Guided Nebraska to its first NCAA Tournament appearance since 2014.
- Led Nebraska to its fourth win over a No. 1 team in school history and first time since 1982 (1/9/24 vs. No. 1 Purdue).
- Is the only coach in school history with two road wins against top-10 teams (2021-22 at No. 10 Wisconsin; 2022-23 at No. 7 Creighton).
- Guided Nebraska to three consecutive road wins over ranked opponents (No. 23 Ohio State and No. 10 Wisconsin in 2021-22 and No. 7 Creighton in 2022-23) for the first time in school history.
- Had NBA Draft Picks in both 2021 (Dalano Banton) and 2022 (Bryce McGowens) and has produced 12 players who have reached the NBA.

CHICAGO BULLS (2015-18)

- Coached the Chicago Bulls for three-plus seasons, posting a 115-155 record.
- Became just the fifth coach in franchise history to post a winning record in his debut season.
- Took the Bulls to the 2017 NBA Playoffs where they won the first two games against the top-seeded Boston Celtics, as the Bulls were the first No. 8 seed to take a 2-0 lead against a No. 1 seed since 1993.
- Was the fifth coach in NBA history to have each of his first two career playoff victories come on the road.

IOWA STATE (2010-15)

- Served as head coach at his alma mater for five seasons, posting a 115-56 record, which is the top winning percentage in school history (.673).
- Led the Cyclones to four straight NCAA Tournament appearances - a program record - while his 115 wins were the most in a five-year stretch in school history.
- Guided Iowa State to back-to-back Big 12 Tournament titles in 2014 and 2015.
- Produced four All-Americans, 12 All-Big 12 honorees and 10 players who played in the NBA.
- Named Big 12 Coach of the Year in 2012, as the Cyclones went from three conference wins to 12 in one season.
- Won 28 games and reached the NCAA Sweet 16 in 2014.
- Led the Big 12 in scoring offense in two of his last four seasons and topped the conference in 3-pointers four times in five years.

MINNESOTA TIMBERWOLVES (2005-10)

- Served as Vice President of Basketball Operations in 2009-10, overseeing the day-to-day operations of basketball programs including college and pro scouting, salary cap management and NBA Draft preparations.
- Was the Assistant General Manager for three seasons, helping the Timberwolves orchestrate a draft-day trade for five-time all-star Kevin Love in 2008.

AS AN NBA PLAYER (1995-2005)

- Spent 10 years in the NBA with the Indiana Pacers (four seasons), Chicago Bulls (four seasons) and Minnesota Timberwolves (two seasons) after being selected in the second round of the 1995 NBA Draft.
- Was a member of three NBA Playoff Teams, including a Timberwolves team that reached the 2004 Western Conference Finals.
- Shot 40 percent from 3-point range during his career and led the NBA in 3-point shooting in his final season (48.3, 2004-05).
- Ended his NBA career abruptly at the age of 33 after undergoing open-heart surgery to repair an aneurysm in his aortic root.

AS A PLAYER AT IOWA STATE (1991-95)

- Started all four seasons at Iowa State, averaging 15.8 points, 6.9 rebounds, 2.8 assists and 1.6 steals per game in his collegiate career.
- His No. 32 was retired by Iowa State in 1997 and he is a member of the Iowa State Hall of Fame.
- Garnered third-team All-America honors as a senior in 1994-95, averaging 19.9 points per game to help the Cyclones win a then-school-record 23 games and was named Big Eight Co-Male Athlete of the Year in 1995.
- Two-time Academic All-American who was inducted into the CSC Academic Hall of Fame in 2016.



FRED HOIBERG'S COLLEGIATE COACHING RECORD

Year	School	Overall Record	Pct.	Conf. Record	Pct	Conf. Finish	Postseason
2010-11	Iowa State	16-16	.500	3-13	.188	12th	None
2011-12	Iowa State	23-11	.676	12-6	.677	T-3rd	NCAA Third Round
2012-13	Iowa State	23-12	.657	11-7	.611	T-4th	NCAA Third Round
2013-14	Iowa State	28-8	.778	11-7	.611	T-3rd	NCAA Sweet 16
2014-15	Iowa State	25-9	.735	12-6	.677	T-2nd	NCAA Second Round
2019-20	Nebraska	7-25	.219	2-18	.100	14th	None
2020-21	Nebraska	7-20	.259	3-16	.158	14th	None
2021-22	Nebraska	10-22	.313	4-16	.200	T-13th	None
2022-23	Nebraska	16-16	.500	9-11	.450	T-11th	None
2023-24	Nebraska	23-11	.667	12-8	.600	T-3rd	NCAA First Round
2024-25	Nebraska	10-2	.833	1-1	.500	-	-
Totals	11th Season	188-152	.553	80-109	.423		

2024-25 RADIO/TV ROSTER



0 | CONNOR
ESSEGIAN
Jr. | G | 6-4 | 190



1 | SAM
HOIBERG
Jr. | G | 6-0 | 185




2 | AHRON
ULIS
Sr. | G | 6-3 | 190



3 | BRICE
WILLIAMS
Sr. | G | 6-7 | 214



4 | JUWAN
GARY
Sr. | F | 6-6 | 226



5 | BRADEN
FRAGER
Fr. | F | 6-7 | 220



8 | JEFFREY
GRACE III
Jr. | G | 6-3 | 200



9 | BERKE
BÜYÜKTUNCEL
So. | F | 6-10 | 244




12 | GAVIN
GRIFFITHS
So. | G | 6-7 | 193




20 | JUSTIN
BOLIS
So. | F | 6-8 | 225




23 | ANDREW
MORGAN
Sr. | F | 6-10 | 242



24 | ROLLIE
WORSTER
Sr. | G | 6-5 | 210



25 | NICK
JANOWSKI
Fr. | G | 6-4 | 208



31 | CALE
JACOBSEN
So. | G | 6-4 | 195



34 | BRAXTON
MEAH
Sr. | C | 7-1 | 265



35 | HENRY
BURT
So. | F | 6-7 | 222



51 | RIENK
MAST
Sr. | F | 6-10 | 260



FRED HOIBERG
Head Coach



ADAM HOWARD
Assistant Coach



NATE LOENSER
Assistant Coach



ERNIE ZEIGLER
Assistant Coach



KURT JOSEPH
Director of Men's
Basketball Strength &
Conditioning



LUCA VIRGILIO
Director of Basketball
Strategies & Business
Operations



EMMANUEL
TOMMY
Director of Player
Development



MICHAEL BANIA
Video
Coordinator



PADYN BORDERS
Recruiting
Coordinator



SHERYL BURBACH
Assistant Director of
Basketball Operations



ANDREW MCCABE
Athletic Trainer



PAT NORRIS
Equipment Manager



JAKE BLATTNER
Performance
Nutrition Coordinator



MATT THOME
NAPL Director



NIHI IBARRA
Graduate Manager



JUSTIN MOORE
Graduate Manager



JOSIAH ALLICK
Graduate Manager



2024-25 Roster Page

THE LAST TIME...

Nebraska Team

Ranked in the top 5 (AP Poll) Never Happened
 Ranked in the top 10 (AP Poll) March 1, 1966
 Ranked in the top 20 (AP Poll) Jan. 2, 1995
 Ranked in the top 25 (AP Poll) Dec. 31, 2018 (No. 24)
 Ranked in the top 25 (USA Today Coaches Poll) Dec. 31, 2018 (No. 23)

Played AP Poll No. 1 ranked team def. No. 1 Purdue (88-72), 1/9/2024
 Defeated AP Poll No. 1 ranked team def. No. 1 Purdue (88-72), 1/9/2024
 Played AP Poll No. 2 ranked team lost at No. 2 Michigan (47-62), 1/9/13
 Defeated AP Poll No. 2 ranked team vs. No. 2 Oklahoma State (85-69), 2/5/1992
 Played Team Ranked 1-5 by AP def. No. 1 Purdue (88-72), 1/9/2024
 Defeated Team Ranked 1-5 by AP def. No. 1 Purdue (88-72), 1/9/2024
 Played Team Ranked 6-10 by AP won vs. No. 6 Wisconsin (80-72, OT), 2/1/2023
 Defeated Team Ranked 6-10 by AP vs. No. 6 Wisconsin (80-72, OT), 2/1/2023
 Defeated Team Ranked 11-25 by AP at No. 23 Ohio State (78-70), 3/1/2022
 Defeated Team Ranked 1-10 by AP on Road at No. 7 Creighton (63-53), 12/4/2022
 Defeated Ranked Team by AP on Road at No. 14 Creighton (74-63), 11/22/2024

Scored 100 or more points 103; North Florida, 12/1/2024
 Scored 90 or more points 103; North Florida, 12/1/2024
 Scored 80 or more points 85; Indiana, 12/13/2024
 Scored less than 50 points 48; Wisconsin, 2/10/2021
 Scored less than 40 points 38; at Oregon, 12/15/2012
 Shot 75% from the field 750; vs. Nebraska-Omaha (42-56), 1/25/1988 \$
 Shot 70% from the field 723; vs. UNC Wilmington (34-47), 12/5/1997
 Shot 60% from the field 612; Indiana (30-49), 12/13/2024

Made 50 or more free throws Never Happened
 Made 40 or more free throws 43; vs. Texas (43-59), 1/3/1996 - \$
 Made 30 or more free throws 37; vs. UTSA (37-50), 12/20/2017
 Made 25 or more free throws 25; vs. Saint Mary's (25-29), 11/17/2024
 Attempted 60 or more free throws 60; vs. Kansas State (36-60), 1/11/1954 - \$
 Attempted 50 or more free throws 50; vs. UTSA (37-50), 12/20/2017
 Attempted 40 or more free throws 50; vs. UTSA (37-50), 12/20/2017
 Attempted 30 or more free throws 30; at Creighton (22-30), 11/22/2024
 Shot 100% from the foul line (min 10 att.) 1.000; at Illinois (14-14), 2/4/2024
 Shot 95% from the foul line (min 10 att.) 1.000; at Illinois (14-14), 2/4/2024
 Shot 90% from the foul line (min 10 att.)909; at Hawai'i (10-12), 12/23/2024
 Shot 90% from the foul line (min 20 att.)917; vs. Texas A&M (NCAA) (22-24), 3/22/2024

Made 20 or more 3-pointers Never Happened
 Made 15 or more 3-pointers 15; Kennesaw State (15-29), 12/22/2021
 Made 10 or more 3-pointers 11; North Florida (11-24), 12/1/2024
 Made 0 3-pointers 0; vs. Jacksonville State (0-5), 12/18/2012
 Held Opponent to 0 3-pointers 0; Southeastern Louisiana, 11/22/2015
 Attempted 40 or more 3-pointers 41; vs. Nevada (9-41), 11/26/2020 \$
 Attempted 30 or more 3-pointers 33; South Dakota (13-33), 11/27/2024
 Attempted 20 or more 3-pointers 20; vs. Oregon State (8-20), 12/25/2024
 Shot 75% from 3-point range (min. 10 att.) 750; vs. UT-Pan American (9-12), 12/2/2009 - \$
 Shot 60% from 3-point range (min. 20 att.)609; Purdue (14-23), 1/9/24
 Shot 60% from 3-point range (min. 10 att.)609; Purdue (14-23), 1/9/24
 Shot 50% from 3-point range (min. 20 att.)538; Ohio State (14-26), 1/23/2024
 Shot 50% from 3-point range (min. 10 att.)571; Indiana (8-14), 12/13/2024

Had 60 or more rebounds 60; vs. Oral Roberts, 12/22/1999
 Had 50 or more rebounds 50; South Carolina State, 12/29/2023

Had 30 or more assists 35; Northeastern Illinois, 12/21/1994
 Had 25 or more assists 25; Doane, 12/17/2020
 Had 20 or more assists 22; North Florida, 12/1/2024
 Had 15 or more assists 16; Indiana, 12/13/2024

Had 20 or more steals 23; vs. Texas Tech, 3/4/1999 - \$
 Had 15 or more steals 15; Indiana, 1/3/2024
 Had 10 or more steals 12; North Florida, 12/1/2024

Had 15 or more blocked shots 15; vs. Coppin State, Dec. 6, 1996 - \$
 Had 10 or more blocked shots 14; at Northwestern, 1/2/2018

Had 30 or more turnovers 31; at Creighton, 12/11/2005
 Had 20 or more turnovers 20; South Carolina State, 12/29/2023
 Had 5 or less turnovers 2; vs. Duquesne, 11/22/2023 - #

Nebraska Player...

Had 20 or more points: 25, Brice Williams vs. Oregon State, 12/25/2024
 Had 25 or more points: 25, Brice Williams vs. Oregon State, 12/25/2024
 Had 30 or more points: 32, Brice Williams at Hawai'i, 12/23/2024
 Had 40 or more points: 41; Teddy Allen vs. Penn State, 2/23/2021
 Had 20 or more points in a half: 21; Brice Williams (2nd) at Hawai'i, 12/23/2024

Had No Player in Double Figures: vs. Ohio State, 1/21/2012
 Had Five Players with 10 or more points vs. North Florida, 12/1/2024
 Essegian (22), Gary (18); Williams (17); Morgan (13); Ulis (10)
 Had Six Players with 10 or more points North Dakota, 12/20/2023
 Wilcher (16); Lawrence (14); Tominaga (14); Williams (12); Gary (12); Allick (10)
 Two Huskers with 20 or more points, same game: at Hawai'i, 12/23/2024
 Brice Williams (32); Juwan Gary (21)
 Two Huskers with 25 or more points, same game: vs. Western Illinois, 11/9/21
 Alonzo Verge Jr. (26), Bryce McGowens (25)
 Three Huskers with 20 or more points, same game: Iowa, 3/10/2019
 James Palmer Jr. (30), Glynn Watson Jr. (23), Isaiah Roby (23)
 Two Huskers with 30 or more points, same game: vs. Oregon, 11/25/1995
 Tyrone Lue (30) & Jaron Boone (30) - only time in school history

Had 10 or more rebounds: 12; Andrew Morgan vs. Murray State, 12/22/24
 Had 15 or more rebounds: 18; Juwan Gary at Kansas State, 12/17/2023
 Had 20 or more rebounds: 21; Kimani Ffriend vs. Oral Roberts, 12/22/1999
 Had 25 or more rebounds: 26; Bill Johnson vs. Iowa State, 1/4/1954 - \$
 Two Huskers with 10 or more rebounds, same game: at Kansas State, 12/17/2023
 (Juwan Gary-18; Rienk Mast-12)
 Three Huskers with 10 or more rebounds, same game: vs. Texas Tech, 1/19/2000
 (Steffon Bradford 16; Kimani Ffriend 12; Louis Truscott 11)

Had 5 or more 3-pointers: 5; Connor Essegian vs. Murray State (5-10), 12/22/2024
 Had 6 or more 3-pointers: 6; Connor Essegian vs. North Florida (6-8), 12/1/2024
 Had 7 or more 3-pointers: 7; Kobe Webster at Northwestern (7-12), 3/7/2021
 Had 8 or more 3-pointers: 8; Cary Cochran, vs. Baylor (8-13), 2/27/2002 - \$

Had 5 or more assists: 5; Brice Williams vs. Indiana, 12/13/2024
 Had 10 or more assists: 11; Alonzo Verge Jr. at Ohio State, 3/1/2022
 Had 15 or more assists: 15; Charles Richardson vs. Rutgers, 12/2/2006
 Had 18 or more assists: 18; Brian Carr, at Evansville, 1/3/1985 - \$

Had 5 or more blocked shots: 5; Isaiah Roby vs. Northwestern, 2/16/2019
 Had 6 or more blocked shots: 6; Isaiah Roby vs. Eastern Illinois, 11/11/2017
 Had 7 or more blocked shots: 7; John Turek vs. Colorado, 3/2/2005
 Had 9 or more blocked shots: 9; Mikki Moore vs. Coppin State, 12/6/1996 - \$
 Had 10 or more blocked shots: Never Happened

Had 5 or more steals: 5; Juwan Gary vs. Bethune-Cookman, 11/19/2024
 Had 6 or more steals: 6; Glynn Watson Jr. vs. Long Beach State, 11/26/2017
 Had 7 or more steals: 7; Brandon Richardson at Ohio State, 1/3/2012
 Had 8 or more steals: 8; Cookie Belcher vs. Oklahoma St., 2/7/2001 - \$
 Had 10 or more steals: Never Happened

Had Triple-Double (Points/Rebounds/Assists): Dalano Banton vs. Doane, 12/17/2020, 13/11/10
 Had Double-Double (Points/Assists): Alonzo Verge Jr. at NC State (25/11), 12/1/2021
 Had Double-Double (Points/Rebounds):
 Andrew Morgan (12 pts/12 reb) vs. Murray State, 12/22/24
 Had Double-Double (Points/Steals): Never Happened
 Had Double-Double (Points/Blocks): Never Happened
 Had Two Players with Double-Doubles:
 Josiah Allick (10 pts./12 reb.) and Juwan Gary (15 pts./11 reb.) vs. Rutgers, 3/3/2024

\$ - School Record - # - Tied School record
 As of 12/26/2024

2024-25 GAME BY GAME															
Team	FG-FGA	Pct.	3FG-3FGA	Pct.	FT-FTA	Pct.	O-D	Reb.	PF	A	TO	B	S	Pts.	W/L
UTRGV at Nebraska	24-62	.387	13-41	.317	6-9	.667	9-23	32	27	11	20	0	4	67	
	28-57	.491	6-19	.316	25-35	.714	11-31	42	15	11	13	2	9	87	W
Bethune-Cookman at Nebraska	22-62	.355	9-26	.346	5-7	.714	12-27	39	23	11	22	5	5	58	
	19-55	.345	4-22	.182	21-26	.808	13-28	41	14	11	18	4	11	63	W
FDU at Nebraska	23-57	.404	7-23	.304	7-11	.636	7-24	31	21	12	17	3	6	60	
	28-65	.431	7-28	.250	23-28	.821	14-29	43	15	20	8	6	10	86	W
Saint Mary's vs. Nebraska	21-61	.426	11-23	.478	14-25	.560	17-14	31	21	14	9	3	12	77	
	22-49	.449	5-17	.294	25-29	.862	13-21	34	19	8	15	6	6	74	L
at No. 14 Creighton Nebraska	17-52	.327	12-42	.286	17-23	.739	8-29	37	19	12	17	3	4	63	
	24-57	.421	4-16	.250	22-30	.733	7-30	37	22	18	7	1	10	74	W
South Dakota at Nebraska	26-60	.433	8-28	.286	19-27	.704	9-24	33	16	12	12	3	6	79	
	33-68	.485	13-33	.394	17-21	.810	14-29	43	16	24	12	2	10	96	W
North Florida at Nebraska	25-65	.385	14-43	.326	8-12	.667	10-27	37	19	13	16	1	2	72	
	40-69	.580	11-24	.458	12-18	.667	6-32	38	12	22	6	4	12	103	W
at Michigan State Nebraska	29-56	.518	9-23	.391	22-23	.957	12-36	48	17	20	17	5	4	89	
	18-54	.333	4-22	.182	12-18	.667	4-15	19	20	8	11	0	8	52	L
Indiana at Nebraska	23-65	.354	8-35	.229	14-20	.600	15-20	35	20	10	9	3	7	68	
	30-49	.612	8-14	.571	17-26	.654	6-29	35	16	16	14	1	5	85	W
vs. Murray State Nebraska	17-55	.309	7-27	.259	8-15	.533	7-19	26	12	7	10	3	5	49	
	26-53	.491	6-17	.353	8-9	.889	6-34	40	12	6	15	4	6	66	W
at Hawai'i Nebraska	20-47	.426	5-20	.250	10-15	.667	9-18	27	15	5	16	1	4	55	
	26-55	.473	7-17	.412	10-11	.909	9-19	28	13	10	12	4	8	69	W
vs. Oregon State Nebraska	21-53	.396	9-24	.375	15-16	.938	8-18	26	18	9	12	1	5	66	
	25-47	.532	8-20	.400	20-24	.833	7-24	31	15	13	12	0	5	78	W

GAME BY GAME STARTERS

Opponent	Date	Result	Guard	Guard	Guard/Forward	Forward	Forward
UTRGV	11/4	W, 87-67	Worster	Williams	Gary	Büyüktuncel	Meah
Bethune-Cookman	11/9	W, 63-58	Worster	Williams	Gary	Büyüktuncel	Meah
FDU	11/13	W, 86-60	Worster	Williams	Essegian	Gary	Büyüktuncel
vs. Saint Mary's	11/17	L, 74-77	Worster	Williams	Gary	Büyüktuncel	Meah
at No. 14 Creighton	11/22	W, 74-63	Worster	Williams	Gary	Büyüktuncel	Meah
South Dakota	11/27	W, 96-79	Worster	Williams	Gary	Büyüktuncel	Meah
North Florida	12/1	W, 103-72	Worster	Williams	Essegian	Gary	Meah
at Michigan State	12/7	L, 52-89	Worster	Williams	Essegian	Gary	Meah
Indiana	12/13	W, 85-68	Worster	Williams	Gary	Büyüktuncel	Meah
vs. Murray State	12/22	W, 66-49	Worster	Williams	Gary	Büyüktuncel	Meah
at Hawai'i	12/23	W, 69-55	Worster	Williams	Gary	Büyüktuncel	Meah
vs. Oregon State	12/25	W, 78-66	Worster	Williams	Gary	Büyüktuncel	Meah

2024-25 SUPERLATIVES

NEBRASKA TEAM GAME HIGHS

POINTS	103	NORTH FLORIDA (12/01/24)
	96	SOUTH DAKOTA (11/27/24)
	87	UTRGV (11/04/24)
	86	FDU (11/13/24)
	85	INDIANA (12/13/24)
FIELD GOALS MADE	40	NORTH FLORIDA (12/01/24)
	33	SOUTH DAKOTA (11/27/24)
FIELD GOAL ATTEMPTS	69	NORTH FLORIDA (12/01/24)
	68	SOUTH DAKOTA (11/27/24)
FIELD GOAL PERCENTAGE	.612 (30-49)	INDIANA (12/13/24)
	.580 (40-69)	NORTH FLORIDA (12/01/24)
3 PT FIELD GOALS MADE	13	SOUTH DAKOTA (11/27/24)
	11	NORTH FLORIDA (12/01/24)
3 PT FG ATTEMPTS	33	SOUTH DAKOTA (11/27/24)
	28	FDU (11/13/24)
3 PT FG PERCENTAGE	.571 (8-14)	INDIANA (12/13/24)
	.458 (11-24)	NORTH FLORIDA (12/01/24)
FREE THROWS MADE	25	vs Saint Mary's (CA) (11/17/24)
	25	UTRGV (11/04/24)
FREE THROW ATTEMPTS	35	UTRGV (11/04/24)
	30	at Creighton (11/22/24)
FREE THROW PERCENTAGE	.909 (10-11)	at Hawaii (12/23/24)
	.889 (8-9)	vs Murray St. (12/22/24)
REBOUNDS	43	SOUTH DAKOTA (11/27/24)
	43	FDU (11/13/24)
ASSISTS	24	SOUTH DAKOTA (11/27/24)
	22	NORTH FLORIDA (12/01/24)
STEALS	12	NORTH FLORIDA (12/01/24)
	11	BETHUNE-COOKMAN (11/09/24)
BLOCKED SHOTS	6	vs Saint Mary's (CA) (11/17/24)
	6	FDU (11/13/24)
TURNOVERS	18	BETHUNE-COOKMAN (11/09/24)
	15	vs Murray St. (12/22/24)
FOULS	15	vs Saint Mary's (CA) (11/17/24)
	22	at Creighton (11/22/24)
	20	at Michigan St. (12/07/24)

OPPONENT TEAM GAME HIGHS

POINTS	89	at Michigan St. (12/07/24)
	79	SOUTH DAKOTA (11/27/24)
	77	vs Saint Mary's (CA) (11/17/24)
	72	NORTH FLORIDA (12/01/24)
	68	INDIANA (12/13/24)
FIELD GOALS MADE	29	at Michigan St. (12/07/24)
	26	SOUTH DAKOTA (11/27/24)
FIELD GOAL ATTEMPTS	26	vs Saint Mary's (CA) (11/17/24)
	65	INDIANA (12/13/24)
FIELD GOAL PERCENTAGE	.518 (29-56)	NORTH FLORIDA (12/01/24)
	.433 (26-60)	at Michigan St. (12/07/24)
3 PT FIELD GOALS MADE	14	SOUTH DAKOTA (11/27/24)
	13	NORTH FLORIDA (12/01/24)
3 PT FG ATTEMPTS	43	UTRGV (11/04/24)
	42	NORTH FLORIDA (12/01/24)
3 PT FG PERCENTAGE	.478 (11-23)	at Creighton (11/22/24)
	.391 (9-23)	vs Saint Mary's (CA) (11/17/24)
FREE THROWS MADE	22	at Michigan St. (12/07/24)
	19	SOUTH DAKOTA (11/27/24)
FREE THROW ATTEMPTS	27	SOUTH DAKOTA (11/27/24)
	25	vs Saint Mary's (CA) (11/17/24)
FREE THROW PERCENTAGE	.957 (22-23)	at Michigan St. (12/07/24)
	.938 (15-16)	vs Oregon St. (12/25/24)
REBOUNDS	48	at Michigan St. (12/07/24)
	39	BETHUNE-COOKMAN (11/09/24)
ASSISTS	20	at Michigan St. (12/07/24)
	14	vs Saint Mary's (CA) (11/17/24)
STEALS	12	vs Saint Mary's (CA) (11/17/24)
	7	INDIANA (12/13/24)
BLOCKED SHOTS	5	at Michigan St. (12/07/24)
	5	BETHUNE-COOKMAN (11/09/24)
TURNOVERS	22	BETHUNE-COOKMAN (11/09/24)
	20	UTRGV (11/04/24)
FOULS	27	UTRGV (11/04/24)
	23	BETHUNE-COOKMAN (11/09/24)

NEBRASKA TEAM GAME LOWS

POINTS	52	at Michigan St. (12/07/24)
	63	BETHUNE-COOKMAN (11/09/24)
	66	vs Murray St. (12/22/24)
	74	at Creighton (11/22/24)
FIELD GOALS MADE	18	at Michigan St. (12/07/24)
	19	BETHUNE-COOKMAN (11/09/24)
FIELD GOAL ATTEMPTS	47	vs Oregon St. (12/25/24)
	49	vs Saint Mary's (CA) (11/17/24)
	49	INDIANA (12/13/24)
FIELD GOAL PERCENTAGE	.333 (18-54)	at Michigan St. (12/07/24)
	.345 (19-55)	BETHUNE-COOKMAN (11/09/24)
3 PT FIELD GOALS MADE	4	Three times
3 PT FG ATTEMPTS	14	INDIANA (12/13/24)
	16	at Creighton (11/22/24)
3 PT FG PERCENTAGE	.182 (4-22)	BETHUNE-COOKMAN (11/09/24)
	.182 (4-22)	at Michigan St. (12/07/24)
FREE THROWS MADE	8	vs Murray St. (12/22/24)
	10	at Hawaii (12/23/24)
FREE THROW ATTEMPTS	9	vs Murray St. (12/22/24)
	11	at Hawaii (12/23/24)
FREE THROW PERCENTAGE	.654 (17-26)	INDIANA (12/13/24)
	.667 (12-18)	NORTH FLORIDA (12/01/24)
	.667 (12-18)	at Michigan St. (12/07/24)
REBOUNDS	19	at Michigan St. (12/07/24)
	28	at Hawaii (12/23/24)
ASSISTS	6	vs Murray St. (12/22/24)
	8	Three times
STEALS	5	INDIANA (12/13/24)
	5	vs Oregon St. (12/25/24)
BLOCKED SHOTS	0	at Michigan St. (12/07/24)
	0	vs Oregon St. (12/25/24)
TURNOVERS	6	NORTH FLORIDA (12/01/24)
	7	at Creighton (11/22/24)
FOULS	12	NORTH FLORIDA (12/01/24)
	12	vs Murray St. (12/22/24)

OPPONENT TEAM GAME LOWS

POINTS	49	vs Murray St. (12/22/24)
	55	at Hawaii (12/23/24)
	58	BETHUNE-COOKMAN (11/09/24)
FIELD GOALS MADE	17	at Creighton (11/22/24)
	17	vs Murray St. (12/22/24)
FIELD GOAL ATTEMPTS	47	at Hawaii (12/23/24)
	52	at Creighton (11/22/24)
FIELD GOAL PERCENTAGE	.309 (17-55)	vs Murray St. (12/22/24)
	.327 (17-52)	at Creighton (11/22/24)
3 PT FIELD GOALS MADE	5	at Hawaii (12/23/24)
	7	FDU (11/13/24)
3 PT FG ATTEMPTS	7	vs Murray St. (12/22/24)
	20	at Hawaii (12/23/24)
3 PT FG PERCENTAGE	23	Three times
	.229 (8-35)	INDIANA (12/13/24)
FREE THROWS MADE	.250 (5-20)	at Hawaii (12/23/24)
	5	BETHUNE-COOKMAN (11/09/24)
FREE THROW ATTEMPTS	6	UTRGV (11/04/24)
	7	BETHUNE-COOKMAN (11/09/24)
FREE THROW PERCENTAGE	9	UTRGV (11/04/24)
	.533 (8-15)	vs Murray St. (12/22/24)
REBOUNDS	.560 (14-25)	vs Saint Mary's (CA) (11/17/24)
	24	vs Oregon St. (12/25/24)
ASSISTS	26	vs Murray St. (12/22/24)
	5	at Hawaii (12/23/24)
STEALS	7	vs Murray St. (12/22/24)
	2	NORTH FLORIDA (12/01/24)
BLOCKED SHOTS	4	Four times
	0	UTRGV (11/04/24)
TURNOVERS	1	NORTH FLORIDA (12/01/24)
	1	at Hawaii (12/23/24)
FOULS	1	vs Oregon St. (12/25/24)
	9	vs Saint Mary's (CA) (11/17/24)
	9	INDIANA (12/13/24)
	12	vs Murray St. (12/22/24)
	15	at Hawaii (12/23/24)

2024-25 SUPERLATIVES

WON/LOSS MARGIN

	1	2	3	4	5	6	7	8	9	10	11	12	13	14	15	16	17	18	19	20	+20
Husker Wins	0	0	0	0	1	0	0	0	0	0	1	1	0	1	0	0	3	0	0	1	2
Husker Losses	0	0	1	0	0	0	0	0	0	0	0	0	0	0	0	0	0	0	0	0	1

2024-25 INDIVIDUAL GAME HIGHS

Points	32	Williams,Brice at Hawaii (12/23/24)
	30	Williams,Brice vs Indiana (12/13/24)
	29	Essegian,Connor vs South Dakota (11/27/24)
Field Goals Made	10	Williams,Brice at Hawaii (12/23/24)
	10	Williams,Brice vs Indiana (12/13/24)
	10	Essegian,Connor vs South Dakota (11/27/24)
Field Goal Att.	22	Essegian,Connor vs South Dakota (11/27/24)
	18	Williams,Brice at Hawaii (12/23/24)
	18	Williams,Brice vs UTRGV (11/04/24)
FG Pct (min 5 made)	1.000 (6-6)	Meah,Braxton vs South Dakota (11/27/24)
	.857 (6-7)	Morgan,Andrew vs Murray St. (12/22/24)
	.857 (6-7)	Worster,Rollie vs UTRGV (11/04/24)
3-Point FG Made	6	Essegian,Connor vs North Florida (12/01/24)
	6	Essegian,Connor vs South Dakota (11/27/24)
3-Point FG Att.	15	Essegian,Connor vs South Dakota (11/27/24)
	10	Essegian,Connor vs Murray St. (12/22/24)
3-Pt FG Pct (min 2 made)	.800 (4-5)	Williams,Brice at Hawaii (12/23/24)
	.750 (6-8)	Essegian,Connor vs North Florida (12/01/24)
	.750 (3-4)	Buyuktuncel,Berke vs Oregon St. (12/25/24)
	.750 (3-4)	Gary,Juwan at Hawaii (12/23/24)
	.750 (3-4)	Essegian,Connor vs UTRGV (11/04/24)
Free Throws Made	11	Williams,Brice vs Saint Mary's (CA) (11/17/24)
	10	Williams,Brice vs UTRGV (11/04/24)
Free Throw Att.	11	Williams,Brice vs Indiana (12/13/24)
	11	Williams,Brice vs Saint Mary's (CA) (11/17/24)
	11	Williams,Brice vs UTRGV (11/04/24)
FT Pct (min 3 made)	1.000 (11-11)	Williams,Brice vs Saint Mary's (CA) (11/17/24)
	1.000 (8-8)	Williams,Brice at Hawaii (12/23/24)
	1.000 (8-8)	Williams,Brice at Creighton (11/22/24)
Rebounds	12	Morgan,Andrew vs Murray St. (12/22/24)
	9	Buyuktuncel,Berke at Hawaii (12/23/24)
	9	Buyuktuncel,Berke vs Murray St. (12/22/24)
	9	Morgan,Andrew vs North Florida (12/01/24)
	9	Buyuktuncel,Berke at Creighton (11/22/24)
	9	Gary,Juwan vs Bethune-Cookman (11/09/24)
	9	Worster,Rollie vs UTRGV (11/04/24)
Assists	6	Williams,Brice vs North Florida (12/01/24)
	6	Worster,Rollie vs South Dakota (11/27/24)
Steals	5	Gary,Juwan vs Bethune-Cookman (11/09/24)
	4	Hoiberg,Sam vs North Florida (12/01/24)
	4	Worster,Rollie vs UTRGV (11/04/24)
Blocked Shots	3	Buyuktuncel,Berke vs Saint Mary's (CA) (11/17/24)
	2	Gary,Juwan at Hawaii (12/23/24)
	2	Gary,Juwan vs North Florida (12/01/24)
	2	Jacobsen,Cale vs North Florida (12/01/24)
	2	Griffiths,Gavin vs FDU (11/13/24)
	2	Gary,Juwan vs FDU (11/13/24)
	2	Buyuktuncel,Berke vs Bethune-Cookman (11/09/24)
Turnovers	6	Williams,Brice vs Bethune-Cookman (11/09/24)
	5	Worster,Rollie vs Bethune-Cookman (11/09/24)
Fouls	4	10 times
Minutes	35	Williams,Brice vs Indiana (12/13/24)
	34	Williams,Brice at Hawaii (12/23/24)
	34	Williams,Brice at Michigan St. (12/07/24)

2024-25 OPPONENT INDIVIDUAL GAME HIGHS

Points	25	Pop Isaacs at Creighton (11/22/24)
	23	Mikey Lewis vs Saint Mary's (CA) (11/17/24)
	23	Terrence Brown vs FDU (11/13/24)
Field Goals Made	9	Terrence Brown vs FDU (11/13/24)
	8	Myles Rice vs Indiana (12/13/24)
	8	Mikey Lewis vs Saint Mary's (CA) (11/17/24)
Field Goal Att.	18	Pop Isaacs at Creighton (11/22/24)
	18	Terrence Brown vs FDU (11/13/24)
FG Pct (min 5 made)	1.000 (5-5)	Kody Williams at Hawaii (12/23/24)
	.714 (5-7)	Jase Richardson at Michigan St. (12/07/24)
3-Point FG Made	5	Pop Isaacs at Creighton (11/22/24)
	5	Mikey Lewis vs Saint Mary's (CA) (11/17/24)
3-Point FG Att.	13	Steven Ashworth at Creighton (11/22/24)
	12	Pop Isaacs at Creighton (11/22/24)
3-Pt FG Pct (min 2 made)	.750 (3-4)	Ahmed Barba-Bey vs FDU (11/13/24)
	.750 (3-4)	Tommy Gankhuyag vs UTRGV (11/04/24)
Free Throws Made	6	Damarco Minor vs Oregon St. (12/25/24)
	6	Malik Reneau vs Indiana (12/13/24)
	6	Quandre Bullock vs South Dakota (11/27/24)
	6	Pop Isaacs at Creighton (11/22/24)
Free Throw Att.	8	Malik Reneau vs Indiana (12/13/24)
	8	Quandre Bullock vs South Dakota (11/27/24)
	8	Pop Isaacs at Creighton (11/22/24)
	8	Ryan Kalkbrenner at Creighton (11/22/24)
	8	Mitchell Saxen vs Saint Mary's (CA) (11/17/24)
FT Pct (min 3 made)	1.000 (4-4)	Parsa Fallah vs Oregon St. (12/25/24)
	1.000 (4-4)	Jaden Akins at Michigan St. (12/07/24)
	1.000 (4-4)	Jeremy Fears Jr. at Michigan St. (12/07/24)
	1.000 (4-4)	Jase Richardson at Michigan St. (12/07/24)
	1.000 (4-4)	Coen Carr at Michigan St. (12/07/24)
	1.000 (4-4)	Jaylen Smith vs North Florida (12/01/24)
	1.000 (4-4)	Steven Ashworth at Creighton (11/22/24)
Rebounds	12	Jaxon Kohler at Michigan St. (12/07/24)
	12	Mitchell Saxen vs Saint Mary's (CA) (11/17/24)
Assists	8	Jeremy Fears Jr. at Michigan St. (12/07/24)
	6	Jaylen Smith vs North Florida (12/01/24)
	6	Hasan Abdul Hakim vs UTRGV (11/04/24)
Steals	4	Myles Rice vs Indiana (12/13/24)
	4	Mikey Lewis vs Saint Mary's (CA) (11/17/24)
	4	Mitchell Saxen vs Saint Mary's (CA) (11/17/24)
Blocked Shots	2	KyeRon Lindsay vs Murray St. (12/22/24)
	2	Coen Carr at Michigan St. (12/07/24)
	2	Jaxon Kohler at Michigan St. (12/07/24)
	2	Mitchell Saxen vs Saint Mary's (CA) (11/17/24)
	2	Brayden Reynolds vs FDU (11/13/24)
	2	Jesus Carralero Mart vs Bethune-Cookman (11/09/24)
	2	David Onanina vs Bethune-Cookman (11/09/24)
Turnovers	7	Steven Ashworth at Creighton (11/22/24)
	7	Trey Miller vs UTRGV (11/04/24)
Fouls	5	Luke Barrett vs Saint Mary's (CA) (11/17/24)
	5	Augustas Marciulioni vs Saint Mary's (CA) (11/17/24)
	5	Reggie Ward Jr. vs Bethune-Cookman (11/09/24)

2024-25 HUSKER LINEUPS

No.	Starting Lineup	Record
1.	Büyüktuncel, Gary, Meah, Williams, Worster	8-1
2.	Büyüktuncel, Essegian, Gary, Williams, Worster	1-0
3.	Essegian, Gary, Meah, Williams, Worster	1-1

2024-25 GAME RECAPS

(-----Nebraska Individual Leaders-----)								
Date	Opponent	Result	Record (BIG)	Attend.	Points	Rebounds	Assists	Steals
11/4	UTRGV	W, 87-67	1-0 (0-0)	14,305	Williams (27)	Worster (9)	Worster (3)	Worster (4)
11/9	Bethune-Cookman	W, 63-58	2-0 (0-0)	15,138	Gary (11)	Gary (9)	Griffiths (3)	Gary (5)
11/13	FDU	W, 86-60	3-0 (0-0)	14,473	Gary (19)	Büyüktuncel (7)	Gary (5)	Hoiberg (3)
11/17	vs. Saint Mary's	L, 74-77	3-1 (0-0)	3,241	Williams (28)	Büyüktuncel, Morgan (5)	Gary, Ulis (2)	Büyüktuncel (3)
11/22	at No. 14 Creighton	W, 74-63	4-1 (0-0)	18,475	Williams, Gary (16)	Büyüktuncel (9)	Morgan (3)	Gary, Büyüktuncel (2)
11/27	South Dakota	W, 96-79	5-1 (0-0)	15,172	Essegian (29)	Worster (8)	Worster (6)	Williams, Hoiberg (3)
12/1	North Florida	W, 103-72	6-1 (0-0)	15,359	Essegian (22)	Morgan (9)	Williams (6)	Hoiberg (2)
12/7	at Michigan State	L, 52-89	6-2 (0-1)	14,797	Morgan (14)	Morgan (7)	Worster, Ulis (3)	Worster, Büyüktuncel (2)
12/13	Indiana	W 85-68	7-2 (1-1)	14,635	Williams (30)	Williams (6)	Williams (5)	Four players (1)
12/22	vs. Murray State	W, 66-49	8-2 (1-1)	5,049	Essegian (15)	Morgan (12)	Williams (2)	Williams, Meah (2)
12/23	at Hawai'i	W, 69-55	9-2 (1-1)	4,611	Williams (32)	Büyüktuncel (9)	Williams, Worster (3)	Büyüktuncel (3)
12/25	vs. Oregon State	W, 78-66	10-2 (1-1)	5,086	Williams (25)	Williams (7)	Williams, Worster (4)	Gary, Williams (2)

THE LAST TIME...

Nebraska...		A Nebraska Opponent...	
Scored 100 or more points.....	103; North Florida, 12/1/24	102; Michigan, 12/7/21	
Scored 90 or more points.....	103; North Florida, 12/1/24	98; vs. Texas A&M (NCAA), 3/22/24	
Scored 41 to 50 points.....	50; Illinois, 1/10/23	49, vs. Murray State, 12/22/24	
Scored 40 or fewer points	38; at Oregon, 12/15/12	38; Southwest Minnesota State, 12/28/18	
Shot 70% from the field.....	.723; vs. UNC Wilmington 12/5/97 (34-47)	.723; Kansas, 2/2/85 (34-47)	
Shot 60% from the field.....	.612; vs. Indiana, 12/13/24 (30-49)	.630; Michigan, 3/5/17 (34-54)	
Shot 90% from the free throw line (Min 10 attempts).....	.909; at Hawai'i, 12/23/24 (10-11)	.938; vs. Oregon State, 12/25/24 (15-16)	
Made 10, 3-Point Field Goals	11; North Florida, 12/1/24 (11-24)	14, North Florida, 12/1/24 (14-43)	
Had 60 rebounds.....	60; vs. Oral Roberts, 12/22/99	70; at NC State, 12/1/21	
Had 50 rebounds.....	50; South Carolina State, 12/29/23	50; at Illinois, 2/4/24	
Had 30 assists	35, vs. Northeastern Illinois, 12/21/94	30; at Iowa, 1/12/24	
Had 15 steals	15, Indiana, 1/3/24	16; at Creighton, 12/11/2020	
Had 10 blocked shots	14; at Northwestern, 1/2/18	11; at NC State, 12/1/21	
Had 10 or fewer turnovers	6; North Florida , 11/22/24	10; Murray State, 12/22/24	
Had 20 or more turnovers.....	20; South Carolina State, 12/29/23	22; Bethune-Cookman, 11/9/24	
Had three players with 20 points	vs. Iowa, 3/10/19	Texas A&M (NCAA), 3/22/24	
.....	(Palmer Jr. 27; Watson Jr. 23; Roby 23)	(Taylor IV 25, Obaseki 22, Radford 20)	
Had three players with 10 rebounds	vs. Texas Tech, 1/19/00	at Kansas, 1/9/02	
.....	(Bradford 16, Ffriend 12, Truscott 11)	(Collison 13, Gooden 12, Simien 10)	
Had five players reach double-figure points.....	at North Florida, 12/1/24)	at Rutgers, 1/17/24	
.....	(Essegian-22, Gary-18; Williams-17; Morgan-13, Ulis-10)	(Hyatt-17; Mag-16; Omoruyi-14; Simpson-14; Williams-11)	
Had a player score 40 points	41; Teddy Allen vs. Penn State 2/23/21	40; Terrence Shannon Jr., Illinois, 3/16/2024	
Had a player score 30 points	32; Brice Williams at Hawai'i, 12/23/24	40; Terrence Shannon Jr., Illinois, 3/16/2024	
Had a player grab 15 rebounds	18; Juwan Gary at Kansas State, 12/17/2023	16; Julian Reese, Maryland, 1/27/24	
Had a player dish out 10 assists.....	12; Alonzo Verge Jr. at Ohio State, 3/1/22	14; Tony Perkins, Iowa, 1/12/24	
Had a player collect five steals	5; Juwan Gary vs. Bethune-Cookman, 11/9/2024	6; Jamhir Young, at Maryland, 1/28/23	
Had a player block five shots.....	5; Isaiah Roby vs. Maryland, 2/6/18	7; Zach Edey, Purdue, 12/10/2022	
Had a player with a triple double	13 pt/11 reb/10 asst.; Dalano Banton vs. Doane, 12/17/20	12 pt/11 reb./10 asst.; Trayce Jackson-Davis, Indiana, 12/7/22	

SPECIALTY STATS

MISC. REVIEW

Nebraska Record When:	All (W)	All(L)	H(W)	H(L)	A (W)	A (L)							
Ahead at Halftime	10	1	6	0	4	1	Rebounds are Even	2	0	1	0	1	0
Behind at Halftime	0	1	0	0	0	1	Committing More TOs than Opp	2	1	1	0	1	1
Tied at Halftime	0	0	0	0	0	0	Committing Fewer TOs than Opp	6	1	4	0	2	1
Bench Outscores Opponent's	9	0	6	0	3	0	Turnovers are Even	2	0	1	0	1	0
Opponent Bench Outscores NU	1	2	0	0	1	2	Leading with 5:00 left	10	0	6	0	4	0
Bench scoring is even	0	0	0	0	0	0	Trailing with 5:00 left	0	2	0	0	0	2
Shooting 50% or Better	3	0	2	0	1	0	Tied with 5:00 left	0	0	0	0	0	0
Shooting Under 50%	7	2	4	0	3	2	In Overtime	0	0	0	0	0	0
Opp. Shoots 50% or Better	0	1	0	0	0	1	Scoring 80 or more points	5	0	5	0	0	0
Opp. Shoots Under 50%	10	1	6	0	4	1	Scoring 61 to 79 points	5	1	1	0	4	1
Outshooting Opponent (pct.)	9	1	5	0	4	1	Scoring 60 or fewer points	0	1	0	0	0	1
Outshot by Opponent (pct.)	1	1	1	0	0	1	Allowing 80 or more points	0	1	0	0	0	1
Shooting is even	0	0	0	0	0	0	Allowing 61 to 79 points	6	1	4	0	2	1
Outrebounding Opponent	8	1	5	0	3	1	Allowing 60 or fewer points	4	0	2	0	2	0
Outrebounded by Opponent	0	1	0	0	0	1							

MISC. TOTALS

Biggest margin of victory	31, North Florida (11/13)	Largest halftime lead surrendered in loss NA Largest lead at any time 31, North Florida (11/13) Largest deficit at any time 42, at Michigan State (12/7) Largest runs without opponent scoring 16 vs. Murray State (14:45-8:33, 1st) Largest opponent run without NU scoring 15 at Michigan State (16:10-10:01, 2nd)
Biggest margin of defeat	37, at Michigan State (12/7)	
Largest deficit overcome in win.....	8, at Hawai'i (12/23)	
Largest halftime deficit overcome in win	NA	
Largest lead surrendered in loss.....	5, vs. Saint Mary's (11/17)	

SPECIALTY STATS

Opponent	NU-Opp Paint	NU-Opp off TO	NU-Opp 2nd Ch.	NU-Opp Bench	Largest Lead	Largest Deficit	Tip	1st Sub(s)
UTRGV	40-18	26-11	10-15	27-23	20 (0:18, 2nd)	2 (9:30, 1st)	W	Essegian, Morgan
Bethune-Cookman	30-24	21-12	11-8	22-18	16 (13:55, 2nd)	6 (14:54, 1st)	L	Essegian
FDU	40-28	28-7	14-11	29-5	26 (0:06, 2nd)	1 (16:55, 1st)	W	Griffiths
Saint Mary's	28-24	11-21	10-13	18-23	5 (15:05, 2nd)	14 (13:28, 1st)	W	Morgan
at No. 14 Creighton	28-10	22-7	9-3	19-8	18 (2:53, 1st)	-	W	Morgan
South Dakota	38-36	12-18	7-13	51-35	23 (17:35, 2nd)	-	W	Essegian
North Florida	58-22	25-2	9-11	37-15	31 (1:41, 2nd)	3 (19:20, 1st)	W	Morgan
at Michigan State	24-32	14-19	3-17	22-43	-	42 (3:53, 2nd)	L	Morgan
Indiana	36-24	14-14	8-10	28-16	17 (0:30, 2nd)	4 (11:09, 1st)	L	Morgan
vs. Murray State	32-18	7-7	8-8	29-11	12 (18:50, 2nd)	-	W	Essegian, Morgan
at Hawai'i	38-26	14-11	9-9	4-21	14 (0:57, 2nd)	8 (12:22, 1st)	W	Essegian, Morgan, Hoiberg
vs. Oregon State	32-20	4-14	14-4	15-13	12 (0:09, 2nd)	4 (9:39, 1st)	L	Essegian, Morgan



2024-25 HONORS

CONNOR ESSEGIAN

JUNIOR • GUARD • 6-4 • 190 • FORT WAYNE, IND. • WISCONSIN

- Wisconsin transfer who spent the last two years at Wisconsin, where he played in 68 games, including 19 starts
- Has six double-figure games, including a pair of 20-point efforts
- Totaled seven points and two rebounds in 25 minutes against Oregon State
- Led NU with 15 points off the bench vs. Murray State, including five 3-pointers
- Finished with 13 points on 4-of-7 shooting and three rebounds in 28 minutes against Indiana
- Led NU with 22 points on 8-of-10 shooting, including 6-of-8 from 3-point range, and added four boards, two assists and two steals vs. North Florida
- Became only the second player in school history - and the first since 2002 - to have 6-or-more 3-pointers in consecutive games (USD, UNF)
- Poured in a career-high 29 points, including six 3-pointers, and dished out a personal-best five assists in the win over South Dakota
- Keyed the win over No. 14 Creighton with 15 points off the bench, including six points in a second-half run after Creighton got within seven
- Had eight points, including a pair of 3-pointers, in the loss vs. Saint Mary's
- Finished with eight points, including 4-of-4 from the foul line in the final 38 seconds, and two boards in 14 minutes against Bethune-Cookman
- Came off the bench in his Husker debut vs. UTRGV with 13 points, four rebounds and two assists, as he had seven straight points in a 12-0 run after UTRGV closed to within 69-65
- Represented Armenia in the 2024 Los Angeles International Cup, the second straight summer he played for Armenia
- Averaged 13.0 points and 5.5 rebounds per game as Armenia won the LA International Cup Title, including 20 points vs. Ireland in title game
- Played in 33 games at UW in 2023-24, averaging 3.2 points per game, as the Badgers went 22-14 & reached the NCAA Tournament.
- Named to Big Ten All-Freshman team in 2022-23, as he played in all 35 games and averaged 11.7 points and 3.7 rebounds per game
- Set a Wisconsin school record for a freshman with 69 3-pointers while he was 10th in the Big Ten in 3-pointers per game and shot nearly 36 percent from beyond the arc
- Totaled 2,526 points at Central Noble High School to finish 10th all-time in the state of Indiana in scoring
- Led Central Noble to the state title game as a senior and was a finalist for Mr. Basketball, averaging 26.5 points, 6.4 rebounds and 2.3 assists per game
- Majors in journalism with a emphasis on digital media
- His grandfather's cousin was Chuck Essegian, who played baseball and football at Stanford before playing in the Major Leagues

CAREER STATS

				Field Goals		3-Point		F-Throws		Rebounds								Scoring		
SEASON	TEAM	GP-GS	MIN/AVG	FG-FGA	FG%	3FG-3FGA	3FG%	FT-FTA	FT%	OFF	DEF	TOT	AVG	PF-FO	A	TO	BLK	STL	PTS	AVG
2022-23	Wisc	35-19	959/27.4	133-329	.404	69-192	.359	76-86	.884	24	107	131	3.7	60-0	26	36	1	19	411	11.7
2023-24	Wisc	33-0	242/7.3	37-96	.385	20-66	.303	10-11	.909	2	25	27	0.8	24-0	8	12	0	4	104	3.2
2024-25	Nebr	12-3	275/22.9	44-98	.449	29-67	.433	24-30	.800	2	27	29	2.4	12-0	9	11	0	3	141	11.8
TOTAL FOR Nebr		12-3	275/22.9	44-98	.449	29-67	.433	24-30	.800	2	27	29	2.4	12-0	9	11	0	3	141	11.8
TOTAL		80-22	1475/18.4	214-523	.409	118-325	.363	110-127	.866	28	159	187	2.3	96-0	43	59	1	26	656	8.2

MISC. STATS

Category	2024-25	Career*
10+ Points	6	31
20+ Points	2	4
30+ Points	0	0
40+ Points	0	0
Double-Doubles	0	1
10+ Rebounds	0	1
10+ Assists	0	0
Led NU in Scoring	3	3
Led NU in Reb.	0	0
Led NU in Assists	0	0

*Includes Wisconsin

SEASON/CAREER HIGHS

Points	
Season:	29, South Dakota (11/27/24)
College Career:	Same
Rebounds	
Season:	4, Two times (last, 12/1/24)
College Career:	11, at Indiana (1/14/23)
Field Goals	
Season:	10, South Dakota (11/27/24)
College Career:	10, Two times (last, 11/27/24)
3-Point Field Goals	
Season:	6, Two times (last, 12/1/24)
College Career:	Same
Free Throws	
Season:	6, at Creighton (11/22/24)
College Career:	10, at Michigan (2/14/23)
Free Throw Attempts	
Season:	9, at Creighton (11/22/24)
College Career:	9, Three times (last, 11/22/24)
Assists	
Season:	5, South Dakota (11/27/24)
College Career:	Same
Steals	
Season:	2, North Florida (12/1/24)
College Career:	2, Three times (last, 12/1/23)
Blocks	
Season:	
College Career:	1, at Minnesota (3/5/23)
Minutes Played	
Season:	32:36, South Dakota (11/27/24)
College Career:	39:15, at Nebraska (2/11/23)

2024-25 GAME BY GAME

Opponent	Date	GS	MIN	Total		3-Pointers		Free throws		Rebounds										
				FG-FA	PCT	3FG-3FA	PCT	FT-FTA	PCT	OFF	DEF	TOT	AVG	PF	A	TO	BLK	STL	PTS	AVG
UTRGV	11/04/2024		23:16	4-5	.800	3-4	.750	2-2	1.000	0	4	4	4.0	1	2	2	0	1	13	13.0
Bethune-Cookman	11/09/2024		14:11	2-6	.333	0-3	.000	4-4	1.000	1	1	2	3.0	1	0	1	0	0	8	10.5
FDU	11/13/2024	*	16:31	2-9	.222	2-7	.286	2-2	1.000	0	2	2	2.7	3	0	1	0	0	8	9.7
vs Saint Mary's (CA)	11/17/2024		21:02	2-6	.333	2-6	.333	2-2	1.000	0	3	3	2.8	0	0	1	0	0	8	9.3
at Creighton	11/22/2024		21:20	4-6	.667	1-2	.500	6-9	.667	0	2	2	2.6	0	0	0	0	0	15	10.4
South Dakota	11/27/2024		32:36	10-22	.455	6-15	.400	3-3	1.000	0	2	2	2.5	2	5	1	0	0	29	13.5
North Florida	12/01/2024	*	21:12	8-10	.800	6-8	.750	0-0	.000	0	4	4	2.7	2	2	1	0	2	22	14.7
at Michigan St.	12/07/2024	*	19:37	0-2	.000	0-2	.000	1-2	.500	0	1	1	2.5	1	0	0	0	0	1	13.0
Indiana	12/13/2024		27:42	4-7	.571	2-3	.667	3-4	.750	0	3	3	2.6	1	0	1	0	0	13	13.0
vs Murray St.	12/22/2024		32:05	5-13	.385	5-10	.500	0-0	.000	0	2	2	2.5	0	0	3	0	0	15	13.2
at Hawaii	12/23/2024		20:48	1-4	.250	0-1	.000	0-0	.000	1	1	2	2.5	0	0	0	0	0	2	12.2
vs Oregon St.	12/25/2024		24:59	2-8	.250	2-6	.333	1-2	.500	0	2	2	2.4	1	0	0	0	0	7	11.8
Totals		3	275:17	44-98	.449	29-67	.433	24-30	.800	2	27	29	2.4	12	9	11	0	3	141	11.8

Player Averages

Games Played	Minutes/ game	Points/ game	FG Pct	3FG Pct	FT Pct	Rebounds/ game	Assists/ game	Turnovers/ game	Assist/Turnover ratio	Steals/ game	Blocks/ game
12	22.9	11.8	44.9	43.3	80.0	2.4	0.8	0.9	0.8	0.3	0.0



2024-25 HONORS

SAM HOIBERG

JUNIOR • GUARD • 6-0 • 185 • LINCOLN, NEB. • PIUS X

- Third-year performer who provides a spark off the bench and is one of the team leaders
- Is among the Big Ten leaders in steals at 1.5 per game while playing just 18 minutes per game.
- Totaled five points, three rebounds and two assists in 25 minutes vs. Oregon State
- Finished with seven points, three rebounds and a career-high four steals in 15 minutes against North Florida
- Scored a season-high nine points on 4-of-6 shooting with three steals in 24 minutes against South Dakota
- Totaled two rebounds and a blocked shot in the win over No. 14 Creighton
- Finished with season highs in rebounds (five), steals (three) and assists (three) in 23 minutes against FDU
- Had two rebounds and three steals in 18 minutes in the win over Bethune-Cookman
- Played in all 34 games in 2023-24, averaging 3.4 points, 2.9 rebounds and 1.7 assists per game while posting a team-best 2.5-to-1 assist-to-turnover ratio
- Tied his career scoring high against Lindenwood in the 2023-24 season opener, matching his career high with 15 points, along with five rebounds and two assists
- Played in 21 contests, including one start, in 2022-23 and was one of NU's top guards off the bench as he averaged 4.1 points per game on 55 percent shooting
- Poured in a career-high 15 points on 6-of-8 shooting in 26 minutes at Maryland on Jan. 27, 2023
- Garnered honorable-mention all-state honors as a senior, averaging 14.9 points, 4.2 rebounds and 3.8 assists at Lincoln Pius X High School in 2020-21, helping the school to an 18-4 record and a berth in the Class A (largest class) state tournament
- Sports communications major who was an academic all-district selection in 2024
- Is the son of NU Head Coach Fred Hoiberg, who played collegiately at Iowa State and in the NBA for a decade, while his oldest brother, Jack, played at both Michigan State (2017-21) and Texas Arlington (2021-22) and works in the San Antonio Spurs organization in the video department

CAREER STATS

				Field Goals		3-Point		F-Throws		Rebounds										Scoring	
SEASON	TEAM	GP-GS	MIN	AVG	FG-FGA	FG%	3FG-3FGA	3FG%	FT-FTA	FT%	OFF	DEF	TOT	AVG	PF-FO	A	TO	BLK	STL	PTS	AVG
2022-23	Nebr	21-1	267	12.7	27-49	.551	9-22	.409	23-28	.821	8	30	38	1.8	19-0	7	8	1	13	86	4.1
2023-24	Nebr	34-0	669	19.7	37-98	.378	15-49	.306	26-38	.684	19	79	98	2.9	67-0	59	24	3	31	115	3.4
2024-25	Nebr	12-0	218	18.2	11-27	.407	3-10	.300	6-7	.857	4	19	23	1.9	12-0	12	9	1	18	31	2.6
TOTAL		67-1	1155	17.2	75-174	.431	27-81	.333	55-73	.753	31	128	159	2.4	98-0	78	41	5	62	232	3.5

MISC. STATS

Category	2024-25	Career
10+ Points	0	3
20+ Points	0	0
30+ Points	0	0
40+ Points	0	0
Double-Doubles	0	0
10+ Rebounds	0	0
10+ Assists	0	0
Led NU in Scoring	0	1
Led NU in Reb.	0	4
Led NU in Assists	0	4

SEASON/CAREER HIGHS

Points	
Season:	9, South Dakota (11/27/24)
College Career:	15, Two times (1/28/23)
Rebounds	
Season:	5, FDU (11/13/24)
College Career:	7, South Carolina State (12/29/23)
Field Goals	
Season:	4, South Dakota (11/27/24)
College Career:	6, at Maryland (1/28/23)
3-Point Field Goals	
Season:	1, Three times (last, 12/25/24)
College Career:	3, at Maryland (1/28/23)
Free Throws	
Season:	2, Three times (last, 12/25/24)
College Career:	5, Two times (last, 2/28/23)
Free Throw Attempts	
Season:	2, Three times (last, 12/25/24)
College Career:	6, Two times, (last 2/7/24)
Assists	
Season:	3, FDU (11/13/24)
College Career:	4, Three times (last, 2/29/24)
Steals	
Season:	4, North Florida (12/1/24)
College Career:	4, Two times (last, 12/1/24)
Blocks	
Season:	1, at Creighton (11/22/24)
College Career:	1, Five times (last, 11/22/24)
Minutes Played	
Season:	25:08, Oregon State (12/25/24)
College Career:	37:01, Maryland (2/19/23)

2024-25 GAME BY GAME

Opponent	Date	GS	MIN	Total		3-Pointers		Free throws		Rebounds											
				FG-FGA	PCT	3FG-3FGA	PCT	FT-FTA	PCT	OFF	DEF	TOT	AVG	PF	A	TO	BLK	STL	PTS	AVG	
UTRGV	11/04/2024		12:23	0-1	.000	0-0	.000	0-0	.000	0	0	0	0.0	1	0	1	0	0	0	0.0	
Bethune-Cookman	11/09/2024		18:24	0-5	.000	0-3	.000	0-1	.000	0	2	2	1.0	1	1	0	0	3	0	0.0	
FDU	11/13/2024		23:20	1-4	.250	0-0	.000	0-0	.000	2	3	5	2.3	0	3	1	0	3	2	0.7	
vs Saint Mary's (CA)	11/17/2024		16:06	0-0	.000	0-0	.000	0-0	.000	1	1	2	2.3	0	0	1	0	1	0	0.5	
at Creighton	11/22/2024		14:53	0-1	.000	0-0	.000	0-0	.000	0	2	2	2.2	3	0	0	1	0	0	0.4	
South Dakota	11/27/2024		23:47	4-6	.667	1-2	.500	0-0	.000	0	2	2	2.2	1	1	2	0	3	9	1.8	
North Florida	12/01/2024		15:32	3-3	1.000	1-1	1.000	0-0	.000	0	3	3	2.3	0	1	0	0	4	7	2.6	
at Michigan St.	12/07/2024		10:20	0-1	.000	0-1	.000	2-2	1.000	0	2	2	2.3	3	0	0	0	0	2	2.5	
Indiana	12/13/2024		15:03	0-0	.000	0-0	.000	2-2	1.000	0	1	1	2.1	0	2	1	0	1	2	2.4	
vs Murray St.	12/22/2024		22:35	1-3	.333	0-1	.000	0-0	.000	0	1	1	2.0	0	1	1	0	1	2	2.4	
at Hawaii	12/23/2024		20:35	1-2	.500	0-1	.000	0-0	.000	0	0	0	1.8	1	1	1	0	1	2	2.4	
vs Oregon St.	12/25/2024		25:08	1-1	1.000	1-1	1.000	2-2	1.000	1	2	3	1.9	2	2	1	0	1	5	2.6	
Totals			0	218:05	11-27	.407	3-10	.300	6-7	.857	4	19	23	1.9	12	12	9	1	18	31	2.6

Player Averages

Games Played	Minutes/ game	Points/ game	FG Pct	3FG Pct	FT Pct	Rebounds/ game	Assists/ game	Turnovers/ game	Assist/Turnover ratio	Steals/ game	Blocks/ game
12	18.2	2.6	40.7	30.0	85.7	1.9	1.0	0.8	1.3	1.5	0.1



2024-25 HONORS

AHRON ULIS

SENIOR • GUARD • 6-3 • 190 • CHICAGO, ILL. • IOWA

- Senior guard who shares point guard duties and has nearly a 3-to-1 assist-to-turnover ratio
- Did not play in the Diamond Head Classic because of an ankle injury suffered on Dec. 21
- Had three points, two assists and two rebounds in 17 minutes in the win over Indiana
- Tied for the team high with three assists in 14 minutes at Michigan State
- Reached double figures for the first time as a Husker against North Florida with 10 points, three assists and two steals
- Hit a halfcourt buzzer beater and added two boards and a steal in the win over South Dakota
- Had two points and a steal in 11 minutes against No. 14 Creighton
- Dished out two assists and had three rebounds in 14 minutes against Saint Mary's
- Made a significant impact in NU's win over FDU with eight points, three assists and three boards in 20 minutes off the bench
- Provided a spark with five points, five rebounds and an assist in 17 minutes against Bethune-Cookman
- Made his Husker debut against UTRGV, as he had two assists, two rebounds and a steal in 11 minutes off the bench
- Sat out the 2023-24 season after spending three seasons at Iowa, helping the Hawkeyes to three-straight NCAA Tournaments
- Started 27 games in 2022-23, averaging 6.1 points, 2.1 assists and 1.6 rebounds per game
- Had a career-high 17 points on 8-of-10 shooting at Michigan State, which was one of five double-figure efforts that season
- Ulis was a two-time East Suburban Catholic Conference (ESCC) Player of the Year and was named to the AP All-State Class 4A First Team as a senior at Marian Catholic
- Averaged 20.3 points, 4.1 rebounds and 2.8 assists per game as a senior and totaled over 1,500 career points to rank second on the school's all-time scoring list
- Led Marian Catholic to its first third-place finish at the Illinois 3A state championship, as well as sectional and super-sectional championships in 2019
- His older brother (Tyler) was a consensus All-American at Kentucky in 2016 and the No. 34 overall pick by the Phoenix Suns in the 2016 NBA Draft

CAREER STATS

				Field Goals		3-Point		F-Throws		Rebounds				Scoring							
SEASON	TEAM	GP-GS	MIN/AVG	FG-FGA	FG%	3FG-3FGA	3FG%	FT-FTA	FT%	OFF	DEF	TOT	AVG	PF-FO	A	TO	BLK	STL	PTS	AVG	
2020-21	Iowa	17-0	120/7.0	5-15	.333	0-3	.000	18-20	.900	6	9	15	0.9	8-0	20	6	1	1	28	1.6	
2021-22	Iowa	35-0	486/13.9	34-100	.340	4-12	.333	38-48	.792	19	50	69	2.0	41-0	73	32	0	19	110	3.1	
2022-23	Iowa	32-27	722/22.6	72-182	.396	22-69	.319	29-41	.707	6	44	50	1.6	42-0	67	35	4	17	195	6.1	
2024-25	Nebr	9-0	136/15.1	12-37	.324	3-15	.200	4-11	.364	6	13	19	2.1	14-0	17	6	0	7	31	3.4	
TOTAL FOR Nebr		9-0	136/15.1	12-37	.324	3-15	.200	4-11	.364	6	13	19	2.1	14-0	17	6	0	7	31	3.4	
TOTAL		93-27	1464/15.7	123-334	.368	29-99	.293	89-120	.742	37	116	153	1.6	105-0	177	79	5	44	364	3.9	

MISC. STATS

Category	2024-25	Career*
10+ Points	1	8
20+ Points	0	0
30+ Points	0	0
40+ Points	0	0
Double-Doubles	0	0
10+ Rebounds	0	0
10+ Assists	0	0
Led NU in Scoring	0	0
Led NU in Reb.	0	0
Led NU in Assists	2	2

SEASON/CAREER HIGHS

Points	
Season:	10, North Florida (12/1/24)
College Career:	17, at Michigan State (1/26/23)
Rebounds	
Season:	5, Bethune-Cookman (11/9/24)
College Career:	7, Iowa State (12/8/22)
Field Goals	
Season:	4, Two times (last, 12/1/24)
College Career:	8, at Michigan State (1/26/23)
3-Point Field Goals	
Season:	1, Three times (last, 12/13/24)
College Career:	2, Four times (last, 1/29/23)
Free Throws	
Season:	3, Bethune-Cookman (11/9/24)
College Career:	7, Two times (last, 1/31/22)
Free Throw Attempts	
Season:	4, Bethune-Cookman (11/9/24)
College Career:	8, Two times (last, 1/31/22)
Assists	
Season:	3, Three times (last, 12/7/24)
College Career:	8, Western Michigan (11/22/21)
Steals	
Season:	2, North Florida (12/1/24)
College Career:	3, Illinois (12/6/21)
Blocks	
Season:	None
College Career:	1, Five times (last, 2/12/23)
Minutes Played	
Season:	22:01, North Florida (12/1/24)
College Career:	35:46, Iowa State (12/8/22)

2024-25 GAME BY GAME

Opponent	Date	GS	MIN	Total		3-Pointers		Free throws		Rebounds				PF	A	TO	BLK	STL	PTS	AVG
				FG-FGA	PCT	3FG-3FGA	PCT	FT-FTA	PCT	OFF	DEF	TOT	AVG							
UTRGV	11/04/2024		10:35	0-1	.000	0-1	.000	0-0	.000	1	2	0	2.0	1	2	0	0	1	0	0.0
Bethune-Cookman	11/09/2024		16:41	1-5	.200	0-3	.000	3-4	.750	3	2	5	3.5	2	1	0	0	0	5	2.5
FDU	11/13/2024		19:38	4-5	.800	0-1	.000	0-1	.000	0	3	3	3.3	3	3	1	0	1	8	4.3
vs Saint Mary's (CA)	11/17/2024		14:17	0-5	.000	0-1	.000	0-0	.000	1	2	3	3.3	2	2	1	0	0	0	3.3
at Creighton	11/22/2024		11:08	1-3	.333	0-1	.000	0-1	.000	0	0	0	2.6	1	0	1	0	1	2	3.0
South Dakota	11/27/2024		11:24	1-4	.250	1-2	.500	0-1	.000	1	1	2	2.5	0	1	2	0	1	3	3.0
North Florida	12/01/2024		22:01	4-7	.571	1-2	.500	1-2	.500	0	1	1	2.3	1	3	0	0	2	10	4.0
at Michigan St.	12/07/2024		13:49	0-3	.000	0-2	.000	0-0	.000	0	1	1	2.1	3	3	0	0	0	0	3.5
Indiana	12/13/2024		16:41	1-4	.250	1-2	.500	0-2	.000	0	2	2	2.1	1	2	1	0	1	3	3.4
Totals		0	136:14	12-37	.324	3-15	.200	4-11	.364	6	13	19	2.1	14	17	6	0	7	31	3.4

Player Averages

Games Played	Minutes/game	Points/game	FG Pct	3FG Pct	FT Pct	Rebounds/game	Assists/game	Turnovers/game	Assist/Turnover ratio	Steals/game	Blocks/game
9	15.1	3.4	32.4	20.0	36.4	2.1	1.9	0.7	2.8	0.8	0.0



BRICE WILLIAMS

SENIOR • GUARD • 6-7 • 214 • HUNTERVILLE, N.C. • CHARLOTTE

- Three-level scorer who is a career 40 percent shooter from 3-point range and has the ability to guard multiple positions
- Named MVP of the Diamond Head Classic, as he had 25 points, seven rebounds, four assists and two steals vs. Oregon State
- Matched his career high in both points (32) and 3-pointers (four) and added three assists in the win at Hawai'i, finished with 21 second-half points
- Posted his first 30-point game as a Husker, going 10-of-15 from the field and adding six rebounds and five boards in the win over Indiana as he was named one of five USBWA National Players of the Week and Big Ten Player of the Week
- Had 17 points and a season-high six assists in the win over North Florida
- Finished with 21 points, including four 3-pointers, and also enjoyed season highs in assists (four) and steals (three) vs. South Dakota
- Tied for team-high honors in the win over No. 14 Creighton with 16 points, including 8-of-8 from the foul line, as he reached double figures for the ninth straight game dating back to last season
- Finished with 28 points - his highest total as a Husker - including 8-of-11 shooting from the floor and 11-of-11 from the line vs. Saint Mary's
- Had 10 points, including five straight in a 13-2 Husker run, and six boards vs. FDU
- Opened the season with a 27-point effort against UTRGV, including 10-of-11 from the line, as he had 19 first-half points
- Has four straight 20-point games dating back to the 2023-24 season and has six 20-point games in his Husker career
- Averaged 13.7 points, 5.5 rebounds and 2.5 assists per game in 2023-24, as he started all 34 contests
- Averaged 23.3 ppg on 50 percent shooting, including 47 percent from 3-point range, in Nebraska's three postseason games
- Was in double figures a team-high 25 times, including a season-high 25-point effort in the win over Oregon State
- Returned from a knee injury to earn second-team All-Conference USA honors in 2022-23, averaging 13.8 points and 5.8 rebounds per game while shooting almost 40 percent from 3-point range
- MVP of the 2023 College Basketball Invitational, averaging 16.3 points, 7.8 rebounds and 3.0 assists per game and a pair of double-doubles
- Graduated from Charlotte with a degree in mass communications in July of 2023 and is in NU's graduate program
- His late father (Henry) is Charlotte's all-time leading scorer with 2,383 points and was a second-round pick of the San Antonio Spurs in 1992 before playing in Europe for a decade

2024-25 HONORS

- Diamond Head Classic MVP
- Diamond Head Classic All-Tournament Team
- USBWA National Player of the Week (12/16/24)
- Big Ten Player of the Week (12/16/24)

MISC. STATS

Category	2024-25	Career*
10+ Points	11	75
20+ Points	6	22
30+ Points	2	5
40+ Points	0	0
Double-Doubles	0	5
10+ Rebounds	0	6
10+ Assists	0	0
Led NU in Scoring	6	12
Led NU in Reb.	2	10
Led NU in Assists	5	17

*-Includes Charlotte

SEASON/CAREER HIGHS

Points	
Season:	32, at Hawai'i (12/23/24)
College Career:	32, Two times (last, 12/23/24)
Rebounds	
Season:	7, vs. Oregon State (12/25/24)
College Career:	13, Rice (2/25/23)
Field Goals	
Season:	10, Two times (last, 12/23/24)
College Career:	12, UAB (3/4/23)
3-Point Field Goals	
Season:	4, Two times (last, 12/23/24)
College Career:	4, Five times (last, 12/23/24)
Free Throws	
Season:	11, vs. Saint Mary's (11/27/24)
College Career:	11, Two times (last, 11/17/24)
Free Throw Attempts	
Season:	11, Three times (last, 12/13/24)
College Career:	14, Louisiana Tech (12/31/22)
Assists	
Season:	6, North Florida (12/1/24)
College Career:	9, Purdue (1/9/24)
Steals	
Season:	3, South Dakota (11/27/24)
College Career:	4, Indiana (1/3/24)
Blocks	
Season:	1, Three times (last, 12/22/24)
College Career:	3, Two times (last, 3/20/23)
Minutes Played	
Season:	34:25, Indiana (12/13/24)
College Career:	45:37, UAB (3/4/23)

CAREER STATS

		Field Goals					3-Point		F-Throws		Rebounds								Scoring	
SEASON	TEAM	GP-GS	MIN/AVG	FG-FGA	FG%	3FG-3FGA	3FG%	FT-FTA	FT%	OFF	DEF	TOT	AVG	PF-FO	A	TO	BLK	STL	PTS	AVG
2019-20	CLT	27-0	244/9.0	23-62	.371	9-30	.300	8-12	.667	5	35	40	1.5	18-0	4	11	7	6	63	2.3
2020-21	CLT	25-14	738/29.5	86-182	.473	31-72	.431	40-57	.702	20	79	99	4.0	54-0	25	27	11	19	243	9.7
2022-23	CLT	36-13	976/27.1	170-355	.479	58-146	.397	97-115	.843	28	162	190	5.3	48-1	43	46	13	20	495	13.8
2023-24	Nebr	34-34	1011/29.7	143-322	.444	50-129	.388	119-141	.844	30	156	186	5.5	87-3	84	61	21	37	455	13.4
2024-25	Nebr	12-12	360/30.0	73-142	.514	19-44	.432	71-78	.910	5	32	37	3.1	21-0	28	25	3	14	236	19.7
TOTAL FOR Nebr		46-46	1370/29.8	216-464	.466	69-173	.399	190-219	.868	35	188	223	4.8	108-3	112	86	24	51	691	15.0
TOTAL		134-73	3329/24.8	495-1063	.466	167-421	.397	335-403	.831	88	464	552	4.1	228-4	184	170	55	96	1492	11.1

2024-25 GAME BY GAME

Opponent	Date	GS	MIN	Total		3-Pointers		Free throws		Rebounds				PF	A	TO	BLK	STL	PTS	AVG	
				FG-FGA	PCT	3FG-3FGA	PCT	FT-FTA	PCT	OFF	DEF	TOT	AVG								
UTRGV	11/04/2024	*	27:47	8-18	.444	1-6	.167	10-11	.909	1	4	5	5.0	0	0	2	0	0	27	27.0	
Bethune-Cookman	11/09/2024	*	25:54	2-6	.333	2-4	.500	4-5	.800	1	2	3	4.0	3	2	6	0	1	10	18.5	
FDU	11/13/2024	*	26:09	2-9	.222	0-2	.000	6-7	.857	3	3	6	4.7	2	1	0	1	1	10	15.7	
vs Saint Mary's (CA)	11/17/2024	*	26:43	8-12	.667	1-2	.500	11-11	1.000	0	3	3	4.3	4	1	2	1	0	28	18.8	
at Creighton	11/22/2024	*	31:25	4-12	.333	0-1	.000	8-8	1.000	0	2	2	3.8	1	0	1	0	1	16	18.2	
South Dakota	11/27/2024	*	27:14	7-11	.636	4-6	.667	3-4	.750	0	0	0	3.2	4	4	2	0	3	21	18.7	
North Florida	12/01/2024	*	31:01	6-11	.545	2-5	.400	3-3	1.000	0	1	1	2.9	1	6	1	0	0	17	18.4	
at Michigan St.	12/07/2024	*	33:36	3-7	.429	1-3	.333	4-4	1.000	0	0	0	2.5	1	0	2	0	1	11	17.5	
Indiana	12/13/2024	*	34:25	10-15	.667	2-3	.667	8-11	.727	0	6	6	2.9	1	5	2	0	1	30	18.9	
vs Murray St.	12/22/2024	*	29:31	4-10	.400	1-3	.333	0-0	.000	0	2	2	2.8	2	2	2	1	2	9	17.9	
at Hawaii	12/23/2024	*	33:33	10-18	.556	4-5	.800	8-8	1.000	0	2	2	2.7	1	3	2	0	2	32	19.2	
vs Oregon St.	12/25/2024	*	32:29	9-13	.692	1-4	.250	6-6	1.000	0	7	7	3.1	1	4	3	0	2	25	19.7	
Totals			12	359:46	73-142	.514	19-44	.432	71-78	.910	5	32	37	3.1	21	28	25	3	14	236	19.7

Player Averages

Games Played	Minutes/game	Points/game	FG Pct	3FG Pct	FT Pct	Rebounds/game	Assists/game	Turnovers/game	Assist/Turnover ratio	Steals/game	Blocks/game
12	30.0	19.7	51.4	43.2	91.0	3.1	2.3	2.1	1.1	1.2	0.3



2024-25 HONORS

JUWAN GARY

SENIOR • GUARD/FORWARD • 6-6 • 226 • COLUMBIA, S.C. • ALABAMA

- Third-year starter who can play the frontcourt or on the wing and is one of the best defenders in the Big Ten
- Totaled 14 points and two steals in the win over Oregon State in the Diamond Head Classic title game
- Scored a season-high 21-point effort at Hawai'i , going 8-of-10 from the field, including 3-of-4 from 3-point range
- Had nine points, three boards and an assist vs. Murray State, finishing with a +21 in 23 minutes
- Totaled 14 points, including a pair of 3-pointers, and five rebounds in the win over Indiana
- Had nine points and three rebounds in the loss at Michigan State
- Was solid in the win over North Florida with 18 points, five rebounds and two blocked shots in 23 minutes
- Played just two minutes against South Dakota because of an injury
- Sparked NU's effort against No. 14 Creighton with 16 points, seven rebounds and a pair of steals while limiting Creighton to 32 percent shooting
- Led NU with 19 points and a career-high five assists in the win over FDU, including a 7-of-8 effort from the foul line
- Nearly posted a double-double with 11 points, nine rebounds and a career-high five steals in the win over Bethune-Cookman
- Had nine points, four boards and a steal in 25 minutes in the win over UTRGV
- Started 20 games in 2023-24 and averaged 11.6 points and 6.1 rebounds per game while leading NU in steals and blocks per game
- Reached double figures 16 times in 2023-24, including three 20-point games, and had five double-doubles
- Posted a career high with 22 points, including 4-of-7 from 3-point range, along with eight boards in the win over Minnesota
- Starting forward who played in 17 games before suffering a season-ending left shoulder injury on Jan. 10, 2023
- Played in 29 games at Alabama in 2021-22, averaging 6.5 points per game on 51 percent shooting and 3.4 rebounds per game
- Helped Alabama to an SEC title and an NCAA Sweet 16 berth in 2020-21, playing in 30 games, including two starts, as Alabama went 26-7
- Suffered a torn right ACL in October of 2019 and missed the entire season
- Ranked No. 64 overall by ESPN and was No. 82 in the RSCI Composite after averaging 25 points, seven rebounds and two blocks per game for Liberty Heights Charter School

CAREER STATS

				Field Goals		3-Point		F-Throws		Rebounds								Scoring		
SEASON	TEAM	GP-GS	MIN/AVG	FG-FGA	FG%	3FG-3FGA	3FG%	FT-FTA	FT%	OFF	DEF	TOT	AVG	PF-FO	A	TO	BLK	STL	PTS	AVG
2020-21	UA	30-2	284/9.5	48-89	.539	1-9	.111	18-34	.529	40	45	85	2.8	40-1	5	13	12	14	115	3.8
2021-22	UA	29-16	450/15.5	73-142	.514	9-41	.220	33-54	.611	49	50	99	3.4	61-1	9	18	16	17	188	6.5
2022-23	Nebr	17-17	502/29.6	64-147	.435	15-57	.263	18-29	.621	35	75	110	6.5	32-0	14	15	9	24	161	9.5
2023-24	Nebr	28-20	757/27.0	122-245	.498	26-85	.306	55-81	.679	62	108	170	6.1	61-2	35	20	21	31	325	11.6
2024-25	Nebr	12-12	313/26.1	47-105	.448	13-39	.333	36-46	.783	12	36	48	4.0	24-0	11	15	7	15	143	11.9
TOTAL FOR Nebr		57-49	1573/27.6	233-497	.469	54-181	.298	109-156	.699	109	219	328	5.8	117-2	60	50	37	70	629	11.0
TOTAL		116-67	2307/19.9	354-728	.486	64-231	.277	160-244	.656	198	314	512	4.4	218-4	74	81	65	101	932	8.0

2024-25 GAME BY GAME

Opponent	Date	GS	MIN	Total		3-Pointers		Free throws		Rebounds				PF	A	TO	BLK	STL	PTS	AVG	
				FG-FGA	PCT	3FG-3FGA	PCT	FT-FTA	PCT	OFF	DEF	TOT	AVG								
UTRGV	11/04/2024	*	25:22	2-8	.250	1-4	.250	4-4	1.000	2	2	4	4.0	2	0	2	0	1	9	9.0	
Bethune-Cookman	11/09/2024	*	31:19	4-10	.400	0-1	.000	3-4	.750	2	7	9	6.5	0	1	1	0	5	11	10.0	
FDU	11/13/2024	*	29:37	5-9	.556	2-5	.400	7-8	.875	0	2	2	5.0	0	5	1	2	2	19	13.0	
vs Saint Mary's (CA)	11/17/2024	*	26:58	1-5	.200	0-2	.000	1-2	.500	2	2	4	4.8	3	2	2	0	2	3	10.5	
at Creighton	11/22/2024	*	33:43	6-13	.462	2-5	.400	2-2	1.000	2	5	7	5.2	3	1	0	0	2	16	11.6	
South Dakota	11/27/2024	*	02:22	0-1	.000	0-1	.000	0-0	.000	0	1	1	4.5	0	0	0	0	0	0	9.7	
North Florida	12/01/2024	*	23:14	7-12	.583	1-4	.250	3-4	.750	1	4	5	4.6	1	0	0	2	0	18	10.9	
at Michigan St.	12/07/2024	*	28:46	4-11	.364	1-5	.200	0-2	.000	0	3	3	4.4	1	0	3	0	0	9	10.6	
Indiana	12/13/2024	*	31:50	5-10	.500	2-4	.500	2-3	.667	1	4	5	4.4	4	1	2	0	0	14	11.0	
vs Murray St.	12/22/2024	*	22:45	2-8	.250	0-0	.000	5-5	1.000	0	3	3	4.3	4	1	0	1	0	9	10.8	
at Hawaii	12/23/2024	*	31:01	8-10	.800	3-4	.750	2-2	1.000	1	3	4	4.3	4	0	3	2	1	21	11.7	
vs Oregon St.	12/25/2024	*	26:24	3-8	.375	1-4	.250	7-10	.700	1	0	1	4.0	2	0	1	0	2	14	11.9	
Totals			12	313:21	47-105	.448	13-39	.333	36-46	.783	12	36	48	4.0	24	11	15	7	15	143	11.9

Player Averages

Games Played	Minutes/ game	Points/ game	FG Pct	3FG Pct	FT Pct	Rebounds/ game	Assists/ game	Turnovers/ game	Assist/Turnover ratio	Steals/ game	Blocks/ game
12	26.1	11.9	44.8	33.3	78.3	4.0	0.9	1.3	0.7	1.3	0.6

MISC. STATS

Category	2024-25	Career*
10+ Points	6	42
20+ Points	1	4
30+ Points	0	0
40+ Points	0	0
Double-Doubles	0	8
10+ Rebounds	0	10
10+ Assists	0	0
Led NU in Scoring	3	10
Led NU in Reb.	1	11
Led NU in Assists	2	2

*Includes Alabama

SEASON/CAREER HIGHS

Points	
Season:	21, at Hawai'i (12/23/24)
College Career:	22, Minnesota (2/25/24)
Rebounds	
Season:	9, Bethune-Cookman (11/9/24)
College Career:	18, at Kansas State (12/17/23)
Field Goals	
Season:	8, at Hawai'i (12/23/24)
College Career:	8, Three times (last, 12/23/24)
3-Point Field Goals	
Season:	3, at Hawai'i (12/23/24)
College Career:	4, Minnesota (2/25/24)
Free Throws	
Season:	7, Two times (last, 12/25/24)
College Career:	Same
Free Throw Attempts	
Season:	10 vs. Oregon State (12/25/24)
College Career:	Same
Assists	
Season:	5, FDU (11/13/24)
College Career:	Same
Steals	
Season:	5, Bethune-Cookman (11/9/24)
College Career:	Same
Blocks	
Season:	2, Three times (last, 12/23/24)
College Career:	4, South Carolina State (12/29/23)
Minutes Played	
Season:	33:43, at Creighton (11/22/24)
College Career:	36:27, Iowa (12/29/22)



BRADEN FRAGER

FRESHMAN • FORWARD • 6-7 • 220 • LINCOLN, NEB. • SOUTHWEST HIGH SCHOOL

- True freshman who was a three-year performer at Lincoln Southwest High School before reclassifying to the class of 2024
- Three-star recruit by On3, 247Sports and Rivals, Frager was ranked among the top-200 players in the country before he reclassified
- Two-time honorable-mention all-state performer by the Lincoln Journal Star who averaged 18.3 ppg, 7.0 rpg, 1.2 apg and 1.2 spg in 2023-24
- Totaled 20+ points in six of his final eight games, including a school-record 39-point performance at Kearney
- Played for the ETG Midwest AAU program for Coach Ryan Reeder, averaging 15.0 ppg during his final season of AAU basketball
- Selected Nebraska over Creighton and Iowa State

2024-25 HONORS

CAREER STATS

MISC. STATS

Category	2024-25	Career*
10+ Points	0	0
20+ Points	0	0
30+ Points	0	0
40+ Points	0	0
Double-Doubles	0	0
10+ Rebounds	0	0
10+ Assists	0	0
Led NU in Scoring	0	0
Led NU in Reb.	0	0
Led NU in Assists	0	0

2024-25 GAME BY GAME

SEASON/CAREER HIGHS

Points

Season:

College Career:

Rebounds

Season:

College Career:

Field Goals

Season:

College Career:

3-Point Field Goals

Season:

College Career:

Free Throws

Season:

College Career:

Free Throw Attempts

Season:

College Career:

Assists

Season:

College Career:

Steals

Season:

College Career:

Blocks

Season:

College Career:

Minutes Played

Season:

College Career:



2024-25 HONORS

JEFFREY GRACE III

JUNIOR • GUARD • 6-3 • 200 • ELMHURST, ILL. • ARIZONA STATE

- A two-year letterwinner who walked on to the program after beginning his career at Arizona State
- Had a basket and a rebound in two minutes vs. North Florida
- Grabbed a rebound in limited time against South Dakota
- Made his 2024-25 debut against FDU, hitting a 3-point play and grabbing an offensive board in 1:40 of action
- Played in 16 games in 2023-24, including all three of NU's postseason games, and had six points and three rebounds in 23 minutes
- Played in 11 games as a redshirt freshman, totaling four points and three rebounds
- Was an Academic All-Big Ten pick and Big Ten Distinguished Scholar in 2023-24 (3.70 GPA for the year)
- Was one of 20 Husker student-athletes across sports to attend No Filter Life Skills trip to Ecuador in August of 2024
- A two-time West Suburban Conference selection at York (Ill.) High School, averaging 11.0 ppg, 5.0 rpg and 3.0 apg during his senior season
- Played his AAU basketball with Breakaway Basketball, where he was a club teammate of Sam Hoiberg for several years

MISC. STATS

Category	2024-25	Career
10+ Points	0	0
20+ Points	0	0
30+ Points	0	0
40+ Points	0	0
Double-Doubles	0	0
10+ Rebounds	0	0
10+ Assists	0	0
Led NU in Scoring	0	0
Led NU in Reb.	0	0
Led NU in Assists	0	0

SEASON/CAREER HIGHS

Points	
Season:	3, FDU (11/13/24)
College Career:	Same
Rebounds	
Season:	1, Three times (last, 12/1/24)
College Career:	1, Nine times (last, 12/1/24)
Field Goals	
Season:	1, Two times (last, 12/1/24)
College Career:	1, Five times (last, 12/1/24)
3-Point Field Goals	
Season:	
College Career:	None
Free Throws	
Season:	1, FDU (11/13/24)
College Career:	2, Two times (last, 12/29/23)
Free Throw Attempts	
Season:	1, FDU (11/13/24)
College Career:	2, Four times (last, 3/10/24)
Assists	
Season:	
College Career:	1, Three times (last, 11/6/23)
Steals	
Season:	
College Career:	1 at Maryland (1/28/23)
Blocks	
Season:	
College Career:	None
Minutes Played	
Season:	2:03, North Florida (12/1/24)
College Career:	4:00, Lindenwood (11/6/23)

CAREER STATS

		Field Goals		3-Point		F-Throws		Rebounds				Scoring			
SEASON TEAM	GP-GS MIN/AVG	FG-FGA	FG%	3FG-3FGA	3FG%	FT-FTA	FT%	OFF	DEF	TOT	AVG	PF	FO	A	TO
2022-23 Nebr	11-0 12/1.1	1-2 .500		0-1 .000		2-4 .500		2	1	3	0.3	0-0	1	2	0
2023-24 Nebr	16-0 23/1.4	2-4 .500		0-1 .000		2-5 .400		2	1	3	0.2	2-0	2	1	0
2024-25 Nebr	4-0 5/1.2	2-4 .500		0-0 .000		1-1 1.000		2	1	3	0.8	0-0	0	0	0
TOTAL	31-0 39/1.3	5-10 .500		0-2 .000		5-10 .500		6	3	9	0.3	2-0	3	3	0

2024-25 GAME BY GAME

		Total		3-Pointers		Free throws		Rebounds				PF A TO BLK STL PTS AVG			
Opponent	Date	GS	MIN	FG-FGA	PCT	3FG-3FGA	PCT	FT-FTA	PCT	OFF	DEF	TOT	AVG	PF	A
FDU	11/13/2024		01:40	1-2 .500		0-0 .000		1-1 1.000		1	0	1	1.0	0	0
South Dakota	11/27/2024		00:56	0-0 .000		0-0 .000		0-0 .000		1	0	1	1.0	0	0
North Florida	12/01/2024		02:03	1-2 .500		0-0 .000		0-0 .000		0	1	1	1.0	0	0
vs Oregon St.	12/25/2024		00:09	0-0 .000		0-0 .000		0-0 .000		0	0	0	0.8	0	0
Totals		0	04:49	2-4 .500		0-0 .000		1-1 1.000		2	1	3	0.8	0	0

Player Averages

Games Played	Minutes/ game	Points/ game	FG Pct	3FG Pct	FT Pct	Rebounds/ game	Assists/ game	Turnovers/ game	Assist/Turnover ratio	Steals/ game	Blocks/ game
4	1.2	1.3	50.0	0.0	100.0	0.8	0.0	0.0	0.0	0.0	0.0



2024-25 HONORS

- Diamond Head Classic All-Tournament Team

BERKE BÜYÜKTÜNEL

SOPHOMORE • FORWARD • 6-10 • 240 • BURSA, TÜRKİYE • UCLA

- UCLA transfer who can play a number of spots in the frontcourt with his skillset and playmaking ability
- Earned a spot on the Diamond Head Classic All-Tournament team with a career-high 16 points on 6-of-8 shooting, including 3-of-4 from 3-point range, vs. Oregon State
- Matched career highs in both rebounds (nine) and steals (three) in 28 minutes against Hawai'i
- Finished with six points and a season-high nine rebounds in the win over Murray State
- Played 14 minutes at Michigan State, finishing with three points and a pair of steals in his first action since Nov. 27
- Nearly recorded a double-double at No. 14 Creighton with 12 points and nine boards, along with two assists and two steals in NU's 74-63 win
- Recorded a career-high 15 points on 5-of-7 shooting from the field while adding personal bests in blocks (three) and steals (three) vs. Saint Mary's
- Was the first Husker to have at least 15 points, three blocks and three steals in a game since Aleks Maric in 2007
- Enjoyed one of the best games of his career against FDU with 12 points and tied career highs in both rebounds (seven) and assists (three)
- Finished with six points, seven boards and two blocked shots in 25 minutes in the win over Bethune-Cookman
- Totaled six points, six boards, two assists and a pair of steals in 27 minutes against UTRGV in his Husker debut
- Sophomore transfer who played in 26 games, including eight starts, at UCLA in 2023-24
- Averaged 4.9 ppg and 2.7 rpg with two double-figure games – a season-high 13 points against Stanford and 12 points at Oregon
- Rated the No. 36 player in the class of 2023 by 24/7 Sports, while he was rated by ESPN.com as the No. 2 international player to enter college basketball in 2023-24
- Made his Turkish senior national team debut at age 18 at the 2023 World Cup qualifier and has played at several levels for the national program
- Played for Türkiye at the U20 European Championships, averaging 12.0 points and a team-high 7.7 rebounds while shooting 51 percent from the field and 54 percent from 3-point range
- Led Türkiye to a third-place finish at the FIBA U19 World Cup, including an 84-70 win over the United States in the third-place game and was named to the "All-Star Five" at the event, as he averaged 11.4 points, 8.3 rebounds and 3.7 assists per game in seven games

CAREER STATS

BUYUKTUNCEL, Berke

		Field Goals					3-Point		F-Throws		Rebounds												Scoring	
SEASON	TEAM	GP-GS	MIN/AVG	FG-FGA	FG%	3FG-3FGA	3FG%	FT-FTA	FT%	OFF	DEF	TOT	AVG	PF-FO	A	TO	BLK	STL	PTS	AVG				
2023-24	UCLA	26-8	425/16.3	40-104	.385	11-37	.297	27-43	.628	24	41	65	2.5	58-1	11	22	9	4	118	4.5				
2024-25	Nebr	11-10	255/23.2	33-61	.541	7-23	.304	16-20	.800	21	49	70	6.4	25-0	17	17	8	14	89	8.1				
TOTAL FOR Nebr		11-10	255/23.2	33-61	.541	7-23	.304	16-20	.800	21	49	70	6.4	25-0	17	17	8	14	89	8.1				
TOTAL		37-18	680/18.4	73-165	.442	18-60	.300	43-63	.683	45	90	135	3.6	83-1	28	39	17	18	207	5.6				

MISC. STATS

Category	2024-25	Career*
10+ Points	4	6
20+ Points	0	0
30+ Points	0	0
40+ Points	0	0
Double-Doubles	0	0
10+ Rebounds	0	0
10+ Assists	0	0
Led NU in Scoring	0	0
Led NU in Reb.	4	4
Led NU in Assists	0	0

*-includes UCLA

SEASON/CAREER HIGHS

Points	
Season:	16, vs. Oregon State (12/25/24)
College Career:	Same
Rebounds	
Season:	9, Three times (last, 12/23/24)
College Career:	Same
Field Goals	
Season:	6, vs. Oregon State (12/25/24)
College Career:	Same
3-Point Field Goals	
Season:	3, vs. Oregon State (12/25/24)
College Career:	Same
Free Throws	
Season:	5, vs. Saint Mary's (11/17/24)
College Career:	5, Two times (last, 11/17/24)
Free Throw Attempts	
Season:	6, vs. Saint Mary's (11/17/24)
College Career:	9, Chaminade (11/21/23)
Assists	
Season:	3, Three times (last, 12/13/24)
College Career:	3, Two times (last, 11/13/24)
Steals	
Season:	3, Two times (last, 12/23/24)
College Career:	Same
Blocks	
Season:	3, vs. Saint Mary's (11/17/24)
College Career:	Same
Minutes Played	
Season:	29:47, vs. Oregon State (12/25/24)
College Career:	32:21, Washington (1/14/24)

2024-25 GAME BY GAME

Opponent	Date	GS	MIN	Total		3-Pointers		Free throws		Rebounds				PF	A	TO	BLK	STL	PTS	AVG
				FG-FGA	PCT	3FG-3FGA	PCT	FT-FTA	PCT	OFF	DEF	TOT	AVG							
UTRGV	11/04/2024	*	26:35	3-4	.750	0-0	.000	0-0	.000	1	5	6	6.0	3	2	1	0	2	6	6.0
Bethune-Cookman	11/09/2024	*	25:31	2-6	.333	0-3	.000	2-2	1.000	2	5	7	6.5	0	0	1	2	0	6	6.0
FDU	11/13/2024	*	25:16	4-6	.667	1-3	.333	3-4	.750	3	4	7	6.7	3	3	1	1	0	12	8.0
vs Saint Mary's (CA)	11/17/2024	*	26:17	5-7	.714	0-1	.000	5-6	.833	3	2	5	6.3	3	1	0	3	3	15	9.8
at Creighton	11/22/2024	*	22:26	4-7	.571	1-3	.333	3-4	.750	1	8	9	6.8	4	2	2	0	2	12	10.2
South Dakota	11/27/2024	*	12:29	2-3	.667	0-1	.000	2-2	1.000	3	3	6	6.7	0	3	3	0	1	6	9.5
at Michigan St.	12/07/2024	*	13:45	1-4	.250	1-2	.500	0-0	.000	1	0	1	5.9	3	0	2	0	2	3	8.6
Indiana	12/13/2024	*	20:04	2-3	.667	1-1	1.000	0-0	.000	0	5	5	5.8	3	3	2	0	0	5	8.1
vs Murray St.	12/22/2024	*	25:31	3-6	.500	0-2	.000	0-0	.000	2	7	9	6.1	2	0	1	1	1	6	7.9
at Hawaii	12/23/2024	*	27:42	1-7	.143	0-3	.000	0-1	.000	4	5	9	6.4	2	1	1	1	3	2	7.3
vs Oregon St.	12/25/2024	*	29:47	6-8	.750	3-4	.750	1-1	1.000	1	5	6	6.4	2	2	3	0	0	16	8.1
Totals		10	255:23	33-61	.541	7-23	.304	16-20	.800	21	49	70	6.4	25	17	17	8	14	89	8.1

Player Averages

Games Played	Minutes/game	Points/game	FG Pct	3FG Pct	FT Pct	Rebounds/game	Assists/game	Turnovers/game	Assist/Turnover ratio	Steals/game	Blocks/game
11	23.2	8.1	54.1	30.4	80.0	6.4	1.5	1.5	1.0	1.3	0.7



2024-25 HONORS

GAVIN GRIFFITHS

SOPHOMORE • GUARD • 6-7 • 193 • SIMSBURY, CONN. • RUTGERS

- Rutgers transfer who can play on the wing or in the backcourt
- Had a steal and an assist in six minutes at Michigan State
- Grabbed four rebounds and had two assists and two steals in 18 minutes against North Florida
- Had two points and four rebounds in 10 minutes against South Dakota
- Saw extensive action in the win over FDU with eight points, five rebounds and two blocked shots in 23 minutes
- Finished with three points, two boards and three assists in 13 minutes against Bethune-Cookman
- Had four points, three rebounds and a blocked shot in 14 minutes against UTRGV
- Played in all 32 games at Rutgers in 2023-24, averaging 5.8 points and 2.2 rebounds per game while playing just under 18 minutes per contest
- Ranked second on the Scarlet Knights in 3-pointers (31) and third in blocked shots (13), while his 31 3-pointers were third among Big Ten freshmen
- Totaled seven double-figure efforts in 2023-24, including a 25-point effort against Boston University when he went 9-of-15 from the floor
- Was a consensus top-50 recruit in 2023 and was a four-star recruit by all four major recruiting services
- Played at Kingswood-Oxford High School where he averaged 24.6 points and 12 rebounds per game and was chosen as the New England Preparatory School Athletic Council (NEPSAC) Player of the Year in Class B Basketball
- Both parents played college basketball, as his father (Larry) and mother (Karen) played at Hartford

MISC. STATS

Category	2024-25	Career*
10+ Points	0	7
20+ Points	0	1
30+ Points	0	0
40+ Points	0	0
Double-Doubles	0	0
10+ Rebounds	0	0
10+ Assists	0	0
Led NU in Scoring	0	0
Led NU in Reb.	0	0
Led NU in Assists	1	1

SEASON/CAREER HIGHS

Points	
Season:	8, FDU (11/13/24)
College Career:	25, vs Boston Univ. (11/10/23)
Rebounds	
Season:	5, FDU (11/13/24)
College Career:	6, at Purdue (2/22/24)
Field Goals	
Season:	3, FDU (11/13/24)
College Career:	9, vs Boston Univ. (11/10/23)
3-Point Field Goals	
Season:	2, FDU (11/13/24)
College Career:	4, at Wisconsin (3/7/24)
Free Throws	
Season:	None
College Career:	4, vs Boston Univ. (11/10/23)
Free Throw Attempts	
Season:	None
College Career:	5, LIU (12/16/23)
Assists	
Season:	3, Bethune-Cookman (11/9/24)
College Career:	3, Three times (last, 11/9/24)
Steals	
Season:	2, North Florida (12/1/24)
College Career:	3, LIU (12/16/23)
Blocks	
Season:	2, FDU (11/13/24)
College Career:	2, Three times (last, 11/13/24)
Minutes Played	
Season:	22:46, FDU (11/13/24)
College Career:	33:23, vs. Maryland (3/13/24)

CAREER STATS

		Field Goals					3-Point		F-Throws		Rebounds								Scoring	
SEASON	TEAM	GP-GS	MIN/AVG	FG-FGA	FG%	3FG-3FGA	3FG%	FT-FTA	FT%	OFF	DEF	TOT	AVG	PF-FO	A	TO	BLK	STL	PTS	AVG
2023-24	RU	32-3	575/18.0	68-210	.324	31-110	.282	18-30	.600	22	49	71	2.2	38-0	20	30	13	10	185	5.8
2024-25	Nebr	8-0	96/12.0	8-27	.296	3-19	.158	0-0	.000	3	16	19	2.4	13-0	8	4	3	4	19	2.4
TOTAL FOR Nebr		8-0	96/12.0	8-27	.296	3-19	.158	0-0	.000	3	16	19	2.4	13-0	8	4	3	4	19	2.4
TOTAL		40-3	671/16.8	76-237	.321	34-129	.264	18-30	.600	25	65	90	2.3	51-0	28	34	16	14	204	5.1

2024-25 GAME BY GAME

Opponent	Date	GS	MIN	Total		3-Pointers		Free throws		Rebounds				PF	A	TO	BLK	STL	PTS	AVG
				FG-FGA	PCT	3FG-3FGA	PCT	FT-FTA	PCT	OFF	DEF	TOT	AVG							
UTRGV	11/04/2024		13:59	2-5	.400	0-3	.000	0-0	.000	1	2	3	3.0	1	0	0	1	0	4	4.0
Bethune-Cookman	11/09/2024		13:12	1-2	.500	1-2	.500	0-0	.000	0	2	2	2.5	3	3	0	0	0	3	3.5
FDU	11/13/2024		22:46	3-7	.429	2-6	.333	0-0	.000	0	5	5	3.3	2	2	1	2	1	8	5.0
vs Saint Mary's (CA)	11/17/2024		07:09	0-1	.000	0-1	.000	0-0	.000	0	0	0	2.5	1	0	0	0	0	0	3.8
at Creighton	11/22/2024		03:52	0-1	.000	0-1	.000	0-0	.000	0	1	1	2.2	0	0	1	0	0	0	3.0
South Dakota	11/27/2024		10:01	1-5	.200	0-2	.000	0-0	.000	1	3	4	2.5	4	0	0	0	0	2	2.8
North Florida	12/01/2024		18:48	1-4	.250	0-2	.000	0-0	.000	1	3	4	2.7	2	2	1	0	2	2	2.7
at Michigan St.	12/07/2024		05:54	0-2	.000	0-2	.000	0-0	.000	0	0	0	2.4	0	1	1	0	1	0	2.4
Totals		0	95:41	8-27	.296	3-19	.158	0-0	.000	3	16	19	2.4	13	8	4	3	4	19	2.4

Player Averages

Games Played	Minutes/game	Points/game	FG Pct	3FG Pct	FT Pct	Rebounds/game	Assists/game	Turnovers/game	Assist/Turnover ratio	Steals/game	Blocks/game
8	12.0	2.4	29.6	15.8	0.0	2.4	1.0	0.5	2.0	0.5	0.4



JUSTIN BOLIS

SOPHOMORE • FORWARD • 6-8 • 225 • LINCOLN, NEB. • SOUTHEAST COMMUNITY COLLEGE

- Lincoln native who walked on to the Husker program
- Spent the 2023-24 season at Southeast Community College, averaging 15.5 ppg and 8.7 rpg while shooting 38 percent from 3-point range
- Totaled 11 double-doubles en route to being named to the Nebraska Community College Athletic All-Conference Team
- Played at Lincoln High School for Coach Dan Noble, as he averaged nine points and six rebounds per game as a senior after missing his junior season with an Achilles tear
- Played AAU basketball with the Lincoln Supreme and Coach Zach Tharanet

2024-25 HONORS

CAREER STATS

MISC. STATS

Category	2024-25	Career
10+ Points	0	0
20+ Points	0	0
30+ Points	0	0
40+ Points	0	0
Double-Doubles	0	0
10+ Rebounds	0	0
10+ Assists	0	0
Led NU in Scoring	0	0
Led NU in Reb.	0	0
Led NU in Assists	0	0

2024-25 GAME BY GAME

SEASON/CAREER HIGHS

Points

Season:

College Career:

Rebounds

Season:

College Career:

Field Goals

Season:

College Career:

3-Point Field Goals

Season:

College Career:

Free Throws

Season:

College Career:

Free Throw Attempts

Season:

College Career:

Assists

Season:

College Career:

Steals

Season:

College Career:

Blocks

Season:

College Career:

Minutes Played

Season:

College Career:



2024-25 HONORS

ANDREW MORGAN

SENIOR • FORWARD • 6-10 • 242 • WASECA, MINN. • NORTH DAKOTA STATE

- Two-year starter at North Dakota State who can score inside and step out to 3-point range
- Had three points and three rebounds off the bench in the win over Oregon State
- Recorded his first career double-double with 12 points on 6-of-7 shooting and a season-high 12 boards vs. Murray State
- Reached double figures for the third straight game with 10 points and five rebounds in 18 minutes in the win over Indiana
- Led Nebraska in scoring (14) and rebounding (seven) in the loss at Michigan State
- Nearly posted a double-double in the win over North Florida with season highs in points (13) and rebounds (nine) in 17 minutes of action
- Finished with eight points and seven rebounds in 18 minutes in the win over South Dakota
- Helped key NU's win over No. 14 Creighton with four boards and three assists while helping to limit Ryan Kalkbrenner without a field goal
- Reached double figures for the second time this year with 10 points, five boards and a blocked shot against Saint Mary's
- Had six points, three boards and a blocked shot against Bethune-Cookman
- Came off the bench and had 10 points and five rebounds in 20 minutes vs. UTRGV
- Totaled 860 points and 402 rebounds in 85 contests for the Bison over three seasons
- Named second-team All-Summit League in 2023-24, averaging 12.9 points per game on 56 percent shooting and 5.0 rebounds
- Ranked among Summit League leaders in scoring (15th), rebounding (16th) and free throw percentage (.703, ninth)
- Posted 22 double-figure efforts, including a season-high 31 points against Kansas City and had two double-doubles
- Helped the Bison reach the title game of the 2023 Summit League Tournament, as he made 30 starts and averaged 10.5 ppg and 5.3 rpg, ranking second on the team in rebounding and third in scoring
- Rated in the top 250 nationally by Prep Hoops as a senior, as he helped Waseca High School to a 23-1 record and a Class 2A state title
- Was a finalist for Mr. Basketball in Minnesota in 2021, as he averaged 22.1 points and 11 rebounds per game

CAREER STATS

				Field Goals		3-Point		F-Throws		Rebounds								Scoring		
SEASON	TEAM	GP-GS	MIN/AVG	FG-FGA	FG%	3FG-3FGA	3FG%	FT-FTA	FT%	OFF	DEF	TOT	AVG	PF-FO	A	TO	BLK	STL	PTS	AVG
2021-22	NDSU	21-0	243/11.6	46-73	.630	3-7	.429	17-28	.607	18	52	70	3.3	30-0	7	19	8	4	112	5.3
2022-23	NDSU	32-30	693/21.7	136-231	.589	2-6	.333	62-113	.549	54	117	171	5.3	63-0	38	70	10	12	336	10.5
2023-24	NDSU	32-29	741/23.2	148-266	.556	12-33	.364	104-148	.703	62	99	161	5.0	76-0	32	65	8	10	412	12.9
2024-25	Nebr	12-0	206/17.2	32-62	.516	2-6	.333	26-40	.650	19	44	63	5.3	24-0	9	11	5	4	92	7.7
TOTAL FOR Nebr		12-0	206/17.2	32-62	.516	2-6	.333	26-40	.650	19	44	63	5.3	24-0	9	11	5	4	92	7.7
TOTAL		97-59	1883/19.4	362-632	.573	19-52	.365	209-329	.635	153	312	465	4.8	193-0	86	165	31	30	952	9.8

MISC. STATS

Category	2024-25	Career*
10+ Points	6	46
20+ Points	0	8
30+ Points	0	1
40+ Points	0	0
Double-Doubles	1	5
10+ Rebounds	0	4
10+ Assists	0	0
Led NU in Scoring	1	1
Led NU in Reb.	4	4
Led NU in Assists	1	1

*-includes North Dakota State

SEASON/CAREER HIGHS

Points	
Season:	14, at Michigan State (12/7/24)
College Career:	31, Kansas City (2/8/24)
Rebounds	
Season:	12, vs. Murray State (12/22/24)
College Career:	14, Crown (11/20/22)
Field Goals	
Season:	6, Two times (last, 12/22/24)
College Career:	11, Two times (last, 2/24/24)
3-Point Field Goals	
Season:	1, Two times (last, 11/27/24)
College Career:	2, Two times (last, 2/24/24)
Free Throws	
Season:	5, Two times (last, 11/27/24)
College Career:	14, Kansas City (2/8/24)
Free Throw Attempts	
Season:	6, Four times (last, 12/1/24)
College Career:	16, Kansas City (2/8/24)
Assists	
Season:	3, at Creighton (11/22/24)
College Career:	4, Two times (last, 1/20/24)
Steals	
Season:	1, Four times (last, 12/23/24)
College Career:	2, Four times (last, 11/11/23)
Blocks	
Season:	1, Four times (last, 12/22/24)
College Career:	3, at North Dakota (12/30/22)
Minutes Played	
Season:	27:59, at Michigan State (12/7/24)
College Career:	36:40, Kansas City (1/21/23)

2024-25 GAME BY GAME

Opponent	Date	GS	MIN	Total		3-Pointers		Free throws		Rebounds				PF	A	TO	BLK	STL	PTS	AVG
				FG-FA	PCT	3FG-3FGA	PCT	FT-FTA	PCT	OFF	DEF	TOT	AVG							
UTRGV	11/04/2024		20:22	3-6	.500	0-0	.000	4-6	.667	2	3	5	5.0	3	0	0	0	0	10	10.0
Bethune-Cookman	11/09/2024		11:15	2-4	.500	0-0	.000	2-3	.667	0	3	3	4.0	2	0	2	1	0	6	8.0
FDU	11/13/2024		07:26	1-2	.500	0-0	.000	2-3	.667	1	1	2	3.3	2	0	1	0	0	4	6.7
vs Saint Mary's (CA)	11/17/2024		15:20	2-5	.400	1-2	.500	5-6	.833	2	3	5	3.8	3	1	2	1	0	10	7.5
at Creighton	11/22/2024		18:36	1-3	.333	0-1	.000	0-2	.000	2	2	4	3.8	2	3	1	0	1	2	6.4
South Dakota	11/27/2024		17:53	1-3	.333	1-1	1.000	5-6	.833	4	3	7	4.3	1	2	1	1	0	8	6.7
North Florida	12/01/2024		17:22	5-11	.455	0-1	.000	3-6	.500	3	6	9	5.0	1	0	0	0	0	13	7.6
at Michigan St.	12/07/2024		27:59	6-13	.462	0-1	.000	2-3	.667	1	6	7	5.3	2	1	0	0	1	14	8.4
Indiana	12/13/2024		17:56	4-5	.800	0-0	.000	2-4	.500	3	2	5	5.2	2	1	1	1	1	10	8.6
vs Murray St.	12/22/2024		22:55	6-7	.857	0-0	.000	0-0	.000	1	11	12	5.9	1	0	2	1	0	12	8.9
at Hawaii	12/23/2024		12:01	0-1	.000	0-0	.000	0-0	.000	0	1	1	5.5	3	1	0	0	1	0	8.1
vs Oregon St.	12/25/2024		16:45	1-2	.500	0-0	.000	1-1	1.000	0	3	3	5.3	2	0	1	0	0	3	7.7
Totals		0	205:50	32-62	.516	2-6	.333	26-40	.650	19	44	63	5.3	24	9	11	5	4	92	7.7

Player Averages

Games Played	Minutes/game	Points/game	FG Pct	3FG Pct	FT Pct	Rebounds/game	Assists/game	Turnovers/game	Assist/Turnover ratio	Steals/game	Blocks/game
12	17.2	7.7	51.6	33.3	65.0	5.3	0.8	0.9	0.8	0.3	0.4



2024-25 HONORS

ROLLIE WORSTER

SENIOR • GUARD • 6-5 • 210 • MISSOULA, MONT. • UTAH

- Senior guard who has started the past four seasons at Utah and Utah State and has 113 career starts at the college level
- Has the potential to be the first Husker basketball player to ever total 1,000 points, 500 rebounds and 500 assists with a solid 2024-25 season
- Tallied eight points, five caroms and four assists in the Diamond Head Classic title win over Oregon State
- Finished with 11 points and seven rebounds in the win over Murray State
- Had nine points, three assists and two steals in the loss at Michigan State
- Led NU in both assists (six) and rebounds (eight) in NU's win over South Dakota
- Reached double figures for the second straight game with 11 points, four rebounds, two assists and two steals in the win over No. 14 Creighton
- Totaled 10 points and three boards in the loss against Saint Mary's while helping limit WCC Player of the Year Augustas Marciulionis to nine points on 3-of-9 shooting
- Nearly posted a double-double in his Husker debut vs. UTRGV with 18 points, nine rebounds, three assists and four steals
- Started the first 16 games at Utah in 2023-24, averaging 9.9 points, 5.5 assists and 4.9 rebounds per game, as he was third in the Pac 12 in assists per game and first in the conference in assist-to-turnover ratio (2.93-to-1) at the time of his injury
- Had seven double-figure games in 2023-24, including a season-high 17-point effort in a road win at St. Mary's
- Dished out a season-high 10 assists against Southern Utah and nine each against Wake Forest and Bellarmine
- Started all 30 games in 2022-23, averaging 8.6 points, 5.0 assists and 5.2 rebounds per game.
- Was second in the Pac-12 with a 2.61 assist-to-turnover ratio while his 5.1 assists per game in conference play also ranked second in the league
- Began career at Utah State, where he averaged 9.1 ppg, 3.8 rpg and 3.5 apg in helping the Aggies to the 2021 NCAA Tournament
- Was a two-time Montana Gatorade Player of the year at Hellgate High School, where he finished as the school's all-time leading scorer while also ranking in the top three in both assists (second) and rebounds (third)
- Led the school to a share of the Montana State AA title in 2019-20 by averaging 20.7 points, 7.1 rebounds, 4.5 assists and 2.3 steals per game.
- Also played football in high school, earning first-team all-state honors at safety while totaling 3,400 passing yards and 2,000 rushing yards in his prep career

CAREER STATS

				Field Goals		3-Point		F-Throws		Rebounds									Scoring	
SEASON	TEAM	GP-GS	MIN/AVG	FG-FGA	FG%	3FG-3FGA	3FG%	FT-FTA	FT%	OFF	DEF	TOT	AVG	PF-FO	A	TO	BLK	STL	PTS	AVG
2020-21	USU	26-25	718/27.6	86-212	.406	23-81	.284	41-51	.804	21	78	99	3.8	58-1	92	64	6	24	236	9.1
2021-22	Utah	31-30	889/28.7	88-218	.404	21-64	.328	37-46	.804	11	129	140	4.5	74-4	96	50	9	27	234	7.5
2022-23	Utah	30-30	962/32.1	97-232	.418	22-79	.278	43-53	.811	12	144	156	5.2	72-3	149	57	6	25	259	8.6
2023-24	Utah	16-16	503/31.4	54-132	.409	8-29	.276	43-61	.705	21	57	78	4.9	36-0	88	30	3	22	159	9.9
2024-25	Nebr	12-12	302/25.1	35-77	.455	3-18	.167	25-35	.714	9	42	51	4.3	18-0	31	22	2	13	98	8.2
TOTAL FOR Nebr		12-12	302/25.1	35-77	.455	3-18	.167	25-35	.714	9	42	51	4.3	18-0	31	22	2	13	98	8.2
TOTAL		115-113	3373/29.3	360-871	.413	77-271	.284	189-246	.768	74	450	524	4.6	258-8	456	223	26	111	986	8.6

2024-25 GAME BY GAME

Opponent	Date	GS	MIN	Total		3-Pointers		Free throws		Rebounds				PF	A	TO	BLK	STL	PTS	AVG	
				FG-FGA	PCT	3FG-3FGA	PCT	FT-FTA	PCT	OFF	DEF	TOT	AVG								
UTRGV	11/04/2024	*	29:25	6-7	.857	1-1	1.000	5-9	.556	2	7	9	9.0	1	3	3	1	4	18	18.0	
Bethune-Cookman	11/09/2024	*	23:19	1-5	.200	1-3	.333	2-2	1.000	1	0	1	5.0	0	2	5	0	2	5	11.5	
FDU	11/13/2024	*	19:13	3-8	.375	0-2	.000	2-2	1.000	1	3	4	4.7	0	1	1	0	1	8	10.3	
vs Saint Mary's (CA)	11/17/2024	*	25:34	4-7	.571	1-2	.500	1-2	.500	0	3	3	4.3	2	1	3	0	0	10	10.3	
at Creighton	11/22/2024	*	30:20	4-11	.364	0-2	.000	3-4	.750	1	3	4	4.2	4	2	1	0	2	11	10.4	
South Dakota	11/27/2024	*	28:36	1-4	.250	0-1	.000	4-5	.800	0	8	8	4.8	1	6	1	1	1	6	9.7	
North Florida	12/01/2024	*	15:56	2-4	.500	0-0	.000	0-0	.000	0	2	2	4.4	0	3	0	0	0	4	8.9	
at Michigan St.	12/07/2024	*	26:11	3-7	.429	0-1	.000	3-5	.600	1	0	1	4.0	2	3	1	0	2	9	8.9	
Indiana	12/13/2024	*	18:20	2-3	.667	0-1	.000	0-0	.000	0	2	2	3.8	3	2	1	0	1	4	8.3	
vs Murray St.	12/22/2024	*	23:46	4-5	.800	0-1	.000	3-4	.750	1	6	7	4.1	2	1	2	0	0	11	8.6	
at Hawaii	12/23/2024	*	32:43	2-9	.222	0-3	.000	0-0	.000	1	4	5	4.2	1	3	3	0	0	4	8.2	
vs Oregon St.	12/25/2024	*	28:17	3-7	.429	0-1	.000	2-2	1.000	1	4	5	4.3	2	4	1	0	0	8	8.2	
Totals			12	301:40	35-77	.455	3-18	.167	25-35	.714	9	42	51	4.3	18	31	22	2	13	98	8.2

Player Averages

Games Played	Minutes/game	Points/game	FG Pct	3FG Pct	FT Pct	Rebounds/game	Assists/game	Turnovers/game	Assist/Turnover ratio	Steals/game	Blocks/game
12	25.1	8.2	45.5	16.7	71.4	4.3	2.6	1.8	1.4	1.1	0.2

MISC. STATS

Category	2024-25	Career*
10+ Points	4	45
20+ Points	0	0
30+ Points	0	0
40+ Points	0	0
Double-Doubles	0	4
10+ Rebounds	0	1
10+ Assists	0	1
Led NU in Scoring	0	0
Led NU in Reb.	2	2
Led NU in Assists	5	5

SEASON/CAREER HIGHS

Points	
Season:	18, UTRGV (11/4/24)
College Career:	19, Two times (last, 12/4/22)
Rebounds	
Season:	9, UTRGV (11/4/24)
College Career:	11, Arizona (12/1/22)
Field Goals	
Season:	6, UTRGV (11/4/24)
College Career:	7, at UNLV (1/27/21)
3-Point Field Goals	
Season:	1, Three times (last, 11/17/24)
College Career:	3, at Air Force (1/2/21)
Free Throws	
Season:	5, UTRGV (11/4/24)
College Career:	7, Two times (last, 11/17/23)
Free Throw Attempts	
Season:	9, UTRGV (11/4/24)
College Career:	9, Two times (last, 11/4/24)
Assists	
Season:	6, South Dakota (11/27/24)
College Career:	10, Four times (last, 12/5/23)
Steals	
Season:	4, UTRGV (11/4/24)
College Career:	6, Eastern Washington (11/6/23)
Blocks	
Season:	1, Two times (last, 11/27/24)
College Career:	2, Oregon State (2/3/22)
Minutes Played	
Season:	30:20, at Creighton (11/22/24)
College Career:	38:15, Stanford (2/3/23)



NICK JANOWSKI

FRESHMAN • GUARD • 6-4 • 200 • PEWAUKEE, WIS. • PEWAUKEE, HIGH SCHOOL

- True freshman who could see time at either spot in the backcourt
- Led Pewaukee High School to three state titles and a runner-up finish in his four seasons, as he totaled 2,297 career points to rank in top 20 in Wisconsin state history
- Averaged 20.1 points, 3.4 assists, and 5.4 rebounds per game for his career while hitting 294 3-pointers in his prep career
- Was a consensus top-150 recruit who averaged 30.8 points, 8.8 rebounds and 4.4 assists per game to lead Pewaukee to a 30-5 record in 2023-24
- Posted five 40-point games as a senior including a career-high 46-point game, and had a triple-double in the state semifinals against West Salem with 31 points, 10 rebounds and 10 assists
- Earned first-team all-state honors as a junior, averaging 23.2 points, 4.9 assists, 6.5 rebounds and 1.4 steals per game as Pewaukee went 27-3
- Played AAU for Phenom U in the EYBL circuit, helping his team to the Peach Jam in 2021 and 2022, including an Elite Eight finish in 2022
- Selected Nebraska over a host of schools including Iowa State, Wisconsin, Marquette and USC

2024-25 HONORS

CAREER STATS

MISC. STATS

Category	2024-25	Career
10+ Points	0	0
20+ Points	0	0
30+ Points	0	0
40+ Points	0	0
Double-Doubles	0	0
10+ Rebounds	0	0
10+ Assists	0	0
Led NU in Scoring	0	0
Led NU in Reb.	0	0
Led NU in Assists	0	0

2024-25 GAME BY GAME

SEASON/CAREER HIGHS

Points
Season:
College Career:
Rebounds
Season:
College Career:
Field Goals
Season:
College Career:
3-Point Field Goals
Season:
College Career:
Free Throws
Season:
College Career:
Free Throw Attempts
Season:
College Career:
Assists
Season:
College Career:
Steals
Season:
College Career:
Blocks
Season:
College Career:
Minutes Played
Season:
College Career:

CALE JACOBSEN

SOPHMORE • GUARD • 6-4 • 200 • ASHLAND, NEB. • ASHLAND-GREENWOOD



2024-25 HONORS

- Third-year walk-on who provides size in the Husker backcourt and could play several positions
- Grabbed a rebound in three minutes off the bench against Indiana and played six minutes in the win over Murray State
- Was impactful in the win over North Florida with three points and career highs in assists (three), steals (two), blocks (two) and minutes (16)
- Played a season-high 11 minutes against South Dakota, finishing with one rebound and an assist in the win over the Coyotes
- Played the final 1:06 of the first half as a defensive replacement against No. 14 Creighton
- Provided a spark off the bench against FDU with two points, four rebounds and two assists in seven minutes
- Played in 20 contests in 2023-24, totaling 14 points, three rebounds and five assists in 55 minutes of action
- Saw his most extensive action of the season against South Carolina State, setting personal bests in points (four), rebounds (two), assists (one) and minutes (13)
- Redshirted his first season at Nebraska
- Led Ashland-Greenwood to a 27-1 record and a class C-1 state title, averaging 17.9 points, 5.8 rebounds, 6.1 assists and 3.6 steals per game as a senior
- First-team All-Nebraska selection set the Class C-1 state tournament record with a 43-point performance in a win over Kearney Catholic
- Finished his four-year varsity career with 1,481 career points, 544 rebounds, 340 assists and 261 steals despite suffering a torn ACL in his first game of his junior season
- Chose to walk-on at Nebraska after turning down scholarship offers from North Dakota and Holy Cross
- Played three seasons of football, playing quarterback as a freshman and junior while hauling in 23 passes for 486 yards and nine scores as a sophomore

CAREER STATS

				Field Goals		3-Point		F-Throws		Rebounds								Scoring		
SEASON	TEAM	GP-GS	MIN/AVG	FG-FGA	FG%	3FG-3FGA	3FG%	FT-FTA	FT%	OFF	DEF	TOT	AVG	PF-FO	A	TO	BLK	STL	PTS	AVG
2023-24	Nebr	20-0	55/2.8	5-10	.500	1-3	.333	3-6	.500	0	3	3	0.2	5-0	5	2	0	1	14	0.7
2024-25	Nebr	9-0	53/5.9	3-10	.300	1-7	.143	1-1	1.000	2	6	8	0.9	2-0	6	3	2	3	8	0.9
TOTAL		29-0	108/3.7	8-20	.400	2-10	.200	4-7	.571	2	9	11	0.4	7-0	11	5	2	4	22	0.8

MISC. STATS

Category	2024-25	Career
10+ Points	0	0
20+ Points	0	0
30+ Points	0	0
40+ Points	0	0
Double-Doubles	0	0
10+ Rebounds	0	0
10+ Assists	0	0
Led NU in Scoring	0	0
Led NU in Reb.	0	0
Led NU in Assists	0	0

SEASON/CAREER HIGHS

Points	
Season:	3, Two times (last, 12/7/24)
College Career:	4, South Carolina State (12/29/23)
Rebounds	
Season:	4, FDU (11/13/24)
College Career:	Same
Field Goals	
Season:	1, Three times (last, 12/7/24)
College Career:	1, Eight times (last, 12/7/24)
3-Point Field Goals	
Season:	1, at Michigan State (12/7/24)
College Career:	1, Two times (last, 12/7/24)
Free Throws	
Season:	1, North Florida (12/1/24)
College Career:	2, South Carolina State (12/29/23)
Free Throw Attempts	
Season:	1, North Florida (12/1/24)
College Career:	2, Two times (last, 12/29/23)
Assists	
Season:	3, North Florida (12/1/24)
College Career:	Same
Steals	
Season:	2 North Florida (12/1/24)
College Career:	Same
Blocks	
Season:	2, North Florida (12/1/24)
College Career:	Same
Minutes Played	
Season:	16:03, North Florida (12/1/24)
College Career:	Same

2024-25 GAME BY GAME

Opponent	Date	GS	MIN	Total		3-Pointers		Free throws		Rebounds				PF A TO BLK STL PTS AVG							
				FG-FGA	PCT	3FG-3FGA	PCT	FT-FTA	PCT	OFF	DEF	TOT	AVG	PF	A	TO	BLK	STL	PTS	AVG	
FDU	11/13/2024		06:44	1-2	.500	0-1	.000	0-0	.000	2	2	4	4.0	0	2	0	0	1	2	2.0	
at Creighton	11/22/2024		01:06	0-0	.000	0-0	.000	0-0	.000	0	0	0	2.0	0	0	0	0	0	0	1.0	
South Dakota	11/27/2024		10:35	0-3	.000	0-2	.000	0-0	.000	0	1	1	1.7	1	1	0	0	0	0	0.7	
North Florida	12/01/2024		16:03	1-2	.500	0-1	.000	1-1	1.000	0	1	1	1.5	1	3	1	2	2	3	1.3	
at Michigan St.	12/07/2024		09:13	1-3	.333	1-3	.333	0-0	.000	0	1	1	1.4	0	0	1	0	0	3	1.6	
Indiana	12/13/2024		02:37	0-0	.000	0-0	.000	0-0	.000	0	1	1	1.3	0	0	0	0	0	0	1.3	
vs Murray St.	12/22/2024		05:41	0-0	.000	0-0	.000	0-0	.000	0	0	0	1.1	0	0	1	0	0	0	1.1	
at Hawaii	12/23/2024		00:31	0-0	.000	0-0	.000	0-0	.000	0	0	0	1.0	0	0	0	0	0	0	1.0	
vs Oregon St.	12/25/2024		00:09	0-0	.000	0-0	.000	0-0	.000	0	0	0	0.9	0	0	0	0	0	0	0.9	
Totals		0	52:40	3-10	.300	1-7	.143	1-1	1.000	2	6	8	0.9	2	6	3	2	3	8	0.9	

Player Averages

Games Played	Minutes/game	Points/game	FG Pct	3FG Pct	FT Pct	Rebounds/game	Assists/game	Turnovers/game	Assist/Turnover ratio	Steals/game	Blocks/game
9	5.9	0.9	30.0	14.3	100.0	0.9	0.7	0.3	2.0	0.3	0.2



2024-25 HONORS

BRAXTON MEAH

SENIOR • CENTER • 7-1 • 265 • LAYTON, UTAH • WASHINGTON

- Washington transfer who provides rim protection and a defensive presence after starting for the Huskies for the last two seasons
- Played a key role in the win at Hawai'i with six points, five boards and a block in 21 minutes, as NU was +14 with him on the court
- Totaled two points, three boards and two steals in the win over Murray State
- Had four points and three rebounds in 15 minutes in the victory over Indiana
- Totaled five points, four boards and two assists in 14 minutes in the win over North Florida
- Finished with a season-high 12 points on 6-of-6 shooting and five boards in the win over South Dakota
- Grabbed six rebounds and added a steal while helping limit Ryan Kalkbrenner without a field goal in NU's 74-63 win over No. 14 Creighton
- Totaled three rebounds and a blocked shot in 21 minutes against Saint Mary's after missing the FDU game because of an injury
- Finished with nine points, four rebounds and a blocked shot against Bethune-Cookman
- Played in all 32 games in 2023-24 and averaged 5.3 points and 5.3 rebounds per game, as he paced the Huskies in field goal percentage (.770) and blocks (27)
- Totaled three double-doubles and had six games in double figures including a 19-point, eight-rebound, five-block effort against UCLA
- Played through the 2023-24 season with a wrist injury which eventually required off-season surgery
- Was named to the Pac-12 all-defensive team in 2022-23, as he ranked in the top 10 in the Pac-12 in both blocked shots (fifth) and rebounding (seventh) while averaging 8.8 points, 7.2 rebounds and 1.6 blocks per game
- Began his career at Fresno State, where he played in 52 games over his first two collegiate seasons
- Played for San Joaquin Memorial as a junior during the 2018-19 season for Coach Brad Roznovsky, averaging 11.3 points, 10.1 rebounds and 3.0 blocks per game en route to a 22-11 record and the Central Section Division II title
- Did not play as a senior because he started his high school eligibility clock by enrolling while still junior-high age, which is allowed in Utah
- Played his AAU ball with the Las Vegas Prospects and Coach Quincy Pondexter on the EYBL circuit

MISC. STATS

Category	2024-25	Career*
10+ Points	1	23
20+ Points	0	2
30+ Points	0	0
40+ Points	0	0
Double-Doubles	0	6
10+ Rebounds	0	10
10+ Assists	0	0
Led NU in Scoring	0	0
Led NU in Reb.	0	0
Led NU in Assists	0	0

*-includes Washington and Fresno State

SEASON/CAREER HIGHS

Points	
Season:	12, South Dakota (11/27/24)
College Career:	21, Stanford (1/12/23)
Rebounds	
Season:	6, at Creighton (11/22/24)
College Career:	14, Two times (last, 2/22/24)
Field Goals	
Season:	6, South Dakota (11/27/24)
College Career:	9, UCLA (1/1/23)
3-Point Field Goals	
Season:	None
College Career:	None
Free Throws	
Season:	1, Bethune-Cookman (11/9/24)
College Career:	6, UC San Diego (11/28/23)
Free Throw Attempts	
Season:	3, UTRGV (11/4/24)
College Career:	7, Three times (last, 2/22/24)
Assists	
Season:	2, Two times (last, 12/1/24)
College Career:	3, Three times (last, 1/14/23)
Steals	
Season:	2, vs. Murray State (12/22/24)
College Career:	2, Five times (last, 2/17/24)
Blocks	
Season:	1, Three times (last, 12/23/24)
College Career:	6, Cal Poly (12/13/22)
Minutes Played	
Season:	21:11, South Dakota (11/27/24)
College Career:	42:05, Arizona State (1/26/23)

CAREER STATS

		Field Goals				3-Point		F-Throws		Rebounds								Scoring			
SEASON	TEAM	GP-GS	MIN/AVG	FG-FGA	FG%	3FG-3FGA	3FG%	FT-FTA	FT%	OFF	DEF	TOT	AVG	PF-FO	A	TO	BLK	STL	PTS	AVG	
2020-21	Fresno	23-0	219/9.5	26-40	.650	0-0	.000	12-29	.414	26	26	52	2.3	34-1	2	8	11	4	64	2.8	
2021-22	Fresno	32-0	258/8.1	29-37	.784	0-0	.000	13-29	.448	17	53	70	2.2	40-0	2	23	13	2	71	2.2	
2022-23	UW	31-31	846/27.3	108-153	.706	0-0	.000	58-84	.690	72	150	222	7.2	89-4	18	47	50	15	274	8.8	
2023-24	UW	32-16	541/16.9	67-87	.770	0-0	.000	34-69	.493	44	127	171	5.3	77-5	10	34	27	7	168	5.3	
2024-25	Nebr	11-11	177/16.1	18-25	.720	0-0	.000	2-6	.333	11	30	41	3.7	23-0	9	16	3	5	38	3.5	
TOTAL FOR Nebr		11-11	177/16.1	18-25	.720	0-0	.000	2-6	.333	11	30	41	3.7	23-0	9	16	3	5	38	3.5	
TOTAL		129-58	2040/15.8	248-342	.725	0-0	.000	119-217	.548	170	386	556	4.3	263-10	41	128	104	33	615	4.8	

2024-25 GAME BY GAME

Opponent	Date	GS	MIN	Total		3-Pointers		Free throws		Rebounds				PF							
				FG-FA	PCT	3FG-3FGA	PCT	FT-FTA	PCT	OFF	DEF	TOT	AVG	A	TO	BLK	STL	PTS	AVG		
UTRGV	11/04/2024	*	10:17	0-2	.000	0-0	.000	0-3	.000	1	3	4	4.0	2	2	2	0	0	0	0	0.0
Bethune-Cookman	11/09/2024	*	20:14	4-6	.667	0-0	.000	1-1	1.000	1	3	4	4.0	2	1	2	1	0	9	4.5	
vs Saint Mary's (CA)	11/17/2024	*	20:34	0-1	.000	0-0	.000	0-0	.000	2	1	3	3.7	1	0	3	1	0	0	3.0	
at Creighton	11/22/2024	*	11:11	0-0	.000	0-0	.000	0-0	.000	1	5	6	4.3	4	0	0	0	1	0	2.3	
South Dakota	11/27/2024	*	21:11	6-6	1.000	0-0	.000	0-0	.000	1	4	5	4.4	2	1	0	0	1	12	4.2	
North Florida	12/01/2024	*	14:45	2-2	1.000	0-0	.000	1-2	.500	0	4	4	4.3	2	2	2	0	0	5	4.3	
at Michigan St.	12/07/2024	*	10:50	0-1	.000	0-0	.000	0-0	.000	1	1	2	4.0	4	0	1	0	1	0	3.7	
Indiana	12/13/2024	*	15:22	2-2	1.000	0-0	.000	0-0	.000	0	3	3	3.9	1	0	3	0	0	4	3.8	
vs Murray St.	12/22/2024	*	15:11	1-1	1.000	0-0	.000	0-0	.000	1	2	3	3.8	1	1	2	0	2	2	3.6	
at Hawaii	12/23/2024	*	21:07	3-4	.750	0-0	.000	0-0	.000	2	3	5	3.9	1	1	1	1	0	6	3.8	
vs Oregon St.	12/25/2024	*	15:53	0-0	.000	0-0	.000	0-0	.000	1	1	2	3.7	3	1	0	0	0	0	3.5	
Totals		11	176:34	18-25	.720	0-0	.000	2-6	.333	11	30	41	3.7	23	9	16	3	5	38	3.5	

Player Averages

Games Played	Minutes/ game	Points/ game	FG Pct	3FG Pct	FT Pct	Rebounds/ game	Assists/ game	Turnovers/ game	Assist/Turnover ratio	Steals/ game	Blocks/ game
11	16.1	3.5	72.0	0.0	33.3	3.7	0.8	1.5	0.6	0.5	0.3



HENRY BURT

SOPHOMORE • FORWARD • 6-7 • 222 • OMAHA, NEB. • ELKHORN SOUTH

- Third-year sophomore walk-on who provides depth in the frontcourt
- Played the final minute of the win over South Dakota and the final 2:06 of the win over North Florida
- Had a basket as he played the final 1:40 in the win over FDU
- Saw action in seven games in 2023-24, tallying two points and three rebounds in 10 minutes of work
- Scored his first career basket against Florida A&M and grabbed rebounds against Florida A&M, Stony Brook and Michigan
- Helped Elkhorn South to a 16-9 record and the school's first-ever Class A (largest class) state tournament appearance in 2022
- Honorable-mention Class A all-state pick after averaging 12.6 points and 6.1 rebounds per game

2024-25 HONORS

MISC. STATS

Category	2024-25	Career
10+ Points	0	0
20+ Points	0	0
30+ Points	0	0
40+ Points	0	0
Double-Doubles	0	0
10+ Rebounds	0	0
10+ Assists	0	0
Led NU in Scoring	0	0
Led NU in Reb.	0	0
Led NU in Assists	0	0

SEASON/CAREER HIGHS

Points	
Season:	2, FDU (11/13/24)
College Career:	2, Two times (last, 11/13/24)
Rebounds	
Season:	
College Career:	1, Three times (last, 2/10/23)
Field Goals	
Season:	1, FDU (11/13/24)
College Career:	1, Two times (last, 11/13/24)
3-Point Field Goals	
Season:	
College Career:	None
Free Throws	
Season:	
College Career:	None
Free Throw Attempts	
Season:	
College Career:	2, Florida A&M (11/9/23)
Assists	
Season:	
College Career:	None
Steals	
Season:	
College Career:	None
Blocks	
Season:	
College Career:	None
Minutes Played	
Season:	1:40, FDU (11/13/24)
College Career:	2:37, Lindenwood (11/6/23)

CAREER STATS

			Field Goals			3-Point		F-Throws		Rebounds								Scoring		
SEASON	TEAM	GP-GS	MIN/AVG	FG-FGA	FG%	3FG-3FGA	3FG%	FT-FTA	FT%	OFF	DEF	TOT	AVG	PF-FO	A	TO	BLK	STL	PTS	AVG
2023-24	Nebr	7-0	10/1.4	1-2	.500	0-1	.000	0-2	.000	0	3	3	0.4	1-0	0	0	0	0	2	0.3
2024-25	Nebr	3-0	5/1.6	1-3	.333	0-1	.000	0-0	.000	0	0	0	0.0	1-0	0	0	0	0	2	0.7
TOTAL		10-0	14/1.4	2-5	.400	0-2	.000	0-2	.000	0	3	3	0.3	2-0	0	0	0	0	4	0.4

2024-25 GAME BY GAME

Opponent	Date	GS	MIN	Total		3-Pointers		Free throws		Rebounds				PF	A	TO	BLK	STL	PTS	AVG
				FG-FGA	PCT	3FG-3FGA	PCT	FT-FTA	PCT	OFF	DEF	TOT	AVG							
FDU	11/13/2024		01:40	1-2	.500	0-1	.000	0-0	.000	0	0	0	0.0	0	0	0	0	0	2	2.0
South Dakota	11/27/2024		00:56	0-0	.000	0-0	.000	0-0	.000	0	0	0	0.0	0	0	0	0	0	0	1.0
North Florida	12/01/2024		02:03	0-1	.000	0-0	.000	0-0	.000	0	0	0	0.0	1	0	0	0	0	0	0.7
Totals		0	04:39	1-3	.333	0-1	.000	0-0	.000	0	0	0	0.0	1	0	0	0	0	2	0.7

Player Averages

Games Played	Minutes/ game	Points/ game	FG Pct	3FG Pct	FT Pct	Rebounds/ game	Assists/ game	Turnovers/ game	Assist/Turnover ratio	Steals/ game	Blocks/ game
3	1.6	0.7	33.3	0.0	0.0	0.0	0.0	0.0	0.0	0.0	0.0



2024-25 HONORS

RIENK MAST

SENIOR • FORWARD • 6-10 • 260 • GRONINGEN, NETHERLANDS • BRADLEY

- All-Big Ten performer who will miss the 2024-25 season after knee surgery in May of 2024
- Was a third-team All-Big Ten honoree by the coaches, as he averaged 12.3 ppg, 7.5 rpg and 3.0 apg, leading NU in rebounding and assists
- Reached double figures 20 times in 2023-24, including a career-high 34 points vs. Ohio State, including six 3-pointers, along with 10 rebounds
- Totaled six double-doubles, which was the most by a Husker since 2007-08
- Spent the summer of 2023 playing for the Netherlands National Team as they tried to qualify for the 2024 Olympics. He averaged 6.0 points, 6.0 rebounds and 1.3 assists in the 2023 FIBA Olympic Pre-Qualifying Tournament and was second on the team in rebounds per game
- Played three seasons at Bradley, totaling 1,001 points and 657 rebounds after missing the 2019-20 season because of injury
- Earned first-team All-Missouri Valley Conference honors in 2022-23, leading Bradley in scoring (13.8 ppg) and rebounding (8.0 rpg) while shooting 51 percent from the floor and 35 percent from 3-point range.
- Graduated from Bradley with a degree in physics in May of 2023 and is working on a master's degree in applied science

MISC. STATS

Category	2024-25	Career*
10+ Points	0	76
20+ Points	0	12
30+ Points	0	2
40+ Points	0	0
Double-Doubles	0	26
10+ Rebounds	0	30
10+ Assists	0	0
Led NU in Scoring	0	6
Led NU in Reb.	0	15
Led NU in Assists	0	6

*Includes Bradley

CAREER STATS

				Field Goals		3-Point		F-Throws		Rebounds												Scoring	
SEASON	TEAM	GP-GS	MIN/AVG	FG-FGA	FG%	3FG-3FGA	3FG%	FT-FTA	FT%	OFF	DEF	TOT	AVG	PF-FO	A	TO	BLK	STL	PTS	AVG			
2020-21	BRAD	28-19	657/23.4	93-192	.484	33-92	.359	21-29	.724	46	118	164	5.9	43-0	37	33	13	8	240	8.6			
2021-22	BRAD	31-31	852/27.5	138-290	.476	27-95	.284	57-82	.695	81	180	261	8.4	54-0	44	49	29	17	360	11.6			
2022-23	BRAD	29-29	834/28.8	162-313	.518	24-68	.353	53-72	.736	64	168	232	8.0	62-0	70	52	15	18	401	13.8			
2023-24	Nebr	32-32	951/29.7	148-342	.433	42-122	.344	57-68	.838	61	180	241	7.5	63-1	95	58	16	13	395	12.3			
TOTAL FOR Nebr		32-32	951/29.7	148-342	.433	42-122	.344	57-68	.838	61	180	241	7.5	63-1	95	58	16	13	395	12.3			
TOTAL		120-111	3294/27.5	541-1137	.476	126-377	.334	188-251	.749	252	646	898	7.5	222-1	246	192	73	56	1396	11.6			

2024-25 GAME BY GAME

SEASON/CAREER HIGHS

Points	
Season:	
College Career:	34, Ohio State (1/23/24)
Rebounds	
Season:	
College Career:	16, Florida A&M (11/9/23)
Field Goals	
Season:	
College Career:	13, Ohio State (1/23/24)
3-Point Field Goals	
Season:	
College Career:	6, Ohio State (1/23/24)
Free Throws	
Season:	
College Career:	7, Two times (last, 12/17/22)
Free Throw Attempts	
Season:	
College Career:	9, Two times (last, 12/17/22)
Assists	
Season:	
College Career:	8, Michigan (2/10/24)
Steals	
Season:	
College Career:	3, Two times (last, 12/22/22)
Blocks	
Season:	
College Career:	3, Two times (last, 3/3/23)
Minutes Played	
Season:	
College Career:	38, Three times (last, 2/1/24)

2024-25 BOXSCORES

NEBRASKA 87, UTRGV 67



Official Basketball Box Score - Final
UTRGV at Nebraska
11/04/24 Pinnacle Bank Arena, Lincoln
2024-25 Men's Basketball

Game Time: 7:01 PM
Game Duration: 2:06
Attendance: 14,305

Officials: Kelly Pfeifer, Chad Barlow, Jourdan Love

UTRGV - 67

Record: 0-1

NO.	Name	Min	FG	3P	FT	Rebounds	Fouls	TP	AS	TO	ST	Blocks	BS	BA	+/		
3	Dekedran Thorn	F 25:41	4-10	3-7	0-0	0	3	4	1	11	1	4	0	0	1	-11	
33	Tommy Gankhyag	C 19:06	4-5	3-4	0-1	1	2	3	4	1	11	1	3	0	0	-8	
10	Cliff Davis	G 30:11	4-12	4-10	0-0	2	5	7	3	0	12	0	1	0	0	1	
4	Hasan Abdul Hakim	G 28:55	2-7	0-4	0-0	1	6	7	3	2	4	6	1	2	0	-18	
25	Trey Miller	G 22:27	2-6	0-3	2-2	1	1	2	4	3	6	1	7	0	0	-26	
4	K.T. Raimey	27:47	5-13	2-8	2-2	0	1	1	0	4	14	0	1	1	0	-7	
5	Howie Fleming Jr.	15:39	2-4	1-2	2-4	1	1	1	2	3	7	2	2	0	0	-8	
12	Kwo Agwa	05:32	0-0	0-0	0-0	0	1	1	4	0	0	0	0	0	0	-5	
23	Isaiah Barganier	03:21	0-2	0-0	0-0	0	0	0	1	0	0	0	0	1	0	-3	
21	Marshall Destremna	10:45	0-0	0-0	0-0	2	2	4	2	1	0	0	1	0	0	0	
2	Jaylen Washington	10:37	1-3	0-1	0-0	0	1	1	0	0	2	0	0	0	0	-6	
Team						1	1	2	0	0	0	0	0	0	0	0	
Totals			24-62	13-41	6-9	9	23	32	27	15	67	11	20	4	0	-2	20

Technical Fouls: NONE

Shooting By Period		
1 st FG%	11-30	36.7%
3PT%	8-25	32.0%
FT%	6-9	66.7%
2 nd FG%	13-32	40.6%
3PT%	5-16	31.3%
FT%	0-0	0%
GMFG%	24-62	38.7%
3PT%	13-41	31.7%
FT%	6-9	66.7%

Dead Ball Rebounds: 1, 0

Nebraska - 87

Record: 1-0

NO.	Name	Min	FG	3P	FT	Rebounds	Fouls	TP	AS	TO	ST	Blocks	BS	BA	+/		
4	Juwan Gary	F 25:22	2-8	1-4	4-4	2	2	4	2	2	9	0	2	1	0	26	
9	Berke Buyukuncel	F 26:35	3-4	0-0	0-0	1	5	6	3	1	6	2	1	2	0	21	
34	Braxton Meah	C 10:17	0-2	0-0	0-3	1	3	4	2	3	0	2	2	0	0	5	
3	Brice Williams	G 27:47	8-18	1-6	10-11	1	4	5	0	6	27	0	2	0	0	8	
24	Rollie Worster	G 29:25	6-7	1-1	5-9	2	7	9	1	9	18	3	3	4	1	21	
23	Andrew Morgan	20:22	3-6	0-0	4-6	2	3	5	3	4	10	0	0	0	0	6	
0	Connor Essegian	23:16	4-5	3-4	2-2	0	4	4	1	12	13	2	2	1	0	15	
2	Ahron Ulis	10:35	0-1	0-0	0-0	1	1	2	1	0	0	2	0	1	0	-1	
12	Gavin Griffiths	13:59	2-5	0-3	0-0	1	2	3	1	0	4	0	0	0	1	4	
1	Sam Holberg	12:23	0-1	0-0	0-0	0	0	0	1	0	0	1	0	0	0	-5	
Team						0	0	0			0						
Totals			28-57	6-19	25-35	11	31	42	15	27	87	11	13	9	2	20	

Technical Fouls: NONE

Shooting By Period		
1 st FG%	12-23	52.2%
3PT%	2-7	28.6%
FT%	16-23	69.6%
2 nd FG%	16-34	47.1%
3PT%	4-12	33.3%
FT%	9-12	75%
GMFG%	28-57	49.1%
3PT%	6-19	31.6%
FT%	25-35	71.4%

Dead Ball Rebounds: 5, 0

UTRGV		NEB
Biggest lead	2 (1 st 9:30)	20 (2 nd 0:18)
Best Scoring Run	7 (2 nd 9:14)	12 (2 nd 2:40)
Lead Changes	10	
Times Tied	5	
Time with Lead	03:21	33:20

Points from Turnovers		UTRGV	NEB
		11	26
Paint		18	40
Second Chance		15	10
Fast Breaks		0	9
Bench		23	27

Period by Period Scoring			
	1st	2nd	TOT
UTRGV	36	31	67
NEB	42	45	87

NEBRASKA 63, BETHUNE-COOKMAN 58



Official Basketball Box Score - Final
Bethune-Cookman at Nebraska
11/09/24 Pinnacle Bank Arena, Lincoln
2024-25 Men's Basketball

Game Time: 7:01 PM
Game Duration: 2:05
Attendance: 15,138

Officials: Jeffrey Anderson, Amy Bonner, Scott Brown

Bethune-Cookman - 58

Record: 0-2

No.	Name	Min	FG	3P	FT	Rebounds	Fouls	TP	AS	TO	ST	Blocks	BS	BA	+/		
12	Jesus Carralero Martin	F 34:21	4-9	1-5	0-0	0	4	4	2	1	9	4	5	2	2	-8	
15	Reggie Ward Jr.	F 25:14	2-5	1-1	4-5	2	5	7	5	3	9	0	3	0	1	1	4
22	Daniel Rouzan	F 15:34	2-5	0-1	0-0	0	2	2	2	0	4	0	0	0	0	-10	
2	Brayon Freeman	G 22:47	3-11	2-6	0-0	0	3	3	1	1	8	0	3	2	0	-1	-9
5	Gianini Hunt	G 35:32	4-8	2-4	0-0	3	3	6	3	3	10	4	6	0	0	-3	
33	David Onanina	16:12	2-5	0-0	1-2	0	4	4	0	5	0	1	0	2	0	6	
21	Jarrell Love	03:51	0-1	0-0	0-0	1	0	1	1	1	0	0	2	0	0	-7	
32	Jerome Beya	04:19	0-1	0-0	0-0	0	0	0	0	2	0	0	0	0	0	-1	-4
1	Trey Thomas	24:34	3-12	2-5	0-0	0	2	2	1	2	8	0	2	1	1	0	-1
3	Seneca Willoughby	04:28	0-0	0-0	0-0	1	0	1	0	0	0	0	0	0	0	-2	
10	Kali Camara	13:08	2-5	1-4	0-0	4	3	2	2	2	5	1	0	0	0	8	
Team						1	1	2	0	0	0	0	0	0	0	0	0
Totals			22-62	9-26	5-7	12	27	39	23	13	58	11	22	5	5	-5	-5

Technical Fouls: NONE

Shooting By Period		
1 st FG%	10-28	35.7%
3PT%	4-10	40.0%
FT%	0-0	0%
2 nd FG%	12-34	35.3%
3PT%	5-16	31.3%
FT%	5-7	71.4%
GMFG%	22-62	35.5%
3PT%	9-26	34.6%
FT%	5-7	71.4%

Dead Ball Rebounds: 2, 0

Nebraska - 63

Record: 2-0

No.	Name	Min	FG	3P	FT	Rebounds	Fouls	TP	AS	TO	ST	Blocks	BS	BA	+/		
			FG	3P	FT	OR	DR	TOT	FF	FD							
4	Juwan Gary	F 31:19	4-10	0-1	3-4	2	7	9	0	2	11	1	1	5	0	0	
9	Berke Buyukuncel	F 25:31	2-6	0-3	2-2	2	5	7	0	3	6	0	1	0	2	0	
34	Braxton Meah	C 20:14	4-6	0-0	1-1	1	3	4	2	2	9	1	2	0	1	-3	
3	Brice Williams	G 25:54	2-6	2-4	4-5	1	2	3	3	6	10	2	6	1	0	0	
24	Rollie Worster	G 23:19	1-5	1-3	2-2	1	0	1	0	1	5	2	5	2	0	1	
0	Connor Essegian	14:11	2-6	0-3	4-4	1	1	2	1	3	8	0	1	0	0	1	
2	Ahron Ulis	16:41	1-5	0-3	3-4	3	2	5	2	2	5	1	0	0	0	-4	
23	Andrew Morgan	11:15	2-4	0-0	2-3	0	3	3	2	3	6	0	2	0	1	1	
12	Gavin Griffiths	13:12	1-2	1-2	0-0	2	2	2	3	0	3	3	0	0	0	7	
1	Sam Holberg	18:24	0-5	0-3	0-1	0	2	2	1	1	0	1	0	3	0	-1	
Team						2	1	3	0	0	0	0	0	0	0		
Totals			19-55	4-22	21-26	13	28	41	14	23	63	11	18	11	4	5	5

Technical Fouls: Ulis 2nd 10:21

BEC		NEB
Biggest lead	6 (1 st 14:54)	16 (2 nd 13:55)
Best Scoring Run	8 (2 nd 10:21)	9 (2 nd 13:55)
Lead Changes	2	
Times Tied	2	
Time with Lead	08:34	26:17

Points from Turnovers		BEC	NEB
		12	21
Paint		24	30
Second Chance		8	11
Fast Breaks		4	19
Bench		18	22

Period by Period Scoring			
	1st	2nd	TOT
BEC	24	34	58
NEB	29	34	63

NEBRASKA 86, FDU 60



Official Basketball Box Score - Final
FDU at Nebraska
11/13/24 Pinnacle Bank Arena, Lincoln, Neb.
2024-25 Men's Basketball

Game Time: 7:01 PM
Game Duration: 1:57
Attendance: 14,473

Officials: Earl Walton, Michael Irving, Rob Kueneman

FDU - 60

Record: 1-3

NO.	Name	Min	FG M-A	3P M-A	FT M-A	Rebounds OR TR TOT	Fouls FD FT	TP	AS	TO	ST	Blocks BS BA	+/			
7	Bismark Nsiah	F 22:41	1-2	0-0	0-1	0	2	2	3	1	2	0	0	-10		
13	Jo'el Emanuel	F 29:45	4-10	0-5	2-2	0	4	4	3	1	10	4	0	0	-15	
2	Terrence Brown	G 35:55	9-18	2-4	3-4	0	8	8	2	6	23	1	4	3	0	-20
8	Ahmed Barba-Bey	G 26:34	3-8	3-4	1-2	0	2	2	3	4	10	3	1	0	0	-27
20	Dylan Jones	G 32:19	4-11	2-8	0-0	2	1	3	0	0	10	1	2	0	1	-21
24	Brayden Reynolds	19:45	1-3	0-1	0-0	2	3	5	3	1	2	1	4	1	2	-8
12	Cameron Tweedy	15:43	1-4	0-0	1-2	1	3	3	2	3	1	1	2	0	3	-2
35	Jacob Warren	05:10	0-0	0-0	0-0	0	0	0	1	0	0	0	0	0	0	-15
1	Jameel Morris	07:00	0-1	0-1	0-0	0	0	0	1	0	0	0	1	0	0	-6
15	Josiah Francis	03:10	0-0	0-0	0-0	0	1	1	2	0	0	0	1	0	0	-3
5	Chidube Elwommadu	01:58	0-0	0-0	0-0	0	0	0	0	0	0	0	0	0	0	-3
Team						1	2	3	0	0	1					
Totals			23-57	7-23	7-11	7	24	31	21	15	60	12	7	3	6	-26

NEBRASKA 74, NO. 14 CREIGHTON 63



Official Basketball Box Score - Final
Nebraska at #14 Creighton
11/29/24 CHI Health Center Omaha, Omaha
2024-25 Creighton Men's Basketball

Game Time: 7:01 PM
Game Duration: 2:11
Attendance: 18,475

Officials: Pat Driscoll, James Breeding, Keith Kimble

Nebraska - 74

Record: 4-1

NO. Name	Min	FG M-A	3P M-A	FT M-A	Rebounds OR DR TOT	Fouls PF FO	TP	AS	TO	ST	Blocks BS BA	+/-
4 Juwan Gary	F 33:43	6-13	2-5	2-2	2 5 7	4 1 16	1 0	2	0	0	1 1	11
9 Berke Buyuktuncel	F 22:26	4-7	1-3	3-4	1 8 9	4 3 12	2 2	0	0	0	0 8	8
34 Braxton Meah	C 11:11	0-0	0-0	0-0	1 5 6	4 1 0	0	0	1	0	0 9	9
3 Brice Williams	G 31:25	4-12	0-1	8-8	0 2 2	1 5 16	0 1	1	0	0	0 1	1
24 Rolie Worster	G 30:20	4-11	0-2	3-4	1 3 4	4 2 11	2 1	2	0	2	4	4
23 Andrew Morgan	18:36	1-3	0-1	0-2	2 2 4	2 2 2	3 1	1	0	0	1	1
0 Connor Essegian	21:20	4-6	1-2	6-9	0 2 2	0 4 15	0 0	0	0	0	1 8	8
2 Ahron Ulis	11:08	1-3	0-1	0-1	0 0 0	0 1 1	2 0	1	1	0	0 5	5
1 Sam Hoberg	14:53	0-1	0-0	0-0	0 2 2	3 0 0	0 0	0	0	1	0 9	9
12 Gavin Griffiths	03:52	0-1	0-0	0-0	0 1 1	0 0 0	0 0	1	0	0	0 4	4
31 Cale Jacobsen	01:06	0-0	0-0	0-0	0 0 0	0 0 0	0 0	0	0	0	0 5	5
Team					0 0 0	0 0 0						
Totals		24-57	4-16	22-30	7 30 37	22 19 74	8 7	10	1	3	11	

Technical Fouls: NONE

#14 Creighton - 63

Record: 4-1

NO. Name	Min	FG M-A	3P M-A	FT M-A	Rebounds OR DR TOT	Fouls PF FO	TP	AS	TO	ST	Blocks BS BA	+/-
41 Isaac Traudt	F 14:50	0-2	0-0	0-0	0 3 3	0 0 0	0	1	0	0	0 -12	12
11 Ryan Kalkbrenner	C 38:37	0-1	0-1	4-8	5 6 11	4 10 4	2	1	0	1	0 -8	8
1 Steven Ashworth	G 35:28	4-13	4-13	4-4	0 1 1	2 4 16	4	7	0	0	1 -10	10
2 Pop Isaacs	G 34:30	7-18	5-12	6-8	0 7 7	4 4 25	1	3	1	0	0 -10	10
5 Jamiya Neal	G 35:16	4-8	1-4	1-1	0 4 4	2 1 10	4	2	2	1	0 -9	9
23 Mason Miller	14:33	0-3	0-3	0-0	2 2 2	4 0 0	0	1	2	0	0 3	3
13 Jackson McAndrew	17:10	2-6	2-6	0-0	2 5 5	2 1 8	0	0	0	1	0 2	2
33 Fredrick King	01:23	0-0	0-0	0-0	0 1 1	1 0 0	0	0	0	0	0 -3	3
0 Jaseen Green	07:01	0-0	0-0	0-0	0 0 0	0 2 0	0	0	0	1	0 -3	3
9 Ty Davis	00:40	0-1	0-1	0-0	0 0 0	0 0 0	0	0	0	0	0 -2	2
12 Shane Thomas	00:32	0-0	0-0	0-0	0 0 0	0 0 0	0	0	0	0	0 -3	3
Team					1 2 3	0 0 1						
Totals		17-52	12-42	17-23	8 29 37	19 22 63	12	17	4	3	1 -11	11

Technical Fouls: NONE

	NEB	CU
Biggest lead	18 (1 st 2:53)	0 (1 st 20:00)
Best Scoring Run	11 (1 st 2:53)	6 (1 st 1:32)
Lead Changes	0	
Times Tied	1	
Time with Lead	38:11	00:00

Points from	NEB	CU
Turnovers	22	7
Paint	28	10
Second Chance	9	3
Fast Breaks	4	12
Bench	19	8

Period by Period Scoring	1st	2nd	TOT
NEB	35	39	74
CU	24	39	63

Shooting By Period	1 st	2 nd	3 rd	4 th	OT
1 st FG%	7-25	28.0%			
3PT%	5-20	25.0%			
FT%	5-6	83.3%			
1 st FG%	10-27	37.0%			
3PT%	7-22	31.8%			
FT%	12-17	70.6%			
GM FG%	17-52	32.7%			
3PT%	12-42	28.6%			
FT%	17-23	73.9%			

Dead Ball Rebounds: 3.0

NEBRASKA 96, SOUTH DAKOTA 79



Official Basketball Box Score - Final
South Dakota at Nebraska
11/27/24 Private Bank Arena, Lincoln
2024-25 Men's Basketball

Game Time: 5:35 PM
Game Duration: 2:03
Attendance: 15,172

Officials: Brian Dorsey, Edwin Young, Brian McNitt

South Dakota - 79

Record: 6-3

NO. Name	Min	FG M-A	3P M-A	FT M-A	Rebounds OR DR TOT	Fouls PF FO	TP	AS	TO	ST	Blocks BS BA	+/-
54 Cameron Fens	C 24:12	3-5	0-0	2-2	2 1 3	1 1 8	1	0	0	1	0 -8	8
1 Kaleb Stewart	G 21:47	3-10	2-7	0-0	0 5 5	0 1 8	3	1	1	0	0 3	3
3 Max Burchill	G 14:03	1-1	0-0	0-0	1 0 1	1 0 2	1	4	0	0	0 -14	14
9 Chase Forte	G 21:16	7-14	3-7	3-4	0 0 0	3 2 20	0	3	1	0	0 -22	22
23 Paul Bruns	G 27:49	2-6	2-6	0-0	0 5 5	2 0 6	3	0	1	0	0 -21	21
11 Quadrine Bullock	25:27	5-12	0-3	6-8	2 1 3	1 6 16	1	2	3	0	1 -8	8
21 Jake Brack	12:54	0-1	0-1	0-2	0 1 1	3 1 0	0	0	0	0	0 2	2
12 Isaac Bruns	21:04	3-7	1-3	5-7	1 1 2	3 12	0	0	0	0	0 -7	7
32 Ashton Smith	12:56	0-0	0-0	0-0	1 5 6	2 0 0	0	1	0	1	0 -7	7
2 Shay Eberwein	16:38	2-4	0-1	3-4	1 2 3	2 2 7	3	1	0	1	0 0	0
0 Mayuom Buom	01:54	0-0	0-0	0-0	0 0 0	0 0 0	0	0	0	0	0 -3	3
Team					1 3 4	0 0						
Totals		26-60	8-28	19-27	9 24 33	16 16 79	12	12	6	3	2 -17	17

Technical Fouls: NONE

Nebraska - 96

Record: 5-1

NO. Name	Min	FG M-A	3P M-A	FT M-A	Rebounds OR DR TOT	Fouls PF FO	TP	AS	TO	ST	Blocks BS BA	+/-
4 Juwan Gary	F 02:22	0-1	0-1	0-0	0 1 1	0 0 0	0	0	0	0	0 0	0
9 Berke Buyuktuncel	F 12:29	2-3	0-1	2-2	3 3 6	0 1 6	3	3	1	0	0 0	11
34 Braxton Meah	C 21:11	6-6	0-0	0-0	1 4 5	2 0 12	1	4	2	0	0 25	25
3 Brice Williams	G 27:14	7-11	4-6	3-4	0 0 0	4 2 21	4	2	3	0	0 25	25
24 Rolie Worster	G 28:36	1-4	0-1	4-5	0 8 8	1 4 6	6	1	1	1	0 20	20
0 Connor Essegian	32:36	10-22	6-15	3-3	0 2 2	2 2 9	5	1	0	0	1 19	19
23 Andrew Morgan	17:53	1-3	1-1	5-6	4 3 7	1 4 8	2	1	0	1	0 13	13
1 Sam Hoberg	23:47	4-6	1-2	0-0	0 2 2	1 1 9	1	2	3	0	0 11	11
2 Ahron Ulis	11:24	1-4	1-2	0-1	1 1 2	0 1 3	1	2	1	0	1 -1	1
12 Gavin Griffiths	10:01	1-5	0-2	0-0	1 3 4	0 1 0	0	0	0	0	0 -9	9
31 Cale Jacobsen	10:35	0-3	0-2	0-0	0 1 1	1 1 2	0	1	0	0	0 0	0
8 Jeff Grace	00:56	0-0	0-0	0-0	1 0 1	0 0 0	0	0	0	0	0 -2	2
35 Henry Burt	00:56	0-0	0-0	0-0	0 0 0	0 0 0	0	0	0	0	0 -2	2
Team					3 1 4	0 0						
Totals		33-68	13-33	17-21	14 29 43	16 16 96	24	12	10	2	3 17	17

Technical Fouls: NONE

	SDK	NEB
Biggest lead	0 (1 st 20:00)	23 (2 nd 17:35)
Best Scoring Run	7 (1 st 6:57)	10 (1 st 5:26)
Lead Changes	0	
Times Tied	1	
Time with Lead	00:00	39:28

Points from	SDK	NEB
Turnovers	18	12
Paint	36	38
Second Chance	13	7
Fast Breaks	7	12
Bench	35	51

Period by Period Scoring	1st	2nd	TOT
SDK	35	44	79
NEB	54	42	96

NEBRASKA 103, NORTH FLORIDA 72



Official Basketball Box Score - Final
North Florida at Nebraska
12/01/24 Private Bank Arena, Lincoln
2024-25 Men's Basketball

Game Time: 3:07 PM
Game Duration: 1:48
Attendance: 15,369

Officials: Keith Kimble, Verne Harris, Jason Phillips

North Florida - 72

Record: 5-3

NO. Name	Min	FG M-A	3P M-A	FT M-A	Rebounds OR DR TOT	Fouls PF FO	TP	AS	TO	ST	Blocks BS BA	+/-
10 Josh Harris	F 14:52	3-6	0-1	2-4	0 4 4	2 4 8	0	0	0	0	0 -17	17
0 Jasai Miles	G 29:17	6-16	2-8	0-1	1 7 8	2 1 14	3	1	1	0	1 -17	17
2 Nate Literas	G 25:47	6-9	4-7	1-1	1 2 3	5 2 17	0	1	0	0	0 -13	13
4 Jaylen Smith	G 21:48	3-6	2-5	4-4	1 1 2	3 12 6	5	0	0	0	0 -11	11
33 Oscar Berry	G 18:20	2-4	2-4	0-0	0 0 0	3 0 6	0	1	0	0	0 -8	8
7 Liam Murphy	19:16	3-12	3-10	1-2	1 4 5	1 1 10	0	0	0	0	1 -9	9
11 Karmir Onil	20:12	0-5	0-5	0-0	0 1 1	2 0 1	0	0	0	0	0 -21	21
3 Mason Lee	15:54	1-1	1-1	0-0	0 0 0	2 0 3	0	3	1	1	0 -13	13
55 Ametri Moss	18:12	1-3	0-0	0-0	2 3 5	0 0 2	3 3	0	0	0	1 -20	20
5 Dante Oliver	12:11	0-2	0-2	0-0	0 2 2	1 0 0	0	0	2	0	0 -16	16
24 Nestor Dyachok	04:11	0-1	0-0	0-0	0 0 0	1 1 0	0	0	0	0	0 -10	10
Team					3 2 5	0 0						
Totals		25-65	14-43	8-12	10 27 37	19 12 72	13	16	2	1	4 -31	31

Technical Fouls: NONE

Nebraska - 103

Record: 6-1

NO. Name		Min	FG M-A	3P M-A	F-T M-A	Rebounds OR DR TOT	Fouls PF FO	TP	AS	TO	ST	Blocks BS BA	+/-
4 Juwan Gary	F	23:14	7-12	1-4	3-4	1 4 5	1 4 1	18	0	0	0	2 0	16
34 Braxton Meah	C	14:45	2-2	0-0	1-2	0 4 4	2 3 5	5	2	2	0	0 0	22
0 Connor Essegian	G	21:12	8-10	6-8	0-0	0 4 4	2 1 2	22	2	1	2	0 0	17
3 Brice Williams	G	31:01	6-11	2-5	3-3	0 1 1	1 4 1	17	6	1	0	0 0	21
24 Rolie Worster	G	15:56	2-4	0-0	0-0	0 2 2	0 4 3	4	3	0	0	0 0	12
23 Andrew Morgan	A	17:22	5-11	0-1	3-6	3 6 9	1 4 1	13	0	0	0	0 0	1
1 Sam Hoberg	G	15:32	3-3	1-1	0-0	0 3 3	0 0 7	7	1	0	4	0 0	14
2 Ahron Ulis	F	22:01	4-7	1-2	1-2	0 1 1	1 1 1	10	3	0	2	0 0	17
12 Gavin Griffiths	F	18:48	1-4	0-2	0-0	1 3 4	2 0 2	2	2	1	2	0 1	14
31 Cale Jacobsen	F	16:03	1-2	0-1	1-1	0 1 1	1 2 3	3	3	1	2	2 0	17
8 Jeff Grace	F	02:03	1-2	0-0	0-0	0 1 1	0 0 2	2	0	0	0	0 0	2
35 Henry Burt	F	02:03	0-1	0-0	0-0	0 0 0	0 0 1	0	0	0	0	0 0	2
Team						1 2 3	0 0						
Totals		40-69	11-24	12-18	6 32 38	12 19	103	22	6	12	4	1 3	31

2024-25 BOXSCORES

NEBRASKA 85, INDIANA 68



Official Basketball Box Score - Final
Indiana at Nebraska
12/13/24 Pinnacle Bank Arena, Lincoln
2024-25 Men's Basketball

Game Time: 7:03 PM
Game Duration: 2:06
Attendance: 14,635

Officials: Earl Walton, Doug Simmons, Kelly Pfeifer

Indiana - 68

Record: 8-3 (1-1)

NO.	Name	Min	FG	3P	FT	Rebounds	Fouls	TP	AS	TO	ST	Blocks	BS	BA	+/
			M-A	M-A	M-A	OR DR TOT	PF FD								
5	Malik Reneau	F 19:42	3-6	0-1	6-8	2 1 3	4 4	12	1	0	0	0	0	0	-14
21	Mackenzie Mgbako	F 13:21	1-4	0-0	0-0	2 3 5	3 0	2	1	0	0	1	0	-5	-5
11	Oumar Ballo	C 31:04	3-4	0-0	2-4	4 7 11	2 3 8	1	2	0	1	1	2	0	-16
1	Myles Rice	G 28:19	8-13	1-4	3-4	1 2 3	4 3 11	20	1	3	4	0	0	-20	-20
32	Trey Galloway	G 32:26	3-12	3-9	1-2	1 0 1	1 2 10	3	2	0	0	0	0	-24	-24
8	Bryson Tucker	24:36	1-9	1-5	2-2	2 3 5	0 3 5	5	0	1	0	1	0	1	1
9	Kanaan Carlyle	13:25	1-7	0-5	0-0	0 1 1	3 0 2	2	1	1	0	0	1	0	10
10	Luke Goode	27:14	3-10	3-10	0-0	2 2 4	3 1 9	1	0	1	0	1	0	1	-18
3	Anthony Leal	09:53	0-0	0-0	0-0	0 1 1	0 0 0	0	0	0	0	0	0	1	1
Team						1 0 1	0 0 0	0	0	0	0	0	0	0	
Totals			23-65	8-35	14-20	15 20 35	16 68 10	9 7 3	1 1	-17	-17	-17	-17	-17	-17

Technical Fouls: NONE

Shooting By Period	
1 st FG%	13-29 44.8%
3PT%	5-15 33.3%
FT%	10-14 71.4%
2 nd FG%	10-36 27.8%
3PT%	3-20 15.0%
FT%	4-6 66.7%
GMFG%	23-65 35.4%
3PT%	8-35 22.9%
FT%	14-20 70.0%

Dead Ball Rebounds: 4, 0

Nebraska - 85

Record: 7-2 (1-1)

NO.	Name	Min	FG M-A	3P M-A	FT M-A	Rebounds OR DR TOT	Fouls PF FD	TP	AS	TO	ST	Blocks BS	+/-	
4	Juwan Gary	F 31:50	5-10	2-4	2-3	1 4 5	4 4	14	1	2	0	0	1	21
9	Berke Buyuktuncel	F 20:04	2-3	1-1	0-0	0 5 5	3 0	5	3	2	0	0	0	4
34	Braxton Meah	C 15:22	2-2	0-0	0-0	0 3 3	1 2	4	0	3	0	0	0	4
3	Brice Williams	G 34:25	10-15	2-3	8-11	0 6 6	1 7	30	5	2	1	0	2	25
24	Rollie Worster	G 18:20	2-3	0-1	0-0	0 2 2	3 1	4	2	1	1	0	0	18
23	Andrew Morgan	17:56	4-5	0-0	2-4	2 3 5	2 2	10	1	1	1	1	0	9
0	Connor Essegian	27:42	4-7	2-3	3-4	0 3 3	1 2	13	0	1	0	0	0	6
2	Ahron Ulis	16:41	1-4	1-2	0-2	0 2 2	1 1	3	2	1	1	0	0	-7
1	Sam Hoiberg	15:03	0-0	0-0	2-2	0 1 1	0 1	2	2	1	1	0	0	4
31	Cale Jacobsen	02:37	0-0	0-0	0-0	0 1 1	0 0	0	0	0	0	0	0	2
Team						2 0 2			0	0				
Totals		30-49	8-14	17-26	6	29 35	16 20	85	16	14	5	1	3	17

Technical Fouls: NONE

	IND		NEB		Points from		IND		NEB		Period by Period Scoring							
Biggest lead	4 (1 st 11:09)		17 (2 nd 0:30)		Turnovers		14		14		1st		2nd		TOT			
Best Scoring Run	8 (1 st 11:09)		10 (2 nd 3:31)		Paint		24		36		IND		41		27		68	
Lead Changes	6				Second Chance		10		8		NEB		44		41		85	
Times Tied	5				Fast Breaks		12		4									
Time with Lead	05:08		32:49		Bench		16		28									

NEBRASKA 66, MURRAY STATE 49



Official Basketball Box Score - Final
Nebraska at Murray St.
12/22/24 SimpR Arena at Stan Sheriff Center, Honolulu
2024-25 Men's Basketball

Game Time: 4:00 PM
Game Duration: 1:54
Attendance:

Officials: Keith Kirtle, John Floyd, Crystal Hogan

Nebraska - 66

Record: 9-2

NO.	Name	Min	FG M-A	3P M-A	FT M-A	Rebounds OR DR TOT	Fouls PF FD	TP	AS	TO	ST	Blocks BS BA	+/				
4	Juwan Gary	F 22:45	2-8	0-0	5-5	0 3 3	4 4 9	1	0	0	1	1	21				
9	Berke Buyuktuncel	F 25:31	3-6	0-2	0-0	2 7 9	2 1 6	0	1	1	1	1	6				
34	Braxton Meah	C 15:11	1-1	0-0	0-0	1 2 3	1 2 2	1	2	2	0	0	4				
3	Brice Williams	G 29:31	4-10	1-3	0-0	0 2 2	2 0 9	2	2	2	1	0	7				
24	Rollie Worster	G 23:46	4-5	0-1	3-4	1 6 7	2 5 11	1	2	0	0	0	7				
0	Connor Essegian	32:05	5-13	5-10	0-0	0 2 2	0 0 15	0	3	0	0	1	13				
23	Andrew Morgan	22:55	6-7	0-0	0-0	1 11 12	1 0 12	0	2	0	1	0	16				
1	Sam Hoiberg	22:35	1-3	0-1	0-0	0 1 1	0 0 2	1	1	1	0	0	8				
31	Cale Jacobsen	05:41	0-0	0-0	0-0	0 0 0	0 0 0	0	0	0	0	0	3				
Team						1	0	1			0	1					
Totals			26-53	6-17	8-9	6	34	40	12	12	66	6	15	6	4	3	17

Technical Fouls: NONE

Shooting By Period	
1 st FG%	14-26 50.0%
3PT%	3-9 37.5%
FT%	3-3 100%
2 nd FG%	12-25 48.0%
3PT%	3-9 33.3%
FT%	5-6 83.3%
GMFG%	26-53 49.1%
3PT%	6-17 35.3%
FT%	8-9 88.9%

Dead Ball Rebounds: 2, 1

Murray St. - 49

Record: 6-5

NO. Name		Min	FG	3P	FT	Rebounds	Fouls	TP	AS	TO	ST	Blocks	BA	BA	+/	
			M-A	M-A	M-A	OR DR TOT	PF FD									
23	Nick Ellington	F 21:21	0-2	0-0	1-4	1	4	5	2	3	1	0	0	0	1	
0	Kylen Milton	G 33:52	7-15	3-7	2-4	0	4	4	1	5	19	1	1	2	0	
7	AJ Ferguson	G 37:19	2-7	1-4	3-4	0	3	3	2	2	8	1	1	2	0	
9	Terence Harcum	G 34:01	1-13	1-8	0-0	0	0	0	0	0	3	0	1	1	0	
24	JaCobi Wood	G 34:18	3-11	1-5	0-0	1	2	3	0	7	5	5	0	0	1	
13	Alden Applewhite	09:31	1-2	1-2	2-2	0	1	1	3	1	5	0	0	0	-8	
2	KyeRon Lindsay	18:39	3-4	0-0	0-1	3	4	7	2	1	6	0	1	0	2	
11	Justin Morgan	10:59	0-1	0-1	0-0	0	0	0	0	0	0	1	0	0	-11	
Team						2	1	3			0	0				
Totals			17-55	7-27	8-15	7	19	26	12	12	49	7	10	5	3	4

Technical Fouls: NONE

	Neb		Murray		Points from		Neb	Murray	Period by Period Scoring				
Biggest lead	23 (2 nd 18:50)		0 (1 st 20:00)		Turnovers	7		7	1st		2nd	TOT	
Best Scoring Run	16 (1 st 9:05)		7 (1 st 7:44)		Paint	32		18	Neb		34	32	66
Lead Changes	0				Second Chance	8		8	Murray		14	35	49
Times Tied	0				Fast Breaks	4		7					
Time with Lead	38:44		00:00		Bench	29		11					

NEBRASKA 69, HAWAII 55



Official Basketball Box Score - Final
Nebraska at Hawaii
12/23/24 SimpR Arena at Stan Sheriff Center, Honolulu
2024-25 Men's Basketball

Game Time: 6:30 PM
Game Duration: 1:57
Attendance:

Officials: Bart Lennox, Edwin Young, Anthony Burris

Nebraska - 69

Record: 9-2

NO.	Name	Min	FG	3P	FT	Rebounds	Fouls	TP	AS	TO	ST	Blocks	BS	BA
			M-A	M-A	M-A	OR DR TOT	PF FD							
4	Juwan Gary	F 31:01	8-10	3-4	2-2	1 3 4	4 2	21	0	3	1	2	0	9
9	Berke Buyuktuncel	F 27:42	1-7	0-3	0-1	4 5 9	2 2	2	1	1	3	1	0	16
34	Braxton Meah	C 21:07	3-4	0-0	0-0	2 3 5	1 6	6	1	1	0	1	0	14
3	Brice Williams	G 33:33	10-18	4-5	8-8	0 2 2	1 6	32	3	2	2	0	0	16
24	Rollie Worster	G 32:43	2-9	0-3	0-0	1 4 5	1 1	4	3	3	0	0	0	14
0	Connor Essegian	20:48	1-4	0-1	0-0	1 1 2	0 0	2	0	0	0	0	1	5
1	Sam Hoiberg	20:35	1-2	0-1	0-0	0 0 0	1 2	2	1	1	1	0	0	4
23	Andrew Morgan	12:01	0-1	0-0		0 1 1	3 0	0	1	0	1	0	0	-5
31	Cale Jacobson	00:01	0-0	0-0	0-0	0 0 0	0 0	0	0	0	0	0	0	3
Team						0 0 0			0	1				
Totals			26:55	7-17	10-11	9 19 28	13 15 69	10 12	8	4	1	14		



2024-25 Nebraska Men's Basketball Combined Team Statistics All games

Page 1/1
as of Dec 26, 2024

Game Records

Record	Overall	Home	Away	Neutral
ALL GAMES	10-2	6-0	2-1	2-1
CONFERENCE	1-1	1-0	0-1	0-0
NON-CONFERENCE	9-1	5-0	2-0	2-1

Score by Periods

Team	1st	2nd	OT	TOT
Nebraska	473	460	0	933
Opponents	377	426	0	803

Team Box Score

No.	Player				Total		3-Point		F-Throw		Rebounds													
		GP-GS	MIN	AVG	FG-FGA	FG%	3FG-3FGA	3FG%	FT-FTA	FT%	OFF	DEF	TOT	AVG	PF	DQ	A	TO	BLK	STL	PTS	AVG		
3	WILLIAMS, Brice	12-12	359:46	30.0	73-142	.514	19-44	.432	71-78	.910	5	32	37	3.1	21	0	28	25	3	14	236	19.7		
4	GARY, Juwan	12-12	313:21	26.1	47-105	.448	13-39	.333	36-46	.783	12	36	48	4.0	24	0	11	15	7	15	143	11.9		
0	ESSEGIAN, Connor	12-3	275:17	22.9	44-98	.449	29-67	.433	24-30	.800	2	27	29	2.4	12	0	9	11	0	3	141	11.8		
24	WORSTER, Rollie	12-12	301:40	25.1	35-77	.455	3-18	.167	25-35	.714	9	42	51	4.3	18	0	31	22	2	13	98	8.2		
9	BUYUKTUNCEL, Berke	11-10	255:23	23.2	33-61	.541	7-23	.304	16-20	.800	21	49	70	6.4	25	0	17	17	8	14	89	8.1		
23	MORGAN, Andrew	12-0	205:50	17.2	32-62	.516	2-6	.333	26-40	.650	19	44	63	5.3	24	0	9	11	5	4	92	7.7		
34	MEAH, Braxton	11-11	176:34	16.1	18-25	.720	0-0	.000	2-6	.333	11	30	41	3.7	23	0	9	16	3	5	38	3.5		
2	ULIS, Ahron	9-0	136:14	15.1	12-37	.324	3-15	.200	4-11	.364	6	13	19	2.1	14	0	17	6	0	7	31	3.4		
1	HOIBERG, Sam	12-0	218:05	18.2	11-27	.407	3-10	.300	6-7	.857	4	19	23	1.9	12	0	12	9	1	18	31	2.6		
12	GRIFFITHS, Gavin	8-0	95:41	12.0	8-27	.296	3-19	.158	0-0	.000	3	16	19	2.4	13	0	8	4	3	4	19	2.4		
8	GRACE, Jeff	4-0	04:49	1.2	2-4	.500	0-0	.000	1-1	1.000	2	1	3	0.8	0	0	0	0	0	0	5	1.3		
31	JACOBSEN, Cale	9-0	52:40	5.9	3-10	.300	1-7	.143	1-1	1.000	2	6	8	0.9	2	0	6	3	2	3	8	0.9		
35	BURT, Henry	3-0	04:39	1.6	1-3	.333	0-1	.000	0-0	.000	0	0	0	0.0	1	0	0	0	0	0	2	0.7		
Team											14	6	20					4						
Total		12	2400		319-678	.471	83-249	.333	212-275	.771	110	321	431	35.9	189	0	157	143	34	100	933	77.8		
Opponents		12	2400		273-695	.393	112-355	.315	145-203	.714	123	277	400	33.3	228	3	136	177	31	64	803	66.9		

Team Statistics

	NEBR	OPP
Scoring	933	803
Points per game	77.8	66.9
Scoring margin	+10.8	-
Field goals-att	319-678	273-695
Field goal pct	.471	.393
3 point fg-att	83-249	112-355
3-point FG pct	.333	.315
3-pt FG made per game	6.9	9.3
Free throws-att	212-275	145-203
Free throw pct	.771	.714
F-Throws made per game	17.7	12.1
Rebounds	431	400
Rebounds per game	35.9	33.3
Rebounding margin	+2.6	-
Assists	157	136
Assists per game	13.1	11.3
Turnovers	143	177
Turnovers per game	11.9	14.8
Turnover margin	+2.8	-
Assist/turnover ratio	1.1	0.8
Steals	100	64
Steals per game	8.3	5.3
Blocks	34	31
Blocks per game	2.8	2.6
Winning streak	4	-
Home win streak	6	-
Attendance	89082	37883
Home games-Avg/Game	6-14847	3-12628
Neutral site-Avg/Game	-	3-4459

Team Results

Date	Opponent		Score	Att.
11/04/2024	UTRGV	W	87-67	14305
11/09/2024	Bethune-Cookman	W	63-58	15138
11/13/2024	FDU	W	86-60	14473
11/17/2024	vs Saint Mary's (CA)	L	74-77	3241
11/22/2024	at Creighton	W	74-63	18475
11/27/2024	South Dakota	W	96-79	15172
12/01/2024	North Florida	W	103-72	15359
12/07/2024	at Michigan St.	L	52-89	14797
12/13/2024	Indiana	W	85-68	14635
12/22/2024	vs Murray St.	W	66-49	5049
12/23/2024	at Hawaii	W	69-55	4611
12/25/2024	vs Oregon St.	W	78-66	5086