



NEBRASKA BASKETBALL

2024-25 GAME NOTES

X HUSKERMBB

Instagram HUSKERMBB

f HUSKERMBB

GAME #16

OPPONENT: AT PURDUE
DATE: SUN., JAN. 12
TIPOFF: 11 A.M. (CT)
LOCATION: WEST LAFAYETTE, IND.
ARENA: MACKEY ARENA

GAME AT A GLANCE



Nebraska Cornhuskers
2024-25 Record:12-3 (2-2 BIG)
Head Coach: Fred Hoiberg
Record at Nebraska: 74-97 (6th year)
Career Record: 189-153 (11th year)



Huskers Radio Network
Play-by-Play: Kent Pavelka
Analyst: Jake Muhleisen



Purdue Boilermakers
2024-25 Record:12-4 (4-1 B1G)
Head Coach: Matt Painter
Record at School: 459-207 (20th year)
Career Record: 484-212 (21st year)



Big Ten Network
Play-by-Play: Brandon Gaudin
Analyst: Stephen Bardo
also available on Fox Sports app

2024-25 SCHEDULE

Date	AP Rk.	Opponent	TV/Online	Time
Oct. 27		Grand Valley State (Exh.)	B1G+	W, 73-53
Nov. 4		UT Rio Grande Valley	B1G+	W, 87-67
Nov. 9		Bethune Cookman	B1G+	W, 63-58
Nov. 13		FDU	B1G+	W, 86-60
Nov. 17		vs. Saint Mary's (Sioux Falls, S.D.)	BTN	L, 74-77
Nov. 22		at No. 14 Creighton	FS1	W, 74-63
Nov. 27	RV	South Dakota	BTN	W, 96-79
Dec. 1	RV	North Florida	BTN	W, 103-72
Dec. 7	RV	at RV Michigan State *	BTN	L, 52-89
Dec. 13	RV	RV Indiana *	FOX	W, 85-68
Hawaiian Airlines Diamond Head Classic				
Dec. 22		vs. Murray State	ESPN	W, 66-49
Dec. 23		vs. Hawai'i	ESPN2	W, 69-55
Dec. 25		vs. Oregon State	ESPN2	W, 78-66
Dec. 30		Southern	BTN	W, 77-43
Jan. 4	RV	No. 15 UCLA *	FOX	W, 66-58
Jan. 7	RV	at Iowa *	Peacock	L, 87-97 (OT)
Jan. 12	RV	at No. 20 Purdue *	BTN	11 a.m.
Jan. 16		Rutgers *	FS1	8 p.m.
Jan. 19		at Maryland *	BTN	11 a.m.
Jan. 22		USC *	BTN	8 p.m.
Jan. 26		at Wisconsin *	BTN	Noon
Jan. 30		Illinois *	FS1	7:30 p.m.
Feb. 2		at Oregon *	BTN	6:30 p.m.
Feb. 5		at Washington *	BTN	9:30 p.m.
Feb. 9		Ohio State *	BTN	1 p.m.
Feb. 13		Maryland *	BTN	7:30 p.m.
Feb. 16		at Northwestern *	BTN	2 p.m.
Feb. 19		at Penn State *	BTN	5:30 p.m.
Feb. 24		Michigan *	FS1	7 p.m.
March 1		Minnesota *	BTN	1 p.m.
March 4		at Ohio State *	Peacock	8 p.m.
March 9		Iowa *	FOX	11:30 a.m.
March 12-16		at Big Ten Tournament (Indianapolis)	TBD	TBD

*-Big Ten Conference Game; Home games are in red and bold

ON THE AIR

Radio: Sunday's game will be carried on the Huskers Radio Network with Kent Pavelka and Jake Muhleisen on the call, including KLIN (1400 AM) in Lincoln, KXSP (590 AM) in Omaha and KRVN (880 AM) in Lexington. The pregame show begins an hour before tipoff and will also be available on Huskers.com and the Huskers app.

TV/Online: Sunday's game will be on BTN with Brandon Gaudin and Stephen Bardo on the call. It will also be available online on the Fox Sports app.

HUSKERS TRAVEL TO NO. 20 PURDUE ON SUNDAY

The Nebraska men's basketball team wraps up a two-game road swing Sunday afternoon, as the Huskers travel to West Lafayette, Ind., for a Big Ten matchup with the Purdue Boilermakers. Tipoff from Mackey Arena is slated for 11 a.m. (central) and the matchup will be shown on BTN and carried on the Huskers Radio Network as well as on Huskers.com and the Huskers app.

Nebraska (12-3, 2-2 B1G) comes off a tough 97-87 overtime loss at Iowa on Tuesday night. Nebraska had a golden opportunity to get a big road win, building a 52-37 lead with just under 15 minutes remaining, but Iowa rallied behind the shooting of Payton Sandford and won the game in overtime by going 14-of-16 from the charity stripe in the extra session. The loss broke Nebraska's six-game win streak and was only the second loss for Nebraska in the 11 games dating back to Nov. 22.

The loss overshadowed another strong performance by Brice Williams, who led Nebraska with 28 points on 10-of-20 shooting along with four rebounds, two assists and two steals. The senior guard hit four 3-pointers, including one as time ran out to send the game to overtime. Williams is tied for second in the Big Ten in scoring at 19.4 points per game while setting career highs in points per game, shooting percentage (.492) and free throw percentage (.909).

If Nebraska is to improve to 3-0 against ranked opponents this year, the Huskers will need a strong defensive effort. Entering the Iowa game, NU had held its previous five opponents to 56.2 ppg on 35 percent shooting. Despite the loss, Nebraska held the Hawkeyes to its lowest home point total in regulation (76) and currently ranks second in the Big Ten in field goal percentage defense (.388) and is seventh in scoring defense (66.7 ppg).

Purdue (12-4, 4-1 B1G) has won four straight following a 68-50 win at Rutgers on Friday. Braden Smith and Trey Kaufman-Renn had 16 points apiece while the Boilermakers held Rutgers to 33 percent shooting.

B1G Scoring Leaders

No.	Player	PPG
1.	Dylan Harper (RUT)	20.1
2.	Brice Williams (NEB)	19.4
	Nick Martinelli (NW)	19.4
4.	Ace Bailey (RUT)	18.9
5.	Jon Tonje (WIS)	18.4

as of Jan. 10

13

Juwan Gary's 13 rebounds against Iowa was a season high and the most by any Husker since Gary grabbed a career-high 18 rebounds at Kansas State on Dec. 17, 2023.

2024-25 ROSTER AT A GLANCE

No	Name	Pos.	Ht.	Wt.	Yr.	Hometown	GP/GS	MPG	PPG	RPG	APG	BPG	SPG
0	Connor Essegian	G	6-4	190	Jr.	Fort Wayne, Ind.	15/3	23.3	11.3	2.8	0.9	0.0	0.5
1	Sam Hoiberg	G	6-0	185	Jr.	Lincoln, Neb.	15/0	18.8	3.1	2.3	1.5	0.1	1.5
2	Ahron Ulis	G	6-3	190	Sr.	Chicago, Ill.	11/0	14.1	3.0	1.7	1.7	0.0	0.6
3	Brice Williams	G	6-7	214	Sr.	Huntersville, N.C.	15/15	30.8	19.4	3.6	2.4	0.2	1.2
4	Juwan Gary	F	6-6	226	Sr.	Columbia, S.C.	15/15	26.6	11.7	4.5	1.0	0.6	1.3
5	Braden Frager	F	6-7	220	Fr.	Lincoln, Neb.	-	-	-	-	-	-	-
8	Jeffrey Grace III	G	6-3	200	Jr.	Elmhurst, Ill.	6/0	1.2	0.8	0.5	0.0	0.0	0.0
9	Berke Büyüktuncel	F	6-10	244	So.	Bursa, Türkiye	14/13	23.1	7.6	6.5	1.4	0.9	1.1
12	Gavin Griffiths	G	6-7	193	So.	Simsbury, Conn.	9/0	11.1	3.0	2.3	0.9	0.4	0.4
20	Justin Bolis	F	6-8	225	So.	Lincoln, Neb.	-	-	-	-	-	-	-
23	Andrew Morgan	F	6-10	242	Sr.	Waseca, Minn.	15/0	17.5	8.1	4.9	0.7	0.3	0.3
24	Rollie Worster	G	6-5	210	Sr.	Missoula, Mont.	15/15	26.1	8.7	4.2	2.7	0.2	1.0
25	Nick Janowski	G	6-4	208	Fr.	Pewaukee, Wis.	-	-	-	-	-	-	-
31	Cale Jacobsen	G	6-4	195	So.	Ashland, Neb.	12/0	5.2	0.7	0.8	0.7	0.2	0.3
34	Braxton Meah	C	7-1	265	Sr.	Layton, Utah	14/14	15.9	3.4	3.6	0.8	0.4	0.4
35	Henry Burt	F	6-7	222	So.	Omaha, Neb.	4/0	1.8	0.5	0.0	0.0	0.0	0.0
51	Rienk Mast	F	6-10	260	Sr.	Groningen, Netherlands	-	-	-	-	-	-	-

2024-25 NEBRASKA BASKETBALL ROSTER

No.	VL	Name	Pos.	Ht.	Wt.	Yr.	Hometown	Previous School	X	Instagram
0		Connor Essegian	G	6-4	190	Jr.	Fort Wayne, Ind.	Wisconsin	@CESsegian	connoressegian
1	**	Sam Hoiberg	G	6-0	185	Jr.	Lincoln, Neb.	Pius X	@samhoiberg	samhoiberg
2	*	Ahron Ulis	G	6-3	190	Sr.	Chicago, Ill.	Iowa	@AhronUlis	ahron1_
3	*	Brice Williams	G	6-7	214	Sr.	Huntersville, N.C.	Charlotte	@bgotit_	blaviss
4	**	Juwan Gary	F	6-6	226	Sr.	Columbia, S.C.	Alabama	@takflight24	wanwitdabutter
5		Braden Frager	F	6-7	220	Fr.	Lincoln, Neb.	Southwest HS	@Braden_Frager	braden_frager
8	**	Jeffrey Grace III	G	6-3	200	Jr.	Elmhurst, Ill.	Arizona State	@JeffreyGrace11	kg3is23
9		Berke Büyüktuncel	F	6-10	244	So.	Bursa, Türkiye	UCLA		berkebuyuktuncel
12		Gavin Griffiths	G	6-7	193	So.	Simsbury, Conn.	Rutgers	@gavingriff_	gavingriff_
20		Justin Bolis	F	6-8	225	So.	Lincoln, Neb.	Southeast CC	@JustinBolis	justinbolis
23		Andrew Morgan	F	6-10	242	Sr.	Waseca, Minn.	North Dakota State		akmorgan10_
24		Rollie Worster	G	6-5	210	Sr.	Missoula, Mont.	Utah		rj_w2
25		Nick Janowski	G	6-4	208	Fr.	Pewaukee, Wis.	Pewaukee HS	@nick_janowski12	nick.janowski
31	*	Cale Jacobsen	G	6-4	195	So.	Ashland, Neb.	Ashland-Greenwood HS	@calejacobsen_	calejacobsen_
34		Braxton Meah	C	7-1	265	Sr.	Layton, Utah	Washington	@Braxton_Meah	Braxtonmeah
35	*	Henry Burt	F	6-7	222	So.	Omaha, Neb.	Elkhorn South HS	@HenryBurt15	henryburt0
51	*	Rienk Mast	F	6-10	260	Sr.	Groningen, Netherlands	Bradley		rienk_mast

2024-25 NEBRASKA BASKETBALL COACHING STAFF

Head Coach

Fred Hoiberg, sixth season (Iowa State, 1995)

Assistant Coaches

Adam Howard, third season (Western Kentucky, 2008)
Nate Loenser, fourth season (Iowa State, 2002)
Ernie Zeigler, third season (Cleary, 1994)

Support Staff

Director of Men’s Basketball Strength & Conditioning: Kurt Joseph
Dir. of Basketball Strategies & Business Operations: Luca Virgilio
Assistant Director of Basketball Operations: Sheryl Burbach
Director of Player Development: Emmanuel Tommy
Video Coordinator: Michael Bania
Recruiting Coordinator: Pady Borders
Graduate Managers: Josiah Allick, Nihilo Ibarra, Justin Moore

Athletic Trainer: Andrew McCabe
Team Nutritionist: Jake Blattner
Sports Psychologist: Heather Kiefer
NAPL Director: Matt Thome
Equipment Manager: Pat Norris

PRONUNCIATION GUIDE

Name	Pronunciation
Josiah Allick	AL-ick
Berke Büyüktuncel	BEAR-keh buh-YOOK-toon-jell
Connor Essegian	eh-SEE-jin
Juwan Gary	Juh-WAHN
Nate Loenser	Len-zer
Rienk Mast	RINK
Braxton Meah	MEE-uh
Ahron Ulis	YOU-liss
Rollie Worster	raw-lee Wooster
Ernie Zeigler	Zig-ler

HUSKERS RADIO NETWORK



KENT PAVELKA

- Is in his 38th season of calling Husker men’s basketball
- Called NU basketball for two stretches from 1974-1996 before returning to play-by-play duties full time in 2006-07
- Called his 1,000th Husker basketball game in 2018-19
- Six-time Nebraska Sportscaster of the Year who was inducted into the Nebraska Broadcasters Hall of Fame in 2019



JAKE MUHLEISEN

- Is in his seventh season as full-time color analyst after serving in a part-time basis for five seasons
- Was a four-year starter at guard for Nebraska from 2002-05
- Three-year team captain and started 98 games in his career
- Served as a graduate assistant at Creighton from 2005-07

City	Station	Frequency
Alliance	KCOW	1400 AM
Aurora	KRGY	97.3 FM
Beatrice	KWBE	1450 AM
Broken Bow	KBBN	95.3 FM
Chadron	KCSR	610 AM
Columbus	KJSK	900 AM
Columbus	KKOT	93.5 FM
Fairbury	KGMT	1310 AM
Falls City	KTNC	1230 AM
Falls City	KTNC	107.1 FM
Fremont	KHUB	1340 AM
Fremont	KFMT	105.5 FM
Gibbon	KMTY	97.7 FM
Gibbon	KSDZ	95.5 FM
Grand Island	KRGI	1430 AM
Hastings	KHAS	1230 AM
Hastings	KLIQ	94.5 FM
Hastings/Kearney	KICS	1450
Hastings/Kearney	KXPN	1460 AM
Hay Springs	KBPY	107.7 FM
Holdrege	KUVR	1380 AM/96.9 FM
Imperial	KADL	102.9 FM
Kearney	KGFW	1340 AM
Kearney	KGFW	96.1 FM
Lexington	KRVN	880 AM
Lexington	KAMI	1580 AM
Lincoln	KLIN	1400 AM
Lincoln	KLIN	99.3 FM
McCook	KSWN	93.9 FM
McCook	KZMC	102.1 FM
McCook	KIOD	105.3 FM
Nebraska City	KNCY	1600 AM
Norfolk	KNEN	94.7 FM
North Platte	KODY	1240 AM
Omaha	KXSP	590 AM
O’Neill	KBRX	102.9 FM
Scottsbluff	KNEB	960 AM
Scottsbluff	KNEB	94.1 FM
Sidney	KSID	98.7 FM
Superior	KRFS	1600 AM
Superior	KRFS	103.9 FM
Terrytown	KOLT	690 AM
Valentine	KVSH	940 AM
Valentine	KDJL	99.5 FM

Also available nationwide on Huskers.com and the Huskers App.

PROBABLE STARTERS (BASED ON LAST GAME)



#24 ROLLIE WORSTER | G | SR. | 6-5 | 210 | MISSOULA, MONT.

2024-25 Averages: PPG: 8.7 | RPG: 4.2 | APG: 2.7

Worth Noting: Will make his 117th career start on Sunday...Has six double-figure games in 2024-25, including 14 points and four boards at Iowa...Totaled 11 points and four rebounds vs. No. 15 UCLA...Finished with eight points and six assists without a turnover vs. Southern...Finished with 11 points and seven rebounds against Murray State...Had 11 points at No. 14 Creighton...Tallied 18 points and nine rebounds vs. UTRGV...Played in 16 games at Utah before a season-ending injury in 2023-24, averaging 9.9 points, 5.5 assists and 4.9 rebounds per game...Was third in Pac-12 in assists and leading conf. in asst.-to-turnover ratio (2.93-to-1) at the time of his injury...Started all 30 games he played in 2022-23, averaging 8.6 points, 5.2 rebounds and 5.0 assists per game...Nearly had triple-double vs. No. 4 Arizona with 12 points, 11 rebounds and nine assists.

Career Bests (includes Utah/Utah St.): Pts: 19 | Reb: 11 | Ast: 10 (4x) | Stl: 6



#3 BRICE WILLIAMS | G | SR. | 6-7 | 214 | HUNTERVILLE, N.C.

2024-25 Averages: PPG: 19.4 | RPG: 3.6 | APG: 2.4

Worth Noting: Two-time USBWA Player of the Week in '24-25...Comes off a 28-point performance at Iowa, his sixth game with 25+ points this season...Led NU with 16 points and added seven rebounds vs. No. 15 UCLA...Diamond Head Classic MVP...Had 25 points, seven rebounds and four assists vs. Oregon State...Matched his career high with 32 points at Hawai'i...Earned BIG and National POW after posting 30 points, six assists and five boards vs. Indiana...Finished with 28 points vs. Saint Mary's...Averaged 13.4 ppg, 5.5 rpg and 2.5 apg in 2023-24...Second-team Conference USA pick in 2022-23, averaging 13.8 ppg and 5.3 rpg...MVP of the CBI (16.3 ppg, 7.8 rpg, 3.0 apg)...His late father (Henry) scored a school-record 2,382 points at Charlotte and is a member of the school's Hall of Fame.

Career Bests (includes Charlotte): Pts: 32 (2x) | Reb: 13 | Ast: 9 | Stl: 4



#4 JUWAN GARY | F | SR. | 6-6 | 226 | COLUMBIA, S.C.

2024-25 Averages: PPG: 11.7 | RPG: 4.5 | SPG: 1.3

Worth Noting: Third-year starter at NU who is 36 points away from 1,000...Had first double-double of the season at Iowa with 13 points and a season-high 13 boards...Has nine double-figure games this season...Totaled 10 points, four boards and two steals vs. No. 15 UCLA...Posted a season-high 21 points on 8-of-10 shooting at Hawai'i...Keyed NU's win at No. 14 Creighton with 16 points and seven boards...Averaged 11.6 ppg and 6.1 rpg in 2023-24, leading NU in both blocks and steals per game...Totaled five double-doubles in 2023-24, highlighted by a 13-point, 18-board effort at K-State...Career high 22 points vs. Minnesota...Started 17 games before shoulder surgery in 2022-23...Played in 29 games at Alabama in 2021-22...Helped Crimson Tide to an SEC title and an NCAA Sweet 16 appearance in 2020-21.

Career Bests (includes Alabama): Pts: 22 | Reb: 18 | Ast: 5 | Bl: 4 | St: 5



#9 BERKE BÜYÜKTÜNCER | F | SO. | 6-10 | 240 | BURSA, TÜRKİYE

2024-25 Averages: PPG: 7.6 | RPG: 6.5 | APG: 1.4 | SPG: 1.1

Worth Noting: UCLA transfer had eight points, three rebounds, two blocks and two steals at Iowa...Named to Diamond Head Classic All-Tournament Team...Finished with a career-high 16 points on 6-of-8 shooting vs. Oregon State...Matched career bests in rebounds (nine) and steals (three) at Hawai'i...Posted 12 points and nine rebounds in win at No. 14 Creighton...Recorded 15 points, three steals and three blocked shots vs. Saint Mary's...Played in 26 games at UCLA in 2023-24, averaging 4.9 points and 2.7 rebounds per game...Played for Türkiye at the 2024 U20 European Championships, averaging 12.0 points and 7.7 rebounds per game while shooting 51 percent from the field and 54 percent from 3-point range...No. 36 player in the class of 2023 by 24/7 Sports, while he was rated by ESPN.com as the No. 2 international player to enter college basketball in 2023-24.

Career Bests (includes UCLA): Pts: 16 | Reb: 9 (5x) | Ast: 3 (4x) | Stl: 3 (2x) | Bl: 3



#34 BRAXTON MEAH | C | SR. | 7-1 | 265 | LAYTON, UTAH

2024-25 Averages: PPG: 3.4 | RPG: 3.8

Worth Noting: Two-year starter at Washington who joined program in offseason...Has a career .726 field goal percentage...Had four points, two rebounds and two assists at Iowa...Totaled six points and five boards at Hawai'i...Posted a season-high 12 points on 6-of-6 shooting and five boards vs. South Dakota...Had six rebounds and a steal in 11 minutes vs. No. 14 Creighton...Played in all 32 games at UW, averaging 5.3 points and 5.3 rebounds per game...Led UW in field goal percentage (.770) and blocked shots (27)...Named to Pac-12 All-Defensive Team in 2022-23, averaging 8.8 points, 7.2 rebounds and 1.6 blocks per game...Ranked fifth in Pac-12 in blocked shots and seventh in rebounding, while leading conference with a .706 field goal percentage...Began his college career at Fresno State.

Career Bests (includes Wash/Fresno St.): Pts: 21 | Reb: 17 | Ast: 3 (3x) | Stl: 2 (5x) | Bl: 6

NATIONAL POLLS

ASSOCIATED PRESS (JAN. 6)

No	Team (1st)	Record	Points	Prev.
1	Tennessee (45)	14-0	1484	1
2	Auburn (15)	13-1	1453	2
3	Iowa State	12-1	1369	3
4	Duke	12-2	1309	4
5	Alabama	12-2	1260	5
6	Kentucky	12-2	1154	10
7	Marquette	13-2	1134	8
8	Florida	13-1	1045	6
9	UConn	12-3	964	11
10	Texas A&M	12-2	924	13
11	Kansas	10-3	809	7
12	Houston	10-3	768	14
13	Illinois	11-3	693	22
14	Mississippi State	13-1	690	17
15	Oregon	13-2	624	9
16	Michigan State	12-2	616	18
17	Oklahoma	13-1	553	12
18	Gonzaga	12-4	469	19
19	Memphis	12-3	384	21
20	Purdue	11-4	374	20
21	West Virginia	11-2	277	NR
22	UCLA	11-3	234	15
23	Ole Miss	12-2	219	24
24	Michigan	11-3	160	NR
25	Utah State	14-1	119	NR

Others receiving votes: Pittsburgh 91, Arkansas 62, Nebraska 62, Baylor 32, Wisconsin 31, St. John's 27, San Diego St. 26, Cincinnati 22, Clemson 19, Maryland 7, Georgia 6, St. Bonaventure 6, Texas Tech 6, Indiana 6, Missouri 5, Arizona 3, Dayton 1, Georgetown 1, Vanderbilt 1, Xavier 1.

USA TODAY COACHES (JAN. 6)

No	Team (1st)	Record	Points	Prev.
1	Tennessee (21)	14-0	765	1
2	Auburn (10)	13-1	749	2
3	Iowa State	12-1	711	3
4	Duke	12-2	670	4
5	Alabama	12-2	651	6
6	Marquette	13-2	581	8
7	Kentucky	12-2	560	11
8	Florida	13-1	529	5
9	Texas A&M	12-2	488	12
10	UConn	12-3	461	13
11	Houston	10-3	454	14
12	Kansas	10-3	438	7
13	Mississippi State	13-1	372	16
14	Michigan State	12-2	350	15
15	Illinois	11-3	300	20
16	Oklahoma	13-1	287	10
17	Oregon	13-2	284	9
18	Gonzaga	12-4	246	19
19	Purdue	11-4	228	22
20	Memphis	12-3	192	25
21	UCLA	11-3	147	18
22	Ole Miss	12-2	119	23
23	West Virginia	11-2	110	NR
24	Michigan	11-3	98	NR
25	Utah State	14-1	73	NR

Others receiving votes: Baylor 49; Cincinnati 38; Pittsburgh 32; San Diego State 25; St. John's 24; Clemson 10; Maryland 9; Georgia 5; Nebraska 4; Arizona 4; Wisconsin 3; Vanderbilt 3; Indiana 3; UC San Diego 1; Texas Tech 1; Arkansas 1

BIG TEN STANDINGS (JAN. 9)

Team	B1G	Pct.	Overall	Pct.
Michigan State	4-0	1.000	13-2	.867
Michigan	4-0	1.000	12-3	.800
Indiana	4-1	.800	13-3	.812
Illinois	4-1	.800	12-3	.800
Purdue	4-1	.800	12-4	.750
Oregon	3-2	.600	14-2	.875
Nebraska	2-2	.500	12-3	.800
Wisconsin	2-2	.500	12-3	.800
Iowa	2-2	.500	11-4	.733
UCLA	2-2	.500	11-4	.733
Penn State	2-3	.400	12-4	.750
Ohio State	2-3	.400	10-6	.625
Maryland	1-3	.250	11-4	.733
Northwestern	1-3	.250	10-5	.667
USC	1-3	.250	9-6	.600
Washington	1-4	.200	10-6	.625
Rutgers	1-4	.200	8-8	.500
Minnesota	0-4	.000	8-7	.533

Big Ten Schedule

All times listed are central

Date	Contest	Time
Jan. 4	Nebraska 66, UCLA 58	
Jan. 4	Michigan 85, USC 74	
Jan. 5	Indiana 77, Penn State 71	
Jan. 5	Purdue 79, Northwestern 61	
Jan. 5	Illinois 81, Washington 77	
Jan. 5	Oregon 83, Maryland 79	
Jan. 6	Wisconsin 75, Rutgers 63	
Jan. 6	Ohio State 89, Minnesota 82 (2 OT)	
Jan. 7	Iowa 97, Nebraska 87 (OT)	
Jan. 7	Michigan 94, UCLA 75	
Jan. 8	Indiana 89, USC 69	
Jan. 8	Illinois 91, Penn State 52	
Jan. 9	Purdue 68, Rutgers 50	
Jan. 9	Oregon 73, Ohio State 71	
Jan. 9	Michigan State 88, Washington 54	
Jan. 10	Minnesota at Wisconsin	6:00 PM CST
Jan. 10	UCLA at Maryland	7:00 PM CST
Jan. 11	USC at Illinois	11:00 AM CST
Jan. 11	Indiana at Iowa	7:00 PM CST
Jan. 12	Michigan State at Northwestern	11:00 AM CST
Jan. 12	Nebraska at Purdue	11:00 AM CST
Jan. 12	Washington at Michigan	1:00 PM CST
Jan. 12	Oregon at Penn State	3:00 PM CST
Jan. 13	UCLA at Rutgers	5:30 PM CST
Jan. 13	Minnesota at Maryland	5:30 PM CST
1/14	Illinois at Indiana	6:00 PM CST
1/14	Ohio State at Wisconsin	8:00 PM CST
1/14	Iowa at USC	9:30 PM CST
1/15	Penn State at Michigan State	6:30 PM CST
1/15	Purdue at Washington	8:30 PM CST
1/16	Michigan at Minnesota	6:00 PM CST
1/16	Rutgers at Nebraska	8:00 PM CST
1/16	Maryland at Northwestern	8:00 PM CST
1/17	Indiana at Ohio State	7:00 PM CST
1/17	Iowa at UCLA	8:00 PM CST
1/18	Wisconsin at USC	2:00 PM CST
1/18	Purdue at Oregon	2:00 PM CST
1/19	Illinois at Michigan State	11:00 AM CST
1/19	Nebraska at Maryland	11:00 AM CST
1/19	Northwestern at Michigan	1:00 PM CST
1/20	Rutgers at Penn State	5:30 PM CST

BY THE NUMBERS

Nebraska Cornhuskers			Purdue Boilermakers		
2024-25 Team Statistics (Record: 12-3, 2-2 Big Ten)			2024-25 Team Statistics (Record: 12-4, 4-1 Big Ten)		
Category	Nebraska	OPP	Category	Pur	OPP
SCORING	1163	1001	Scoring	1229	1097
Points per game	77.5	66.7	Points per game	76.8	68.6
Scoring margin	+10.8	-	Scoring margin	+8.3	-
FIELD GOALS-ATT	395-854	341-880	Field goals-att	429-878	402-936
Field goal pct	.463	.388	Field goal pct	.489	.429
3 POINT FG-ATT	112-327	136-442	3 point fg-att	134-352	116-378
3-point FG pct	.343	.308	3-point FG pct	.381	.307
3-pt FG made per game	7.5	9.1	3-pt FG made per game	8.4	7.3
FREE THROWS-ATT	261-344	183-257	Free throws-att	237-331	177-244
Free throw pct	.759	.712	Free throw pct	.716	.725
F-Throws made per game	17.4	12.2	F-Throws made per game	14.8	11.1
REBOUNDS	559	509	Rebounds	534	522
Rebounds per game	37.3	33.9	Rebounds per game	33.4	32.6
Rebounding margin	+3.3	-	Rebounding margin	+0.8	-
ASSISTS	204	182	Assists	277	228
Assists per game	13.6	12.1	Assists per game	17.3	14.3
TURNOVERS	184	213	Turnovers	178	184
Turnovers per game	12.3	14.2	Turnovers per game	11.1	11.5
Turnover margin	+1.9	-	Turnover margin	+0.4	-
Assist/turnover ratio	1.1	0.9	Assist/turnover ratio	1.6	1.2
STEALS	124	85	Steals	93	103
Steals per game	8.3	5.7	Steals per game	5.8	6.4
BLOCKS	44	43	Blocks	35	50
Blocks per game	2.9	2.9	Blocks per game	2.2	3.1

SCOUTING PURDUE

Purdue comes into Sunday's game with a 12-4 record following a 68-50 win at Rutgers on Thursday night. Under Matt Painter, who is in his 20th season at Purdue, the Boilermakers are looking for their third straight Big Ten regular-season title and have been tested early on. Purdue already has wins over Alabama, NC State, Ole Miss and Northwestern.

Despite losing two-time national player of the year Zach Edey, Purdue returns three starters from a team that went 34-5 and finished as the NCAA runner-up. The Boilermakers are led by a veteran trio in Braden Smith, Fletcher Loyer and Trey Kaufman-Renn. Smith, the preseason Big Ten Player of the Year, averages 15.4 ppg and paces the Big Ten with 8.9 assists per game while shooting 42 percent from 3-point range. Loyer averages 13.9 ppg while shooting 46 percent from beyond the arc while Kaufman-Renn paces Purdue in scoring (17.7 ppg) and rebounding (6.3 rpg).

Series History: Sunday's game between the Huskers and Purdue will be the 28th all-time meeting between the two programs in a series that dates back to 1947. Purdue holds a 20-7 lead in the all-time series, including a 13-5 mark (13-4 in regular season; 1-1 in Big Ten Tournament) since Nebraska joined the Big Ten in 2011-12. Nebraska snapped a five-game losing streak to Purdue with an 88-72 win over the No. 1 Boilermakers last season. Nebraska has won only once in West Lafayette, a 65-62 win on Dec. 17, 1956.

Last year: Keisei Tominaga led four Huskers in double figures with 19 points as Nebraska shot 51 percent from the field and 14-of-23 from 3-point range. Brice Williams nearly posted a triple double with nine points, 11 rebounds and a career-high nine assists.

Purdue Probable Starters

No.	Name	Yr.	Pos.	Ht.	Wt.	G/GS	PPG	RPG	Other
3	Braden Smith	Jr.	G	6-0	170	16/16	15.4	4.7	8.9 apg
2	Fletcher Loyer	Jr.	G	6-5	180	16/16	13.9	2.1	1.8 apg
0	C.J. Cox	Fr.	G	6-3	200	16/3	5.4	2.4	0.8 apg
1	Caleb Furst	Sr.	F	6-10	235	16/3	4.7	2.8	.535 FG Pct.
4	Trey Kaufman-Renn	Jr.	F	6-9	230	16/16	17.7	6.3	2.3 apg

SERIES AT A GLANCE

- All-time: Purdue leads 20-7
- In Lincoln: Purdue leads 8-5
- In West Lafayette: Purdue leads 11-1
Mackey Arena: Purdue leads 8-0
- In Big Ten Conference games: Purdue leads, 13-4

Husker-Boilermaker Superlatives

- Most consecutive wins (year ended): Nebraska 1 (1956, 1964, 2013, 2014, 2017, 2019, 2024); Purdue 5 (1978-2013)
- Most points scored: Nebraska, 96, at Lincoln, Neb., Dec. 5, 1964; Purdue, 92, at West Lafayette, Jan. 14, 2022
- Highest combined score: 181, Nebraska 96, Purdue 85, at Lincoln, Neb., Dec. 5, 1964
- Biggest winning margin: Nebraska, 19, at Lincoln, Neb., Feb. 23, 2014; Purdue, 27, at West Lafayette, Ind., Jan. 14, 2022

RECENT MEETINGS (SINCE NU JOINED BIG TEN)

Date	Site	Rankings	Result	Neb.	Iowa
2-22-12	A	-/-	L	65	83
3-8-12	N	-/-	L	61	79
1-16-13	H	-/-	L	56	65
3-15-13	N	-/-	W	57	55
1-12-14	A	-/-	L	64	70
2-23-14	H	-/-	W	76	57
2-15-15	A	-/-	L	54	66
1-30-16	A	-/21	L	74	89
3-1-16	H	-/15	L	62	81
1-29-17	H	-/20	W	83	80
1-6-18	A	-/13	L	62	74
2-9-19	A	-/15	L	62	81
2-23-19	H	-/15	L	72	75
12-15-19	H	-/-	W	70	56
2-21-19	H	-/-	L	58	75
1-14-22	A	-/7	L	65	92
12-10-22	H	-/4	L (OT)	62	65
1-13-23	A	-/3	L	55	73
1-9-24	H	-/1	W	88	72

30

Fred Hoiberg has 30 wins over ranked opponents, including 11 career wins against top-10 teams, in his collegiate coaching career following Nebraska's 66-58 win over UCLA. In addition, his four road wins is second only to Danny Nee's seven all-time among NU men's basketball coaches.

WORTH NOTING

- Nebraska enters Sunday's game with a 12-3 record, matching the program's best start in the Big Ten era (2011-12 to present) and best since the 2010-11 team won 13 of its first 15 contests. NU was also 12-3 after 15 games last season.
- Nebraska is 2-0 against ranked teams and will be looking for its third straight win over a ranked opponent on Sunday at Purdue. NU is 4-2 in its last six games against ranked teams dating back to the win over No. 1 Purdue on Jan. 9, 2024.

A win over the No. 20 Boilermakers would tie a school record for most consecutive wins over ranked opponents, which was done five previous times, most recently in 2002 (at Ohio State, at Wisconsin, at Creighton). The only other time it happened in the same season was in 1999 (Kansas, Missouri, at Kansas).

- Nebraska looks to improve to 5-3 away from Pinnacle Bank Arena on Sunday at Purdue. The Huskers are 1-2 on the road, including a win at Creighton, and 3-1 at neutral sites. Nebraska is looking for its first win in West Lafayette since Dec. 17, 1957, a 65-62 win over the Boilermakers. The coach of that Nebraska team was Jerry Bush, the grandfather of NU Coach Fred Hoiberg. Purdue comes into Sunday's game with a 25-game home winning streak, which is the sixth-longest nationally.

- With road wins at No. 14 Creighton and Hawai'i, Nebraska won multiple non-conference road games for the first time since the 2011-12 season and just the second time in the last 25 years. Nebraska's two non-conference road wins account for half of the Big Ten's true road wins in non-conference play, as Oregon (1) and Penn State (1) collected the other ones.

- Nebraska is No. 37 in the NET on Jan. 10 and enters this weekend as one of 10 Big Ten teams in the top 50 of the NET. The Big Ten currently has seven teams in the top 25 while 17 of the 18 conference teams are in the top 100 of the NET.

- Nebraska's strength has been on the defensive end, where it ranks 14th nationally in KenPom's defensive efficiency as of Jan. 10. NU has held three of its last six opponents (Murray State, Hawai'i and Southern) to season-low point totals while UCLA's 58 points were the Bruins' second-lowest total of the year.

- The Huskers tied a school record for consecutive home wins with the win over UCLA. Nebraska has now won 20 straight home games, matching a school record which had been set twice previously. Nebraska's next home game is against Rutgers on Jan. 16.

- The Dec. 30 win over Southern wrapped up a successful non-conference slate. NU went 10-1 in non-conference action, only the seventh time since WWII that NU finished its non-con slate with one loss (also 10-1, 2023-24; 10-1, 2018-19; 10-1, 2003-04; 12-1, 1991-92; 15-1, 1990-91; 11-1, 1977-78).

- Nebraska's 2024 Diamond Head Classic title marked the program's first MTE event title since the 2000 San Juan Shootout. With the win, Nebraska Coach Fred Hoiberg became the first coach to win multiple Diamond Head Classic titles, as he coached Iowa State to the 2013 championship.

- With its 12-3 start in 2024-25, Nebraska is 41-17 over the last 58 games dating back to the start of February 2023. NU's .707 winning percentage trails only Purdue among Big Ten programs in that stretch. NU would still be second if you included the four new Big Ten schools (Oregon, UCLA, Washington and USC) during that same stretch. NU went just 33-80 from the start of the 2019-20 season until Feb. 1, 2023.

- Over the last 19 games dating back to last season, Brice Williams is averaging 19.5 points per game on .493 shooting and has 10 20-point efforts in that span. He has been in double figures in 18 of 19 games in that stretch. He averaged just 12.5 ppg over his first 30 games at Nebraska.

- Brice Williams earned MVP honors at the Diamond Head Classic, as he averaged 22.0 points per game on 56 percent shooting, 3.7 rebounds, 3.0 assists and 2.0 steals per game. Williams averaged 19.3 ppg on 57 percent shooting in seven December games following his 11-point, seven-rebound effort against Southern.

- Juan Gary is playing some of the best basketball of his career over the last three weeks. The senior is averaging 12.9 ppg while shooting over 40 percent from 3-point range over the last seven games. Gary also has played a major role in holding opponents to 37 percent shooting in that stretch.

- NU has relied on its depth during the first half of the season, with six players averaging at least 7.5 points per game over the first 15 games. Eight different players have posted double-figure efforts, while three players (Brice Williams, Connor Essegian and Juan Gary) have recorded 20-point games. Williams is the only Husker in the top 40 of the Big Ten in scoring as of Jan 10.

3 straight vs. Ranked Teams

Dates	Opponents
3/1-12/4/22	at No. 22 Ohio St., at No. 10 Wis., at No. 7 Creighton
1/20-2/6/99	No. 20 Kansas, No. 24 Missouri, at No. 24 Kansas
3/12-12/19/94	vs. No. 3 Missouri, vs. No. 23 Okla. St., No. 15 Mich. St.
2/24-12/29/69	No. 18 Colorado, No. 7 Duquesne, vs. No. 16 Kansas
2/22-12/8/58	No. 4 Kansas, No. 1 Kansas State, No. 17 Marquette

KenPom Adjusted Defense (as of Jan. 10)

Year	Adj D.	NCAA Rk.
2021-22	102.9	178th
2022-23	98.8	69th
2023-24	98.7	43rd
2024-25	93.5	14th

Consecutive Home Wins

No.	Wins	Dates (First-Last Win)
t1.	20	Dec. 7, 1965-Feb. 25, 1967
t1.	20	Dec. 20, 2017-Jan. 10, 2019
-	19	Dec. 10, 2023-present

Best Records in B1G since Feb. 1, 2023

No.	Team	Record	Pct.
1.	Purdue	54-14	.794
2.	Nebraska	41-17	.707
3.	Illinois	45-19	.703
5.	Michigan State	40-22	.645
	Indiana	40-22	.645

as of games of Jan. 10

Tracking Williams

Player	MPG	PPG	FG Pct.	3 Pt Pct.	FT Pct.
First 30 at NEB	29.5	12.5	.435	.385	.844
Last 19 at NEB	31.3	19.5	.493	.410	.893

RECORD AT PINNACLE BANK ARENA

Season	Wins	Losses	Pct.
2013-14	15	1	.938
2014-15	10	6	.625
2015-16	10	8	.556
2016-17	8	8	.500
2017-18	16	1	.941
2018-19	13	5	.722
2019-20	5	11	.313
2020-21	6	9	.400
2021-22	7	11	.368
2022-23	11	4	.733
2023-24	18	1	.947
2024-25	8	0	1.000
Totals	127	66	.658

2024-25 MISC. STATS

TEAM LEADERS

Double-Figure Scoring Games: Williams (14); Gary (9); Essegian (7); Morgan (8); Büyüktuncel (4); Worster (4); Meah (1); Ullis (1)

10+ Rebounding Games: Morgan (1); Gary (1)

10+ Assist Games: N/A

Double-Doubles: Morgan (1); Gary (1)

Triple-Doubles: N/A

20-Point Games: Williams (7); Essegian (3); Gary (1)

30-Point Games: Williams (2)

Games Leading NU in Scoring: Williams (8); Gary (3); Essegian (4); Morgan (1)

Games Leading NU in Rebounding: Büyüktuncel (6); Worster (2); Morgan (4); Williams (2); Gary (2)

Games Leading NU in Assists: Worster (6); Gary (3); Ullis (2); Williams (5); Morgan (1); Essegian (1); Hoiberg (1)

Games Leading NU in Blocks: Worster (2); Griffiths (2); Büyüktuncel (4); Gary (5); Hoiberg (1); Morgan (3); Jacobsen (1); Williams (1); Meah (1); None (2)

Games Leading NU in Steals: Worster (4); Gary (5); Hoiberg (5); Büyüktuncel (5); Williams (6); Morgan (1); Ullis (1); Meah (1); Jacobsen (1); Essegian (1)

HUSKER DOUBLE-DOUBLES IN 2024-25

Player	Opponent	Totals
Morgan	Murray State	12 pts/12 reb
Gary	at Iowa	13 pts/13 reb

HUSKER DOUBLE-DOUBLES CHART

Player	2024-25	at Neb	Career*
Mast	0	6	26
Gary	1	7	9
Williams	0	1	5
Meah	0	0	6
Worster	0	0	4
Morgan	1	1	5
Totals	2	15	55

*Includes previous schools

DOUBLE-DIGIT RUNS IN 2024-25

Run	Opponent	Time (Half)
16-0	Murray State	14:45-8:43 (1st)
15-0	at Hawai'i	7:03-0:40 (1st)
15-0	UCLA	15:38-9:30 (1st)
15-0	North Florida	18:15-14:03 (1st)
14-0	Iowa	6:46-1:18 (1st)
12-0	UTRGV	4:34-2:30 (2nd)
11-0	Saint Mary's	1:19 (1st)-18:54 (2nd)
11-0	at Creighton	7:40-2:37 (1st)
11-0	Southern	10:12-4:48 (1st)
10-0	FDU	11:49-8:53 (1st)
10-0	South Dakota	6:43-5:14 (1st)
10-0	North Florida	3:58-0:00 (2nd)
10-0	Indiana	6:27-3:08 (2nd)
10-0	Southern	2:45-0:00 (2nd)

2024-25 MBB QUICK FACTS

Location	Lincoln, Neb.
Founded	1869
Enrollment	23,992 (fall 2024)
Nickname	Cornhuskers, Huskers
Colors	Scarlet & Cream
Affiliation	NCAA Division I
Conference	Big Ten Conference
Home Arena	Pinnacle Bank Arena
Capacity/Year Opened	15,000/2013
University of Nebraska President	Dr. Jeffrey P. Gold
Chancellor	Rodney Bennett
Director of Athletics	Troy Dannen
Athletic Dept. Phone	(402) 472-4224
Assistant A.D./Ticketing	Holly Adam
Ticket Office Phone	(402) 472-3111 or 1-800-8BIGRED
Website	Huskers.com

BASKETBALL HISTORY

First year of basketball	1896-97
Regular-season conference titles (last)	7 (1950)
Postseason conference titles (last)	1 (1994)
All-time postseason appearances	27
All-time postseason record	24-26
NCAA Appearances (last)	8 (2024)
NCAA Record	0-8
NIT Appearances (last)	19 (2019)
NIT Record	24-18

BASKETBALL STAFF

Head Coach	Fred Hoiberg (6th season)
Alma Mater (Year)	Iowa State (1995)
Assistant Coaches	Adam Howard (3rd season)
	Nate Loenser (4th season)
	Ernie Zeigler (3rd season)
Director of Men's Basketball Strength and Conditioning	Kurt Joseph
Director of Basketball Strategies & Business Operations	Luca Virgilio
Asst. Director of Operations	Sheryl Burbach
Director of Player Development	Emmanuel Tommy
Video Coordinator	Michael Bania
Recruiting Coordinator	Padyn Borders
Graduate Managers	Nihilo Ibarra, Justin Moore
	Josiah Allick and Satchel Stern
Athletic Trainer	Andrew McCabe
Equipment Manager	Pat Norris

2024-25 TEAM INFORMATION

2023-24 Record	23-11 (18-1 H, 3-8 A, 2-2 N)
Big Ten Record (Finish)	12-8 (t-3rd)
Big Ten Championship	1-1, def. Indiana, 93-66;
	lost to Illinois, 87-98
Postseason	NCAA First Round
Starters Returning/Lost	3/2
Lettermen Returning/Lost	7/7
Scholarship Newcomers	8

COMMUNICATIONS INFORMATION

Sr. Associate A.D./Communications	Keith Mann
Office Phone	(402) 472-2263
Sr. Assoc. Director/MBB Contact	Shamus McKnight
Office/Cell Phone	(402) 472-7772 / (402) 540-0268
E-Mail	smcknight@huskers.com
Press Row Phone	(402) 904-5925
Communications Mailing Address	800 Stadium Drive
	Lincoln, NE 68588-0123

MEDIA SITE

Additional media resources, including a digital media guide, and headshots are available at our media site.
<https://go.unl.edu/202425-mbbmedia>

25.6

Nebraska has gotten great production from its bench in the early going, averaging 25.6 points per game over the first 15 games. Nebraska has gotten 15 double-figure efforts from its bench this season (Morgan-8, Essegian-6, Ulis-1). The Huskers led the Big Ten in bench production last season, averaging 21.4 points per game.

• With a pair of 30-point games since Dec. 13, Williams is just the sixth Husker in the Big Ten era to have multiple 30-point games. He had 30 points in the win over Indiana on Dec. 13 and tied his career high with 32 points against Hawai'i on Dec. 23. In addition, he is tied for the Big Ten lead in 30-point games this season with two, joining Rutgers' Dylan Harper, Ohio State's Bruce Thornton and Wisconsin's John Tonje and John Blackwell.

• Nebraska has been prolific at getting to the foul line for most of the season. Nebraska ranks among the Big Ten leaders in free throws made and attempted per game and free throw percentage. Despite going 12-of-22 from the line at Iowa, Nebraska is third in the Big Ten in free throw percentage at 75.9 percent. That nearly matches last year's season percentage of 76.0.

• Nebraska comes into Sunday's game averaging 77.5 points per game. NU has scored 70+ points in 10 of 15 games, including six games with at least 80 points. Last season, NU averaged 77.7 points per game for 34 games, its highest offensive total since the 1995-96 season.

• Nebraska is averaging 8.3 steals per game to tie for fourth in the Big Ten as of Jan. 10. Five Huskers average at least one steal per game led by Sam Hoiberg's 1.5 spg. Of the 51 Big Ten players averaging at least one steal per game as of January 10, Hoiberg is one of two averaging less than 20 minutes per game (Washington's Makhi Mason).

• The Huskers are 37-4 over the last two seasons when out-rebounding opponents. NU had won 27 straight games when out-rebounding opponents before the streak was snapped against Saint Mary's on Nov. 17. NU has been out-rebounded only once in 15 games this season.

• Nebraska comes off one of its most successful seasons in program history. The Huskers went 23-11 in 2023-24 and tied for third in the Big Ten standings before reaching the NCAA Tournament for the first time since 2013-14. The Huskers' 23 wins were the most since setting a school-record with 26 wins in 1990-91, while NU's 12 conference wins also ranked second in school history.

• Nebraska has increased its win total in each of the past three years, marking the first time NU has done that since the mid-1960s (1963-64 to 1965-66). If Nebraska can improve its win total this year, it would mark the first time since a four-year stretch from 1945-46 to 1948-49 that the Huskers improved their win total in four consecutive seasons.

• Over the past two seasons (2022-23 and 2023-24), NU has won 21 conference games, the highest two-year total since the 1965-66 and 1966-67 teams won 22 conference tilts. The last two seasons under Fred Hoiberg mark just the fourth time in school history that Nebraska has won 20 or more conference games in a two-year span.

NU's 30-Point Games (Big Ten era)

No.	Player	30+ Point Games
1.	James Palmer Jr.	4
2.	Terry Petteway	3
	Shavon Shields	3
	Keisei Tominaga	3
5.	Brice Williams	2
	Andrew White II	2

Living at the Line

Category	No.	NCAA	B1G
Free Throw Att/GM	22.9	50th	5th
Free Throw Made/GM	17.4	40th	5th
Free Throw Percentage	75.9	57th	3rd

Offensive Strides (14 Game Totals)

Category	2023-24	2024-25
Points per Game	77.8	77.5
FG Pct.	.444	.463
3-Pt Pct.	.341	.343
3 Pt/Gam	9.3	7.5
FT Pct.	.744	.759

Most Single-Season Wins

No.	Wins	Year
1.	26	1990-91
2.	23	2023-24
3.	22	Four times

LAST TIME OUT

Brice Williams tied the game with a three-pointer at the buzzer to end regulation, but the Huskers suffered a 97-87 setback in overtime at Iowa on Tuesday night.

Williams carried the Huskers, scoring 28 points on 10-of-20 shooting to go with four rebounds, a pair of steals and two assists. Juwan Gary collected a double-double with 13 points and 13 boards, while Rollie Worster chipped in 14 points on six-of-nine shooting from the floor. Josh Dix led Iowa with 31 points, while Payton Sanford finished with 30, all coming in the second half and overtime.

Nebraska used a 14-0 run to build a 34-31 halftime lead and stretched the lead to 52-37 with 14:54 left in regulation before Iowa rallied behind Sanford. The Hawkeyes led 74-70 late in the game until a three-point jumper by Williams brought the Huskers within 74-73 with 1:04 remaining. A pair of free throws gave Iowa a 76-73 lead with five seconds left. With three seconds remaining, Williams caught the inbounds pass at midcourt, took one dribble and drilled the game-tying three-pointer at the

Notes from the Iowa Game

- NU dropped to 67-57 all-time in overtime games.
- Brice Williams finished with 28 points, his seventh 20th-point night of the season and the 23rd of his career. He has now reached double figures for the 14th time in 15 games, and 18th in the last 19 games
- Juwan Gary finished with his first double-double of the season and seventh of his career with 13 points and 13 rebounds. Gary's 13 rebounds were the most by a Husker this season. The previous high was 12 by Andrew Morgan against Murray State.
- Nebraska with a 14-0 run in the first half, marking the Huskers' 14th double-figure run of the season.

3,930

Career points scored between Brice and his father, Henry, who played at Charlotte from 1988 to 1992. Henry, who was Charlotte's all-time leading scorer, totaled 2,383 points in his career while Brice went over the 1,500-point mark for his career on Dec. 30 against Southern.

70

Over the last two-plus seasons, Nebraska has been exceptional when holding opponents to 70 points or less. The Huskers are 41-4 (.911) when holding opponents to 70 points, including 36 straight wins since a 65-62 overtime loss to No. 4 Purdue on Dec. 10, 2022.

buzzer to send the game into overtime tied at 76. Iowa took control of the extra period, opening with a 9-0 run and went 14-of-16 from the charity stripe to withstand NU's hopes for a comeback.

CHASING 1,000

Nebraska now has a trio of 1,000-point scorers on its roster (Brice Williams, Rienk Mast, Rollie Worster) with two more looking to join the club in the near future. Rollie Worster became Nebraska's most recent 1,000-point scorer following his 11-point effort against UCLA on Jan. 4. Andrew Morgan comes into the Purdue game needing just 18 points to reach 1,000 points, while Juwan Gary enters Sunday's game with 964 career points. Williams went over 1,500 career points on Dec. 30 against Southern.

Career Points (as of Jan. 10)	
Player	Total
Brice Williams	1,574
Rienk Mast	1,396
Rollie Worster	1,019
Andrew Morgan	982
Juwan Gary	964

TWICE IS NICE FOR BRICE

Brice Williams has been honored twice in the past three weeks, earning conference and national honors for his efforts. It marked the first time a Husker had earned the USBWA's weekly honor since it began in 2010-11.

• Williams was named one of five USBWA National Players of the Week and the Big Ten Player of the Week on Dec. 16 following his effort against Indiana. In that game, Williams had a then-high 30 points, six rebounds and five assists in NU's win over the Hoosiers. He was 10-of-15 from the field and 8-of-11 from the foul line and scored nine of his 30 points in the final 6:30 after Indiana closed to within 68-67.

• He shared the USBWA honor and was named Lute Olson National Player of the Week after helping NU win the Diamond Head Classic. Williams averaged 28.5 ppg on 61 percent shooting along with 4.5 rebounds, 3.5 assists and 2.0 steals per game in helping NU go 2-0. He matched his career high with 32 points in the semifinal win over Hawai'i and totaled 25 points, seven rebounds and four assists in the title game win over Oregon State.

A QUICK LOOK AT THE 2024-25 HUSKERS

Nebraska enters the 2024-25 season with a solid group of returners and a deep group of transfers. NU returned six players - not including Rienk Mast, who will miss all of 2024-25 following knee surgery - who saw action a season ago, including returning starters Brice Williams and Juwan Gary. In addition, junior guard Sam Hoiberg was one of three Huskers who played in all 34 games in 2023-24. Nebraska added seven Division I transfers, all of whom are in NU's rotation so far.

• Of the nine players who have been in the rotation through the first 15 games, six are in their first season of action for Nebraska. Newcomers account for more than half of NU's minutes (60%), scoring (55%), rebounds (68%) and assists (60%). Seven of NU's top 10 scorers are in their first year of competition at Nebraska.

• Nebraska's active roster features three players who have started a combined 72 games at Nebraska entering the 2024-25 season: Juwan Gary (37); Brice Williams (34) and Sam Hoiberg (1), but that tells only part of the story. The 16 active players have combined to start 380 career games at the Division I level. That list includes Rollie Worster (101); Brice Williams (61); Andrew Morgan (59); Juwan Gary (55); Braxton Meah (47); Ahron Ulis (27); Connor Essegian (19); Berke Büyüküntüncel (8) and Gavin Griffiths (3). In addition, Rienk Mast has 111 career starts, including 32 games last season at Nebraska, but will redshirt this season.

• Nebraska features one of the oldest rosters in the country. Of the 17 players on the 2024-25 roster, nine have played at least three seasons of college basketball. Juwan Gary, Brice Williams and Rienk Mast are all in their sixth year of college while Braxton Meah, Ahron Ulis and Rollie Worster are beginning their fifth season of college basketball. According to research by Chris Kowalczyk at VCU, Nebraska is one of 10 programs nationally with at least six players who are in their fifth year or greater in college basketball.

WILLIAMS LOOKS TO BUILD ON POSTSEASON SUCCESS

Brice Williams has built upon a strong finish in the early stages of the 2024-25 season. The 6-foot-7 senior enters the Purdue game averaging a career-best 19.4 points per game. He has reached double figures 14 times, including a pair of 30-point games and seven 20-point performances.

• Williams is tied for second in the Big Ten in scoring and fourth in free throw percentage while also shooting 41 percent from 3-point range.

• He comes off a 28-point effort at Iowa, when he hit four 3-pointers, including a buzzer beater to send the game to overtime. It was his seventh game with at least 25 points this season.

• He was the MVP of the Diamond Head Classic, averaging 22.0 points per game on 56 percent shooting, along with 3.7 rebounds, 3.0 assists and 2.0 steals per game. He tied a career high with 32 points in the semifinal win over Hawai'i and had 25 points, seven boards and four assists against Oregon State.

• Williams has five career 30-point games including his time at Charlotte. This season, he tied his career high with 32 points at Hawai'i on Dec. 23 and had 30 points against Indiana on Dec. 13

• He is shooting a career-best 90.9 percent from the foul line to rank fourth in the Big Ten in free throw percentage. He is bidding to become the third player in school history to shoot 90 percent from the foul line (Jack Moore, 1980-81 and 1981-82; Cary Cochran, 2001-02).

Tracking Williams		
Category	No.	B1G Rk
Scoring	19.4	t-2nd
FT Made/Gm	6.0	2nd
FT Att/Gm	6.6	3rd
Free Throw Pct.	.909	4th
20-Point Games	7	t-4th
30-Point Games	2	t-1st

HUSKERS IN THE NBA

A trio of former Nebraska Cornhuskers were on opening night rosters for the 2024-25 season. Dalano Banton and Bryce McGowens are teammates on the Portland Trail Blazers, while Jack McVeigh is a rookie with the Houston Rockets. It is the fourth straight season that Nebraska has had multiple players on NBA rosters.

Banton comes off his best season as a professional, averaging 10.3 points 3.3 rebounds and 2.4 assists per game while splitting time with both the Boston Celtics and Portland Trailblazers. He flourished after his trade with Portland, averaging 16.7 points, 4.8 rebounds and 3.6 assists per game in 30 games. Banton begins his fourth NBA season after being a second-round pick in 2021. After sitting out the 2019-20 campaign, Banton played in all 27 games, including 22 starts, for the Huskers in 2020-21, averaging 9.6 points per game while leading the Huskers in both rebounding (5.9) and assists (3.9) per game. He was the first Husker since 1974 to lead NU in both rebounding and assists in the same season. Banton posted the second triple-double in school history with 13 points, 11 rebounds and 10 assists in just 21 minutes against Doane and totaled 14 games in double figures.

McGowens begins his third NBA season, as he is on a two-way contract with the Trail Blazers after signing with the organization over the summer. McGowens spent the first two years with the Charlotte Hornets, playing in 105 career games and averaging 5.2 points, 1.9 rebounds and 1.0 assists per game. McGowens was the No. 40 overall pick in 2022, the highest drafted Husker since 1998. At Nebraska, he was a third-team All-Big Ten performer as a freshman in 2021-22, averaging a team-high 16.8 points and 5.2 rebounds per game. An eight-time Big Ten Freshman of the Week, McGowens had 11 games with 20-or-more points, including a season-high 29 points against both Sam Houston and Rutgers.

McVeigh is with the Houston Rockets after signing a two-way contract prior to the 2024 Paris Olympics. He played in a pair of preseason games for the Rockets, averaging 7.5 ppg on 60 percent shooting and 3.0 rebounds per game. This is his rookie season after he played professionally in Australia and Germany, and he became the 16th Husker to play in the NBA when he made his debut on Nov. 6, 2024. McVeigh comes off a strong performance in the 2024 Olympics, averaging 9.5 points per game on 52 percent shooting, including 10-of-19 (.526) from 3-point range. McVeigh played three seasons at Nebraska before returning home to begin his professional career. His best year was in 2016-17, when he averaged 7.5 points and 2.5 rebounds per game in 30 games, including 11 starts. He was a member of the Huskers' 2017-18 team that won 23 games, including a school record 13 conference games.

In addition to the three former Husker players in the NBA, Tyronn Lue is in his fifth season as head coach of the Los Angeles Clippers. Lue, who played at Nebraska from 1996-98, has guided the Clippers to a 184-134 record and three postseason appearances in his four seasons. Last year, he coached Los Angeles to a Pacific Division title. Before taking the Clippers job, Lue led the Cleveland Cavaliers to a 128-83 record, three NBA Finals appearances and the franchise's first NBA title in 2016.

HUSKER COACHING STAFF

- Nate Loenser is in his fourth season on the Husker staff and coordinates much of Nebraska's defense. He joined the Husker program after spending five seasons with the Chicago Bulls organization. Loenser was an assistant coach for the Bulls under both Fred Hoiberg and Jim Boylan for three seasons. He also served as the Bulls' video coordinator and head coach of the Windy City Bulls. Loenser worked with Hoiberg at Iowa State for two seasons.
- Adam Howard is in his third year on the coaching staff and works with Head Coach Fred Hoiberg on the offensive end. He was selected to participate in the 2023 and 2024 TopConnect Basketball Symposiums, an event featuring some of the nation's top assistant coaches. Prior to joining the NU staff, he spent four years at South Alabama, helping the program to 75 wins in that span after the program had seven straight losing seasons. In 2021-22, South Alabama won 21 games, the school's highest total since 2008. Howard also coached at Troy, Tennessee, Southern Miss and Morehead State after playing collegiately at Western Kentucky.
- Ernie Zeigler is in his third year at Nebraska and works with special situations on game days, including. He joined the NU staff in August of 2022 after spending six years on Ben Howland's staff at Mississippi State. The Bulldogs had four postseason appearances between 2018-22. Zeigler spent six seasons as the head coach at Central Michigan (2007-12) and previously served stints at UCLA, Pittsburgh, Kansas State, Detroit, and Bowling Green. He helped UCLA to an NCAA runner-up appearance in 2006.

HOIBERG'S HUSKER TIES

- While Fred Hoiberg grew up in Ames and played his high school (Ames High School) and college basketball (Iowa State) there, he was born in Lincoln and has numerous ties to the city and to the University of Nebraska.
- Fred's father (Eric) and mother (Karen) both earned their undergraduate degrees from Nebraska in 1966. In fact, Eric earned his undergraduate degree, Master's degree, and Ph.D. in sociology from the university.
 - His maternal grandfather was former Husker basketball coach Jerry Bush. Known as the "Big Bear of the Coliseum," Bush guided NU from 1955 to 1963, and directed two of the greatest upsets ever – a 43-41 victory over No. 4 Kansas and Wilt Chamberlain, and a 55-48 victory over No. 1 Kansas State and Olympian Bob Boozer during the 1957-58 campaign.
 - His paternal grandfather (Otto) received his Master's Degree and Ph.D from Nebraska. He joined the faculty of the University of Nebraska in 1948, where he taught sociology and served as director of the community development program in the University of Nebraska Extension Division.
 - Fred's son (Sam) is in his fourth season on the Husker basketball team after walking on. Fred and Sam are one of 20 father-son duos in Division I this season.

- His 19.4 ppg scoring average is the second-highest average by a Husker after 15 games in the Big Ten era (2011-12 to present). The last Husker to finish a season averaging at least 18 points per game was James Palmer Jr. (19.7 in 2018-19).
- Williams had 28 points against Saint Mary's on Nov. 17 and 27 points in the season opener against UTRGV on Nov. 4. His 27-point night vs. UTRGV was one of the highest opening-night totals by a Husker in the last 30 years.

Williams' emergence began during the Huskers' 2024 postseason run when he averaged 23.3 points per game during the Big Ten and NCAA Tournaments. He had more 20-point games in three postseason games (three) than in 31 regular-season games (two) during 2023-24. His 23.3 ppg after the end of the regular season is the highest by a returning Big Ten player entering 2024-25.

GARY RETURNS AS HUSKERS' GLUE GUY

- One luxury Nebraska has is the return of senior forward Juwan Gary. The 6-foot-6 senior from Columbia, S.C, has shown the ability to stuff a stat sheet, but revels in doing the little things to help NU be successful.
- Gary comes into the Purdue game averaging 11.7 points, 4.5 rebounds and 1.3 steals per game. He is second on the team in scoring, blocked shots and steals while guarding the opponent's top frontcourt scorer.
 - Gary comes off his first double-double of the season at Iowa with 13 points and a season-high 13 rebounds.
 - He had 10 points, including three 3-pointers, four rebounds and a pair of steals in the win over No. 15 UCLA.
 - Gary helped Nebraska to the Diamond Head Classic title, averaging 14.7 points on 50 percent shooting while helping limit NU's three opponents to just a combined 37 percent shooting.
 - He had a season-high 21 points on 8-of-10 shooting in the semifinal win at Hawai'i.
 - Gary enjoyed a solid performance in the win over North Florida, finishing with 18 points, five rebounds and two blocked shots in just 23 minutes of action.
 - He keyed NU's win over No. 14 Creighton on Nov. 22 with 16 points, including a pair of 3-pointers, seven boards and a pair of steals in the 74-63 win.
 - He had a 19-point, five-assist effort against FDU on Nov. 14. His five assists were a career high while he also went 7-of-8 from the foul line.
- It continues a trend of Huskers making significant third-year jumps under Hoiberg, as Keisei Tominaga (2024) and Derrick Walker (2023) both earned All-Big Ten honors in their third year at Nebraska after transferring into the program. Last season, Gary averaged a career-best 11.6 points per game on nearly 50 percent from the floor. He tallied 16 double-doubles after posting 20 during his first four collegiate seasons.

ESSEGIAN ENJOYING CAREER YEAR

Connor Essegian has proved to be an impact transfer for the Huskers. The 6-foot-4 guard is averaging 11.3 points per game on nearly 42 percent shooting while pacing the Huskers in 3-pointers with 38.

- He is fourth in the Big Ten in 3-pointers per game (2.5/gm) and ninth in 3-point percentage (.407) as of Jan. 10.
- Essegian's numbers compare favorably to his freshman season at Wisconsin, when he was on the All-Big Ten Freshmen team and set a school freshman record with 69 3-pointers.
- He has three 20-point performances among his seven double-figure efforts this season.
- Essegian posted his most recent 20-point game with 20 points, including six 3-pointers, and a season-high six rebounds against Southern on Dec. 30.
- He shined off the bench in Nebraska's win over South Dakota on Nov. 27, establishing career highs in points (29), assists (five) and 3-pointers (six).
- His 29-point performance is the highest-scoring effort by a Husker reserve in the last 50+ seasons. Over the last 30 years, only two Husker reserves (Jamel White vs. Missouri, 1/28/06; Erick Strickland vs. Missouri, 1/30/93) had scored 28 points off the bench.
- According to CBB Reference, the only other Husker in the last 20+ seasons to have at least 29 points, along with five assists and five 3-pointers in a game was Teddy Allen against Penn State in 2021.
- Essegian followed up with a 22-point effort against North Florida on 8-of-10 shooting, as he matched his career high with six 3-pointers.
- With six 3-pointers against both South Dakota and North Florida, Essegian joined Cary Cochran as the only Huskers in program history with consecutive games with at least six 3-pointers.
- He was instrumental in NU's win at No. 14 Creighton on Nov. 22 with 15 points in 21 minutes off the bench and had 13 points in the win over Indiana on Dec. 13.

PORTAL ADDITIONS APLENTY

Nebraska loaded up in the transfer portal, adding six Division I transfers in the offseason, including five from power conference programs. In addition, the Huskers regain the services of Iowa transfer Ahron Ulis, who sat out the 2023-24 season. In all, the seven newcomer transfers have combined for over 4,100 career points, 2,100 rebounds and nearly 900 assists in their collegiate careers.

Highest Scoring Average Thru 15 Games (Big Ten Era)		
No.	PPG	Player (Year)
1.	20.1	James Palmer Jr. (2018-19)
2.	19.0	Terran Petteway (2014-15)
3.	19.4	Brice Williams (2024-25)
4.	17.5	Shavon Shields (2014-15)
5.	17.7	Tai Webster (2016-17)
6.	17.3	Andrew White III (2015-16)
7.	17.2	Terran Petteway (2013-14)

Comparing Essegian					
Player	MPG	PPG	FG Pct	3 Pt Pct.	FT Pct.
2022-23 (Wis.)	27.4	11.7	.404	.359	.884
2024-25 (Neb.)	23.2	11.3	.419	.407	.824

BERKE BREAKS OUT

Berke Büyüktuncel has been a valuable addition to the Husker lineup. The 6-foot-10 sophomore leads NU in rebounding (6.5 rpg) and blocked shots (0.9 bpg) while chipping in 7.6 ppg.

- Büyüktuncel earned a spot on the Diamond Head Classic All-Tournament team after chipping in 8.0 ppg, 8.0 rpg and 1.3 spg in three games. He matched his career high with nine rebounds in each of the first two games before scoring a career-high 16 points on 6-of-8 shooting in the title game against Oregon State.
- He has four double-figure efforts this season after having just two during his freshman season at UCLA, including 15 points against Saint Mary's and 12 points and nine rebounds in a win at No. 14 Creighton.
- Büyüktuncel has eight games with at least seven rebounds, including nine on four occasions (at Creighton, Murray State, Hawai'i, Southern and UCLA). He is averaging 7.5 rebounds per game over the last six contests dating back to Dec. 22.

WORSTER, ULIS ARE AT THE POINT

One of the biggest changes for the Huskers is in the backcourt with the additions of Rollie Worster and Ahron Ulis to the Husker lineup. Worster, who played at both Utah State and Utah, has started all 15 games, averaging 8.7 points, 4.2 rebounds and 2.7 assists per game. He has been in double figures six times, including a season-high 18 points and nine rebounds against UTRGV and 11 points and four rebounds vs. No. 14 Creighton. Worster posted his second double-figure day against a ranked opponent when he had 11 points and four rebounds vs. No. 15 UCLA and had 14 points in the overtime loss at Iowa.

Ulis, who played three seasons at Iowa and started for the Hawkeyes' 2022-23 NCAA Tournament team, has provided a spark off the bench, averaging 3.0 points and 1.7 assists per game while posting a 2.7-to-1 assist-to-turnover ratio. He scored a season-high 10 points, along with three assists and two steals against North Florida and had three points, two rebounds and two assists in the win over Indiana. He missed four games after suffering an ankle injury prior to NU's first game in Hawaii but returned for Nebraska's win over No. 15 UCLA on Jan. 4.

MEAH AND MORGAN TEAM TALL TALES

Braxton Meah and Andrew Morgan combine to give the Huskers a pair of frontcourt performers with different skill sets.

Meah has started 14 of 15 games, as the Washington transfer is the tallest Husker on the roster since Sergej Vucetic during the 2012-13 and 2013-14 seasons. Meah averages 3.4 points on 73 percent shooting and 3.6 rebounds per game. He scored a season-high 12 points and added five rebounds in the win over South Dakota on Nov. 27. He has grabbed five or more rebounds six times, including a season-high six rebounds in the win over No. 14 Creighton on Nov. 22. In that game, he helped limit Ryan Kalkbrenner without a field goal after he entered the game averaging nearly 26 points per game on 89 percent shooting. Last year, Meah led the Huskies in field goal percentage (.770) and blocked shots (27) last season.

Morgan, a transfer from North Dakota State, comes off the bench and averages 8.1 points on 56 percent shooting and 4.9 rebounds per game. He is second on the team in rebounding and has eight double-figure efforts off the bench. Morgan posted his first double-double of the season against Murray State with 12 points and a season-high 12 boards. He keyed NU's win over No. 15 UCLA with 12 points and led NU in scoring at Michigan State with 14 points. Morgan was a two-year starter at North Dakota State who earned All-Summit League honors in 2024.

HOME SWEET HOME

The Huskers have made Pinnacle Bank Arena a formidable home court in recent seasons under Fred Hoiberg. This season, NU is 8-0 at home with six wins coming by double figures.

- Nebraska has won 20 straight games inside PBA dating back to December of 2023, matching the school record for consecutive home wins.
- In 2023-24, Nebraska went 18-1 at home, setting a school record for home wins in a season. The .947 mark in 2023-24 was NU's best home mark by winning percentage since 1965-66 when NU went 11-0 at home.
- NU was a perfect 10-0 at home in Big Ten play, marking the third time NU has posted an unblemished home conference mark since World War II (also 1965-66 and 2017-18).
- Husker fans filled up Pinnacle Bank Arena in 2023-24, averaging 14,597 fans per game to rank 15th nationally. Nebraska has ranked in the top 15 nationally in attendance in every season but one since Pinnacle Bank Arena opened in 2013-14. In all, seven of the top 25 schools in average attendance came from the Big Ten Conference.
- As of Jan. 6, Nebraska averages 14,888 fans per game, a total which is 10th nationally.

Comparing Berke

Player	MPG	PPG	RPG	APG	FG Pct.
2024-25	23.3	7.6	6.5	1.4	.481
2023-24	16.3	4.5	2.5	0.4	.385

Tallest Huskers (since 1951)

No.	Player	Ht.	Years
1.	Rich King	7-2	1988-91
2.	Braxton Meah	7-1	2025
	Sergej Vucetic	7-1	2013-14
3.	Kelly Lively	7-0	1989-91
	Dave MacFarlane	7-0	1980
	Oleg Kojenets	7-0	2022-23

Best Home Record by Percentage (Min. 10 games)

No.	Pct	Record	Season
1.	1.000	11-0	1965-66
	1.000	10-0	1920-21
	1.000	10-0	1912-13
4.	.947	18-1	2023-24
5.	.944	17-1	1982-83

GATE SCREENING ADDED FOR 2024-25 SEASON

Pinnacle Bank Arena will utilize new gate screening technology during the upcoming men's and women's basketball seasons. The walk-thru frictionless technology should provide a more efficient gate screening process and enhance safety for Husker fans. The arena has secured the same gate screening technology that Nebraska Athletics introduced at Memorial Stadium ahead of the 2024 football season. Nebraska Athletics is excited to partner with Pinnacle Bank Arena in the advancement of safety and security initiatives surrounding home basketball games this coming season.

The new gate scanners have no impact on Pinnacle Bank Arena's Clear Bag Policy which remains in place for all home venues the Huskers compete in. Fans are encouraged to visit pinnaclebankarena.com for detailed information on that policy.

MOBILE TICKETS, CASHLESS CONCESSIONS & DOORDASH ORDERS AT PBA

Beginning with the 2024-25 winter sports, tickets for all Husker athletic events will be mobile. All men's and women's basketball tickets will be mobile this season with the remaining sports to complete the transition to fully mobile by fall of 2025.

Pinnacle Bank Arena concessions are all cashless, and the arena accepts all credit and debit cards, Apple Pay, Google Wallet, Samsung Pay, and Downtown Lincoln Gift Cards. In addition, Pinnacle Bank Arena has partnered with DoorDash for mobile order pickup at concession stands. Download the DoorDash app and when you're at the venue, open the app to order food and drinks from the concession stands. We'll let you know when your order is ready so you can head to the pickup window and pick up your order.

HUSKER FAMILY TIES

Several members of the 2024-25 Huskers have family members who have played basketball at the college or professional levels. The list is led by Fred Hoiberg, who played in the NBA for a decade after a standout career at Iowa State.

Henry Williams scored a school-record 2,383 points at Charlotte and his number 34 jersey was retired by the school, while Larry Griffiths was a 1,000-point scorer at Hartford.

Player	Relative	College (Sport)
Sam Hoiberg	Fred (Father)	Iowa State/NBA (MBB)
	Jack (Brother)	Michigan St./UT-Arlington (MBB)
Ahron Ulis	Tyler (Brother)	Kentucky/NBA (MBB)
Brice Williams	Henry (Father)	Charlotte (MBB)
Gavin Griffiths	Larry (Father)	Hartford (MBB)
	Karen (Mother)	Hartford (WBB)
Rollie Worster	Shannon (Sister)	Montana Western (WBB)
	Father (Scott)	Weber State (MBB)

92%

Nebraska is tied for fourth in the Big Ten with a 92 percent GSR rate, as the NCAA released its most recent rankings on Nov. 20. That includes all 18 members in the Big Ten Conference for the 2024-25 academic year.



BROADCAST NOTES

2024-25 RECORD

12-3/2-2 Big Ten

LAST GAME

Tues., Jan. 7
at Iowa.....L, 87-97 (OT)

UPCOMING GAMES

Sun., Jan. 12
at Purdue.....11 a.m.
Thurs., Jan. 16
Rutgers.....8 p.m.
Sun., Jan. 19
at Maryland.....11 a.m.

HEAD COACH

Fred Hoiberg (Iowa St., 1995)
Nebraska: 75-97 / 6th
Career: 190-153 / 11th

ASSISTANT COACHES

Adam Howard, 3rd season
Nate Loenser, 4th season
Ernie Zeigler, 3rd season

2024-25 SCHEDULE

4 UT Rio Grand Valley... W, 87-67
9 Bethune Cookman ... W, 63-58
13 FDU W, 86-60
17 vs. Saint Mary's L, 74-77
22 at Creighton W, 74-63
27 South Dakota W, 96-79

DEC

1 North Florida W, 103-72
7 at Michigan State * ... L, 52-89
13 Indiana * W, 85-68

Diamond Head Classic

22 vs. Murray St. W, 66-49
23 vs. Hawai'i W, 69-55
25 vs. Oregon State W, 78-66
30 Southern W, 77-43

JAN

4 UCLA * W, 66-58
7 at Iowa * L, 87-97 (OT)
12 at Purdue * 11 a.m.
16 Rutgers * 8 p.m.
19 at Maryland * 11 a.m.
22 USC * 8 p.m.
26 at Wisconsin * Noon
30 Illinois * 7:30 p.m.

FEB

2 at Oregon * 6:30 p.m.
5 at Washington * 9:30 p.m.
9 Ohio State * 1 p.m.
13 Maryland * 7:30 p.m.
16 at Northwestern * 2 p.m.
19 at Penn State * 5:30 p.m.
24 Michigan * 7 p.m.

MARCH

1 Minnesota * 1 p.m.
4 at Ohio State * 8 p.m.
9 Iowa * 11:30 a.m.
12-
16 at Big Ten Tournament
*Big Ten Game; All times listed at central

CONNOR ESSEGAN (EH-SEE-JIN)



GP/GS	PPG	RPG	APG	SPG	FG%	3PT%	FT%
2024-25 15/3	11.3	2.8	0.9	0.5	.419	.407	.824
B1G 4/1	5.5	2.8	1.3	1.0	.273	.235	.750
Career 83/22	8.2	2.4	0.6	0.2	.404	.361	.870

G / 6-4 / 190 / Jr. / Fort Wayne, Ind.

Last Game: Totaled six points, four rebounds, two assists and two steals at Iowa
◀ Has three 20-point games in 2024-25 and four games with five-or-more 3-pointers
◀ Set career highs in points (29), assists (five) and 3-pointers (six) vs. South Dakota
◀ Played for Armenian National Team in 2024, averaging 13.0 ppg and 5.5 rpg in two games

Pts.	29, vs. USD (11/27/24)
Reb.	11, at Indiana 1/14/23
Asst.	5, vs. USD (11/27/24)
Stls.	2, Five Times
Bl.	1 at Minn. (3/5/23)

SAM HOIBERG



GP/GS	PPG	RPG	APG	SPG	FG%	3PT%	FT%
2024-25 15/0	3.1	2.3	1.5	1.5	.471	.357	.818
B1G 4/0	4.3	2.8	1.8	1.3	.667	.500	.875
Career 70/1	3.5	2.4	1.2	0.9	.442	.341	.753

G / 6-6 / 185 / Jr. / Lincoln, Neb.

Last Game: Had six points, five rebounds and three assists at Iowa
◀ Finished with seven points, three steals, two assists and three boards vs. No. 15 UCLA
◀ Had a season-high nine points and three steals vs. South Dakota
◀ Junior guard who averaged 3.4 ppg and led NU with a 2.45-to-1 asst.-to-TO ratio in 2023-24

Pts.	15, Two Times
Reb.	7, vs. SCSU (12/29/23)
Asst.	5, Southern (12/30/24)
Stls.	4, Two Times
Bl.	1, Five Times

AHRON ULIS (YOU-LISS)



GP/GS	PPG	RPG	APG	SPG	FG%	3PT%	FT%
2024-25 11/0	3	1.7	1.7	0.6	.342	.200	.364
B1G 4/0	1.3	0.8	1.8	0.3	.250	.250	.000
Career 95/27	3.9	1.6	1.9	0.5	.370	.293	.742

G / 6-3 / 190 / Sr. / Chicago, Ill.

Last Game: Dished out an assist in seven minutes at Iowa
◀ Iowa transfer with 10 points, three assists and two steals vs. North Florida
◀ Started 27 games at guard in 2022-23, averaging 6.1 ppg, 2.1 apg as Iowa reached NCAA Tournament
◀ First-team All-Illinois by AP as a senior (20.3 ppg, 4.1 rpg and 2.8 apg) at Marian Catholic

Pts.	17, at Mich. St. (1/26/23)
Reb.	7, Iowa St. (12/8/22)
Asst.	8, vs. W. Mich. (11/22/21)
Stls.	3, Illinois (12/6/21)
Bl.	1, Five Times

BRICE WILLIAMS



GP/GS	PPG	RPG	APG	SPG	FG%	3PT%	FT%
2024-25 15/15	19.4	3.6	2.4	1.2	.492	.410	.909
B1G 4/4	21.3	4.0	2.3	1.3	.463	.400	.871
Career 137/76	11.3	4.2	1.4	0.7	.399	.395	.835

G / 6-7 / 214 / Sr. / Huntersville, N.C.

Last Game: Finished with a team-high 28 points, including four 3-pointers, at Iowa
◀ MVP of Diamond Head Classic (22 ppg, 3.7 rpg, 3.0 apg, 2.0 spg); 32 pts at Hawai'i
◀ B1G & National POW after 30-point, six-rebound, five-assist effort vs. Indiana
◀ Started all 34 games in 2023-24, averaging 13.4 ppg, 5.5 rpg, 2.5 apg, 1.1 spg

Pts.	32, Two Times
Reb.	13, vs. Rice (2/25/23)
Asst.	9, Purdue (1/9/24)
Stls.	4, vs. Indiana (1/3/24)
Bl.	3, Four Times

JUWAN GARY (JUH-WAHN)



GP/GS	PPG	RPG	APG	SPG	FG%	3PT%	FT%
2024-25 15/15	11.7	4.5	1.0	1.3	.411	.333	.750
B1G 4/4	11.5	6.3	0.5	1.0	.347	.353	.545
Career 119/70	8.1	4.5	0.7	0.9	.478	.280	.654

F / 6-6 / 226 / Sr. / Columbia, S.C.

Last Game: Collected his first double-double of the year with 13 points and 13 boards at Iowa
◀ Scored season-high 21 points, along with four rebounds and two blocks at Hawai'i
◀ Keyed NU's win over No. 14 Creighton with 16 points, seven boards and two steals
◀ 3rd-year starter averaged career-high 11.6 ppg in 2023-24; 2nd on team with 5 double-doubles

Pts.	22, Minn. (2/25/24)
Reb.	18, at K-State (12/17/23)
Asst.	5, vs. FDU (11/13/24)
Stls.	5, B-CU (11/9/24)
Bl.	3, Two Times

BRADEN FRAGER



GP/GS	PPG	RPG	APG	SPG	FG%	3PT%	FT%
2024-25 0/0	0.0	0.0	0.0	0.0	.000	.000	.000
B1G 0/0	0.0	0.0	0.0	0.0	.000	.000	.000
Career 0/0	0.0	0.0	0.0	0.0	.000	.000	.000

F / 6-7 / 220 / Fr. / Lincoln, Neb.

Last Game: Has not played in 2024-25 and will likely redshirt
◀ True freshman who graduated high school a year early to begin his college career
◀ Averaged 18.3 points, 7.0 rebounds, 1.2 assists & 1.2 steals per game at Lincoln SW in 2023-24
◀ Ranked among the top-200 players in the class of 2025 before reclassifying; Turned 18 on Nov. 10

Pts.	N/A
Reb.	N/A
Asst.	N/A
Stls.	N/A
Bl.	N/A

JEFFREY GRACE III



GP/GS	PPG	RPG	APG	SPG	FG%	3PT%	FT%
2024-25 6/0	0.8	0.5	0.0	0.0	.500	.000	1.000
B1G 1/0	0.0	0.0	0.0	0.0	.000	.000	.000
Career 33/0	0.5	0.3	0.1	0.0	.500	.000	.500

G / 6-3 / 197 / Jr. / Elmhurst, Ill.

Last Game: Saw limited action in the OT loss at Iowa
◀ Academic All-Big Ten pick who played in 27 games over the last two seasons after walking on
◀ Participated in No Filter Life Skills trip to Ecuador in August of 2024
◀ Averaged 11.0 ppg, 5.0 rpg and 3.0 apg as a senior at York (Ill.) High School in 2020-21

Pts.	3, vs. FDU (11/13/24)
Reb.	1, Eight Times
Asst.	1, Three Times
Stls.	1, at Md. (1/28/23)
Bl.	N/A

BERKE BÜYÜKTÜNCEL (BEAR-KEH BUH-YOOK-TOON-JELL)



GP/GS	PPG	RPG	APG	SPG	FG%	3PT%	FT%
2024-25 14/13	7.6	6.5	1.4	1.1	.481	.313	.704
B1G 4/3	5.0	4.5	1.3	1.0	.350	.571	.400
Career 40/21	5.6	3.9	0.8	0.5	.427	.304	.657

F / 6-10 / 224 / So. / Bursa, Türkiye

Last Game: Finished with eight points, three boards, two blocks and two steals at Iowa
◀ Totaled a career-high 16 points, including 3-of-4 from 3, and six boards vs. Oregon State
◀ Finished with 12 points, nine boards and two assists vs. No. 14 Creighton
◀ Represented Türkiye at 2024 European U20 Champs.; 12.0 ppg, 7.7 rpg, 1.3 bpg and 1.3 spg

Pts.	16, vs. Oregon St. (12/25/24)
Reb.	9, Three Times
Asst.	3, Four Times
Stls.	3, Two Times
Bl.	3, vs. St. Mary's (11/17/24)

GAVIN GRIFFITHS



GP/GS	PPG	RPG	APG	SPG	FG%	3PT%	FT%
2024-25 9/0	3.0	2.3	0.9	0.4	.367	.238	.000
B1G 1/0	0	0	1.0	1.0	.000	.000	.000
Career 41/3	5.2	2.2	0.7	0.3	.329	.275	.600

G / 6-7 / 193 / So. / Simsbury, Conn.

Last Game: Did not play at Iowa
◀ Matched his season high with eight points on 3-of-3 shooting vs. Southern
◀ Rutgers transfer had season highs in points (eight), boards (five) and blocks (two) vs. FDU
◀ Played in all 32 games in 2023-24; averaged 5.8 ppg, 2.2 rpg; 2nd on team in 3-pointers (31)

Pts.	25, Boston Univ. (11/10/23)
Reb.	6, at Purdue (2/2/24)
Asst.	3, Three Times
Stls.	3, IUU (12/16/23)
Bl.	2, Three Times

JUSTIN BOLIS



GP/GS	PPG	RPG	APG	SPG	FG%	3PT%	FT%
2024-25 0/0	0.0	0.0	0.0	0.0	.000	.000	.000
B1G 0/0	0.0	0.0	0.0	0.0	.000	.000	.000
Career 0/0	0.0	0.0	0.0	0.0	.000	.000	.000

F / 6-8 / 225 / So. / Lincoln, Neb.

Last Game: Has not played in 2024-25 and will likely redshirt
◀ Walk-on who played at Southeast (Neb.) CC last year, averaging 15.8 ppg and 8.7 rpg
◀ Totaled 11 double-doubles in 2023-24, including 21 points & 15 rebounds vs. North Iowa Area CC
◀ Played at Lincoln High for Coach Dan Noble and was named to Heartland Athletic Conf. team

Pts.	N/A
Reb.	N/A
Asst.	N/A
Stls.	N/A
Bl.	N/A

ANDREW MORGAN



GP/GS	PPG	RPG	APG	SPG	FG%	3PT%	FT%
2024-25 15/0	8.1	4.9	0.7	0.3	.558	.333	.673
B1G 4/0	11.0	4.8	0.8	0.8	.607	.250	.692
Career 100/59	9.8	4.8	0.9	0.3	.577	.364	.639

F / 6-10 / 242 / Sr. / Waseca, Minn.

Last Game: Finished with eight points and four boards in 20 minutes at Iowa
◀ Collected first double-double (5th of career) with 12 points & 12 boards vs. Murray State
◀ Led Nebraska with 14 points and seven rebounds in 28 minutes at Michigan State
◀ Second-team All-Summit League in 2023-24, averaging 12.9 ppg on 56 percent shooting

Pts.	31, Kansas City (2/8/04)
Reb.	14, Crown (11/20/22)
Asst.	4, Two Times
Stls.	2, Four Times
Bl.	3, at N. Dakota (12/30/22)

ROLLIE WORSTER (RAW-LEE WOOSTER)



GP/GS	PPG	RPG	APG	SPG	FG%	3PT%	FT%
2024-25 15/15	8.7	4.2	2.7	1.0	.461	.240	.660
B1G 4/4	9.5	2.8	2.0	1.3	.500	.167	.563
Career 118/116	8.6	4.5	3.9	1.0	.415	.288	.756

G / 6-5 / 220 / Sr. / Missoula, Mont.

Last Game: Totaled 14 points on 6-of-9 shooting and four boards at Iowa
◀ Went over 1,000 career points with 11 points and four boards vs. UCLA
◀ Utah transfer who started 76 of 77 games in three seasons and 25 times at Utah St. in 2020-21
◀ Averaged 9.9 ppg, 5.5 apg and 4.9 rpg in 2023-24, led Pac-12 in asst.-to-TO before injury in Jan.

Pts.	19, Two Times
Reb.	11, Arizona (12/1/22)
Asst.	10, Four Times
Stls.	6, E. Wash (11/6/23)
Bl.	2, Oregon St. (2/3/22)

NICK JANOWSKI



GP/GS	PPG	RPG	APG	SPG	FG%	3PT%	FT%
2024-25 0/0	0.0	0.0	0.0	0.0	.000	.000	.000
B1G 0/0	0.0	0.0	0.0	0.0	.000	.000	.000
Career 0/0	0.0	0.0	0.0	0.0	.000	.000	.000

G / 6-4 / 208 / Fr. / Pewaukee, Wis.

Last Game: Has not played in 2024-25 and will likely redshirt
◀ Totaled 2,297 career points en route to winning three state titles at Pewaukee High School
◀ Averaged 30.8 ppg, 8.2 rpg, and 4.4 apg as a senior in earning first-team all-state honors
◀ Top-150 recruit whose teams went a combined 106-14 during his four-year career

Pts.	N/A
Reb.	N/A
Asst.	N/A
Stls.	N/A
Bl.	N/A

CALE JACOBSEN



GP/GS	PPG	RPG	APG	SPG	FG%	3PT%	FT%
2024-25 12/0	0.7	0.8	0.7	0.3	.300	.143	1.000
B1G 4/0	0.8	0.5	0.0	0.0	.333	.333	.000
Career 32/0	0.7	0.4	0.4	0.2	.400	.200	.571

G / 6-4 / 200 / So. / Ashland, Neb.

Last Game: Saw limited action at Iowa
◀ Career highs in minutes (16), assists (three), steals (two) and blocks (two) vs. UNF
◀ Played in 20 games as a redshirt freshman in 2023-24, primarily in situational roles
◀ Averaged 17.9 ppg, 6.1 apg, 5.8 rpg as a senior in leading Ashland-Greenwood to a state title

Pts.	4, vs. SCSU (12/29/23)
Reb.	4, vs. FDU (11/13/24)
Asst.	3, vs. UNF (12/1/24)
Stls.	2, vs. UNF (12/1/24)
Bl.	2, vs. UNF (12/1/24)

BRAXTON MEAH (MEE-UH)



GP/GS	PPG	RPG	APG	SPG	FG%	3PT%	FT%
2024-25 14/14	3.4	3.6	0.8	0.4	.733	.000	.375
B1G 4/4	2.5	2.5	0.5	0.5	.833	.000	.000
Career 132/61	4.7	4.3	0.3	0.3	.726	.000	.548

C / 7-1 / 265 / Sr. / Layton, Utah

Last Game: Had four points, two boards and two assists at Iowa
◀ Finished with 12 points on 6-of-6 shooting and five boards vs. South Dakota
◀ Had six boards and helped limit Creighton's Ryan Kalkbrenner without a field goal
◀ Fifth-year

NEBRASKA HEAD COACH FRED HOIBERG

NEBRASKA (2019-PRESENT)

- Hired as Nebraska's 28th men's basketball coach on March 30, 2019, a position his grandfather (Jerry Bush) held for nine seasons from 1954 to 1963.
- Guided Nebraska to the 2024 Diamond Head Classic title, the Huskers' first MTE title since 2000
- Named Jim Phalen National Coach of the Year and shared Big Ten Coach-of-the-Year honors (coaches and media) in 2024.
- Coached Nebraska to a third-place finish in the Big Ten in 2023-24, the highest conference finish by NU since 1992-93.
- Guided Nebraska to its first NCAA Tournament appearance since 2014.
- Led Nebraska to its fourth win over a No. 1 team in school history and first time since 1982 (1/9/24 vs. No. 1 Purdue).
- Is the only coach in school history with two road wins against top-10 teams (2021-22 at No. 10 Wisconsin; 2022-23 at No. 7 Creighton).
- Guided Nebraska to three consecutive road wins over ranked opponents (No. 23 Ohio State and No. 10 Wisconsin in 2021-22 and No. 7 Creighton in 2022-23) for the first time in school history.
- Had NBA Draft Picks in both 2021 (Dalano Banton) and 2022 (Bryce McGowens) and has produced 12 players who have reached the NBA.

CHICAGO BULLS (2015-18)

- Coached the Chicago Bulls for three-plus seasons, posting a 115-155 record.
- Became just the fifth coach in franchise history to post a winning record in his debut season.
- Took the Bulls to the 2017 NBA Playoffs where they won the first two games against the top-seeded Boston Celtics, as the Bulls were the first No. 8 seed to take a 2-0 lead against a No. 1 seed since 1993.
- Was the fifth coach in NBA history to have each of his first two career playoff victories come on the road.

IOWA STATE (2010-15)

- Served as head coach at his alma mater for five seasons, posting a 115-56 record, which is the top winning percentage in school history (.673).
- Led the Cyclones to four straight NCAA Tournament appearances - a program record - while his 115 wins were the most in a five-year stretch in school history.
- Guided Iowa State to back-to-back Big 12 Tournament titles in 2014 and 2015.
- Produced four All-Americans, 12 All-Big 12 honorees and 10 players who played in the NBA.
- Named Big 12 Coach of the Year in 2012, as the Cyclones went from three conference wins to 12 in one season.
- Won 28 games and reached the NCAA Sweet 16 in 2014.
- Led the Big 12 in scoring offense in two of his last four seasons and topped the conference in 3-pointers four times in five years.

MINNESOTA TIMBERWOLVES (2005-10)

- Served as Vice President of Basketball Operations in 2009-10, overseeing the day-to-day operations of basketball programs including college and pro scouting, salary cap management and NBA Draft preparations.
- Was the Assistant General Manager for three seasons, helping the Timberwolves orchestrate a draft-day trade for five-time all-star Kevin Love in 2008.

AS AN NBA PLAYER (1995-2005)

- Spent 10 years in the NBA with the Indiana Pacers (four seasons), Chicago Bulls (four seasons) and Minnesota Timberwolves (two seasons) after being selected in the second round of the 1995 NBA Draft.
- Was a member of three NBA Playoff Teams, including a Timberwolves team that reached the 2004 Western Conference Finals.
- Shot 40 percent from 3-point range during his career and led the NBA in 3-point shooting in his final season (48.3, 2004-05).
- Ended his NBA career abruptly at the age of 33 after undergoing open-heart surgery to repair an aneurysm in his aortic root.

AS A PLAYER AT IOWA STATE (1991-95)

- Started all four seasons at Iowa State, averaging 15.8 points, 6.9 rebounds, 2.8 assists and 1.6 steals per game in his collegiate career.
- His No. 32 was retired by Iowa State in 1997 and he is a member of the Iowa State Hall of Fame.
- Garnered third-team All-America honors as a senior in 1994-95, averaging 19.9 points per game to help the Cyclones win a then-school-record 23 games and was named Big Eight Co-Male Athlete of the Year in 1995.
- Two-time Academic All-American who was inducted into the CSC Academic Hall of Fame in 2016.



FRED HOIBERG'S COLLEGIATE COACHING RECORD

Year	School	Overall Record	Pct.	Conf. Record	Pct	Conf. Finish	Postseason
2010-11	Iowa State	16-16	.500	3-13	.188	12th	None
2011-12	Iowa State	23-11	.676	12-6	.677	T-3rd	NCAA Third Round
2012-13	Iowa State	23-12	.657	11-7	.611	T-4th	NCAA Third Round
2013-14	Iowa State	28-8	.778	11-7	.611	T-3rd	NCAA Sweet 16
2014-15	Iowa State	25-9	.735	12-6	.677	T-2nd	NCAA Second Round
2019-20	Nebraska	7-25	.219	2-18	.100	14th	None
2020-21	Nebraska	7-20	.259	3-16	.158	14th	None
2021-22	Nebraska	10-22	.313	4-16	.200	T-13th	None
2022-23	Nebraska	16-16	.500	9-11	.450	T-11th	None
2023-24	Nebraska	23-11	.667	12-8	.600	T-3rd	NCAA First Round
2024-25	Nebraska	12-3	.800	2-2	.500	-	-
Totals	11th Season	190-153	.555	81-110	.424		

2024-25 RADIO/TV ROSTER



0 | CONNOR
ESSEGIAN

Jr. | G | 6-4 | 190



1 | SAM
HOIBERG

Jr. | G | 6-0 | 185




2 | AHRON
ULIS

Sr. | G | 6-3 | 190



3 | BRICE
WILLIAMS

Sr. | G | 6-7 | 214



4 | JUWAN
GARY

Sr. | F | 6-6 | 226



5 | BRADEN
FRAGER

Fr. | F | 6-7 | 220



8 | JEFFREY
GRACE III

Jr. | G | 6-3 | 200



9 | BERKE
BÜYÜKTUNCEL

So. | F | 6-10 | 244



12 | GAVIN
GRIFFITHS

So. | G | 6-7 | 193




20 | JUSTIN
BOLIS

So. | F | 6-8 | 225



23 | ANDREW
MORGAN

Sr. | F | 6-10 | 242




24 | ROLLIE
WORSTER

Sr. | G | 6-5 | 210



25 | NICK
JANOWSKI

Fr. | G | 6-4 | 208



31 | CALE
JACOBSEN

So. | G | 6-4 | 195



34 | BRAXTON
MEAH

Sr. | C | 7-1 | 265



35 | HENRY
BURT

So. | F | 6-7 | 222



51 | RIENK
MAST

Sr. | F | 6-10 | 260



FRED HOIBERG

Head Coach



ADAM HOWARD

Assistant Coach



NATE LOENSER

Assistant Coach



ERNIE ZEIGLER

Assistant Coach



KURT JOSEPH

Director of Men's
Basketball Strength &
Conditioning



LUCA VIRGILIO

Director of Basketball
Strategies & Business
Operations



EMMANUEL
TOMMY

Director of Player
Development



MICHAEL BANIA

Video
Coordinator



PADYN BORDERS

Recruiting
Coordinator



SHERYL BURBACH

Assistant Director of
Basketball Operations



ANDREW MCCABE

Athletic Trainer



PAT NORRIS

Equipment Manager



JAKE BLATTNER

Performance
Nutrition Coordinator



MATT THOME

NAPL Director



NIHILO IBARRA

Graduate Manager



JUSTIN MOORE

Graduate Manager



JOSIAH ALLICK

Graduate Manager



2024-25 Roster Page

THE LAST TIME...

Nebraska Team

Ranked in the top 5 (AP Poll) Never Happened
 Ranked in the top 10 (AP Poll) March 1, 1966
 Ranked in the top 20 (AP Poll) Jan. 2, 1995
 Ranked in the top 25 (AP Poll) Dec. 31, 2018 (No. 24)
 Ranked in the top 25 (USA Today Coaches Poll) Dec. 31, 2018 (No. 23)

Played AP Poll No. 1 ranked team def. No. 1 Purdue (88-72), 1/9/2024
 Defeated AP Poll No. 1 ranked team def. No. 1 Purdue (88-72), 1/9/2024
 Played AP Poll No. 2 ranked team lost at No. 2 Michigan (47-62), 1/9/13
 Defeated AP Poll No. 2 ranked team vs. No. 2 Oklahoma State (85-69), 2/5/1992
 Played Team Ranked 1-5 by AP def. No. 1 Purdue (88-72), 1/9/2024
 Defeated Team Ranked 1-5 by AP def. No. 1 Purdue (88-72), 1/9/2024
 Played Team Ranked 6-10 by AP won vs. No. 6 Wisconsin (80-72, OT), 2/1/2023
 Defeated Team Ranked 6-10 by AP vs. No. 6 Wisconsin (80-72, OT), 2/1/2023
 Defeated Team Ranked 11-25 by AP No. 14 UCLA (66-58), 1/4/2025
 Defeated Team Ranked 1-10 by AP on Road at No. 7 Creighton (63-53), 12/4/2022
 Defeated Ranked Team by AP on Road at No. 14 Creighton (74-63), 11/22/2024

Scored 100 or more points 103; North Florida, 12/1/2024
 Scored 90 or more points 103; North Florida, 12/1/2024
 Scored 80 or more points 87; at Iowa, 1/7/2025
 Scored less than 50 points 48; Wisconsin, 2/10/2021
 Scored less than 40 points 38; at Oregon, 12/15/2012
 Shot 75% from the field 750; vs. Nebraska-Omaha (42-56), 1/25/1988 \$
 Shot 70% from the field 723; vs. UNC Wilmington (34-47), 12/5/1997
 Shot 60% from the field 612; Indiana (30-49), 12/13/2024

Made 50 or more free throws Never Happened
 Made 40 or more free throws 43; vs. Texas (43-59), 1/3/1996 - \$
 Made 30 or more free throws 37; vs. UTSA (37-50), 12/20/2017
 Made 25 or more free throws 25; UCLA (25-29), 1/4/2025
 Attempted 60 or more free throws 60; vs. Kansas State (36-60), 1/11/1954 - \$
 Attempted 50 or more free throws 50; vs. UTSA (37-50), 12/20/2017
 Attempted 40 or more free throws 50; vs. UTSA (37-50), 12/20/2017
 Attempted 30 or more free throws 30; at Creighton (22-30), 11/22/2024
 Shot 100% from the foul line (min 10 att.) 1.000; at Illinois (14-14), 2/4/2024
 Shot 95% from the foul line (min 10 att.) 1.000; at Illinois (14-14), 2/4/2024
 Shot 90% from the foul line (min 10 att.) 909; at Hawai'i (10-12), 12/23/2024
 Shot 90% from the foul line (min 20 att.) 917; vs. Texas A&M (NCAA) (22-24), 3/22/2024

Made 20 or more 3-pointers Never Happened
 Made 15 or more 3-pointers 15; Kennesaw State (15-29), 12/22/2021
 Made 10 or more 3-pointers 13; Southern (13-30), 12/30/2024
 Made 0 3-pointers 0; vs. Jacksonville State (0-5), 12/18/2012
 Held Opponent to 0 3-pointers 0; Southeastern Louisiana, 11/22/2015
 Attempted 40 or more 3-pointers 41; vs. Nevada (9-41), 11/26/2020 \$
 Attempted 30 or more 3-pointers 30; Southern (13-30), 12/30/2024
 Attempted 20 or more 3-pointers 23; at Iowa (9-23), 1/7/2025
 Shot 75% from 3-point range (min. 10 att.) 750; vs. UT-Pan American (9-12), 12/2/2009 - \$
 Shot 60% from 3-point range (min. 20 att.) 609; Purdue (14-23), 1/9/24
 Shot 60% from 3-point range (min. 10 att.) 609; Purdue (14-23), 1/9/24
 Shot 50% from 3-point range (min. 20 att.) 538; Ohio State (14-26), 1/23/2024
 Shot 50% from 3-point range (min. 10 att.) 571; Indiana (8-14), 12/13/2024

Had 60 or more rebounds 60; vs. Oral Roberts, 12/22/1999
 Had 50 or more rebounds 50; South Carolina State, 12/29/2023

Had 30 or more assists 35; Northeastern Illinois, 12/21/1994
 Had 25 or more assists 25; Doane, 12/17/2020
 Had 20 or more assists 22; Southern, 12/30/2024
 Had 15 or more assists 22; Southern, 12/30/2024

Had 20 or more steals 23; vs. Texas Tech, 3/4/1999 - \$
 Had 15 or more steals 15; Indiana, 1/3/2024
 Had 10 or more steals 11; at Iowa, 1/7/2025

Had 15 or more blocked shots 15; vs. Coppin State, Dec. 6, 1996 - \$
 Had 10 or more blocked shots 14; at Northwestern, 1/2/2018

Had 30 or more turnovers 31; at Creighton, 12/11/2005
 Had 20 or more turnovers 20; South Carolina State, 12/29/2023
 Had 5 or less turnovers 2; vs. Duquesne, 11/22/2023 - #

Nebraska Player...

Had 20 or more points: 28; Brice Williams at Iowa, 1/7/2025
 Had 25 or more points: 28; Brice Williams at Iowa, 1/7/2025
 Had 30 or more points: 32; Brice Williams at Hawai'i, 12/23/2024
 Had 40 or more points: 41; Teddy Allen vs. Penn State, 2/23/2021
 Had 20 or more points in a half: 21; Brice Williams (2nd) at Hawai'i, 12/23/2024

Had No Player in Double Figures: vs. Ohio State, 1/21/2012
 Had Five Players with 10 or more points vs. North Florida, 12/1/2024
 Essegian (22); Gary (18); Williams (17); Morgan (13); Ulis (10)
 Had Six Players with 10 or more points North Dakota, 12/20/2023
 Wilcher (16); Lawrence (14); Tominaga (14); Williams (12); Gary (12); Allick (10)
 Two Huskers with 20 or more points, same game: at Hawai'i, 12/23/2024
 Brice Williams (32); Juwan Gary (21)
 Two Huskers with 25 or more points, same game: vs. Western Illinois, 11/9/21
 Alonzo Verge Jr. (26); Bryce McGowens (25)
 Three Huskers with 20 or more points, same game: Iowa, 3/10/2019
 James Palmer Jr. (30); Glynn Watson Jr. (23); Isaiah Roby (23)
 Two Huskers with 30 or more points, same game: vs. Oregon, 11/25/1995
 Tyrone Lue (30) & Jaron Boone (30) - only time in school history

Had 10 or more rebounds: 13; Juwan Gary at Iowa, 1/7/25
 Had 15 or more rebounds: 18; Juwan Gary at Kansas State, 12/17/2023
 Had 20 or more rebounds: 21; Kimani Ffriend vs. Oral Roberts, 12/22/1999
 Had 25 or more rebounds: 26; Bill Johnson vs. Iowa State, 1/4/1954 - \$
 Two Huskers with 10 or more rebounds, same game: at Kansas State, 12/17/2023
 (Juwan Gary-18; Rienk Mast-12)
 Three Huskers with 10 or more rebounds, same game: vs. Texas Tech, 1/19/2000
 (Steffon Bradford 16; Kimani Ffriend 12; Louis Truscott 11)

Had 5 or more 3-pointers: 5; Connor Essegian Southern (6-12), 12/30/2024
 Had 6 or more 3-pointers: 6; Connor Essegian Southern (6-12), 12/30/2024
 Had 7 or more 3-pointers: 7; Kobe Webster at Northwestern (7-12), 3/7/2021
 Had 8 or more 3-pointers: 8; Cary Cochran, vs. Baylor (8-13), 2/27/2002 - \$

Had 5 or more assists: 6; Brice Williams & 5; Sam Hoiberg vs. Southern, 12/30/2024
 Had 10 or more assists: 11; Alonzo Verge Jr. at Ohio State, 3/1/2022
 Had 15 or more assists: 15; Charles Richardson vs. Rutgers, 12/2/2006
 Had 18 or more assists: 18; Brian Carr, at Evansville, 1/3/1985 - \$

Had 5 or more blocked shots: 5; Isaiah Roby vs. Northwestern, 2/16/2019
 Had 6 or more blocked shots: 6; Isaiah Roby vs. Eastern Illinois, 11/11/2017
 Had 7 or more blocked shots: 7; John Turek vs. Colorado, 3/2/2005
 Had 9 or more blocked shots: 9; Mikki Moore vs. Coppin State, 12/6/1996 - \$
 Had 10 or more blocked shots: Never Happened

Had 5 or more steals: 5; Juwan Gary vs. Bethune-Cookman, 11/19/2024
 Had 6 or more steals: 6; Glynn Watson Jr. vs. Long Beach State, 11/26/2017
 Had 7 or more steals: 7; Brandon Richardson at Ohio State, 1/3/2012
 Had 8 or more steals: 8; Cookie Belcher vs. Oklahoma St., 2/7/2001 - \$
 Had 10 or more steals: Never Happened

Had Triple-Double (Points/Rebounds/Assists): Dalano Banton vs. Doane, 12/17/2020, 13/11/10
 Had Double-Double (Points/Rebounds):
 Juwan Gary (13 pts/13 reb) at Iowa, 1/7/25
 Had Double-Double (Points/Assists): Alonzo Verge Jr. at NC State (25/11), 12/1/2021
 Had Double-Double (Points/Steals): Never Happened
 Had Double-Double (Points/Blocks): Never Happened
 Had Two Players with Double-Doubles:
 Josiah Allick (10 pts./12 reb.) and Juwan Gary (15 pts./11 reb.) vs. Rutgers, 3/3/2024

\$ - School Record - # - Tied School record
 As of 1/8/2025

2024-25 GAME BY GAME															
Team	FG-FGA	Pct.	3FG-3FGA	Pct.	FT-FTA	Pct.	O-D	Reb.	PF	A	TO	B	S	Pts.	W/L
UTRGV at Nebraska	24-62	.387	13-41	.317	6-9	.667	9-23	32	27	11	20	0	4	67	
	28-57	.491	6-19	.316	25-35	.714	11-31	42	15	11	13	2	9	87	W
Bethune-Cookman at Nebraska	22-62	.355	9-26	.346	5-7	.714	12-27	39	23	11	22	5	5	58	
	19-55	.345	4-22	.182	21-26	.808	13-28	41	14	11	18	4	11	63	W
FDU at Nebraska	23-57	.404	7-23	.304	7-11	.636	7-24	31	21	12	17	3	6	60	
	28-65	.431	7-28	.250	23-28	.821	14-29	43	15	20	8	6	10	86	W
Saint Mary's vs. Nebraska	21-61	.426	11-23	.478	14-25	.560	17-14	31	21	14	9	3	12	77	
	22-49	.449	5-17	.294	25-29	.862	13-21	34	19	8	15	6	6	74	L
at No. 14 Creighton Nebraska	17-52	.327	12-42	.286	17-23	.739	8-29	37	19	12	17	3	4	63	
	24-57	.421	4-16	.250	22-30	.733	7-30	37	22	18	7	1	10	74	W
South Dakota at Nebraska	26-60	.433	8-28	.286	19-27	.704	9-24	33	16	12	12	3	6	79	
	33-68	.485	13-33	.394	17-21	.810	14-29	43	16	24	12	2	10	96	W
North Florida at Nebraska	25-65	.385	14-43	.326	8-12	.667	10-27	37	19	13	16	1	2	72	
	40-69	.580	11-24	.458	12-18	.667	6-32	38	12	22	6	4	12	103	W
at Michigan State Nebraska	29-56	.518	9-23	.391	22-23	.957	12-36	48	17	20	17	5	4	89	
	18-54	.333	4-22	.182	12-18	.667	4-15	19	20	8	11	0	8	52	L
Indiana at Nebraska	23-65	.354	8-35	.229	14-20	.600	15-20	35	20	10	9	3	7	68	
	30-49	.612	8-14	.571	17-26	.654	6-29	35	16	16	14	1	5	85	W
vs. Murray State Nebraska	17-55	.309	7-27	.259	8-15	.533	7-19	26	12	7	10	3	5	49	
	26-53	.491	6-17	.353	8-9	.889	6-34	40	12	6	15	4	6	66	W
at Hawai'i Nebraska	20-47	.426	5-20	.250	10-15	.667	9-18	27	15	5	16	1	4	55	
	26-55	.473	7-17	.412	10-11	.909	9-19	28	13	10	12	4	8	69	W
vs. Oregon State Nebraska	21-53	.396	9-24	.375	15-16	.938	8-18	26	18	9	12	1	5	66	
	25-47	.532	8-20	.400	20-24	.833	7-24	31	15	13	12	0	5	78	W
Southern at Nebraska	13-67	.254	3-24	.125	6-16	.375	17-22	39	17	10	8	4	9	43	
	26-53	.491	13-30	.433	12-18	.667	8-40	48	17	22	14	5	3	77	W
No. 15 UCLA at Nebraska	22-57	.386	4-28	.143	10-13	.769	6-28	34	24	13	15	2	5	58	
	17-52	.327	7-25	.280	25-29	.862	9-30	39	16	11	13	1	10	66	W
at Iowa Nebraska	29-61	.475	17-35	.486	22-25	.880	6-30	36	17	23	13	6	7	97	
	33-71	.465	9-23	.391	12-22	.545	14-27	41	21	14	14	4	11	87	L (OT)

GAME BY GAME STARTERS

Opponent	Date	Result	Guard	Guard	Guard/Forward	Forward	Forward
UTRGV	11/4	W, 87-67	Worster	Williams	Gary	Büyüktuncel	Meah
Bethune-Cookman	11/9	W, 63-58	Worster	Williams	Gary	Büyüktuncel	Meah
FDU	11/13	W, 86-60	Worster	Williams	Essegian	Gary	Büyüktuncel
vs. Saint Mary's	11/17	L, 74-77	Worster	Williams	Gary	Büyüktuncel	Meah
at No. 14 Creighton	11/22	W, 74-63	Worster	Williams	Gary	Büyüktuncel	Meah
South Dakota	11/27	W, 96-79	Worster	Williams	Gary	Büyüktuncel	Meah
North Florida	12/1	W, 103-72	Worster	Williams	Essegian	Gary	Meah
at Michigan State	12/7	L, 52-89	Worster	Williams	Essegian	Gary	Meah
Indiana	12/13	W, 85-68	Worster	Williams	Gary	Büyüktuncel	Meah
vs. Murray State	12/22	W, 66-49	Worster	Williams	Gary	Büyüktuncel	Meah
at Hawai'i	12/23	W, 69-55	Worster	Williams	Gary	Büyüktuncel	Meah
vs. Oregon State	12/25	W, 78-66	Worster	Williams	Gary	Büyüktuncel	Meah
Southern	12/30	W, 77-43	Worster	Williams	Gary	Büyüktuncel	Meah
No. 14 UCLA	1/4	W, 66-58	Worster	Williams	Gary	Büyüktuncel	Meah
at Iowa	1/7	L, 87-97 (OT)	Worster	Williams	Gary	Büyüktuncel	Meah

2024-25 SUPERLATIVES

NEBRASKA TEAM GAME HIGHS

POINTS	103	NORTH FLORIDA (12/01/24)
	96	SOUTH DAKOTA (11/27/24)
FIELD GOALS MADE	40	NORTH FLORIDA (12/01/24)
	33	at Iowa (01/07/25)
	33	SOUTH DAKOTA (11/27/24)
FIELD GOAL ATTEMPTS	71	at Iowa (01/07/25)
	69	NORTH FLORIDA (12/01/24)
FIELD GOAL PERCENTAGE	.612 (30-49)	INDIANA (12/13/24)
	.580 (40-69)	NORTH FLORIDA (12/01/24)
3 PT FIELD GOALS MADE	13	SOUTHERN U. (12/30/24)
	13	SOUTH DAKOTA (11/27/24)
3 PT FG ATTEMPTS	33	SOUTH DAKOTA (11/27/24)
	30	SOUTHERN U. (12/30/24)
3 PT FG PERCENTAGE	.571 (8-14)	INDIANA (12/13/24)
	.458 (11-24)	NORTH FLORIDA (12/01/24)
FREE THROWS MADE	25	UCLA (01/04/25)
	25	vs Saint Mary's (CA) (11/17/24)
	25	UTRGV (11/04/24)
FREE THROW ATTEMPTS	35	UTRGV (11/04/24)
	30	at Creighton (11/22/24)
FREE THROW PERCENTAGE	.909 (10-11)	at Hawaii (12/23/24)
	.889 (8-9)	vs Murray St. (12/22/24)
REBOUNDS	48	SOUTHERN U. (12/30/24)
	43	SOUTH DAKOTA (11/27/24)
	43	FDU (11/13/24)
ASSISTS	24	SOUTH DAKOTA (11/27/24)
	22	SOUTHERN U. (12/30/24)
	22	NORTH FLORIDA (12/01/24)
STEALS	12	NORTH FLORIDA (12/01/24)
	11	at Iowa (01/07/25)
	11	BETHUNE-COOKMAN (11/09/24)
BLOCKED SHOTS	6	vs Saint Mary's (CA) (11/17/24)
	6	FDU (11/13/24)
TURNOVERS	18	BETHUNE-COOKMAN (11/09/24)
	15	vs Murray St. (12/22/24)
	15	vs Saint Mary's (CA) (11/17/24)
FOULS	22	at Creighton (11/22/24)
	21	at Iowa (01/07/25)

NEBRASKA TEAM GAME LOWS

POINTS	52	at Michigan St. (12/07/24)
	63	BETHUNE-COOKMAN (11/09/24)
	66	vs Murray St. (12/22/24)
FIELD GOALS MADE	17	UCLA (01/04/25)
	18	at Michigan St. (12/07/24)
FIELD GOAL ATTEMPTS	47	vs Oregon St. (12/25/24)
	49	vs Saint Mary's (CA) (11/17/24)
	49	INDIANA (12/13/24)
FIELD GOAL PERCENTAGE	.327 (17-52)	UCLA (01/04/25)
	.333 (18-54)	at Michigan St. (12/07/24)
3 PT FIELD GOALS MADE	4	Three Times
3 PT FG ATTEMPTS	14	INDIANA (12/13/24)
	16	at Creighton (11/22/24)
3 PT FG PERCENTAGE	.182 (4-22)	BETHUNE-COOKMAN (11/09/24)
	.182 (4-22)	at Michigan St. (12/07/24)
FREE THROWS MADE	8	vs Murray St. (12/22/24)
	10	at Hawaii (12/23/24)
FREE THROW ATTEMPTS	9	vs Murray St. (12/22/24)
	11	at Hawaii (12/23/24)
FREE THROW PERCENTAGE	.545 (12-22)	at Iowa (01/07/25)
	.654 (17-26)	INDIANA (12/13/24)
REBOUNDS	19	at Michigan St. (12/07/24)
	28	at Hawaii (12/23/24)
ASSISTS	6	vs Murray St. (12/22/24)
	8	vs Saint Mary's (CA) (11/17/24)
	8	at Creighton (11/22/24)
	8	at Michigan St. (12/07/24)
STEALS	3	SOUTHERN U. (12/30/24)
	5	INDIANA (12/13/24)
	5	vs Oregon St. (12/25/24)
BLOCKED SHOTS	0	at Michigan St. (12/07/24)
	0	vs Oregon St. (12/25/24)
TURNOVERS	6	NORTH FLORIDA (12/01/24)
	7	at Creighton (11/22/24)
FOULS	12	NORTH FLORIDA (12/01/24)
	12	vs Murray St. (12/22/24)

OPPONENT TEAM GAME HIGHS

POINTS	97	at Iowa (01/07/25)
	89	at Michigan St. (12/07/24)
	79	SOUTH DAKOTA (11/27/24)
FIELD GOALS MADE	29	at Iowa (01/07/25)
	29	at Michigan St. (12/07/24)
FIELD GOAL ATTEMPTS	67	SOUTHERN U. (12/30/24)
	65	INDIANA (12/13/24)
	65	NORTH FLORIDA (12/01/24)
FIELD GOAL PERCENTAGE	.518 (29-56)	at Michigan St. (12/07/24)
	.475 (29-61)	at Iowa (01/07/25)
3 PT FIELD GOALS MADE	17	at Iowa (01/07/25)
	14	NORTH FLORIDA (12/01/24)
3 PT FG ATTEMPTS	43	NORTH FLORIDA (12/01/24)
	42	at Creighton (11/22/24)
3 PT FG PERCENTAGE	.486 (17-35)	at Iowa (01/07/25)
	.478 (11-23)	vs Saint Mary's (CA) (11/17/24)
FREE THROWS MADE	22	at Iowa (01/07/25)
	22	at Michigan St. (12/07/24)
FREE THROW ATTEMPTS	27	SOUTH DAKOTA (11/27/24)
	25	at Iowa (01/07/25)
	25	vs Saint Mary's (CA) (11/17/24)
FREE THROW PERCENTAGE	.957 (22-23)	at Michigan St. (12/07/24)
	.938 (15-16)	vs Oregon St. (12/25/24)
REBOUNDS	48	at Michigan St. (12/07/24)
	39	SOUTHERN U. (12/30/24)
	39	BETHUNE-COOKMAN (11/09/24)
ASSISTS	23	at Iowa (01/07/25)
	20	at Michigan St. (12/07/24)
STEALS	12	vs Saint Mary's (CA) (11/17/24)
	9	SOUTHERN U. (12/30/24)
BLOCKED SHOTS	6	at Iowa (01/07/25)
	5	at Michigan St. (12/07/24)
	5	BETHUNE-COOKMAN (11/09/24)
TURNOVERS	22	BETHUNE-COOKMAN (11/09/24)
	20	UTRGV (11/04/24)
FOULS	27	UTRGV (11/04/24)
	24	UCLA (01/04/25)

OPPONENT TEAM GAME LOWS

POINTS	43	SOUTHERN U. (12/30/24)
	49	vs Murray St. (12/22/24)
	55	at Hawaii (12/23/24)
FIELD GOALS MADE	17	at Creighton (11/22/24)
	17	vs Murray St. (12/22/24)
	17	SOUTHERN U. (12/30/24)
FIELD GOAL ATTEMPTS	47	at Hawaii (12/23/24)
	52	at Creighton (11/22/24)
FIELD GOAL PERCENTAGE	.254 (17-67)	SOUTHERN U. (12/30/24)
	.309 (17-55)	vs Murray St. (12/22/24)
3 PT FIELD GOALS MADE	3	SOUTHERN U. (12/30/24)
	4	UCLA (01/04/25)
3 PT FG ATTEMPTS	20	at Hawaii (12/23/24)
	23	Three Times
3 PT FG PERCENTAGE	.125 (3-24)	SOUTHERN U. (12/30/24)
	.143 (4-28)	UCLA (01/04/25)
FREE THROWS MADE	5	BETHUNE-COOKMAN (11/09/24)
	6	UTRGV (11/04/24)
	6	SOUTHERN U. (12/30/24)
FREE THROW ATTEMPTS	7	BETHUNE-COOKMAN (11/09/24)
	9	UTRGV (11/04/24)
FREE THROW PERCENTAGE	.375 (6-16)	SOUTHERN U. (12/30/24)
	.533 (8-15)	vs Murray St. (12/22/24)
REBOUNDS	24	vs Oregon St. (12/25/24)
	26	vs Murray St. (12/22/24)
ASSISTS	5	at Hawaii (12/23/24)
	7	vs Murray St. (12/22/24)
STEALS	2	NORTH FLORIDA (12/01/24)
	4	Four Times
BLOCKED SHOTS	0	UTRGV (11/04/24)
	1	Three Times
TURNOVERS	8	SOUTHERN U. (12/30/24)
	9	vs Saint Mary's (CA) (11/17/24)
	9	INDIANA (12/13/24)
FOULS	12	vs Murray St. (12/22/24)
	15	at Hawaii (12/23/24)

2024-25 SUPERLATIVES

WON/LOSS MARGIN

	1	2	3	4	5	6	7	8	9	10	11	12	13	14	15	16	17	18	19	20	+20
Husker Wins	0	0	0	0	1	0	0	1	0	0	1	1	0	1	0	0	3	0	0	1	3
Husker Losses	0	0	1	0	0	0	0	0	0	1	0	0	0	0	0	0	0	0	0	0	1

2024-25 INDIVIDUAL GAME HIGHS

Points	32	Williams,Brice at Hawaii (12/23/24)
	30	Williams,Brice vs Indiana (12/13/24)
	29	Essegian,Connor vs South Dakota (11/27/24)
Field Goals Made	10	Williams,Brice at Iowa (01/07/25)
	10	Williams,Brice at Hawaii (12/23/24)
	10	Williams,Brice vs Indiana (12/13/24)
	10	Essegian,Connor vs South Dakota (11/27/24)
Field Goal Att.	22	Essegian,Connor vs South Dakota (11/27/24)
	21	Gary,Juwan at Iowa (01/07/25)
FG Pct (min 5 made)	1.000 (6-6)	Meah,Braxton vs South Dakota (11/27/24)
	.857 (6-7)	Morgan,Andrew vs Murray St. (12/22/24)
	.857 (6-7)	Worster,Rollie vs UTRGV (11/04/24)
3-Point FG Made	6	Essegian,Connor vs Southern U. (12/30/24)
	6	Essegian,Connor vs North Florida (12/01/24)
	6	Essegian,Connor vs South Dakota (11/27/24)
3-Point FG Att.	15	Essegian,Connor vs South Dakota (11/27/24)
	12	Essegian,Connor vs Southern U. (12/30/24)
3-Pt FG Pct (min 2 made)	1.000 (2-2)	Griffiths,Gavin vs Southern U. (12/30/24)
	.800 (4-5)	Williams,Brice at Hawaii (12/23/24)
Free Throws Made	11	Williams,Brice vs UCLA (01/04/25)
	11	Williams,Brice vs Saint Mary's (CA) (11/17/24)
Free Throw Att.	12	Williams,Brice vs UCLA (01/04/25)
	11	Williams,Brice vs Indiana (12/13/24)
	11	Williams,Brice vs Saint Mary's (CA) (11/17/24)
	11	Williams,Brice vs UTRGV (11/04/24)
FT Pct (min 3 made)	1.000 (11-11)	Williams,Brice vs Saint Mary's (CA) (11/17/24)
	1.000 (8-8)	Williams,Brice at Hawaii (12/23/24)
	1.000 (8-8)	Williams,Brice at Creighton (11/22/24)
Rebounds	13	Gary,Juwan at Iowa (01/07/25)
	12	Morgan,Andrew vs Murray St. (12/22/24)
Assists	6	Worster,Rollie vs Southern U. (12/30/24)
	6	Williams,Brice vs North Florida (12/01/24)
	6	Worster,Rollie vs South Dakota (11/27/24)
Steals	5	Gary,Juwan vs Bethune-Cookman (11/09/24)
	4	Hoiberg,Sam vs North Florida (12/01/24)
	4	Worster,Rollie vs UTRGV (11/04/24)
Blocked Shots	3	Buyuktuncel,Berke vs Saint Mary's (CA) (11/17/24)
	2	Buyuktuncel,Berke at Iowa (01/07/25)
	2	Buyuktuncel,Berke vs Southern U. (12/30/24)
	2	Meah,Braxton vs Southern U. (12/30/24)
	2	Gary,Juwan at Hawaii (12/23/24)
	2	Jacobsen,Cale vs North Florida (12/01/24)
	2	Gary,Juwan vs North Florida (12/01/24)
	2	Gary,Juwan vs FDU (11/13/24)
	2	Griffiths,Gavin vs FDU (11/13/24)
	2	Buyuktuncel,Berke vs Bethune-Cookman (11/09/24)
Turnovers	6	Williams,Brice vs Bethune-Cookman (11/09/24)
	5	Morgan,Andrew vs UCLA (01/04/25)
	5	Williams,Brice vs Southern U. (12/30/24)
	5	Worster,Rollie vs Bethune-Cookman (11/09/24)
Fouls	5	Hoiberg,Sam at Iowa (01/07/25)
	36	Gary,Juwan at Iowa (01/07/25)
	35	Worster,Rollie at Iowa (01/07/25)
	35	Williams,Brice vs Indiana (12/13/24)

2024-25 OPPONENT INDIVIDUAL GAME HIGHS

Points	31	Josh Dix at Iowa (01/07/25)
	30	Payton Sandfort at Iowa (01/07/25)
	25	Pop Isaacs at Creighton (11/22/24)
	23	Mikey Lewis vs Saint Mary's (CA) (11/17/24)
	23	Terrence Brown vs FDU (11/13/24)
Field Goals Made	10	Josh Dix at Iowa (01/07/25)
	9	Terrence Brown vs FDU (11/13/24)
Field Goal Att.	18	Pop Isaacs at Creighton (11/22/24)
	18	Terrence Brown vs FDU (11/13/24)
FG Pct (min 5 made)	1.000 (5-5)	Kody Williams at Hawaii (12/23/24)
	.714 (10-14)	Josh Dix at Iowa (01/07/25)
	.714 (5-7)	Jase Richardson at Michigan St. (12/07/24)
3-Point FG Made	7	Josh Dix at Iowa (01/07/25)
	6	Payton Sandfort at Iowa (01/07/25)
3-Point FG Att.	13	Steven Ashworth at Creighton (11/22/24)
	12	Pop Isaacs at Creighton (11/22/24)
3-Pt FG Pct (min 2 made)	.750 (3-4)	Ahmed Barba-Bey vs FDU (11/13/24)
	.750 (3-4)	Tommy Gankhuyag vs UTRGV (11/04/24)
Free Throws Made	8	Payton Sandfort at Iowa (01/07/25)
	6	Damarco Minor vs Oregon St. (12/25/24)
	6	Malik Reneau vs Indiana (12/13/24)
	6	Quandre Bullock vs South Dakota (11/27/24)
	6	Pop Isaacs at Creighton (11/22/24)
Free Throw Att.	9	Payton Sandfort at Iowa (01/07/25)
	8	Malik Reneau vs Indiana (12/13/24)
	8	Quandre Bullock vs South Dakota (11/27/24)
	8	Pop Isaacs at Creighton (11/22/24)
	8	Ryan Kalkbrenner at Creighton (11/22/24)
	8	Mitchell Saxen vs Saint Mary's (CA) (11/17/24)
FT Pct (min 3 made)	1.000 (4-4)	Josh Dix at Iowa (01/07/25)
	1.000 (4-4)	Parsa Fallah vs Oregon St. (12/25/24)
	1.000 (4-4)	Coen Carr at Michigan St. (12/07/24)
	1.000 (4-4)	Jaden Akins at Michigan St. (12/07/24)
	1.000 (4-4)	Jeremy Fears Jr. at Michigan St. (12/07/24)
	1.000 (4-4)	Jase Richardson at Michigan St. (12/07/24)
	1.000 (4-4)	Jaylen Smith vs North Florida (12/01/24)
	1.000 (4-4)	Steven Ashworth at Creighton (11/22/24)
Rebounds	12	Jaxon Kohler at Michigan St. (12/07/24)
	12	Mitchell Saxen vs Saint Mary's (CA) (11/17/24)
Assists	8	Jeremy Fears Jr. at Michigan St. (12/07/24)
	7	Josh Dix at Iowa (01/07/25)
	7	Brock Harding at Iowa (01/07/25)
Steals	4	Josh Dix at Iowa (01/07/25)
	4	Myles Rice vs Indiana (12/13/24)
	4	Mitchell Saxen vs Saint Mary's (CA) (11/17/24)
	4	Mikey Lewis vs Saint Mary's (CA) (11/17/24)
Blocked Shots	4	Owen Freeman at Iowa (01/07/25)
	2	Aday Mara vs UCLA (01/04/25)
	2	PJ Dobuol vs Southern U. (12/30/24)
	2	KyeRon Lindsay vs Murray St. (12/22/24)
	2	Jaxon Kohler at Michigan St. (12/07/24)
	2	Coen Carr at Michigan St. (12/07/24)
	2	Mitchell Saxen vs Saint Mary's (CA) (11/17/24)
	2	Brayden Reynolds vs FDU (11/13/24)
	2	David Onanina vs Bethune-Cookman (11/09/24)
	2	Jesus Carralero Mart vs Bethune-Cookman (11/09/24)
Turnovers	7	Steven Ashworth at Creighton (11/22/24)
	7	Trey Miller vs UTRGV (11/04/24)
Fouls	5	Owen Freeman at Iowa (01/07/25)
	5	Kobe Johnson vs UCLA (01/04/25)
	5	Sebastian Mack vs UCLA (01/04/25)
	5	Luke Barrett vs Saint Mary's (CA) (11/17/24)
	5	Augustas Marciulioni vs Saint Mary's (CA) (11/17/24)
	5	Reggie Ward Jr. vs Bethune-Cookman (11/09/24)

2024-25 HUSKER LINEUPS

No.	Starting Lineup	Record
1.	Büyüktuncel, Gary, Meah, Williams, Worster	10-2
2.	Büyüktuncel, Essegian, Gary, Williams, Worster	1-0
3.	Essegian, Gary, Meah, Williams, Worster	1-1

2024-25 GAME RECAPS

					-----Nebraska Individual Leaders-----			
Date	Opponent	Result	Record (B1G)	Attend.	Points	Rebounds	Assists	Steals
11/4	UTRGV	W, 87-67	1-0 (0-0)	14,305	Williams (27)	Worster (9)	Worster (3)	Worster (4)
11/9	Bethune-Cookman	W, 63-58	2-0 (0-0)	15,138	Gary (11)	Gary (9)	Griffiths (3)	Gary (5)
11/13	FDU	W, 86-60	3-0 (0-0)	14,473	Gary (19)	Büyüktuncel (7)	Gary (5)	Hoiberg (3)
11/17	vs. Saint Mary's	L, 74-77	3-1 (0-0)	3,241	Williams (28)	Büyüktuncel, Morgan (5)	Gary, Ulis (2)	Büyüktuncel (3)
11/22	at No. 14 Creighton	W, 74-63	4-1 (0-0)	18,475	Williams, Gary (16)	Büyüktuncel (9)	Morgan (3)	Gary, Büyüktuncel (2)
11/27	South Dakota	W, 96-79	5-1 (0-0)	15,172	Essegian (29)	Worster (8)	Worster (6)	Williams, Hoiberg (3)
12/1	North Florida	W, 103-72	6-1 (0-0)	15,359	Essegian (22)	Morgan (9)	Williams (6)	Hoiberg (2)
12/7	at Michigan State	L, 52-89	6-2 (0-1)	14,797	Morgan (14)	Morgan (7)	Worster, Ulis (3)	Worster, Büyüktuncel (2)
12/13	Indiana	W 85-68	7-2 (1-1)	14,635	Williams (30)	Williams (6)	Williams (5)	Four players (1)
12/22	vs. Murray State	W, 66-49	8-2 (1-1)	5,049	Essegian (15)	Morgan (12)	Williams (2)	Williams, Meah (2)
12/23	at Hawai'i	W, 69-55	9-2 (1-1)	4,611	Williams (32)	Büyüktuncel (9)	Williams, Worster (3)	Büyüktuncel (3)
12/25	vs. Oregon State	W, 78-66	10-2 (1-1)	5,086	Williams (25)	Williams (7)	Williams, Worster (4)	Gary, Williams (2)
12/30	Southern	W, 77-43	11-2 (1-1)	14,885	Essegian (20)	Büyüktuncel (9)	Worster (6)	Gary, Williams, Jacobsen (1)
1/4	No. 15 UCLA	W, 66-58	12-2 (2-1)	15,167	Williams (16)	Büyüktuncel (9)	Essegian (3)	Hoiberg (3)
1/7	at Iowa	L, 87-97 (OT)	12-3 (2-2)	7,812	Williams (28)	Gary (13)	Hoiberg (3)	Five players (2)

THE LAST TIME...

	Nebraska...	A Nebraska Opponent...
Scored 100 or more points	103; North Florida, 12/1/24	102; Michigan, 12/7/21
Scored 90 or more points	103; North Florida, 12/1/24	97, at Iowa, 1/7/25
Scored 41 to 50 points	50; Illinois, 1/10/23	43, Southern, 12/30/24
Scored 40 or fewer points	38; at Oregon, 12/15/12	38; Southwest Minnesota State, 12/28/18
Shot 70% from the field.....	.723; vs. UNC Wilmington 12/5/97 (34-47)	.723; Kansas, 2/2/85 (34-47)
Shot 60% from the field.....	.612; vs. Indiana, 12/13/24 (30-49)	.630; Michigan, 3/5/17 (34-54)
Shot 90% from the free throw line (Min 10 attempts)909; at Hawai'i, 12/23/24 (10-11)	.938; vs. Oregon State, 12/25/24 (15-16)
Made 10, 3-Point Field Goals	13; Southern, 12/30/24 (13-30)	17, at Iowa, 1/7/25 (17-35)
Had 60 rebounds	60; vs. Oral Roberts, 12/22/99	70; at NC State, 12/1/21
Had 50 rebounds	50; South Carolina State, 12/29/23	50; at Illinois, 2/4/24
Had 30 assists	35, vs. Northeastern Illinois, 12/21/94	30; at Iowa, 1/12/24
Had 15 steals	15, Indiana, 1/3/24	16; at Creighton, 12/11/2020
Had 10 blocked shots	14; at Northwestern, 1/2/18	11; at NC State, 12/1/21
Had 10 or fewer turnovers	6; North Florida , 11/22/24	8; Southern, 12/30/24
Had 20 or more turnovers	20; South Carolina State, 12/29/23	22; Bethune-Cookman, 11/9/24
Had three players with 20 points	vs. Iowa, 3/10/19	Texas A&M (NCAA), 3/22/24
.....	(Palmer Jr. 27; Watson Jr. 23; Roby 23)	(Taylor IV 25, Obaseki 22, Radford 20)
Had three players with 10 rebounds	vs. Texas Tech, 1/19/00	at Kansas, 1/9/02
.....	(Bradford 16, Ffriend 12, Truscott 11)	(Collison 13, Gooden 12, Simien 10)
Had five players reach double-figure points.....	at North Florida, 12/1/24)	at Rutgers, 1/17/24
.....	(Essegian-22, Gary-18; Williams-17; Morgan-13, Ulis-10)	(Hyatt-17; Mag-16; Omoruyi-14; Simpson-14; Williams-11)
Had a player score 40 points	41; Teddy Allen vs. Penn State 2/23/21	40; Terrence Shannon Jr., Illinois, 3/16/2024
Had a player score 30 points	32; Brice Williams at Hawai'i, 12/23/24	31, Josh Dix and 30, Payton Sandford, at Iowa, 1/7/25
Had a player grab 15 rebounds	18; Juwan Gary at Kansas State, 12/17/2023	16; Julian Reese, Maryland, 1/27/24
Had a player dish out 10 assists.....	12; Alonzo Verge Jr. at Ohio State, 3/1/22	14; Tony Perkins, Iowa, 1/12/24
Had a player collect five steals	5; Juwan Gary vs. Bethune-Cookman, 11/9/2024	6; Jamhir Young, at Maryland, 1/28/23
Had a player block five shots	5; Isaiah Roby vs. Maryland, 2/6/18	7; Zach Edey, Purdue, 12/10/2022
Had a player with a triple double	13 pt/11 reb/10 asst.; Dalano Banton vs. Doane, 12/17/20	12 pt/11 reb./10 asst.; Trayce Jackson-Davis, Indiana, 12/7/22

SPECIALITY STATS

MISC. REVIEW

Nebraska Record When:	All (W)	All (L)	H(W)	H(L)	A (W)	A (L)							
Ahead at Halftime	11	2	7	0	4	2	Rebounds are Even	2	0	1	0	1	0
Behind at Halftime	0	1	0	0	0	1	Committing More TOs than Opp	3	2	2	0	1	2
Tied at Halftime	1	0	1	0	0	0	Committing Fewer TOs than Opp	7	1	5	0	2	1
Bench Outscores Opponent's	11	1	8	0	3	1	Turnovers are Even	2	0	1	0	1	0
Opponent Bench Outscores NU	1	2	0	0	1	2	Leading with 5:00 left	12	1	8	0	4	1
Bench scoring is even	0	0	0	0	0	0	Trailing with 5:00 left	0	2	0	0	0	2
Shooting 50% or Better	3	0	2	0	1	0	Tied with 5:00 left	0	0	0	0	0	0
Shooting Under 50%	9	3	6	0	3	3	In Overtime	0	1	0	0	0	1
Opp. Shoots 50% or Better	0	1	0	0	0	1	Scoring 80 or more points	5	1	5	0	0	1
Opp. Shoots Under 50%	12	2	8	0	4	2	Scoring 61 to 79 points	7	1	3	0	4	1
Outshooting Opponent (pct.)	10	1	6	0	4	1	Scoring 60 or fewer points	0	1	0	0	0	1
Outshot by Opponent (pct.)	2	2	2	0	0	2	Allowing 80 or more points	0	2	0	0	0	2
Shooting is even	0	0	0	0	0	0	Allowing 61 to 79 points	6	1	4	0	2	1
Outrebounding Opponent	10	2	7	0	3	2	Allowing 60 or fewer points	6	0	4	0	2	0
Outrebounded by Opponent	0	1	0	0	0	1							

MISC. TOTALS

Biggest margin of victory	34, Southern (12/30)	Largest halftime lead surrendered in loss 3, at Iowa (1/7) Largest lead at any time 34, Southern (12/30) Largest deficit at any time 42, at Michigan State (12/7) Largest runs without opponent scoring 16, vs. Murray State (14:45-8:33, 1st) Largest opponent run without NU scoring 15, at Michigan State (16:10-10:01, 2nd) 15, UCLA (9:30-4:20, 1st)
Biggest margin of defeat	37, at Michigan State (12/7)	
Largest deficit overcome in win.....	8, at Hawai'i (12/23)	
Largest halftime deficit overcome in win	NA	
Largest lead surrendered in loss.....	15, at Iowa (1/7)	

SPECIALTY STATS

Opponent	NU-Opp Paint	NU-Opp off TO	NU-Opp 2nd Ch.	NU-Opp Bench	Largest Lead	Largest Deficit	Tip	1st Sub(s)
UTRGV	40-18	26-11	10-15	27-23	20 (0:18, 2nd)	2 (9:30, 1st)	W	Essegian, Morgan
Bethune-Cookman	30-24	21-12	11-8	22-18	16 (13:55, 2nd)	6 (14:54, 1st)	L	Essegian
FDU	40-28	28-7	14-11	29-5	26 (0:06, 2nd)	1 (16:55, 1st)	W	Griffiths
Saint Mary's	28-24	11-21	10-13	18-23	5 (15:05, 2nd)	14 (13:28, 1st)	W	Morgan
at No. 14 Creighton	28-10	22-7	9-3	19-8	18 (2:53, 1st)	-	W	Morgan
South Dakota	38-36	12-18	7-13	51-35	23 (17:35, 2nd)	-	W	Essegian
North Florida	58-22	25-2	9-11	37-15	31 (1:41, 2nd)	3 (19:20, 1st)	W	Morgan
at Michigan State	24-32	14-19	3-17	22-43	-	42 (3:53, 2nd)	L	Morgan
Indiana	36-24	14-14	8-10	28-16	17 (0:30, 2nd)	4 (11:09, 1st)	L	Morgan
vs. Murray State	32-18	7-7	8-8	29-11	12 (18:50, 2nd)	-	W	Essegian, Morgan
at Hawai'i	38-26	14-11	9-9	4-21	14 (0:57, 2nd)	8 (12:22, 1st)	W	Essegian, Morgan, Hoiberg
vs. Oregon State	32-20	4-14	14-4	15-13	12 (0:09, 2nd)	4 (9:39, 1st)	L	Essegian, Morgan
Southern	22-22	9-8	5-12	40-24	34 (0:11, 2nd)	-	W	Essegian
No. 15 UCLA	20-26	17-13	11-2	23-15	13 (7:15, 2nd)	7 (16:30, 1st)	W	Essegian, Morgan
at Iowa	42-22	15-15	12-11	20-15	15 (14:54, 2nd)	11 (0:33, OT)	L	Morgan



2024-25 HONORS

CONNOR ESSEGIAN

JUNIOR • GUARD • 6-4 • 190 • FORT WAYNE, IND. • WISCONSIN

- Wisconsin transfer who is one of the best sixth men in the Big Ten, averaging 11.3 points and 2.8 rebounds per game
- Ranks among the Big Ten leaders in 3-pointers (2.5/gm) and 3-point percentage (.407)
- Posted seven double-figure games, most recently a 20-point, six rebound effort against Southern
- Had six points, four rebounds, two assists and two steals at Iowa
- Led NU with 15 points off the bench vs. Murray State, including five 3-pointers
- Finished with 13 points on 4-of-7 shooting and three rebounds in 28 minutes against Indiana
- Led NU with 22 points on 8-of-10 shooting, including 6-of-8 from 3-point range, and added four boards, two assists and two steals vs. North Florida
- Became only the second player in school history - and the first since 2002 - to have 6-or-more 3-pointers in consecutive games (USD, UNF)
- Poured in a career-high 29 points, including six 3-pointers, and dished out a personal-best five assists in the win over South Dakota
- Keyed the win over No. 14 Creighton with 15 points off the bench, including six points in a second-half run after Creighton got within seven
- Came off the bench in his Husker debut vs. UTRGV with 13 points, four rebounds and two assists, as he had seven straight points in a 12-0 run after UTRGV closed to within 69-65
- Represented Armenia in the 2024 Los Angeles International Cup, the second straight summer he played for Armenia
- Averaged 13.0 points and 5.5 rebounds per game as Armenia won the LA International Cup Title, including 20 points vs. Ireland in title game
- Played in 33 games at UW in 2023-24, averaging 3.2 points per game, as the Badgers went 22-14 & reached the NCAA Tournament.
- Named to Big Ten All-Freshman team in 2022-23, as he played in all 35 games and averaged 11.7 points and 3.7 rebounds per game
- Set a Wisconsin school record for a freshman with 69 3-pointers while he was 10th in the Big Ten in 3-pointers per game and shot nearly 36 percent from beyond the arc
- Totaled 2,526 points at Central Noble High School to finish 10th all-time in the state of Indiana in scoring
- Led Central Noble to the state title game as a senior and was a finalist for Mr. Basketball, averaging 26.5 points, 6.4 rebounds and 2.3 assists per game
- Majors in journalism with a emphasis on digital media
- His grandfather's cousin was Chuck Essegian, who played baseball and football at Stanford before playing in the Major Leagues

CAREER STATS

				Field Goals		3-Point		F-Throws		Rebounds				Scoring							
SEASON	TEAM	GP-GS	MIN/AVG	FG-FGA	FG%	3FG-3FGA	3FG%	FT-FTA	FT%	OFF	DEF	TOT	AVG	PF-FO	A	TO	BLK	STL	PTS	AVG	
2022-23	Wisc	35-19	959/27.4	133-329	.404	69-192	.359	76-86	.884	24	107	131	3.7	60-0	26	36	1	19	411	11.7	
2023-24	Wisc	33-0	242/7.3	37-96	.385	20-66	.303	10-11	.909	2	25	27	0.8	24-0	8	12	0	4	104	3.2	
2024-25	Nebr	15-3	348/23.2	52-124	.419	37-91	.407	28-34	.824	3	39	42	2.8	19-0	14	15	0	7	169	11.3	
TOTAL FOR Nebr		15-3	348/23.2	52-124	.419	37-91	.407	28-34	.824	3	39	42	2.8	19-0	14	15	0	7	169	11.3	
TOTAL		83-22	1548/18.6	222-549	.404	126-349	.361	114-131	.870	29	171	200	2.4	103-0	48	63	1	30	684	8.2	

MISC. STATS

Category	2024-25	Career*
10+ Points	7	32
20+ Points	3	5
30+ Points	0	0
40+ Points	0	0
Double-Doubles	0	1
10+ Rebounds	0	1
10+ Assists	0	0
Led NU in Scoring	4	4
Led NU in Reb.	0	0
Led NU in Assists	1	1

*Includes Wisconsin

SEASON/CAREER HIGHS

Points	
Season:	29, South Dakota (11/27/24)
College Career:	Same
Rebounds	
Season:	6, Southern (12/30/24)
College Career:	11, at Indiana (1/14/23)
Field Goals	
Season:	10, South Dakota (11/27/24)
College Career:	10, Two times (last, 11/27/24)
3-Point Field Goals	
Season:	6, Three times (last, 12/30/24)
College Career:	Same
Free Throws	
Season:	6, at Creighton (11/22/24)
College Career:	10, at Michigan (2/14/23)
Free Throw Attempts	
Season:	9, at Creighton (11/22/24)
College Career:	9, Three times (last, 11/22/24)
Assists	
Season:	5, South Dakota (11/27/24)
College Career:	Same
Steals	
Season:	2, Four times (last, 1/7/25)
College Career:	2, Five times (last, 1/7/25)
Blocks	
Season:	
College Career:	1, at Minnesota (3/5/23)
Minutes Played	
Season:	32:36, South Dakota (11/27/24)
College Career:	39:15, at Nebraska (2/11/23)

2024-25 GAME BY GAME

Opponent	Date	GS	MIN	Total		3-Pointers		Free throws		Rebounds				PF	A	TO	BLK	STL	PTS	AVG
				FG-FA	PCT	3FG-3FGA	PCT	FT-FTA	PCT	OFF	DEF	TOT	AVG							
UTRGV	11/04/2024		23:16	4-5	.800	3-4	.750	2-2	1.000	0	4	4	4.0	1	2	2	0	1	13	13.0
Bethune-Cookman	11/09/2024		14:11	2-6	.333	0-3	.000	4-4	1.000	1	1	2	3.0	1	0	1	0	0	8	10.5
FDU	11/13/2024	*	16:31	2-9	.222	2-7	.286	2-2	1.000	0	2	2	2.7	3	0	1	0	0	8	9.7
vs Saint Mary's (CA)	11/17/2024		21:02	2-6	.333	2-6	.333	2-2	1.000	0	3	3	2.8	0	0	1	0	0	8	9.3
at Creighton	11/22/2024		21:20	4-6	.667	1-2	.500	6-9	.667	0	2	2	2.6	0	0	0	0	0	15	10.4
South Dakota	11/27/2024		32:36	10-22	.455	6-15	.400	3-3	1.000	0	2	2	2.5	2	5	1	0	0	29	13.5
North Florida	12/01/2024	*	21:12	8-10	.800	6-8	.750	0-0	.000	0	4	4	2.7	2	2	1	0	2	22	14.7
at Michigan St.	12/07/2024	*	19:37	0-2	.000	0-2	.000	1-2	.500	0	1	1	2.5	1	0	0	0	0	1	13.0
Indiana	12/13/2024		27:42	4-7	.571	2-3	.667	3-4	.750	0	3	3	2.6	1	0	1	0	0	13	13.0
vs Murray St.	12/22/2024		32:05	5-13	.385	5-10	.500	0-0	.000	0	2	2	2.5	0	0	3	0	0	15	13.2
at Hawaii	12/23/2024		20:48	1-4	.250	0-1	.000	0-0	.000	1	1	2	2.5	0	0	0	0	0	2	12.2
vs Oregon St.	12/25/2024		24:59	2-8	.250	2-6	.333	1-2	.500	0	2	2	2.4	1	0	0	0	0	7	11.8
Southern U.	12/30/2024		26:45	6-13	.462	6-12	.500	2-2	1.000	0	6	6	2.7	4	0	3	0	0	20	12.4
UCLA	01/04/2025		20:41	0-6	.000	0-6	.000	2-2	1.000	0	3	3	2.7	0	3	1	0	2	2	11.6
at Iowa	01/07/2025		24:59	2-7	.286	2-6	.333	0-0	.000	1	3	4	2.8	3	2	0	0	2	6	11.3
Totals		3	347:41	52-124	.419	37-91	.407	28-34	.824	3	39	42	2.8	19	14	15	0	7	169	11.3

Player Averages

Games Played	Minutes/game	Points/game	FG Pct	3FG Pct	FT Pct	Rebounds/game	Assists/game	Turnovers/game	Assist/Turnover ratio	Steals/game	Blocks/game
15	23.2	11.3	41.9	40.7	82.4	2.8	0.9	1.0	0.9	0.5	0.0



2024-25 HONORS

SAM HOIBERG

JUNIOR • GUARD • 6-0 • 185 • LINCOLN, NEB. • PIUS X

- Third-year performer who provides a spark off the bench and averages 3.1 points and 1.5 assists per game
- Is among the Big Ten leaders in steals at 1.5 per game while playing 18.9 minutes per game
- Totaled five points, five rebounds and three assists at Iowa
- Played one of his best games of the year against No. 15 UCLA with seven points, three rebounds, two assists and three steals
- Dished out a career high five assists and had four rebounds in the win over Southern
- Totaled five points, three rebounds and two assists in 25 minutes vs. Oregon State
- Finished with seven points, three rebounds and a career-high four steals in 15 minutes against North Florida
- Scored a season-high nine points on 4-of-6 shooting with three steals in 24 minutes against South Dakota
- Played in all 34 games in 2023-24, averaging 3.4 points, 2.9 rebounds and 1.7 assists per game while posting a team-best 2.5-to-1 assist-to-turnover ratio
- Tied his career scoring high against Lindenwood in the 2023-24 season opener, matching his career high with 15 points, along with five rebounds and two assists
- Played in 21 contests, including one start, in 2022-23 and was one of NU's top guards off the bench as he averaged 4.1 points per game on 55 percent shooting
- Poured in a career-high 15 points on 6-of-8 shooting in 26 minutes at Maryland on Jan. 27, 2023
- Garnered honorable-mention all-state honors as a senior, averaging 14.9 points, 4.2 rebounds and 3.8 assists at Lincoln Pius X High School in 2020-21, helping the school to an 18-4 record and a berth in the Class A (largest class) state tournament
- Sports communications major who was an academic all-district selection in 2024
- Is the son of NU Head Coach Fred Hoiberg, who played collegiately at Iowa State and in the NBA for a decade, while his oldest brother, Jack, played at both Michigan State (2017-21) and Texas Arlington (2021-22) and works in the San Antonio Spurs organization in the video department

MISC. STATS

Category	2024-25	Career
10+ Points	0	3
20+ Points	0	0
30+ Points	0	0
40+ Points	0	0
Double-Doubles	0	0
10+ Rebounds	0	0
10+ Assists	0	0
Led NU in Scoring	0	1
Led NU in Reb.	0	4
Led NU in Assists	1	5

SEASON/CAREER HIGHS

Points	
Season:	9, South Dakota (11/27/24)
College Career:	15, Two times (1/28/23)
Rebounds	
Season:	5, Two times (last, 1/7/25)
College Career:	7, South Carolina State (12/29/23)
Field Goals	
Season:	4, South Dakota (11/27/24)
College Career:	6, at Maryland (1/28/23)
3-Point Field Goals	
Season:	1, Five times (last, 1/7/25)
College Career:	3, at Maryland (1/28/23)
Free Throws	
Season:	2, Four times (last, 1/4/25)
College Career:	5, Two times (last, 2/28/23)
Free Throw Attempts	
Season:	2, Five times (last, 1/7/25)
College Career:	6, Two times, (last 2/7/24)
Assists	
Season:	5, Southern (12/30/24)
College Career:	Same
Steals	
Season:	4, North Florida (12/1/24)
College Career:	4, Two times (last, 12/1/24)
Blocks	
Season:	1, at Creighton (11/22/24)
College Career:	1, Five times (last, 11/22/24)
Minutes Played	
Season:	25:19, at Iowa (1/7/25)
College Career:	37:01, Maryland (2/19/23)

CAREER STATS

				Field Goals		3-Point		F-Throws		Rebounds									Scoring	
SEASON	TEAM	GP-GS	MIN/AVG	FG-FGA	FG%	3FG-3FGA	3FG%	FT-FTA	FT%	OFF	DEF	TOT	AVG	PF-FO	A	TO	BLK	STL	PTS	AVG
2022-23	Nebr	21-1	267/12.7	27-49	.551	9-22	.409	23-28	.821	8	30	38	1.8	19-0	7	8	1	13	86	4.1
2023-24	Nebr	34-0	669/19.7	37-98	.378	15-49	.306	26-38	.684	19	79	98	2.9	67-0	59	24	3	31	115	3.4
2024-25	Nebr	15-0	283/18.9	16-34	.471	5-14	.357	9-11	.818	4	31	35	2.3	22-1	22	14	1	22	46	3.1
TOTAL		70-1	1220/17.4	80-181	.442	29-85	.341	58-77	.753	31	140	171	2.4	108-1	88	46	5	66	247	3.5

2024-25 GAME BY GAME

Opponent	Date	GS	MIN	Total		3-Pointers		Free throws		Rebounds			PF	A	TO	BLK	STL	PTS	AVG		
				FG-FGA	PCT	3FG-3FGA	PCT	FT-FTA	PCT	OFF	DEF	TOT								AVG	
UTRGV	11/04/2024		12:23	0-1	.000	0-0	.000	0-0	.000	0	0	0	0.0	1	0	1	0	0	0.0		
Bethune-Cookman	11/09/2024		18:24	0-5	.000	0-3	.000	0-1	.000	0	2	2	1.0	1	1	0	0	3	0.0		
FDU	11/13/2024		23:20	1-4	.250	0-0	.000	0-0	.000	2	3	5	2.3	0	3	1	0	3	2.0		
vs Saint Mary's (CA)	11/17/2024		16:06	0-0	.000	0-0	.000	0-0	.000	1	1	2	2.3	0	0	1	0	1	0.5		
at Creighton	11/22/2024		14:53	0-1	.000	0-0	.000	0-0	.000	0	2	2	2.2	3	0	0	1	0	0.4		
South Dakota	11/27/2024		23:47	4-6	.667	1-2	.500	0-0	.000	0	2	2	2.2	1	1	2	0	3	9	1.8	
North Florida	12/01/2024		15:32	3-3	1.000	1-1	1.000	0-0	.000	0	3	3	2.3	0	1	0	0	4	7	2.6	
at Michigan St.	12/07/2024		10:20	0-1	.000	0-1	.000	2-2	1.000	0	2	2	2.3	3	0	0	0	0	2	2.5	
Indiana	12/13/2024		15:03	0-0	.000	0-0	.000	2-2	1.000	0	1	1	2.1	0	2	1	0	1	2	2.4	
vs Murray St.	12/22/2024		22:35	1-3	.333	0-1	.000	0-0	.000	0	1	1	2.0	0	1	1	0	1	2	2.4	
at Hawaii	12/23/2024		20:35	1-2	.500	0-1	.000	0-0	.000	0	0	0	1.8	1	1	1	0	1	2	2.4	
vs Oregon St.	12/25/2024		25:08	1-1	1.000	1-1	1.000	2-2	1.000	1	2	3	1.9	2	2	1	0	1	5	2.6	
Southern U.	12/30/2024		17:29	1-2	.500	0-1	.000	0-0	.000	0	4	4	2.1	3	5	1	0	0	2	2.5	
UCLA	01/04/2025		22:21	2-3	.667	1-2	.500	2-2	1.000	0	3	3	2.1	2	2	0	0	3	7	2.9	
at Iowa	01/07/2025		25:19	2-2	1.000	1-1	1.000	1-2	.500	0	5	5	2.3	5	3	4	0	1	6	3.1	
Totals			0	283:14	16-34	.471	5-14	.357	9-11	.818	4	31	35	2.3	22	22	14	1	22	46	3.1

Player Averages

Games Played	Minutes/ game	Points/ game	FG Pct	3FG Pct	FT Pct	Rebounds/ game	Assists/ game	Turnovers/ game	Assist/Turnover ratio	Steals/ game	Blocks/ game
15	18.9	3.1	47.1	35.7	81.8	2.3	1.5	0.9	1.6	1.5	0.1



2024-25 HONORS

AHRON ULIS

SENIOR • GUARD • 6-3 • 190 • CHICAGO, ILL. • IOWA

- Shares point guard duties and averages 3.0 points, 1.7 rebounds and 1.7 assists per game while posting a 2.7-to-1 assist-to-turnover ratio
- Returned to action against No. 15 UCLA, scoring two points and an assist in nine minutes vs. UCLA, his first action since Dec. 13
- Had three points, two assists and two rebounds in 17 minutes in the win over Indiana
- Tied for the team high with three assists in 14 minutes at Michigan State
- Reached double figures for the first time as a Husker against North Florida with 10 points, three assists and two steals
- Hit a halfcourt buzzer beater and added two boards and a steal in the win over South Dakota
- Had two points and a steal in 11 minutes against No. 14 Creighton
- Dished out two assists and had three rebounds in 14 minutes against Saint Mary's
- Made a significant impact in NU's win over FDU with eight points, three assists and three boards in 20 minutes off the bench
- Provided a spark with five points, five rebounds and an assist in 17 minutes against Bethune-Cookman
- Sat out the 2023-24 season after spending three seasons at Iowa, helping the Hawkeyes to three-straight NCAA Tournaments
- Started 27 games in 2022-23, averaging 6.1 points, 2.1 assists and 1.6 rebounds per game
- Had a career-high 17 points on 8-of-10 shooting at Michigan State, which was one of five double-figure efforts that season
- Ulis was a two-time East Suburban Catholic Conference (ESCC) Player of the Year and was named to the AP All-State Class 4A First Team as a senior at Marian Catholic
- Averaged 20.3 points, 4.1 rebounds and 2.8 assists per game as a senior and totaled over 1,500 career points to rank second on the school's all-time scoring list
- Led Marian Catholic to its first third-place finish at the Illinois 3A state championship, as well as sectional and super-sectional championships in 2019
- His older brother (Tyler) was a consensus All-American at Kentucky in 2016 and the No. 34 overall pick by the Phoenix Suns in the 2016 NBA Draft

CAREER STATS

				Field Goals		3-Point		F-Throws		Rebounds								Scoring		
SEASON	TEAM	GP-GS	MIN/AVG	FG-FGA	FG%	3FG-3FGA	3FG%	FT-FTA	FT%	OFF	DEF	TOT	AVG	PF-FO	A	TO	BLK	STL	PTS	AVG
2020-21	Iowa	17-0	120/7.0	5-15	.333	0-3	.000	18-20	.900	6	9	15	0.9	8-0	20	6	1	1	28	1.6
2021-22	Iowa	35-0	486/13.9	34-100	.340	4-12	.333	38-48	.792	19	50	69	2.0	41-0	73	32	0	19	110	3.1
2022-23	Iowa	32-27	722/22.6	72-182	.396	22-69	.319	29-41	.707	6	44	50	1.6	42-0	67	35	4	17	195	6.1
2024-25	Nebr	11-0	153/13.9	13-38	.342	3-15	.200	4-11	.364	6	13	19	1.7	15-0	19	7	0	7	33	3.0
TOTAL FOR Nebr		11-0	153/13.9	13-38	.342	3-15	.200	4-11	.364	6	13	19	1.7	15-0	19	7	0	7	33	3.0
TOTAL		95-27	1481/15.6	124-335	.370	29-99	.293	89-120	.742	37	116	153	1.6	106-0	179	80	5	44	366	3.9

MISC. STATS

Category	2024-25	Career*
10+ Points	1	8
20+ Points	0	0
30+ Points	0	0
40+ Points	0	0
Double-Doubles	0	0
10+ Rebounds	0	0
10+ Assists	0	0
Led NU in Scoring	0	0
Led NU in Reb.	0	0
Led NU in Assists	2	2

*-Includes Iowa

SEASON/CAREER HIGHS

Points	
Season:	10, North Florida (12/1/24)
College Career:	17, at Michigan State (1/26/23)
Rebounds	
Season:	5, Bethune-Cookman (11/9/24)
College Career:	7, Iowa State (12/8/22)
Field Goals	
Season:	4, Two times (last, 12/1/24)
College Career:	8, at Michigan State (1/26/23)
3-Point Field Goals	
Season:	1, Three times (last, 12/13/24)
College Career:	2, Four times (last, 1/29/23)
Free Throws	
Season:	3, Bethune-Cookman (11/9/24)
College Career:	7, Two times (last, 1/31/22)
Free Throw Attempts	
Season:	4, Bethune-Cookman (11/9/24)
College Career:	8, Two times (last, 1/31/22)
Assists	
Season:	3, Three times (last, 12/7/24)
College Career:	8, Western Michigan (11/22/21)
Steals	
Season:	2, North Florida (12/1/24)
College Career:	3, Illinois (12/6/21)
Blocks	
Season:	None
College Career:	1, Five times (last, 2/12/23)
Minutes Played	
Season:	22:01, North Florida (12/1/24)
College Career:	35:46, Iowa State (12/8/22)

2024-25 GAME BY GAME

Opponent	Date	GS	MIN	Total		3-Pointers		Free throws		Rebounds				PF	A	TO	BLK	STL	PTS	AVG
				FG-FGA	PCT	3FG-3FGA	PCT	FT-FTA	PCT	OFF	DEF	TOT	AVG							
UTRGV	11/04/2024		10:35	0-1	.000	0-1	.000	0-0	.000	1	1	2	2.0	1	2	0	0	1	0	0.0
Bethune-Cookman	11/09/2024		16:41	1-5	.200	0-3	.000	3-4	.750	3	2	5	3.5	2	1	0	0	0	5	2.5
FDU	11/13/2024		19:38	4-5	.800	0-1	.000	0-1	.000	0	3	3	3.3	3	3	1	0	1	8	4.3
vs Saint Mary's (CA)	11/17/2024		14:17	0-5	.000	0-1	.000	0-0	.000	1	2	3	3.3	2	2	1	0	0	0	3.3
at Creighton	11/22/2024		11:08	1-3	.333	0-1	.000	0-1	.000	0	0	0	2.6	1	0	1	0	1	2	3.0
South Dakota	11/27/2024		11:24	1-4	.250	1-2	.500	0-1	.000	1	1	2	2.5	0	1	2	0	1	3	3.0
North Florida	12/01/2024		22:01	4-7	.571	1-2	.500	1-2	.500	0	1	1	2.3	1	3	0	0	2	10	4.0
at Michigan St.	12/07/2024		13:49	0-3	.000	0-2	.000	0-0	.000	0	1	1	2.1	3	3	0	0	0	0	3.5
Indiana	12/13/2024		16:41	1-4	.250	1-2	.500	0-2	.000	0	2	2	2.1	1	2	1	0	1	3	3.4
UCLA	01/04/2025		09:19	1-1	1.000	0-0	.000	0-0	.000	0	0	0	1.9	1	1	0	0	0	2	3.3
at Iowa	01/07/2025		07:23	0-0	.000	0-0	.000	0-0	.000	0	0	0	1.7	0	1	1	0	0	0	3.0
Totals			0 152:56	13-38	.342	3-15	.200	4-11	.364	6	13	19	1.7	15	19	7	0	7	33	3.0

Player Averages

Games Played	Minutes/ game	Points/ game	FG Pct	3FG Pct	FT Pct	Rebounds/ game	Assists/ game	Turnovers/ game	Assist/Turnover ratio	Steals/ game	Blocks/ game
11	13.9	3.0	34.2	20.0	36.4	1.7	1.7	0.6	2.7	0.6	0.0



2024-25 HONORS

- Diamond Head Classic MVP
- Diamond Head Classic All-Tournament Team
- Lute Olson National Player of the Week (12/30/24)
- USBWA National Player of the Week (12/16/24; 12/30/24)
- NCAA.com Player of the Week (12/30/24)
- Big Ten Player of the Week (12/16/24)

MISC. STATS

Category	2024-25	Career*
10+ Points	14	78
20+ Points	7	23
30+ Points	2	5
40+ Points	0	0
Double-Doubles	0	5
10+ Rebounds	0	6
10+ Assists	0	0
Led NU in Scoring	8	14
Led NU in Reb.	2	10
Led NU in Assists	5	17

*-Includes Charlotte

SEASON/CAREER HIGHS

Points	
Season:	32, at Hawai'i (12/23/24)
College Career:	32, Two times (last, 12/23/24)
Rebounds	
Season:	7, Two times (last, 12/30/24)
College Career:	13, Rice (2/25/23)
Field Goals	
Season:	10, Three times (last, 1/7/25)
College Career:	12, UAB (3/4/23)
3-Point Field Goals	
Season:	4, Three times (last, 1/7/25)
College Career:	4, Six times (last, 1/7/25)
Free Throws	
Season:	11, Two times (last, 1/4/25)
College Career:	11, Three times (last, 1/4/25)
Free Throw Attempts	
Season:	12, UCLA (1/5/25)
College Career:	14, Louisiana Tech (12/31/22)
Assists	
Season:	6, North Florida (12/1/24)
College Career:	9, Purdue (1/9/24)
Steals	
Season:	3, South Dakota (11/27/24)
College Career:	4, Indiana (1/3/24)
Blocks	
Season:	1, Three times (last, 12/22/24)
College Career:	3, Two times (last, 3/20/23)
Minutes Played	
Season:	38:31, at Iowa (1/7/25)
College Career:	45:37, UAB (3/4/23)

BRICE WILLIAMS

SENIOR • GUARD • 6-7 • 214 • HUNTERVILLE, N.C. • CHARLOTTE

- Two-time National Player of the Week who averages 19.4 points, 3.6 rebounds and 2.4 assists per game
- Three-level scorer who is a career 40 percent shooter from 3-point range and has the ability to guard multiple positions
- Led NU with 28 points, including a buzzer-beating 3-pointer to send the game to OT, and four rebounds at Iowa
- Helped NU to a win over No. 15 UCLA with 16 points, including 11-of-12 from the line, and six rebounds
- Named MVP of the Diamond Head Classic, as he had 25 points, seven rebounds, four assists and two steals vs. Oregon State
- Matched his career high in both points (32) and 3-pointers (four) and added three assists in the win at Hawai'i, finished with 21 second-half points
- Posted his first 30-point game as a Husker, going 10-of-15 from the field and adding six rebounds and five boards in the win over Indiana as he was named one of five USBWA National Players of the Week and Big Ten Player of the Week
- Had 17 points and a season-high six assists in the win over North Florida
- Finished with 21 points, including four 3-pointers, and also enjoyed season highs in assists (four) and steals (three) vs. South Dakota
- Tied for team-high honors in the win over No. 14 Creighton with 16 points, including 8-of-8 from the foul line
- Finished with 28 points on 8-of-11 shooting from the floor and 11-of-11 from the line vs. Saint Mary's
- Opened the season with a 27-point effort against UTRGV, including 10-of-11 from the line, as he had 19 first-half points
- Averaged 13.7 points, 5.5 rebounds and 2.5 assists per game in 2023-24, as he started all 34 contests
- Averaged 23.3 ppg on 50 percent shooting, including 47 percent from 3-point range, in Nebraska's three postseason games
- Was in double figures a team-high 25 times, including a season-high 25-point effort in the win over Oregon State
- Returned from a knee injury to earn second-team All-Conference USA honors in 2022-23, averaging 13.8 points and 5.8 rebounds per game while shooting almost 40 percent from 3-point range
- MVP of the 2023 College Basketball Invitational, averaging 16.3 points, 7.8 rebounds and 3.0 assists per game and a pair of double-doubles
- Graduated from Charlotte with a degree in mass communications in July of 2023 and is in NU's graduate program
- His late father (Henry) is Charlotte's all-time leading scorer with 2,383 points and was a second-round pick of the San Antonio Spurs in 1992 before playing in Europe for a decade

CAREER STATS

				Field Goals		3-Point		F-Throws		Rebounds								Scoring		
SEASON	TEAM	GP-GS	MIN/AVG	FG-FGA	FG%	3FG-3FGA	3FG%	FT-FTA	FT%	OFF	DEF	TOT	AVG	PF-FO	A	TO	BLK	STL	PTS	AVG
2019-20	CLT	27-0	244/9.0	23-62	.371	9-30	.300	8-12	.667	5	35	40	1.5	18-0	4	11	7	6	63	2.3
2020-21	CLT	25-14	738/29.5	86-182	.473	31-72	.431	40-57	.702	20	79	99	4.0	54-0	25	27	11	19	243	9.7
2022-23	CLT	36-13	976/27.1	170-355	.479	58-146	.397	97-115	.843	28	162	190	5.3	48-1	43	46	13	20	495	13.8
2023-24	Nebr	34-34	1011/29.7	143-322	.444	50-129	.388	119-141	.844	30	156	186	5.5	87-3	84	61	21	37	455	13.4
2024-25	Nebr	15-15	461/30.8	88-179	.492	25-61	.410	90-99	.909	6	48	54	3.6	27-0	36	36	3	18	291	19.4
TOTAL FOR Nebr		49-49	1472/30.0	231-501	.461	75-190	.395	209-240	.871	36	204	240	4.9	114-3	120	97	24	55	746	15.2
TOTAL		137-76	3431/25.0	510-1100	.464	173-438	.395	354-424	.835	89	480	569	4.2	234-4	192	181	55	100	1547	11.3

2024-25 GAME BY GAME

Opponent	Date	GS	MIN	Total		3-Pointers		Free throws		Rebounds				PF	A	TO	BLK	STL	PTS	AVG	
				FG-FGA	PCT	3FG-3FGA	PCT	FT-FTA	PCT	OFF	DEF	TOT	AVG								
UTRGV	11/04/2024	*	27:47	8-18	.444	1-6	.167	10-11	.909	1	4	5	5.0	0	0	2	0	0	27	27.0	
Bethune-Cookman	11/09/2024	*	25:54	2-6	.333	2-4	.500	4-5	.800	1	2	3	4.0	3	2	6	0	1	10	18.5	
FDU	11/13/2024	*	26:09	2-9	.222	0-2	.000	6-7	.857	3	3	6	4.7	2	1	0	1	1	10	15.7	
vs Saint Mary's (CA)	11/17/2024	*	26:43	8-12	.667	1-2	.500	11-11	1.000	0	3	3	4.3	4	1	2	1	0	28	18.8	
at Creighton	11/22/2024	*	31:25	4-12	.333	0-1	.000	8-8	1.000	0	2	2	3.8	1	0	1	0	1	16	18.2	
South Dakota	11/27/2024	*	27:14	7-11	.636	4-6	.667	3-4	.750	0	0	0	3.2	4	4	2	0	3	21	18.7	
North Florida	12/01/2024	*	31:01	6-11	.545	2-5	.400	3-3	1.000	0	1	1	2.9	1	6	1	0	0	17	18.4	
at Michigan St.	12/07/2024	*	33:36	3-7	.429	1-3	.333	4-4	1.000	0	0	0	2.5	1	0	2	0	1	11	17.5	
Indiana	12/13/2024	*	34:25	10-15	.667	2-3	.667	8-11	.727	0	6	6	2.9	1	5	2	0	1	30	18.9	
vs Murray St.	12/22/2024	*	29:31	4-10	.400	1-3	.333	0-0	.000	0	2	2	2.8	2	2	2	1	2	9	17.9	
at Hawaii	12/23/2024	*	33:33	10-18	.556	4-5	.800	8-8	1.000	0	2	2	2.7	1	3	2	0	2	32	19.2	
vs Oregon St.	12/25/2024	*	32:29	9-13	.692	1-4	.250	6-6	1.000	0	7	7	3.1	1	4	3	0	2	25	19.7	
Southern U.	12/30/2024	*	29:45	3-5	.600	1-3	.333	4-5	.800	1	6	7	3.4	2	4	5	0	1	11	19.0	
UCLA	01/04/2025	*	33:24	2-12	.167	1-5	.200	11-12	.917	0	6	6	3.6	1	2	3	0	1	16	18.8	
at Iowa	01/07/2025	*	38:31	10-20	.500	4-9	.444	4-4	1.000	0	4	4	3.6	3	2	3	0	2	28	19.4	
Totals			15	461:27	88-179	.492	25-61	.410	90-99	.909	6	48	54	3.6	27	36	36	3	18	291	19.4

Player Averages

Games Played	Minutes/game	Points/game	FG Pct	3FG Pct	FT Pct	Rebounds/game	Assists/game	Turnovers/game	Assist/Turnover ratio	Steals/game	Blocks/game
15	30.8	19.4	49.2	41.0	90.9	3.6	2.4	2.4	1.0	1.2	0.2



2024-25 HONORS

MISC. STATS

Category	2024-25	Career*
10+ Points	8	44
20+ Points	1	4
30+ Points	0	0
40+ Points	0	0
Double-Doubles	1	9
10+ Rebounds	1	11
10+ Assists	0	0
Led NU in Scoring	3	10
Led NU in Reb.	2	12
Led NU in Assists	2	2

*Includes Alabama

SEASON/CAREER HIGHS

Points		
Season:	21, at Hawai'i (12/23/24)	
College Career:	22, Minnesota (2/25/24)	
Rebounds		
Season:	13, at Iowa (1/7/25)	
College Career:	18, at Kansas State (12/17/23)	
Field Goals		
Season:	8, at Hawai'i (12/23/24)	
College Career:	8, Three times (last, 12/23/24)	
3-Point Field Goals		
Season:	3, Three Times (last, 1/4/25)	
College Career:	4, Minnesota (2/25/24)	
Free Throws		
Season:	7, Two times (last, 12/25/24)	
College Career:	Same	
Free Throw Attempts		
Season:	10 vs. Oregon State (12/25/24)	
College Career:	Same	
Assists		
Season:	5, FDU (11/13/24)	
College Career:	Same	
Steals		
Season:	5, Bethune-Cookman (11/9/24)	
College Career:	Same	
Blocks		
Season:	2, Three times (last, 12/23/24)	
College Career:	4, South Carolina State (12/29/23)	
Minutes Played		
Season:	36:17, at Iowa (1/7/25)	
College Career:	36:27, Iowa (12/29/22)	

JUWAN GARY

SENIOR • GUARD/FORWARD • 6-6 • 226 • COLUMBIA, S.C. • ALABAMA

- Third-year starter who can play the frontcourt or on the wing and is one of the best defenders in the Big Ten
- Has started all 15 games, averaging 11.7 points, 4.5 rebounds and 1.3 steals per game
- Collected his first double-double of the season at Iowa with 13 points and 13 rebounds, including eight offensive boards
- Had 10 points, four rebounds, two steals and a blocked shot in the win over No. 15 UCLA
- Totaled 14 points and two steals in the win over Oregon State in the Diamond Head Classic title game
- Scored a season-high 21-point effort at Hawai'i, going 8-of-10 from the field, including 3-of-4 from 3-point range
- Had nine points, three boards and an assist vs. Murray State, finishing with a +21 in 23 minutes
- Totaled 14 points, including a pair of 3-pointers, and five rebounds in the win over Indiana
- Was solid in the win over North Florida with 18 points, five rebounds and two blocked shots in 23 minutes
- Played just two minutes against South Dakota because of an injury
- Sparked NU's effort against No. 14 Creighton with 16 points, seven rebounds and a pair of steals while limiting Creighton to 32 percent shooting
- Led NU with 19 points and a career-high five assists in the win over FDU, including a 7-of-8 effort from the foul line
- Nearly posted a double-double with 11 points, nine rebounds and a career-high five steals in the win over Bethune-Cookman
- Started 20 games in 2023-24 and averaged 11.6 points and 6.1 rebounds per game while leading NU in steals and blocks per game
- Reached double figures 16 times in 2023-24, including three 20-point games, and had five double-doubles
- Posted a career high with 22 points, including 4-of-7 from 3-point range, along with eight boards in the win over Minnesota
- Starting forward who played in 17 games before suffering a season-ending left shoulder injury on Jan. 10, 2023
- Played in 29 games at Alabama in 2021-22, averaging 6.5 points per game on 51 percent shooting and 3.4 rebounds per game
- Helped Alabama to an SEC title and an NCAA Sweet 16 berth in 2020-21, playing in 30 games, including two starts, as Alabama went 26-7
- Suffered a torn right ACL in October of 2019 and missed the entire season
- Ranked No. 64 overall by ESPN and was No. 82 in the RSCI Composite after averaging 25 points, seven rebounds and two blocks per game for Liberty Heights Charter School

CAREER STATS

				Field Goals		3-Point		F-Throws		Rebounds								Scoring		
SEASON	TEAM	GP-GS	MIN/AVG	FG-FGA	FG%	3FG-3FGA	3FG%	FT-FTA	FT%	OFF	DEF	TOT	AVG	PF-FO	A	TO	BLK	STL	PTS	AVG
2020-21	UA	30-2	284/9.5	48-89	.539	1-9	.111	18-34	.529	40	45	85	2.8	40-1	5	13	12	14	115	3.8
2021-22	UA	29-16	450/15.5	73-142	.514	9-41	.220	33-54	.611	49	50	99	3.4	61-1	9	18	16	17	188	6.5
2022-23	Nebr	17-17	502/29.6	64-147	.435	15-57	.263	18-29	.621	35	75	110	6.5	32-0	14	15	9	24	161	9.5
2023-24	Nebr	28-20	757/27.0	122-245	.498	26-85	.306	55-81	.679	62	108	170	6.1	61-2	35	20	21	31	325	11.6
2024-25	Nebr	15-15	401/26.7	58-141	.411	17-51	.333	42-56	.750	21	46	67	4.5	33-0	15	18	9	20	175	11.7
TOTAL FOR Nebr		60-52	1660/27.7	244-533	.458	58-193	.301	115-166	.693	118	229	347	5.8	126-2	64	53	39	75	661	11.0
TOTAL		119-70	2394/20.1	365-764	.478	68-243	.280	166-254	.654	207	324	531	4.5	227-4	78	84	67	106	964	8.1

2024-25 GAME BY GAME

Opponent	Date	GS	MIN	Total		3-Pointers		Free throws		Rebounds				PF	A	TO	BLK	STL	PTS	AVG	
				FG-FGA	PCT	3FG-3FGA	PCT	FT-FTA	PCT	OFF	DEF	TOT	AVG								
UTRGV	11/04/2024	*	25:22	2-8	.250	1-4	.250	4-4	1.000	2	2	4	4.0	2	0	2	0	1	9	9.0	
Bethune-Cookman	11/09/2024	*	31:19	4-10	.400	0-1	.000	3-4	.750	2	7	9	6.5	0	1	1	0	5	11	10.0	
FDU	11/13/2024	*	29:37	5-9	.556	2-5	.400	7-8	.875	0	2	2	5.0	0	5	1	2	2	19	13.0	
vs Saint Mary's (CA)	11/17/2024	*	26:58	1-5	.200	0-2	.000	1-2	.500	2	2	4	4.8	3	2	2	0	2	3	10.5	
at Creighton	11/22/2024	*	33:43	6-13	.462	2-5	.400	2-2	1.000	2	5	7	5.2	3	1	0	0	2	16	11.6	
South Dakota	11/27/2024	*	02:22	0-1	.000	0-1	.000	0-0	.000	0	1	1	4.5	0	0	0	0	0	0	9.7	
North Florida	12/01/2024	*	23:14	7-12	.583	1-4	.250	3-4	.750	1	4	5	4.6	1	0	0	2	0	18	10.9	
at Michigan St.	12/07/2024	*	28:46	4-11	.364	1-5	.200	0-2	.000	0	3	3	4.4	1	0	3	0	0	9	10.6	
Indiana	12/13/2024	*	31:50	5-10	.500	2-4	.500	2-3	.667	1	4	5	4.4	4	1	2	0	0	14	11.0	
vs Murray St.	12/22/2024	*	22:45	2-8	.250	0-0	.000	5-5	1.000	0	3	3	4.3	4	1	0	1	0	9	10.8	
at Hawaii	12/23/2024	*	31:01	8-10	.800	3-4	.750	2-2	1.000	1	3	4	4.3	4	0	3	2	1	21	11.7	
vs Oregon St.	12/25/2024	*	26:24	3-8	.375	1-4	.250	7-10	.700	1	0	1	4.0	2	0	1	0	2	14	11.9	
Southern U.	12/30/2024	*	22:51	3-8	.375	1-4	.250	2-4	.500	0	2	2	3.8	3	3	0	0	1	9	11.7	
UCLA	01/04/2025	*	28:04	3-7	.429	3-5	.600	1-2	.500	1	3	4	3.9	2	0	1	1	2	10	11.6	
at Iowa	01/07/2025	*	36:17	5-21	.238	0-3	.000	3-4	.750	8	5	13	4.5	4	1	2	1	2	13	11.7	
Totals			15	400:34	58-141	.411	17-51	.333	42-56	.750	21	46	67	4.5	33	15	18	9	20	175	11.7

Player Averages

Games Played	Minutes/game	Points/game	FG Pct	3FG Pct	FT Pct	Rebounds/game	Assists/game	Turnovers/game	Assist/Turnover ratio	Steals/game	Blocks/game
15	26.7	11.7	41.1	33.3	75.0	4.5	1.0	1.2	0.8	1.3	0.6



BRADEN FRAGER

FRESHMAN • FORWARD • 6-7 • 220 • LINCOLN, NEB. • SOUTHWEST HIGH SCHOOL

- True freshman who was a three-year performer at Lincoln Southwest High School before reclassifying to the class of 2024
- Three-star recruit by On3, 247Sports and Rivals, Frager was ranked among the top-200 players in the country before he reclassified
- Two-time honorable-mention all-state performer by the Lincoln Journal Star who averaged 18.3 ppg, 7.0 rpg, 1.2 apg and 1.2 spg in 2023-24
- Totaled 20+ points in six of his final eight games, including a school-record 39-point performance at Kearney
- Played for the ETG Midwest AAU program for Coach Ryan Reeder, averaging 15.0 ppg during his final season of AAU basketball
- Selected Nebraska over Creighton and Iowa State

2024-25 HONORS

CAREER STATS

MISC. STATS

Category	2024-25	Career*
10+ Points	0	0
20+ Points	0	0
30+ Points	0	0
40+ Points	0	0
Double-Doubles	0	0
10+ Rebounds	0	0
10+ Assists	0	0
Led NU in Scoring	0	0
Led NU in Reb.	0	0
Led NU in Assists	0	0

2024-25 GAME BY GAME

SEASON/CAREER HIGHS

Points

Season:

College Career:

Rebounds

Season:

College Career:

Field Goals

Season:

College Career:

3-Point Field Goals

Season:

College Career:

Free Throws

Season:

College Career:

Free Throw Attempts

Season:

College Career:

Assists

Season:

College Career:

Steals

Season:

College Career:

Blocks

Season:

College Career:

Minutes Played

Season:

College Career:



2024-25 HONORS

JEFFREY GRACE III

JUNIOR • GUARD • 6-3 • 200 • ELMHURST, ILL. • ARIZONA STATE

- A two-year letterwinner who walked on to the program after beginning his career at Arizona State
- Has appeared in six games, totaling five points and three rebounds in seven minutes
- Had a basket and a rebound in two minutes vs. North Florida
- Grabbed a rebound in limited time against South Dakota
- Made his 2024-25 debut against FDU, hitting a 3-point play and grabbing an offensive board in 1:40 of action
- Played in 16 games in 2023-24, including all three of NU's postseason games, and had six points and three rebounds in 23 minutes
- Played in 11 games as a redshirt freshman, totaling four points and three rebounds
- Was an Academic All-Big Ten pick and Big Ten Distinguished Scholar in 2023-24 (3.70 GPA for the year)
- Was one of 20 Husker student-athletes across sports to attend No Filter Life Skills trip to Ecuador in August of 2024
- A two-time West Suburban Conference selection at York (Ill.) High School, averaging 11.0 ppg, 5.0 rpg and 3.0 apg during his senior season
- Played his AAU basketball with Breakaway Basketball, where he was a club teammate of Sam Hoiberg for several years

MISC. STATS

Category	2024-25	Career
10+ Points	0	0
20+ Points	0	0
30+ Points	0	0
40+ Points	0	0
Double-Doubles	0	0
10+ Rebounds	0	0
10+ Assists	0	0
Led NU in Scoring	0	0
Led NU in Reb.	0	0
Led NU in Assists	0	0

SEASON/CAREER HIGHS

Points		
Season:	3, FDU (11/13/24)	
College Career:	Same	
Rebounds		
Season:	1, Three times (last, 12/1/24)	
College Career:	1, Nine times (last, 12/1/24)	
Field Goals		
Season:	1, Two times (last, 12/1/24)	
College Career:	1, Five times (last, 12/1/24)	
3-Point Field Goals		
Season:		
College Career:	None	
Free Throws		
Season:	1, FDU (11/13/24)	
College Career:	2, Two times (last, 12/29/23)	
Free Throw Attempts		
Season:	1, FDU (11/13/24)	
College Career:	2, Four times (last, 3/10/24)	
Assists		
Season:		
College Career:	1, Three times (last, 11/6/23)	
Steals		
Season:		
College Career:	1 at Maryland (1/28/23)	
Blocks		
Season:		
College Career:	None	
Minutes Played		
Season:	2:03, North Florida (12/1/24)	
College Career:	4:00, Lindenwood (11/6/23)	

CAREER STATS

				Field Goals		3-Point		F-Throws		Rebounds								Scoring		
SEASON	TEAM	GP-GS	MIN/AVG	FG-FGA	FG%	3FG-3FGA	3FG%	FT-FTA	FT%	OFF	DEF	TOT	AVG	PF-FO	A	TO	BLK	STL	PTS	AVG
2022-23	Nebr	11-0	12/1.1	1-2	.500	0-1	.000	2-4	.500	2	1	3	0.3	0-0	1	2	0	1	4	0.4
2023-24	Nebr	16-0	23/1.4	2-4	.500	0-1	.000	2-5	.400	2	1	3	0.2	2-0	2	1	0	0	6	0.4
2024-25	Nebr	6-0	7/1.2	2-4	.500	0-0	.000	1-1	1.000	2	1	3	0.5	1-0	0	0	0	0	5	0.8
TOTAL		33-0	41/1.3	5-10	.500	0-2	.000	5-10	.500	6	3	9	0.3	3-0	3	3	0	1	15	0.5

2024-25 GAME BY GAME

Opponent	Date	GS	MIN	Total		3-Pointers		Free throws		Rebounds				PF A TO BLK STL PTS AVG							
				FG-FGA	PCT	3FG-3FGA	PCT	FT-FTA	PCT	OFF	DEF	TOT	AVG	PF	A	TO	BLK	STL	PTS	AVG	
FDU	11/13/2024		01:40	1-2	.500	0-0	.000	1-1	1.000	1	0	1	1.0	0	0	0	0	0	3	3.0	
South Dakota	11/27/2024		00:56	0-0	.000	0-0	.000	0-0	.000	1	0	1	1.0	0	0	0	0	0	0	1.5	
North Florida	12/01/2024		02:03	1-2	.500	0-0	.000	0-0	.000	0	1	1	1.0	0	0	0	0	0	2	1.7	
vs Oregon St.	12/25/2024		00:09	0-0	.000	0-0	.000	0-0	.000	0	0	0	0.8	0	0	0	0	0	0	1.3	
Southern U.	12/30/2024		02:00	0-0	.000	0-0	.000	0-0	.000	0	0	0	0.6	0	0	0	0	0	0	1.0	
at Iowa	01/07/2025		00:12	0-0	.000	0-0	.000	0-0	.000	0	0	0	0.5	1	0	0	0	0	0	0.8	
Totals		0	07:01	2-4	.500	0-0	.000	1-1	1.000	2	1	3	0.5	1	0	0	0	0	5	0.8	

Player Averages

Games Played	Minutes/ game	Points/ game	FG Pct	3FG Pct	FT Pct	Rebounds/ game	Assists/ game	Turnovers/ game	Assist/Turnover ratio	Steals/ game	Blocks/ game
6	1.2	0.8	50.0	0.0	100.0	0.5	0.0	0.0	0.0	0.0	0.0



2024-25 HONORS

- Diamond Head Classic All-Tournament Team

MISC. STATS

Category	2024-25	Career*
10+ Points	4	6
20+ Points	0	0
30+ Points	0	0
40+ Points	0	0
Double-Doubles	0	0
10+ Rebounds	0	0
10+ Assists	0	0
Led NU in Scoring	0	0
Led NU in Reb.	5	5
Led NU in Assists	0	0

SEASON/CAREER HIGHS

Points		
Season:	16, vs. Oregon State (12/25/24)	
College Career:	Same	
Rebounds		
Season:	9, Four times (last, 12/30/24)	
College Career:	Same	
Field Goals		
Season:	6, vs. Oregon State (12/25/24)	
College Career:	Same	
3-Point Field Goals		
Season:	3, vs. Oregon State (12/25/24)	
College Career:	Same	
Free Throws		
Season:	5, vs. Saint Mary's (11/17/24)	
College Career:	5, Two times (last, 11/17/24)	
Free Throw Attempts		
Season:	6, vs. Saint Mary's (11/17/24)	
College Career:	9, Chaminade (11/21/23)	
Assists		
Season:	3, Three times (last, 12/13/24)	
College Career:	3, Two times (last, 11/13/24)	
Steals		
Season:	3, Two times (last, 12/23/24)	
College Career:	Same	
Blocks		
Season:	3, vs. Saint Mary's (11/17/24)	
College Career:	Same	
Minutes Played		
Season:	29:47, vs. Oregon State (12/25/24)	
College Career:	32:21, Washington (1/14/24)	

BERKE BÜYÜKTUNCEL

SOPHOMORE • FORWARD • 6-10 • 240 • BURSA, TÜRKİYE • UCLA

- UCLA transfer who can play a number of spots in the frontcourt with his skillset and playmaking ability,
- Averages 7.6 points and 6.5 rebounds per game while shooting 48 percent from the field
- Totalled eight points, three boards, two blocks and two steals in the overtime loss at Iowa
- Matched his career high with nine rebounds in the win over No. 15 UCLA
- Tied his career high with nine rebounds and had six points and two boards in 30 minutes vs. Southern
- Earned a spot on the Diamond Head Classic All-Tournament team with a career-high 16 points on 6-of-8 shooting, including 3-of-4 from 3-point range, vs. Oregon State
- Matched career highs in both rebounds (nine) and steals (three) in 28 minutes against Hawai'i
- Finished with six points and a season-high nine rebounds in the win over Murray State
- Nearly recorded a double-double at No. 14 Creighton with 12 points and nine boards, along with two assists and two steals in NU's 74-63 win
- Recorded a career-high 15 points on 5-of-7 shooting from the field while adding personal bests in blocks (three) and steals (three) vs. Saint Mary's
- Was the first Husker to have at least 15 points, three blocks and three steals in a game since Aleks Maric in 2007
- Enjoyed one of the best games of his career against FDU with 12 points and tied career highs in both rebounds (seven) and assists (three)
- Played in 26 games, including eight starts, at UCLA in 2023-24, averaging 4.9 ppg and 2.7 rpg with two double-figure games
- Rated the No. 36 player in the class of 2023 by 24/7 Sports, while he was rated by ESPN.com as the No. 2 international player to enter college basketball in 2023-24
- Made his Turkish senior national team debut at age 18 at the 2023 World Cup qualifier and has played at several levels for the national program
- Played for Türkiye at the U20 European Championships, averaging 12.0 points and a team-high 7.7 rebounds while shooting 51 percent from the field and 54 percent from 3-point range
- Led Türkiye to a third-place finish at the FIBA U19 World Cup, including an 84-70 win over the United States in the third-place game and was named to the "All-Star Five" at the event, as he averaged 11.4 points, 8.3 rebounds and 3.7 assists per game in seven games

CAREER STATS

BUYUKTUNCEL, Berke

		Field Goals				3-Point		F-Throws		Rebounds				Scoring							
SEASON	TEAM	GP-GS	MIN/AVG	FG-FGA	FG%	3FG-3FGA	3FG%	FT-FTA	FT%	OFF	DEF	TOT	AVG	PF-FO	A	TO	BLK	STL	PTS	AVG	
2023-24	UCLA	26-8	425/16.3	40-104	.385	11-37	.297	27-43	.628	24	41	65	2.5	58-1	11	22	9	4	118	4.5	
2024-25	Nebr	14-13	326/23.3	39-81	.481	10-32	.313	19-27	.704	26	65	91	6.5	31-0	20	22	12	16	107	7.6	
TOTAL FOR Nebr		14-13	326/23.3	39-81	.481	10-32	.313	19-27	.704	26	65	91	6.5	31-0	20	22	12	16	107	7.6	
TOTAL		40-21	751/18.8	79-185	.427	21-69	.304	46-70	.657	50	106	156	3.9	89-1	31	44	21	20	225	5.6	

2024-25 GAME BY GAME

Opponent	Date	GS	MIN	Total		3-Pointers		Free throws		Rebounds				PF	A	TO	BLK	STL	PTS	AVG	
				FG-FGA	PCT	3FG-3FGA	PCT	FT-FTA	PCT	OFF	DEF	TOT	AVG								
UTRGV	11/04/2024	*	26:35	3-4	.750	0-0	.000	0-0	.000	1	5	6	6.0	3	2	1	0	2	6	6.0	
Bethune-Cookman	11/09/2024	*	25:31	2-6	.333	0-3	.000	2-2	1.000	2	5	7	6.5	0	0	1	2	0	6	6.0	
FDU	11/13/2024	*	25:16	4-6	.667	1-3	.333	3-4	.750	3	4	7	6.7	3	3	1	1	0	12	8.0	
vs Saint Mary's (CA)	11/17/2024	*	26:17	5-7	.714	0-1	.000	5-6	.833	3	2	5	6.3	3	1	0	3	3	15	9.8	
at Creighton	11/22/2024	*	22:26	4-7	.571	1-3	.333	3-4	.750	1	8	9	6.8	4	2	2	0	2	12	10.2	
South Dakota	11/27/2024	*	12:29	2-3	.667	0-1	.000	2-2	1.000	3	3	6	6.7	0	3	3	0	1	6	9.5	
at Michigan St.	12/07/2024	*	13:45	1-4	.250	1-2	.500	0-0	.000	1	0	1	5.9	3	0	2	0	2	3	8.6	
Indiana	12/13/2024	*	20:04	2-3	.667	1-1	1.000	0-0	.000	0	5	5	5.8	3	3	2	0	0	5	8.1	
vs Murray St.	12/22/2024	*	25:31	3-6	.500	0-2	.000	0-0	.000	2	7	9	6.1	2	0	1	1	1	6	7.9	
at Hawaii	12/23/2024	*	27:42	1-7	.143	0-3	.000	0-1	.000	4	5	9	6.4	2	1	1	1	3	2	7.3	
vs Oregon St.	12/25/2024	*	29:47	6-8	.750	3-4	.750	1-1	1.000	1	5	6	6.4	2	2	3	0	0	16	8.1	
Southern U.	12/30/2024	*	29:39	2-7	.286	1-5	.200	1-2	.500	1	8	9	6.6	1	1	1	2	0	6	7.9	
UCLA	01/04/2025	*	22:30	1-8	.125	1-3	.333	1-2	.500	3	6	9	6.8	4	0	3	0	0	4	7.6	
at Iowa	01/07/2025	*	18:43	3-5	.600	1-1	1.000	1-3	.333	1	2	3	6.5	1	2	1	2	2	8	7.6	
Totals			13	326:15	39-81	.481	10-32	.313	19-27	.704	26	65	91	6.5	31	20	22	12	16	107	7.6

Player Averages

Games Played	Minutes/game	Points/game	FG Pct	3FG Pct	FT Pct	Rebounds/game	Assists/game	Turnovers/game	Assist/Turnover ratio	Steals/game	Blocks/game
14	23.3	7.6	48.1	31.3	70.4	6.5	1.4	1.6	0.9	1.1	0.9



2024-25 HONORS

GAVIN GRIFFITHS

SOPHOMORE • GUARD • 6-7 • 193 • SIMSBURY, CONN. • RUTGERS

- Rutgers transfer who can play on the wing or in the backcourt, averaging 3.0 points and 2.3 rebounds per game in nine contests
- Saw his first action since Dec. 7 against Southern and had eight points, including 2-of-2 from 3-point range, two boards and a block in four minutes
- Had a steal and an assist in six minutes at Michigan State
- Grabbed four rebounds and had two assists and two steals in 18 minutes against North Florida
- Had two points and four rebounds in 10 minutes against South Dakota
- Saw extensive action in the win over FDU with eight points, five rebounds and two blocked shots in 23 minutes
- Finished with three points, two boards and three assists in 13 minutes against Bethune-Cookman
- Had four points, three rebounds and a blocked shot in 14 minutes against UTRGV
- Played in all 32 games at Rutgers in 2023-24, averaging 5.8 points and 2.2 rebounds per game while playing just under 18 minutes per contest
- Ranked second on the Scarlet Knights in 3-pointers (31) and third in blocked shots (13), while his 31 3-pointers were third among Big Ten freshmen
- Totaled seven double-figure efforts in 2023-24, including a 25-point effort against Boston University when he went 9-of-15 from the floor
- Was a consensus top-50 recruit in 2023 and was a four-star recruit by all four major recruiting services
- Played at Kingswood-Oxford High School where he averaged 24.6 points and 12 rebounds per game and was chosen as the New England Preparatory School Athletic Council (NEPSAC) Player of the Year in Class B Basketball
- Both parents played college basketball, as his father (Larry) and mother (Karen) played at Hartford

MISC. STATS

Category	2024-25	Career*
10+ Points	0	7
20+ Points	0	1
30+ Points	0	0
40+ Points	0	0
Double-Doubles	0	0
10+ Rebounds	0	0
10+ Assists	0	0
Led NU in Scoring	0	0
Led NU in Reb.	0	0
Led NU in Assists	1	1

*-includes Rutgers

SEASON/CAREER HIGHS

Points	
Season:	8, Two Times (last, 12/30/24)
College Career:	25, vs Boston Univ. (11/10/23)
Rebounds	
Season:	5, FDU (11/13/24)
College Career:	6, at Purdue (2/22/24)
Field Goals	
Season:	3, FDU (11/13/24)
College Career:	9, vs Boston Univ. (11/10/23)
3-Point Field Goals	
Season:	2, Two times (last, 12/30/24)
College Career:	4, at Wisconsin (3/7/24)
Free Throws	
Season:	None
College Career:	4, vs Boston Univ. (11/10/23)
Free Throw Attempts	
Season:	None
College Career:	5, LIU (12/16/23)
Assists	
Season:	3, Bethune-Cookman (11/9/24)
College Career:	3, Three times (last, 11/9/24)
Steals	
Season:	2, North Florida (12/1/24)
College Career:	3, LIU (12/16/23)
Blocks	
Season:	2, FDU (11/13/24)
College Career:	2, Three times (last, 11/13/24)
Minutes Played	
Season:	22:46, FDU (11/13/24)
College Career:	33:23, vs. Maryland (3/13/24)

CAREER STATS

		Field Goals				3-Point		F-Throws		Rebounds				Scoring						
SEASON	TEAM	GP-GS	MIN/AVG	FG-FGA	FG%	3FG-3FGA	3FG%	FT-FTA	FT%	OFF	DEF	TOT	AVG	PF-FO	A	TO	BLK	STL	PTS	AVG
2023-24	RU	32-3	575/18.0	68-210	.324	31-110	.282	18-30	.600	22	49	71	2.2	38-0	20	30	13	10	185	5.8
2024-25	Nebr	9-0	100/11.1	11-30	.367	5-21	.238	0-0	.000	3	18	21	2.3	14-0	8	4	4	4	27	3.0
TOTAL FOR Nebr		9-0	100/11.1	11-30	.367	5-21	.238	0-0	.000	3	18	21	2.3	14-0	8	4	4	4	27	3.0
TOTAL		41-3	674/16.5	79-240	.329	36-131	.275	18-30	.600	25	67	92	2.2	52-0	28	34	17	14	212	5.2

2024-25 GAME BY GAME

Opponent	Date	GS	MIN	Total		3-Pointers		Free throws		Rebounds				PF	A	TO	BLK	STL	PTS	AVG
				FG-FGA	PCT	3FG-3FGA	PCT	FT-FTA	PCT	OFF	DEF	TOT	AVG							
UTRGV	11/04/2024		13:59	2-5	.400	0-3	.000	0-0	.000	1	2	3	3.0	1	0	0	1	0	4	4.0
Bethune-Cookman	11/09/2024		13:12	1-2	.500	1-2	.500	0-0	.000	0	2	2	2.5	3	3	0	0	0	3	3.5
FDU	11/13/2024		22:46	3-7	.429	2-6	.333	0-0	.000	0	5	5	3.3	2	2	1	2	1	8	5.0
vs Saint Mary's (CA)	11/17/2024		07:09	0-1	.000	0-1	.000	0-0	.000	0	0	0	2.5	1	0	0	0	0	0	3.8
at Creighton	11/22/2024		03:52	0-1	.000	0-1	.000	0-0	.000	0	1	1	2.2	0	0	1	0	0	0	3.0
South Dakota	11/27/2024		10:01	1-5	.200	0-2	.000	0-0	.000	1	3	4	2.5	4	0	0	0	0	2	2.8
North Florida	12/01/2024		18:48	1-4	.250	0-2	.000	0-0	.000	1	3	4	2.7	2	2	1	0	2	2	2.7
at Michigan St.	12/07/2024		05:54	0-2	.000	0-2	.000	0-0	.000	0	0	0	2.4	0	1	1	0	1	0	2.4
Southern U.	12/30/2024		03:54	3-3	1.000	2-2	1.000	0-0	.000	0	2	2	2.3	1	0	0	1	0	8	3.0
Totals		0	99:35	11-30	.367	5-21	.238	0-0	.000	3	18	21	2.3	14	8	4	4	4	27	3.0

Player Averages

Games Played	Minutes/game	Points/game	FG Pct	3FG Pct	FT Pct	Rebounds/game	Assists/game	Turnovers/game	Assist/Turnover ratio	Steals/game	Blocks/game
9	11.1	3.0	36.7	23.8	0.0	2.3	0.9	0.4	2.0	0.4	0.4



JUSTIN BOLIS

SOPHOMORE • FORWARD • 6-8 • 225 • LINCOLN, NEB. • SOUTHEAST COMMUNITY COLLEGE

- Lincoln native who walked on to the Husker program
- Spent the 2023-24 season at Southeast Community College, averaging 15.5 ppg and 8.7 rpg while shooting 38 percent from 3-point range
- Totaled 11 double-doubles en route to being named to the Nebraska Community College Athletic All-Conference Team
- Played at Lincoln High School for Coach Dan Noble, as he averaged nine points and six rebounds per game as a senior after missing his junior season with an Achilles tear
- Played AAU basketball with the Lincoln Supreme and Coach Zach Tharanet

2024-25 HONORS

CAREER STATS

MISC. STATS

Category	2024-25	Career
10+ Points	0	0
20+ Points	0	0
30+ Points	0	0
40+ Points	0	0
Double-Doubles	0	0
10+ Rebounds	0	0
10+ Assists	0	0
Led NU in Scoring	0	0
Led NU in Reb.	0	0
Led NU in Assists	0	0

2024-25 GAME BY GAME

SEASON/CAREER HIGHS

Points

Season:

College Career:

Rebounds

Season:

College Career:

Field Goals

Season:

College Career:

3-Point Field Goals

Season:

College Career:

Free Throws

Season:

College Career:

Free Throw Attempts

Season:

College Career:

Assists

Season:

College Career:

Steals

Season:

College Career:

Blocks

Season:

College Career:

Minutes Played

Season:

College Career:



2024-25 HONORS

ANDREW MORGAN

SENIOR • FORWARD • 6-10 • 242 • WASECA, MINN. • NORTH DAKOTA STATE

- North Dakota State transfer who has been an impact player off the bench, averaging 8.1 points and 4.9 rebounds per game
- Reached double figures for the eighth time this year with 12 points on 4-of-5 shooting vs. No. 15 UCLA, including a 5-0 second-half run
- Had 10 points on 4-of-5 shooting and three boards in 15 minutes off the bench against Southern
- Recorded his first career double-double with 12 points on 6-of-7 shooting and a season-high 12 boards vs. Murray State
- Reached double figures for the third straight game with 10 points and five rebounds in 18 minutes in the win over Indiana
- Led Nebraska in scoring (14) and rebounding (seven) in the loss at Michigan State
- Nearly posted a double-double in the win over North Florida with season highs in points (13) and rebounds (nine) in 17 minutes of action
- Finished with eight points and seven rebounds in 18 minutes in the win over South Dakota
- Helped key NU's win over No. 14 Creighton with four boards and three assists while helping to limit Ryan Kalkbrenner without a field goal
- Reached double figures for the second time this year with 10 points, five boards and a blocked shot against Saint Mary's
- Had six points, three boards and a blocked shot against Bethune-Cookman
- Came off the bench and had 10 points and five rebounds in 20 minutes vs. UTRGV
- Totaled 860 points and 402 rebounds in 85 contests for the Bison over three seasons
- Named second-team All-Summit League in 2023-24, averaging 12.9 points per game on 56 percent shooting and 5.0 rebounds
- Ranked among Summit League leaders in scoring (15th), rebounding (16th) and free throw percentage (.703, ninth)
- Posted 22 double-figure efforts, including a season-high 31 points against Kansas City and had two double-doubles
- Helped the Bison reach the title game of the 2023 Summit League Tournament, as he made 30 starts and averaged 10.5 ppg and 5.3 rpg, ranking second on the team in rebounding and third in scoring
- Rated in the top 250 nationally by Prep Hoops as a senior, as he helped Waseca High School to a 23-1 record and a Class 2A state title
- Was a finalist for Mr. Basketball in Minnesota in 2021, as he averaged 22.1 points and 11 rebounds per game

CAREER STATS

				Field Goals		3-Point		F-Throws		Rebounds								Scoring		
SEASON	TEAM	GP-GS	MIN/AVG	FG-FGA	FG%	3FG-3FGA	3FG%	FT-FTA	FT%	OFF	DEF	TOT	AVG	PF-FO	A	TO	BLK	STL	PTS	AVG
2021-22	NDSU	21-0	243/11.6	46-73	.630	3-7	.429	17-28	.607	18	52	70	3.3	30-0	7	19	8	4	112	5.3
2022-23	NDSU	32-30	693/21.7	136-231	.589	2-6	.333	62-113	.549	54	117	171	5.3	63-0	38	70	10	12	336	10.5
2023-24	NDSU	32-29	741/23.2	148-266	.556	12-33	.364	104-148	.703	62	99	161	5.0	76-0	32	65	8	10	412	12.9
2024-25	Nebr	15-0	262/17.5	43-77	.558	3-9	.333	33-49	.673	24	49	73	4.9	29-0	11	17	5	5	122	8.1
TOTAL FOR Nebr		15-0	262/17.5	43-77	.558	3-9	.333	33-49	.673	24	49	73	4.9	29-0	11	17	5	5	122	8.1
TOTAL		100-59	1939/19.4	373-647	.577	20-55	.364	216-338	.639	158	317	475	4.8	198-0	88	171	31	31	982	9.8

MISC. STATS

Category	2024-25	Career*
10+ Points	8	48
20+ Points	0	8
30+ Points	0	1
40+ Points	0	0
Double-Doubles	1	5
10+ Rebounds	0	4
10+ Assists	0	0
Led NU in Scoring	1	1
Led NU in Reb.	4	4
Led NU in Assists	1	1

*-includes North Dakota State

SEASON/CAREER HIGHS

Points	
Season:	14, at Michigan State (12/7/24)
College Career:	31, Kansas City (2/8/24)
Rebounds	
Season:	12, vs. Murray State (12/22/24)
College Career:	14, Crown (11/20/22)
Field Goals	
Season:	6, Two times (last, 12/22/24)
College Career:	11, Two times (last, 2/24/24)
3-Point Field Goals	
Season:	1, Two times (last, 11/27/24)
College Career:	2, Two times (last, 2/24/24)
Free Throws	
Season:	5, Two times (last, 11/27/24)
College Career:	14, Kansas City (2/8/24)
Free Throw Attempts	
Season:	6, Four times (last, 12/1/24)
College Career:	16, Kansas City (2/8/24)
Assists	
Season:	3, at Creighton (11/22/24)
College Career:	4, Two times (last, 1/20/24)
Steals	
Season:	1, Five times (last, 1/4/25)
College Career:	2, Four times (last, 11/11/23)
Blocks	
Season:	1, Five times (last, 12/22/24)
College Career:	3, at North Dakota (12/30/22)
Minutes Played	
Season:	27:59, at Michigan State (12/7/24)
College Career:	36:40, Kansas City (1/21/23)

2024-25 GAME BY GAME

Opponent	Date	GS	MIN	Total		3-Pointers		Free throws		Rebounds				PF		A		TO	BLK	STL	PTS	AVG
				FG-FA	PCT	3FG-3FA	PCT	FT-FTA	PCT	OFF	DEF	TOT	AVG	A	A							
UTRGV	11/04/2024		20:22	3-6	.500	0-0	.000	4-6	.667	2	3	5	5.0	3	0	0	0	0	10	10.0		
Bethune-Cookman	11/09/2024		11:15	2-4	.500	0-0	.000	2-3	.667	0	3	3	4.0	2	0	2	1	0	6	8.0		
FDU	11/13/2024		07:26	1-2	.500	0-0	.000	2-3	.667	1	1	2	3.3	2	0	1	0	0	4	6.7		
vs Saint Mary's (CA)	11/17/2024		15:20	2-5	.400	1-2	.500	5-6	.833	2	3	5	3.8	3	1	2	1	0	10	7.5		
at Creighton	11/22/2024		18:36	1-3	.333	0-1	.000	0-2	.000	2	2	4	3.8	2	3	1	0	1	2	6.4		
South Dakota	11/27/2024		17:53	1-3	.333	1-1	1.000	5-6	.833	4	3	7	4.3	1	2	1	1	0	8	6.7		
North Florida	12/01/2024		17:22	5-11	.455	0-1	.000	3-6	.500	3	6	9	5.0	1	0	0	0	13	7.6			
at Michigan St.	12/07/2024		27:59	6-13	.462	0-1	.000	2-3	.667	1	6	7	5.3	2	1	0	0	1	14	8.4		
Indiana	12/13/2024		17:56	4-5	.800	0-0	.000	2-4	.500	3	2	5	5.2	2	1	1	1	1	10	8.6		
vs Murray St.	12/22/2024		22:55	6-7	.857	0-0	.000	0-0	.000	1	11	12	5.9	1	0	2	1	0	12	8.9		
at Hawaii	12/23/2024		12:01	0-1	.000	0-0	.000	0-0	.000	0	1	1	5.5	3	1	0	0	1	0	8.1		
vs Oregon St.	12/25/2024		16:45	1-2	.500	0-0	.000	1-1	1.000	0	3	3	5.3	2	0	1	0	0	3	7.7		
Southern U.	12/30/2024		14:55	4-5	.800	0-0	.000	2-3	.667	1	2	3	5.1	1	1	1	0	0	10	7.8		
UCLA	01/04/2025		21:01	4-5	.800	0-1	.000	4-4	1.000	2	1	3	4.9	4	1	5	0	1	12	8.1		
at Iowa	01/07/2025		20:27	3-5	.600	1-2	.500	1-2	.500	2	2	4	4.9	0	0	0	0	0	8	8.1		
Totals		0	262:13	43-77	.558	3-9	.333	33-49	.673	24	49	73	4.9	29	11	17	5	5	122	8.1		

Player Averages

Games Played	Minutes/game	Points/game	FG Pct	3FG Pct	FT Pct	Rebounds/game	Assists/game	Turnovers/game	Assist/Turnover ratio	Steals/game	Blocks/game
15	17.5	8.1	55.8	33.3	67.3	4.9	0.7	1.1	0.6	0.3	0.3



2024-25 HONORS

ROLLIE WORSTER

SENIOR • GUARD • 6-5 • 210 • MISSOULA, MONT. • UTAH

- Fifth-year senior who averages 8.4 points, 4.2 rebounds and a team-high 2.7 assists per game while starting all 15 games
- Has the potential to be the first Husker basketball player to ever total 1,000 points, 500 rebounds and 500 assists with a solid 2024-25 season
- Totaled 14 points on 6-of-9 shooting along with four rebounds and two steals at Iowa
- Finished with 11 points and four rebounds vs. No. 15 UCLA, as he went over 1,000 career points
- Tied his season high with six assists and added eight points and four boards in the win over Southern
- Tallied eight points, five caroms and four assists in the Diamond Head Classic title win over Oregon State
- Finished with 11 points and seven rebounds in the win over Murray State
- Led NU in both assists (six) and rebounds (eight) in NU's win over South Dakota
- Reached double figures for the second straight game with 11 points, four rebounds, two assists and two steals in the win over No. 14 Creighton
- Totaled 10 points and three boards vs. Saint Mary's while helping limit WCC Player of the Year Augustas Marciulionis to nine points on 3-of-9 shooting
- Nearly posted a double-double in his Husker debut vs. UTRGV with 18 points, nine rebounds, three assists and four steals
- Started the first 16 games at Utah in 2023-24, averaging 9.9 points, 5.5 assists and 4.9 rebounds per game, as he was third in the Pac 12 in assists per game and first in the conference in assist-to-turnover ratio (2.93-to-1) at the time of his injury
- Had seven double-figure games in 2023-24, including a season-high 17-point effort in a road win at St. Mary's
- Dished out a season-high 10 assists against Southern Utah and nine each against Wake Forest and Bellarmine
- Started all 30 games in 2022-23, averaging 8.6 points, 5.0 assists and 5.2 rebounds per game.
- Was second in the Pac-12 with a 2.61 assist-to-turnover ratio while his 5.1 assists per game in conference play also ranked second in the league
- Began career at Utah State, where he averaged 9.1 ppg, 3.8 rpg and 3.5 apg in helping the Aggies to the 2021 NCAA Tournament
- Was a two-time Montana Gatorade Player of the year at Hellgate High School, where he finished as the school's all-time leading scorer while also ranking in the top three in both assists (second) and rebounds (third)
- Led the school to a share of the Montana State AA title in 2019-20 by averaging 20.7 points, 7.1 rebounds, 4.5 assists and 2.3 steals per game.
- Also earned first-team all-state football honors at safety while totaling 3,400 passing yards and 2,000 rushing yards in his prep career

CAREER STATS

2020-21																				
SEASON	TEAM	GP-GS	MIN/AVG	Field Goals		3-Point		F-Throws		Rebounds								Scoring		
				FG-FGA	FG%	3FG-3FGA	3FG%	FT-FTA	FT%	OFF	DEF	TOT	AVG	PF-FO	A	TO	BLK	STL	PTS	AVG
2020-21	USU	26-25	718/27.6	86-212	.406	23-81	.284	41-51	.804	21	78	99	3.8	58-1	92	64	6	24	236	9.1
2021-22	Utah	31-30	889/28.7	88-218	.404	21-64	.328	37-46	.804	11	129	140	4.5	74-4	96	50	9	27	234	7.5
2022-23	Utah	30-30	962/32.1	97-232	.418	22-79	.278	43-53	.811	12	144	156	5.2	72-3	149	57	6	25	259	8.6
2023-24	Utah	16-16	503/31.4	54-132	.409	8-29	.276	43-61	.705	21	57	78	4.9	36-0	88	30	3	22	159	9.9
2024-25	Nebr	15-15	390/26.0	47-102	.461	6-25	.240	31-47	.660	11	52	63	4.2	21-0	40	23	3	15	131	8.7
TOTAL FOR Nebr		15-15	390/26.0	47-102	.461	6-25	.240	31-47	.660	11	52	63	4.2	21-0	40	23	3	15	131	8.7
TOTAL		118-116	3462/29.3	372-896	.415	80-278	.288	195-258	.756	76	460	536	4.5	261-8	465	224	27	113	1019	8.6

2024-25 GAME BY GAME

Opponent	Date	GS	MIN	Total		3-Pointers		Free throws		Rebounds				PF	A	TO	BLK	STL	PTS	AVG	
				FG-FGA	PCT	3FG-3FGA	PCT	FT-FTA	PCT	OFF	DEF	TOT	AVG								
UTRGV	11/04/2024	*	29:25	6-7	.857	1-1	1.000	5-9	.556	2	7	9	9.0	1	3	3	1	4	18	18.0	
Bethune-Cookman	11/09/2024	*	23:19	1-5	.200	1-3	.333	2-2	1.000	1	0	1	5.0	0	2	5	0	2	5	11.5	
FDU	11/13/2024	*	19:13	3-8	.375	0-2	.000	2-2	1.000	1	3	4	4.7	0	1	1	0	1	8	10.3	
vs Saint Mary's (CA)	11/17/2024	*	25:34	4-7	.571	1-2	.500	1-2	.500	0	3	3	4.3	2	1	3	0	0	10	10.3	
at Creighton	11/22/2024	*	30:20	4-11	.364	0-2	.000	3-4	.750	1	3	4	4.2	4	2	1	0	2	11	10.4	
South Dakota	11/27/2024	*	28:36	1-4	.250	0-1	.000	4-5	.800	0	8	8	4.8	1	6	1	1	1	6	9.7	
North Florida	12/01/2024	*	15:56	2-4	.500	0-0	.000	0-0	.000	0	2	2	4.4	0	3	0	0	0	4	8.9	
at Michigan St.	12/07/2024	*	26:11	3-7	.429	0-1	.000	3-5	.600	1	0	1	4.0	2	3	1	0	2	9	8.9	
Indiana	12/13/2024	*	18:20	2-3	.667	0-1	.000	0-0	.000	0	2	2	3.8	3	2	1	0	1	4	8.3	
vs Murray St.	12/22/2024	*	23:46	4-5	.800	0-1	.000	3-4	.750	1	6	7	4.1	2	1	2	0	0	11	8.6	
at Hawaii	12/23/2024	*	32:43	2-9	.222	0-3	.000	0-0	.000	1	4	5	4.2	1	3	3	0	0	4	8.2	
vs Oregon St.	12/25/2024	*	28:17	3-7	.429	0-1	.000	2-2	1.000	1	4	5	4.3	2	4	1	0	0	8	8.2	
Southern U.	12/30/2024	*	26:33	3-7	.429	2-3	.667	0-1	.000	1	3	4	4.2	0	6	0	0	0	8	8.2	
UCLA	01/04/2025	*	26:40	3-9	.333	1-3	.333	4-4	1.000	0	4	4	4.2	1	2	0	0	0	11	8.4	
at Iowa	01/07/2025	*	35:29	6-9	.667	0-1	.000	2-7	.286	1	3	4	4.2	2	1	1	1	2	14	8.7	
Totals			15	390:22	47-102	.461	6-25	.240	31-47	.660	11	52	63	4.2	21	40	23	3	15	131	8.7

Player Averages

Games Played	Minutes/game	Points/game	FG Pct	3FG Pct	FT Pct	Rebounds/game	Assists/game	Turnovers/game	Assist/Turnover ratio	Steals/game	Blocks/game
15	26.0	8.7	46.1	24.0	66.0	4.2	2.7	1.5	1.7	1.0	0.2

MISC. STATS

Category	2024-25	Career*
10+ Points	4	45
20+ Points	0	0
30+ Points	0	0
40+ Points	0	0
Double-Doubles	0	4
10+ Rebounds	0	1
10+ Assists	0	1
Led NU in Scoring	0	0
Led NU in Reb.	2	2
Led NU in Assists	6	6

* - at Utah

SEASON/CAREER HIGHS

Points

Season: 18, UTRGV (11/4/24)
 College Career: 19, Two times (last, 12/4/22)

Rebounds

Season: 9, UTRGV (11/4/24)
 College Career: 11, Arizona (12/1/22)

Field Goals

Season: 6, Two times (1/7/25)
 College Career: 7, at UNLV (1/27/21)

3-Point Field Goals

Season: 2, Southern (12/30/24)
 College Career: 3, at Air Force (1/2/21)

Free Throws

Season: 5, UTRGV (11/4/24)
 College Career: 7, Two times (last, 11/17/23)

Free Throw Attempts

Season: 9, UTRGV (11/4/24)
 College Career: 9, Two times (last, 11/4/24)

Assists

Season: 6, Two times (last, 12/30/24)
 College Career: 10, Four times (last, 12/5/23)

Steals

Season: 4, UTRGV (11/4/24)
 College Career: 6, Eastern Washington (11/6/23)

Blocks

Season: 1, Two times (last, 11/27/24)
 College Career: 2, Oregon State (2/3/22)

Minutes Played

Season: 35:29, at Iowa (1/7/25)
 College Career: 38:15, Stanford (2/3/23)



NICK JANOWSKI

FRESHMAN • GUARD • 6-4 • 200 • PEWAUKEE, WIS. • PEWAUKEE, HIGH SCHOOL

- True freshman who could see time at either spot in the backcourt
- Led Pewaukee High School to three state titles and a runner-up finish in his four seasons, as he totaled 2,297 career points to rank in top 20 in Wisconsin state history
- Averaged 20.1 points, 3.4 assists, and 5.4 rebounds per game for his career while hitting 294 3-pointers in his prep career
- Was a consensus top-150 recruit who averaged 30.8 points, 8.8 rebounds and 4.4 assists per game to lead Pewaukee to a 30-5 record in 2023-24
- Posted five 40-point games as a senior including a career-high 46-point game, and had a triple-double in the state semifinals against West Salem with 31 points, 10 rebounds and 10 assists
- Earned first-team all-state honors as a junior, averaging 23.2 points, 4.9 assists, 6.5 rebounds and 1.4 steals per game as Pewaukee went 27-3
- Played AAU for Phenom U in the EYBL circuit, helping his team to the Peach Jam in 2021 and 2022, including an Elite Eight finish in 2022
- Selected Nebraska over a host of schools including Iowa State, Wisconsin, Marquette and USC

2024-25 HONORS

CAREER STATS

MISC. STATS

Category	2024-25	Career
10+ Points	0	0
20+ Points	0	0
30+ Points	0	0
40+ Points	0	0
Double-Doubles	0	0
10+ Rebounds	0	0
10+ Assists	0	0
Led NU in Scoring	0	0
Led NU in Reb.	0	0
Led NU in Assists	0	0

2024-25 GAME BY GAME

SEASON/CAREER HIGHS

Points
Season:
College Career:
Rebounds
Season:
College Career:
Field Goals
Season:
College Career:
3-Point Field Goals
Season:
College Career:
Free Throws
Season:
College Career:
Free Throw Attempts
Season:
College Career:
Assists
Season:
College Career:
Steals
Season:
College Career:
Blocks
Season:
College Career:
Minutes Played
Season:
College Career:

CALE JACOBSEN

SOPHMORE • GUARD • 6-4 • 200 • ASHLAND, NEB. • ASHLAND-GREENWOOD



2024-25 HONORS

- Third-year walk-on who provides size in the Husker backcourt and could play several positions, as he has played in 12 games
- Had two assists, two rebounds and a steal in nine minutes of work against Southern
- Grabbed a rebound in three minutes off the bench against Indiana and played six minutes in the win over Murray State
- Was impactful in the win over North Florida with three points and career highs in assists (three), steals (two), blocks (two) and minutes (16)
- Played a season-high 11 minutes against South Dakota, finishing with one rebound and an assist in the win over the Coyotes
- Played the final 1:06 of the first half as a defensive replacement against No. 14 Creighton
- Provided a spark off the bench against FDU with two points, four rebounds and two assists in seven minutes
- Played in 20 contests in 2023-24, totaling 14 points, three rebounds and five assists in 55 minutes of action
- Saw his most extensive action of the season against South Carolina State, setting personal bests in points (four), rebounds (two), assists (one) and minutes (13)
- Redshirted his first season at Nebraska
- Led Ashland-Greenwood to a 27-1 record and a class C-1 state title, averaging 17.9 points, 5.8 rebounds, 6.1 assists and 3.6 steals per game as a senior
- First-team All-Nebraska selection set the Class C-1 state tournament record with a 43-point performance in a win over Kearney Catholic
- Finished his four-year varsity career with 1,481 career points, 544 rebounds, 340 assists and 261 steals despite suffering a torn ACL in his first game of his junior season
- Chose to walk-on at Nebraska after turning down scholarship offers from North Dakota and Holy Cross
- Played three seasons of football, playing quarterback as a freshman and junior while hauling in 23 passes for 486 yards and nine scores as a sophomore

CAREER STATS

				Field Goals		3-Point		F-Throws		Rebounds									Scoring		
SEASON	TEAM	GP-GS	MIN	AVG	FG-FGA	FG%	3FG-3FGA	3FG%	FT-FTA	FT%	OFF	DEF	TOT	AVG	PF-FO	A	TO	BLK	STL	PTS	AVG
2023-24	Nebr	20-0	55	2.8	5-10	.500	1-3	.333	3-6	.500	0	3	3	0.2	5-0	5	2	0	1	14	0.7
2024-25	Nebr	12-0	63	5.3	3-10	.300	1-7	.143	1-1	1.000	2	8	10	0.8	2-0	8	6	2	4	8	0.7
TOTAL		32-0	119	3.7	8-20	.400	2-10	.200	4-7	.571	2	11	13	0.4	7-0	13	8	2	5	22	0.7

MISC. STATS

Category	2024-25	Career
10+ Points	0	0
20+ Points	0	0
30+ Points	0	0
40+ Points	0	0
Double-Doubles	0	0
10+ Rebounds	0	0
10+ Assists	0	0
Led NU in Scoring	0	0
Led NU in Reb.	0	0
Led NU in Assists	0	0

SEASON/CAREER HIGHS

Points	
Season:	3, Two times (last, 12/7/24)
College Career:	4, South Carolina State (12/29/23)
Rebounds	
Season:	4, FDU (11/13/24)
College Career:	Same
Field Goals	
Season:	1, Three times (last, 12/7/24)
College Career:	1, Eight times (last, 12/7/24)
3-Point Field Goals	
Season:	1, at Michigan State (12/7/24)
College Career:	1, Two times (last, 12/7/24)
Free Throws	
Season:	1, North Florida (12/1/24)
College Career:	2, South Carolina State (12/29/23)
Free Throw Attempts	
Season:	1, North Florida (12/1/24)
College Career:	2, Two times (last, 12/29/23)
Assists	
Season:	3, North Florida (12/1/24)
College Career:	Same
Steals	
Season:	2 North Florida (12/1/24)
College Career:	Same
Blocks	
Season:	2, North Florida (12/1/24)
College Career:	Same
Minutes Played	
Season:	16:03, North Florida (12/1/24)
College Career:	Same

2024-25 GAME BY GAME

				Total		3-Pointers		Free throws		Rebounds										
Opponent	Date	GS	MIN	FG-FGA	PCT	3FG-3FGA	PCT	FT-FTA	PCT	OFF	DEF	TOT	AVG	PF	A	TO	BLK	STL	PTS	AVG
FDU	11/13/2024		06:44	1-2	.500	0-1	.000	0-0	.000	2	2	4	4.0	0	2	0	0	1	2	2.0
at Creighton	11/22/2024		01:06	0-0	.000	0-0	.000	0-0	.000	0	0	0	2.0	0	0	0	0	0	0	1.0
South Dakota	11/27/2024		10:35	0-3	.000	0-2	.000	0-0	.000	0	1	1	1.7	1	1	0	0	0	0	0.7
North Florida	12/01/2024		16:03	1-2	.500	0-1	.000	1-1	1.000	0	1	1	1.5	1	3	1	2	2	3	1.3
at Michigan St.	12/07/2024		09:13	1-3	.333	1-3	.333	0-0	.000	0	1	1	1.4	0	0	1	0	0	3	1.6
Indiana	12/13/2024		02:37	0-0	.000	0-0	.000	0-0	.000	0	1	1	1.3	0	0	0	0	0	0	1.3
vs Murray St.	12/22/2024		05:41	0-0	.000	0-0	.000	0-0	.000	0	0	0	1.1	0	0	1	0	0	0	1.1
at Hawaii	12/23/2024		00:31	0-0	.000	0-0	.000	0-0	.000	0	0	0	1.0	0	0	0	0	0	0	1.0
vs Oregon St.	12/25/2024		00:09	0-0	.000	0-0	.000	0-0	.000	0	0	0	0.9	0	0	0	0	0	0	0.9
Southern U.	12/30/2024		08:57	0-0	.000	0-0	.000	0-0	.000	0	2	2	1.0	0	2	1	0	1	0	0.8
UCLA	01/04/2025		00:42	0-0	.000	0-0	.000	0-0	.000	0	0	0	0.9	0	0	0	0	0	0	0.7
at Iowa	01/07/2025		01:06	0-0	.000	0-0	.000	0-0	.000	0	0	0	0.8	0	0	2	0	0	0	0.7
Totals		0	63:24	3-10	.300	1-7	.143	1-1	1.000	2	8	10	0.8	2	8	6	2	4	8	0.7

Player Averages

Games Played	Minutes/game	Points/game	FG Pct	3FG Pct	FT Pct	Rebounds/game	Assists/game	Turnovers/game	Assist/Turnover ratio	Steals/game	Blocks/game
12	5.3	0.7	30.0	14.3	100.0	0.8	0.7	0.5	1.3	0.3	0.2



2024-25 HONORS

BRAXTON MEAH

SENIOR • CENTER • 7-1 • 265 • LAYTON, UTAH • WASHINGTON

- Washington transfer who provides rim protection and a defensive presence after starting for the Huskies for the last two seasons
- Averages 3.4 points per game on 73 percent shooting and 3.6 rebounds per game
- Had four points, two boards and two assists at Iowa
- Grabbed five rebounds and blocked two shots in 15 minutes of work against Southern
- Played a key role in the win at Hawai'i with six points, five boards and a block in 21 minutes, as NU was +14 with him on the court
- Had four points and three rebounds in 15 minutes in the victory over Indiana
- Totaled five points, four boards and two assists in 14 minutes in the win over North Florida
- Finished with a season-high 12 points on 6-of-6 shooting and five boards in the win over South Dakota
- Grabbed six rebounds and added a steal while helping limit Ryan Kalkbrenner without a field goal in NU's 74-63 win over No. 14 Creighton
- Totaled three rebounds and a blocked shot in 21 minutes against Saint Mary's after missing the FDU game because of an injury
- Finished with nine points, four rebounds and a blocked shot against Bethune-Cookman
- Played in all 32 games in 2023-24 and averaged 5.3 points and 5.3 rebounds per game, as he paced the Huskies in field goal percentage (.770) and blocks (27)
- Totaled three double-doubles and had six games in double figures including a 19-point, eight-rebound, five-block effort against UCLA
- Played through the 2023-24 season with a wrist injury which eventually required off-season surgery
- Was named to the Pac-12 all-defensive team in 2022-23, as he ranked in the top 10 in the Pac-12 in both blocked shots (fifth) and rebounding (seventh) while averaging 8.8 points, 7.2 rebounds and 1.6 blocks per game
- Began his career at Fresno State, where he played in 52 games over his first two collegiate seasons
- Played for San Joaquin Memorial as a junior during the 2018-19 season for Coach Brad Roznovsky, averaging 11.3 points, 10.1 rebounds and 3.0 blocks per game en route to a 22-11 record and the Central Section Division II title
- Did not play as a senior because he started his high school eligibility clock by enrolling while still junior-high age, which is allowed in Utah
- Played his AAU ball with the Las Vegas Prospects and Coach Quincy Pondexter on the EYBL circuit

CAREER STATS

				Field Goals		3-Point		F-Throws		Rebounds								Scoring		
SEASON	TEAM	GP-GS	MIN/AVG	FG-FGA	FG%	3FG-3FGA	3FG%	FT-FTA	FT%	OFF	DEF	TOT	AVG	PF-FO	A	TO	BLK	STL	PTS	AVG
2020-21	Fresno	23-0	219/9.5	26-40	.650	0-0	.000	12-29	.414	26	26	52	2.3	34-1	2	8	11	4	64	2.8
2021-22	Fresno	32-0	258/8.1	29-37	.784	0-0	.000	13-29	.448	17	53	70	2.2	40-0	2	23	13	2	71	2.2
2022-23	UW	31-31	846/27.3	108-153	.706	0-0	.000	58-84	.690	72	150	222	7.2	89-4	18	47	50	15	274	8.8
2023-24	UW	32-16	541/16.9	67-87	.770	0-0	.000	34-69	.493	44	127	171	5.3	77-5	10	34	27	7	168	5.3
2024-25	Nebr	14-14	224/16.0	22-30	.733	0-0	.000	3-8	.375	15	36	51	3.6	28-0	11	18	5	6	47	3.4
TOTAL FOR Nebr		14-14	224/16.0	22-30	.733	0-0	.000	3-8	.375	15	36	51	3.6	28-0	11	18	5	6	47	3.4
TOTAL		132-61	2087/15.8	252-347	.726	0-0	.000	120-219	.548	174	392	566	4.3	268-10	43	130	106	34	624	4.7

MISC. STATS

Category	2024-25	Career*
10+ Points	1	23
20+ Points	0	2
30+ Points	0	0
40+ Points	0	0
Double-Doubles	0	6
10+ Rebounds	0	10
10+ Assists	0	0
Led NU in Scoring	0	0
Led NU in Reb.	0	0
Led NU in Assists	0	0

*-includes Washington and Fresno State

SEASON/CAREER HIGHS

Points	
Season:	12, South Dakota (11/27/24)
College Career:	21, Stanford (1/12/23)
Rebounds	
Season:	6, at Creighton (11/22/24)
College Career:	14, Two times (last, 2/22/24)
Field Goals	
Season:	6, South Dakota (11/27/24)
College Career:	9, UCLA (1/1/23)
3-Point Field Goals	
Season:	None
College Career:	None
Free Throws	
Season:	1, Bethune-Cookman (11/9/24)
College Career:	6, UC San Diego (11/28/23)
Free Throw Attempts	
Season:	3, UTRGV (11/4/24)
College Career:	7, Three times (last, 2/22/24)
Assists	
Season:	2, Three times (last, 1/7/25)
College Career:	3, Three times (last, 1/14/23)
Steals	
Season:	2, vs. Murray State (12/22/24)
College Career:	2, Five times (last, 2/17/24)
Blocks	
Season:	2, Southern (12/30/24)
College Career:	6, Cal Poly (12/13/22)
Minutes Played	
Season:	21:11, South Dakota (11/27/24)
College Career:	42:05, Arizona State (1/26/23)

2024-25 GAME BY GAME

Opponent	Date	GS	MIN	Total		3-Pointers		Free throws		Rebounds			PF	A	TO	BLK	STL	PTS	AVG		
				FG-FGA	PCT	3FG-3FGA	PCT	FT-FTA	PCT	OFF	DEF	TOT								AVG	
UTRGV	11/04/2024	*	10:17	0-2	.000	0-0	.000	0-3	.000	1	3	4	4.0	2	2	2	0	0	0.0		
Bethune-Cookman	11/09/2024	*	20:14	4-6	.667	0-0	.000	1-1	1.000	1	3	4	4.0	2	1	2	1	0	9	4.5	
vs Saint Mary's (CA) at Creighton	11/17/2024	*	20:34	0-1	.000	0-0	.000	0-0	.000	2	1	3	3.7	1	0	3	1	0	0	3.0	
	11/22/2024	*	11:11	0-0	.000	0-0	.000	0-0	.000	1	5	6	4.3	4	0	0	0	1	0	2.3	
South Dakota	11/27/2024	*	21:11	6-6	1.000	0-0	.000	0-0	.000	1	4	5	4.4	2	1	0	0	1	12	4.2	
North Florida	12/01/2024	*	14:45	2-2	1.000	0-0	.000	1-2	.500	0	4	4	4.3	2	2	2	0	0	5	4.3	
at Michigan St.	12/07/2024	*	10:50	0-1	.000	0-0	.000	0-0	.000	1	1	2	4.0	4	0	1	0	1	0	3.7	
Indiana	12/13/2024	*	15:22	2-2	1.000	0-0	.000	0-0	.000	0	3	3	3.9	1	0	3	0	0	4	3.8	
vs Murray St.	12/22/2024	*	15:11	1-1	1.000	0-0	.000	0-0	.000	1	2	3	3.8	1	1	2	0	2	2	3.6	
at Hawaii	12/23/2024	*	21:07	3-4	.750	0-0	.000	0-0	.000	2	3	5	3.9	1	1	1	1	0	6	3.8	
vs Oregon St.	12/25/2024	*	15:53	0-0	.000	0-0	.000	0-0	.000	1	1	2	3.7	3	1	0	0	0	0	3.5	
Southern U.	12/30/2024	*	15:13	1-2	.500	0-0	.000	1-1	1.000	3	2	5	3.8	2	0	2	2	0	3	3.4	
UCLA	01/04/2025	*	15:18	1-1	1.000	0-0	.000	0-1	.000	1	2	3	3.8	1	0	0	0	1	2	3.3	
at Iowa	01/07/2025	*	16:34	2-2	1.000	0-0	.000	0-0	.000	0	2	2	3.6	2	2	0	0	0	4	3.4	
Totals			14	223:39	22-30	.733	0-0	.000	3-8	.375	15	36	51	3.6	28	11	18	5	6	47	3.4

Player Averages

Games Played	Minutes/game	Points/game	FG Pct	3FG Pct	FT Pct	Rebounds/game	Assists/game	Turnovers/game	Assist/Turnover ratio	Steals/game	Blocks/game
14	16.0	3.4	73.3	0.0	37.5	3.6	0.8	1.3	0.6	0.4	0.4



HENRY BURT

SOPHOMORE • FORWARD • 6-7 • 222 • OMAHA, NEB. • ELKHORN SOUTH

- Third-year sophomore walk-on who provides depth in the frontcourt as he has made four appearances
- Played the final minute of the win over South Dakota and the final 2:06 of the win over North Florida
- Had a basket as he played the final 1:40 in the win over FDU
- Saw action in seven games in 2023-24, tallying two points and three rebounds in 10 minutes of work
- Scored his first career basket against Florida A&M and grabbed rebounds against Florida A&M, Stony Brook and Michigan
- Helped Elkhorn South to a 16-9 record and the school's first-ever Class A (largest class) state tournament appearance in 2022
- Honorable-mention Class A all-state pick after averaging 12.6 points and 6.1 rebounds per game

2024-25 HONORS

MISC. STATS

Category	2024-25	Career
10+ Points	0	0
20+ Points	0	0
30+ Points	0	0
40+ Points	0	0
Double-Doubles	0	0
10+ Rebounds	0	0
10+ Assists	0	0
Led NU in Scoring	0	0
Led NU in Reb.	0	0
Led NU in Assists	0	0

SEASON/CAREER HIGHS

Points	
Season:	2, FDU (11/13/24)
College Career:	2, Two times (last, 11/13/24)
Rebounds	
Season:	
College Career:	1, Three times (last, 2/10/23)
Field Goals	
Season:	1, FDU (11/13/24)
College Career:	1, Two times (last, 11/13/24)
3-Point Field Goals	
Season:	
College Career:	None
Free Throws	
Season:	
College Career:	None
Free Throw Attempts	
Season:	
College Career:	2, Florida A&M (11/9/23)
Assists	
Season:	
College Career:	None
Steals	
Season:	
College Career:	None
Blocks	
Season:	
College Career:	None
Minutes Played	
Season:	1:40, FDU (11/13/24)
College Career:	2:37, Lindenwood (11/6/23)

CAREER STATS

			Field Goals			3-Point		F-Throws		Rebounds								Scoring		
SEASON	TEAM	GP-GS	MIN/AVG	FG-FGA	FG%	3FG-3FGA	3FG%	FT-FTA	FT%	OFF	DEF	TOT	AVG	PF-FO	A	TO	BLK	STL	PTS	AVG
2023-24	Nebr	7-0	10/1.4	1-2	.500	0-1	.000	0-2	.000	0	3	3	0.4	1-0	0	0	0	0	2	0.3
2024-25	Nebr	4-0	7/1.7	1-4	.250	0-1	.000	0-0	.000	0	0	0	0.0	1-0	0	0	0	0	2	0.5
TOTAL		11-0	16/1.5	2-6	.333	0-2	.000	0-2	.000	0	3	3	0.3	2-0	0	0	0	0	4	0.4

2024-25 GAME BY GAME

Opponent	Date	GS	MIN	Total		3-Pointers		Free throws		Rebounds				PF		A	TO	BLK	STL	PTS	AVG
				FG	PCT	3FG	PCT	FT	PCT	OFF	DEF	TOT	AVG	0	0						
FDU	11/13/2024		01:40	1-2	.500	0-1	.000	0-0	.000	0	0	0	0.0	0	0	0	0	0	2	2.0	
South Dakota	11/27/2024		00:56	0-0	.000	0-0	.000	0-0	.000	0	0	0	0.0	0	0	0	0	0	0	1.0	
North Florida	12/01/2024		02:03	0-1	.000	0-0	.000	0-0	.000	0	0	0	0.0	1	0	0	0	0	0	0.7	
Southern U.	12/30/2024		02:00	0-1	.000	0-0	.000	0-0	.000	0	0	0	0.0	0	0	0	0	0	0	0.5	
Totals		0	06:39	1-4	.250	0-1	.000	0-0	.000	0	0	0	0.0	1	0	0	0	0	2	0.5	

Player Averages

Games Played	Minutes/game	Points/game	FG Pct	3FG Pct	FT Pct	Rebounds/game	Assists/game	Turnovers/game	Assist/Turnover ratio	Steals/game	Blocks/game
4	1.7	0.5	25.0	0.0	0.0	0.0	0.0	0.0	0.0	0.0	0.0



2024-25 HONORS

RIENK MAST

SENIOR • FORWARD • 6-10 • 260 • GRONINGEN, NETHERLANDS • BRADLEY

- All-Big Ten performer who will miss the 2024-25 season after knee surgery in May of 2024
- Was a third-team All-Big Ten honoree by the coaches, as he averaged 12.3 ppg, 7.5 rpg and 3.0 apg, leading NU in rebounding and assists
- Reached double figures 20 times in 2023-24, including a career-high 34 points vs. Ohio State, including six 3-pointers, along with 10 rebounds
- Totaled six double-doubles, which was the most by a Husker since 2007-08
- Spent the summer of 2023 playing for the Netherlands National Team as they tried to qualify for the 2024 Olympics. He averaged 6.0 points, 6.0 rebounds and 1.3 assists in the 2023 FIBA Olympic Pre-Qualifying Tournament and was second on the team in rebounds per game
- Played three seasons at Bradley, totaling 1,001 points and 657 rebounds after missing the 2019-20 season because of injury
- Earned first-team All-Missouri Valley Conference honors in 2022-23, leading Bradley in scoring (13.8 ppg) and rebounding (8.0 rpg) while shooting 51 percent from the floor and 35 percent from 3-point range.
- Graduated from Bradley with a degree in physics in May of 2023 and is working on a master's degree in applied science

MISC. STATS

Category	2024-25	Career*
10+ Points	0	76
20+ Points	0	12
30+ Points	0	2
40+ Points	0	0
Double-Doubles	0	26
10+ Rebounds	0	30
10+ Assists	0	0
Led NU in Scoring	0	6
Led NU in Reb.	0	15
Led NU in Assists	0	6

*Includes Bradley

CAREER STATS

				Field Goals		3-Point		F-Throws		Rebounds										Scoring	
SEASON	TEAM	GP-GS	MIN/AVG	FG-FGA	FG%	3FG-3FGA	3FG%	FT-FTA	FT%	OFF	DEF	TOT	AVG	PF-FO	A	TO	BLK	STL	PTS	AVG	
2020-21	BRAD	28-19	657/23.4	93-192	.484	33-92	.359	21-29	.724	46	118	164	5.9	43-0	37	33	13	8	240	8.6	
2021-22	BRAD	31-31	852/27.5	138-290	.476	27-95	.284	57-82	.695	81	180	261	8.4	54-0	44	49	29	17	360	11.6	
2022-23	BRAD	29-29	834/28.8	162-313	.518	24-68	.353	53-72	.736	64	168	232	8.0	62-0	70	52	15	18	401	13.8	
2023-24	Nebr	32-32	951/29.7	148-342	.433	42-122	.344	57-68	.838	61	180	241	7.5	63-1	95	58	16	13	395	12.3	
TOTAL FOR Nebr		32-32	951/29.7	148-342	.433	42-122	.344	57-68	.838	61	180	241	7.5	63-1	95	58	16	13	395	12.3	
TOTAL		120-111	3294/27.5	541-1137	.476	126-377	.334	188-251	.749	252	646	898	7.5	222-1	246	192	73	56	1396	11.6	

2024-25 GAME BY GAME

SEASON/CAREER HIGHS

Points	
Season:	
College Career:	34, Ohio State (1/23/24)
Rebounds	
Season:	
College Career:	16, Florida A&M (11/9/23)
Field Goals	
Season:	
College Career:	13, Ohio State (1/23/24)
3-Point Field Goals	
Season:	
College Career:	6, Ohio State (1/23/24)
Free Throws	
Season:	
College Career:	7, Two times (last, 12/17/22)
Free Throw Attempts	
Season:	
College Career:	9, Two times (last, 12/17/22)
Assists	
Season:	
College Career:	8, Michigan (2/10/24)
Steals	
Season:	
College Career:	3, Two times (last, 12/22/22)
Blocks	
Season:	
College Career:	3, Two times (last, 3/3/23)
Minutes Played	
Season:	
College Career:	38, Three times (last, 2/1/24)

2024-25 BOXSCORES

NEBRASKA 87, UTRGV 67



Official Basketball Box Score - Final
UTRGV at Nebraska
11/04/24 Pinnacle Bank Arena, Lincoln
2024-25 Men's Basketball

Game Time: 7:01 PM
Game Duration: 2:06
Attendance: 14,305

Officials: Kelly Pfeifer, Chad Barlow, Jourdan Love

UTRGV - 67

Record: 0-1

NO.	Name	Min	FG	3P	FT	Rebounds	Fouls	TP	AS	TO	ST	Blocks	BS	BA	+/-
			MA	MA	MA	OR DR TOT	FF P								
3	Dekedran Thorn	F 25:41	4-10	3-7	0-0	0 3 3	4 1	11	1	4	0	0	1	0	-11
33	Tommy Gankhyag	C 19:06	4-5	3-4	0-1	1 2 3	4 1	11	1	3	0	0	0	0	-8
10	Cliff Davis	G 30:11	4-12	4-10	0-0	2 5 7	3 0	12	0	1	0	0	1	0	-8
14	Hasan Abdul Hakim	G 28:55	2-7	0-4	0-0	1 6 7	3 2	4	6	1	2	0	0	0	-18
25	Trey Miller	G 22:27	2-6	0-3	2-2	1 1 2	4 3	6	1	7	0	0	0	0	-26
4	K.T. Raimey	27:47	5-13	2-8	2-2	0 1 1	0 4	14	0	1	1	0	0	0	-7
5	Howie Fleming Jr.	15:39	2-4	1-2	2-4	1 1 1	2 3	7	2	2	0	0	0	0	-8
12	Kwo Agwa	05:32	0-0	0-0	0-0	0 1 1	4 0	0	0	0	0	0	0	0	-5
23	Isaiah Barganier	03:21	0-2	0-0	0-0	0 0 0	1 0	0	0	0	1	0	0	0	-3
21	Marshall Destremna	10:45	0-0	0-0	0-0	2 2 4	2 1	0	0	1	0	0	0	0	0
2	Jaylen Washington	10:37	1-3	0-1	0-0	0 1 1	0 0	2	0	0	0	0	0	0	-6
Team						1 1 2		0	0	0					
Totals			24-62	13-41	6-9	9 23 32	27 15	67	11	20	4	0	2	0	-20

Technical Fouls: NONE

Shooting By Period		
1 st FG%	11-30	36.7%
3PT%	8-25	32.0%
FT%	6-9	66.7%
2 nd FG%	13-32	40.6%
3PT%	5-16	31.3%
FT%	0-0	0%
GMFG%	24-62	38.7%
3PT%	13-41	31.7%
FT%	6-9	66.7%

Dead Ball Rebounds: 1, 0

Nebraska - 87

Record: 1-0

NO.	Name	Min	FG	3P	FT	Rebounds	Fouls	TP	AS	TO	ST	Blocks	BS	BA	+/-		
			MA	MA	MA	OR	DR	TOT	FF	FD							
4	Juwan Gary	F 25:22	2-8	1-4	4-4	2	2	4	2	2	9	0	2	1	0	26	
9	Berke Buyukuncel	F 26:35	3-4	0-0	0-0	1	5	6	3	1	6	2	1	2	0	21	
34	Braxton Meah	C 10:17	0-2	0-0	0-3	1	3	4	2	3	0	2	2	0	0	5	
3	Brice Williams	G 27:47	8-18	1-6	10-11	1	4	5	0	6	27	0	2	0	0	8	
24	Rollie Worster	G 29:25	6-7	1-1	5-9	2	7	9	1	9	18	3	3	4	1	21	
23	Andrew Morgan	20:22	3-6	0-0	4-6	2	3	5	3	4	10	0	0	0	0	6	
0	Connor Essegian	23:16	4-5	3-4	2-2	0	4	4	1	2	13	2	2	1	0	15	
2	Ahron Ulis	10:35	0-1	0-0	0-0	1	1	2	1	0	0	2	0	1	0	-1	
12	Gavin Griffiths	13:59	2-5	0-3	0-0	1	2	3	1	0	4	0	0	1	0	4	
1	Sam Holberg	12:23	0-1	0-0	0-0	0	0	0	1	0	0	1	0	0	0	-5	
Team						0	0	0	0	0	0	0	0	0	0		
Totals			28-57	6-19	25-35	11	31	42	15	27	87	11	13	9	2	0	20

Technical Fouls: NONE

Shooting By Period		
1 st FG%	12-23	52.2%
3PT%	2-7	28.6%
FT%	16-23	69.6%
2 nd FG%	16-34	47.1%
3PT%	4-12	33.3%
FT%	9-12	75%
GMFG%	28-57	49.1%
3PT%	6-19	31.6%
FT%	25-35	71.4%

Dead Ball Rebounds: 5, 0

UTRGV		NEB
Biggest lead	2 (1 st 9:30)	20 (2 nd 0:18)
Best Scoring Run	7 (2 nd 9:14)	12 (2 nd 2:40)
Lead Changes	10	
Times Tied	5	
Time with Lead	03:21	33:20

Points from	UTRGV	NEB
Turnovers	11	26
Paint	18	40
Second Chance	15	10
Fast Breaks	0	9
Bench	23	27

Period by Period Scoring			
	1st	2nd	TOT
UTRGV	36	31	67
NEB	42	45	87

NEBRASKA 63, BETHUNE-COOKMAN 58



Official Basketball Box Score - Final
Bethune-Cookman at Nebraska
11/09/24 Pinnacle Bank Arena, Lincoln
2024-25 Men's Basketball

Game Time: 7:01 PM
Game Duration: 2:05
Attendance: 15,138

Officials: Jeffrey Anderson, Amy Bonner, Scott Brown

Bethune-Cookman - 58

Record: 0-2

Bethune-Cookman - 58		Record: 62-7														
NO.	Name	Min	FG		3P	FT	Rebounds	Fouls	TP	AS	TO	ST	Blocks	BA	+/-	
			M/A	P/A												
12	Jesus Carralero Martin	F 34:21	4-9	1-5	0-0	0	4	2	9	4	5	2	2	0	-8	
15	Reggie Ward Jr.	F 25:14	2-5	1-1	4-5	2	5	7	9	0	3	0	1	1	4	
22	Daniel Rouzan	F 15:34	2-5	0-1	0-0	0	2	2	2	0	0	0	0	0	-10	
2	Brayon Freeman	G 22:47	3-11	2-6	0-0	0	3	3	1	1	8	0	3	2	0	-9
5	Gianini Hunt	G 35:32	4-8	2-4	0-0	3	6	3	3	10	4	6	0	0	0	-3
33	David Onanina	16:12	2-5	0-0	1-2	0	4	4	4	5	0	1	0	2	0	6
21	Jarrell Love	03:51	0-1	0-0	0-0	1	0	1	1	1	0	2	0	0	0	-7
32	Jerome Beya	04:19	0-1	0-0	0-0	0	0	0	2	0	0	0	0	0	0	-4
1	Trey Thomas	24:34	3-12	2-5	0-0	0	2	2	1	2	8	2	1	1	0	1
3	Seneca Willoughby	04:28	0-0	0-0	0-0	1	0	1	0	0	0	0	0	0	0	-2
10	Kali Camara	13:08	2-5	1-4	0-0	4	3	7	2	2	5	1	0	0	0	8
Team						1	1	2			0	0				
Totals			22-62	9-26	5-7	12	27	39			23	13				-5

Technical Fouls: NONE

Shooting By Period		
1 st FG%	10-28	35.7%
3PT%	4-10	40.0%
FT%	0-0	0%
2 nd FG%	12-34	35.3%
3PT%	5-16	31.3%
FT%	5-7	71.4%
GMFG%	22-62	35.5%
3PT%	9-26	34.6%
FT%	5-7	71.4%

Dead Ball Rebounds: 2, 0

Nebraska - 63

Record: 2-0

Nebraska - 63			Record: 2-0											
NO.	Name	Min	FG M-A	3P M-A	FT M-A	Rebounds OR TR TOT	Fouls PF FO	TP	AS	TO	ST	Blocks BS BA	+	
4	Juwan Gary	F 31:19	4-10	0-1	3-4	2 7 9	0 2	11	1	1	5	0	0	
9	Berke Buyukuncel	F 25:31	2-6	0-3	2-2	2 5 7	0 3	6	0	1	0	2	0	
34	Braxton Meah	C 20:14	4-6	0-0	1-1	1 3 4	2 2	9	1	2	0	1	1	
3	Brice Williams	G 25:54	2-6	2-4	4-5	1 2 3	3 6	10	2	6	1	0	0	
24	Rollie Worster	G 23:19	1-5	1-3	2-2	1 0 1	0 1	5	2	5	2	0	1	
0	Connor Essegian	14:11	2-6	0-3	4-4	1 1 2	1 3	8	0	1	0	0	1	
2	Ahron Ulis	16:41	1-5	0-3	3-4	3 2 5	2 2	5	1	0	0	0	0	
23	Andrew Morgan	11:15	2-4	0-0	2-3	0 3 3	2 3	6	0	2	0	1	1	
12	Gavin Griffiths	13:12	1-2	1-2	0-0	2 2 2	3 0	3	3	0	0	0	0	
1	Sam Holberg	18:24	0-5	0-3	0-1	0 2 2	1 1	0	1	0	3	0	1	
Team						2 1 3	0 0	0	0	0	0	0	0	
Totals			19-55	4-22	21-26	13 28 41	14 23	63	11	18	11	4	5	

Technical Fouls: Ulis 2nd 10:21

BEC		NEB
Biggest lead	6 (1 st 14:54)	16 (2 nd 13:55)
Best Scoring Run	8 (2 nd 10:21)	9 (2 nd 13:55)
Lead Changes	2	
Times Tied	2	
Time with Lead	08:34	26:17

Points from	BEC	NEB
Turnovers	12	21
Paint	24	30
Second Chance	8	11
Fast Breaks	4	19
Bench	18	22

Technical Fouls: Ulis 2nd 10:21

NEBRASKA 86, FDU 60



Official Basketball Box Score - Final
FDU at Nebraska
11/13/24 Pinnacle Bank Arena, Lincoln, Neb.
2024-25 Men's Basketball

Game Time: 7:01 PM
Game Duration: 1:57
Attendance: 14,473

Officials: Earl Walton, Michael Irving, Rob Kueneman

FDU - 60

Record: 1-3

NO.	Name	Min	FG	3P	FT	Rebounds	Fouls	TP	AS	TO	ST	Blocks	BA	+/-
7	Bismark Nsiah	F 22:41	1-2	0-0	0-1	0 2 2	3 1	2	1	2	0	0	0	-10
13	Jo'el Emanuel	F 29:45	4-10	0-5	2-2	0 4 4	3 1	10	4	0	0	0	0	-15
2	Terrence Brown	G 35:55	9-18	2-4	3-4	0 8 8	2 6	23	1	4	3	0	2	-20
8	Ahmed Barba-Bey	G 26:34	3-8	3-4	1-2	0 2 2	4 3	10	3	1	0	0	1	-27
20	Dylan Jones	G 32:19	4-11	2-8	0-0	2 1 3	0 0	10	1	2	0	1	0	-21
24	Brayden Reynolds	19:45	1-3	0-1	0-0	2 3 5	3 1	2	1	4	1	2	0	-8
12	Cameron Tweedy	15:43	1-4	0-0	1-2	1 3 3	2 3	1	1	2	0	3	0	-2
35	Jacob Warren	05:10	0-0	0-0	0-0	0 0 0	1 0	0	0	0	0	0	0	-15
1	Jameel Morris	07:00	0-1	0-1	0-0	0 0 0	1 0	0	0	1	0	0	0	-6
15	Josiah Francis	03:10	0-0	0-0	0-0	0 1 1	2 0	0	0	1	0	0	0	-3
5	Chidube Ekwomadu	01:58	0-0	0-0	0-0	0 0 0	0 0	0	0	0	0	0	0	-3
Team						1 2 3	0	0	1					
Totals			23-57	7-23	7-11	7 24 31	21 15	60	12	17	6	3	6	-26

Technical Fouls: NONE

Shooting By Period		
1 st FG%	14-32	43.8%
3PT%	3-10	30.0%
FT%	14-17	82.4%
2 nd FG%	14-33	42.4%
3PT%	4-13	30.8%
FT%	3-4	75%
GMFG%	23-57	40.4%
3PT%	7-23	30.4%
FT%	7-11	63.6%

Dead Ball Rebounds: 2, 0

Nebraska - 86

Record: 3-0

Nebraska - 86		Record: 3-0													
NO.	Name	Min	FG	3P	FT	Rebounds	Fouls	TP	AS	TO	ST	Blocks	BS	BA	+/-
		29:37	5-9	2-5	7-8	0 2 2	0 5	19	5	1	2	2	0	12	
4	Juwan Gary	F	29:37	5-9	2-5	7-8	0 2 2	0 5	19	5	1	2	2	0	12
5	Berke Buynceul	F	26:11	4-10	1-3	2-2	2 12	3	8	2	1	3	0	1	10
6	Chris Morgan	G	16:31	0-1	0-0	0-0	2 2	3	8	1	0	0	0	0	5
8	Brice Williams	G	26:09	2-9	0-2	6-7	3 3 6	2 4	10	1	1	1	1	1	10
24	Rollie Worster	G	11:13	3-8	0-2	2-2	1 3 4	0 2 8	1	1	1	0	0	0	7
12	Gavin Griffiths	G	22:46	3-7	2-6	0-0	0 5 5	2 0 8	2	1	1	2	0	0	9
1	Sam Hoiberg	G	23:20	1-4	0-0	0-0	2 3 5	0 1 2	3	1	3	0	0	1	22
23	Andrew Morgan	27:26	1-2	0-0	2-3	1 1 2	2 3 4	0	1	0	1	0	0	3	3
2	Aaron Uils	19:38	4-5	0-1	0-1	0 3 3	3 2 8	0	3	1	1	0	0	0	14
31	Cale Jacobsen	06:44	0-2	0-1	0-0	2 2 4	0 0	2	2	0	0	0	0	0	12
3	Jeff Green	01:40	1-2	0-0	1-1	0 1 3	0 0	0	0	0	0	0	0	1	5
35	Henry Burt	01:40	1-2	0-1	0-0	0 0 0	0 0	2	0	0	0	0	0	0	5
Team						1 1 2		2	0						

2024-25 BOXSCORES

NEBRASKA 74, NO. 14 CREIGHTON 63



Official Basketball Box Score - Final
Nebraska at #14 Creighton
11/29/24 CHI Health Center Omaha, Omaha
2024-25 Creighton Men's Basketball

Game Time: 7:01 PM
Game Duration: 2:11
Attendance: 18,475

Officials: Pat Driscoll, James Breeding, Keith Kimble

Record: 4-1												
NO. Name	Min	FG M-A	3P M-A	FT M-A	Rebounds OR DR TOT	Fouls PF FO	TP	AS	TO	ST	Blocks BS BA	+/-
4 Juwan Gary	F 33:43	6-13	2-5	2-2	2 5 7	4 1	16	1	0	2	0 0 11	
9 Berke Buyuktuncel	F 22:26	4-7	1-3	3-4	1 8 9	4 3	12	2	2	0 0 8		
34 Braxton Meah	C 11:11	0-0	0-0	0-0	1 5 6	4 1	0	0	1	0 0 9		
3 Brice Williams	G 31:25	4-12	0-1	8-8	0 2 2	1 5	16	0	1	1 0 0 1		
24 Rolie Worster	G 30:20	4-11	0-2	3-4	1 3 4	4 2	11	2	1	2 0 2 4		
23 Andrew Morgan	18:36	1-3	0-1	0-2	2 2 4	2 2	2	3	1	1 0 0 1		
0 Connor Essegian	21:20	4-6	1-2	6-9	0 2 2	0 4	15	0	0	0 0 1 8		
2 Ahron Ulis	11:08	1-3	0-1	0-1	0 0 0	0 1	1	2	0	1 1 0 0 5		
1 Sam Hoberg	14:53	0-1	0-0	0-0	0 2 2	3 0	0	0	0	0 0 1 0 9		
12 Gavin Griffiths	03:52	0-1	0-0	0-0	0 1 1	0 0	0	0	0	0 0 1 0 0 4		
31 Cale Jacobsen	01:06	0-0	0-0	0-0	0 0 0	0 0	0	0	0	0 0 0 0 0 5		
Team					0 0 0							
Totals		24-57	4-16	22-30	7 30 37	22 19	74	8	7	10	1 3 11	

Technical Fouls: NONE

Record: 4-1												
NO. Name	Min	FG M-A	3P M-A	FT M-A	Rebounds OR DR TOT	Fouls PF FO	TP	AS	TO	ST	Blocks BS BA	+/-
41 Isaac Traudt	F 14:50	0-2	0-0	0-0	0 3 3	0 0	0	0	1	0 0 0 -12		
11 Ryan Kalkbrenner	C 38:37	0-1	0-1	4-8	5 6 11	4 10	4	2	1	0 0 1 -8		
1 Steven Ashworth	G 35:28	4-13	4-13	4-4	0 0 1	2 4	16	4	7	0 0 0 -10		
2 Pop Isaacs	G 34:30	7-18	5-12	6-8	0 7 7	4 4	25	1	3	1 0 0 -10		
8 Kamiya Neal	G 35:16	4-8	1-4	1-1	0 4 4	2 1	10	4	2	2 1 0 -9		
23 Mason Miller	14:33	0-3	0-3	0-0	2 2 2	4 0	0	1	2	0 0 0 3		
13 Jackson McAndrew	17:10	2-6	2-6	0-0	2 5 5	2 1	8	0	0	0 0 1 0 2		
33 Fredrick King	01:23	0-0	0-0	0-0	0 1 1	1 0	0	0	0	0 0 0 -3		
0 Jaseen Green	07:01	0-0	0-0	0-0	0 0 0	0 2	0	0	0	0 0 0 -3		
9 Ty Davis	00:40	0-1	0-1	0-0	0 0 0	0 0	0	0	0	0 0 0 -2		
12 Shane Thomas	00:32	0-0	0-0	0-0	0 0 0	0 0	0	0	0	0 0 0 -3		
Team					1 2 3							
Totals		17-52	12-42	17-23	8 29 37	19 22	63	12	17	4 3 1 -11		

Technical Fouls: NONE

	NEB	CU					
Biggest lead	18 (1 st 2:53)	0 (1 st 20:00)	Points from Turnovers	NEB	CU	Period by Period Scoring	
Best Scoring Run	11 (1 st 2:53)	6 (1 st 1:32)	Paint	22	7		
Lead Changes	0		Second Chance	28	10	1st	2nd
Times Tied	1		Fast Breaks	9	3	NEB	TOT
Time with Lead	38:11	00:00	Bench	4	12	35	39
				19	8	CU	74
						24	63

NEBRASKA 96, SOUTH DAKOTA 79



Official Basketball Box Score - Final
South Dakota at Nebraska
11/27/24 Private Bank Arena, Lincoln
2024-25 Men's Basketball

Game Time: 5:35 PM
Game Duration: 2:03
Attendance: 15,172

Officials: Brian Dorsey, Edwin Young, Brian McNitt

Record: 6-3												
NO. Name	Min	FG M-A	3P M-A	FT M-A	Rebounds OR DR TOT	Fouls PF FO	TP	AS	TO	ST	Blocks BS BA	+/-
54 Cameron Fens	C 24:12	3-5	0-0	2-2	2 1 3	1 1	8	1	0	0 1 0 -8		
1 Kaleb Stewart	G 21:47	3-10	2-7	0-0	0 5 5	0 0	1	8	3	1 1 0 0 3		
3 Max Burchill	G 14:03	1-1	0-0	0-0	1 0 1	1 0	2	1	4	0 0 0 -14		
9 Chase Forte	G 21:16	7-14	3-7	3-4	0 0 0	3 2	20	0	3	1 0 0 -22		
23 Paul Bruns	G 27:49	2-6	2-6	0-0	0 5 5	2 0	6	3	0	1 0 0 -21		
11 Quadire Bullock	25:27	5-12	0-3	6-8	2 1 3	1 6	16	1	2	3 0 1 -8		
21 Jake Brack	12:54	0-1	0-1	0-2	0 1 1	3 1	0	0	0	0 0 0 0 2		
12 Isaac Bruns	21:04	3-7	1-3	5-7	1 1 2	3 1	12	0	0	0 0 0 1 -7		
32 Ashton Smith	12:56	0-0	0-0	0-0	1 5 6	2 0	0	0	1	0 0 1 0 -7		
2 Shay Eberwein	16:38	2-4	0-1	3-4	1 2 3	2 2	7	3	1	0 0 1 0 0		
0 Mayuom Buom	01:54	0-0	0-0	0-0	0 0 0	0 0	0	0	0	0 0 0 0 -3		
Team					1 3 4							
Totals		26-60	8-28	19-27	9 24 33	16 16	79	12	12	6 3 2 -17		

Technical Fouls: NONE

Record: 5-1												
NO. Name	Min	FG M-A	3P M-A	FT M-A	Rebounds OR DR TOT	Fouls PF FO	TP	AS	TO	ST	Blocks BS BA	+/-
4 Juwan Gary	F 02:22	0-1	0-1	0-0	0 1 1	0 0	0	0	0	0 0 0 0 0		
9 Berke Buyuktuncel	F 12:29	2-3	0-1	2-2	3 3 6	0 1	6	3	3	1 0 0 0 11		
34 Braxton Meah	C 21:11	6-6	0-0	0-0	1 4 5	2 0	0	12	1	0 1 0 0 6		
3 Brice Williams	G 27:14	7-11	4-6	3-4	0 0 0	4 2	21	4	2	3 0 0 25		
24 Rolie Worster	G 28:36	1-4	0-1	4-5	0 8 8	1 4	6	6	1	1 1 0 20		
0 Connor Essegian	32:36	10-22	6-15	3-3	0 2 2	2 2	2	5	1	0 0 1 19		
23 Andrew Morgan	17:53	1-3	1-1	5-6	4 3 7	1 4	8	2	1	0 1 0 13		
1 Sam Hoberg	23:47	4-6	1-2	0-0	0 2 2	1 1	9	1	2	3 0 0 11		
2 Ahron Ulis	11:24	1-4	1-2	0-1	1 1 2	0 1	3	1	2	1 0 1 -1		
12 Gavin Griffiths	10:01	1-5	0-2	0-0	1 3 4	0 1	2	0	0	0 0 0 -9		
31 Cale Jacobsen	10:35	0-3	0-2	0-0	0 1 1	1 1	0	1	0	0 0 0 0 -4		
8 Jeff Grace	00:56	0-0	0-0	0-0	1 0 1	0 0	0	0	0	0 0 0 0 -2		
35 Henry Burt	00:56	0-0	0-0	0-0	0 0 0	0 0	0	0	0	0 0 0 0 -2		
Team					3 1 4							
Totals		33-68	13-33	17-21	14 29 43	16 16	96	24	10	2 3 17		

Technical Fouls: NONE

		SDK	NEB
Biggest lead	0 (1 st 20:00)	23 (2 nd 17:35)	
Best Scoring Run	7 (1 st 6:57)	10 (1 st 5:26)	
Lead Changes	0		
Times Tied	1		
Time with Lead	00:00	39:28	
		Points from Turnovers	SDK NEB
		18 12	
		Paint	SDK NEB
		36 38	
		Second Chance	SDK NEB
		13 7	
		Fast Breaks	SDK NEB
		7 12	
		Bench	SDK NEB
		35 51	
		Period by Period Scoring	SDK NEB
		1st 2nd TOT	
		35 44 79	
		NEB	SDK NEB
		54 42 96	

NEBRASKA 103, NORTH FLORIDA 72



Official Basketball Box Score - Final
North Florida at Nebraska
12/01/24 Private Bank Arena, Lincoln
2024-25 Men's Basketball

Game Time: 3:07 PM
Game Duration: 1:48
Attendance: 15,369

Officials: Keith Kimble, Verne Harris, Jason Phillips

Record: 5-3												
NO. Name	Min	FG M-A	3P M-A	FT M-A	Rebounds OR DR TOT	Fouls PF FO	TP	AS	TO	ST	Blocks BS BA	+/-
10 Josh Harris	F 14:52	3-6	0-1	2-4	0 4 4	2 4	8	0	0	0 0 -17		
0 Jasai Miles	G 29:17	6-16	2-8	0-1	1 7 8	2 1	14	3	1	1 0 1 -17		
2 Nate Literas	G 25:47	6-9	4-7	1-1	1 2 3	5 2	17	0	1	0 0 0 -13		
4 Jaylen Smith	G 21:48	3-6	2-5	4-4	1 1 2	3 12	6	5	0	0 0 0 -11		
33 Oscar Berry	G 18:20	2-4	2-4	0-0	0 0 0	3 0	6	0	1	0 0 0 -8		
7 Liam Murphy	19:16	3-12	3-10	1-2	1 4 5	1 1	10	0	0	0 0 1 -9		
11 Karmir Onil	20:12	0-5	0-5	0-0	0 1 1	2 1	0	1	0	0 0 0 -21		
3 Mason Lee	15:54	1-1	1-1	0-0	0 0 0	2 0	3	0	3	1 1 0 -13		
55 Ametri Moss	18:12	1-3	0-0	0-0	2 3 5	0 0	2	3	3	0 0 1 -20		
5 Dante Oliver	12:11	0-2	0-2	0-0	0 2 2	1 0	0	0	2	0 0 0 -16		
24 Nestor Dyachok	04:11	0-1	0-0	0-0	0 0 0	1 1	0	0	0	0 0 0 -10		
Team					3 2 5							
Totals		25-65	14-43	8-12	10 27 37	19 12	72	13	16	2 1 4 -31		

Technical Fouls: NONE

Nebraska - 103				Record: 6-1				Technical Fouls: NONE					
NO. Name	Min	FG M-A	3P M-A	FT M-A	Rebounds OR DR TOT	Fouls PF FO	TP	AS	TO	ST	Blocks BS BA	+/-	
4 Juwan Gary	F 23:14	7-12	1-4	3-4	1 4 5	1 4	18	0	0	0	2 0	16	
34 Braxton Meah	C 14:45	2-2	0-0	1-2	0 4 4	2 3	5	2	2	0	0	22	
0 Connor Essegian	G 21:12	8-10	6-8	0-0	0 4 4	2 1	22	2	1	2	0	17	
3 Brice Williams	G 31:01	6-11	2-5	3-3	0 1 1	1 4	17	6	1	0	0	21	
24 Rolie Worster	C 15:56	2-4	0-0	0-0	0 2 2	0 4	4	3	0	0	0	12	
23 Andrew Morgan	17:22	5-11	0-1	3-6	3 6 9	1 4	13	0	0	0	0	1	
1 Sam Hoberg	15:32	3-3	1-1	0-0	0 3 3	0 0	7	1	0	4	0	14	
2 Ahron Ulis	22:01	4-7	1-2	1-2	0 1 1	1 1	10	3	0	2	0	17	
12 Gavin Griffiths	18:48	1-4	0-2	0-0	1 3 4	2 0	2	2	1	2	0	14	
31 Cale Jacobsen	16:03	1-2	0-1	1-1	0 1 1	1 2	3	3	1	2	2	17	
8 Jeff Grace	02:03	1-2	0-0	0-0	0 1 1	0 0	2	0	0	0	0	2	
35 Henry Burt	02:03	0-1	0-0	0-0	0 0 0	0 0	0	0	0	0	0	2	
Team					1 2 3		0	0					

2024-25 BOXSCORES

NEBRASKA 85, INDIANA 68



Official Basketball Box Score - Final
Indiana at Nebraska
12/13/24 Pinnacle Bank Arena, Lincoln
2024-25 Men's Basketball

Game Time: 7:03 PM
Game Duration: 2:06
Attendance: 14,635

Officials: Earl Walton, Doug Simmons, Kelly Pfeifer

Indiana - 68

Record: 8-3 (1-1)

NO.	Name	Min	FG	3P	FT	Rebounds	Fouls	TP	AS	TO	ST	Blocks	BS	BA	+/-
			M-A	M-A	M-A	OR DR TOT	PF FD								
5	Malik Reneau	F 19:42	3-6	0-1	6-8	2 1 3	4 4	12	1	0	0	0	0	0	-14
21	Mackenzie Mgbako	F 13:21	1-4	0-0	0-0	2 3 5	3 0	2	1	0	0	1	0	-5	-5
11	Oumar Ballo	C 31:04	3-4	0-0	2-4	4 7 11	2 3 5	8	1	2	0	1	0	-16	-16
1	Myles Rice	G 28:19	8-13	1-4	3-4	1 2 3	4 3 7	20	1	3	4	0	-20	-20	-20
32	Trey Galloway	G 32:26	3-12	3-9	1-2	1 0 1	1 2 3	10	3	2	0	0	-24	-24	-24
8	Bryson Tucker	24:36	1-9	1-5	2-2	2 3 5	0 3 5	5	0	1	0	1	0	0	1
9	Kanaan Carlyle	13:25	1-7	0-5	0-0	0 1 1	3 0 3	2	2	1	1	0	0	10	10
10	Luke Goode	27:14	3-10	3-10	0-0	2 2 4	3 1 9	1	0	1	0	1	0	-18	-18
3	Anthony Leal	09:53	0-0	0-0	0-0	0 1 1	0 0 0	0	0	0	0	0	0	1	1
Team						1 0 1	0 0 0	0	0	0	0				
Totals			23-65	8-35	14-20	15 20 35	20 16 68	10 9 7	3 1 1	-17					

Technical Fouls: NONE

Nebraska - 85

Record: 7-2 (1-1)

NO.	Name	Min	FG M-A	3P M-A	FT M-A	Rebounds OR DR TOT	Fouls PF FD	TP	AS	TO	ST	Blocks BS	+/-	
4	Juwan Gary	F 31:50	5-10	2-4	2-3	1 4 5	4 4	14	1	2	0	0	1	21
9	Berke Buyuktuncel	F 20:04	2-3	1-1	0-0	0 5 5	3 0	5	3	2	0	0	0	3
34	Braxton Meah	C 15:22	2-2	0-0	0-0	0 3 3	1 2	4	0	3	0	0	0	4
3	Brice Williams	G 34:25	10-15	2-3	8-11	0 6 6	1 7	30	5	2	1	0	2	25
24	Rollie Worster	G 18:20	2-3	0-1	0-0	0 2 2	3 1	4	2	1	1	0	0	18
23	Andrew Morgan	17:56	4-5	0-0	2-4	3 2 5	2 2	10	1	1	1	1	0	9
0	Connor Essegian	27:42	4-7	2-3	3-4	0 3 3	1 2	13	0	1	0	0	0	6
2	Ahron Ulis	16:41	1-4	1-2	0-2	0 2 2	1 1	3	2	1	1	0	0	-7
1	Sam Holberg	15:03	0-0	0-0	2-2	0 1 1	0 1	2	2	1	1	0	0	4
31	Cale Jacobsen	02:37	0-0	0-0	0-0	0 1 1	0 0	0	0	0	0	0	0	2
Team						2 0 2			0	0				
Totals		30-49	8-14	17-26	6	29 35	16 20	85	16	14	5	1	3	17

Technical Fouls: NONE

	IND	NEB
Biggest lead	4 (1 st 11:09)	17 (2 nd 0:30)
Best Scoring Run	8 (1 st 11:09)	10 (2 nd 3:31)
Lead Changes	6	
Times Tied	5	
Time with Lead	05:08	32:49

Points from	IND	NEB
Turnovers	14	14
Paint	24	36
Second Chance	10	8
Fast Breaks	12	4
Bench	16	28

Period by Period Scoring	1st	2nd	TOT
IND	41	27	68
NEB	44	41	85

Shooting By Period	1st	2nd	TOT
1 st FG%	13-29	44.8%	
3PT%	5-15	33.3%	
FT%	10-14	71.4%	
2 nd FG%	10-36	27.8%	
3PT%	3-20	15.0%	
FT%	4-6	66.7%	
GMFG%	23-65	35.4%	
3PT%	8-35	22.9%	
FT%	14-20	70.0%	

Dead Ball Rebounds: 4, 0

NEBRASKA 66, MURRAY STATE 49



Official Basketball Box Score - Final
Nebraska at Murray St.
12/22/24 Simpfl Arena at Stan Sheriff Center, Honolulu
2024-25 Men's Basketball

Game Time: 4:00 PM
Game Duration: 1:54
Attendance: 5,049

Officials: Keith Kimble, John Floyd, Crystal Hogen

Nebraska - 66

Record: 8-2

NO.	Name		Min	FG	3P	FT	Rebounds	Fouls	TP	AS	TO	ST	Blocks	BS	BA	+/-
				M-A	M-A	M-A	OR DR TOT	PF FD								
4	Juwan Gary	F	22:45	2-8	0-0	5-5	0 3 3	4 4	9	1	0	0	1	1	1	21
9	Berke Buyuktuncel	F	25:31	3-6	0-2	0-0	2 7 9	2 1	6	0	1	1	1	1	1	6
34	Braxton Meah	C	15:11	1-1	0-0	0-0	1 2 3	1 2	2	1	2	2	0	0	0	4
3	Brice Williams	G	29:31	4-10	1-3	0-0	0 2 2	2 0	9	2	2	2	0	0	0	7
24	Rollie Worster	G	23:46	4-5	0-1	3-4	1 6 7	2 5	11	1	2	0	0	0	0	7
0	Connor Essegian		32:05	5-13	5-10	0-0	0 2 2	0 0	15	0	3	0	0	0	1	13
23	Andrew Morgan		22:55	6-7	0-0	0-0	1 11 12	1 0	12	0	2	0	1	0	0	16
1	Sam Holberg		22:35	1-3	0-1	0-0	0 1 1	0 0	2	1	1	1	0	0	0	8
31	Cale Jacobsen		05:41	0-0	0-0	0-0	0 0 0	0 0	0	0	1	0	0	0	0	3
Team							1 0 1	0		0	1					
Totals				26-53	6-17	8-9	6 34 40	12 12	66	6	15	6	4	3	17	

Technical Fouls: NONE

Murray St. - 49

Record: 6-5

NO.	Name	Min	FG	3P	FT	Reb	Tot	Fouls	PF	TP	AS	TO	ST	BS	BA	+/-	
			M-A	M-A	M-A	OR	DR	Reb	Fouls								
23	Nick Ellington	F 21:21	0-2	0-0	1-4	1	4	5	2	3	1	0	0	0	0	1	
0	Kylen Milton	G 33:52	7-15	3-7	2-4	0	4	4	1	5	19	1	1	2	0	-14	
7	AJ Ferguson	G 37:19	2-7	1-4	3-4	0	3	3	2	2	8	1	1	2	0	-8	
9	Terence Harcum	G 34:01	1-13	1-8	0-0	0	0	0	0	0	0	1	1	0	0	-11	
24	JaCobi Wood	G 34:18	3-11	1-5	0-0	1	2	3	0	0	7	5	5	0	0	-16	
13	Aiden Applewhite	09:31	1-2	1-2	2-2	0	1	1	3	1	5	0	0	0	0	-8	
2	KyeRon Lindsay	18:39	3-4	0-0	0-1	3	4	7	2	1	6	0	1	0	2	-13	
11	Justin Morgan	10:59	0-1	0-1	0-0	0	0	0	0	0	0	1	0	0	0	-11	
Team						2		1	3			0	0				
Totals			17-55			7-27		8-15		7		19		26		12 12 49 7 10 5 3 4 -17	

Technical Fouls: NONE

	Neb	Murray
Biggest lead	23 (2 nd 18:50)	0 (1 st 20:00)
Best Scoring Run	16 (1 st 9:05)	7 (1 st 7:44)
Lead Changes	0	
Times Tied	0	
Time with Lead	38:44	00:00

Points from	Neb	Murray
Turnovers	7	7
Paint	32	18
Second Chance	4	8
Fast Breaks	4	7
Bench	29	11

Period by Period Scoring	1st	2nd	TOT
Neb	34	32	66
Murray	14	35	49

NEBRASKA 69, HAWAII 55



Official Basketball Box Score - Final
Nebraska at Hawaii
12/23/24 Simpfl Arena at Stan Sheriff Center, Honolulu
2024-25 Men's Basketball

Game Time: 6:30 PM
Game Duration: 1:57
Attendance: 4,511

Officials: Bart Lennox, Edwin Young, Anthony Burris

Nebraska - 69

Record: 9-2

NO.	Name	Min	FG	3P	FT	Rebounds	Fouls	TP	AS	TO	ST	Blocks	BS	BA	+/-		
			M-A	M-A	M-A	OR DR TOT	PF FD										
4	Juwan Gary	F 31:01	8-10	3-4	2-2	1	3	4	4	2	21	0	3	1	2	0	19
9	Berke Buyuktuncel	F 27:42	1-7	0-3	0-1	4	5	9	2	2	2	1	1	3	1	0	16
34	Braxton Meah	C 21:07	3-4	0-0	0-0	2	3	5	1	2	6	1	1	0	1	0	14
3	Brice Williams	G 33:33	10-18	4-5	8-8	0	2	2	1	6	32	3	2	2	0	0	16
24	Rollie Worster	G 32:43	2-9	0-3	0-0	0	1	4	5	1	4	3	3	0	0	0	14
0	Connor Essegian	20:48	1-4	0-1	0-0	1	1	2	0	0	2	0	0	0	0	1	5
1	Sam Holberg	20:35	1-2	0-1	0-0	0	0	0	1	2	2	1	1	1	0	0	-2
23	Andrew Morgan	12:01	0-1	0-0	0-0	0	1	1	3	0	0	1	0	1	0	0	-5
31	Cale Jacobsen	00:31	0-0	0-0	0-0	0	0	0	0	0	0	0	0	0	0	0	-3
Team						0	0	0			0	0					
Totals			26-55	7-17	10-11	9	19	28	13	15	69	10	12	8	4	1	14

Technical Fouls: NONE

Hawaii - 55

Record: 7-4

NO.	Name	Min	FG	3P	FT	OR	DR	TOT	Fouls	PF	TP	AS	TO	ST	Blocks	BS	BA	+/-	
5	Gylis Nemeiksa	F 23:42	0-5	0-4	1-2	0	4	4	4	2	3	0	2	0	1	0	0	-19	
32	Tanner Christensen	C 22:03	0-1	0-0	3-4	0	4	4	2	3	0	0	0	0	0	0	0	-11	
0	Kody Williams	G 23:54	5-5	0-0	0-0	0	1	1	1	1	10	2	5	0	0	0	0	-4	
4	Marcus Greene	G 25:24	4-10	3-6	0-0	1	1	2	2	0	11	0	2	0	0	1	0	-14	
22	Ryan Rapp	G 32:13	4-11	0-4	1-2	2	2	4	1	2	9	1	1	3	0	0	0	-14	
2	Tom Beattie	25:35	2-7	0-1	0-0	0	0	0	1	0	4	1	0	1	0	3	0	-5	
20	Jerome Palm	07:34	0-0	0-0	0-0	0	1	1	1	0	1	0	0	0	0	0	0	-2	
14	Harry Roulidoff	14:46	2-2	0-0	3-5	2	1	3	2	3	7	1	1	0	0	0	0	0	
34	Akira Jacobs	19:34	3-6	2-5	2-2	2	1	3	2	1	10	0	1	0	0	0	0	2	
0	Aaron Hunkin-Claytor	03:50	0-0	0-0	0-0	0	1	1	0	0	0	0	1	0	0	0	0	-3	
6	Osia Obasohan	00:28	0-0	0-0	0-0	0	0	0	0	0	0	0	0	0	0	0	0	0	
8	AJ Economou	00:28	0-0	0-0	0-0	0	0	0	0	0	0	0	0	0	0	0	0	0	
10	Logan Robeson	00:28	0-0	0-0	0-0	0	0	0	0	0	0	0	0	0	0	0	0	0	
Team						3	2	5	0	0	0	2							
Totals			20:47	5-20	10-15	9	18	27	15	13	55	5	16	4	1	4	1	4	-14

NEBRASKA 77, SOUTHERN 43



Official Basketball Box Score - Final
Southern U. at Nebraska
12/30/24 Pinnacle Bank Arena, Lincoln
2024-25 Men's Basketball

Game Time: 8:10 PM
Game Duration: 1:59
Attendance: 14,855

Officials: Earl Walton, Anthony Burris, Daniel Nguyen

Southern U. - 43

Record: 5-8

NO. Name		Min	FG M-A	3P M-A	FT M-A	Rebounds OR DR TOT	Fouls PF FD	TP	AS	TO	ST	Blocks BS BA	+/-
1 Da'Marree Jones	F	24:42	1-5	0-1	0-2	2 2 4	2 3	2	1	1	0	1 0	-27
8 Dionjahne Thomas	F	19:08	3-7	0-0	0-1	4 0 4	4 2	6	0	1	1	0 2	-7
2 Joe Manning	G	15:08	1-6	0-1	0-2	1 3 4	4 2	2	3	0	0	0 1	-5
4 Derrick Tezeno	G	25:51	3-5	0-0	0-4	3 3 6	1 4	8	1	2	2	0 0	-27
11 Jordan Johnson	G	15:59	0-7	0-6	1-2	0 3 3	0 1	1	0	0	0	0 0	-17
0 Brentley Noel	G	13:30	1-4	0-1	1-2	2 0 2	2 2	3	0	0	1 1	-18	
0 Andre Nunley		24:52	0-3	0-2	0-1	2 6 8	1 2	0	2	0	3 0	-20	
3 Cam Ambrose		22:16	1-9	0-4	0-0	0 0 0	2 0	2	2	2	0 0	-26	
12 AJ Barnes		07:22	0-1	0-0	0-0	0 1 1	1 0	0	1	1	1 0	-9	
24 PJ Dobuol		16:54	2-6	0-0	2-2	0 4 4	0 1	6	0	1	1 2	-8	
5 Jayce Depron		14:18	5-14	3-9	0-0	0 0 0	0 0	13	0	0	0 0	-6	
Team						3 0 3		0					
Totals			17-67	3-24	6-16	17 22 39	17 17	43	10	8	9	4 5	-34

Technical Fouls: NONE

Nebraska - 77

Record: 11-2

NO. Name	Min	FG M-A	3P M-A	FT M-A	Rebounds OR DR TOT	Fouls PF FD	TP	AS	TO	ST	Blocks BS BA	+/-
4 Juwan Gary	F 22:52	3-8	1-4	2-4	0 2 2	3 2	9	3	0	1	0 1	16
9 Berke Buyuktuncel	F 29:39	2-7	1-5	1-2	1 8 9	1 2	6	1	1	0	2 0	30
34 Braxton Meah	C 15:13	1-2	0-0	1-1	3 2 5	2 5	3	0	2	0	2 0	10
3 Brice Williams	G 29:45	3-5	1-3	4-5	1 6 7	2 2	11	4	5	1	0 0	22
24 Rollee Worster	G 26:33	3-7	2-3	0-1	1 3 4	0 2	8	6	0	0	0 1	18
0 Connor Essegian	26:45	6-13	6-12	2-2	0 6 6	4 1	20	3	0	3	0 0	13
23 Andrew Morgan	14:55	4-5	0-0	2-3	1 2 3	1 2	10	1	1	0 0	1 1	12
1 Sam Holberg	17:29	1-2	0-1	0-0	4 4 4	3 1	2	5	1	0 0	0 0	12
31 Cale Jacobsen	08:57	0-0	0-0	0-0	2 2 0	0 0	0	2	1	1 0	0 0	14
12 Gavin Griffiths	03:54	3-3	2-2	0-0	0 2 2	1 0	8	0	0	0 1	0 0	9
8 Jeff Grace	02:00	0-0	0-0	0-0	0 0 0	0 0	0	0	0	0 0	0 0	7
35 Henry Burt	02:00	0-1	0-0	0-0	0 0 0	0 0	0	0	0	0 0	0 1	7
Team					1 3 4		0					
Totals		26-53	13-30	12-18	8 40 48	17 17	77	22	14	3	5 4	34

Technical Fouls: NONE

	SOU	NEB
Biggest lead	0 (1 st 20:00)	34 (2 nd 0:11)
Best Scoring Run	9 (2 nd 5:49)	11 (1 st 5:08)
Lead Changes	0	
Times Tied	0	
Time with Lead	00:00	39:04

Points from	SOU	NEB
Turnovers	8	9
Paint	22	22
Second Chance	12	5
Fast Breaks	6	7
Bench	24	40

Period by Period Scoring	1st	2nd	TOT
SOU	15	28	43
NEB	39	38	77

Shooting By Period		
1 st FG%	12-26	46.2%
3PT%	6-14	42.9%
FT%	9-11	81.8%
2 nd FG%	14-27	51.9%
3PT%	7-16	43.8%
FT%	3-7	42.9%
GMFG%	26-53	49.1%
3PT%	13-30	43.3%
FT%	12-18	66.7%

Dead Ball Rebounds: 2 0

NEBRASKA 66, NO. 15 UCLA 58



Official Basketball Box Score - Final
UCLA at Nebraska
01/06/25 Pinnacle Bank Arena, Lincoln
2024-25 Men's Basketball

Game Time: 1:10 PM
Game Duration: 2:11
Attendance: 15,167

Officials: Paul Szlez, Randy Richardson, D.J. Carstensen

UCLA - 58

Record: 11-3 (2-1)

NO. Name		Min	FG M-A	3P M-A	FT M-A	Rebounds OR DR TOT	Fouls PF FD	TP	AS	TO	ST	Blocks BS BA	+/-	
34 Tyler Bilodeau	F	33:12	6-9	1-3	2-2	1 4 5	3 2	15	0	1	0	0	0	-2
0 Kobe Johnson	G	32:31	3-9	1-6	1-1	2 9 11	5 1	8	3	2	1	0	0	3
2 Dylan Andrews	G	18:39	1-6	0-4	0-0	0 3 3	3 0	2	1	4	0	0	1	-4
12 Sebastian Mack	G	28:28	3-11	0-4	3-5	1 2 3	5 7	9	6	4	3	0	0	2
55 Skyy Clark	G	30:41	4-8	0-3	1-1	2 1 3	3 2	9	1	1	0	0	-8	
1 Trent Perry		09:37	0-1	0-0	0-0	0 1 1	0 0	0	0	1	0	0	0	-10
15 Adley Mara		11:05	2-2	0-0	1-2	0 1 1	2 1	5	1	0	1	2	0	0
8 Dominick Harris		08:29	0-2	0-2	0-0	0 1 1	2 1	0	0	2	0	0	0	-9
10 Lazar Stefanovic		27:19	3-9	2-6	2-2	0 4 4	1 2	10	1	0	0	0	0	-12
Team						0 2 2		0	0	0				
Totals			22-57	4-28	10-13	6 28 34	24 16	58	13	15	5	2 1	-8	

Technical Fouls: NONE

Nebraska - 66

Record: 12-2 (2-1)

NO. Name	Min	FG M-A	3P M-A	FT M-A	Rebounds OR DR TOT	Fouls PF FD	TP	AS	TO	ST	Blocks BS BA	+/-
4 Juwan Gary	F 28:04	3-7	3-5	1-2	1 3 4	2 2	10	0	1	2	1 1	5
9 Berke Buyuktuncel	F 22:30	1-8	1-3	1-2	3 6 9	4 2	4	0	3	0	0 0	-2
34 Braxton Meah	C 15:18	1-1	0-0	0-1	1 2 3	1 2	2	0	0	1	0 0	-11
3 Brice Williams	G 33:24	2-12	1-5	11-12	0 6 6	1 8	16	2	3	1	0 0	-1
24 Rollee Worster	G 26:40	3-9	1-3	4-4	0 4 4	1 2	11	2	0	0	0 0	3
0 Connor Essegian	20:41	0-6	0-6	2-2	0 3 3	0 1	2	3	1	2	0 0	24
23 Andrew Morgan	21:01	4-5	0-1	4-4	2 1 3	4 6	12	1	5	1	0 0	11
1 Sam Holberg	22:22	2-3	1-2	2-2	0 3 3	2 1	7	2	0	3	0 0	10
2 Ahron Ulis	09:19	1-1	0-0	0-0	0 0 0	1 0	2	1	0	0	0 0	1
31 Cale Jacobsen	00:42	0-0	0-0	0-0	0 0 0	0 0	0	0	0	0	0 0	0
Team					2 2 4		0					
Totals		17-52	7-25	25-29	9 30 39	16 24	66	11	13	10	1 2	8

Technical Fouls: NONE

	UCL	NEB
Biggest lead	7 (1 st 16:30)	13 (2 nd 7:15)
Best Scoring Run	15 (1 st 6:09)	15 (1 st 9:56)
Lead Changes	9	
Times Tied	4	
Time with Lead	13:33	21:24

Points from	UCL	NEB
Turnovers	13	17
Paint	26	20
Second Chance	2	11
Fast Breaks	6	10
Bench	15	23

Period by Period Scoring	1st	2nd	TOT
UCL	24	34	58
NEB	24	42	66

IOWA 97, NEBRASKA 87 (OT)



Official Basketball Box Score - Final
Nebraska at Iowa
01/07/25 Carver-Hawkeye Arena, Iowa City, Iowa
2024-25 Men's Basketball

Game Time: 7:00 PM
Game Duration: 2:16
Attendance: 7,812

Officials: Tim Connor, Michael Reed, Jason Phillips

Nebraska - 87

Record: 12-3 (2-2)

NO. Name		Min	FG M-A	3P M-A	FT M-A	Rebounds OR DR TOT	Fouls PF FD	TP	AS	TO	ST	BS BA	+/-
4 Juwan Gary	F	36:17	5-21	0-3	3-4	8 5 13	4 2	13	1	2	2	1 2	-4
9 Berke Buyuktuncel	F	18:43	3-5	1-1	1-3	1 2 3	1 3	8	2	1	2	2 0	-9
34 Braxton Meah	C	16:34	2-2	0-0	0-0	2 2 2	2 1	4	2	0	0	0 1	
3 Brice Williams	G	38:31	10-20	4-9	4-4	0 4 4	3 3	28	2	3	2	0 3	-8
24 Rollee Worster	G	35:29	6-9	0-1	2-7	1 3 4	2 5	14	1	1	2	1 0	-6
23 Andrew Morgan		20:27	3-5	1-2	1-2	2 2 4	0 2	8	0	0	0	0 0	-9
0 Connor Essegian		24:59	2-7	2-6	0-0	1 3 4	3 0	6	2	0	2	0 1	-4
1 Sam Holberg		25:19	2-2	1-1	1-2	0 5 5	5 1	6	3	4	1	0 0	0
2 Ahron Ulis		07:23	0-0	0-0	0-0	0 0 0	0 0	0	1	1	0	0 0	-7
31 Cale Jacobsen		01:06	0-0	0-0	0-0	0 0 0	0 0	0	0	2	0	0 0	-5
8 Jeff Grace		00:12	0-0	0-0	0-0	0 0 0	1 0	0	0	0	0	0 0	1
Team						1 1 2		0					
Totals			33-71	9-23	12-22	14 27 41	21 17	87	14	14	11	4 6	10
Technical Fouls: NONE													

Technical Fouls: NONE

Iowa - 97

Record: 11-4 (2-2)

NO. Name	Min	M	A	M-A	M	A	M-A	OR	DR	TOT	PF	FD	TP	AS	TO	ST	BS	BA	+/-
13 Ladj Dembele	F 12:18	0-0	0-0	0-0	1	2	3	3	2	5	0	1	0	0	0	0	0	0	-5
20 Payton Sandfort	F 35:07	8-15	6-10	8-9	0	6	6	4	5	30	4	4	1	1	1	1	9		
32 Owen Freeman	F 38:34	5-12	0-1	5-6	3	5	8	5	3	15	1	1	1	1	1	1	4	1	20
2 Brock Harding	G 38:41	1-8	1-5	5-6	1	3	4	2	6	8	7	6	0	0	0	0	0	1	11
4 Josh Dix	G 44:38	10-14	7-10	4-4	0	6	6	0	2	31	7	1	4	1	1	1	1	1	10
7 Seydou Traore	10:34	1-1	0-0	0-0	0	0	0	0	0	2	0	1	0	0	0	0	0	0	4
24 Pryce Sandfort	34:46	4-11	3-9	0-0	1	3	4	1	1	11	3	0	0	1	0	0	0	0	15
14 Carter Kingsbury	08:58	0-0	0-0	0-0	2	2	2	0	0	0	0	0	0	0	0	0	0	0	-10
0 Even Brauns	01:23	0-0	0-0	0-0	0	0	0	0	0	0	0	0	0	0	0	0	0	0	-4
Team					0	3	3			0	0								
Totals		29-61	17-35	22-25	6	30	36	17	21	97	23	13	7	6	4	10			

Technical Fouls: NONE

	NEB	IOWA
Biggest lead	15 (2 nd 14:54)	11 (1 st OT 0:33)
Best Scoring Run	14 (1 st 3:04)	9 (1 st OT 3:04)
Lead Changes	6	
Times Tied	5	
Time with Lead	22:18	18:56

Points from	NEB	IOWA
Turnovers	15	15
Paint	42	22
Second Chance	12	11
Fast Breaks	9	13
Bench	20	13

Period by Period Scoring	1st	2nd	OT1	TOT
NEB	34	42	11	87
IOWA	31	45	21	97

Shooting By Period		
1 st FG%	12-28	42.9%
3PT%	7-16	43.8%
FT%	0-0	0%
2 nd FG%	14-29	48.3%
3PT%	9-18	50.0%
FT%	8-9	88.9%
OTFG%	3-4	75.0%
3PT%	1-1	100.0%
FT%	14-16	87.5%
GMFG%	29-61	47.5%
3PT%	17-35	48.6%
FT%	22-25	88.0%

Dead Ball Rebounds: 2 0



2024-25 Nebraska Men's Basketball
Combined Team Statistics
In Conference games

Game Records

Record	Overall	Home	Away	Neutral
ALL GAMES	2-2	2-0	0-2	0-0
CONFERENCE	2-2	2-0	0-2	0-0
NON-CONFERENCE	0-0	0-0	0-0	0-0

Score by Periods

Team	1st	2nd	OT	TOT
Nebraska	133	146	11	290
Opponents	137	154	21	312

Team Box Score

No.	Player				Total		3-Point		F-Throw		Rebounds													
		GP-GS	MIN	AVG	FG-FGA	FG%	3FG-3FGA	3FG%	FT-FTA	FT%	OFF	DEF	TOT	AVG	PF	DQ	A	TO	BLK	STL	PTS	AVG		
3	WILLIAMS, Brice	4-4	139:56	35.0	25-54	.463	8-20	.400	27-31	.871	0	16	16	4.0	6	0	9	10	0	5	85	21.3		
4	GARY, Juwan	4-4	124:57	31.2	17-49	.347	6-17	.353	6-11	.545	10	15	25	6.3	11	0	2	8	2	4	46	11.5		
23	MORGAN, Andrew	4-0	87:23	21.8	17-28	.607	1-4	.250	9-13	.692	8	11	19	4.8	8	0	3	6	1	3	44	11.0		
24	WORSTER, Rollie	4-4	106:40	26.7	14-28	.500	1-6	.167	9-16	.563	2	9	11	2.8	8	0	8	3	1	5	38	9.5		
0	ESSEGAN, Connor	4-1	92:58	23.2	6-22	.273	4-17	.235	6-8	.750	1	10	11	2.8	5	0	5	2	0	4	22	5.5		
9	BUYUKTUNCCEL, Berke	4-3	75:02	18.8	7-20	.350	4-7	.571	2-5	.400	5	13	18	4.5	11	0	5	8	2	4	20	5.0		
1	HOIBERG, Sam	4-0	73:03	18.3	4-6	.667	2-4	.500	7-8	.875	0	11	11	2.8	10	1	7	5	0	5	17	4.3		
34	MEAH, Braxton	4-4	58:04	14.5	5-6	.833	0-0	.000	0-1	.000	2	8	10	2.5	8	0	2	4	0	2	10	2.5		
2	ULIS, Ahron	4-0	47:12	11.8	2-8	.250	1-4	.250	0-2	.000	0	3	3	0.8	5	0	7	2	0	1	5	1.3		
31	JACOBSEN, Cale	4-0	13:38	3.4	1-3	.333	1-3	.333	0-0	.000	0	2	2	0.5	0	0	0	3	0	0	3	0.8		
8	GRACE, Jeff	1-0	00:12	0.2	0-0	.000	0-0	.000	0-0	.000	0	0	0	0.0	1	0	0	0	0	0	0	0.0		
12	GRIFFITHS, Gavin	1-0	05:54	5.9	0-2	.000	0-2	.000	0-0	.000	0	0	0	0.0	0	0	1	1	0	1	0	0.0		
Team											5	3	8											
Total		4	825		98-226	.434	28-84	.333	66-95	.695	33	101	134	33.5	73	1	49	52	6	34	290	72.5		
Opponents		4	825		103-239	.431	38-121	.314	68-81	.840	39	114	153	38.3	78	3	66	54	16	23	312	78.0		

Team Statistics

	NEBR	OPP
Scoring		
Points per game	290	312
Scoring margin	72.5	78.0
	-5.5	-
Field goals-att		
	98-226	103-239
Field goal pct	.434	.431
3 point fg-att		
	28-84	38-121
3-point FG pct	.333	.314
3-pt FG made per game	7.0	9.5
Free throws-att		
	66-95	68-81
Free throw pct	.695	.840
F-Throws made per game	16.5	17.0
Rebounds		
	134	153
Rebounds per game	33.5	38.3
Rebounding margin	-4.8	-
Assists		
	49	66
Assists per game	12.3	16.5
Turnovers		
	52	54
Turnovers per game	13.0	13.5
Turnover margin	+0.5	-
Assist/turnover ratio	0.9	1.2
Steals		
	34	23
Steals per game	8.5	5.8
Blocks		
	6	16
Blocks per game	1.5	4.0
Winning streak		
	0	-
Home win streak	2	-
Attendance		
	29802	22609
Home games-Avg/Game	2-14901	2-11305
Neutral site-Avg/Game	-	0-0

Team Results

Date	Opponent		Score	Att.
12/07/2024	at Michigan St.	L	52-89	14797
12/13/2024	Indiana	W	85-68	14635
01/04/2025	UCLA	W	66-58	15167
01/07/2025	at Iowa	Lot	87-97	7812



2024-25 Nebraska Men's Basketball Combined Team Statistics All games

Page 1/1
as of Jan 08, 2025

Game Records

Record	Overall	Home	Away	Neutral
ALL GAMES	12-3	8-0	2-2	2-1
CONFERENCE	2-2	2-0	0-2	0-0
NON-CONFERENCE	10-1	6-0	2-0	2-1

Score by Periods

Team	1st	2nd	OT	TOT
Nebraska	570	582	11	1163
Opponents	447	533	21	1001

Team Box Score

No.	Player				Total		3-Point		F-Throw		Rebounds												
		GP-GS	MIN	AVG	FG-FGA	FG%	3FG-3FGA	3FG%	FT-FTA	FT%	OFF	DEF	TOT	AVG	PF	DQ	A	TO	BLK	STL	PTS	AVG	
3	WILLIAMS, Brice	15-15	461:27	30.8	88-179	.492	25-61	.410	90-99	.909	6	48	54	3.6	27	0	36	36	3	18	291	19.4	
4	GARY, Juwan	15-15	400:34	26.7	58-141	.411	17-51	.333	42-56	.750	21	46	67	4.5	33	0	15	18	9	20	175	11.7	
0	ESSEGAN, Connor	15-3	347:41	23.2	52-124	.419	37-91	.407	28-34	.824	3	39	42	2.8	19	0	14	15	0	7	169	11.3	
24	WORSTER, Rollie	15-15	390:22	26.0	47-102	.461	6-25	.240	31-47	.660	11	52	63	4.2	21	0	40	23	3	15	131	8.7	
23	MORGAN, Andrew	15-0	262:13	17.5	43-77	.558	3-9	.333	33-49	.673	24	49	73	4.9	29	0	11	17	5	5	122	8.1	
9	BUYUKTUNCCEL, Berke	14-13	326:15	23.3	39-81	.481	10-32	.313	19-27	.704	26	65	91	6.5	31	0	20	22	12	16	107	7.6	
34	MEAH, Braxton	14-14	223:39	16.0	22-30	.733	0-0	.000	3-8	.375	15	36	51	3.6	28	0	11	18	5	6	47	3.4	
1	HOIBERG, Sam	15-0	283:14	18.9	16-34	.471	5-14	.357	9-11	.818	4	31	35	2.3	22	1	22	14	1	22	46	3.1	
2	ULIS, Ahron	11-0	152:56	13.9	13-38	.342	3-15	.200	4-11	.364	6	13	19	1.7	15	0	19	7	0	7	33	3.0	
12	GRIFFITHS, Gavin	9-0	99:35	11.1	11-30	.367	5-21	.238	0-0	.000	3	18	21	2.3	14	0	8	4	4	4	27	3.0	
8	GRACE, Jeff	6-0	07:01	1.2	2-4	.500	0-0	.000	1-1	1.000	2	1	3	0.5	1	0	0	0	0	0	5	0.8	
31	JACOBSEN, Cale	12-0	63:24	5.3	3-10	.300	1-7	.143	1-1	1.000	2	8	10	0.8	2	0	8	6	2	4	8	0.7	
35	BURT, Henry	4-0	06:39	1.7	1-4	.250	0-1	.000	0-0	.000	0	0	0	0.0	1	0	0	0	0	0	2	0.5	
Team											18	12	30					4					
Total		15	3025		395-854	.463	112-327	.343	261-344	.759	141	418	559	37.3	243	1	204	184	44	124	1163	77.5	
Opponents		15	3025		341-880	.388	136-442	.308	183-257	.712	152	357	509	33.9	286	6	182	213	43	85	1001	66.7	

Team Statistics

	NEBR	OPP
Scoring		
Points per game	77.5	66.7
Scoring margin	+10.8	-
Field goals-att		
Field goal pct	.463	.388
3 point fg-att		
3-point FG pct	.343	.308
3-pt FG made per game	7.5	9.1
Free throws-att		
Free throw pct	.759	.712
F-Throws made per game	17.4	12.2
Rebounds		
Rebounds per game	37.3	33.9
Rebounding margin	+3.3	-
Assists		
Assists per game	13.6	12.1
Turnovers		
Turnovers per game	12.3	14.2
Turnover margin	+1.9	-
Assist/turnover ratio	1.1	0.9
Steals		
Steals per game	8.3	5.7
Blocks		
Blocks per game	2.9	2.9
Winning streak		
Home win streak	8	-
Attendance		
Home games-Avg/Game	8-14888	4-11424
Neutral site-Avg/Game	-	3-4459

Team Results

Date	Opponent		Score	Att.
11/04/2024	UTRGV	W	87-67	14305
11/09/2024	Bethune-Cookman	W	63-58	15138
11/13/2024	FDU	W	86-60	14473
11/17/2024	vs Saint Mary's (CA)	L	74-77	3241
11/22/2024	at Creighton	W	74-63	18475
11/27/2024	South Dakota	W	96-79	15172
12/01/2024	North Florida	W	103-72	15359
12/07/2024	at Michigan St.	L	52-89	14797
12/13/2024	Indiana	W	85-68	14635
12/22/2024	vs Murray St.	W	66-49	5049
12/23/2024	at Hawaii	W	69-55	4611
12/25/2024	vs Oregon St.	W	78-66	5086
12/30/2024	Southern U.	W	77-43	14855
01/04/2025	UCLA	W	66-58	15167
01/07/2025	at Iowa	Lot	87-97	7812