



NEBRASKA BASKETBALL

2024-25 GAME NOTES

X HUSKERMBB

Instagram HUSKERMBB

Facebook HUSKERMBB

GAME #19

OPPONENT: USC
DATE: WED., JAN. 22
TIPOFF: 8 P.M. (CT).
LOCATION: LINCOLN, NEB.
ARENA: PINNACLE BANK ARENA

GAME AT A GLANCE



Nebraska Cornhuskers
2024-25 Record:12-6 (2-5 BIG)
Head Coach: Fred Hoiberg
Record at Nebraska: 74-100 (6th year)
Career Record: 189-156 (11th year)



Huskers Radio Network
Play-by-Play: Kent Pavelka
Analyst: Jake Muhleisen



USC Trojans
2024-25 Record:11-7 (3-4 B1G)
Head Coach: Eric Musselman
Record at School: 11-7 (1st year)
Career Record: 232-100 (10th year)



Big Ten Network
Play-by-Play: Kevin Kugler
Analyst: Shon Morris
also available on Fox Sports app

ON THE AIR

Radio: Wednesday's game will be carried on the Huskers Radio Network with Kent Pavelka and Jake Muhleisen on the call, including KLIN (1400 AM) in Lincoln, KXSP (590 AM) in Omaha and KRVN (880 AM) in Lexington. The pregame show begins an hour before tipoff and will also be available on Huskers.com and the Huskers app.

TV/Online: Wednesday's game will be on BTN with Kevin Kugler and Shon Morris on the call. It will also be available online on the Fox Sports app.

HUSKERS RETURN HOME TO FACE USC WEDNESDAY NIGHT

The Nebraska men's basketball team returns home on Wednesday evening, as the Huskers play host to USC. Tipoff from Pinnacle Bank Arena is set for shortly after 8 p.m., and the contest will be televised on BTN and carried on the Huskers Radio Network, as well as on Huskers.com and the Huskers app. The game will also be available on the Fox Sports App. A limited number of 300 Level tickets are available for purchase for Wednesday's matchup by visiting Huskers.com/Tickets or at the PBA box office beginning at 6:30 p.m. on Wednesday.

Nebraska (12-6, 2-5 B1G) looks to snap a four-game losing streak following a tough 69-66 loss at Maryland last Sunday. The Huskers overcame a nine-point deficit in the final five minutes with a 9-0 run, tying the score at 66 on a pair of Brice Williams free throws with 1:03 remaining but Ja'Kobi Gillespie's basket with 39.8 seconds left put Maryland ahead for good. Gillespie finished with a game-high 22 points for the Terps. Three of the NU's last four losses have been decided by three points or less or in overtime.

The loss overshadowed a strong performance from the Husker bench, which outscored Maryland's reserves, 34-8. Andrew Morgan led NU with a season-high 17 points, while Ahron Ulis dished out a career-high 10 assists and had four rebounds and a pair of steals. In addition, Sam Hoiberg and Connor Essegian combined for 14 points on 5-of-7 shooting, including 4-of-6 from 3-point range. Brice Williams was the only other Husker in double figures at Maryland with 14 markers while adding three assists and three steals.

Nebraska held the Terrapins to a season-low 69 points and out-rebounded Maryland, 36-32, in the loss, and the Huskers will need another strong defensive effort on Wednesday as USC makes its first visit to Lincoln since the 2012-13 season.

USC (11-7, 3-4 B1G) comes off an 84-69 home loss to then-No. 24 Wisconsin on Saturday. Saint Thomas led three USC players in double figures with 19 points while Rashaun Agee and Wesley Yates III had 15 and 11 points, respectively. Wisconsin shot 56 percent in the victory and got a game-high 28 points from John Blackwell to lead four Badgers in double figures.

7.9 Nebraska is averaging 7.4 3-pointers per game while shooting 37 percent from the arc over the last 10 games. The Huskers shot just 30 percent from 3-point range in their first eight contests.

2024-25 SCHEDULE

| Date | AP Rk. | Opponent | TV/Online | Time |
|--|--------|--------------------------------------|-----------|---------------|
| Oct. 27 | | Grand Valley State (Exh.) | B1G+ | W, 73-53 |
| Nov. 4 | | UT Rio Grande Valley | B1G+ | W, 87-67 |
| Nov. 9 | | Bethune Cookman | B1G+ | W, 63-58 |
| Nov. 13 | | FDU | B1G+ | W, 86-60 |
| Nov. 17 | | vs. Saint Mary's (Sioux Falls, S.D.) | BTN | L, 74-77 |
| Nov. 22 | | at No. 14 Creighton | FS1 | W, 74-63 |
| Nov. 27 | RV | South Dakota | BTN | W, 96-79 |
| Dec. 1 | RV | North Florida | BTN | W, 103-72 |
| Dec. 7 | RV | at RV Michigan State * | BTN | L, 52-89 |
| Dec. 13 | | RV Indiana * | FOX | W, 85-68 |
| Hawaiian Airlines Diamond Head Classic | | | | |
| Dec. 22 | | vs. Murray State | ESPN | W, 66-49 |
| Dec. 23 | | vs. Hawai'i | ESPN2 | W, 69-55 |
| Dec. 25 | | vs. Oregon State | ESPN2 | W, 78-66 |
| Dec. 30 | | Southern | BTN | W, 77-43 |
| Jan. 4 | RV | No. 15 UCLA * | FOX | W, 66-58 |
| Jan. 7 | RV | at Iowa * | Peacock | L, 87-97 (OT) |
| Jan. 12 | RV | at No. 20 Purdue * | BTN | L, 68-104 |
| Jan. 16 | | Rutgers * | FS1 | L, 82-85 |
| Jan. 19 | | at RV Maryland * | BTN | L, 66-69 |
| Jan. 22 | | USC * | BTN | 8 p.m. |
| Jan. 26 | | at No. 18 Wisconsin * | BTN | Noon |
| Jan. 30 | | Illinois * | FS1 | 7:30 p.m. |
| Feb. 2 | | at Oregon * | BTN | 6:30 p.m. |
| Feb. 5 | | at Washington * | BTN | 9:30 p.m. |
| Feb. 9 | | Ohio State * | BTN | 1 p.m. |
| Feb. 13 | | Maryland * | BTN | 7:30 p.m. |
| Feb. 16 | | at Northwestern * | BTN | 2 p.m. |
| Feb. 19 | | at Penn State * | BTN | 5:30 p.m. |
| Feb. 24 | | Michigan * | FS1 | 7 p.m. |
| March 1 | | Minnesota * | BTN | 1 p.m. |
| March 4 | | at Ohio State * | Peacock | 8 p.m. |
| March 9 | | Iowa * | FOX | 11:30 a.m. |
| March 12-16 | | at Big Ten Tournament (Indianapolis) | TBD | TBD |

*-Big Ten Conference Game; **Home games** are in red and bold

2024-25 ROSTER AT A GLANCE

| No | Name | Pos. | Ht. | Wt. | Yr. | Hometown | GP/GS | MPG | PPG | RPG | APG | BPG | SPG |
|----|-------------------|------|------|-----|-----|------------------------|-------|------|------|-----|-----|-----|-----|
| 0 | Connor Essegian | G | 6-4 | 190 | Jr. | Fort Wayne, Ind. | 18/3 | 22.7 | 11.3 | 2.8 | 1.0 | 0.0 | 0.4 |
| 1 | Sam Hoiberg | G | 6-0 | 185 | Jr. | Lincoln, Neb. | 18/0 | 18.8 | 3.4 | 2.1 | 1.7 | 0.1 | 1.4 |
| 2 | Ahron Ulis | G | 6-3 | 190 | Sr. | Chicago, Ill. | 14/0 | 14.6 | 3.1 | 1.8 | 2.1 | 0.0 | 0.7 |
| 3 | Brice Williams | G | 6-7 | 214 | Sr. | Huntersville, N.C. | 18/18 | 31.1 | 18.6 | 3.7 | 2.6 | 0.3 | 1.2 |
| 4 | Juwan Gary | F | 6-6 | 226 | Sr. | Columbia, S.C. | 18/18 | 27.6 | 11.7 | 4.6 | 0.9 | 0.6 | 1.3 |
| 5 | Braden Frager | F | 6-7 | 220 | Fr. | Lincoln, Neb. | - | - | - | - | - | - | - |
| 8 | Jeffrey Grace III | G | 6-3 | 200 | Jr. | Elmhurst, Ill. | 8/0 | 1.0 | 0.6 | 0.4 | 0.0 | 0.0 | 0.1 |
| 9 | Berke Büyüktuncel | F | 6-10 | 244 | So. | Bursa, Türkiye | 17/16 | 23.2 | 7.2 | 5.9 | 1.4 | 0.8 | 1.2 |
| 12 | Gavin Griffiths | G | 6-7 | 193 | So. | Simsbury, Conn. | 10/0 | 10.6 | 2.7 | 2.1 | 0.8 | 0.4 | 0.4 |
| 20 | Justin Bolis | F | 6-8 | 225 | So. | Lincoln, Neb. | - | - | - | - | - | - | - |
| 23 | Andrew Morgan | F | 6-10 | 242 | Sr. | Waseca, Minn. | 18/0 | 17.9 | 8.4 | 4.6 | 0.7 | 0.3 | 0.3 |
| 24 | Rollie Worster | G | 6-5 | 210 | Sr. | Missoula, Mont. | 18/18 | 25.6 | 8.3 | 4.1 | 2.6 | 0.2 | 0.9 |
| 25 | Nick Janowski | G | 6-4 | 208 | Fr. | Pewaukee, Wis. | - | - | - | - | - | - | - |
| 31 | Cale Jacobsen | G | 6-4 | 195 | So. | Ashland, Neb. | 13/0 | 5.0 | 0.6 | 0.8 | 0.6 | 0.2 | 0.3 |
| 34 | Braxton Meah | C | 7-1 | 265 | Sr. | Layton, Utah | 17/17 | 15.1 | 3.4 | 3.5 | 0.8 | 0.4 | 0.4 |
| 35 | Henry Burt | F | 6-7 | 222 | So. | Omaha, Neb. | 4/0 | 1.8 | 0.5 | 0.0 | 0.0 | 0.0 | 0.0 |
| 51 | Rienk Mast | F | 6-10 | 260 | Sr. | Groningen, Netherlands | - | - | - | - | - | - | - |

2024-25 NEBRASKA BASKETBALL ROSTER

| No. | VL | Name | Pos. | Ht. | Wt. | Yr. | Hometown | Previous School | X | Instagram |
|-----|----|-------------------|------|------|-----|-----|------------------------|----------------------|------------------|------------------|
| 0 | | Connor Essegian | G | 6-4 | 190 | Jr. | Fort Wayne, Ind. | Wisconsin | @CESsegian | connoressegian |
| 1 | ** | Sam Hoiberg | G | 6-0 | 185 | Jr. | Lincoln, Neb. | Pius X | @samhoiberg | samhoiberg |
| 2 | * | Ahron Ullis | G | 6-3 | 190 | Sr. | Chicago, Ill. | Iowa | @AhronUllis | ahron1_ |
| 3 | * | Brice Williams | G | 6-7 | 214 | Sr. | Huntersville, N.C. | Charlotte | @bgotit_ | blaviss |
| 4 | ** | Juwan Gary | F | 6-6 | 226 | Sr. | Columbia, S.C. | Alabama | @takflight24 | wanwitdabutter |
| 5 | | Braden Frager | F | 6-7 | 220 | Fr. | Lincoln, Neb. | Southwest HS | @Braden_Frager | braden_frager |
| 8 | ** | Jeffrey Grace III | G | 6-3 | 200 | Jr. | Elmhurst, Ill. | Arizona State | @JeffreyGraceIII | kg3is23 |
| 9 | | Berke Büyüktuncel | F | 6-10 | 244 | So. | Bursa, Türkiye | UCLA | | berkebuyuktuncel |
| 12 | | Gavin Griffiths | G | 6-7 | 193 | So. | Simsbury, Conn. | Rutgers | @gavingriff_ | gavingriff_ |
| 20 | | Justin Bolis | F | 6-8 | 225 | So. | Lincoln, Neb. | Southeast CC | @JustinBolis | justinbolis |
| 23 | | Andrew Morgan | F | 6-10 | 242 | Sr. | Waseca, Minn. | North Dakota State | | akmorgan10_ |
| 24 | | Rollie Worster | G | 6-5 | 210 | Sr. | Missoula, Mont. | Utah | | rj_w2 |
| 25 | | Nick Janowski | G | 6-4 | 208 | Fr. | Pewaukee, Wis. | Pewaukee HS | @nick_janowski12 | nick.janowski |
| 31 | * | Cale Jacobsen | G | 6-4 | 195 | So. | Ashland, Neb. | Ashland-Greenwood HS | @calejacobsen_ | calejacobsen_ |
| 34 | | Braxton Meah | C | 7-1 | 265 | Sr. | Layton, Utah | Washington | @Braxton_Meah | Braxtonmeah |
| 35 | * | Henry Burt | F | 6-7 | 222 | So. | Omaha, Neb. | Elkhorn South HS | @HenryBurt15 | henryburt0 |
| 51 | * | Rienk Mast | F | 6-10 | 260 | Sr. | Groningen, Netherlands | Bradley | | rienk_mast |

2024-25 NEBRASKA BASKETBALL COACHING STAFF

Head Coach

Fred Hoiberg, sixth season (Iowa State, 1995)

Assistant Coaches

Adam Howard, third season (Western Kentucky, 2008)
Nate Loenser, fourth season (Iowa State, 2002)
Ernie Zeigler, third season (Cleary, 1994)

Support Staff

Director of Men's Basketball Strength & Conditioning: Kurt Joseph
Dir. of Basketball Strategies & Business Operations: Luca Virgilio
Assistant Director of Basketball Operations: Sheryl Burbach
Director of Player Development: Emmanuel Tommy
Video Coordinator: Michael Bania
Recruiting Coordinator: Pady Borders
Graduate Managers: Josiah Allick, Nihilo Ibarra, Justin Moore

Athletic Trainer: Andrew McCabe
Team Nutritionist: Jake Blattner
Sports Psychologist: Heather Kiefer
NAPL Director: Matt Thome
Equipment Manager: Pat Norris

PRONUNCIATION GUIDE

| Name | Pronunciation |
|-------------------|-----------------------------|
| Josiah Allick | AL-ick |
| Berke Büyüktuncel | BEAR-keh buh-YOOK-toon-jell |
| Connor Essegian | eh-SEE-jin |
| Juwan Gary | Juh-WAHN |
| Nate Loenser | Len-zer |
| Rienk Mast | RINK |
| Braxton Meah | MEE-uh |
| Ahron Ullis | YOU-liss |
| Rollie Worster | raw-lee Wooster |
| Ernie Zeigler | Zig-ler |

HUSKERS RADIO NETWORK



KENT PAVELKA

- Is in his 38th season of calling Husker men's basketball
- Called NU basketball for two stretches from 1974-1996 before returning to play-by-play duties full time in 2006-07
- Called his 1,000th Husker basketball game in 2018-19
- Six-time Nebraska Sportscaster of the Year who was inducted into the Nebraska Broadcasters Hall of Fame in 2019



JAKE MUHLEISEN

- Is in his seventh season as full-time color analyst after serving in a part-time basis for five seasons
- Was a four-year starter at guard for Nebraska from 2002-05
- Three-year team captain and started 98 games in his career
- Served as a graduate assistant at Creighton from 2005-07

| City | Station | Frequency |
|------------------|---------|-----------------|
| Alliance | KCOW | 1400 AM |
| Aurora | KRGY | 97.3 FM |
| Beatrice | KWBE | 1450 AM |
| Broken Bow | KBBN | 95.3 FM |
| Chadron | KCSR | 610 AM |
| Columbus | KJSK | 900 AM |
| Columbus | KKOT | 93.5 FM |
| Fairbury | KGMT | 1310 AM |
| Falls City | KTNC | 1230 AM |
| Falls City | KTNC | 107.1 FM |
| Fremont | KHUB | 1340 AM |
| Fremont | KFMT | 105.5 FM |
| Gibbon | KMTY | 97.7 FM |
| Gibbon | KSDZ | 95.5 FM |
| Grand Island | KRGI | 1430 AM |
| Hastings | KHAS | 1230 AM |
| Hastings | KLIQ | 94.5 FM |
| Hastings/Kearney | KICS | 1450 |
| Hastings/Kearney | KXPN | 1460 AM |
| Hay Springs | KBPY | 107.7 FM |
| Holdrege | KUVR | 1380 AM/96.9 FM |
| Imperial | KADL | 102.9 FM |
| Kearney | KGFW | 1340 AM |
| Kearney | KGFW | 96.1 FM |
| Lexington | KRVN | 880 AM |
| Lexington | KAMI | 1580 AM |
| Lincoln | KLIN | 1400 AM |
| Lincoln | KLIN | 99.3 FM |
| McCook | KSWN | 93.9 FM |
| McCook | KZMC | 102.1 FM |
| McCook | KIOD | 105.3 FM |
| Nebraska City | KNCY | 1600 AM |
| Norfolk | KNEN | 94.7 FM |
| North Platte | KODY | 1240 AM |
| Omaha | KXSP | 590 AM |
| O'Neill | KBRX | 102.9 FM |
| Scottsbluff | KNEB | 960 AM |
| Scottsbluff | KNEB | 94.1 FM |
| Sidney | KSID | 98.7 FM |
| Superior | KRFS | 1600 AM |
| Superior | KRFS | 103.9 FM |
| Terrytown | KOLT | 690 AM |
| Valentine | KVSH | 940 AM |
| Valentine | KDJL | 99.5 FM |

Also available nationwide on Huskers.com and the Huskers App.

PROBABLE STARTERS (BASED ON LAST GAME)



#24 ROLLIE WORSTER | G | SR. | 6-5 | 210 | MISSOULA, MONT.

2024-25 Averages: PPG: 8.3 | RPG: 4.1 | APG: 2.6

Worth Noting: Finished with four points and an assist in 24 minutes at Maryland...Had a strong performance vs. Rutgers with 10 points, seven rebounds and five assists...Seven double-figure games in 2024-25...Finished with 14 points and four boards at Iowa...Totaled 11 points and four rebounds vs. No. 15 UCLA...Finished with 11 points and seven rebounds against Murray State...Tallied 18 points and nine rebounds vs. UTRGV...Played in 16 games at Utah before a season-ending injury in 2023-24, averaging 9.9 points, 5.5 assists and 4.9 rebounds per game...Was third in Pac-12 in assists and leading conf. in asst.-to-turnover ratio (2.93-to-1) at the time of his injury...Started all 30 games he played in 2022-23, averaging 8.6 points, 5.2 rebounds and 5.0 assists per game...Nearly had triple-double vs. No. 4 Arizona with 12 points, 11 rebounds and nine assists.

Career Bests (includes Utah/Utah St.): Pts: 19 | Reb: 11 | Ast: 10 (4x) | Stl: 6



#3 BRICE WILLIAMS | G | SR. | 6-7 | 214 | HUNTERVILLE, N.C.

2024-25 Averages: PPG: 18.6 | RPG: 3.7 | APG: 2.6 | SPG: 1.2

Worth Noting: Two-time USBWA Player of the Week in '24-25...Eight games with 20+ points, including a pair of 30-point games...Had 14 points and three steals at Maryland...Totaled 21 points vs. Rutgers...Had a team-high 28 points at Iowa...Led NU with 16 points and seven boards vs. No. 15 UCLA...Diamond Head Classic MVP...Had 25 points and seven rebounds vs. Oregon St...Matched career high with 32 points at Hawai'i...Earned BIG and National POW after posting 30 points, six assists and five boards vs. Indiana...Finished with 28 points vs. Saint Mary's...Averaged 13.4 ppg, 5.5 rpg and 2.5 apg in 2023-24...Second-team Conference USA pick in 2022-23, averaging 13.8 ppg and 5.3 rpg...His late father (Henry) scored a school-record 2,382 points at Charlotte and is a member of the school's Hall of Fame.

Career Bests (includes Charlotte): Pts: 32 (2x) | Reb: 13 | Ast: 9 | Stl: 4



#4 JUWAN GARY | F | SR. | 6-6 | 226 | COLUMBIA, S.C.

2024-25 Averages: PPG: 11.7 | RPG: 4.6 | SPG: 1.3

Worth Noting: Had six points and seven boards at Maryland, going over 1,000 career points...Had 20 points and seven rebounds vs. Rutgers...Has 11 double-figure games in 2024-25, including two 20-point games...Had first double-double of the season at Iowa with 13 points and a season-high 13 boards...Posted a season-high 21 points on 8-of-10 shooting at Hawai'i...Keyed NU's win at No. 14 Creighton with 16 points and seven boards...Averaged 11.6 ppg and 6.1 rpg in 2023-24, leading NU in both blocks and steals per game...Totaled five double-doubles in 2023-24, highlighted by a 13-point, 18-board effort at K-State...Career high 22 points vs. Minnesota...Started 17 games before shoulder surgery in 2022-23...Played in 29 games at Alabama in 2021-22...Helped Crimson Tide to an SEC title and an NCAA Sweet 16 appearance in 2020-21.

Career Bests (includes Alabama): Pts: 22 | Reb: 18 | Ast: 5 | Bl: 4 | St: 5



#9 BERKE BÜYÜKTÜNCER | F | SO. | 6-10 | 240 | BURSA, TÜRKİYE

2024-25 Averages: PPG: 7.2 | RPG: 5.9 | APG: 1.4 | SPG: 1.2

Worth Noting: Finished with eight points and four rebounds before fouling out at Maryland...Totaled eight points, three boards and a career-high four steals at No. 20 Purdue...Named to Diamond Head Classic All-Tournament Team...Finished with a career-high 16 points on 6-of-8 shooting vs. Oregon State...Matched career bests in rebounds (nine) and steals (three) at Hawai'i...Posted 12 points and nine rebounds in win at No. 14 Creighton...Recorded 15 points, three steals and three blocked shots vs. Saint Mary's...Played in 26 games at UCLA in 2023-24, averaging 4.9 points and 2.7 rebounds per game...Played for Türkiye at the 2024 U20 European Championships, averaging 12.0 points and 7.7 rebounds per game...No. 36 player in the class of 2023 by 24/7 Sports, while he was rated by ESPN.com as the No. 2 international player to enter college basketball in 2023-24.

Career Bests (includes UCLA): Pts: 16 | Reb: 9 (5x) | Ast: 3 (4x) | Stl: 4 | Bl: 3



#34 BRAXTON MEAH | C | SR. | 7-1 | 265 | LAYTON, UTAH

2024-25 Averages: PPG: 3.4 | RPG: 3.5

Worth Noting: Two-year starter at Washington played just four minutes at Maryland...Had six points and tied a season high with six rebounds vs. Rutgers...Has a career .730 field goal percentage...Totaled six points and five boards at Hawai'i...Posted a season-high 12 points on 6-of-6 shooting and five boards vs. South Dakota...Had six rebounds and a steal in 11 minutes vs. No. 14 Creighton...Played in all 32 games at UW, averaging 5.3 points and 5.3 rebounds per game...Led UW in field goal percentage (.770) and blocked shots (27)...Named to Pac-12 All-Defensive Team in 2022-23, averaging 8.8 points, 7.2 rebounds and 1.6 blocks per game...Ranked fifth in Pac-12 in blocked shots and seventh in rebounding, while leading conference with a .706 field goal percentage...Began his college career at Fresno State.

Career Bests (includes Wash/Fresno St.): Pts: 21 | Reb: 17 | Ast: 3 (3x) | Stl: 2 (5x) | Bl: 6

NATIONAL POLLS

ASSOCIATED PRESS (JAN. 20)

| No | Team (1st) | Record | Points | Prev. |
|----|-------------------|--------|--------|-------|
| 1 | Auburn (62) | 17-1 | 1550 | 1 |
| 2 | Duke | 16-2 | 1485 | 3 |
| 3 | Iowa State | 15-2 | 1397 | 2 |
| 4 | Alabama | 15-3 | 1338 | 4 |
| 5 | Florida | 16-2 | 1262 | 5 |
| 6 | Tennessee | 16-2 | 1170 | 6 |
| 7 | Houston | 14-3 | 1151 | 10 |
| 8 | Michigan State | 16-2 | 1109 | 12 |
| 9 | Kentucky | 14-4 | 1057 | 8 |
| 10 | Marquette | 15-3 | 950 | 7 |
| 11 | Purdue | 15-4 | 906 | 17 |
| 12 | Kansas | 13-4 | 902 | 9 |
| 13 | Texas A&M | 14-4 | 794 | 11 |
| 14 | Mississippi State | 15-3 | 731 | 15 |
| 15 | Oregon | 15-3 | 638 | 13 |
| 16 | Ole Miss | 15-3 | 564 | 21 |
| 17 | Illinois | 13-5 | 526 | 19 |
| 18 | Wisconsin | 15-3 | 437 | 24 |
| 19 | UConn | 13-5 | 365 | 14 |
| 20 | St. John's | 16-3 | 320 | NR |
| 21 | Michigan | 14-4 | 305 | 20 |
| 22 | Missouri | 15-3 | 275 | NR |
| 23 | West Virginia | 13-4 | 240 | NR |
| 24 | Memphis | 14-4 | 232 | 18 |
| 25 | Louisville | 14-5 | 125 | NR |

Others receiving votes: Texas Tech (104), Utah St. (38), Vanderbilt (35), Gonzaga (34), Georgia (30), Clemson (30), Arizona (21), Saint Mary's (12), Cincinnati (4), Baylor (4), UC Irvine (3), Wake Forest (2), Creighton (2), Bradley (1), Maryland (1).

USA TODAY COACHES (JAN. 20)

| No | Team (1st) | Record | Points | Prev. |
|----|-------------------|--------|--------|-------|
| 1 | Auburn (30) | 17-1 | 774 | 1 |
| 2 | Duke | 16-2 | 739 | 3 |
| 3 | Alabama | 15-3 | 672 | 5 |
| 4 | Iowa State (1) | 15-2 | 668 | 2 |
| 5 | Houston | 14-3 | 623 | 8 |
| 6 | Florida | 16-2 | 615 | 4 |
| 7 | Tennessee | 16-2 | 584 | 6 |
| 8 | Michigan State | 16-2 | 558 | 12 |
| 9 | Kentucky | 14-4 | 478 | 9 |
| 10 | Marquette | 15-3 | 473 | 7 |
| 11 | Kansas | 13-4 | 467 | 10 |
| 12 | Purdue | 15-4 | 452 | 15 |
| 13 | Texas A&M | 14-4 | 383 | 11 |
| 14 | Mississippi State | 15-3 | 341 | 18 |
| 15 | Oregon | 15-3 | 309 | 14 |
| 16 | Ole Miss | 15-3 | 272 | 21 |
| 17 | Illinois | 13-5 | 266 | 20 |
| 18 | UConn | 13-5 | 230 | 13 |
| 19 | Wisconsin | 15-3 | 194 | NR |
| 20 | Michigan | 14-4 | 180 | 19 |
| 21 | St. John's | 16-3 | 167 | NR |
| 22 | Memphis | 14-4 | 130 | 17 |
| 23 | West Virginia | 13-4 | 107 | 25 |
| 24 | Missouri | 15-3 | 77 | NR |
| 25 | Texas Tech | 13-4 | 53 | NR |

Others receiving votes: Louisville 43; Gonzaga 43; Georgia 39; Clemson 28; Utah State 26; Saint Mary's 25; Vanderbilt 16; Oklahoma 16; Maryland 8; Creighton 7; Arizona 6; UCLA 2; UC Irvine 2; Baylor 2;

BIG TEN STANDINGS (JAN. 21)

| Team | B1G | Pct. | Overall | Pct. |
|----------------|-----|-------|---------|------|
| Michigan State | 7-0 | 1.000 | 16-2 | .889 |
| Purdue | 7-1 | .875 | 15-4 | .789 |
| Michigan | 6-1 | .857 | 14-4 | .778 |
| Wisconsin | 5-2 | .714 | 15-3 | .833 |
| Indiana | 5-3 | .625 | 14-5 | .737 |
| Illinois | 5-3 | .625 | 13-5 | .722 |
| Oregon | 4-3 | .571 | 15-3 | .833 |
| Maryland | 4-4 | .500 | 14-5 | .737 |
| Iowa | 3-4 | .429 | 12-6 | .667 |
| UCLA | 3-4 | .429 | 12-6 | .667 |
| USC | 3-4 | .429 | 11-7 | .611 |
| Rutgers | 3-5 | .375 | 10-9 | .526 |
| Penn State | 3-5 | .375 | 13-6 | .684 |
| Nebraska | 2-5 | .286 | 12-6 | .667 |
| Northwestern | 2-5 | .286 | 11-7 | .611 |
| Ohio State | 2-5 | .286 | 10-8 | .556 |
| Washington | 1-6 | .143 | 10-8 | .556 |
| Minnesota | 1-6 | .143 | 9-9 | .500 |

Big Ten Schedule

All times listed are central

| Date | Contest | Time |
|---------|-----------------------------------|--------------|
| Jan. 16 | Minnesota 84, Michigan 81 (OT) | |
| Jan. 16 | Rutgers 85, Nebraska 82 | |
| Jan. 16 | Northwestern 76, Maryland 74 (OT) | |
| Jan. 17 | Indiana 77, Ohio State 76 (OT) | |
| Jan. 17 | UCLA 94, Iowa 70 | |
| Jan. 18 | Wisconsin 84, at USC 69 | |
| Jan. 18 | Purdue 65, Oregon 58 | |
| Jan. 19 | Michigan State 80, Illinois 78 | |
| Jan. 19 | Maryland 69, Nebraska 66 | |
| Jan. 19 | Michigan 80, Northwestern 76 (OT) | |
| Jan. 20 | Penn State 80, Rutgers 72 | |
| Jan. 21 | Ohio State at Purdue | 6:30 PM CST |
| Jan. 21 | Minnesota at Iowa | 8:00 PM CST |
| Jan. 21 | Wisconsin at UCLA | 8:30 PM CST |
| Jan. 21 | Washington at Oregon | 10:00 PM CST |
| Jan. 22 | Indiana at Northwestern | 6:00 PM CST |
| Jan. 22 | USC at Nebraska | 8:00 PM CST |
| Jan. 23 | Maryland at Illinois | 8:00 PM CST |
| Jan. 24 | Michigan at Purdue | 7:00 PM CST |
| Jan. 24 | Penn State at Iowa | 8:00 PM CST |
| Jan. 24 | UCLA at Washington | 10:00 PM CST |
| Jan. 25 | Michigan State vs. Rutgers | 12:30 PM CST |
| Jan. 25 | Oregon at Minnesota | 3:00 PM CST |
| Jan. 26 | Maryland at Indiana | 11:00 AM CST |
| Jan. 26 | Nebraska at Wisconsin | 12:00 PM CST |
| Jan. 26 | Northwestern at Illinois | 2:00 PM CST |
| Jan. 27 | Penn State at Michigan | 5:30 PM CST |
| Jan. 27 | Iowa at Ohio State | 7:00 PM CST |
| Jan. 27 | UCLA at USC | 9:00 PM CST |
| Jan. 28 | Minnesota at Michigan State | 7:00 PM CST |
| Jan. 29 | Wisconsin at Maryland | 6:00 PM CST |
| Jan. 29 | Rutgers at Northwestern | 8:00 PM CST |
| Jan. 30 | Ohio State at Penn State | 5:30 PM CST |
| Jan. 30 | Illinois at Nebraska | 7:30 PM CST |
| Jan. 30 | Oregon at UCLA | 9:30 PM CST |
| Jan. 31 | Indiana at Purdue | 7:00 PM CST |

BY THE NUMBERS

| Nebraska Cornhuskers | | | USC Trojans | | |
|---|----------|----------|---|----------|----------|
| 2024-25 Team Statistics (Record: 12-6, 2-5 Big Ten) | | | 2024-25 Team Statistics (Record: 11-7, 3-4 Big Ten) | | |
| Category | Nebraska | OPP | Category | USC | OPP |
| SCORING | 1379 | 1259 | Scoring | 1386 | 1301 |
| Points per game | 76.6 | 69.9 | Points per game | 77.0 | 72.3 |
| Scoring margin | +6.7 | - | Scoring margin | +4.7 | - |
| FIELD GOALS-ATT | 476-1028 | 441-1070 | Field goals-att | 492-1016 | 452-1022 |
| Field goal pct | .463 | .412 | Field goal pct | .484 | .442 |
| 3 POINT FG-ATT | 133-392 | 177-529 | 3 point fg-att | 115-327 | 129-403 |
| 3-point FG pct | .339 | .335 | 3-point FG pct | .352 | .320 |
| 3-pt FG made per game | 7.4 | 9.8 | 3-pt FG made per game | 6.4 | 7.2 |
| FREE THROWS-ATT | 294-393 | 200-289 | Free throws-att | 287-388 | 268-352 |
| Free throw pct | .748 | .692 | Free throw pct | .740 | .761 |
| F-Throws made per game | 16.3 | 11.1 | F-Throws made per game | 15.9 | 14.9 |
| REBOUNDS | 657 | 614 | Rebounds | 581 | 572 |
| Rebounds per game | 36.5 | 34.1 | Rebounds per game | 32.3 | 31.8 |
| Rebounding margin | +2.4 | - | Rebounding margin | +0.5 | - |
| ASSISTS | 251 | 245 | Assists | 291 | 266 |
| Assists per game | 13.9 | 13.6 | Assists per game | 16.2 | 14.8 |
| TURNOVERS | 221 | 243 | Turnovers | 213 | 237 |
| Turnovers per game | 12.3 | 13.5 | Turnovers per game | 11.8 | 13.2 |
| Turnover margin | +1.2 | - | Turnover margin | +1.3 | - |
| Assist/turnover ratio | 1.1 | 1.0 | Assist/turnover ratio | 1.4 | 1.1 |
| STEALS | 146 | 108 | Steals | 117 | 114 |
| Steals per game | 8.1 | 6.0 | Steals per game | 6.5 | 6.3 |
| BLOCKS | 50 | 60 | Blocks | 53 | 58 |
| Blocks per game | 2.8 | 3.3 | Blocks per game | 2.9 | 3.2 |

SCOUTING USC

USC comes to Lincoln with an 11-7 record following an 84-69 loss to No. 24 Wisconsin on Jan. 18. Under first-year coach Eric Musselman, the Trojans went 5-4 in their first nine games with a retooled roster before putting together a four-game win streak highlighted by a win over Washington. USC's most impressive performance of the season was an 82-72 win at No. 13 Illinois on Jan. 11. USC also posted a 10-point win over Iowa before its two-game win streak was snapped with the loss to the Badgers.

Musselman spent the previous five seasons at Arkansas, guiding the Razorbacks to three NCAA Tournament appearances, including an Elite Eight appearance in 2021. He also led Nevada to three straight NCAA Tournament appearances in his four-year tenure. Musselman also coached in the NBA for three seasons (2002-04, Golden State; 2006-07, Sacramento).

USC features a balanced attack with four players averaging double figures. Desmond Claude paces the Trojans at 16.0 ppg while dishing out 4.1 assists per game. He had a season-high 31 points in the win over Illinois. Chibuzo Agbo is at 12.4 ppg while pacing USC with 41 3-pointers at a 38 percent clip. Saint Thomas is at 11.0 ppg while topping USC in assists (4.1 apg), rebounds (6.1 rpg) and steals (1.4 apg). As a team, USC shoots over 48 percent from the field and commits just 11.8 turnovers per game.

Series History: Wednesday's meeting is the 11th all-time meeting between the two teams, which dates back to the 1962-63 season. USC won five of the first six matchups while Nebraska has rebounded to win the last four meetings. The two schools played for four straight seasons from 2009-10 to 2012-13, including the most recent meeting, a 63-51 Husker win at the Devaney Center on Dec. 3, 2012.

USC Probable Starters

| No. | Name | Yr. | Pos. | Ht. | G/GS | PPG | RPG | Other |
|-----|------------------|------|------|------|-------|------|-----|---------|
| 0 | Saint Thomas | Sr. | F | 6-7 | 18/18 | 11.0 | 6.1 | 4.1 apg |
| 6 | Wesley Yates III | RFr. | G | 6-4 | 18/9 | 10.7 | 2.4 | 1.2 spg |
| 1 | Desmond Claude | Jr. | G | 6-6 | 18/17 | 16.0 | 3.8 | 4.1 apg |
| 7 | Chibuzo Agbo | Gr. | G | 6-7 | 18/15 | 12.4 | 4.7 | 1.6 apg |
| 33 | Josh Cohen | Gr. | F | 6-10 | 18/18 | 7.8 | 2.4 | 1.5 apg |

SERIES AT A GLANCE

- All-time: Tied 5-5
- In Lincoln: Nebraska leads, 3-2
At Pinnacle Bank Arena: 0-0
- In Los Angeles: USC leads, 3-2
At Galen Center: Nebraska leads, 2-0
- In Big Ten Conference games: 0-0
- In Big Ten Tournament games: 0-0

Husker-USC Superlatives

- Most consecutive wins (year ended): Nebraska 4 (2009-current); USC 4 (1962-1963)
- Most points scored: Nebraska, 93, at Lincoln, Neb., Nov. 25, 1991; USC, 84, at Lincoln, Neb., Nov. 25, 1991
- Highest combined score: 177, Nebraska 93, USC 84, at Lincoln, Neb., Nov. 25, 1991
- Biggest winning margin: Nebraska, 12; at Lincoln, Neb., Dec. 3, 2013; USC, 15, at Los Angeles, Calif., Dec. 21, 1963

SERIES HISTORY

| Date | Site | Rk. | Result | Neb. | USC |
|----------|------|------|---------|------|-----|
| 12-21-62 | H | -/- | L | 49 | 58 |
| 12-22-62 | H | -/- | L | 53 | 55 |
| 12-20-63 | A | -/- | L | 73 | 79 |
| 12-21-63 | A | -/- | L | 64 | 79 |
| 11-25-91 | H | -/- | W | 93 | 84 |
| 12-23-92 | A | 17/- | L | 64 | 74 |
| 11-29-09 | A | -/- | W | 51 | 48 |
| 11-27-10 | H | -/- | W | 60 | 58 |
| 11-14-11 | A | -/- | W (2OT) | 64 | 61 |
| 12-3-12 | H | -/- | W | 63 | 51 |

83.3

Sam Hoiberg is shooting 83.3 percent from the field in the month of January after hitting all three of his shots against Maryland. The junior guard is averaging 5.6 points per game with a 2-to-1 assist-to-turnover ratio in that stretch.

WORTH NOTING

- A pair of Huskers eclipsed the 1,000-point mark for their career in Sunday's loss to Maryland. Andrew Morgan went over the mark in the first half on his way to a season-high 17-point effort, while Juwan Gary reached the milestone late in the second half. NU's roster now has five career 1,000-point scorers (Brice Williams, Rienk Mast, Rollie Worster, Andrew Morgan and Juwan Gary).
- Wednesday's game features two of the eight active Division I coaches who were also head coaches in the NBA in USC's Eric Musselman and Nebraska's Fred Hoiberg. This is NU's third matchup against a former NBA Head Coach this season, posting wins over Bethune-Cookman (Reggie Theus) and Indiana (Mike Woodson).

| Coach, School | NBA Head Coach, Years |
|--------------------------------------|--|
| John Calipari, Arkansas | New Jersey, 1996-99 |
| Leonard Hamilton, Florida State | Washington, 2000-01 |
| Fred Hoiberg, Nebraska | Chicago, 2015-18 |
| Eric Musselman, USC | Golden State, 2002-04; Sacramento, 2006-07 |
| Rick Pitino, St. John's | New York, 1987-89; Boston, 1997-2001 |
| Reggie Theus, Bethune-Cookman | Sacramento, 2007-09 |
| Darrell Walker, Arkansas Little Rock | Toronto, 1996-98; Washington, 1999-2000 |
| Mike Woodson, Indiana | Atlanta 2004-2010; New York, 2011-14 |

- USC assistant coach Quincy Pondexter was the coach for Nebraska center Braxton Meah on the Las Vegas Prospects on the EYBL circuit. In addition, Pondexter's sister, Myisha, had custody of Meah when he was 17 years old when Meah's parents moved to Japan for work.
- Ahron Ulis dished out a career-high 10 assists on Sunday at Maryland. It more than tripled his previous season high of three and marked the first time a Husker had 10 assists in a game since Alonzo Verge Jr. in 2022. It also marked the first 10-assist game by a Husker reserve since Tom Wald had 11 in a win over Appalachian State on Dec. 31, 1994. According to Stathead.com, Ulis became the first Big Ten player to come off the bench and have 10 assists in a Big Ten game since A.J. Huggard had 10 assists against Purdue in the 2022 Big Ten Tournament.
- Nebraska looks to start a new home win streak on Wednesday when the Huskers host USC. Nebraska saw its school-record 20-game home win streak snapped against Rutgers on Jan. 16. The 20 straight home wins tied the mark set on two previous occasions, most recently from 2017 to 2019. Over the past three years, Nebraska is 37-6 (.860) inside Pinnacle Bank Arena.
- Nebraska is No. 49 in the NET on Jan. 20 and enters this week as one of 11 Big Ten teams in the top 50 of the NET. Seven Big Ten teams are in the top 25 of the NET while 17 of the 18 conference teams are in the top 100 of the NET as of Jan. 20.
- Connor Essegian has been one of the Big Ten's best sixth men, as the junior guard enters Wednesday's game with USC averaging 11.3 points per contest. He is one of only three Big Ten reserves currently averaging double figures while making five or fewer starts.
- With Brice Williams and Juwan Gary both going over 20 points against Rutgers, it marked the 15th time in Fred Hoiberg's tenure that Nebraska had multiple players score 20+ points in a game.
- Nebraska made significant improvement after struggling in the first three games of its losing streak. NU held Maryland to 69 points, matching its lowest offensive total of the season on just 1.02 PPP (points per possession). That was NU's lowest opponent PPP since the win over UCLA on Jan. 4. NU is now 32nd nationally in defensive efficiency heading into the weekend. Nebraska has won its last 27 games dating back to the 2022-23 season when holding an opponent under 1.0 PPP.
- Over the last 22 games dating back to last season, Brice Williams is averaging 18.9 points per game on .485 shooting and has 11 20-point efforts in that span. He has been in double figures in 20 of 22 games in that stretch. He averaged just 12.5 ppg over his first 30 games at Nebraska in 2023-24.
- The Jan. 12 loss to Purdue snapped a two-game win streak against ranked teams. NU is now 7-8 in its last 15 games against ranked teams dating back to March 1, 2022. The Huskers will get their next opportunity against a ranked team as Wisconsin is ranked No. 18 in the AP poll released Monday.

Consecutive Home Wins

| No. | Wins | Dates (First-Last Win) |
|-----------|-----------|-----------------------------------|
| 11 | 20 | Dec. 10, 2023-Jan. 4, 2025 |
| | 20 | Dec. 7, 1965-Feb. 25, 1967 |
| | 20 | Dec. 20, 2017-Jan. 10, 2019 |

BIG Bench Scoring Leaders (5 or less starts)

| No. | Player | PPG |
|-----------|------------------------------|-------------|
| 1. | Nick Kern Jr. (PSU) | 12.4 |
| 2. | Connor Essegian (NEB) | 11.3 |
| 3. | Will Riley (ILL) | 11.0 |
| | Sebastian Mack (UCLA) | 9.9 |
| 4. | Keeshawn Barthelemy (ORE) | 9.7 |
| 6 | Jase Richardson (MSU) | 9.2 |

as of Jan. 20

KenPom Adjusted Defense (as of Jan. 20)

| Year | Adj D. | NCAA Rk. |
|---------|--------|----------|
| 2021-22 | 102.9 | 178th |
| 2022-23 | 98.8 | 69th |
| 2023-24 | 98.7 | 43rd |
| 2024-25 | 97.0 | 32nd |

Tracking Williams

| Player | MPG | PPG | FG Pct | 3 Pt Pct. | FT Pct. |
|-----------------|------|------|--------|-----------|---------|
| First 30 at NEB | 29.5 | 12.5 | .435 | .385 | .844 |
| Last 22 at NEB | 31.4 | 18.9 | .485 | .389 | .900 |

26.4

Nebraska has gotten great production from its bench, averaging 26.4 points per game over the first 18 games. Nebraska has gotten 19 double-figure efforts from its bench this season (Morgan-10, Essegian-8, Ulis-1). The Huskers led the Big Ten in bench production last season, averaging 21.4 points per game.

RECORD AT PINNACLE BANK ARENA

| Season | Wins | Losses | Pct. |
|---------------|------------|-----------|-------------|
| 2013-14 | 15 | 1 | .938 |
| 2014-15 | 10 | 6 | .625 |
| 2015-16 | 10 | 8 | .556 |
| 2016-17 | 8 | 8 | .500 |
| 2017-18 | 16 | 1 | .941 |
| 2018-19 | 13 | 5 | .722 |
| 2019-20 | 5 | 11 | .313 |
| 2020-21 | 6 | 9 | .400 |
| 2021-22 | 7 | 11 | .368 |
| 2022-23 | 11 | 4 | .733 |
| 2023-24 | 18 | 1 | .947 |
| 2024-25 | 8 | 1 | .889 |
| Totals | 127 | 66 | .655 |

2024-25 MISC. STATS

TEAM LEADERS

Double-Figure Scoring Games: Williams (16); Gary (11); Essegian (9); Morgan (10); Worster (7); Büyüktuncel (4); Meah (1); Ulis (1)

10+ Rebounding Games: Morgan (1); Gary (1)

10+ Assist Games: Ulis (1)

Double-Doubles: Morgan (1); Gary (1)

Triple-Doubles: N/A

20-Point Games: Williams (7); Essegian (3); Gary (1)

30-Point Games: Williams (2)

Games Leading NU in Scoring: Williams (8); Essegian (5); Gary (3); Morgan (2)

Games Leading NU in Rebounding: Büyüktuncel (6); Morgan (4); Williams (3); Worster (2); Gary (3); Essegian (1)

Games Leading NU in Assists: Worster (6); Williams (6); Gary (3); Ulis (3); Hoiberg (2); Morgan (1); Essegian (1)

Games Leading NU in Blocks: Büyüktuncel (5); Gary (6); Morgan (3); Meah (2); Worster (2); Griffiths (2); Hoiberg (1); Jacobsen (1); Williams (2); None (2)

Games Leading NU in Steals: Büyüktuncel (6); Williams (7); Gary (5); Hoiberg (5); Worster (4); Morgan (1); Ulis (1); Meah (1); Jacobsen (1); Essegian (1)

HUSKER DOUBLE-DOUBLES IN 2024-25

| Player | Opponent | Totals |
|--------|--------------|---------------|
| Morgan | Murray State | 12 pts/12 reb |
| Gary | at Iowa | 13 pts/13 reb |

HUSKER DOUBLE-DOUBLES CHART

| Player | 2024-25 | at Neb | Career* |
|---------------|----------|-----------|-----------|
| Mast | 0 | 6 | 26 |
| Gary | 1 | 7 | 9 |
| Williams | 0 | 1 | 5 |
| Meah | 0 | 0 | 6 |
| Worster | 0 | 0 | 4 |
| Morgan | 1 | 1 | 5 |
| Totals | 2 | 15 | 55 |

*Includes previous schools

DOUBLE-DIGIT RUNS IN 2024-25

| Run | Opponent | Time (Half) |
|------|---------------|------------------------|
| 16-0 | Murray State | 14:45-8:43 (1st) |
| 15-0 | at Hawai'i | 7:03-0:40 (1st) |
| 15-0 | UCLA | 15:38-9:30 (1st) |
| 15-0 | North Florida | 18:15-14:03 (1st) |
| 14-0 | Iowa | 6:46-1:18 (1st) |
| 12-0 | UTRGV | 4:34-2:30 (2nd) |
| 11-0 | Saint Mary's | 1:19 (1st)-18:54 (2nd) |
| 11-0 | at Creighton | 7:40-2:37 (1st) |
| 11-0 | Southern | 10:12-4:48 (1st) |
| 10-0 | FDU | 11:49-8:53 (1st) |
| 10-0 | South Dakota | 6:43-5:14 (1st) |
| 10-0 | North Florida | 3:58-0:00 (2nd) |
| 10-0 | Indiana | 6:27-3:08 (2nd) |
| 10-0 | Southern | 2:45-0:00 (2nd) |

2024-25 MBB QUICK FACTS

| | |
|----------------------------------|---------------------------------|
| Location | Lincoln, Neb. |
| Founded | 1869 |
| Enrollment | 23,992 (fall 2024) |
| Nickname | Cornhuskers, Huskers |
| Colors | Scarlet & Cream |
| Affiliation | NCAA Division I |
| Conference | Big Ten Conference |
| Home Arena | Pinnacle Bank Arena |
| Capacity/Year Opened | 15,000/2013 |
| University of Nebraska President | Dr. Jeffrey P. Gold |
| Chancellor | Rodney Bennett |
| Director of Athletics | Troy Dannen |
| Athletic Dept. Phone | (402) 472-4224 |
| Assistant A.D./Ticketing | Holly Adam |
| Ticket Office Phone | (402) 472-3111 or 1-800-8BIGRED |
| Website | Huskers.com |

BASKETBALL HISTORY

| | |
|---|-----------|
| First year of basketball | 1896-97 |
| Regular-season conference titles (last) | 7 (1950) |
| Postseason conference titles (last) | 1 (1994) |
| All-time postseason appearances | 27 |
| All-time postseason record | 24-26 |
| NCAA Appearances (last) | 8 (2024) |
| NCAA Record | 0-8 |
| NIT Appearances (last) | 19 (2019) |
| NIT Record | 24-18 |

BASKETBALL STAFF

| | |
|---|---------------------------------|
| Head Coach | Fred Hoiberg (6th season) |
| Alma Mater (Year) | Iowa State (1995) |
| Assistant Coaches | Adam Howard (3rd season) |
| | Nate Loenser (4th season) |
| | Ernie Zeigler (3rd season) |
| Director of Men's Basketball Strength and Conditioning | |
| | Kurt Joseph |
| Director of Basketball Strategies & Business Operations | |
| | Luca Virgilio |
| Asst. Director of Operations | Sheryl Burbach |
| Director of Player Development | Emmanuel Tommy |
| Video Coordinator | Michael Bania |
| Recruiting Coordinator | Padyn Borders |
| Graduate Managers | Nihilo Ibarra, Justin Moore |
| | Josiah Allick and Satchel Stern |
| Athletic Trainer | Andrew McCabe |
| Equipment Manager | Pat Norris |

2024-25 TEAM INFORMATION

| | |
|--------------------------|------------------------------|
| 2023-24 Record | 23-11 (18-1 H, 3-8 A, 2-2 N) |
| Big Ten Record (Finish) | 12-8 (t-3rd) |
| Big Ten Championship | 1-1, def. Indiana, 93-66; |
| | lost to Illinois, 87-98 |
| Postseason | NCAA First Round |
| Starters Returning/Lost | 3/2 |
| Lettermen Returning/Lost | 7/7 |
| Scholarship Newcomers | 8 |

COMMUNICATIONS INFORMATION

| | |
|-----------------------------------|---------------------------------|
| Sr. Associate A.D./Communications | Keith Mann |
| Office Phone | (402) 472-2263 |
| Sr. Assoc. Director/MBB Contact | Shamus McKnight |
| Office/Cell Phone | (402) 472-7772 / (402) 540-0268 |
| E-Mail | smcknight@huskers.com |
| Press Row Phone | (402) 904-5925 |
| Communications Mailing Address | 800 Stadium Drive |
| | Lincoln, NE 68588-0123 |

MEDIA SITE

Additional media resources, including a digital media guide, and headshots are available at our media site.
<https://go.unl.edu/202425-mbbmedia>

Over the last two-plus seasons, Nebraska has been exceptional when holding opponents to 70 points or less. The Huskers are 41-5 (.891) when holding opponents to 70 points or less. Sunday's loss to Maryland snapped a streak of 36 straight wins when holding opponents to 70 points or less.

• With its 12-6 start in 2024-25, Nebraska is 41-20 over the last 61 games dating back to the start of February 2023. NU's .672 winning percentage ranks third among Big Ten programs in that stretch. NU would be fourth (behind Purdue, Oregon and Illinois) if you included the four new Big Ten schools (Oregon, UCLA, Washington and USC) during that same stretch. NU went just 33-80 from the start of the 2019-20 season until Feb. 1, 2023.

• Juwan Gary is playing some of the best basketball of his career over the last month. The senior is averaging 12.6 ppg over the last nine games. Gary had his second 20-point game of the season with 20 points and a team-high seven rebounds against Rutgers and led NU with seven rebounds in the loss at Maryland.

• NU has relied on its depth with six players averaging at least 7.2 points per game. Eight players have posted double-figure efforts, while three players (Brice Williams, Connor Essegian and Juwan Gary) have recorded 20-point games. Williams is the only Husker in the top 30 of the Big Ten in scoring as of Jan 20.

• Brice Williams is just the sixth Husker in the Big Ten era to have multiple 30-point games. He had 30 points in the win over Indiana on Dec. 13 and tied his career high with 32 points against Hawai'i on Dec. 23. He is one of five Big Ten players with multiple 30-point games this season.

• Nebraska comes into Wednesday's game with USC averaging 76.6 points per game. NU has scored 70+ points in 11 of 18 games, including seven games with at least 80 points. Last season, NU averaged 77.7 points per game for 34 games, its highest offensive total since the 1995-96 season.

• Nebraska has been prolific at getting to the foul line and taking advantage of the opportunities. Nebraska ranks among the Big Ten leaders in free throws made and attempted per game and free throw percentage. Against Maryland, NU got to the line 11 times - matching a season low - and went just 5-of-11 from the charity stripe.

• Nebraska is averaging 8.1 steals per game to rank fifth in the Big Ten as of Jan. 20. Four Huskers average at least one steal per game led by Sam Hoiberg, who is ninth in the conference with 1.5 spg. Of the 46 Big Ten players averaging at least one steal per game as of January 21, Hoiberg is one of two players who averages less than 20 minutes per game.

• The Huskers are 37-6 over the last two seasons when out-rebounding opponents. NU had won 27 straight games when out-rebounding opponents before the streak was snapped against Saint Mary's on Nov. 17. NU has been out-rebounded only twice in 18 games this season.

• NU went 10-1 in non-conference action, only the seventh time since WWII that NU finished its non-con slate with one loss (also 10-1, 2023-24; 10-1, 2018-19; 10-1, 2003-04; 12-1, 1991-92; 15-1, 1990-91; 11-1, 1977-78).

• Nebraska's 2024 Diamond Head Classic tied the program's first MTE event title since the 2000 San Juan Shootout. With the win, Nebraska Coach Fred Hoiberg became the first coach to win multiple Diamond Head Classic titles, as he coached Iowa State to the 2013 championship.

• Brice Williams earned MVP honors at the Diamond Head Classic, as he averaged 22.0 points per game on 56 percent shooting, 3.7 rebounds, 3.0 assists and 2.0 steals per game. Williams averaged 19.3 ppg on 57 percent shooting in seven December games following his 11-point, seven-rebound effort against Southern.

• Nebraska comes off one of its most successful seasons in program history. The Huskers went 23-11 in 2023-24 and tied for third in the Big Ten standings before reaching the NCAA Tournament for the first time since 2013-14. The Huskers' 23 wins were the most since setting a school-record with 26 wins in 1990-91, while NU's 12 conference wins also ranked second in school history.

• Nebraska has increased its win total in each of the past three years, marking the first time NU has done that since the mid-1960s (1963-64 to 1965-66). If Nebraska can improve its win total this year, it would mark the first time since a four-year stretch from 1945-46 to 1948-49 that the Huskers improved their win total in four consecutive seasons.

• Over the past two seasons (2022-23 and 2023-24), NU has won 21 conference games, the highest two-year total since the 1965-66 and 1966-67 teams won 22 conference tilts. The last two seasons under Fred Hoiberg mark just the fourth time in school history that Nebraska has won 20 or more conference games in a two-year span.

Best Records in B1G since Feb. 1, 2023

| No. | Team | Record | Pct. |
|-----|----------------|--------|------|
| 1. | Purdue | 57-14 | .803 |
| 2. | Illinois | 46-21 | .687 |
| 2. | Nebraska | 41-20 | .672 |
| 5. | Michigan State | 43-22 | .662 |
| | Wisconsin | 45-24 | .652 |

as of games of Jan. 20

NU's 30-Point Games (Big Ten era)

| No. | Player | 30+ Point Games |
|-----|------------------|-----------------|
| 1. | James Palmer Jr. | 4 |
| 2. | Terran Petteway | 3 |
| | Shavon Shields | 3 |
| | Keisei Tominaga | 3 |
| 5. | Brice Williams | 2 |
| | Andrew White II | 2 |

Living at the Line

| Category | No. | NCAA | B1G |
|-----------------------|------|------|-----|
| Free Throw Att/GM | 21.8 | 68th | 6th |
| Free Throw Made/GM | 16.3 | 54th | 5th |
| Free Throw Percentage | 74.8 | 80th | 7th |

Most Single-Season Wins

| No. | Wins | Year |
|-----|------|------------|
| 1. | 26 | 1990-91 |
| 2. | 23 | 2023-24 |
| 3. | 22 | Four times |

3,974

Career points scored between Brice and his father, Henry, who played at Charlotte from 1988 to 1992. Henry, who was Charlotte's all-time leading scorer, totaled 2,383 points in his career while Brice needs just nine points against USC to reach 1,600 for his career.

15

Nebraska and USC are two of the 15 teams in the country which have at least five 1,000-point scorers on their active roster as of Jan. 20. Only six programs have more active 1,000-point scorers than the Trojans and Huskers.

LAST TIME OUT

The Nebraska men's basketball team put together a late 9-0 run on the road at Maryland to tie the game in the final minute, but the Terrapins held off the Huskers for a 69-66 win on Jan. 19 at XFINITY Center.

Andrew Morgan had a season-high 17 points on 7-of-12 shooting to lead the Huskers (12-6, 2-5 Big Ten). Brice Williams chipped in 14 points. Berke Buyuktuncel and Sam Hoiberg each scored eight points. Morgan and Juwan Gary - who scored six points - both reached 1,000 career points during the game. Ahron Ulis posted a career-high 10 assists.

Maryland (14-5, 4-4 Big Ten) got 22 points from Ja'kobi Gillespie. Nebraska shot 46.6 percent from the floor and 37.5 percent (6-of-16) from 3-point range. Maryland shot 44.8 percent overall but hit 10-of-25 (40.0 percent) 3-pointers.

Trailing 66-57, Nebraska got buckets from Gary and Williams on back-to-back possessions to trim the deficit to 66-61 with 2:27 left. Hoiberg hit a 3-pointer from the corner to cut it to 66-64 before Williams knocked down a pair of free throws to tie the game at 66-all. On Maryland's next possession, Gillespie scored in the paint to put the Terps up 68-66, and the Huskers turned the ball over on the ensuing possession. Rice made one free throw for a 69-66 lead while NU was unable to tie the game and send it into overtime.

WILLIAMS BUILDS ALL-BIG TEN RESUME

Brice Williams has built upon a strong finish during the first half of the 2024-25 season. The 6-foot-7 senior enters the USC game averaging a career-best 18.6 points per game along with 2.6 assists, 3.7 rebounds and 1.2 steals per contest.

- He ranks in the top five of the Big Ten in scoring (fifth) and free throw percentage (third) while shooting 38 percent from 3-point range.
- He has reached double figures 16 times, including a pair of 30-point games and seven 25-point performances.
- Williams had his eighth 20-point performance of the year at Rutgers on Jan. 16 with 21 points.
- He had a 28-point effort at Iowa on Jan. 7, when he hit four 3-pointers, including a buzzer beater to send the game to overtime. It was his seventh game with at least 25 points this season.

- He was the MVP of the Diamond Head Classic, averaging 22.0 points per game on 56 percent shooting, along with 3.7 rebounds, 3.0 assists and 2.0 steals per game. He tied a career high with 32 points in the semifinal win over Hawai'i and had 25 points, seven boards and four assists against Oregon State.

- Williams has five career 30-point games including his time at Charlotte. This season, he tied his career high with 32 points at Hawai'i on Dec. 23 and had 30 points against Indiana on Dec. 13.

- His 18.6 ppg scoring average is the second-highest average by a Husker after 18 games in the Big Ten era (2011-12 to present). The last Husker to finish a season averaging at least 18 points per game was James Palmer Jr. (19.7 in 2018-19).

- He is shooting a career-best 91.7 percent from the foul line to rank fourth in the Big Ten in free throw percentage. He is bidding to become the third player in school history to shoot 90 percent from the foul line (Jack Moore, 1980-81 and 1981-82; Cary Cochran, 2001-02).

- Williams had 28 points against Saint Mary's on Nov. 17 and 27 points in the season opener against UTRGV on Nov. 4. His 27-point night vs. UTRGV was one of the highest opening-night totals by a Husker in the last 30 years.

Williams' emergence began during the Huskers' 2024 postseason run when he averaged 23.3 points per game during the Big Ten and NCAA Tournaments. He had more 20-point games in three postseason games (three) than in 31 regular-season games (two) during 2023-24. His 23.3 ppg after the end of the regular season is the highest by a returning Big Ten player entering 2024-25.

Notes from the Maryland Game

- Andrew Morgan went over 1,000 career points with his basket at the 10:44 mark of the first half. He has 1,012 points in his career.
- Morgan finished with a season-high 17 points on 7-12 shooting, topping his previous best of 14 at Michigan State.
- Morgan finished with 17 points, his 10th double-figure game off the bench this year.
- Ahron Ulis set a career high with 10 assists. He had eight against Western Michigan on Nov. 22, 2021 while at Iowa. He is the first Husker with double-figure assists since Alonzo Verge Jr. at Ohio State on March 1, 2022.
- Juwan Gary went over 1,000 career points with his tip-in with 3:08 left in the second half. Gary now has 1,000 career points.
- Nebraska held Maryland to 69 points, matching Maryland's lowest output of the season (at Washington on Jan. 2).
- Nebraska out-rebounded Maryland, 36-32, as the Terrapins were fourth in the Big Ten in rebounding margin entering the game at +5.5 rpg.

Tracking Williams

| Category | No. | B1G Rk |
|-----------------|------|--------|
| Scoring | 18.6 | 5th |
| FT Made/Gm | 5.5 | 3rd |
| FT Att/Gm | 6.0 | 7th |
| Free Throw Pct. | .917 | 3rd |
| 20-Point Games | 8 | t-5th |
| 30-Point Games | 2 | t-1st |

Highest Scoring Average Thru 18 Games (Big Ten Era)

| No. | PPG | Player (Year) |
|-----|------|----------------------------|
| 2. | 19.3 | James Palmer Jr. (2018-19) |
| 1. | 18.9 | Terran Petteway (2014-15) |
| 3. | 18.6 | Brice Williams (2024-25) |
| 4. | 18.3 | Tai Webster (2016-17) |
| 5. | 17.3 | Andrew White III (2015-16) |
| 6. | 17.2 | Terran Petteway (2013-14) |

Single-Season FT Pct. Leaders

| No. | Named (Year) | FT-FTA | Pct. |
|-----|--------------------------|---------|------|
| 1. | Jack Moore (1981-82) | 123-131 | .939 |
| 2. | Cary Cochran (2001-02) | 71-77 | .922 |
| - | Brice Williams (2024-25) | 99-108 | .917 |
| 3. | Jack Moore (1980-81) | 118-128 | .922 |
| 4. | Bo Spencer (2011-12) | 92-105 | .876 |

HUSKERS IN THE NBA

A trio of former Nebraska Cornhuskers were on opening night rosters for the 2024-25 season. Dalano Banton and Bryce McGowens are teammates on the Portland Trail Blazers, while Jack McVeigh is a rookie with the Houston Rockets. It is the fourth straight season that Nebraska has had multiple players on NBA rosters.

Banton comes off his best season as a professional, averaging 10.3 points 3.3 rebounds and 2.4 assists per game while splitting time with both the Boston Celtics and Portland Trailblazers. He flourished after his trade with Portland, averaging 16.7 points, 4.8 rebounds and 3.6 assists per game in 30 games. Banton begins his fourth NBA season after being a second-round pick in 2021. After sitting out the 2019-20 campaign, Banton played in all 27 games, including 22 starts, for the Huskers in 2020-21, averaging 9.6 points per game while leading the Huskers in both rebounding (5.9) and assists (3.9) per game. He was the first Husker since 1974 to lead NU in both rebounding and assists in the same season. Banton posted the second triple-double in school history with 13 points, 11 rebounds and 10 assists in just 21 minutes against Doane and totaled 14 games in double figures.

McGowens begins his third NBA season, as he is on a two-way contract with the Trail Blazers after signing with the organization over the summer. McGowens spent the first two years with the Charlotte Hornets, playing in 105 career games and averaging 5.2 points, 1.9 rebounds and 1.0 assists per game. McGowens was the No. 40 overall pick in 2022, the highest drafted Husker since 1998. At Nebraska, he was a third-team All-Big Ten performer as a freshman in 2021-22, averaging a team-high 16.8 points and 5.2 rebounds per game. An eight-time Big Ten Freshman of the Week, McGowens had 11 games with 20-or-more points, including a season-high 29 points against both Sam Houston and Rutgers.

McVeigh is with the Houston Rockets after signing a two-way contract prior to the 2024 Paris Olympics. He played in a pair of preseason games for the Rockets, averaging 7.5 ppg on 60 percent shooting and 3.0 rebounds per game. This is his rookie season after he played professionally in Australia and Germany, and he became the 16th Husker to play in the NBA when he made his debut on Nov. 6, 2024. McVeigh comes off a strong performance in the 2024 Olympics, averaging 9.5 points per game on 52 percent shooting, including 10-of-19 (.526) from 3-point range. McVeigh played three seasons at Nebraska before returning home to begin his professional career. His best year was in 2016-17, when he averaged 7.5 points and 2.5 rebounds per game in 30 games, including 11 starts. He was a member of the Huskers' 2017-18 team that won 23 games, including a school record 13 conference games.

In addition to the three former Husker players in the NBA, Tyrone Lue is in his fifth season as head coach of the Los Angeles Clippers. Lue, who played at Nebraska from 1996-98, has guided the Clippers to a 184-134 record and three postseason appearances in his four seasons. Last year, he coached Los Angeles to a Pacific Division title. Before taking the Clippers job, Lue led the Cleveland Cavaliers to a 128-83 record, three NBA Finals appearances and the franchise's first NBA title in 2016.

HUSKER COACHING STAFF

- Nate Loenser is in his fourth season on the Husker staff and coordinates much of Nebraska's defense. He joined the Husker program after spending five seasons with the Chicago Bulls organization. Loenser was an assistant coach for the Bulls under both Fred Hoiberg and Jim Boylan for three seasons. He also served as the Bulls' video coordinator and head coach of the Windy City Bulls. Loenser worked with Hoiberg at Iowa State for two seasons.
- Adam Howard is in his third year on the coaching staff and works with Head Coach Fred Hoiberg on the offensive end. He was selected to participate in the 2023 and 2024 TopConnect Basketball Symposiums, an event featuring some of the nation's top assistant coaches. Prior to joining the NU staff, he spent four years at South Alabama, helping the program to 75 wins in that span after the program had seven straight losing seasons. In 2021-22, South Alabama won 21 games, the school's highest total since 2008. Howard also coached at Troy, Tennessee, Southern Miss and Morehead State after playing collegiately at Western Kentucky.
- Ernie Zeigler is in his third year at Nebraska and works with special situations on game days, including. He joined the NU staff in August of 2022 after spending six years on Ben Howland's staff at Mississippi State. The Bulldogs had four postseason appearances between 2018-22. Zeigler spent six seasons as the head coach at Central Michigan (2007-12) and previously served stints at UCLA, Pittsburgh, Kansas State, Detroit, and Bowling Green. He helped UCLA to an NCAA runner-up appearance in 2006.

HOIBERG'S HUSKER TIES

- While Fred Hoiberg grew up in Ames and played his high school (Ames High School) and college basketball (Iowa State) there, he was born in Lincoln and has numerous ties to the city and to the University of Nebraska.
- Fred's father (Eric) and mother (Karen) both earned their undergraduate degrees from Nebraska in 1966. In fact, Eric earned his undergraduate degree, Master's degree, and Ph.D. in sociology from the university.
 - His maternal grandfather was former Husker basketball coach Jerry Bush. Known as the "Big Bear of the Coliseum," Bush guided NU from 1955 to 1963, and directed two of the greatest upsets ever – a 43-41 victory over No. 4 Kansas and Wilt Chamberlain, and a 55-48 victory over No. 1 Kansas State and Olympian Bob Boozer during the 1957-58 campaign.
 - His paternal grandfather (Otto) received his Master's Degree and Ph.D from Nebraska. He joined the faculty of the University of Nebraska in 1948, where he taught sociology and served as director of the community development program in the University of Nebraska Extension Division.
 - Fred's son (Sam) is in his fourth season on the Husker basketball team after walking on. Fred and Sam are one of 20 father-son duos in Division I this season.

GARY RETURNS AS HUSKERS' GLUE GUY

- One luxury Nebraska has is the return of senior forward Juwan Gary. The 6-foot-6 senior from Columbia, S.C, has shown the ability to stuff a stat sheet, but revels in doing the little things to help NU be successful.
- Gary comes into the USC game averaging 11.7 points, 4.6 rebounds and 1.3 steals per game. He is second on the team in scoring, rebounds, blocks and steals while guarding the opponent's top frontcourt scorer.
 - He enters the USC game reaching double figures in six of the last eight contests dating back to Dec. 23, including a pair of 20-point games.
 - Gary had his second 20-point game of the season with 20 points, seven rebounds and two steals vs. Rutgers.
 - He posted his first double-double of the season at Iowa with 13 points and a season-high 13 rebounds.
 - Gary helped Nebraska to the Diamond Head Classic title, averaging 14.7 points on 50 percent shooting while helping limit NU's three opponents to just a combined 37 percent shooting.
 - He had a season-high 21 points on 8-of-10 shooting in the semifinal win at Hawai'i.
 - Gary enjoyed a solid performance in the win over North Florida, finishing with 18 points, five rebounds and two blocked shots in just 23 minutes of action.
 - He keyed NU's win over No. 14 Creighton on Nov. 22 with 16 points, including a pair of 3-pointers, seven boards and a pair of steals in the 74-63 win.
 - He had a 19-point, five-assist effort against FDU on Nov. 14. His five assists were a career high while he also went 7-of-8 from the foul line.
- It continues a trend of Huskers making significant third-year jumps under Hoiberg, as Keisei Tominaga (2024) and Derrick Walker (2023) both earned All-Big Ten honors in their third year at Nebraska after transferring into the program. Last season, Gary averaged a career-best 11.6 points per game on nearly 50 percent from the floor. He tallied 16 double-figure games after posting 20 during his first four collegiate seasons.

ESSEGIAN ENJOYING CAREER YEAR

Connor Essegian has proved to be an impact transfer for the Huskers. The 6-foot-4 guard is averaging 11.6 points per game on 42 percent shooting while pacing the Huskers with 46 3-pointers.

- He ranks second in the Big Ten in 3-pointers per game (2.6/gm) and seventh in 3-point percentage (.411) as of Jan. 17.
- He is one of the leading bench scorers in the Big Ten and anchors a reserve unit that gives NU an average of 26.4 ppg off the bench. He had a team-high 17 points in the loss at Purdue and 12 points against Rutgers.
- Essegian's numbers compare favorably to his freshman season at Wisconsin, when he was on the All-Big Ten Freshmen team and set a school freshman record with 69 3-pointers.
- He has three 20-point performances among his nine double-figure efforts this season.
- Essegian posted his most recent 20-point game against Southern on Dec. 30 with 20 points, including a career-high six 3-pointers and a season-high six rebounds.
- He shined off the bench in Nebraska's win over South Dakota on Nov. 27, establishing career highs in points (29), assists (five) and 3-pointers (six).
- His 29-point performance is the highest-scoring effort by a Husker reserve in the last 50+ seasons. Over the last 30 years, only two Husker reserves (Jamel White vs. Missouri, 1/28/06; Erick Strickland vs. Missouri, 1/30/93) had scored 28 points off the bench.
- According to CBB Reference, the only other Husker in the last 20+ seasons to have at least 29 points, along with five assists and five 3-pointers in a game was Teddy Allen against Penn State in 2021.
- Essegian followed up with a 22-point effort against North Florida on 8-of-10 shooting, as he matched his career high with six 3-pointers.
- With six 3-pointers against both South Dakota and North Florida, Essegian joined Cary Cochran as the only Huskers in program history with consecutive games with at least six 3-pointers.
- He was instrumental in NU's win at No. 14 Creighton on Nov. 22 with 15 points in 21 minutes off the bench and had 13 points in the win over Indiana on Dec. 13.

| Comparing Essegian | | | | | |
|--------------------|------|------|--------|----------|--------|
| Player | MPG | PPG | FG Pct | 3 Pt Pct | FT Pct |
| 2022-23 (Wis.) | 27.4 | 11.7 | .404 | .359 | .884 |
| 2024-25 (Neb.) | 22.6 | 11.3 | .421 | .411 | .811 |

WORSTER, ULIS ARE AT THE POINT

- One of the biggest changes for the Huskers is in the backcourt with the additions of Rollie Worster and Ahron Ulis to the Husker lineup. Worster, who played at both Utah State and Utah, has started all 18 games, averaging 8.3 points, 4.1 rebounds and a team-high 2.7 assists per game.
- Over the last seven games heading into Wednesday's game with USC, Worster has a 4.0-to-1 assist-to-turnover ratio, compared to 1.3-to-1 over NU's first 11 games.
 - He has been in double figures seven times this season, including three of the past five games. Worster had 10 points, seven rebounds and five assists on against Rutgers on Jan. 16.
 - Worster nearly had a double-double in his Husker debut with season highs of 18 points and nine rebounds against UTRGV.
- Ulis, who played three seasons at Iowa and started for the Hawkeyes' 2022-23 NCAA Tournament team, has provided a spark off the bench, averaging 3.1 points and 2.1 assists per game while posting a 3.2-to-1 assist-to-turnover ratio. He comes off his best game of the year at Maryland when he dished out a season-high 10 assists and had four rebound and two steals. Ulis scored a season-high 10 points, along with three assists and two steals against North Florida and had six points in the loss to No. 20 Purdue, his highest scoring performance since missing four games with a sprained ankle in December.

MEAH AND MORGAN TEAM TALL TALES

Braxton Meah and Andrew Morgan combine to give the Huskers a pair of frontcourt performers with different skill sets.

Meah has started 17 of 18 games, as the Washington transfer averages 3.4 points on 77 percent shooting and 3.5 rebounds per game. He had six points and matched his season high with six rebounds in Thursday's loss to Rutgers. Meah scored a season-high 12 points and added five rebounds in the win over South Dakota on Nov. 27. He has grabbed five or more rebounds seven times, including a season-high six rebounds in the win over No. 14 Creighton on Nov. 22. In that game, he helped limit Ryan Kalkbrenner without a field goal after he entered the game averaging nearly 26 points per game on 89 percent shooting. Last year, Meah led the Huskies in field goal percentage (.770) and blocked shots (27) last season.

Morgan, a transfer from North Dakota State, comes off the bench and averages 8.4 points on 55 percent shooting and 4.6 rebounds per game. He is second on the team in rebounding and has a team-high 10 double-figure efforts off the bench. He had a season-high 17 points and five rebounds at Maryland on Jan. 19, going over 1,000 career points. Morgan posted his first double-double of the season against Murray State with 12 points and a season-high 12 boards. He keyed NU's win over No. 15 UCLA with 12 points and led NU in scoring at Michigan State with 14 points. Morgan was a two-year starter at North Dakota State who earned All-Summit League honors in 2024.

Tallest Huskers (since 1951)

| No. | Player | Ht. | Years |
|-----|---------------------|------------|-------------|
| 1. | Rich King | 7-2 | 1988-91 |
| 2. | Braxton Meah | 7-1 | 2025 |
| | Sergej Vucetic | 7-1 | 2013-14 |
| 3. | Kelly Lively | 7-0 | 1989-91 |
| | Dave MacFarlane | 7-0 | 1980 |
| | Oleg Kojenets | 7-0 | 2022-23 |

A QUICK LOOK AT THE 2024-25 HUSKERS

Nebraska enters the 2024-25 season with a solid group of returners and a deep group of transfers. NU returned six players - not including Rienk Mast, who will miss all of 2024-25 following knee surgery - who saw action a season ago, including returning starters Brice Williams and Juwan Gary. In addition, junior guard Sam Hoiberg was one of three Huskers who played in all 34 games in 2023-24. Nebraska added seven Division I transfers, all of whom are in NU's rotation so far.

- Of the nine players who have been in the rotation through the first 18 games, six are in their first season of action for Nebraska. Newcomers account for more than half of NU's minutes (59%), scoring (55%), rebounds (67%) and assists (60%). Seven of NU's top 10 scorers are in their first year of competition at Nebraska.

- Nebraska's active roster features three players who have started a combined 72 games at Nebraska entering the 2024-25 season: Juwan Gary (37); Brice Williams (34) and Sam Hoiberg (1), but that tells only part of the story. The 16 active players have combined to start 380 career games at the Division I level. That list includes Rollie Worster (101); Brice Williams (61); Andrew Morgan (59); Juwan Gary (55); Braxton Meah (47); Ahron Ulis (27); Connor Essegian (19); Berke Büyüktuncel (8) and Gavin Griffiths (3). In addition, Rienk Mast has 111 career starts, including 32 games last season at Nebraska, but will redshirt this season.

TWICE IS NICE FOR BRICE

Brice Williams has been honored twice this season, earning conference and national honors for his efforts. It marked the first time a Husker had earned the USBWA's weekly honor since it began in 2010-11.

- Williams was named one of five USBWA National Players of the Week and the Big Ten Player of the Week on Dec. 16 following his effort against Indiana. In that game, Williams had a then-high 30 points, six rebounds and five assists in NU's win over the Hoosiers. He was 10-of-15 from the field and 8-of-11 from the foul line and scored nine of his 30 points in the final 6:30 after Indiana closed to within 68-67.

- He shared the USBWA honor and was named Lute Olson National Player of the Week after helping NU win the Diamond Head Classic. Williams averaged 28.5 ppg on 61 percent shooting along with 4.5 rebounds, 3.5 assists and 2.0 steals per game in helping NU go 2-0 on the week. He matched his career high with 32 points in the semifinal win over Hawai'i and totaled 25 points, seven rebounds and four assists in the title game win over Oregon State.

HOME SWEET HOME

The Huskers have made Pinnacle Bank Arena a formidable home court in recent seasons under Fred Hoiberg. This season, NU is 8-1 at home with six wins coming by double figures.

- Nebraska saw its 20-game home winning streak snapped against Rutgers on Jan. 16.

- As of Jan. 17, Nebraska averages 14,789 fans per game, a total which is 13th nationally.

- In 2023-24, Nebraska went 18-1 at home, setting a school record for home wins in a season. The .947 mark in 2023-24 was NU's best home mark by winning percentage since 1965-66 when NU went 11-0 at home.

- NU was a perfect 10-0 at home in Big Ten play in 2023-24, marking the third time NU has posted an unblemished home conference mark since World War II (also 1965-66 and 2017-18).

- Husker fans filled up Pinnacle Bank Arena in 2023-24, averaging 14,597 fans per game to rank 15th nationally. Nebraska has ranked in the top 15 nationally in attendance in every season but one since Pinnacle Bank Arena opened in 2013-14. In all, seven of the top 25 schools in average attendance came from the Big Ten Conference.

Best Home Record by Percentage (Min. 10 games)

| No. | Pct | Record | Season |
|-----|-------------|-------------|----------------|
| 1. | 1.000 | 11-0 | 1965-66 |
| | 1.000 | 10-0 | 1920-21 |
| | 1.000 | 10-0 | 1912-13 |
| 4. | .947 | 18-1 | 2023-24 |
| 5. | .944 | 17-1 | 1982-83 |

GATE SCREENING ADDED FOR 2024-25 SEASON

Pinnacle Bank Arena will utilize new gate screening technology during the upcoming men's and women's basketball seasons. The walk-thru frictionless technology should provide a more efficient gate screening process and enhance safety for Husker fans. The arena has secured the same gate screening technology that Nebraska Athletics introduced at Memorial Stadium ahead of the 2024 football season. Nebraska Athletics is excited to partner with Pinnacle Bank Arena in the advancement of safety and security initiatives surrounding home basketball games this coming season.

The new gate scanners have no impact on Pinnacle Bank Arena's Clear Bag Policy which remains in place for all home venues the Huskers compete in. Fans are encouraged to visit pinnaclebankarena.com for detailed information on that policy.

MOBILE TICKETS, CASHLESS CONCESSIONS & DOORDASH ORDERS AT PBA

Beginning with the 2024-25 winter sports, tickets for all Husker athletic events will be mobile. All men's and women's basketball tickets will be mobile this season with the remaining sports to complete the transition to fully mobile by fall of 2025.

Pinnacle Bank Arena concessions are all cashless, and the arena accepts all credit and debit cards, Apple Pay, Google Wallet, Samsung Pay, and Downtown Lincoln Gift Cards. In addition, Pinnacle Bank Arena has partnered with DoorDash for mobile order pickup at concession stands. Download the DoorDash app and when you're at the venue, open the app to order food and drinks from the concession stands. We'll let you know when your order is ready so you can head to the pickup window and pick up your order.

HUSKER FAMILY TIES

Several members of the 2024-25 Huskers have family members who have played basketball at the college or professional levels. The list is led by Fred Hoiberg, who played in the NBA for a decade after a standout career at Iowa State.

Henry Williams scored a school-record 2,383 points at Charlotte and his number 34 jersey was retired by the school, while Larry Griffiths was a 1,000-point scorer at Hartford.

| Player | Relative | College (Sport) |
|-----------------|------------------|---------------------------------|
| Sam Hoiberg | Fred (Father) | Iowa State/NBA (MBB) |
| | Jack (Brother) | Michigan St./UT-Arlington (MBB) |
| Ahron Ulis | Tyler (Brother) | Kentucky/NBA (MBB) |
| Brice Williams | Henry (Father) | Charlotte (MBB) |
| Gavin Griffiths | Larry (Father) | Hartford (MBB) |
| | Karen (Mother) | Hartford (WBB) |
| Rollie Worster | Shannon (Sister) | Montana Western (WBB) |
| | Father (Scott) | Weber State (MBB) |

NEBRASKA HEAD COACH FRED HOIBERG

NEBRASKA (2019-PRESENT)

- Hired as Nebraska's 28th men's basketball coach on March 30, 2019, a position his grandfather (Jerry Bush) held for nine seasons from 1954 to 1963.
- Guided Nebraska to the 2024 Diamond Head Classic title, the Huskers' first MTE title since 2000
- Named Jim Phalen National Coach of the Year and shared Big Ten Coach-of-the-Year honors (coaches and media) in 2024.
- Coached Nebraska to a third-place finish in the Big Ten in 2023-24, the highest conference finish by NU since 1992-93.
- Guided Nebraska to its first NCAA Tournament appearance since 2014.
- Led Nebraska to its fourth win over a No. 1 team in school history and first time since 1982 (1/9/24 vs. No. 1 Purdue).
- Is the only coach in school history with two road wins against top-10 teams (2021-22 at No. 10 Wisconsin; 2022-23 at No. 7 Creighton).
- Guided Nebraska to three consecutive road wins over ranked opponents (No. 23 Ohio State and No. 10 Wisconsin in 2021-22 and No. 7 Creighton in 2022-23) for the first time in school history.
- Had NBA Draft Picks in both 2021 (Dalano Banton) and 2022 (Bryce McGowens) and has produced 12 players who have reached the NBA.

CHICAGO BULLS (2015-18)

- Coached the Chicago Bulls for three-plus seasons, posting a 115-155 record.
- Became just the fifth coach in franchise history to post a winning record in his debut season.
- Took the Bulls to the 2017 NBA Playoffs where they won the first two games against the top-seeded Boston Celtics, as the Bulls were the first No. 8 seed to take a 2-0 lead against a No. 1 seed since 1993.
- Was the fifth coach in NBA history to have each of his first two career playoff victories come on the road.

IOWA STATE (2010-15)

- Served as head coach at his alma mater for five seasons, posting a 115-56 record, which is the top winning percentage in school history (.673).
- Led the Cyclones to four straight NCAA Tournament appearances - a program record - while his 115 wins were the most in a five-year stretch in school history.
- Guided Iowa State to back-to-back Big 12 Tournament titles in 2014 and 2015.
- Produced four All-Americans, 12 All-Big 12 honorees and 10 players who played in the NBA.
- Named Big 12 Coach of the Year in 2012, as the Cyclones went from three conference wins to 12 in one season.
- Won 28 games and reached the NCAA Sweet 16 in 2014.
- Led the Big 12 in scoring offense in two of his last four seasons and topped the conference in 3-pointers four times in five years.

MINNESOTA TIMBERWOLVES (2005-10)

- Served as Vice President of Basketball Operations in 2009-10, overseeing the day-to-day operations of basketball programs including college and pro scouting, salary cap management and NBA Draft preparations.
- Was the Assistant General Manager for three seasons, helping the Timberwolves orchestrate a draft-day trade for five-time all-star Kevin Love in 2008.

AS AN NBA PLAYER (1995-2005)

- Spent 10 years in the NBA with the Indiana Pacers (four seasons), Chicago Bulls (four seasons) and Minnesota Timberwolves (two seasons) after being selected in the second round of the 1995 NBA Draft.
- Was a member of three NBA Playoff Teams, including a Timberwolves team that reached the 2004 Western Conference Finals.
- Shot 40 percent from 3-point range during his career and led the NBA in 3-point shooting in his final season (48.3, 2004-05).
- Ended his NBA career abruptly at the age of 33 after undergoing open-heart surgery to repair an aneurysm in his aortic root.

AS A PLAYER AT IOWA STATE (1991-95)

- Started all four seasons at Iowa State, averaging 15.8 points, 6.9 rebounds, 2.8 assists and 1.6 steals per game in his collegiate career.
- His No. 32 was retired by Iowa State in 1997 and he is a member of the Iowa State Hall of Fame.
- Garnered third-team All-America honors as a senior in 1994-95, averaging 19.9 points per game to help the Cyclones win a then-school-record 23 games and was named Big Eight Co-Male Athlete of the Year in 1995.
- Two-time Academic All-American who was inducted into the CSC Academic Hall of Fame in 2016.



FRED HOIBERG'S COLLEGIATE COACHING RECORD

| Year | School | Overall Record | Pct. | Conf. Record | Pct. | Conf. Finish | Postseason |
|---------------|--------------------|----------------|-------------|---------------|-------------|--------------|-------------------|
| 2010-11 | Iowa State | 16-16 | .500 | 3-13 | .188 | 12th | None |
| 2011-12 | Iowa State | 23-11 | .676 | 12-6 | .677 | T-3rd | NCAA Third Round |
| 2012-13 | Iowa State | 23-12 | .657 | 11-7 | .611 | T-4th | NCAA Third Round |
| 2013-14 | Iowa State | 28-8 | .778 | 11-7 | .611 | T-3rd | NCAA Sweet 16 |
| 2014-15 | Iowa State | 25-9 | .735 | 12-6 | .677 | T-2nd | NCAA Second Round |
| 2019-20 | Nebraska | 7-25 | .219 | 2-18 | .100 | 14th | None |
| 2020-21 | Nebraska | 7-20 | .259 | 3-16 | .158 | 14th | None |
| 2021-22 | Nebraska | 10-22 | .313 | 4-16 | .200 | T-13th | None |
| 2022-23 | Nebraska | 16-16 | .500 | 9-11 | .450 | T-11th | None |
| 2023-24 | Nebraska | 23-11 | .676 | 12-8 | .600 | T-3rd | NCAA First Round |
| 2024-25 | Nebraska | 12-6 | .667 | 2-5 | .286 | - | - |
| Totals | 11th Season | 190-156 | .549 | 81-113 | .418 | | |

2024-25 RADIO/TV ROSTER



0 | CONNOR
ESSEGIAN
Jr. | G | 6-4 | 190



1 | SAM
HOIBERG
Jr. | G | 6-0 | 185




2 | AHRON
ULIS
Sr. | G | 6-3 | 190



3 | BRICE
WILLIAMS
Sr. | G | 6-7 | 214



4 | JUWAN
GARY
Sr. | F | 6-6 | 226



5 | BRADEN
FRAGER
Fr. | F | 6-7 | 220



8 | JEFFREY
GRACE III
Jr. | G | 6-3 | 200



9 | BERKE
BÜYÜKTUNCEL
So. | F | 6-10 | 244




12 | GAVIN
GRIFFITHS
So. | G | 6-7 | 193




20 | JUSTIN
BOLIS
So. | F | 6-8 | 225




23 | ANDREW
MORGAN
Sr. | F | 6-10 | 242



24 | ROLLIE
WORSTER
Sr. | G | 6-5 | 210



25 | NICK
JANOWSKI
Fr. | G | 6-4 | 208



31 | CALE
JACOBSEN
So. | G | 6-4 | 195



34 | BRAXTON
MEAH
Sr. | C | 7-1 | 265



35 | HENRY
BURT
So. | F | 6-7 | 222



51 | RIENK
MAST
Sr. | F | 6-10 | 260



FRED HOIBERG
Head Coach



ADAM HOWARD
Assistant Coach



NATE LOENSER
Assistant Coach



ERNIE ZEIGLER
Assistant Coach



KURT JOSEPH
Director of Men's
Basketball Strength &
Conditioning



LUCA VIRGILIO
Director of Basketball
Strategies & Business
Operations



EMMANUEL
TOMMY
Director of Player
Development



MICHAEL BANIA
Video
Coordinator



PADYN BORDERS
Recruiting
Coordinator



SHERYL BURBACH
Assistant Director of
Basketball Operations



ANDREW MCCABE
Athletic Trainer



PAT NORRIS
Equipment Manager



JAKE BLATTNER
Performance
Nutrition Coordinator



MATT THOME
NAPL Director



NIHILO IBARRA
Graduate Manager



JUSTIN MOORE
Graduate Manager



JOSIAH ALLICK
Graduate Manager



2024-25 Roster Page

THE LAST TIME...

Nebraska Team

Ranked in the top 5 (AP Poll) Never Happened
 Ranked in the top 10 (AP Poll) March 1, 1966
 Ranked in the top 20 (AP Poll) Jan. 2, 1995
 Ranked in the top 25 (AP Poll) Dec. 31, 2018 (No. 24)
 Ranked in the top 25 (USA Today Coaches Poll) Dec. 31, 2018 (No. 23)

Played AP Poll No. 1 ranked team def. No. 1 Purdue (88-72), 1/9/2024
 Defeated AP Poll No. 1 ranked team def. No. 1 Purdue (88-72), 1/9/2024
 Played AP Poll No. 2 ranked team lost at No. 2 Michigan (47-62), 1/9/13
 Defeated AP Poll No. 2 ranked team vs. No. 2 Oklahoma State (85-69), 2/5/1992
 Played Team Ranked 1-5 by AP def. No. 1 Purdue (88-72), 1/9/2024
 Defeated Team Ranked 1-5 by AP def. No. 1 Purdue (88-72), 1/9/2024
 Played Team Ranked 6-10 by AP won vs. No. 6 Wisconsin (80-72, OT), 2/1/2023
 Defeated Team Ranked 6-10 by AP vs. No. 6 Wisconsin (80-72, OT), 2/1/2023
 Defeated Team Ranked 11-25 by AP No. 14 UCLA (66-58), 1/4/2025
 Defeated Team Ranked 1-10 by AP on Road at No. 7 Creighton (63-53), 12/4/2022
 Defeated Ranked Team by AP on Road at No. 14 Creighton (74-63), 11/22/2024

Scored 100 or more points 103; North Florida, 12/1/2024
 Scored 90 or more points 103; North Florida, 12/1/2024
 Scored 80 or more points 82; Rutgers, 1/16/2025
 Scored less than 50 points 48; Wisconsin, 2/10/2021
 Scored less than 40 points 38; at Oregon, 12/15/2012
 Shot 75% from the field 750; vs. Nebraska-Omaha (42-56), 1/25/1988 \$
 Shot 70% from the field 723; vs. UNC Wilmington (34-47), 12/5/1997
 Shot 60% from the field 612; Indiana (30-49), 12/13/2024

Made 50 or more free throws Never Happened
 Made 40 or more free throws 43; vs. Texas (43-59), 1/3/1996 - \$
 Made 30 or more free throws 37; vs. UTSA (37-50), 12/20/2017
 Made 25 or more free throws 25; UCLA (25-29), 1/4/2025
 Attempted 60 or more free throws 60; vs. Kansas State (36-60), 1/11/1954 - \$
 Attempted 50 or more free throws 50; vs. UTSA (37-50), 12/20/2017
 Attempted 40 or more free throws 50; vs. UTSA (37-50), 12/20/2017
 Attempted 30 or more free throws 30; at Creighton (22-30), 11/22/2024
 Shot 100% from the foul line (min 10 att.) 1.000; at Illinois (14-14), 2/4/2024
 Shot 95% from the foul line (min 10 att.) 1.000; at Illinois (14-14), 2/4/2024
 Shot 90% from the foul line (min 10 att.) 909; at Purdue (10-11), 1/12/2025
 Shot 90% from the foul line (min 20 att.) 917; vs. Texas A&M (NCAA) (22-24), 3/22/2024

Made 20 or more 3-pointers Never Happened
 Made 15 or more 3-pointers 15; Kennesaw State (15-29), 12/22/2021
 Made 10 or more 3-pointers 13; Southern (13-30), 12/30/2024
 Made 0 3-pointers 0; vs. Jacksonville State (0-5), 12/18/2012
 Held Opponent to 0 3-pointers 0; Southeastern Louisiana, 11/22/2015
 Attempted 40 or more 3-pointers 41; vs. Nevada (9-41), 11/26/2020 \$
 Attempted 30 or more 3-pointers 30; Southern (13-30), 12/30/2024
 Attempted 20 or more 3-pointers 22; Rutgers (9-22), 1/16/2025
 Shot 75% from 3-point range (min. 10 att.) 750; vs. UT-Pan American (9-12), 12/2/2009 - \$
 Shot 60% from 3-point range (min. 20 att.) 609; Purdue (14-23), 1/9/24
 Shot 60% from 3-point range (min. 10 att.) 609; Purdue (14-23), 1/9/24
 Shot 50% from 3-point range (min. 20 att.) 538; Ohio State (14-26), 1/23/2024
 Shot 50% from 3-point range (min. 10 att.) 571; Indiana (8-14), 12/13/2024

Had 60 or more rebounds 60; vs. Oral Roberts, 12/22/1999
 Had 50 or more rebounds 50; South Carolina State, 12/29/2023

Had 30 or more assists 35; Northeastern Illinois, 12/21/1994
 Had 25 or more assists 25; Doane, 12/17/2020
 Had 20 or more assists 22; Southern, 12/30/2024
 Had 15 or more assists 15; at Maryland, 1/19/2025

Had 20 or more steals 23; vs. Texas Tech, 3/4/1999 - \$
 Had 15 or more steals 15; Indiana, 1/3/2024
 Had 10 or more steals 11; at Iowa, 1/7/2025

Had 15 or more blocked shots 15; vs. Coppin State, Dec. 6, 1996 - \$
 Had 10 or more blocked shots 14; at Northwestern, 1/2/2018

Had 30 or more turnovers 31; at Creighton, 12/11/2005
 Had 20 or more turnovers 20; South Carolina State, 12/29/2023
 Had 5 or less turnovers 2; vs. Duquesne, 11/22/2023 - #

Nebraska Player...

Had 20 or more points: 21; Brice Williams and 20; Juwan Gary vs. Rutgers, 1/16/2025
 Had 25 or more points: 28; Brice Williams at Iowa, 1/7/2025
 Had 30 or more points: 32; Brice Williams at Hawai'i, 12/23/2024
 Had 40 or more points: 41; Teddy Allen vs. Penn State, 2/23/2021
 Had 20 or more points in a half: 21; Brice Williams (2nd) at Hawai'i, 12/23/2024

Had No Player in Double Figures: vs. Ohio State, 1/21/2012
 Had Five Players with 10 or more points vs. Rutgers, 1/16/2025
 Williams (21); Gary (20); Essegian (12); Morgan (11); Wooster (10)
 Had Six Players with 10 or more points North Dakota, 12/20/2023
 Wilcher (16); Lawrence (14); Tominaga (14); Williams (12); Gary (12); Allick (10)
 Two Huskers with 20 or more points, same game: vs. Rutgers, 1/16/25
 Brice Williams (21); Juwan Gary (20)
 Two Huskers with 25 or more points, same game: vs. Western Illinois, 11/9/21
 Alonzo Verge Jr. (26); Bryce McGowens (25)
 Three Huskers with 20 or more points, same game: Iowa, 3/10/2019
 James Palmer Jr. (30); Glynn Watson Jr. (23); Isaiah Roby (23)
 Two Huskers with 30 or more points, same game: vs. Oregon, 11/25/1995
 Tyrone Lue (30) & Jaron Boone (30) - only time in school history

Had 10 or more rebounds: 13; Juwan Gary at Iowa, 1/7/25
 Had 15 or more rebounds: 18; Juwan Gary at Kansas State, 12/17/2023
 Had 20 or more rebounds: 21; Kimani Ffriend vs. Oral Roberts, 12/22/1999
 Had 25 or more rebounds: 26; Bill Johnson vs. Iowa State, 1/4/1954 - \$
 Two Huskers with 10 or more rebounds, same game: at Kansas State, 12/17/2023
 (Juwan Gary-18; Rienk Mast-12)
 Three Huskers with 10 or more rebounds, same game: vs. Texas Tech, 1/19/2000
 (Steffon Bradford 16; Kimani Ffriend 12; Louis Truscott 11)

Had 5 or more 3-pointers: 5; Connor Essegian Southern (6-12), 12/30/2024
 Had 6 or more 3-pointers: 6; Connor Essegian Southern (6-12), 12/30/2024
 Had 7 or more 3-pointers: 7; Kobe Webster at Northwestern (7-12), 3/7/2021
 Had 8 or more 3-pointers: 8; Cary Cochran, vs. Baylor (8-13), 2/27/2002 - \$

Had 5 or more assists: 10; Ahron Ullis at Maryland, 1/19/2025
 Had 10 or more assists: 10; Ahron Ullis at Maryland, 1/19/2025
 Had 15 or more assists: 15; Charles Richardson vs. Rutgers, 12/2/2006
 Had 18 or more assists: 18; Brian Carr, at Evansville, 1/3/1985 - \$

Had 5 or more blocked shots: 5; Isaiah Roby vs. Northwestern, 2/16/2019
 Had 6 or more blocked shots: 6; Isaiah Roby vs. Eastern Illinois, 11/11/2017
 Had 7 or more blocked shots: 7; John Turek vs. Colorado, 3/2/2005
 Had 9 or more blocked shots: 9; Mikki Moore vs. Coppin State, 12/6/1996 - \$
 Had 10 or more blocked shots: Never Happened

Had 5 or more steals: 5; Juwan Gary vs. Bethune-Cookman, 11/19/2024
 Had 6 or more steals: 6; Glynn Watson Jr. vs. Long Beach State, 11/26/2017
 Had 7 or more steals: 7; Brandon Richardson at Ohio State, 1/3/2012
 Had 8 or more steals: 8; Cookie Belcher vs. Oklahoma St., 2/7/2001 - \$
 Had 10 or more steals: Never Happened

Had Triple-Double (Points/Rebounds/Assists): Dalano Banton vs. Doane, 12/17/2020, 13/11/10
 Had Double-Double (Points/Rebounds): Juwan Gary (13 pts/13 reb) at Iowa, 1/7/25
 Had Double-Double (Points/Assists): Alonzo Verge Jr. at NC State (25/11), 12/1/2021
 Had Double-Double (Points/Steals): Never Happened
 Had Double-Double (Points/Blocks): Never Happened
 Had Two Players with Double-Doubles: Josiah Allick (10 pts./12 reb.) and Juwan Gary (15 pts./11 reb.) vs. Rutgers, 3/3/2024

\$ - School Record - # - Tied School record
 As of 1/20/2025

| 2024-25 GAME BY GAME | | | | | | | | | | | | | | | |
|---------------------------------|--------|------|----------|------|--------|------|-------|------|----|----|----|---|----|------|--------|
| Team | FG-FGA | Pct. | 3FG-3FGA | Pct. | FT-FTA | Pct. | O-D | Reb. | PF | A | TO | B | S | Pts. | W/L |
| UTRGV at Nebraska | 24-62 | .387 | 13-41 | .317 | 6-9 | .667 | 9-23 | 32 | 27 | 11 | 20 | 0 | 4 | 67 | |
| | 28-57 | .491 | 6-19 | .316 | 25-35 | .714 | 11-31 | 42 | 15 | 11 | 13 | 2 | 9 | 87 | W |
| Bethune-Cookman at Nebraska | 22-62 | .355 | 9-26 | .346 | 5-7 | .714 | 12-27 | 39 | 23 | 11 | 22 | 5 | 5 | 58 | |
| | 19-55 | .345 | 4-22 | .182 | 21-26 | .808 | 13-28 | 41 | 14 | 11 | 18 | 4 | 11 | 63 | W |
| FDU at Nebraska | 23-57 | .404 | 7-23 | .304 | 7-11 | .636 | 7-24 | 31 | 21 | 12 | 17 | 3 | 6 | 60 | |
| | 28-65 | .431 | 7-28 | .250 | 23-28 | .821 | 14-29 | 43 | 15 | 20 | 8 | 6 | 10 | 86 | W |
| Saint Mary's vs. Nebraska | 21-61 | .426 | 11-23 | .478 | 14-25 | .560 | 17-14 | 31 | 21 | 14 | 9 | 3 | 12 | 77 | |
| | 22-49 | .449 | 5-17 | .294 | 25-29 | .862 | 13-21 | 34 | 19 | 8 | 15 | 6 | 6 | 74 | L |
| at No. 14 Creighton Nebraska | 17-52 | .327 | 12-42 | .286 | 17-23 | .739 | 8-29 | 37 | 19 | 12 | 17 | 3 | 4 | 63 | |
| | 24-57 | .421 | 4-16 | .250 | 22-30 | .733 | 7-30 | 37 | 22 | 18 | 7 | 1 | 10 | 74 | W |
| South Dakota at Nebraska | 26-60 | .433 | 8-28 | .286 | 19-27 | .704 | 9-24 | 33 | 16 | 12 | 12 | 3 | 6 | 79 | |
| | 33-68 | .485 | 13-33 | .394 | 17-21 | .810 | 14-29 | 43 | 16 | 24 | 12 | 2 | 10 | 96 | W |
| North Florida at Nebraska | 25-65 | .385 | 14-43 | .326 | 8-12 | .667 | 10-27 | 37 | 19 | 13 | 16 | 1 | 2 | 72 | |
| | 40-69 | .580 | 11-24 | .458 | 12-18 | .667 | 6-32 | 38 | 12 | 22 | 6 | 4 | 12 | 103 | W |
| at Michigan State Nebraska | 29-56 | .518 | 9-23 | .391 | 22-23 | .957 | 12-36 | 48 | 17 | 20 | 17 | 5 | 4 | 89 | |
| | 18-54 | .333 | 4-22 | .182 | 12-18 | .667 | 4-15 | 19 | 20 | 8 | 11 | 0 | 8 | 52 | L |
| Indiana at Nebraska | 23-65 | .354 | 8-35 | .229 | 14-20 | .600 | 15-20 | 35 | 20 | 10 | 9 | 3 | 7 | 68 | |
| | 30-49 | .612 | 8-14 | .571 | 17-26 | .654 | 6-29 | 35 | 16 | 16 | 14 | 1 | 5 | 85 | W |
| vs. Murray State Nebraska | 17-55 | .309 | 7-27 | .259 | 8-15 | .533 | 7-19 | 26 | 12 | 7 | 10 | 3 | 5 | 49 | |
| | 26-53 | .491 | 6-17 | .353 | 8-9 | .889 | 6-34 | 40 | 12 | 6 | 15 | 4 | 6 | 66 | W |
| at Hawai'i Nebraska | 20-47 | .426 | 5-20 | .250 | 10-15 | .667 | 9-18 | 27 | 15 | 5 | 16 | 1 | 4 | 55 | |
| | 26-55 | .473 | 7-17 | .412 | 10-11 | .909 | 9-19 | 28 | 13 | 10 | 12 | 4 | 8 | 69 | W |
| vs. Oregon State Nebraska | 21-53 | .396 | 9-24 | .375 | 15-16 | .938 | 8-18 | 26 | 18 | 9 | 12 | 1 | 5 | 66 | |
| | 25-47 | .532 | 8-20 | .400 | 20-24 | .833 | 7-24 | 31 | 15 | 13 | 12 | 0 | 5 | 78 | W |
| Southern at Nebraska | 13-67 | .254 | 3-24 | .125 | 6-16 | .375 | 17-22 | 39 | 17 | 10 | 8 | 4 | 9 | 43 | |
| | 26-53 | .491 | 13-30 | .433 | 12-18 | .667 | 8-40 | 48 | 17 | 22 | 14 | 5 | 3 | 77 | W |
| No. 15 UCLA at Nebraska | 22-57 | .386 | 4-28 | .143 | 10-13 | .769 | 6-28 | 34 | 24 | 13 | 15 | 2 | 5 | 58 | |
| | 17-52 | .327 | 7-25 | .280 | 25-29 | .862 | 9-30 | 39 | 16 | 11 | 13 | 1 | 10 | 66 | W |
| at Iowa Nebraska | 29-61 | .475 | 17-35 | .486 | 22-25 | .880 | 6-30 | 36 | 17 | 23 | 13 | 6 | 7 | 97 | |
| | 33-71 | .465 | 9-23 | .391 | 12-22 | .545 | 14-27 | 41 | 21 | 14 | 14 | 4 | 11 | 87 | L (OT) |
| at No. 20 Purdue Nebraska | 41-65 | .631 | 19-33 | .576 | 3-6 | .500 | 9-24 | 33 | 10 | 32 | 10 | 2 | 11 | 104 | |
| | 26-54 | .481 | 6-27 | .222 | 10-11 | .909 | 4-16 | 20 | 10 | 15 | 17 | 2 | 9 | 68 | L |
| Rutgers at Nebraska | 33-67 | .492 | 12-29 | .414 | 7-14 | .500 | 17-23 | 40 | 20 | 16 | 8 | 6 | 4 | 85 | |
| | 28-62 | .452 | 9-22 | .409 | 17-27 | .630 | 19-23 | 42 | 15 | 17 | 7 | 2 | 5 | 82 | L |
| at Maryland Nebraska | 26-58 | .448 | 10-25 | .400 | 7-12 | .583 | 8-24 | 32 | 13 | 15 | 12 | 8 | 8 | 69 | |
| | 27-58 | .466 | 6-16 | .375 | 6-11 | .545 | 9-27 | 36 | 14 | 15 | 13 | 2 | 8 | 66 | L |

GAME BY GAME STARTERS

| Opponent | Date | Result | Guard | Guard | Guard/Forward | Forward | Forward |
|---------------------|-------|---------------|---------|----------|---------------|-------------|-------------|
| UTRGV | 11/4 | W, 87-67 | Worster | Williams | Gary | Büyüktuncel | Meah |
| Bethune-Cookman | 11/9 | W, 63-58 | Worster | Williams | Gary | Büyüktuncel | Meah |
| FDU | 11/13 | W, 86-60 | Worster | Williams | Essegian | Gary | Büyüktuncel |
| vs. Saint Mary's | 11/17 | L, 74-77 | Worster | Williams | Gary | Büyüktuncel | Meah |
| at No. 14 Creighton | 11/22 | W, 74-63 | Worster | Williams | Gary | Büyüktuncel | Meah |
| South Dakota | 11/27 | W, 96-79 | Worster | Williams | Gary | Büyüktuncel | Meah |
| North Florida | 12/1 | W, 103-72 | Worster | Williams | Essegian | Gary | Meah |
| at Michigan State | 12/7 | L, 52-89 | Worster | Williams | Essegian | Gary | Meah |
| Indiana | 12/13 | W, 85-68 | Worster | Williams | Gary | Büyüktuncel | Meah |
| vs. Murray State | 12/22 | W, 66-49 | Worster | Williams | Gary | Büyüktuncel | Meah |
| at Hawai'i | 12/23 | W, 69-55 | Worster | Williams | Gary | Büyüktuncel | Meah |
| vs. Oregon State | 12/25 | W, 78-66 | Worster | Williams | Gary | Büyüktuncel | Meah |
| Southern | 12/30 | W, 77-43 | Worster | Williams | Gary | Büyüktuncel | Meah |
| No. 14 UCLA | 1/4 | W, 66-58 | Worster | Williams | Gary | Büyüktuncel | Meah |
| at Iowa | 1/7 | L, 87-97 (OT) | Worster | Williams | Gary | Büyüktuncel | Meah |
| at No. 20 Purdue | 1/12 | L, 68-104 | Worster | Williams | Gary | Büyüktuncel | Meah |
| Rutgers | 1/16 | L, 82-85 | Worster | Williams | Gary | Büyüktuncel | Meah |
| at Maryland | 1/19 | L, 66-69 | Worster | Williams | Gary | Büyüktuncel | Meah |

2024-25 SUPERLATIVES

NEBRASKA TEAM GAME HIGHS

| | | |
|-----------------------|--------------|---------------------------------|
| POINTS | 103 | NORTH FLORIDA (12/01/24) |
| | 96 | SOUTH DAKOTA (11/27/24) |
| | 87 | at Iowa (01/07/25) |
| | 87 | UTRGV (11/04/24) |
| FIELD GOALS MADE | 40 | NORTH FLORIDA (12/01/24) |
| | 33 | at Iowa (01/07/25) |
| | 33 | SOUTH DAKOTA (11/27/24) |
| | 71 | at Iowa (01/07/25) |
| FIELD GOAL ATTEMPTS | 69 | NORTH FLORIDA (12/01/24) |
| | .612 (30-49) | INDIANA (12/13/24) |
| | .580 (40-69) | NORTH FLORIDA (12/01/24) |
| | 13 | SOUTHERN U. (12/30/24) |
| 3 PT FIELD GOALS MADE | 13 | SOUTH DAKOTA (11/27/24) |
| | 33 | SOUTH DAKOTA (11/27/24) |
| | 30 | SOUTHERN U. (12/30/24) |
| | .571 (8-14) | INDIANA (12/13/24) |
| 3 PT FG PERCENTAGE | .458 (11-24) | NORTH FLORIDA (12/01/24) |
| | 25 | Three Times |
| | 35 | UTRGV (11/04/24) |
| | 30 | at Creighton (11/22/24) |
| FREE THROWS MADE | .909 (10-11) | at Purdue (01/12/25) |
| | .909 (10-11) | at Hawaii (12/23/24) |
| | 48 | SOUTHERN U. (12/30/24) |
| | 43 | SOUTH DAKOTA (11/27/24) |
| FREE THROW ATTEMPTS | 43 | FDU (11/13/24) |
| | 24 | SOUTH DAKOTA (11/27/24) |
| | 22 | SOUTHERN U. (12/30/24) |
| | 22 | NORTH FLORIDA (12/01/24) |
| FREE THROW PERCENTAGE | 12 | NORTH FLORIDA (12/01/24) |
| | 11 | at Iowa (01/07/25) |
| | 11 | BETHUNE-COOKMAN (11/09/24) |
| | 6 | vs Saint Mary's (CA) (11/17/24) |
| BLOCKED SHOTS | 6 | FDU (11/13/24) |
| | 18 | BETHUNE-COOKMAN (11/09/24) |
| | 17 | at Purdue (01/12/25) |
| | 22 | at Creighton (11/22/24) |
| FOULS | 21 | at Iowa (01/07/25) |

OPPONENT TEAM GAME HIGHS

| | | |
|-----------------------|--------------|---------------------------------|
| POINTS | 104 | at Purdue (01/12/25) |
| | 97 | at Iowa (01/07/25) |
| | 89 | at Michigan St. (12/07/24) |
| | 85 | RUTGERS (01/16/25) |
| FIELD GOALS MADE | 41 | at Purdue (01/12/25) |
| | 33 | RUTGERS (01/16/25) |
| | 67 | RUTGERS (01/16/25) |
| | 67 | SOUTHERN U. (12/30/24) |
| FIELD GOAL ATTEMPTS | .631 (41-65) | at Purdue (01/12/25) |
| | .518 (29-56) | at Michigan St. (12/07/24) |
| | 19 | at Purdue (01/12/25) |
| | 17 | at Iowa (01/07/25) |
| 3 PT FIELD GOALS MADE | 43 | NORTH FLORIDA (12/01/24) |
| | 42 | at Creighton (11/22/24) |
| | .576 (19-33) | at Purdue (01/12/25) |
| | .486 (17-35) | at Iowa (01/07/25) |
| 3 PT FG PERCENTAGE | 22 | at Iowa (01/07/25) |
| | 22 | at Michigan St. (12/07/24) |
| | 27 | SOUTH DAKOTA (11/27/24) |
| | 25 | at Iowa (01/07/25) |
| FREE THROWS MADE | 25 | vs Saint Mary's (CA) (11/17/24) |
| | .957 (22-23) | at Michigan St. (12/07/24) |
| | .938 (15-16) | vs Oregon St. (12/25/24) |
| | 48 | at Michigan St. (12/07/24) |
| FREE THROW ATTEMPTS | 40 | RUTGERS (01/16/25) |
| | 32 | at Purdue (01/12/25) |
| | 23 | at Iowa (01/07/25) |
| | 12 | vs Saint Mary's (CA) (11/17/24) |
| FREE THROW PERCENTAGE | 11 | at Purdue (01/12/25) |
| | 8 | at Maryland (01/19/25) |
| | 6 | RUTGERS (01/16/25) |
| | 6 | at Iowa (01/07/25) |
| BLOCKED SHOTS | 22 | BETHUNE-COOKMAN (11/09/24) |
| | 20 | UTRGV (11/04/24) |
| | 27 | UTRGV (11/04/24) |
| | 24 | UCLA (01/04/25) |
| FOULS | | |

NEBRASKA TEAM GAME LOWS

| | | |
|-----------------------|--------------|---------------------------------|
| POINTS | 52 | at Michigan St. (12/07/24) |
| | 63 | BETHUNE-COOKMAN (11/09/24) |
| | 17 | UCLA (01/04/25) |
| | 18 | at Michigan St. (12/07/24) |
| FIELD GOALS MADE | 47 | vs Oregon St. (12/25/24) |
| | 49 | vs Saint Mary's (CA) (11/17/24) |
| | 49 | INDIANA (12/13/24) |
| | .327 (17-52) | UCLA (01/04/25) |
| FIELD GOAL ATTEMPTS | .333 (18-54) | at Michigan St. (12/07/24) |
| | 4 | BETHUNE-COOKMAN (11/09/24) |
| | 4 | at Creighton (11/22/24) |
| | 4 | at Michigan St. (12/07/24) |
| 3 PT FIELD GOALS MADE | 14 | INDIANA (12/13/24) |
| | 16 | Two times |
| | .182 (4-22) | BETHUNE-COOKMAN (11/09/24) |
| | .182 (4-22) | at Michigan St. (12/07/24) |
| 3 PT FG PERCENTAGE | 6 | at Maryland (01/19/25) |
| | 8 | vs Murray St. (12/22/24) |
| | 9 | vs Murray St. (12/22/24) |
| | 11 | Three Times |
| FREE THROWS MADE | .545 (6-11) | at Maryland (01/19/25) |
| | .545 (12-22) | at Iowa (01/07/25) |
| | 19 | at Michigan St. (12/07/24) |
| | 20 | at Purdue (01/12/25) |
| FREE THROW ATTEMPTS | 6 | vs Murray St. (12/22/24) |
| | 8 | Three times |
| | 3 | SOUTHERN U. (12/30/24) |
| | 5 | Three Times |
| FREE THROW PERCENTAGE | 0 | at Michigan St. (12/07/24) |
| | 0 | vs Oregon St. (12/25/24) |
| | 6 | NORTH FLORIDA (12/01/24) |
| | 7 | at Creighton (11/22/24) |
| BLOCKED SHOTS | 7 | RUTGERS (01/16/25) |
| | 10 | at Purdue (01/12/25) |
| | 12 | NORTH FLORIDA (12/01/24) |
| | 12 | vs Murray St. (12/22/24) |
| FOULS | | |

OPPONENT TEAM GAME LOWS

| | | |
|-----------------------|--------------|----------------------------|
| POINTS | 43 | SOUTHERN U. (12/30/24) |
| | 49 | vs Murray St. (12/22/24) |
| | 55 | at Hawaii (12/23/24) |
| | 17 | at Creighton (11/22/24) |
| FIELD GOALS MADE | 17 | vs Murray St. (12/22/24) |
| | 17 | SOUTHERN U. (12/30/24) |
| | 47 | at Hawaii (12/23/24) |
| | 52 | at Creighton (11/22/24) |
| FIELD GOAL ATTEMPTS | .254 (17-67) | SOUTHERN U. (12/30/24) |
| | .309 (17-55) | vs Murray St. (12/22/24) |
| | 3 | SOUTHERN U. (12/30/24) |
| | 4 | UCLA (01/04/25) |
| 3 PT FIELD GOALS MADE | 20 | at Hawaii (12/23/24) |
| | 23 | Three Times |
| | .125 (3-24) | SOUTHERN U. (12/30/24) |
| | .143 (4-28) | UCLA (01/04/25) |
| 3 PT FG PERCENTAGE | 3 | at Purdue (01/12/25) |
| | 5 | BETHUNE-COOKMAN (11/09/24) |
| | 6 | at Purdue (01/12/25) |
| | 7 | BETHUNE-COOKMAN (11/09/24) |
| FREE THROWS MADE | .375 (6-16) | SOUTHERN U. (12/30/24) |
| | .500 (3-6) | at Purdue (01/12/25) |
| | .500 (7-14) | RUTGERS (01/16/25) |
| | 24 | vs Oregon St. (12/25/24) |
| FREE THROW ATTEMPTS | 26 | vs Murray St. (12/22/24) |
| | 5 | at Hawaii (12/23/24) |
| | 7 | vs Murray St. (12/22/24) |
| | 2 | NORTH FLORIDA (12/01/24) |
| FREE THROW PERCENTAGE | 4 | Five Times |
| | 0 | UTRGV (11/04/24) |
| | 1 | Three Times |
| | 8 | SOUTHERN U. (12/30/24) |
| BLOCKED SHOTS | 8 | RUTGERS (01/16/25) |
| | 10 | at Purdue (01/12/25) |
| | 12 | vs Murray St. (12/22/24) |
| | | |
| FOULS | | |

2024-25 SUPERLATIVES

WON/LOSS MARGIN

| | 1 | 2 | 3 | 4 | 5 | 6 | 7 | 8 | 9 | 10 | 11 | 12 | 13 | 14 | 15 | 16 | 17 | 18 | 19 | 20 | +20 |
|---------------|---|---|---|---|---|---|---|---|---|----|----|----|----|----|----|----|----|----|----|----|-----|
| Husker Wins | 0 | 0 | 0 | 0 | 1 | 0 | 0 | 1 | 0 | 0 | 1 | 1 | 0 | 1 | 0 | 0 | 3 | 0 | 0 | 1 | 3 |
| Husker Losses | 0 | 0 | 3 | 0 | 0 | 0 | 0 | 0 | 0 | 1 | 0 | 0 | 0 | 0 | 0 | 0 | 0 | 0 | 0 | 0 | 2 |

2024-25 INDIVIDUAL GAME HIGHS

| | | |
|--------------------------|---------------|---|
| Points | 32 | Williams,Brice at Hawaii (12/23/24) |
| | 30 | Williams,Brice vs Indiana (12/13/24) |
| | 29 | Essegian,Connor vs South Dakota (11/27/24) |
| Field Goals Made | 10 | Williams,Brice at Iowa (01/07/25) |
| | 10 | Williams,Brice at Hawaii (12/23/24) |
| | 10 | Williams,Brice vs Indiana (12/13/24) |
| | 10 | Essegian,Connor vs South Dakota (11/27/24) |
| Field Goal Att. | 22 | Essegian,Connor vs South Dakota (11/27/24) |
| | 21 | Gary,Juwan at Iowa (01/07/25) |
| FG Pct (min 5 made) | 1.000 (6-6) | Meah,Braxton vs South Dakota (11/27/24) |
| | .857 (6-7) | Morgan,Andrew vs Murray St. (12/22/24) |
| | .857 (6-7) | Worster,Rollie vs UTRGV (11/04/24) |
| 3-Point FG Made | 6 | Essegian,Connor vs Southern U. (12/30/24) |
| | 6 | Essegian,Connor vs North Florida (12/01/24) |
| | 6 | Essegian,Connor vs South Dakota (11/27/24) |
| 3-Point FG Att. | 15 | Essegian,Connor vs South Dakota (11/27/24) |
| | 12 | Essegian,Connor vs Southern U. (12/30/24) |
| 3-Pt FG Pct (min 2 made) | 1.000 (2-2) | Buyuktuncel,Berke at Maryland (01/19/25) |
| | 1.000 (2-2) | Hoiberg,Sam at Maryland (01/19/25) |
| | 1.000 (2-2) | Griffiths,Gavin vs Southern U. (12/30/24) |
| Free Throws Made | 11 | Williams,Brice vs UCLA (01/04/25) |
| | 11 | Williams,Brice vs Saint Mary's (CA) (11/17/24) |
| Free Throw Att. | 12 | Williams,Brice vs UCLA (01/04/25) |
| | 11 | Williams,Brice vs Indiana (12/13/24) |
| | 11 | Williams,Brice vs Saint Mary's (CA) (11/17/24) |
| | 11 | Williams,Brice vs UTRGV (11/04/24) |
| FT Pct (min 3 made) | 1.000 (11-11) | Williams,Brice vs Saint Mary's (CA) (11/17/24) |
| | 1.000 (8-8) | Williams,Brice at Hawaii (12/23/24) |
| | 1.000 (8-8) | Williams,Brice at Creighton (11/22/24) |
| | 1.000 (6-6) | Williams,Brice vs Oregon St. (12/25/24) |
| Rebounds | 13 | Gary,Juwan at Iowa (01/07/25) |
| | 12 | Morgan,Andrew vs Murray St. (12/22/24) |
| Assists | 10 | Ulis,Ahron at Maryland (01/19/25) |
| | 6 | Worster,Rollie vs Southern U. (12/30/24) |
| | 6 | Williams,Brice vs North Florida (12/01/24) |
| | 6 | Worster,Rollie vs South Dakota (11/27/24) |
| Steals | 5 | Gary,Juwan vs Bethune-Cookman (11/09/24) |
| | 4 | Buyuktuncel,Berke at Purdue (01/12/25) |
| | 4 | Hoiberg,Sam vs North Florida (12/01/24) |
| | 4 | Worster,Rollie vs UTRGV (11/04/24) |
| Blocked Shots | 3 | Buyuktuncel,Berke vs Saint Mary's (CA) (11/17/24) |
| | 2 | Buyuktuncel,Berke at Iowa (01/07/25) |
| | 2 | Meah,Braxton vs Southern U. (12/30/24) |
| | 2 | Buyuktuncel,Berke vs Southern U. (12/30/24) |
| | 2 | Gary,Juwan at Hawaii (12/23/24) |
| | 2 | Jacobsen,Cale vs North Florida (12/01/24) |
| | 2 | Gary,Juwan vs North Florida (12/01/24) |
| | 2 | Gary,Juwan vs FDU (11/13/24) |
| | 2 | Griffiths,Gavin vs FDU (11/13/24) |
| | 2 | Buyuktuncel,Berke vs Bethune-Cookman (11/09/24) |
| Turnovers | 6 | Williams,Brice vs Bethune-Cookman (11/09/24) |
| Fouls | 5 | Buyuktuncel,Berke at Maryland (01/19/25) |
| | 5 | Hoiberg,Sam at Iowa (01/07/25) |
| Minutes | 39 | Williams,Brice at Iowa (01/07/25) |
| | 36 | Gary,Juwan at Iowa (01/07/25) |

2024-25 OPPONENT INDIVIDUAL GAME HIGHS

| | | |
|--------------------------|-------------|--|
| Points | 31 | Josh Dix at Iowa (01/07/25) |
| | 30 | Payton Sandfort at Iowa (01/07/25) |
| | 25 | Pop Isaacs at Creighton (11/22/24) |
| | 24 | Ace Bailey vs Rutgers (01/16/25) |
| Field Goals Made | 10 | Josh Dix at Iowa (01/07/25) |
| | 9 | C.J. Cox at Purdue (01/12/25) |
| | 9 | Terrence Brown vs FDU (11/13/24) |
| Field Goal Att. | 18 | Pop Isaacs at Creighton (11/22/24) |
| | 18 | Terrence Brown vs FDU (01/16/25) |
| FG Pct (min 5 made) | 1.000 (5-5) | Kody Williams at Hawaii (12/23/24) |
| | .875 (7-8) | Dylan Grant vs Rutgers (01/16/25) |
| 3-Point FG Made | 7 | Josh Dix at Iowa (01/07/25) |
| | 6 | Payton Sandfort at Iowa (01/07/25) |
| 3-Point FG Att. | 13 | Steven Ashworth at Creighton (11/22/24) |
| | 12 | Pop Isaacs at Creighton (11/22/24) |
| 3-Pt FG Pct (min 2 made) | .833 (5-6) | Fletcher Loyer at Purdue (01/12/25) |
| | .750 (3-4) | Zach Martini vs Rutgers (01/16/25) |
| | .750 (3-4) | Ahmed Barba-Bey vs FDU (11/13/24) |
| | .750 (3-4) | Tommy Gankhuyag vs UTRGV (11/04/24) |
| Free Throws Made | 8 | Payton Sandfort at Iowa (01/07/25) |
| | 6 | Damarco Minor vs Oregon St. (12/25/24) |
| | 6 | Malik Reneau vs Indiana (12/13/24) |
| | 6 | Quandre Bullock vs South Dakota (11/27/24) |
| | 6 | Pop Isaacs at Creighton (11/22/24) |
| Free Throw Att. | 9 | Payton Sandfort at Iowa (01/07/25) |
| | 8 | Malik Reneau vs Indiana (12/13/24) |
| | 8 | Quandre Bullock vs South Dakota (11/27/24) |
| | 8 | Ryan Kalkbrenner at Creighton (11/22/24) |
| | 8 | Pop Isaacs at Creighton (11/22/24) |
| | 8 | Mitchell Saxen vs Saint Mary's (CA) (11/17/24) |
| FT Pct (min 3 made) | 1.000 (4-4) | Josh Dix at Iowa (01/07/25) |
| | 1.000 (4-4) | Parsa Fallah vs Oregon St. (12/25/24) |
| | 1.000 (4-4) | Jeremy Fears Jr. at Michigan St. (12/07/24) |
| | 1.000 (4-4) | Coen Carr at Michigan St. (12/07/24) |
| | 1.000 (4-4) | Jase Richardson at Michigan St. (12/07/24) |
| | 1.000 (4-4) | Jaden Akins at Michigan St. (12/07/24) |
| | 1.000 (4-4) | Jaylen Smith vs North Florida (12/01/24) |
| | 1.000 (4-4) | Steven Ashworth at Creighton (11/22/24) |
| Rebounds | 12 | Jaxon Kohler at Michigan St. (12/07/24) |
| | 12 | Mitchell Saxen vs Saint Mary's (CA) (11/17/24) |
| Assists | 14 | Braden Smith at Purdue (01/12/25) |
| | 8 | Jeremy Fears Jr. at Michigan St. (12/07/24) |
| Steals | 4 | Ja'Kobi Gillespie at Maryland (01/19/25) |
| | 4 | C.J. Cox at Purdue (01/12/25) |
| | 4 | Josh Dix at Iowa (01/07/25) |
| | 4 | Myles Rice vs Indiana (12/13/24) |
| | 4 | Mitchell Saxen vs Saint Mary's (CA) (11/17/24) |
| | 4 | Mikey Lewis vs Saint Mary's (CA) (11/17/24) |
| | 4 | Julian Reese at Maryland (01/19/25) |
| Blocked Shots | 4 | Owen Freeman at Iowa (01/07/25) |
| | 4 | Steven Ashworth at Creighton (11/22/24) |
| Turnovers | 7 | Trey Miller vs UTRGV (11/04/24) |
| | 7 | Owen Freeman at Iowa (01/07/25) |
| Fouls | 5 | Kobe Johnson vs UCLA (01/04/25) |
| | 5 | Sebastian Mack vs UCLA (01/04/25) |
| | 5 | Augustas Marciulioni vs Saint Mary's (CA) (11/17/24) |
| | 5 | Luke Barrett vs Saint Mary's (CA) (11/17/24) |
| | 5 | Reggie Ward Jr. vs Bethune-Cookman (11/09/24) |

2024-25 HUSKER LINEUPS

| No. | Starting Lineup | Record |
|-----|--|--------|
| 1. | Büyüktuncel, Gary, Meah, Williams, Worster | 10-5 |
| 2. | Büyüktuncel, Essegian, Gary, Williams, Worster | 1-0 |
| 3. | Essegian, Gary, Meah, Williams, Worster | 1-1 |

2024-25 GAME RECAPS

| | | | | | -----Nebraska Individual Leaders----- | | | |
|-------|---------------------|---------------|--------------|---------|---------------------------------------|-------------------------|-----------------------|------------------------------|
| Date | Opponent | Result | Record (B1G) | Attend. | Points | Rebounds | Assists | Steals |
| 11/4 | UTRGV | W, 87-67 | 1-0 (0-0) | 14,305 | Williams (27) | Worster (9) | Worster (3) | Worster (4) |
| 11/9 | Bethune-Cookman | W, 63-58 | 2-0 (0-0) | 15,138 | Gary (11) | Gary (9) | Griffiths (3) | Gary (5) |
| 11/13 | FDU | W, 86-60 | 3-0 (0-0) | 14,473 | Gary (19) | Büyüktuncel (7) | Gary (5) | Hoiberg (3) |
| 11/17 | vs. Saint Mary's | L, 74-77 | 3-1 (0-0) | 3,241 | Williams (28) | Büyüktuncel, Morgan (5) | Gary, Ulis (2) | Büyüktuncel (3) |
| 11/22 | at No. 14 Creighton | W, 74-63 | 4-1 (0-0) | 18,475 | Williams, Gary (16) | Büyüktuncel (9) | Morgan (3) | Gary, Büyüktuncel (2) |
| 11/27 | South Dakota | W, 96-79 | 5-1 (0-0) | 15,172 | Essegian (29) | Worster (8) | Worster (6) | Williams, Hoiberg (3) |
| 12/1 | North Florida | W, 103-72 | 6-1 (0-0) | 15,359 | Essegian (22) | Morgan (9) | Williams (6) | Hoiberg (2) |
| 12/7 | at Michigan State | L, 52-89 | 6-2 (0-1) | 14,797 | Morgan (14) | Morgan (7) | Worster, Ulis (3) | Worster, Büyüktuncel (2) |
| 12/13 | Indiana | W 85-68 | 7-2 (1-1) | 14,635 | Williams (30) | Williams (6) | Williams (5) | Four players (1) |
| 12/22 | vs. Murray State | W, 66-49 | 8-2 (1-1) | 5,049 | Essegian (15) | Morgan (12) | Williams (2) | Williams, Meah (2) |
| 12/23 | at Hawai'i | W, 69-55 | 9-2 (1-1) | 4,611 | Williams (32) | Büyüktuncel (9) | Williams, Worster (3) | Büyüktuncel (3) |
| 12/25 | vs. Oregon State | W, 78-66 | 10-2 (1-1) | 5,086 | Williams (25) | Williams (7) | Williams, Worster (4) | Gary, Williams (2) |
| 12/30 | Southern | W, 77-43 | 11-2 (1-1) | 14,885 | Essegian (20) | Büyüktuncel (9) | Worster (6) | Gary, Williams, Jacobsen (1) |
| 1/4 | No. 15 UCLA | W, 66-58 | 12-2 (2-1) | 15,167 | Williams (16) | Büyüktuncel (9) | Essegian (3) | Hoiberg (3) |
| 1/7 | at Iowa | L, 87-97 (OT) | 12-3 (2-2) | 7,812 | Williams (28) | Gary (13) | Hoiberg (3) | Five players (2) |
| 1/12 | at No. 20 Purdue | L, 68-104 | 12-4 (2-3) | 14,876 | Essegian (17) | Williams, Essegian (5) | Williams, Hoiberg (4) | Büyüktuncel (4) |
| 1/16 | Rutgers | L, 82-85 | 12-5 (2-4) | 13,999 | Williams (21) | Gary, Wooster (7) | Worster (5) | Gary (2) |
| 1/19 | at Maryland | L, 66-69 | 12-6 (2-5) | 11,069 | Morgan (17) | Gary (7) | Ulis (10) | Williams (3) |

THE LAST TIME...

| | Nebraska... | A Nebraska Opponent... |
|--|--|--|
| Scored 100 or more points..... | 103; North Florida, 12/1/24 | 104; at Purdue, 1/12/25 |
| Scored 90 or more points..... | 103; North Florida, 12/1/24 | 104; at Purdue, 1/12/25 |
| Scored 41 to 50 points..... | 50; Illinois, 1/10/23 | 43, Southern, 12/30/24 |
| Scored 40 or fewer points..... | 38; at Oregon, 12/15/12 | 38; Southwest Minnesota State, 12/28/18 |
| Shot 70% from the field..... | 723; vs. UNC Wilmington 12/5/97 (34-47) | .723; Kansas, 2/2/85 (34-47) |
| Shot 60% from the field..... | .612; vs. Indiana, 12/13/24 (30-49) | .631; at Purdue, 1/12/25 (41-65) |
| Shot 90% from the free throw line (Min 10 attempts)..... | .909; at Purdue, 1/12/25 (10-11) | .938; vs. Oregon State, 12/25/24 (15-16) |
| Made 10, 3-Point Field Goals | 13; Southern, 12/30/24 (13-30) | 10, Maryland, 1/19/25 (10-25) |
| Had 60 rebounds | 60; vs. Oral Roberts, 12/22/99 | 70; at NC State, 12/1/21 |
| Had 50 rebounds | 50; South Carolina State, 12/29/23 | 50; at Illinois, 2/4/24 |
| Had 30 assists | 35, vs. Northeastern Illinois, 12/21/94 | 32; at Purdue, 1/12/25 |
| Had 15 steals | 15, Indiana, 1/3/24 | 16; at Creighton, 12/11/2020 |
| Had 10 blocked shots | 14; at Northwestern, 1/2/18 | 11; at NC State, 12/1/21 |
| Had 10 or fewer turnovers | 7; Rutgers, 1/16/25 | 8; Rutgers, 1/16/25 |
| Had 20 or more turnovers..... | 20; South Carolina State, 12/29/23 | 22; Bethune-Cookman, 11/9/24 |
| Had three players with 20 points | vs. Iowa, 3/10/19 | Texas A&M (NCAA), 3/22/24 |
| | (Palmer Jr. 27; Watson Jr. 23; Roby 23) | (Taylor IV 25, Obaseki 22, Radford 20) |
| Had three players with 10 rebounds | vs. Texas Tech, 1/19/00 | at Kansas, 1/9/02 |
| | (Bradford 16, Ffriend 12, Truscott 11) | (Collision 13, Gooden 12, Simien 10) |
| Had five players reach double-figure points..... | at North Florida, 12/1/24) | at Rutgers, 1/17/24 |
| | (Essegian-22, Gary-18; Williams-17; Morgan-13, Ulis-10) | (Hyatt-17; Mag-16; Omoruyi-14; Simpson-14; Williams-11) |
| Had a player score 40 points | 41; Teddy Allen vs. Penn State 2/23/21 | 40; Terrence Shannon Jr., Illinois, 3/16/2024 |
| Had a player score 30 points | 32; Brice Williams at Hawai'i, 12/23/24 | 31, Josh Dix and 30, Payton Sandford, at Iowa, 1/7/25 |
| Had a player grab 15 rebounds | 18; Juwan Gary at Kansas State, 12/17/2023 | 16; Julian Reese, Maryland, 1/27/24 |
| Had a player dish out 10 assists..... | 10; Ahron Ulis at Maryland, 1/19/25 | 14; Braden Smith, 1/12/25 |
| Had a player collect five steals | 5; Juwan Gary vs. Bethune-Cookman, 11/9/2024 | 6; Jamhir Young, at Maryland, 1/28/23 |
| Had a player block five shots..... | 5; Isaiah Roby vs. Maryland, 2/6/18 | 7; Zach Edey, Purdue, 12/10/2022 |
| Had a player with a triple double..... | 13 pt/11 reb/10 asst.; Dalano Banton vs. Doane, 12/17/20 | 12 pt/11 reb./10 asst.; Trayce Jackson-Davis, Indiana, 12/7/22 |

SPECIALITY STATS

MISC. REVIEW

| Nebraska Record When: | All (W) | All(L) | H(W) | H(L) | A (W) | A (L) | | | | | | | |
|-----------------------------|---------|--------|------|------|-------|-------|-------------------------------|----|---|---|---|---|---|
| Ahead at Halftime | 11 | 2 | 7 | 0 | 4 | 2 | Rebounds are Even | 2 | 0 | 1 | 0 | 1 | 0 |
| Behind at Halftime | 0 | 4 | 0 | 1 | 0 | 3 | Committing More TOs than Opp | 3 | 4 | 2 | 0 | 1 | 4 |
| Tied at Halftime | 1 | 0 | 1 | 0 | 0 | 0 | Committing Fewer TOs than Opp | 7 | 2 | 5 | 1 | 2 | 1 |
| Bench Outscores Opponent's | 11 | 3 | 8 | 1 | 3 | 2 | Turnovers are Even | 2 | 0 | 1 | 0 | 1 | 0 |
| Opponent Bench Outscores NU | 1 | 3 | 0 | 0 | 1 | 3 | Leading with 5:00 left | 12 | 2 | 8 | 1 | 4 | 1 |
| Bench scoring is even | 0 | 0 | 0 | 0 | 0 | 0 | Trailing with 5:00 left | 0 | 4 | 0 | 0 | 0 | 4 |
| Shooting 50% or Better | 3 | 0 | 2 | 0 | 1 | 0 | Tied with 5:00 left | 0 | 0 | 0 | 0 | 0 | 0 |
| Shooting Under 50% | 9 | 6 | 6 | 1 | 3 | 5 | In Overtime | 0 | 1 | 0 | 0 | 0 | 1 |
| Opp. Shoots 50% or Better | 0 | 2 | 0 | 0 | 0 | 2 | Scoring 80 or more points | 5 | 2 | 5 | 1 | 0 | 1 |
| Opp. Shoots Under 50% | 12 | 4 | 8 | 1 | 4 | 3 | Scoring 61 to 79 points | 7 | 3 | 3 | 0 | 4 | 3 |
| Outshooting Opponent (pct.) | 10 | 2 | 6 | 0 | 4 | 2 | Scoring 60 or fewer points | 0 | 1 | 0 | 0 | 0 | 1 |
| Outshot by Opponent (pct.) | 2 | 4 | 2 | 1 | 0 | 3 | Allowing 80 or more points | 0 | 4 | 0 | 1 | 0 | 3 |
| Shooting is even | 0 | 0 | 0 | 0 | 0 | 0 | Allowing 61 to 79 points | 6 | 2 | 4 | 0 | 2 | 2 |
| Outrebounding Opponent | 10 | 4 | 7 | 1 | 3 | 3 | Allowing 60 or fewer points | 6 | 0 | 4 | 0 | 2 | 0 |
| Outrebounded by Opponent | 0 | 2 | 0 | 0 | 0 | 2 | | | | | | | |

MISC. TOTALS

| | | |
|---------------------------------|----------------------|---|
| Biggest margin of victory | 34, Southern (12/30) | Largest halftime lead surrendered in loss 3, at Iowa (1/7) Largest lead at any time 34, Southern (12/30) Largest deficit at any time 42, at Michigan State (12/7) Largest deficit overcome in win 8, at Hawai'i (12/23) Largest halftime deficit overcome in win NA Largest lead surrendered in loss 15, at Iowa (1/7) |
|---------------------------------|----------------------|---|

SPECIALTY STATS

| Opponent | NU-Opp Paint | NU-Opp off TO | NU-Opp 2nd Ch. | NU-Opp Bench | Largest Lead | Largest Deficit | Tip | 1st Sub(s) |
|---------------------|-----------------|------------------|-------------------|-----------------|-----------------|-----------------|-----|---------------------------|
| UTRGV | 40-18 | 26-11 | 10-15 | 27-23 | 20 (0:18, 2nd) | 2 (9:30, 1st) | W | Essegian, Morgan |
| Bethune-Cookman | 30-24 | 21-12 | 11-8 | 22-18 | 16 (13:55, 2nd) | 6 (14:54, 1st) | L | Essegian |
| FDU | 40-28 | 28-7 | 14-11 | 29-5 | 26 (0:06, 2nd) | 1 (16:55, 1st) | W | Griffiths |
| Saint Mary's | 28-24 | 11-21 | 10-13 | 18-23 | 5 (15:05, 2nd) | 14 (13:28, 1st) | W | Morgan |
| at No. 14 Creighton | 28-10 | 22-7 | 9-3 | 19-8 | 18 (2:53, 1st) | - | W | Morgan |
| South Dakota | 38-36 | 12-18 | 7-13 | 51-35 | 23 (17:35, 2nd) | - | W | Essegian |
| North Florida | 58-22 | 25-2 | 9-11 | 37-15 | 31 (1:41, 2nd) | 3 (19:20, 1st) | W | Morgan |
| at Michigan State | 24-32 | 14-19 | 3-17 | 22-43 | - | 42 (3:53, 2nd) | L | Morgan |
| Indiana | 36-24 | 14-14 | 8-10 | 28-16 | 17 (0:30, 2nd) | 4 (11:09, 1st) | L | Morgan |
| vs. Murray State | 32-18 | 7-7 | 8-8 | 29-11 | 12 (18:50, 2nd) | - | W | Essegian, Morgan |
| at Hawai'i | 38-26 | 14-11 | 9-9 | 4-21 | 14 (0:57, 2nd) | 8 (12:22, 1st) | W | Essegian, Morgan, Hoiberg |
| vs. Oregon State | 32-20 | 4-14 | 14-4 | 15-13 | 12 (0:09, 2nd) | 4 (9:39, 1st) | L | Essegian, Morgan |
| Southern | 22-22 | 9-8 | 5-12 | 40-24 | 34 (0:11, 2nd) | - | W | Essegian |
| No. 15 UCLA | 20-26 | 17-13 | 11-2 | 23-15 | 13 (7:15, 2nd) | 7 (16:30, 1st) | W | Essegian, Morgan |
| at Iowa | 42-22 | 15-15 | 12-11 | 20-15 | 15 (14:54, 2nd) | 11 (0:33, OT) | L | Morgan |
| at No. 20 Purdue | 38-34 | 11-22 | 4-14 | 32-37 | 1 (18:46, 1st) | 37 (1:53, 2nd) | W | Morgan |
| Rutgers | 30-40 | 8-12 | 25-19 | 25-23 | 9 (13:40, 1st) | 5 (2:29, 2nd) | L | Hoiberg, Morgan |
| at Maryland | 32-24 | 14-13 | 9-3 | 34-8 | 5 (3:20, 1st) | 9 (6:47, 2nd) | W | Essegian, Morgan |



2024-25 HONORS

CONNOR ESSEGIAN

JUNIOR • GUARD • 6-4 • 190 • FORT WAYNE, IND. • WISCONSIN

- Wisconsin transfer who is one of the best sixth men in the Big Ten, averaging 11.3 points and 2.8 rebounds per game
- Ranks among the Big Ten leaders in 3-pointers (2.6/gm) and 3-point percentage (.411)
- Posted nine double-figure games, including 12 points in 23 minutes against Rutgers
- Has six points on 2-of-4 from 3-point range at Maryland
- Led NU with a 17-point, five-rebound effort at No. 20 Purdue
- Finished with 20 points, including six 3-pointers, against Southern
- Led NU with 15 points off the bench vs. Murray State, including five 3-pointers
- Led NU with 22 points on 8-of-10 shooting, including 6-of-8 from 3-point range, and added four boards, two assists and two steals vs. North Florida
- Became only the second player in school history - and the first since 2002 - to have 6-or-more 3-pointers in consecutive games (USD, UNF)
- Poured in a career-high 29 points, including six 3-pointers, and dished out a personal-best five assists in the win over South Dakota
- Keyed the win over No. 14 Creighton with 15 points off the bench, including six points in a second-half run after Creighton got within seven
- Came off the bench in his Husker debut vs. UTRGV with 13 points, four rebounds and two assists, as he had seven straight points in a 12-0 run after UTRGV closed to within 69-65
- Represented Armenia in the 2024 Los Angeles International Cup, the second straight summer he played for Armenia
- Averaged 13.0 points and 5.5 rebounds per game as Armenia won the LA International Cup Title, including 20 points vs. Ireland in title game
- Played in 33 games at UW in 2023-24, averaging 3.2 points per game, as the Badgers went 22-14 & reached the NCAA Tournament.
- Named to Big Ten All-Freshman team in 2022-23, as he played in all 35 games and averaged 11.7 points and 3.7 rebounds per game
- Set a Wisconsin school record for a freshman with 69 3-pointers while he was 10th in the Big Ten in 3-pointers per game and shot nearly 36 percent from beyond the arc
- Totaled 2,526 points at Central Noble High School to finish 10th all-time in the state of Indiana in scoring
- Led Central Noble to the state title game as a senior and was a finalist for Mr. Basketball, averaging 26.5 points, 6.4 rebounds and 2.3 assists per game
- Majors in journalism with a emphasis on digital media
- His grandfather's cousin was Chuck Essegian, who played baseball and football at Stanford before playing in the Major Leagues

CAREER STATS

| | | | | Field Goals | | 3-Point | | F-Throws | | Rebounds | | | | | | | | | | | | Scoring | |
|----------------|------|-------|-----------|-------------|------|----------|------|----------|------|----------|-----|-----|-----|-------|----|----|-----|-----|-----|------|--|---------|--|
| SEASON | TEAM | GP-GS | MIN/AVG | FG-FGA | FG% | 3FG-3FGA | 3FG% | FT-FTA | FT% | OFF | DEF | TOT | AVG | PF-FO | A | TO | BLK | STL | PTS | AVG | | | |
| 2022-23 | Wisc | 35-19 | 959/27.4 | 133-329 | .404 | 69-192 | .359 | 76-86 | .884 | 24 | 107 | 131 | 3.7 | 60-0 | 26 | 36 | 1 | 19 | 411 | 11.7 | | | |
| 2023-24 | Wisc | 33-0 | 242/7.3 | 37-96 | .385 | 20-66 | .303 | 10-11 | .909 | 2 | 25 | 27 | 0.8 | 24-0 | 8 | 12 | 0 | 4 | 104 | 3.2 | | | |
| 2024-25 | Nebr | 18-3 | 406/22.6 | 64-152 | .421 | 46-112 | .411 | 30-37 | .811 | 3 | 47 | 50 | 2.8 | 20-0 | 18 | 19 | 0 | 8 | 204 | 11.3 | | | |
| TOTAL FOR Nebr | | 18-3 | 406/22.6 | 64-152 | .421 | 46-112 | .411 | 30-37 | .811 | 3 | 47 | 50 | 2.8 | 20-0 | 18 | 19 | 0 | 8 | 204 | 11.3 | | | |
| TOTAL | | 86-22 | 1606/18.7 | 234-577 | .406 | 135-370 | .365 | 116-134 | .866 | 29 | 179 | 208 | 2.4 | 104-0 | 52 | 67 | 1 | 31 | 719 | 8.4 | | | |

MISC. STATS

| Category | 2024-25 | Career* |
|-------------------|---------|---------|
| 10+ Points | 9 | 34 |
| 20+ Points | 3 | 5 |
| 30+ Points | 0 | 0 |
| 40+ Points | 0 | 0 |
| Double-Doubles | 0 | 1 |
| 10+ Rebounds | 0 | 1 |
| 10+ Assists | 0 | 0 |
| Led NU in Scoring | 5 | 5 |
| Led NU in Reb. | 1 | 1 |
| Led NU in Assists | 1 | 1 |

*Includes Wisconsin

SEASON/CAREER HIGHS

| | |
|---------------------|---------------------------------|
| Points | |
| Season: | 29, South Dakota (11/27/24) |
| College Career: | Same |
| Rebounds | |
| Season: | 6, Southern (12/30/24) |
| College Career: | 11, at Indiana (1/14/23) |
| Field Goals | |
| Season: | 10, South Dakota (11/27/24) |
| College Career: | 10, Two times (last, 11/27/24) |
| 3-Point Field Goals | |
| Season: | 6, Three times (last, 12/30/24) |
| College Career: | Same |
| Free Throws | |
| Season: | 6, at Creighton (11/22/24) |
| College Career: | 10, at Michigan (2/14/23) |
| Free Throw Attempts | |
| Season: | 9, at Creighton (11/22/24) |
| College Career: | 9, Three times (last, 11/22/24) |
| Assists | |
| Season: | 5, South Dakota (11/27/24) |
| College Career: | Same |
| Steals | |
| Season: | 2, Four times (last, 1/7/25) |
| College Career: | 2, Five times (last, 1/7/25) |
| Blocks | |
| Season: | |
| College Career: | 1, at Minnesota (3/5/23) |
| Minutes Played | |
| Season: | 32:36, South Dakota (11/27/24) |
| College Career: | 39:15, at Nebraska (2/11/23) |

2024-25 GAME BY GAME

| Opponent | Date | GS | MIN | Total | | 3-Pointers | | Free throws | | Rebounds | | | | PF | A | TO | BLK | STL | PTS | AVG | |
|----------------------|------------|----|-------|--------|--------|------------|--------|-------------|-------|----------|-----|-----|-----|-----|----|----|-----|-----|-----|------|------|
| | | | | FG-FGA | PCT | 3FG-3FGA | PCT | FT-FTA | PCT | OFF | DEF | TOT | AVG | | | | | | | | |
| UTRGV | 11/04/2024 | | 23:16 | 4-5 | .800 | 3-4 | .750 | 2-2 | 1.000 | 0 | 4 | 4 | 4.0 | 1 | 2 | 2 | 0 | 1 | 13 | 13.0 | |
| Bethune-Cookman | 11/09/2024 | | 14:11 | 2-6 | .333 | 0-3 | .000 | 4-4 | 1.000 | 1 | 1 | 2 | 3.0 | 1 | 0 | 1 | 0 | 0 | 8 | 10.5 | |
| FDU | 11/13/2024 | * | 16:31 | 2-9 | .222 | 2-7 | .286 | 2-2 | 1.000 | 0 | 2 | 2 | 2.7 | 3 | 0 | 1 | 0 | 0 | 8 | 9.7 | |
| vs Saint Mary's (CA) | 11/17/2024 | | 21:02 | 2-6 | .333 | 2-6 | .333 | 2-2 | 1.000 | 0 | 3 | 3 | 2.8 | 0 | 0 | 1 | 0 | 0 | 8 | 9.3 | |
| at Creighton | 11/22/2024 | | 21:20 | 4-6 | .667 | 1-2 | .500 | 6-9 | .667 | 0 | 2 | 2 | 2.6 | 0 | 0 | 0 | 0 | 0 | 15 | 10.4 | |
| South Dakota | 11/27/2024 | | 32:36 | 10-22 | .455 | 6-15 | .400 | 3-3 | 1.000 | 0 | 2 | 2 | 2.5 | 2 | 5 | 1 | 0 | 0 | 29 | 13.5 | |
| North Florida | 12/01/2024 | * | 21:12 | 8-10 | .800 | 6-8 | .750 | 0-0 | .000 | 0 | 4 | 4 | 2.7 | 2 | 2 | 1 | 0 | 2 | 22 | 14.7 | |
| at Michigan St. | 12/07/2024 | * | 19:37 | 0-2 | .000 | 0-2 | .000 | 1-2 | .500 | 0 | 1 | 1 | 2.5 | 1 | 0 | 0 | 0 | 0 | 1 | 13.0 | |
| Indiana | 12/13/2024 | | 27:42 | 4-7 | .571 | 2-3 | .667 | 3-4 | .750 | 0 | 3 | 3 | 2.6 | 1 | 0 | 1 | 0 | 0 | 13 | 13.0 | |
| vs Murray St. | 12/22/2024 | | 32:05 | 5-13 | .385 | 5-10 | .500 | 0-0 | .000 | 0 | 2 | 2 | 2.5 | 0 | 0 | 3 | 0 | 0 | 15 | 13.2 | |
| at Hawaii | 12/23/2024 | | 20:48 | 1-4 | .250 | 0-1 | .000 | 0-0 | .000 | 1 | 1 | 2 | 2.5 | 0 | 0 | 0 | 0 | 0 | 2 | 12.2 | |
| vs Oregon St. | 12/25/2024 | | 24:59 | 2-8 | .250 | 2-6 | .333 | 1-2 | .500 | 0 | 2 | 2 | 2.4 | 1 | 0 | 0 | 0 | 0 | 7 | 11.8 | |
| Southern U. | 12/30/2024 | | 26:45 | 6-13 | .462 | 6-12 | .500 | 2-2 | 1.000 | 0 | 6 | 6 | 2.7 | 4 | 0 | 3 | 0 | 0 | 20 | 12.4 | |
| UCLA | 01/04/2025 | | 20:41 | 0-6 | .000 | 0-6 | .000 | 2-2 | 1.000 | 0 | 3 | 3 | 2.7 | 0 | 3 | 1 | 0 | 2 | 2 | 11.6 | |
| at Iowa | 01/07/2025 | | 24:59 | 2-7 | .286 | 2-6 | .333 | 0-0 | .000 | 1 | 3 | 4 | 2.8 | 3 | 2 | 0 | 0 | 2 | 6 | 11.3 | |
| at Purdue | 01/12/2025 | | 21:46 | 6-13 | .462 | 3-10 | .300 | 2-3 | .667 | 0 | 5 | 5 | 2.9 | 0 | 3 | 2 | 0 | 1 | 17 | 11.6 | |
| Rutgers | 01/16/2025 | | 23:38 | 4-11 | .364 | 4-7 | .571 | 0-0 | .000 | 0 | 2 | 2 | 2.9 | 1 | 1 | 0 | 0 | 0 | 12 | 11.6 | |
| at Maryland | 01/19/2025 | | 12:55 | 2-4 | .500 | 2-4 | .500 | 0-0 | .000 | 0 | 1 | 1 | 2.8 | 0 | 0 | 2 | 0 | 0 | 6 | 11.3 | |
| Totals | | | 3 | 406:00 | 64-152 | .421 | 46-112 | .411 | 30-37 | .811 | 3 | 47 | 50 | 2.8 | 20 | 18 | 19 | 0 | 8 | 204 | 11.3 |

Player Averages

| Games Played | Minutes/ game | Points/ game | FG Pct | 3FG Pct | FT Pct | Rebounds/ game | Assists/ game | Turnovers/ game | Assist/Turnover ratio | Steals/ game | Blocks/ game |
|--------------|---------------|--------------|--------|---------|--------|----------------|---------------|-----------------|-----------------------|--------------|--------------|
| 18 | 22.6 | 11.3 | 42.1 | 41.1 | 81.1 | 2.8 | 1.0 | 1.1 | 0.9 | 0.4 | 0.0 |

SAM HOIBERG

JUNIOR • GUARD • 6-0 • 185 • LINCOLN, NEB. • PIUS X



2024-25 HONORS

- Third-year performer who provides a spark off the bench and averages 3.4 points and 1.7 assists per game
- Is among the Blg Ten leaders in steals at 1.4 per game while playing 18.9 minutes per game
- Had eight points on 3-of-3 shooting, including pair of 3-pointers, and an assist in 16 minutes at Maryland
- Finished with seven points, four assists and two steals in the loss at No. 20 Purdue
- Totaled five points, five rebounds and three assists at Iowa
- Played one of his best games of the year against No. 15 UCLA with seven points, three rebounds, two assists and three steals
- Dished out a career high five assists and had four rebounds in the win over Southern
- Totaled five points, three rebounds and two assists in 25 minutes vs. Oregon State
- Finished with seven points, three rebounds and a career-high four steals in 15 minutes against North Florida
- Scored a season-high nine points on 4-of-6 shooting with three steals in 24 minutes against South Dakota
- Played in all 34 games in 2023-24, averaging 3.4 points, 2.9 rebounds and 1.7 assists per game while posting a team-best 2.5-to-1 assist-to-turnover ratio
- Tied his career scoring high against Lindenwood in the 2023-24 season opener, matching his career high with 15 points, along with five rebounds and two assists
- Played in 21 contests, including one start, in 2022-23 and was one of NU's top guards off the bench as he averaged 4.1 points per game on 55 percent shooting
- Poured in a career-high 15 points on 6-of-8 shooting in 26 minutes at Maryland on Jan. 27, 2023
- Garnered honorable-mention all-state honors as a senior, averaging 14.9 points, 4.2 rebounds and 3.8 assists at Lincoln Pius X High School in 2020-21, helping the school to an 18-4 record and a berth in the Class A (largest class) state tournament
- Sports communications major who was an academic all-district selection in 2024
- Is the son of NU Head Coach Fred Hoiberg, who played collegiately at Iowa State and in the NBA for a decade, while his oldest brother, Jack, played at both Michigan State (2017-21) and Texas Arlington (2021-22) and works in the San Antonio Spurs organization in the video department

CAREER STATS

| | | | | Field Goals | | 3-Point | | F-Throws | | Rebounds | | | | | | | | Scoring | | |
|---------|------|-------|-----------|-------------|------|----------|------|----------|------|----------|-----|-----|-----|-------|----|----|-----|---------|-----|-----|
| SEASON | TEAM | GP-GS | MIN/AVG | FG-FGA | FG% | 3FG-3FGA | 3FG% | FT-FTA | FT% | OFF | DEF | TOT | AVG | PF-FO | A | TO | BLK | STL | PTS | AVG |
| 2022-23 | Nebr | 21-1 | 267/12.7 | 27-49 | .551 | 9-22 | .409 | 23-28 | .821 | 8 | 30 | 38 | 1.8 | 19-0 | 7 | 8 | 1 | 13 | 86 | 4.1 |
| 2023-24 | Nebr | 34-0 | 669/19.7 | 37-98 | .378 | 15-49 | .306 | 26-38 | .684 | 19 | 79 | 98 | 2.9 | 67-0 | 59 | 24 | 3 | 31 | 115 | 3.4 |
| 2024-25 | Nebr | 18-0 | 339/18.9 | 22-41 | .537 | 8-17 | .471 | 9-11 | .818 | 6 | 32 | 38 | 2.1 | 29-1 | 30 | 16 | 1 | 25 | 61 | 3.4 |
| TOTAL | | 73-1 | 1276/17.5 | 86-188 | .457 | 32-88 | .364 | 58-77 | .753 | 33 | 141 | 174 | 2.4 | 115-1 | 96 | 48 | 5 | 69 | 262 | 3.6 |

MISC. STATS

| Category | 2024-25 | Career |
|-------------------|---------|--------|
| 10+ Points | 0 | 3 |
| 20+ Points | 0 | 0 |
| 30+ Points | 0 | 0 |
| 40+ Points | 0 | 0 |
| Double-Doubles | 0 | 0 |
| 10+ Rebounds | 0 | 0 |
| 10+ Assists | 0 | 0 |
| Led NU in Scoring | 0 | 1 |
| Led NU in Reb. | 0 | 4 |
| Led NU in Assists | 1 | 5 |

SEASON/CAREER HIGHS

| | |
|---------------------|------------------------------------|
| Points | |
| Season: | 9, South Dakota (11/27/24) |
| College Career: | 15, Two times (1/28/23) |
| Rebounds | |
| Season: | 5, Two times (last, 1/7/25) |
| College Career: | 7, South Carolina State (12/29/23) |
| Field Goals | |
| Season: | 4, South Dakota (11/27/24) |
| College Career: | 6, at Maryland (1/28/23) |
| 3-Point Field Goals | |
| Season: | 2, at Maryland (1/19/25) |
| College Career: | 3, at Maryland (1/28/23) |
| Free Throws | |
| Season: | 2, Four times (last, 1/4/25) |
| College Career: | 5, Two times (last, 2/28/23) |
| Free Throw Attempts | |
| Season: | 2, Five times (last, 1/7/25) |
| College Career: | 6, Two times, (last 2/7/24) |
| Assists | |
| Season: | 5, Southern (12/30/24) |
| College Career: | Same |
| Steals | |
| Season: | 4, North Florida (12/1/24) |
| College Career: | 4, Two times (last, 12/1/24) |
| Blocks | |
| Season: | 1, at Creighton (11/22/24) |
| College Career: | 1, Five times (last, 11/22/24) |
| Minutes Played | |
| Season: | 25:19, at Iowa (1/7/25) |
| College Career: | 37:01, Maryland (2/19/23) |

2024-25 GAME BY GAME

| Opponent | Date | GS | MIN | Total | | 3-Pointers | | Free throws | | Rebounds | | | | PF | A | TO | BLK | STL | PTS | AVG |
|----------------------|------------|----|--------|--------|-------|------------|-------|-------------|-------|----------|-----|-----|-----|----|----|----|-----|-----|-----|-----|
| | | | | FG-FGA | PCT | 3FG-3FGA | PCT | FT-FTA | PCT | OFF | DEF | TOT | AVG | | | | | | | |
| UTRGV | 11/04/2024 | | 12:23 | 0-1 | .000 | 0-0 | .000 | 0-0 | .000 | 0 | 0 | 0 | 0.0 | 1 | 0 | 1 | 0 | 0 | 0 | 0.0 |
| Bethune-Cookman | 11/09/2024 | | 18:24 | 0-5 | .000 | 0-3 | .000 | 0-1 | .000 | 0 | 2 | 2 | 1.0 | 1 | 1 | 0 | 0 | 3 | 0 | 0.0 |
| FDU | 11/13/2024 | | 23:20 | 1-4 | .250 | 0-0 | .000 | 0-0 | .000 | 2 | 3 | 5 | 2.3 | 0 | 3 | 1 | 0 | 3 | 2 | 0.7 |
| vs Saint Mary's (CA) | 11/17/2024 | | 16:06 | 0-0 | .000 | 0-0 | .000 | 0-0 | .000 | 1 | 1 | 2 | 2.3 | 0 | 0 | 1 | 0 | 1 | 0 | 0.5 |
| at Creighton | 11/22/2024 | | 14:53 | 0-1 | .000 | 0-0 | .000 | 0-0 | .000 | 0 | 2 | 2 | 2.2 | 3 | 0 | 0 | 1 | 0 | 0 | 0.4 |
| South Dakota | 11/27/2024 | | 23:47 | 4-6 | .667 | 1-2 | .500 | 0-0 | .000 | 0 | 2 | 2 | 2.2 | 1 | 1 | 2 | 0 | 3 | 9 | 1.8 |
| North Florida | 12/01/2024 | | 15:32 | 3-3 | 1.000 | 1-1 | 1.000 | 0-0 | .000 | 0 | 3 | 3 | 2.3 | 0 | 1 | 0 | 0 | 4 | 7 | 2.6 |
| at Michigan St. | 12/07/2024 | | 10:20 | 0-1 | .000 | 0-1 | .000 | 2-2 | 1.000 | 0 | 2 | 2 | 2.3 | 3 | 0 | 0 | 0 | 0 | 2 | 2.5 |
| Indiana | 12/13/2024 | | 15:03 | 0-0 | .000 | 0-0 | .000 | 2-2 | 1.000 | 0 | 1 | 1 | 2.1 | 0 | 2 | 1 | 0 | 1 | 2 | 2.4 |
| vs Murray St. | 12/22/2024 | | 22:35 | 1-3 | .333 | 0-1 | .000 | 0-0 | .000 | 0 | 1 | 1 | 2.0 | 0 | 1 | 1 | 0 | 1 | 2 | 2.4 |
| at Hawaii | 12/23/2024 | | 20:35 | 1-2 | .500 | 0-1 | .000 | 0-0 | .000 | 0 | 0 | 0 | 1.8 | 1 | 1 | 1 | 0 | 1 | 2 | 2.4 |
| vs Oregon St. | 12/25/2024 | | 25:08 | 1-1 | 1.000 | 1-1 | 1.000 | 2-2 | 1.000 | 1 | 2 | 3 | 1.9 | 2 | 2 | 1 | 0 | 1 | 5 | 2.6 |
| Southern U. | 12/30/2024 | | 17:29 | 1-2 | .500 | 0-1 | .000 | 0-0 | .000 | 0 | 4 | 4 | 2.1 | 3 | 5 | 1 | 0 | 0 | 2 | 2.5 |
| UCLA | 01/04/2025 | | 22:21 | 2-3 | .667 | 1-2 | .500 | 2-2 | 1.000 | 0 | 3 | 3 | 2.1 | 2 | 2 | 0 | 0 | 3 | 7 | 2.9 |
| at Iowa | 01/07/2025 | | 25:19 | 2-2 | 1.000 | 1-1 | 1.000 | 1-2 | .500 | 0 | 5 | 5 | 2.3 | 5 | 3 | 4 | 0 | 1 | 6 | 3.1 |
| at Purdue | 01/12/2025 | | 23:00 | 3-3 | 1.000 | 1-1 | 1.000 | 0-0 | .000 | 1 | 0 | 1 | 2.3 | 2 | 4 | 1 | 0 | 2 | 7 | 3.3 |
| Rutgers | 01/16/2025 | | 16:49 | 0-1 | .000 | 0-0 | .000 | 0-0 | .000 | 1 | 0 | 1 | 2.2 | 2 | 3 | 1 | 0 | 1 | 0 | 3.1 |
| at Maryland | 01/19/2025 | | 16:21 | 3-3 | 1.000 | 2-2 | 1.000 | 0-0 | .000 | 0 | 1 | 1 | 2.1 | 3 | 1 | 0 | 0 | 0 | 8 | 3.4 |
| Totals | | 0 | 339:24 | 22-41 | .537 | 8-17 | .471 | 9-11 | .818 | 6 | 32 | 38 | 2.1 | 29 | 30 | 16 | 1 | 25 | 61 | 3.4 |

Player Averages

| Games Played | Minutes/ game | Points/ game | FG Pct | 3FG Pct | FT Pct | Rebounds/ game | Assists/ game | Turnovers/ game | Assist/Turnover ratio | Steals/ game | Blocks/ game |
|--------------|---------------|--------------|--------|---------|--------|----------------|---------------|-----------------|-----------------------|--------------|--------------|
| 18 | 18.9 | 3.4 | 53.7 | 47.1 | 81.8 | 2.1 | 1.7 | 0.9 | 1.9 | 1.4 | 0.1 |



2024-25 HONORS

AHRON ULIS

SENIOR • GUARD • 6-3 • 190 • CHICAGO, ILL. • IOWA

- Shares point guard duties and averages 3.2 points, 1.8 rebounds and 2.3 assists per game while posting a 3.2-to-1 assist-to-turnover ratio
- Dished out a career-high 10 assists - the most by a Husker since March 1, 2022 - along with three points, four boards and two steals at Maryland
- Had two points, two rebounds and a steal in six minutes off the bench against Rutgers
- Finished with six points on 3-of-4 shooting at No. 20 Purdue
- Returned to action against No. 15 UCLA, scoring two points and an assist in nine minutes vs. UCLA, his first action since Dec. 13
- Had three points, two assists and two rebounds in 17 minutes in the win over Indiana
- Tied for the team high with three assists in 14 minutes at Michigan State
- Reached double figures for the first time as a Husker against North Florida with 10 points, three assists and two steals
- Hit a halfcourt buzzer beater and added two boards and a steal in the win over South Dakota
- Had two points and a steal in 11 minutes against No. 14 Creighton
- Dished out two assists and had three rebounds in 14 minutes against Saint Mary's
- Made a significant impact in NU's win over FDU with eight points, three assists and three boards in 20 minutes off the bench
- Provided a spark with five points, five rebounds and an assist in 17 minutes against Bethune-Cookman
- Sat out the 2023-24 season after spending three seasons at Iowa, helping the Hawkeyes to three-straight NCAA Tournaments
- Started 27 games in 2022-23, averaging 6.1 points, 2.1 assists and 1.6 rebounds per game
- Had a career-high 17 points on 8-of-10 shooting at Michigan State, which was one of five double-figure efforts that season
- Ullis was a two-time East Suburban Catholic Conference (ESCC) Player of the Year and was named to the AP All-State Class 4A First Team as a senior at Marian Catholic
- Averaged 20.3 points, 4.1 rebounds and 2.8 assists per game as a senior and totaled over 1,500 career points to rank second on the school's all-time scoring list
- Led Marian Catholic to its first third-place finish at the Illinois 3A state championship, as well as sectional and super-sectional championships in 2019
- His older brother (Tyler) was a consensus All-American at Kentucky in 2016 and the No. 34 overall pick by the Phoenix Suns in the 2016 NBA Draft

CAREER STATS

| | | | | Field Goals | | 3-Point | | F-Throws | | Rebounds | | | | | | | | Scoring | | | |
|----------------|------|-------|-----------|-------------|------|----------|------|----------|------|----------|-----|-----|-----|-------|-----|----|-----|---------|-----|-----|-----|
| SEASON | TEAM | GP-GS | MIN/AVG | FG-FGA | FG% | 3FG-3FGA | 3FG% | FT-FTA | FT% | OFF | DEF | TOT | AVG | PF-FO | A | TO | BLK | STL | P | TS | AVG |
| 2020-21 | Iowa | 17-0 | 120/7.0 | 5-15 | .333 | 0-3 | .000 | 18-20 | .900 | 6 | 9 | 15 | 0.9 | 8-0 | 20 | 6 | 1 | 1 | 28 | 1.6 | |
| 2021-22 | Iowa | 35-0 | 486/13.9 | 34-100 | .340 | 4-12 | .333 | 38-48 | .792 | 19 | 50 | 69 | 2.0 | 41-0 | 73 | 32 | 0 | 19 | 110 | 3.1 | |
| 2022-23 | Iowa | 32-27 | 722/22.6 | 72-182 | .396 | 22-69 | .319 | 29-41 | .707 | 6 | 44 | 50 | 1.6 | 42-0 | 67 | 35 | 4 | 17 | 195 | 6.1 | |
| 2024-25 | Nebr | 14-0 | 202/14.4 | 18-50 | .360 | 3-17 | .176 | 5-14 | .357 | 8 | 17 | 25 | 1.8 | 18-0 | 29 | 9 | 0 | 10 | 44 | 3.1 | |
| TOTAL FOR Nebr | | 14-0 | 202/14.4 | 18-50 | .360 | 3-17 | .176 | 5-14 | .357 | 8 | 17 | 25 | 1.8 | 18-0 | 29 | 9 | 0 | 10 | 44 | 3.1 | |
| TOTAL | | 98-27 | 1530/15.6 | 129-347 | .372 | 29-101 | .287 | 90-123 | .732 | 39 | 120 | 159 | 1.6 | 109-0 | 189 | 82 | 5 | 47 | 377 | 3.8 | |

MISC. STATS

| Category | 2024-25 | Career* |
|-------------------|---------|---------|
| 10+ Points | 1 | 8 |
| 20+ Points | 0 | 0 |
| 30+ Points | 0 | 0 |
| 40+ Points | 0 | 0 |
| Double-Doubles | 0 | 0 |
| 10+ Rebounds | 0 | 0 |
| 10+ Assists | 1 | 1 |
| Led NU in Scoring | 0 | 0 |
| Led NU in Reb. | 0 | 0 |
| Led NU in Assists | 3 | 3 |

*-Includes Iowa

SEASON/CAREER HIGHS

| | |
|---------------------|---------------------------------|
| Points | |
| Season: | 10, North Florida (12/1/24) |
| College Career: | 17, at Michigan State (1/26/23) |
| Rebounds | |
| Season: | 5, Bethune-Cookman (11/9/24) |
| College Career: | 7, Iowa State (12/8/22) |
| Field Goals | |
| Season: | 4, Two times (last, 12/1/24) |
| College Career: | 8, at Michigan State (1/26/23) |
| 3-Point Field Goals | |
| Season: | 1, Three times (last, 12/13/24) |
| College Career: | 2, Four times (last, 1/29/23) |
| Free Throws | |
| Season: | 3, Bethune-Cookman (11/9/24) |
| College Career: | 7, Two times (last, 1/31/22) |
| Free Throw Attempts | |
| Season: | 4, Bethune-Cookman (11/9/24) |
| College Career: | 8, Two times (last, 1/31/22) |
| Assists | |
| Season: | 10, at Maryland (1/19/25) |
| College Career: | Same |
| Steals | |
| Season: | 2, Two Times (last, 1/19/25) |
| College Career: | 3, Illinois (12/6/21) |
| Blocks | |
| Season: | None |
| College Career: | 1, Five times (last, 2/12/23) |
| Minutes Played | |
| Season: | 27:27, at Maryland (1/19/25) |
| College Career: | 35:46, Iowa State (12/8/22) |

2024-25 GAME BY GAME

| Opponent | Date | GS | MIN | Total | | 3-Pointers | | Free throws | | Rebounds | | | | PF | A | TO | BLK | STL | PTS | AVG |
|----------------------|------------|----|----------|--------|-------|------------|------|-------------|------|----------|-----|-----|-----|----|----|----|-----|-----|-----|-----|
| | | | | FG-FGA | PCT | 3FG-3FGA | PCT | FT-FTA | PCT | OFF | DEF | TOT | AVG | | | | | | | |
| UTRGV | 11/04/2024 | | 10:35 | 0-1 | .000 | 0-1 | .000 | 0-0 | .000 | 1 | 1 | 2 | 2.0 | 1 | 2 | 0 | 0 | 1 | 0 | 0.0 |
| Bethune-Cookman | 11/09/2024 | | 16:41 | 1-5 | .200 | 0-3 | .000 | 3-4 | .750 | 3 | 2 | 5 | 3.5 | 2 | 1 | 0 | 0 | 0 | 5 | 2.5 |
| FDU | 11/13/2024 | | 19:38 | 4-5 | .800 | 0-1 | .000 | 0-1 | .000 | 0 | 3 | 3 | 3.3 | 3 | 3 | 1 | 0 | 1 | 8 | 4.3 |
| vs Saint Mary's (CA) | 11/17/2024 | | 14:17 | 0-5 | .000 | 0-1 | .000 | 0-0 | .000 | 1 | 2 | 3 | 3.3 | 2 | 2 | 1 | 0 | 0 | 0 | 3.3 |
| at Creighton | 11/22/2024 | | 11:08 | 1-3 | .333 | 0-1 | .000 | 0-1 | .000 | 0 | 0 | 0 | 2.6 | 1 | 0 | 1 | 0 | 1 | 2 | 3.0 |
| South Dakota | 11/27/2024 | | 11:24 | 1-4 | .250 | 1-2 | .500 | 0-1 | .000 | 1 | 1 | 2 | 2.5 | 0 | 1 | 2 | 0 | 1 | 3 | 3.0 |
| North Florida | 12/01/2024 | | 22:01 | 4-7 | .571 | 1-2 | .500 | 1-2 | .500 | 0 | 1 | 1 | 2.3 | 1 | 3 | 0 | 0 | 2 | 10 | 4.0 |
| at Michigan St. | 12/07/2024 | | 13:49 | 0-3 | .000 | 0-2 | .000 | 0-0 | .000 | 0 | 1 | 1 | 2.1 | 3 | 3 | 0 | 0 | 0 | 0 | 3.5 |
| Indiana | 12/13/2024 | | 16:41 | 1-4 | .250 | 1-2 | .500 | 0-2 | .000 | 0 | 2 | 2 | 2.1 | 1 | 2 | 1 | 0 | 1 | 3 | 3.4 |
| UCLA | 01/04/2025 | | 09:19 | 1-1 | 1.000 | 0-0 | .000 | 0-0 | .000 | 0 | 0 | 0 | 1.9 | 1 | 1 | 0 | 0 | 0 | 2 | 3.3 |
| at Iowa | 01/07/2025 | | 07:23 | 0-0 | .000 | 0-0 | .000 | 0-0 | .000 | 0 | 0 | 0 | 1.7 | 0 | 1 | 1 | 0 | 0 | 0 | 3.0 |
| at Purdue | 01/12/2025 | | 15:25 | 3-4 | .750 | 0-1 | .000 | 0-0 | .000 | 0 | 0 | 0 | 1.6 | 1 | 0 | 1 | 0 | 0 | 6 | 3.3 |
| Rutgers | 01/16/2025 | | 06:23 | 1-2 | .500 | 0-0 | .000 | 0-1 | .000 | 2 | 0 | 2 | 1.6 | 1 | 0 | 0 | 0 | 1 | 2 | 3.2 |
| at Maryland | 01/19/2025 | | 27:27 | 1-6 | .167 | 0-1 | .000 | 1-2 | .500 | 0 | 4 | 4 | 1.8 | 1 | 10 | 1 | 0 | 2 | 3 | 3.1 |
| Totals | | | 0 202:12 | 18-50 | .360 | 3-17 | .176 | 5-14 | .357 | 8 | 17 | 25 | 1.8 | 18 | 29 | 9 | 0 | 10 | 44 | 3.1 |

Player Averages

| Games Played | Minutes/ game | Points/ game | FG Pct | 3FG Pct | FT Pct | Rebounds/ game | Assists/ game | Turnovers/ game | Assist/Turnover ratio | Steals/ game | Blocks/ game |
|--------------|---------------|--------------|--------|---------|--------|----------------|---------------|-----------------|-----------------------|--------------|--------------|
| 14 | 14.4 | 3.1 | 36.0 | 17.6 | 35.7 | 1.8 | 2.1 | 0.6 | 3.2 | 0.7 | 0.0 |



2024-25 HONORS

- Diamond Head Classic MVP
- Diamond Head Classic All-Tournament Team
- Lute Olson National Player of the Week (12/30/24)
- USBWA National Player of the Week (12/16/24; 12/30/24)
- NCAA.com Player of the Week (12/30/24)
- Big Ten Player of the Week (12/16/24)

MISC. STATS

| Category | 2024-25 | Career* |
|-------------------|---------|---------|
| 10+ Points | 16 | 80 |
| 20+ Points | 8 | 24 |
| 30+ Points | 2 | 5 |
| 40+ Points | 0 | 0 |
| Double-Doubles | 0 | 5 |
| 10+ Rebounds | 0 | 6 |
| 10+ Assists | 0 | 0 |
| Led NU in Scoring | 9 | 15 |
| Led NU in Reb. | 3 | 11 |
| Led NU in Assists | 6 | 18 |

*Includes Charlotte

SEASON/CAREER HIGHS

| | |
|----------------------------|--------------------------------|
| Points | |
| Season: | 32, at Hawai'i (12/23/24) |
| College Career: | 32, Two times (last, 12/23/24) |
| Rebounds | |
| Season: | 7, Two times (last, 12/30/24) |
| College Career: | 13, Rice (2/25/23) |
| Field Goals | |
| Season: | 10, Three times (last, 1/7/25) |
| College Career: | 12, UAB (3/4/23) |
| 3-Point Field Goals | |
| Season: | 4, Three times (last, 1/7/25) |
| College Career: | 4, Six times (last, 1/7/25) |
| Free Throws | |
| Season: | 11, Two times (last, 1/4/25) |
| College Career: | 11, Three times (last, 1/4/25) |
| Free Throw Attempts | |
| Season: | 12, UCLA (1/5/25) |
| College Career: | 14, Louisiana Tech (12/31/22) |
| Assists | |
| Season: | 6, North Florida (12/1/24) |
| College Career: | 9, Purdue (1/9/24) |
| Steals | |
| Season: | 3, Two Times (last, 1/19/25) |
| College Career: | 4, Indiana (1/3/24) |
| Blocks | |
| Season: | 1, Five times (last, 1/19/25) |
| College Career: | 3, Two times (last, 3/20/23) |
| Minutes Played | |
| Season: | 38:31, at Iowa (1/7/25) |
| College Career: | 45:37, UAB (3/4/23) |

BRICE WILLIAMS

SENIOR • GUARD • 6-7 • 214 • HUNTERVILLE, N.C. • CHARLOTTE

- Two-time National Player of the Week who averages 18.6 points, 3.7 rebounds and 2.6 assists per game
- Three-level scorer who is a career 39 percent shooter from 3-point range and has the ability to guard multiple positions
- Totaled 16 points, four boards, three assists and a season-high three steals at Maryland
- Posted his eighth 20-point game of the season vs. Rutgers with 21 points, four rebounds and three assists
- Led NU with 28 points, including a buzzer-beating 3-pointer to send the game to OT, and four rebounds at Iowa
- Helped NU to a win over No. 15 UCLA with 16 points, including 11-of-12 from the line, and six rebounds
- Named MVP of the Diamond Head Classic, as he had 25 points, seven rebounds, four assists and two steals vs. Oregon State
- Matched his career high in both points (32) and 3-pointers (four) and added three assists in the win at Hawai'i, finished with 21 second-half points
- Posted his first 30-point game as a Husker, going 10-of-15 from the field and adding six rebounds and five boards in the win over Indiana as he was named one of five USBWA National Players of the Week and Big Ten Player of the Week
- Had 17 points and a season-high six assists in the win over North Florida
- Finished with 21 points, including four 3-pointers, and also enjoyed season highs in assists (four) and steals (three) vs. South Dakota
- Tied for team-high honors in the win over No. 14 Creighton with 16 points, including 8-of-8 from the foul line
- Finished with 28 points on 8-of-11 shooting from the floor and 11-of-11 from the line vs. Saint Mary's
- Opened the season with a 27-point effort against UTRGV, including 10-of-11 from the line, as he had 19 first-half points
- Averaged 13.7 points, 5.5 rebounds and 2.5 assists per game in 2023-24, as he started all 34 contests
- Averaged 23.3 ppg on 50 percent shooting, including 47 percent from 3-point range, in Nebraska's three postseason games
- Was in double figures a team-high 25 times, including a season-high 25-point effort in the win over Oregon State
- Returned from a knee injury to earn second-team All-Conference USA honors in 2022-23, averaging 13.8 points and 5.8 rebounds per game while shooting almost 40 percent from 3-point range
- MVP of the 2023 College Basketball Invitational, averaging 16.3 points, 7.8 rebounds and 3.0 assists per game and a pair of double-doubles
- Graduated from Charlotte with a degree in mass communications in July of 2023 and is in NU's graduate program
- His late father (Henry) is Charlotte's all-time leading scorer with 2,383 points and was a second-round pick of the San Antonio Spurs in 1992 before playing in Europe for a decade

CAREER STATS

| | | | | Field Goals | | 3-Point | | F-Throws | | Rebounds | | | | Scoring | | | | | | |
|----------------|------|--------|-----------|-------------|------|----------|------|----------|------|----------|-----|-----|-----|---------|-----|-----|-----|-----|------|------|
| SEASON | TEAM | GP-GS | MIN/AVG | FG-FGA | FG% | 3FG-3FGA | 3FG% | FT-FTA | FT% | OFF | DEF | TOT | AVG | PF-FO | A | TO | BLK | STL | PTS | AVG |
| 2019-20 | CLT | 27-0 | 244/9.0 | 23-62 | .371 | 9-30 | .300 | 8-12 | .667 | 5 | 35 | 40 | 1.5 | 18-0 | 4 | 11 | 7 | 6 | 63 | 2.3 |
| 2020-21 | CLT | 25-14 | 738/29.5 | 86-182 | .473 | 31-72 | .431 | 40-57 | .702 | 20 | 79 | 99 | 4.0 | 54-0 | 25 | 27 | 11 | 19 | 243 | 9.7 |
| 2022-23 | CLT | 36-13 | 976/27.1 | 170-355 | .479 | 58-146 | .397 | 97-115 | .843 | 28 | 162 | 190 | 5.3 | 48-1 | 43 | 46 | 13 | 20 | 495 | 13.8 |
| 2023-24 | Nebr | 34-34 | 1011/29.7 | 143-322 | .444 | 50-129 | .388 | 119-141 | .844 | 30 | 156 | 186 | 5.5 | 87-3 | 84 | 61 | 21 | 37 | 455 | 13.4 |
| 2024-25 | Nebr | 18-18 | 559/31.0 | 104-216 | .481 | 28-73 | .384 | 99-108 | .917 | 9 | 58 | 67 | 3.7 | 30-0 | 46 | 44 | 5 | 22 | 335 | 18.6 |
| TOTAL FOR Nebr | | 52-52 | 1569/30.2 | 247-538 | .459 | 78-202 | .386 | 218-249 | .876 | 39 | 214 | 253 | 4.9 | 117-3 | 130 | 105 | 26 | 59 | 790 | 15.2 |
| TOTAL | | 140-79 | 3528/25.2 | 526-1137 | .463 | 176-450 | .391 | 363-433 | .838 | 92 | 490 | 582 | 4.2 | 237-4 | 202 | 189 | 57 | 104 | 1591 | 11.4 |

2024-25 GAME BY GAME

| Opponent | Date | GS | MIN | Total | | 3-Pointers | | Free throws | | Rebounds | | | | PF | A | TO | BLK | STL | PTS | AVG | |
|----------------------|------------|----|-------|--------|---------|------------|-------|-------------|--------|----------|-----|-----|-----|-----|----|----|-----|-----|------|------|------|
| | | | | FG-FGA | PCT | 3FG-3FGA | PCT | FT-FTA | PCT | OFF | DEF | TOT | AVG | | | | | | | | |
| UTRGV | 11/04/2024 | * | 27:47 | 8-18 | .444 | 1-6 | .167 | 10-11 | .909 | 1 | 4 | 5 | 5.0 | 0 | 0 | 2 | 0 | 27 | 27.0 | | |
| Bethune-Cookman | 11/09/2024 | * | 25:54 | 2-6 | .333 | 2-4 | .500 | 4-5 | .800 | 1 | 2 | 3 | 4.0 | 3 | 2 | 6 | 0 | 1 | 10 | 18.5 | |
| FDU | 11/13/2024 | * | 26:09 | 2-9 | .222 | 0-2 | .000 | 6-7 | .857 | 3 | 3 | 6 | 4.7 | 2 | 1 | 0 | 1 | 10 | 15.7 | | |
| vs Saint Mary's (CA) | 11/17/2024 | * | 26:43 | 8-12 | .667 | 1-2 | .500 | 11-11 | 1.000 | 0 | 3 | 3 | 4.3 | 4 | 1 | 2 | 1 | 0 | 28 | 18.8 | |
| at Creighton | 11/22/2024 | * | 31:25 | 4-12 | .333 | 0-1 | .000 | 8-8 | 1.000 | 0 | 2 | 2 | 3.8 | 1 | 0 | 1 | 0 | 1 | 16 | 18.2 | |
| South Dakota | 11/27/2024 | * | 27:14 | 7-11 | .636 | 4-6 | .667 | 3-4 | .750 | 0 | 0 | 0 | 3.2 | 4 | 4 | 2 | 0 | 3 | 21 | 18.7 | |
| North Florida | 12/01/2024 | * | 31:01 | 6-11 | .545 | 2-5 | .400 | 3-3 | 1.000 | 0 | 1 | 1 | 2.9 | 1 | 6 | 1 | 0 | 0 | 17 | 18.4 | |
| at Michigan St. | 12/07/2024 | * | 33:36 | 3-7 | .429 | 1-3 | .333 | 4-4 | 1.000 | 0 | 0 | 0 | 2.5 | 1 | 0 | 2 | 0 | 1 | 11 | 17.5 | |
| Indiana | 12/13/2024 | * | 34:25 | 10-15 | .667 | 2-3 | .667 | 8-11 | .727 | 0 | 6 | 6 | 2.9 | 1 | 5 | 2 | 0 | 1 | 30 | 18.9 | |
| vs Murray St. | 12/22/2024 | * | 29:31 | 4-10 | .400 | 1-3 | .333 | 0-0 | .000 | 0 | 2 | 2 | 2.8 | 2 | 2 | 2 | 1 | 2 | 9 | 17.9 | |
| at Hawaii | 12/23/2024 | * | 33:33 | 10-18 | .556 | 4-5 | .800 | 8-8 | 1.000 | 0 | 2 | 2 | 2.7 | 1 | 3 | 2 | 0 | 2 | 32 | 19.2 | |
| vs Oregon St. | 12/25/2024 | * | 32:29 | 9-13 | .692 | 1-4 | .250 | 6-6 | 1.000 | 0 | 7 | 7 | 3.1 | 1 | 4 | 3 | 0 | 2 | 25 | 19.7 | |
| Southern U. | 12/30/2024 | * | 29:45 | 3-5 | .600 | 1-3 | .333 | 4-5 | .800 | 1 | 6 | 7 | 3.4 | 2 | 4 | 5 | 0 | 1 | 11 | 19.0 | |
| UCLA | 01/04/2025 | * | 33:24 | 2-12 | .167 | 1-5 | .200 | 11-12 | .917 | 0 | 6 | 6 | 3.6 | 1 | 2 | 3 | 0 | 1 | 16 | 18.8 | |
| at Iowa | 01/07/2025 | * | 38:31 | 10-20 | .500 | 4-9 | .444 | 4-4 | 1.000 | 0 | 4 | 4 | 3.6 | 3 | 2 | 3 | 0 | 2 | 28 | 19.4 | |
| at Purdue | 01/12/2025 | * | 29:03 | 2-8 | .250 | 0-2 | .000 | 5-5 | 1.000 | 1 | 4 | 5 | 3.7 | 0 | 4 | 4 | 0 | 1 | 9 | 18.8 | |
| Rutgers | 01/16/2025 | * | 35:22 | 8-15 | .533 | 3-7 | .429 | 2-2 | 1.000 | 1 | 3 | 4 | 3.7 | 1 | 3 | 2 | 1 | 0 | 21 | 18.9 | |
| at Maryland | 01/19/2025 | * | 32:46 | 6-14 | .429 | 0-3 | .000 | 2-2 | 1.000 | 1 | 3 | 4 | 3.7 | 2 | 3 | 2 | 1 | 3 | 14 | 18.6 | |
| Totals | | | 18 | 558:38 | 104-216 | .481 | 28-73 | .384 | 99-108 | .917 | 9 | 58 | 67 | 3.7 | 30 | 46 | 44 | 5 | 22 | 335 | 18.6 |

Player Averages

| Games Played | Minutes/game | Points/game | FG Pct | 3FG Pct | FT Pct | Rebounds/game | Assists/game | Turnovers/game | Assist/Turnover ratio | Steals/game | Blocks/game |
|--------------|--------------|-------------|--------|---------|--------|---------------|--------------|----------------|-----------------------|-------------|-------------|
| 18 | 31.0 | 18.6 | 48.1 | 38.4 | 91.7 | 3.7 | 2.6 | 2.4 | 1.0 | 1.2 | 0.3 |



2024-25 HONORS

MISC. STATS

| Category | 2024-25 | Career* |
|-------------------|---------|---------|
| 10+ Points | 10 | 46 |
| 20+ Points | 2 | 5 |
| 30+ Points | 0 | 0 |
| 40+ Points | 0 | 0 |
| Double-Doubles | 1 | 9 |
| 10+ Rebounds | 1 | 11 |
| 10+ Assists | 0 | 0 |
| Led NU in Scoring | 3 | 10 |
| Led NU in Reb. | 4 | 14 |
| Led NU in Assists | 2 | 2 |

*Includes Alabama

SEASON/CAREER HIGHS

| | | |
|----------------------------|------------------------------------|--|
| Points | | |
| Season: | 21, at Hawai'i (12/23/24) | |
| College Career: | 22, Minnesota (2/25/24) | |
| Rebounds | | |
| Season: | 13, at Iowa (1/7/25) | |
| College Career: | 18, at Kansas State (12/17/23) | |
| Field Goals | | |
| Season: | 8, at Hawai'i (12/23/24) | |
| College Career: | 8, Three times (last, 12/23/24) | |
| 3-Point Field Goals | | |
| Season: | 3, Three Times (last, 1/4/25) | |
| College Career: | 4, Minnesota (2/25/24) | |
| Free Throws | | |
| Season: | 7, Two times (last, 12/25/24) | |
| College Career: | Same | |
| Free Throw Attempts | | |
| Season: | 10 vs. Oregon State (12/25/24) | |
| College Career: | Same | |
| Assists | | |
| Season: | 5, FDU (11/13/24) | |
| College Career: | Same | |
| Steals | | |
| Season: | 5, Bethune-Cookman (11/9/24) | |
| College Career: | Same | |
| Blocks | | |
| Season: | 2, Three times (last, 12/23/24) | |
| College Career: | 4, South Carolina State (12/29/23) | |
| Minutes Played | | |
| Season: | 36:17, at Iowa (1/7/25) | |
| College Career: | 36:27, Iowa (12/29/22) | |

JUWAN GARY

SENIOR • GUARD/FORWARD • 6-6 • 226 • COLUMBIA, S.C. • ALABAMA

- Third-year starter who can play the frontcourt or on the wing and is one of the best defenders in the Big Ten
- Has started all 16 games, averaging 11.1 points, 4.6 rebounds and 1.3 steals per game
- Led NU with seven rebounds and had six points and a blocked shot at Maryland
- Recorded his second 20-point game against Rutgers with 21 points, seven rebounds and two steals in 34 minutes
- Collected his first double-double of the season at Iowa with 13 points and 13 rebounds, including eight offensive boards
- Had 10 points, four rebounds, two steals and a blocked shot in the win over No. 15 UCLA
- Totaled 14 points and two steals in the win over Oregon State in the Diamond Head Classic title game
- Scored a season-high 21-point effort at Hawai'i, going 8-of-10 from the field, including 3-of-4 from 3-point range
- Had nine points, three boards and an assist vs. Murray State, finishing with a +21 in 23 minutes
- Totaled 14 points, including a pair of 3-pointers, and five rebounds in the win over Indiana
- Was solid in the win over North Florida with 18 points, five rebounds and two blocked shots in 23 minutes
- Sparked NU's effort against No. 14 Creighton with 16 points, seven rebounds and a pair of steals while limiting Creighton to 32 percent shooting
- Led NU with 19 points and a career-high five assists in the win over FDU, including a 7-of-8 effort from the foul line
- Nearly posted a double-double with 11 points, nine rebounds and a career-high five steals in the win over Bethune-Cookman
- Started 20 games in 2023-24 and averaged 11.6 points and 6.1 rebounds per game while leading NU in steals and blocks per game
- Reached double figures 16 times in 2023-24, including three 20-point games, and had five double-doubles
- Posted a career high with 22 points, including 4-of-7 from 3-point range, along with eight boards in the win over Minnesota
- Starting forward who played in 17 games before suffering a season-ending left shoulder injury on Jan. 10, 2023
- Played in 29 games at Alabama in 2021-22, averaging 6.5 points per game on 51 percent shooting and 3.4 rebounds per game
- Helped Alabama to an SEC title and an NCAA Sweet 16 berth in 2020-21, playing in 30 games, including two starts, as Alabama went 26-7
- Suffered a torn right ACL in October of 2019 and missed the entire season
- Ranked No. 64 overall by ESPN and was No. 82 in the RSCI Composite after averaging 25 points, seven rebounds and two blocks per game for Liberty Heights Charter School

CAREER STATS

| | | | | Field Goals | | 3-Point | | F-Throws | | Rebounds | | | | | | | | | | Scoring | |
|----------------|------|--------|-----------|-------------|------|----------|------|----------|------|----------|-----|-----|-----|-------|----|----|-----|-----|------|---------|--|
| SEASON | TEAM | GP-GS | MIN/AVG | FG-FGA | FG% | 3FG-3FGA | 3FG% | FT-FTA | FT% | OFF | DEF | TOT | AVG | PF-FO | A | TO | BLK | STL | PTS | AVG | |
| 2020-21 | UA | 30-2 | 284/9.5 | 48-89 | .539 | 1-9 | .111 | 18-34 | .529 | 40 | 45 | 85 | 2.8 | 40-1 | 5 | 13 | 12 | 14 | 115 | 3.8 | |
| 2021-22 | UA | 29-16 | 450/15.5 | 73-142 | .514 | 9-41 | .220 | 33-54 | .611 | 49 | 50 | 99 | 3.4 | 61-1 | 9 | 18 | 16 | 17 | 188 | 6.5 | |
| 2022-23 | Nebr | 17-17 | 502/29.6 | 64-147 | .435 | 15-57 | .263 | 18-29 | .621 | 35 | 75 | 110 | 6.5 | 32-0 | 14 | 15 | 9 | 24 | 161 | 9.5 | |
| 2023-24 | Nebr | 28-20 | 757/27.0 | 122-245 | .498 | 26-85 | .306 | 55-81 | .679 | 62 | 108 | 170 | 6.1 | 61-2 | 35 | 20 | 21 | 31 | 325 | 11.6 | |
| 2024-25 | Nebr | 18-18 | 498/27.7 | 71-173 | .410 | 19-64 | .297 | 50-66 | .758 | 26 | 56 | 82 | 4.6 | 38-0 | 16 | 22 | 10 | 23 | 211 | 11.7 | |
| TOTAL FOR Nebr | | 63-55 | 1758/27.9 | 257-565 | .455 | 60-206 | .291 | 123-176 | .699 | 123 | 239 | 362 | 5.7 | 131-2 | 65 | 57 | 40 | 78 | 697 | 11.1 | |
| TOTAL | | 122-73 | 2492/20.4 | 378-796 | .475 | 70-256 | .273 | 174-264 | .659 | 212 | 334 | 546 | 4.5 | 232-4 | 79 | 88 | 68 | 109 | 1000 | 8.2 | |

2024-25 GAME BY GAME

| Opponent | Date | GS | MIN | Total | | 3-Pointers | | Free throws | | Rebounds | | | | PF | A | TO | BLK | STL | PTS | AVG |
|----------------------|------------|----|-----------|--------|------|------------|------|-------------|-------|----------|-----|-----|-----|----|----|----|-----|-----|-----|------|
| | | | | FG-FGA | PCT | 3FG-3FGA | PCT | FT-FTA | PCT | OFF | DEF | TOT | AVG | | | | | | | |
| UTRGV | 11/04/2024 | * | 25:22 | 2-8 | .250 | 1-4 | .250 | 4-4 | 1.000 | 2 | 2 | 4 | 4.0 | 2 | 0 | 2 | 0 | 1 | 9 | 9.0 |
| Bethune-Cookman | 11/09/2024 | * | 31:19 | 4-10 | .400 | 0-1 | .000 | 3-4 | .750 | 2 | 7 | 9 | 6.5 | 0 | 1 | 1 | 0 | 5 | 11 | 10.0 |
| FDU | 11/13/2024 | * | 29:37 | 5-9 | .556 | 2-5 | .400 | 7-8 | .875 | 0 | 2 | 2 | 5.0 | 0 | 5 | 1 | 2 | 2 | 19 | 13.0 |
| vs Saint Mary's (CA) | 11/17/2024 | * | 26:58 | 1-5 | .200 | 0-2 | .000 | 1-2 | .500 | 2 | 2 | 4 | 4.8 | 3 | 2 | 2 | 0 | 2 | 3 | 10.5 |
| at Creighton | 11/22/2024 | * | 33:43 | 6-13 | .462 | 2-5 | .400 | 2-2 | 1.000 | 2 | 5 | 7 | 5.2 | 3 | 1 | 0 | 0 | 2 | 16 | 11.6 |
| South Dakota | 11/27/2024 | * | 02:22 | 0-1 | .000 | 0-1 | .000 | 0-0 | .000 | 0 | 1 | 1 | 4.5 | 0 | 0 | 0 | 0 | 0 | 0 | 9.7 |
| North Florida | 12/01/2024 | * | 23:14 | 7-12 | .583 | 1-4 | .250 | 3-4 | .750 | 1 | 4 | 5 | 4.6 | 1 | 0 | 0 | 2 | 0 | 18 | 10.9 |
| at Michigan St. | 12/07/2024 | * | 28:46 | 4-11 | .364 | 1-5 | .200 | 0-2 | .000 | 0 | 3 | 3 | 4.4 | 1 | 0 | 3 | 0 | 0 | 9 | 10.6 |
| Indiana | 12/13/2024 | * | 31:50 | 5-10 | .500 | 2-4 | .500 | 2-3 | .667 | 1 | 4 | 5 | 4.4 | 4 | 1 | 2 | 0 | 0 | 14 | 11.0 |
| vs Murray St. | 12/22/2024 | * | 22:45 | 2-8 | .250 | 0-0 | .000 | 5-5 | 1.000 | 0 | 3 | 3 | 4.3 | 4 | 1 | 0 | 1 | 0 | 9 | 10.8 |
| at Hawaii | 12/23/2024 | * | 31:01 | 8-10 | .800 | 3-4 | .750 | 2-2 | 1.000 | 1 | 3 | 4 | 4.3 | 4 | 0 | 3 | 2 | 1 | 21 | 11.7 |
| vs Oregon St. | 12/25/2024 | * | 26:24 | 3-8 | .375 | 1-4 | .250 | 7-10 | .700 | 1 | 0 | 1 | 4.0 | 2 | 0 | 1 | 0 | 2 | 14 | 11.9 |
| Southern U. | 12/30/2024 | * | 22:51 | 3-8 | .375 | 1-4 | .250 | 2-4 | .500 | 0 | 2 | 2 | 3.8 | 3 | 3 | 0 | 0 | 1 | 9 | 11.7 |
| UCLA | 01/04/2025 | * | 28:04 | 3-7 | .429 | 3-5 | .600 | 1-2 | .500 | 1 | 3 | 4 | 3.9 | 2 | 0 | 1 | 1 | 2 | 10 | 11.6 |
| at Iowa | 01/07/2025 | * | 36:17 | 5-21 | .238 | 0-3 | .000 | 3-4 | .750 | 8 | 5 | 13 | 4.5 | 4 | 1 | 2 | 1 | 2 | 13 | 11.7 |
| at Purdue | 01/12/2025 | * | 28:48 | 4-10 | .400 | 0-5 | .000 | 2-2 | 1.000 | 1 | 0 | 1 | 4.3 | 2 | 0 | 2 | 0 | 0 | 10 | 11.6 |
| Rutgers | 01/16/2025 | * | 33:54 | 6-13 | .462 | 2-6 | .333 | 6-8 | .750 | 2 | 5 | 7 | 4.4 | 1 | 1 | 0 | 0 | 2 | 20 | 12.1 |
| at Maryland | 01/19/2025 | * | 34:58 | 3-9 | .333 | 0-2 | .000 | 0-0 | .000 | 2 | 5 | 7 | 4.6 | 2 | 0 | 2 | 1 | 1 | 6 | 11.7 |
| Totals | | | 18 498:14 | 71-173 | .410 | 19-64 | .297 | 50-66 | .758 | 26 | 56 | 82 | 4.6 | 38 | 16 | 22 | 10 | 23 | 211 | 11.7 |

Player Averages

| Games Played | Minutes/ game | Points/ game | FG Pct | 3FG Pct | FT Pct | Rebounds/ game | Assists/ game | Turnovers/ game | Assist/Turnover ratio | Steals/ game | Blocks/ game |
|--------------|---------------|--------------|--------|---------|--------|----------------|---------------|-----------------|-----------------------|--------------|--------------|
| 18 | 27.7 | 11.7 | 41.0 | 29.7 | 75.8 | 4.6 | 0.9 | 1.2 | 0.7 | 1.3 | 0.6 |



BRADEN FRAGER

FRESHMAN • FORWARD • 6-7 • 220 • LINCOLN, NEB. • SOUTHWEST HIGH SCHOOL

- True freshman who was a three-year performer at Lincoln Southwest High School before reclassifying to the class of 2024
- Three-star recruit by On3, 247Sports and Rivals, Frager was ranked among the top-200 players in the country before he reclassified
- Two-time honorable-mention all-state performer by the Lincoln Journal Star who averaged 18.3 ppg, 7.0 rpg, 1.2 apg and 1.2 spg in 2023-24
- Totaled 20+ points in six of his final eight games, including a school-record 39-point performance at Kearney
- Played for the ETG Midwest AAU program for Coach Ryan Reeder, averaging 15.0 ppg during his final season of AAU basketball
- Selected Nebraska over Creighton and Iowa State

2024-25 HONORS

CAREER STATS

MISC. STATS

| Category | 2024-25 | Career* |
|-------------------|---------|---------|
| 10+ Points | 0 | 0 |
| 20+ Points | 0 | 0 |
| 30+ Points | 0 | 0 |
| 40+ Points | 0 | 0 |
| Double-Doubles | 0 | 0 |
| 10+ Rebounds | 0 | 0 |
| 10+ Assists | 0 | 0 |
| Led NU in Scoring | 0 | 0 |
| Led NU in Reb. | 0 | 0 |
| Led NU in Assists | 0 | 0 |

2024-25 GAME BY GAME

SEASON/CAREER HIGHS

Points

Season:

College Career:

Rebounds

Season:

College Career:

Field Goals

Season:

College Career:

3-Point Field Goals

Season:

College Career:

Free Throws

Season:

College Career:

Free Throw Attempts

Season:

College Career:

Assists

Season:

College Career:

Steals

Season:

College Career:

Blocks

Season:

College Career:

Minutes Played

Season:

College Career:



2024-25 HONORS

JEFFREY GRACE III

JUNIOR • GUARD • 6-3 • 200 • ELMHURST, ILL. • ARIZONA STATE

- A two-year letterwinner who walked on to the program after beginning his career at Arizona State
- Has appeared in eight games, totaling five points, three rebounds and a steal in eight minutes
- Had a steal in 1:18 of action at No. 20 Purdue
- Had a basket and a rebound in two minutes vs. North Florida
- Grabbed a rebound in limited time against South Dakota
- Made his 2024-25 debut against FDU, hitting a 3-point play and grabbing an offensive board in 1:40 of action
- Played in 16 games in 2023-24, including all three of NU's postseason games, and had six points and three rebounds in 23 minutes
- Played in 11 games as a redshirt freshman, totaling four points and three rebounds
- Was an Academic All-Big Ten pick and Big Ten Distinguished Scholar in 2023-24 (3.70 GPA for the year)
- Was one of 20 Husker student-athletes across sports to attend No Filter Life Skills trip to Ecuador in August of 2024
- A two-time West Suburban Conference selection at York (Ill.) High School, averaging 11.0 ppg, 5.0 rpg and 3.0 apg during his senior season
- Played his AAU basketball with Breakaway Basketball, where he was a club teammate of Sam Hoiberg for several years

MISC. STATS

| Category | 2024-25 | Career |
|-------------------|---------|--------|
| 10+ Points | 0 | 0 |
| 20+ Points | 0 | 0 |
| 30+ Points | 0 | 0 |
| 40+ Points | 0 | 0 |
| Double-Doubles | 0 | 0 |
| 10+ Rebounds | 0 | 0 |
| 10+ Assists | 0 | 0 |
| Led NU in Scoring | 0 | 0 |
| Led NU in Reb. | 0 | 0 |
| Led NU in Assists | 0 | 0 |

SEASON/CAREER HIGHS

| | |
|---------------------|--------------------------------|
| Points | |
| Season: | 3, FDU (11/13/24) |
| College Career: | Same |
| Rebounds | |
| Season: | 1, Three times (last, 12/1/24) |
| College Career: | 1, Nine times (last, 12/1/24) |
| Field Goals | |
| Season: | 1, Two times (last, 12/1/24) |
| College Career: | 1, Five times (last, 12/1/24) |
| 3-Point Field Goals | |
| Season: | |
| College Career: | None |
| Free Throws | |
| Season: | 1, FDU (11/13/24) |
| College Career: | 2, Two times (last, 12/29/23) |
| Free Throw Attempts | |
| Season: | 1, FDU (11/13/24) |
| College Career: | 2, Four times (last, 3/10/24) |
| Assists | |
| Season: | |
| College Career: | 1, Three times (last, 11/6/23) |
| Steals | |
| Season: | 1, at Purdue (1/12/25) |
| College Career: | 1, Two times (last, 1/12/25) |
| Blocks | |
| Season: | |
| College Career: | None |
| Minutes Played | |
| Season: | 2:03, North Florida (12/1/24) |
| College Career: | 4:00, Lindenwood (11/6/23) |

CAREER STATS

| | | Field Goals | | | | 3-Point | | F-Throws | | Rebounds | | | Scoring | | | | | | | |
|---------|------|-------------|---------|--------|------|----------|------|----------|-------|----------|-----|-----|---------|-------|---|----|-----|-----|-----|-----|
| SEASON | TEAM | GP-GS | MIN/AVG | FG-FGA | FG% | 3FG-3FGA | 3FG% | FT-FTA | FT% | OFF | DEF | TOT | AVG | PF-FO | A | TO | BLK | STL | PTS | AVG |
| 2022-23 | Nebr | 11-0 | 12/1.1 | 1-2 | .500 | 0-1 | .000 | 2-4 | .500 | 2 | 1 | 3 | 0.3 | 0-0 | 1 | 2 | 0 | 1 | 4 | 0.4 |
| 2023-24 | Nebr | 16-0 | 23/1.4 | 2-4 | .500 | 0-1 | .000 | 2-5 | .400 | 2 | 1 | 3 | 0.2 | 2-0 | 2 | 1 | 0 | 0 | 6 | 0.4 |
| 2024-25 | Nebr | 8-0 | 8/1.1 | 2-4 | .500 | 0-0 | .000 | 1-1 | 1.000 | 2 | 1 | 3 | 0.4 | 1-0 | 0 | 0 | 0 | 1 | 5 | 0.6 |
| TOTAL | | 35-0 | 43/1.2 | 5-10 | .500 | 0-2 | .000 | 5-10 | .500 | 6 | 3 | 9 | 0.3 | 3-0 | 3 | 3 | 0 | 2 | 15 | 0.4 |

2024-25 GAME BY GAME

| | | | Total | | 3-Pointers | | Free throws | | Rebounds | | | | | | | | | | | |
|---------------|------------|----|-------|--------|------------|----------|-------------|--------|----------|-----|-----|-----|-----|----|---|----|-----|-----|-----|-----|
| Opponent | Date | GS | MIN | FG-FGA | PCT | 3FG-3FGA | PCT | FT-FTA | PCT | OFF | DEF | TOT | AVG | PF | A | TO | BLK | STL | PTS | AVG |
| FDU | 11/13/2024 | | 01:40 | 1-2 | .500 | 0-0 | .000 | 1-1 | 1.000 | 1 | 0 | 1 | 1.0 | 0 | 0 | 0 | 0 | 0 | 3 | 3.0 |
| South Dakota | 11/27/2024 | | 00:56 | 0-0 | .000 | 0-0 | .000 | 0-0 | .000 | 1 | 0 | 1 | 1.0 | 0 | 0 | 0 | 0 | 0 | 0 | 1.5 |
| North Florida | 12/01/2024 | | 02:03 | 1-2 | .500 | 0-0 | .000 | 0-0 | .000 | 0 | 1 | 1 | 1.0 | 0 | 0 | 0 | 0 | 0 | 2 | 1.7 |
| vs Oregon St. | 12/25/2024 | | 00:09 | 0-0 | .000 | 0-0 | .000 | 0-0 | .000 | 0 | 0 | 0 | 0.8 | 0 | 0 | 0 | 0 | 0 | 0 | 1.3 |
| Southern U. | 12/30/2024 | | 02:00 | 0-0 | .000 | 0-0 | .000 | 0-0 | .000 | 0 | 0 | 0 | 0.6 | 0 | 0 | 0 | 0 | 0 | 0 | 1.0 |
| at Iowa | 01/07/2025 | | 00:12 | 0-0 | .000 | 0-0 | .000 | 0-0 | .000 | 0 | 0 | 0 | 0.5 | 1 | 0 | 0 | 0 | 0 | 0 | 0.8 |
| at Purdue | 01/12/2025 | | 01:18 | 0-0 | .000 | 0-0 | .000 | 0-0 | .000 | 0 | 0 | 0 | 0.4 | 0 | 0 | 0 | 0 | 1 | 0 | 0.7 |
| Rutgers | 01/16/2025 | | 00:10 | 0-0 | .000 | 0-0 | .000 | 0-0 | .000 | 0 | 0 | 0 | 0.4 | 0 | 0 | 0 | 0 | 0 | 0 | 0.6 |
| Totals | | 0 | 08:29 | 2-4 | .500 | 0-0 | .000 | 1-1 | 1.000 | 2 | 1 | 3 | 0.4 | 1 | 0 | 0 | 0 | 1 | 5 | 0.6 |

Player Averages

| Games Played | Minutes/ game | Points/ game | FG Pct | 3FG Pct | FT Pct | Rebounds/ game | Assists/ game | Turnovers/ game | Assist/Turnover ratio | Steals/ game | Blocks/ game |
|--------------|---------------|--------------|--------|---------|--------|----------------|---------------|-----------------|-----------------------|--------------|--------------|
| 8 | 1.1 | 0.6 | 50.0 | 0.0 | 100.0 | 0.4 | 0.0 | 0.0 | 0.0 | 0.1 | 0.0 |



2024-25 HONORS

- Diamond Head Classic All-Tournament Team

MISC. STATS

| Category | 2024-25 | Career* |
|-------------------|---------|---------|
| 10+ Points | 4 | 6 |
| 20+ Points | 0 | 0 |
| 30+ Points | 0 | 0 |
| 40+ Points | 0 | 0 |
| Double-Doubles | 0 | 0 |
| 10+ Rebounds | 0 | 0 |
| 10+ Assists | 0 | 0 |
| Led NU in Scoring | 0 | 0 |
| Led NU in Reb. | 5 | 5 |
| Led NU in Assists | 0 | 0 |

*-includes UCLA

SEASON/CAREER HIGHS

| | |
|----------------------------|------------------------------------|
| Points | |
| Season: | 16, vs. Oregon State (12/25/24) |
| College Career: | Same |
| Rebounds | |
| Season: | 9, Four times (last, 12/30/24) |
| College Career: | Same |
| Field Goals | |
| Season: | 6, vs. Oregon State (12/25/24) |
| College Career: | Same |
| 3-Point Field Goals | |
| Season: | 3, vs. Oregon State (12/25/24) |
| College Career: | Same |
| Free Throws | |
| Season: | 5, vs. Saint Mary's (11/17/24) |
| College Career: | 5, Two times (last, 11/17/24) |
| Free Throw Attempts | |
| Season: | 6, vs. Saint Mary's (11/17/24) |
| College Career: | 9, Chaminade (11/21/23) |
| Assists | |
| Season: | 3, Three times (last, 12/13/24) |
| College Career: | 3, Two times (last, 11/13/24) |
| Steals | |
| Season: | 4, at Purdue (1/12/24) |
| College Career: | Same |
| Blocks | |
| Season: | 3, vs. Saint Mary's (11/17/24) |
| College Career: | Same |
| Minutes Played | |
| Season: | 29:47, vs. Oregon State (12/25/24) |
| College Career: | 32:21, Washington (1/14/24) |

BERKE BÜYÜKTÜNEL

SOPHOMORE • FORWARD • 6-10 • 240 • BURSA, TÜRKİYE • UCLA

- UCLA transfer who can play a number of spots in the frontcourt with his skillset and playmaking ability
- Averages 7.2 points, 5.9 rebounds and 1.2 steals per game while shooting 47 percent from the field
- Had eight points, including 2-of-2 from 3-point range and four rebounds before fouling out at Maryland
- Finished with eight points, including a pair of 3-pointers, three rebounds and a career-high four steals at No. 20 Purdue
- Totaled eight points, three boards, two blocks and two steals in the overtime loss at Iowa
- Matched his career high with nine rebounds in the win over No. 15 UCLA
- Tied his career high with nine rebounds and had six points and two boards in 30 minutes vs. Southern
- Earned a spot on the Diamond Head Classic All-Tournament team with a career-high 16 points on 6-of-8 shooting, including 3-of-4 from 3-point range, vs. Oregon State
- Matched career highs in both rebounds (nine) and steals (three) in 28 minutes against Hawai'i
- Finished with six points and a season-high nine rebounds in the win over Murray State
- Nearly recorded a double-double at No. 14 Creighton with 12 points and nine boards, along with two assists and two steals in NU's 74-63 win
- Recorded a career-high 15 points on 5-of-7 shooting from the field while adding personal bests in blocks (three) and steals (three) vs. Saint Mary's
- Was the first Husker to have at least 15 points, three blocks and three steals in a game since Aleks Maric in 2007
- Enjoyed one of the best games of his career against FDU with 12 points and tied career highs in both rebounds (seven) and assists (three)
- Played in 26 games, including eight starts, at UCLA in 2023-24, averaging 4.9 ppg and 2.7 rpg with two double-figure games
- Rated the No. 36 player in the class of 2023 by 24/7 Sports, while he was rated by ESPN.com as the No. 2 international player to enter college basketball in 2023-24
- Made his Turkish senior national team debut at age 18 at the 2023 World Cup qualifier and has played at several levels for the national program
- Played for Türkiye at the U20 European Championships, averaging 12.0 points and a team-high 7.7 rebounds while shooting 51 percent from the field and 54 percent from 3-point range
- Led Türkiye to a third-place finish at the FIBA U19 World Cup, including an 84-70 win over the United States in the third-place game and was named to the "All-Star Five" at the event, as he averaged 11.4 points, 8.3 rebounds and 3.7 assists per game in seven games

CAREER STATS

BUYUKTUNCEL, Berke

| | | Field Goals | | | | 3-Point | | F-Throws | | Rebounds | | | | Scoring | | | | | | | |
|----------------|------|-------------|----------|--------|------|----------|------|----------|------|----------|-----|-----|-----|---------|----|----|-----|-----|-----|-----|--|
| SEASON | TEAM | GP-GS | MIN/AVG | FG-FGA | FG% | 3FG-3FGA | 3FG% | FT-FTA | FT% | OFF | DEF | TOT | AVG | PF-FO | A | TO | BLK | STL | PTS | AVG | |
| 2023-24 | UCLA | 26-8 | 425/16.3 | 40-104 | .385 | 11-37 | .297 | 27-43 | .628 | 24 | 41 | 65 | 2.5 | 58-1 | 11 | 22 | 9 | 4 | 118 | 4.5 | |
| 2024-25 | Nebr | 17-16 | 396/23.3 | 45-95 | .474 | 14-40 | .350 | 19-28 | .679 | 29 | 72 | 101 | 5.9 | 41-1 | 23 | 28 | 13 | 20 | 123 | 7.2 | |
| TOTAL FOR Nebr | | 17-16 | 396/23.3 | 45-95 | .474 | 14-40 | .350 | 19-28 | .679 | 29 | 72 | 101 | 5.9 | 41-1 | 23 | 28 | 13 | 20 | 123 | 7.2 | |
| TOTAL | | 43-24 | 820/19.1 | 85-199 | .427 | 25-77 | .325 | 46-71 | .648 | 53 | 113 | 166 | 3.9 | 99-2 | 34 | 50 | 22 | 24 | 241 | 5.6 | |

2024-25 GAME BY GAME

| Opponent | Date | GS | MIN | Total | | 3-Pointers | | Free throws | | Rebounds | | | | PF | A | TO | BLK | STL | PTS | AVG | |
|----------------------|------------|----|-------|--------|-------|------------|-------|-------------|-------|----------|-----|-----|-----|-----|----|----|-----|-----|-----|------|-----|
| | | | | FG-FGA | PCT | 3FG-3FGA | PCT | FT-FTA | PCT | OFF | DEF | TOT | AVG | | | | | | | | |
| UTRGV | 11/04/2024 | * | 26:35 | 3-4 | .750 | 0-0 | .000 | 0-0 | .000 | 1 | 5 | 6 | 6.0 | 3 | 2 | 1 | 0 | 2 | 6 | 6.0 | |
| Bethune-Cookman | 11/09/2024 | * | 25:31 | 2-6 | .333 | 0-3 | .000 | 2-2 | 1.000 | 2 | 5 | 7 | 6.5 | 0 | 0 | 1 | 2 | 0 | 6 | 6.0 | |
| FDU | 11/13/2024 | * | 25:16 | 4-6 | .667 | 1-3 | .333 | 3-4 | .750 | 3 | 4 | 7 | 6.7 | 3 | 3 | 1 | 1 | 0 | 12 | 8.0 | |
| vs Saint Mary's (CA) | 11/17/2024 | * | 26:17 | 5-7 | .714 | 0-1 | .000 | 5-6 | .833 | 3 | 2 | 5 | 6.3 | 3 | 1 | 0 | 3 | 3 | 15 | 9.8 | |
| at Creighton | 11/22/2024 | * | 22:26 | 4-7 | .571 | 1-3 | .333 | 3-4 | .750 | 1 | 8 | 9 | 6.8 | 4 | 2 | 2 | 0 | 2 | 12 | 10.2 | |
| South Dakota | 11/27/2024 | * | 12:29 | 2-3 | .667 | 0-1 | .000 | 2-2 | 1.000 | 3 | 3 | 6 | 6.7 | 0 | 3 | 3 | 0 | 1 | 6 | 9.5 | |
| at Michigan St. | 12/07/2024 | * | 13:45 | 1-4 | .250 | 1-2 | .500 | 0-0 | .000 | 1 | 0 | 1 | 5.9 | 3 | 0 | 2 | 0 | 2 | 3 | 8.6 | |
| Indiana | 12/13/2024 | * | 20:04 | 2-3 | .667 | 1-1 | 1.000 | 0-0 | .000 | 0 | 5 | 5 | 5.8 | 3 | 3 | 2 | 0 | 0 | 5 | 8.1 | |
| vs Murray St. | 12/22/2024 | * | 25:31 | 3-6 | .500 | 0-2 | .000 | 0-0 | .000 | 2 | 7 | 9 | 6.1 | 2 | 0 | 1 | 1 | 1 | 6 | 7.9 | |
| at Hawaii | 12/23/2024 | * | 27:42 | 1-7 | .143 | 0-3 | .000 | 0-1 | .000 | 4 | 5 | 9 | 6.4 | 2 | 1 | 1 | 1 | 3 | 2 | 7.3 | |
| vs Oregon St. | 12/25/2024 | * | 29:47 | 6-8 | .750 | 3-4 | .750 | 1-1 | 1.000 | 1 | 5 | 6 | 6.4 | 2 | 2 | 3 | 0 | 0 | 16 | 8.1 | |
| Southern U. | 12/30/2024 | * | 29:39 | 2-7 | .286 | 1-5 | .200 | 1-2 | .500 | 1 | 8 | 9 | 6.6 | 1 | 1 | 1 | 2 | 0 | 6 | 7.9 | |
| UCLA | 01/04/2025 | * | 22:30 | 1-8 | .125 | 1-3 | .333 | 1-2 | .500 | 3 | 6 | 9 | 6.8 | 4 | 0 | 3 | 0 | 0 | 4 | 7.6 | |
| at Iowa | 01/07/2025 | * | 18:43 | 3-5 | .600 | 1-1 | 1.000 | 1-3 | .333 | 1 | 2 | 3 | 6.5 | 1 | 2 | 1 | 2 | 2 | 8 | 7.6 | |
| at Purdue | 01/12/2025 | * | 25:19 | 3-5 | .600 | 2-4 | .500 | 0-0 | .000 | 0 | 3 | 3 | 6.3 | 1 | 1 | 2 | 1 | 4 | 8 | 7.7 | |
| Rutgers | 01/16/2025 | * | 21:16 | 0-4 | .000 | 0-2 | .000 | 0-0 | .000 | 2 | 1 | 3 | 6.1 | 4 | 2 | 2 | 0 | 0 | 0 | 7.2 | |
| at Maryland | 01/19/2025 | * | 22:48 | 3-5 | .600 | 2-2 | 1.000 | 0-1 | .000 | 1 | 3 | 4 | 5.9 | 5 | 0 | 2 | 0 | 0 | 8 | 7.2 | |
| Totals | | | 16 | 395:39 | 45-95 | .474 | 14-40 | .350 | 19-28 | .679 | 29 | 72 | 101 | 5.9 | 41 | 23 | 28 | 13 | 20 | 123 | 7.2 |

Player Averages

| Games Played | Minutes/game | Points/game | FG Pct | 3FG Pct | FT Pct | Rebounds/game | Assists/game | Turnovers/game | Assist/Turnover ratio | Steals/game | Blocks/game |
|--------------|--------------|-------------|--------|---------|--------|---------------|--------------|----------------|-----------------------|-------------|-------------|
| 17 | 23.3 | 7.2 | 47.4 | 35.0 | 67.9 | 5.9 | 1.4 | 1.6 | 0.8 | 1.2 | 0.8 |



2024-25 HONORS

GAVIN GRIFFITHS

SOPHOMORE • GUARD • 6-7 • 193 • SIMSBURY, CONN. • RUTGERS

- Rutgers transfer who can play on the wing or in the backcourt, averaging 2.7 points and 2.1 rebounds per game in 10 contests
- Went scoreless in six minutes at No. 20 Purdue
- Saw his first action since Dec. 7 against Southern and had eight points, including 2-of-2 from 3-point range, two boards and a block in four minutes
- Had a steal and an assist in six minutes at Michigan State
- Grabbed four rebounds and had two assists and two steals in 18 minutes against North Florida
- Had two points and four rebounds in 10 minutes against South Dakota
- Saw extensive action in the win over FDU with eight points, five rebounds and two blocked shots in 23 minutes
- Finished with three points, two boards and three assists in 13 minutes against Bethune-Cookman
- Had four points, three rebounds and a blocked shot in 14 minutes against UTRGV
- Played in all 32 games at Rutgers in 2023-24, averaging 5.8 points and 2.2 rebounds per game while playing just under 18 minutes per contest
- Ranked second on the Scarlet Knights in 3-pointers (31) and third in blocked shots (13), while his 31 3-pointers were third among Big Ten freshmen
- Totaled seven double-figure efforts in 2023-24, including a 25-point effort against Boston University when he went 9-of-15 from the floor
- Was a consensus top-50 recruit in 2023 and was a four-star recruit by all four major recruiting services
- Played at Kingswood-Oxford High School where he averaged 24.6 points and 12 rebounds per game and was chosen as the New England Preparatory School Athletic Council (NEPSAC) Player of the Year in Class B Basketball
- Both parents played college basketball, as his father (Larry) and mother (Karen) played at Hartford

MISC. STATS

| Category | 2024-25 | Career* |
|-------------------|---------|---------|
| 10+ Points | 0 | 7 |
| 20+ Points | 0 | 1 |
| 30+ Points | 0 | 0 |
| 40+ Points | 0 | 0 |
| Double-Doubles | 0 | 0 |
| 10+ Rebounds | 0 | 0 |
| 10+ Assists | 0 | 0 |
| Led NU in Scoring | 0 | 0 |
| Led NU in Reb. | 0 | 0 |
| Led NU in Assists | 1 | 1 |

*-includes Rutgers

SEASON/CAREER HIGHS

| | |
|----------------------------|---------------------------------|
| Points | |
| Season: | 8, Two Times (last, 12/30/24) |
| College Career: | 25, vs Boston Univ. (11/10/23) |
| Rebounds | |
| Season: | 5, FDU (11/13/24) |
| College Career: | 6, at Purdue (2/22/24) |
| Field Goals | |
| Season: | 3, FDU (11/13/24) |
| College Career: | 9, vs Boston Univ. (11/10/23) |
| 3-Point Field Goals | |
| Season: | 2, Two times (last, 12/30/24) |
| College Career: | 4, at Wisconsin (3/7/24) |
| Free Throws | |
| Season: | None |
| College Career: | 4, vs Boston Univ. (11/10/23) |
| Free Throw Attempts | |
| Season: | None |
| College Career: | 5, LIU (12/16/23) |
| Assists | |
| Season: | 3, Bethune-Cookman (11/9/24) |
| College Career: | 3, Three times (last, 11/9/24) |
| Steals | |
| Season: | 2, North Florida (12/1/24) |
| College Career: | 3, LIU (12/16/23) |
| Blocks | |
| Season: | 2, FDU (11/13/24) |
| College Career: | 2, Three times (last, 11/13/24) |
| Minutes Played | |
| Season: | 22:46, FDU (11/13/24) |
| College Career: | 33:23, vs. Maryland (3/13/24) |

CAREER STATS

| | | Field Goals | | | | | 3-Point | | F-Throws | | Rebounds | | | | Scoring | | | | | | |
|----------------|------|-------------|----------|--------|------|----------|---------|--------|----------|-----|----------|-----|-----|-------|---------|----|-----|-----|-----|-----|--|
| SEASON | TEAM | GP-GS | MIN/AVG | FG-FGA | FG% | 3FG-3FGA | 3FG% | FT-FTA | FT% | OFF | DEF | TOT | AVG | PF-FO | A | TO | BLK | STL | PTS | AVG | |
| 2023-24 | RU | 32-3 | 575/18.0 | 68-210 | .324 | 31-110 | .282 | 18-30 | .600 | 22 | 49 | 71 | 2.2 | 38-0 | 20 | 30 | 13 | 10 | 185 | 5.8 | |
| 2024-25 | Nebr | 10-0 | 105/10.5 | 11-32 | .344 | 5-23 | .217 | 0-0 | .000 | 3 | 18 | 21 | 2.1 | 14-0 | 8 | 4 | 4 | 4 | 27 | 2.7 | |
| TOTAL FOR Nebr | | 10-0 | 105/10.5 | 11-32 | .344 | 5-23 | .217 | 0-0 | .000 | 3 | 18 | 21 | 2.1 | 14-0 | 8 | 4 | 4 | 4 | 27 | 2.7 | |
| TOTAL | | 42-3 | 680/16.2 | 79-242 | .326 | 36-133 | .271 | 18-30 | .600 | 25 | 67 | 92 | 2.2 | 52-0 | 28 | 34 | 17 | 14 | 212 | 5.0 | |

2024-25 GAME BY GAME

| Opponent | Date | GS | MIN | Total | | 3-Pointers | | Free throws | | Rebounds | | | | PF | A | TO | BLK | STL | PTS | AVG |
|----------------------|------------|----|--------|--------|-------|------------|-------|-------------|------|----------|-----|-----|-----|----|---|----|-----|-----|-----|-----|
| | | | | FG-FGA | PCT | 3FG-3FGA | PCT | FT-FTA | PCT | OFF | DEF | TOT | AVG | | | | | | | |
| UTRGV | 11/04/2024 | | 13:59 | 2-5 | .400 | 0-3 | .000 | 0-0 | .000 | 1 | 2 | 3 | 3.0 | 1 | 0 | 0 | 1 | 0 | 4 | 4.0 |
| Bethune-Cookman | 11/09/2024 | | 13:12 | 1-2 | .500 | 1-2 | .500 | 0-0 | .000 | 0 | 2 | 2 | 2.5 | 3 | 3 | 0 | 0 | 0 | 3 | 3.5 |
| FDU | 11/13/2024 | | 22:46 | 3-7 | .429 | 2-6 | .333 | 0-0 | .000 | 0 | 5 | 5 | 3.3 | 2 | 2 | 1 | 2 | 1 | 8 | 5.0 |
| vs Saint Mary's (CA) | 11/17/2024 | | 07:09 | 0-1 | .000 | 0-1 | .000 | 0-0 | .000 | 0 | 0 | 0 | 2.5 | 1 | 0 | 0 | 0 | 0 | 0 | 3.8 |
| at Creighton | 11/22/2024 | | 03:52 | 0-1 | .000 | 0-1 | .000 | 0-0 | .000 | 0 | 1 | 1 | 2.2 | 0 | 0 | 1 | 0 | 0 | 0 | 3.0 |
| South Dakota | 11/27/2024 | | 10:01 | 1-5 | .200 | 0-2 | .000 | 0-0 | .000 | 1 | 3 | 4 | 2.5 | 4 | 0 | 0 | 0 | 0 | 2 | 2.8 |
| North Florida | 12/01/2024 | | 18:48 | 1-4 | .250 | 0-2 | .000 | 0-0 | .000 | 1 | 3 | 4 | 2.7 | 2 | 2 | 1 | 0 | 2 | 2 | 2.7 |
| at Michigan St. | 12/07/2024 | | 05:54 | 0-2 | .000 | 0-2 | .000 | 0-0 | .000 | 0 | 0 | 0 | 2.4 | 0 | 1 | 1 | 0 | 1 | 0 | 2.4 |
| Southern U. | 12/30/2024 | | 03:54 | 3-3 | 1.000 | 2-2 | 1.000 | 0-0 | .000 | 0 | 2 | 2 | 2.3 | 1 | 0 | 0 | 1 | 0 | 8 | 3.0 |
| at Purdue | 01/12/2025 | | 05:46 | 0-2 | .000 | 0-2 | .000 | 0-0 | .000 | 0 | 0 | 0 | 2.1 | 0 | 0 | 0 | 0 | 0 | 0 | 2.7 |
| Totals | | 0 | 105:21 | 11-32 | .344 | 5-23 | .217 | 0-0 | .000 | 3 | 18 | 21 | 2.1 | 14 | 8 | 4 | 4 | 4 | 27 | 2.7 |

Player Averages

| Games Played | Minutes/ game | Points/ game | FG Pct | 3FG Pct | FT Pct | Rebounds/ game | Assists/ game | Turnovers/ game | Assist/Turnover ratio | Steals/ game | Blocks/ game |
|--------------|---------------|--------------|--------|---------|--------|----------------|---------------|-----------------|-----------------------|--------------|--------------|
| 10 | 10.5 | 2.7 | 34.4 | 21.7 | 0.0 | 2.1 | 0.8 | 0.4 | 2.0 | 0.4 | 0.4 |



JUSTIN BOLIS

SOPHOMORE • FORWARD • 6-8 • 225 • LINCOLN, NEB. • SOUTHEAST COMMUNITY COLLEGE

- Lincoln native who walked on to the Husker program
- Spent the 2023-24 season at Southeast Community College, averaging 15.5 ppg and 8.7 rpg while shooting 38 percent from 3-point range
- Totaled 11 double-doubles en route to being named to the Nebraska Community College Athletic All-Conference Team
- Played at Lincoln High School for Coach Dan Noble, as he averaged nine points and six rebounds per game as a senior after missing his junior season with an Achilles tear
- Played AAU basketball with the Lincoln Supreme and Coach Zach Tharanet

2024-25 HONORS

CAREER STATS

MISC. STATS

| Category | 2024-25 | Career |
|-------------------|---------|--------|
| 10+ Points | 0 | 0 |
| 20+ Points | 0 | 0 |
| 30+ Points | 0 | 0 |
| 40+ Points | 0 | 0 |
| Double-Doubles | 0 | 0 |
| 10+ Rebounds | 0 | 0 |
| 10+ Assists | 0 | 0 |
| Led NU in Scoring | 0 | 0 |
| Led NU in Reb. | 0 | 0 |
| Led NU in Assists | 0 | 0 |

2024-25 GAME BY GAME

SEASON/CAREER HIGHS

Points

Season:

College Career:

Rebounds

Season:

College Career:

Field Goals

Season:

College Career:

3-Point Field Goals

Season:

College Career:

Free Throws

Season:

College Career:

Free Throw Attempts

Season:

College Career:

Assists

Season:

College Career:

Steals

Season:

College Career:

Blocks

Season:

College Career:

Minutes Played

Season:

College Career:



2024-25 HONORS

ANDREW MORGAN

SENIOR • FORWARD • 6-10 • 242 • WASECA, MINN. • NORTH DAKOTA STATE

- North Dakota State transfer who has been an impact player off the bench, averaging 8.4 points and 4.6 rebounds per game
- Led NU with 17 points, including the 1,000th point of his career, and five boards at Maryland
- Totaled 11 points and four rebounds in 19 minutes against Rutgers
- Finished with 12 points on 4-of-5 shooting vs. No. 15 UCLA, including a 5-0 second-half run
- Had 10 points on 4-of-5 shooting and three boards in 15 minutes off the bench against Southern
- Recorded his first career double-double with 12 points on 6-of-7 shooting and a season-high 12 boards vs. Murray State
- Reached double figures for the third straight game with 10 points and five rebounds in 18 minutes in the win over Indiana
- Led Nebraska in scoring (14) and rebounding (seven) in the loss at Michigan State
- Nearly posted a double-double in the win over North Florida with season highs in points (13) and rebounds (nine) in 17 minutes of action
- Finished with eight points and seven rebounds in 18 minutes in the win over South Dakota
- Helped key NU's win over No. 14 Creighton with four boards and three assists while helping to limit Ryan Kalkbrenner without a field goal
- Reached double figures for the second time this year with 10 points, five boards and a blocked shot against Saint Mary's
- Had six points, three boards and a blocked shot against Bethune-Cookman
- Came off the bench and had 10 points and five rebounds in 20 minutes vs. UTRGV
- Totaled 860 points and 402 rebounds in 85 contests for the Bison over three seasons
- Named second-team All-Summit League in 2023-24, averaging 12.9 points per game on 56 percent shooting and 5.0 rebounds
- Ranked among Summit League leaders in scoring (15th), rebounding (16th) and free throw percentage (.703, ninth)
- Posted 22 double-figure efforts, including a season-high 31 points against Kansas City and had two double-doubles
- Helped the Bison reach the title game of the 2023 Summit League Tournament, as he made 30 starts and averaged 10.5 ppg and 5.3 rpg, ranking second on the team in rebounding and third in scoring
- Rated in the top 250 nationally by Prep Hoops as a senior, as he helped Waseca High School to a 23-1 record and a Class 2A state title
- Was a finalist for Mr. Basketball in Minnesota in 2021, as he averaged 22.1 points and 11 rebounds per game

CAREER STATS

| | | | | Field Goals | | 3-Point | | F-Throws | | Rebounds | | | | | | | | Scoring | | |
|----------------|------|--------|-----------|-------------|------|----------|------|----------|------|----------|-----|-----|-----|-------|----|-----|-----|---------|------|------|
| SEASON | TEAM | GP-GS | MIN/AVG | FG-FGA | FG% | 3FG-3FGA | 3FG% | FT-FTA | FT% | OFF | DEF | TOT | AVG | PF-FO | A | TO | BLK | STL | PTS | AVG |
| 2021-22 | NDSU | 21-0 | 243/11.6 | 46-73 | .630 | 3-7 | .429 | 17-28 | .607 | 18 | 52 | 70 | 3.3 | 30-0 | 7 | 19 | 8 | 4 | 112 | 5.3 |
| 2022-23 | NDSU | 32-30 | 693/21.7 | 136-231 | .589 | 2-6 | .333 | 62-113 | .549 | 54 | 117 | 171 | 5.3 | 63-0 | 38 | 70 | 10 | 12 | 336 | 10.5 |
| 2023-24 | NDSU | 32-29 | 741/23.2 | 148-266 | .556 | 12-33 | .364 | 104-148 | .703 | 62 | 99 | 161 | 5.0 | 76-0 | 32 | 65 | 8 | 10 | 412 | 12.9 |
| 2024-25 | Nebr | 18-0 | 322/17.9 | 56-101 | .554 | 3-11 | .273 | 37-58 | .638 | 27 | 55 | 82 | 4.6 | 31-0 | 12 | 23 | 5 | 6 | 152 | 8.4 |
| TOTAL FOR Nebr | | 18-0 | 322/17.9 | 56-101 | .554 | 3-11 | .273 | 37-58 | .638 | 27 | 55 | 82 | 4.6 | 31-0 | 12 | 23 | 5 | 6 | 152 | 8.4 |
| TOTAL | | 103-59 | 1999/19.4 | 386-671 | .575 | 20-57 | .351 | 220-347 | .634 | 161 | 323 | 484 | 4.7 | 200-0 | 89 | 177 | 31 | 32 | 1012 | 9.8 |

MISC. STATS

| Category | 2024-25 | Career* |
|-------------------|---------|---------|
| 10+ Points | 10 | 50 |
| 20+ Points | 0 | 8 |
| 30+ Points | 0 | 1 |
| 40+ Points | 0 | 0 |
| Double-Doubles | 1 | 5 |
| 10+ Rebounds | 0 | 4 |
| 10+ Assists | 0 | 0 |
| Led NU in Scoring | 2 | 2 |
| Led NU in Reb. | 4 | 4 |
| Led NU in Assists | 1 | 1 |

*-includes North Dakota State

SEASON/CAREER HIGHS

| | |
|---------------------|------------------------------------|
| Points | |
| Season: | 17, at Maryland (1/19/25) |
| College Career: | 31, Kansas City (2/8/24) |
| Rebounds | |
| Season: | 12, vs. Murray State (12/22/24) |
| College Career: | 14, Crown (11/20/22) |
| Field Goals | |
| Season: | 7, at Maryland (1/19/25) |
| College Career: | 11, Two times (last, 2/24/24) |
| 3-Point Field Goals | |
| Season: | 1, Two times (last, 11/27/24) |
| College Career: | 2, Two times (last, 2/24/24) |
| Free Throws | |
| Season: | 5, Two times (last, 11/27/24) |
| College Career: | 14, Kansas City (2/8/24) |
| Free Throw Attempts | |
| Season: | 6, Five times (last, 1/19/25) |
| College Career: | 16, Kansas City (2/8/24) |
| Assists | |
| Season: | 3, at Creighton (11/22/24) |
| College Career: | 4, Two times (last, 1/20/24) |
| Steals | |
| Season: | 1, Six times (last, 1/19/25) |
| College Career: | 2, Four times (last, 11/11/23) |
| Blocks | |
| Season: | 1, Five times (last, 12/22/24) |
| College Career: | 3, at North Dakota (12/30/22) |
| Minutes Played | |
| Season: | 27:59, at Michigan State (12/7/24) |
| College Career: | 36:40, Kansas City (1/21/23) |

2024-25 GAME BY GAME

| Opponent | Date | GS | MIN | Total | | 3-Pointers | | Free throws | | Rebounds | | | | PF | | | | PTS | | | |
|----------------------|------------|----|-------|--------|--------|------------|-------|-------------|-------|----------|-----|-----|-----|-----|----|----|-----|-----|-----|------|-----|
| | | | | FG-FA | PCT | 3FG-3FA | PCT | FT-FTA | PCT | OFF | DEF | TOT | AVG | A | A | TO | BLK | STL | PTS | AVG | |
| UTRGV | 11/04/2024 | | 20:22 | 3-6 | .500 | 0-0 | .000 | 4-6 | .667 | 2 | 3 | 5 | 5.0 | 3 | 0 | 0 | 0 | 0 | 10 | 10.0 | |
| Bethune-Cookman | 11/09/2024 | | 11:15 | 2-4 | .500 | 0-0 | .000 | 2-3 | .667 | 0 | 3 | 3 | 4.0 | 2 | 0 | 2 | 1 | 0 | 6 | 8.0 | |
| FDU | 11/13/2024 | | 07:26 | 1-2 | .500 | 0-0 | .000 | 2-3 | .667 | 1 | 1 | 2 | 3.3 | 2 | 0 | 1 | 0 | 0 | 4 | 6.7 | |
| vs Saint Mary's (CA) | 11/17/2024 | | 15:20 | 2-5 | .400 | 1-2 | .500 | 5-6 | .833 | 2 | 3 | 5 | 3.8 | 3 | 1 | 2 | 1 | 0 | 10 | 7.5 | |
| at Creighton | 11/22/2024 | | 18:36 | 1-3 | .333 | 0-1 | .000 | 0-2 | .000 | 2 | 2 | 4 | 3.8 | 2 | 3 | 1 | 0 | 1 | 2 | 6.4 | |
| South Dakota | 11/27/2024 | | 17:53 | 1-3 | .333 | 1-1 | 1.000 | 5-6 | .833 | 4 | 3 | 7 | 4.3 | 1 | 2 | 1 | 1 | 0 | 8 | 6.7 | |
| North Florida | 12/01/2024 | | 17:22 | 5-11 | .455 | 0-1 | .000 | 3-6 | .500 | 3 | 6 | 9 | 5.0 | 1 | 0 | 0 | 0 | 0 | 13 | 7.6 | |
| at Michigan St. | 12/07/2024 | | 27:59 | 6-13 | .462 | 0-1 | .000 | 2-3 | .667 | 1 | 6 | 7 | 5.3 | 2 | 1 | 0 | 0 | 1 | 14 | 8.4 | |
| Indiana | 12/13/2024 | | 17:56 | 4-5 | .800 | 0-0 | .000 | 2-4 | .500 | 3 | 2 | 5 | 5.2 | 2 | 1 | 1 | 1 | 1 | 10 | 8.6 | |
| vs Murray St. | 12/22/2024 | | 22:55 | 6-7 | .857 | 0-0 | .000 | 0-0 | .000 | 1 | 11 | 12 | 5.9 | 1 | 0 | 2 | 1 | 0 | 12 | 8.9 | |
| at Hawaii | 12/23/2024 | | 12:01 | 0-1 | .000 | 0-0 | .000 | 0-0 | .000 | 0 | 1 | 1 | 5.5 | 3 | 1 | 0 | 0 | 1 | 0 | 8.1 | |
| vs Oregon St. | 12/25/2024 | | 16:45 | 1-2 | .500 | 0-0 | .000 | 1-1 | 1.000 | 0 | 3 | 3 | 5.3 | 2 | 0 | 1 | 0 | 0 | 3 | 7.7 | |
| Southern U. | 12/30/2024 | | 14:55 | 4-5 | .800 | 0-0 | .000 | 2-3 | .667 | 1 | 2 | 3 | 5.1 | 1 | 1 | 1 | 0 | 0 | 10 | 7.8 | |
| UCLA | 01/04/2025 | | 21:01 | 4-5 | .800 | 0-1 | .000 | 4-4 | 1.000 | 2 | 1 | 3 | 4.9 | 4 | 1 | 5 | 0 | 1 | 12 | 8.1 | |
| at Iowa | 01/07/2025 | | 20:27 | 3-5 | .600 | 1-2 | .500 | 1-2 | .500 | 2 | 2 | 4 | 4.9 | 0 | 0 | 0 | 0 | 0 | 8 | 8.1 | |
| at Purdue | 01/12/2025 | | 16:45 | 1-3 | .333 | 0-0 | .000 | 0-0 | .000 | 0 | 0 | 0 | 4.6 | 1 | 1 | 3 | 0 | 0 | 2 | 7.8 | |
| Rutgers | 01/16/2025 | | 19:18 | 5-9 | .556 | 0-0 | .000 | 1-3 | .333 | 2 | 2 | 4 | 4.5 | 1 | 0 | 0 | 0 | 0 | 11 | 7.9 | |
| at Maryland | 01/19/2025 | | 24:05 | 7-12 | .583 | 0-2 | .000 | 3-6 | .500 | 1 | 4 | 5 | 4.6 | 0 | 0 | 3 | 0 | 1 | 17 | 8.4 | |
| Totals | | | 0 | 322:20 | 56-101 | .554 | 3-11 | .273 | 37-58 | .638 | 27 | 55 | 82 | 4.6 | 31 | 12 | 23 | 5 | 6 | 152 | 8.4 |

Player Averages

| Games Played | Minutes/game | Points/game | FG Pct | 3FG Pct | FT Pct | Rebounds/game | Assists/game | Turnovers/game | Assist/Turnover ratio | Steals/game | Blocks/game |
|--------------|--------------|-------------|--------|---------|--------|---------------|--------------|----------------|-----------------------|-------------|-------------|
| 18 | 17.9 | 8.4 | 55.4 | 27.3 | 63.8 | 4.6 | 0.7 | 1.3 | 0.5 | 0.3 | 0.3 |



2024-25 HONORS

ROLLIE WORSTER

SENIOR • GUARD • 6-5 • 210 • MISSOULA, MONT. • UTAH

- Fifth-year senior who averages 8.3 points, 4.1 rebounds and a team-high 2.6 assists per game while starting all 18 games
- Has the potential to be the first Husker basketball player to ever total 1,000 points, 500 rebounds and 500 assists with a solid 2024-25 season
- Had 10 points along with team highs in both rebounds (seven) and assists (five) at Rutgers
- Totaled 14 points on 6-of-9 shooting along with four rebounds and two steals at Iowa
- Finished with 11 points and four rebounds vs. No. 15 UCLA, as he went over 1,000 career points
- Tied his season high with six assists and added eight points and four boards in the win over Southern
- Finished with 11 points and seven rebounds in the win over Murray State
- Led NU in both assists (six) and rebounds (eight) in NU's win over South Dakota
- Reached double figures for the second straight game with 11 points, four rebounds, two assists and two steals in the win over No. 14 Creighton
- Totaled 10 points and three boards vs. Saint Mary's while helping limit WCC Player of the Year Augustas Marciulionis to nine points on 3-of-9 shooting
- Nearly posted a double-double in his Husker debut vs. UTRGV with 18 points, nine rebounds, three assists and four steals
- Started the first 16 games at Utah in 2023-24, averaging 9.9 points, 5.5 assists and 4.9 rebounds per game, as he was third in the Pac 12 in assists per game and first in the conference in assist-to-turnover ratio (2.93-to-1) at the time of his injury
- Had seven double-figure games in 2023-24, including a season-high 17-point effort in a road win at St. Mary's
- Dished out a season-high 10 assists against Southern Utah and nine each against Wake Forest and Bellarmine
- Started all 30 games in 2022-23, averaging 8.6 points, 5.0 assists and 5.2 rebounds per game.
- Was second in the Pac-12 with a 2.61 assist-to-turnover ratio while his 5.1 assists per game in conference play also ranked second in the league
- Began career at Utah State, where he averaged 9.1 ppg, 3.8 rpg and 3.5 apg in helping the Aggies to the 2021 NCAA Tournament
- Was a two-time Montana Gatorade Player of the year at Hellgate High School, where he finished as the school's all-time leading scorer while also ranking in the top three in both assists (second) and rebounds (third)
- Led the school to a share of the Montana State AA title in 2019-20 by averaging 20.7 points, 7.1 rebounds, 4.5 assists and 2.3 steals per game.
- Also earned first-team all-state football honors at safety while totaling 3,400 passing yards and 2,000 rushing yards in his prep career

CAREER STATS

| | | | | Field Goals | | 3-Point | | F-Throws | | Rebounds | | | | | | | | | | | | Scoring | |
|----------------|------|---------|-----------|-------------|------|----------|------|----------|------|----------|-----|-----|---------|-------|-----|-----|-----|-----|------|-----|--|---------|--|
| SEASON | TEAM | GP-GS | MIN/AVG | FG-FGA | FG% | 3FG-3FGA | 3FG% | FT-FTA | FT% | OFF | DEF | TOT | TOT AVG | PF-FO | A | TO | BLK | STL | PTS | AVG | | | |
| 2020-21 | USU | 26-25 | 718/27.6 | 86-212 | .406 | 23-81 | .284 | 41-51 | .804 | 21 | 78 | 99 | 3.8 | 58-1 | 92 | 64 | 6 | 24 | 236 | 9.1 | | | |
| 2021-22 | Utah | 31-30 | 889/28.7 | 88-218 | .404 | 21-64 | .328 | 37-46 | .804 | 11 | 129 | 140 | 4.5 | 74-4 | 96 | 50 | 9 | 27 | 234 | 7.5 | | | |
| 2022-23 | Utah | 30-30 | 962/32.1 | 97-232 | .418 | 22-79 | .278 | 43-53 | .811 | 12 | 144 | 156 | 5.2 | 72-3 | 149 | 57 | 6 | 25 | 259 | 8.6 | | | |
| 2023-24 | Utah | 16-16 | 503/31.4 | 54-132 | .409 | 8-29 | .276 | 43-61 | .705 | 21 | 57 | 78 | 4.9 | 36-0 | 88 | 30 | 3 | 22 | 159 | 9.9 | | | |
| 2024-25 | Nebr | 18-18 | 457/25.4 | 52-115 | .452 | 6-27 | .222 | 40-58 | .690 | 12 | 61 | 73 | 4.1 | 26-0 | 47 | 26 | 3 | 17 | 150 | 8.3 | | | |
| TOTAL FOR Nebr | | 18-18 | 457/25.4 | 52-115 | .452 | 6-27 | .222 | 40-58 | .690 | 12 | 61 | 73 | 4.1 | 26-0 | 47 | 26 | 3 | 17 | 150 | 8.3 | | | |
| TOTAL | | 121-119 | 3528/29.2 | 377-909 | .415 | 80-280 | .286 | 204-269 | .758 | 77 | 469 | 546 | 4.5 | 266-8 | 472 | 227 | 27 | 115 | 1038 | 8.6 | | | |

2024-25 GAME BY GAME

| Opponent | Date | GS | MIN | Total | | 3-Pointers | | Free throws | | Rebounds | | | | PF | A | TO | BLK | STL | PTS | AVG | |
|----------------------|------------|----|-------|--------|--------|------------|-------|-------------|-------|----------|-----|-----|-----|-----|----|----|-----|-----|-----|------|-----|
| | | | | FG-FGA | PCT | 3FG-3FGA | PCT | FT-FTA | PCT | OFF | DEF | TOT | AVG | | | | | | | | |
| UTRGV | 11/04/2024 | * | 29:25 | 6-7 | .857 | 1-1 | 1.000 | 5-9 | .556 | 2 | 7 | 9 | 9.0 | 1 | 3 | 3 | 1 | 4 | 18 | 18.0 | |
| Bethune-Cookman | 11/09/2024 | * | 23:19 | 1-5 | .200 | 1-3 | .333 | 2-2 | 1.000 | 1 | 0 | 1 | 5.0 | 0 | 2 | 5 | 0 | 2 | 5 | 11.5 | |
| FDU | 11/13/2024 | * | 19:13 | 3-8 | .375 | 0-2 | .000 | 2-2 | 1.000 | 1 | 3 | 4 | 4.7 | 0 | 1 | 1 | 0 | 1 | 8 | 10.3 | |
| vs Saint Mary's (CA) | 11/17/2024 | * | 25:34 | 4-7 | .571 | 1-2 | .500 | 1-2 | .500 | 0 | 3 | 3 | 4.3 | 2 | 1 | 3 | 0 | 0 | 10 | 10.3 | |
| at Creighton | 11/22/2024 | * | 30:20 | 4-11 | .364 | 0-2 | .000 | 3-4 | .750 | 1 | 3 | 4 | 4.2 | 4 | 2 | 1 | 0 | 2 | 11 | 10.4 | |
| South Dakota | 11/27/2024 | * | 28:36 | 1-4 | .250 | 0-1 | .000 | 4-5 | .800 | 0 | 8 | 8 | 4.8 | 1 | 6 | 1 | 1 | 1 | 6 | 9.7 | |
| North Florida | 12/01/2024 | * | 15:56 | 2-4 | .500 | 0-0 | .000 | 0-0 | .000 | 0 | 2 | 2 | 4.4 | 0 | 3 | 0 | 0 | 0 | 4 | 8.9 | |
| at Michigan St. | 12/07/2024 | * | 26:11 | 3-7 | .429 | 0-1 | .000 | 3-5 | .600 | 1 | 0 | 1 | 4.0 | 2 | 3 | 1 | 0 | 2 | 9 | 8.9 | |
| Indiana | 12/13/2024 | * | 18:20 | 2-3 | .667 | 0-1 | .000 | 0-0 | .000 | 0 | 2 | 2 | 3.8 | 3 | 2 | 1 | 0 | 1 | 4 | 8.3 | |
| vs Murray St. | 12/22/2024 | * | 23:46 | 4-5 | .800 | 0-1 | .000 | 3-4 | .750 | 1 | 6 | 7 | 4.1 | 2 | 1 | 2 | 0 | 0 | 11 | 8.6 | |
| at Hawaii | 12/23/2024 | * | 32:43 | 2-9 | .222 | 0-3 | .000 | 0-0 | .000 | 1 | 4 | 5 | 4.2 | 1 | 3 | 3 | 0 | 0 | 4 | 8.2 | |
| vs Oregon St. | 12/25/2024 | * | 28:17 | 3-7 | .429 | 0-1 | .000 | 2-2 | 1.000 | 1 | 4 | 5 | 4.3 | 2 | 4 | 1 | 0 | 0 | 8 | 8.2 | |
| Southern U. | 12/30/2024 | * | 26:33 | 3-7 | .429 | 2-3 | .667 | 0-1 | .000 | 1 | 3 | 4 | 4.2 | 0 | 6 | 0 | 0 | 0 | 8 | 8.2 | |
| UCLA | 01/04/2025 | * | 26:40 | 3-9 | .333 | 1-3 | .333 | 4-4 | 1.000 | 0 | 4 | 4 | 4.2 | 1 | 2 | 0 | 0 | 0 | 11 | 8.4 | |
| at Iowa | 01/07/2025 | * | 35:29 | 6-9 | .667 | 0-1 | .000 | 2-7 | .286 | 1 | 3 | 4 | 4.2 | 2 | 1 | 1 | 1 | 2 | 14 | 8.7 | |
| at Purdue | 01/12/2025 | * | 15:27 | 2-4 | .500 | 0-2 | .000 | 1-1 | 1.000 | 0 | 2 | 2 | 4.1 | 1 | 1 | 1 | 0 | 0 | 5 | 8.5 | |
| Rutgers | 01/16/2025 | * | 26:35 | 1-4 | .250 | 0-0 | .000 | 8-10 | .800 | 1 | 6 | 7 | 4.2 | 3 | 5 | 1 | 0 | 1 | 10 | 8.6 | |
| at Maryland | 01/19/2025 | * | 24:54 | 2-5 | .400 | 0-0 | .000 | 0-0 | .000 | 0 | 1 | 1 | 4.1 | 1 | 1 | 1 | 0 | 1 | 4 | 8.3 | |
| Totals | | | 18 | 457:18 | 52-115 | .452 | 6-27 | .222 | 40-58 | .690 | 12 | 61 | 73 | 4.1 | 26 | 47 | 26 | 3 | 17 | 150 | 8.3 |

Player Averages

| Games Played | Minutes/game | Points/game | FG Pct | 3FG Pct | FT Pct | Rebounds/game | Assists/game | Turnovers/game | Assist/Turnover ratio | Steals/game | Blocks/game |
|--------------|--------------|-------------|--------|---------|--------|---------------|--------------|----------------|-----------------------|-------------|-------------|
| 18 | 25.4 | 8.3 | 45.2 | 22.2 | 69.0 | 4.1 | 2.6 | 1.4 | 1.8 | 0.9 | 0.2 |

MISC. STATS

| Category | 2024-25 | Career* |
|-------------------|---------|---------|
| 10+ Points | 7 | 48 |
| 20+ Points | 0 | 0 |
| 30+ Points | 0 | 0 |
| 40+ Points | 0 | 0 |
| Double-Doubles | 0 | 4 |
| 10+ Rebounds | 0 | 1 |
| 10+ Assists | 0 | 1 |
| Led NU in Scoring | 0 | 0 |
| Led NU in Reb. | 3 | 3 |
| Led NU in Assists | 7 | 7 |

SEASON/CAREER HIGHS

| | | |
|---------------------|---------------------------------|--|
| Points | | |
| Season: | 18, UTRGV (11/4/24) | |
| College Career: | 19, Two times (last, 12/4/22) | |
| Rebounds | | |
| Season: | 9, UTRGV (11/4/24) | |
| College Career: | 11, Arizona (12/1/22) | |
| Field Goals | | |
| Season: | 6, Two times (1/7/25) | |
| College Career: | 7, at UNLV (1/27/21) | |
| 3-Point Field Goals | | |
| Season: | 2, Southern (12/30/24) | |
| College Career: | 3, at Air Force (1/2/21) | |
| Free Throws | | |
| Season: | 8, Rutgers (1/16/25) | |
| College Career: | Same | |
| Free Throw Attempts | | |
| Season: | 10, Rutgers (1/16/25) | |
| College Career: | Same | |
| Assists | | |
| Season: | 6, Two times (last, 12/30/24) | |
| College Career: | 10, Four times (last, 12/5/23) | |
| Steals | | |
| Season: | 4, UTRGV (11/4/24) | |
| College Career: | 6, Eastern Washington (11/6/23) | |
| Blocks | | |
| Season: | 1, Three times (last, 1/7/25) | |
| College Career: | 2, Oregon State (2/3/22) | |
| Minutes Played | | |
| Season: | 35:29, at Iowa (1/7/25) | |
| College Career: | 38:15, Stanford (2/3/23) | |



NICK JANOWSKI

FRESHMAN • GUARD • 6-4 • 200 • PEWAUKEE, WIS. • PEWAUKEE, HIGH SCHOOL

- True freshman who could see time at either spot in the backcourt
- Led Pewaukee High School to three state titles and a runner-up finish in his four seasons, as he totaled 2,297 career points to rank in top 20 in Wisconsin state history
- Averaged 20.1 points, 3.4 assists, and 5.4 rebounds per game for his career while hitting 294 3-pointers in his prep career
- Was a consensus top-150 recruit who averaged 30.8 points, 8.8 rebounds and 4.4 assists per game to lead Pewaukee to a 30-5 record in 2023-24
- Posted five 40-point games as a senior including a career-high 46-point game, and had a triple-double in the state semifinals against West Salem with 31 points, 10 rebounds and 10 assists
- Earned first-team all-state honors as a junior, averaging 23.2 points, 4.9 assists, 6.5 rebounds and 1.4 steals per game as Pewaukee went 27-3
- Played AAU for Phenom U in the EYBL circuit, helping his team to the Peach Jam in 2021 and 2022, including an Elite Eight finish in 2022
- Selected Nebraska over a host of schools including Iowa State, Wisconsin, Marquette and USC

2024-25 HONORS

CAREER STATS

MISC. STATS

| Category | 2024-25 | Career |
|-------------------|---------|--------|
| 10+ Points | 0 | 0 |
| 20+ Points | 0 | 0 |
| 30+ Points | 0 | 0 |
| 40+ Points | 0 | 0 |
| Double-Doubles | 0 | 0 |
| 10+ Rebounds | 0 | 0 |
| 10+ Assists | 0 | 0 |
| Led NU in Scoring | 0 | 0 |
| Led NU in Reb. | 0 | 0 |
| Led NU in Assists | 0 | 0 |

2024-25 GAME BY GAME

SEASON/CAREER HIGHS

- Points
Season:
College Career:
- Rebounds
Season:
College Career:
- Field Goals
Season:
College Career:
- 3-Point Field Goals
Season:
College Career:
- Free Throws
Season:
College Career:
- Free Throw Attempts
Season:
College Career:
- Assists
Season:
College Career:
- Steals
Season:
College Career:
- Blocks
Season:
College Career:
- Minutes Played
Season:
College Career:

CALE JACOBSEN

SOPHMORE • GUARD • 6-4 • 200 • ASHLAND, NEB. • ASHLAND-GREENWOOD



2024-25 HONORS

- Third-year walk-on who provides size in the Husker backcourt and could play several positions, as he has played in 13 games
- Had two assists, two rebounds and a steal in nine minutes of work against Southern
- Grabbed a rebound in three minutes off the bench against Indiana and played six minutes in the win over Murray State
- Was impactful in the win over North Florida with three points and career highs in assists (three), steals (two), blocks (two) and minutes (16)
- Played a season-high 11 minutes against South Dakota, finishing with one rebound and an assist in the win over the Coyotes
- Played the final 1:06 of the first half as a defensive replacement against No. 14 Creighton
- Provided a spark off the bench against FDU with two points, four rebounds and two assists in seven minutes
- Played in 20 contests in 2023-24, totaling 14 points, three rebounds and five assists in 55 minutes of action
- Saw his most extensive action of the season against South Carolina State, setting personal bests in points (four), rebounds (two), assists (one) and minutes (13)
- Redshirted his first season at Nebraska
- Led Ashland-Greenwood to a 27-1 record and a class C-1 state title, averaging 17.9 points, 5.8 rebounds, 6.1 assists and 3.6 steals per game as a senior
- First-team All-Nebraska selection set the Class C-1 state tournament record with a 43-point performance in a win over Kearney Catholic
- Finished his four-year varsity career with 1,481 career points, 544 rebounds, 340 assists and 261 steals despite suffering a torn ACL in his first game of his junior season
- Chose to walk-on at Nebraska after turning down scholarship offers from North Dakota and Holy Cross
- Played three seasons of football, playing quarterback as a freshman and junior while hauling in 23 passes for 486 yards and nine scores as a sophomore

CAREER STATS

| | | | | Field Goals | | 3-Point | | F-Throws | | Rebounds | | | | | | | | | Scoring | | |
|---------|------|-------|-----|-------------|--------|---------|----------|----------|--------|----------|-----|-----|-----|-----|-------|----|----|-----|---------|-----|-----|
| SEASON | TEAM | GP-GS | MIN | AVG | FG-FGA | FG% | 3FG-3FGA | 3FG% | FT-FTA | FT% | OFF | DEF | TOT | AVG | PF-FO | A | TO | BLK | STL | PTS | AVG |
| 2023-24 | Nebr | 20-0 | 55 | 2.8 | 5-10 | .500 | 1-3 | .333 | 3-6 | .500 | 0 | 3 | 3 | 0.2 | 5-0 | 5 | 2 | 0 | 1 | 14 | 0.7 |
| 2024-25 | Nebr | 13-0 | 66 | 5.1 | 3-10 | .300 | 1-7 | .143 | 1-1 | 1.000 | 2 | 8 | 10 | 0.8 | 3-0 | 8 | 6 | 2 | 4 | 8 | 0.6 |
| TOTAL | | 33-0 | 121 | 3.7 | 8-20 | .400 | 2-10 | .200 | 4-7 | .571 | 2 | 11 | 13 | 0.4 | 8-0 | 13 | 8 | 2 | 5 | 22 | 0.7 |

MISC. STATS

| Category | 2024-25 | Career |
|-------------------|---------|--------|
| 10+ Points | 0 | 0 |
| 20+ Points | 0 | 0 |
| 30+ Points | 0 | 0 |
| 40+ Points | 0 | 0 |
| Double-Doubles | 0 | 0 |
| 10+ Rebounds | 0 | 0 |
| 10+ Assists | 0 | 0 |
| Led NU in Scoring | 0 | 0 |
| Led NU in Reb. | 0 | 0 |
| Led NU in Assists | 0 | 0 |

SEASON/CAREER HIGHS

| | |
|---------------------|------------------------------------|
| Points | |
| Season: | 3, Two times (last, 12/7/24) |
| College Career: | 4, South Carolina State (12/29/23) |
| Rebounds | |
| Season: | 4, FDU (11/13/24) |
| College Career: | Same |
| Field Goals | |
| Season: | 1, Three times (last, 12/7/24) |
| College Career: | 1, Eight times (last, 12/7/24) |
| 3-Point Field Goals | |
| Season: | 1, at Michigan State (12/7/24) |
| College Career: | 1, Two times (last, 12/7/24) |
| Free Throws | |
| Season: | 1, North Florida (12/1/24) |
| College Career: | 2, South Carolina State (12/29/23) |
| Free Throw Attempts | |
| Season: | 1, North Florida (12/1/24) |
| College Career: | 2, Two times (last, 12/29/23) |
| Assists | |
| Season: | 3, North Florida (12/1/24) |
| College Career: | Same |
| Steals | |
| Season: | 2 North Florida (12/1/24) |
| College Career: | Same |
| Blocks | |
| Season: | 2, North Florida (12/1/24) |
| College Career: | Same |
| Minutes Played | |
| Season: | 16:03, North Florida (12/1/24) |
| College Career: | Same |

2024-25 GAME BY GAME

| Opponent | Date | GS | MIN | Total | | 3-Pointers | | Free throws | | Rebounds | | | | PF | A | TO | BLK | STL | PTS | AVG |
|-----------------|------------|----|-------|--------|------|------------|------|-------------|-------|----------|-----|-----|-----|----|---|----|-----|-----|-----|-----|
| | | | | FG-FGA | PCT | 3FG-3FGA | PCT | FT-FTA | PCT | OFF | DEF | TOT | AVG | | | | | | | |
| FDU | 11/13/2024 | | 06:44 | 1-2 | .500 | 0-1 | .000 | 0-0 | .000 | 2 | 2 | 4 | 4.0 | 0 | 2 | 0 | 0 | 1 | 2 | 2.0 |
| at Creighton | 11/22/2024 | | 01:06 | 0-0 | .000 | 0-0 | .000 | 0-0 | .000 | 0 | 0 | 0 | 2.0 | 0 | 0 | 0 | 0 | 0 | 0 | 1.0 |
| South Dakota | 11/27/2024 | | 10:35 | 0-3 | .000 | 0-2 | .000 | 0-0 | .000 | 0 | 1 | 1 | 1.7 | 1 | 1 | 0 | 0 | 0 | 0 | 0.7 |
| North Florida | 12/01/2024 | | 16:03 | 1-2 | .500 | 0-1 | .000 | 1-1 | 1.000 | 0 | 1 | 1 | 1.5 | 1 | 3 | 1 | 2 | 2 | 3 | 1.3 |
| at Michigan St. | 12/07/2024 | | 09:13 | 1-3 | .333 | 1-3 | .333 | 0-0 | .000 | 0 | 1 | 1 | 1.4 | 0 | 0 | 1 | 0 | 0 | 3 | 1.6 |
| Indiana | 12/13/2024 | | 02:37 | 0-0 | .000 | 0-0 | .000 | 0-0 | .000 | 0 | 1 | 1 | 1.3 | 0 | 0 | 0 | 0 | 0 | 0 | 1.3 |
| vs Murray St. | 12/22/2024 | | 05:41 | 0-0 | .000 | 0-0 | .000 | 0-0 | .000 | 0 | 0 | 0 | 1.1 | 0 | 0 | 1 | 0 | 0 | 0 | 1.1 |
| at Hawaii | 12/23/2024 | | 00:31 | 0-0 | .000 | 0-0 | .000 | 0-0 | .000 | 0 | 0 | 0 | 1.0 | 0 | 0 | 0 | 0 | 0 | 0 | 1.0 |
| vs Oregon St. | 12/25/2024 | | 00:09 | 0-0 | .000 | 0-0 | .000 | 0-0 | .000 | 0 | 0 | 0 | 0.9 | 0 | 0 | 0 | 0 | 0 | 0 | 0.9 |
| Southern U. | 12/30/2024 | | 08:57 | 0-0 | .000 | 0-0 | .000 | 0-0 | .000 | 0 | 2 | 2 | 1.0 | 0 | 2 | 1 | 0 | 1 | 0 | 0.8 |
| UCLA | 01/04/2025 | | 00:42 | 0-0 | .000 | 0-0 | .000 | 0-0 | .000 | 0 | 0 | 0 | 0.9 | 0 | 0 | 0 | 0 | 0 | 0 | 0.7 |
| at Iowa | 01/07/2025 | | 01:06 | 0-0 | .000 | 0-0 | .000 | 0-0 | .000 | 0 | 0 | 0 | 0.8 | 0 | 0 | 2 | 0 | 0 | 0 | 0.7 |
| at Purdue | 01/12/2025 | | 02:47 | 0-0 | .000 | 0-0 | .000 | 0-0 | .000 | 0 | 0 | 0 | 0.8 | 1 | 0 | 0 | 0 | 0 | 0 | 0.6 |
| Totals | | 0 | 66:11 | 3-10 | .300 | 1-7 | .143 | 1-1 | 1.000 | 2 | 8 | 10 | 0.8 | 3 | 8 | 6 | 2 | 4 | 8 | 0.6 |

Player Averages

| Games Played | Minutes/ game | Points/ game | FG Pct | 3FG Pct | FT Pct | Rebounds/ game | Assists/ game | Turnovers/ game | Assist/Turnover ratio | Steals/ game | Blocks/ game |
|--------------|---------------|--------------|--------|---------|--------|----------------|---------------|-----------------|-----------------------|--------------|--------------|
| 13 | 5.1 | 0.6 | 30.0 | 14.3 | 100.0 | 0.8 | 0.6 | 0.5 | 1.3 | 0.3 | 0.2 |



2024-25 HONORS

BRAXTON MEAH

SENIOR • CENTER • 7-1 • 265 • LAYTON, UTAH • WASHINGTON

- Washington transfer who provides rim protection and a defensive presence after starting for the Huskies for the last two seasons
- Averages 3.4 points per game on 77 percent shooting and 3.5 rebounds per game
- Matched his season high with six rebounds and added six points against Rutgers
- Grabbed five rebounds and blocked two shots in 15 minutes of work against Southern
- Played a key role in the win at Hawai'i with six points, five boards and a block in 21 minutes, as NU was +14 with him on the court
- Had four points and three rebounds in 15 minutes in the victory over Indiana
- Totaled five points, four boards and two assists in 14 minutes in the win over North Florida
- Finished with a season-high 12 points on 6-of-6 shooting and five boards in the win over South Dakota
- Grabbed six rebounds and added a steal while helping limit Ryan Kalkbrenner without a field goal in NU's 74-63 win over No. 14 Creighton
- Totaled three rebounds and a blocked shot in 21 minutes against Saint Mary's after missing the FDU game because of an injury
- Finished with nine points, four rebounds and a blocked shot against Bethune-Cookman
- Played in all 32 games in 2023-24 and averaged 5.3 points and 5.3 rebounds per game, as he paced the Huskies in field goal percentage (.770) and blocks (27)
- Totaled three double-doubles and had six games in double figures including a 19-point, eight-rebound, five-block effort against UCLA
- Played through the 2023-24 season with a wrist injury which eventually required off-season surgery
- Was named to the Pac-12 all-defensive team in 2022-23, as he ranked in the top 10 in the Pac-12 in both blocked shots (fifth) and rebounding (seventh) while averaging 8.8 points, 7.2 rebounds and 1.6 blocks per game
- Began his career at Fresno State, where he played in 52 games over his first two collegiate seasons
- Played for San Joaquin Memorial as a junior during the 2018-19 season for Coach Brad Roznovsky, averaging 11.3 points, 10.1 rebounds and 3.0 blocks per game en route to a 22-11 record and the Central Section Division II title
- Did not play as a senior because he started his high school eligibility clock by enrolling while still junior-high age, which is allowed in Utah
- Played his AAU ball with the Las Vegas Prospects and Coach Quincy Pondexter on the EYBL circuit

CAREER STATS

| | | | | Field Goals | | 3-Point | | F-Throws | | Rebounds | | | | | | | | Scoring | | |
|----------------|--------|--------|-----------|-------------|------|----------|------|----------|------|----------|-----|-----|-----|--------|----|-----|-----|---------|-----|-----|
| SEASON | TEAM | GP-GS | MIN/AVG | FG-FGA | FG% | 3FG-3FGA | 3FG% | FT-FTA | FT% | OFF | DEF | TOT | AVG | PF-FO | A | TO | BLK | STL | PTS | AVG |
| 2020-21 | Fresno | 23-0 | 219/9.5 | 26-40 | .650 | 0-0 | .000 | 12-29 | .414 | 26 | 26 | 52 | 2.3 | 34-1 | 2 | 8 | 11 | 4 | 64 | 2.8 |
| 2021-22 | Fresno | 32-0 | 258/8.1 | 29-37 | .784 | 0-0 | .000 | 13-29 | .448 | 17 | 53 | 70 | 2.2 | 40-0 | 2 | 23 | 13 | 2 | 71 | 2.2 |
| 2022-23 | UW | 31-31 | 846/27.3 | 108-153 | .706 | 0-0 | .000 | 58-84 | .690 | 72 | 150 | 222 | 7.2 | 89-4 | 18 | 47 | 50 | 15 | 274 | 8.8 |
| 2023-24 | UW | 32-16 | 541/16.9 | 67-87 | .770 | 0-0 | .000 | 34-69 | .493 | 44 | 127 | 171 | 5.3 | 77-5 | 10 | 34 | 27 | 7 | 168 | 5.3 |
| 2024-25 | Nebr | 17-17 | 259/15.2 | 27-35 | .771 | 0-0 | .000 | 3-11 | .273 | 19 | 41 | 60 | 3.5 | 30-0 | 14 | 19 | 7 | 6 | 57 | 3.4 |
| TOTAL FOR Nebr | | 17-17 | 259/15.2 | 27-35 | .771 | 0-0 | .000 | 3-11 | .273 | 19 | 41 | 60 | 3.5 | 30-0 | 14 | 19 | 7 | 6 | 57 | 3.4 |
| TOTAL | | 135-64 | 2122/15.7 | 257-352 | .730 | 0-0 | .000 | 120-222 | .541 | 178 | 397 | 575 | 4.3 | 270-10 | 46 | 131 | 108 | 34 | 634 | 4.7 |

MISC. STATS

| Category | 2024-25 | Career* |
|-------------------|---------|---------|
| 10+ Points | 1 | 23 |
| 20+ Points | 0 | 2 |
| 30+ Points | 0 | 0 |
| 40+ Points | 0 | 0 |
| Double-Doubles | 0 | 6 |
| 10+ Rebounds | 0 | 10 |
| 10+ Assists | 0 | 0 |
| Led NU in Scoring | 0 | 0 |
| Led NU in Reb. | 0 | 0 |
| Led NU in Assists | 0 | 0 |

*-includes Washington and Fresno State

SEASON/CAREER HIGHS

| | |
|---------------------|--------------------------------|
| Points | |
| Season: | 12, South Dakota (11/27/24) |
| College Career: | 21, Stanford (1/12/23) |
| Rebounds | |
| Season: | 6, Two times (1/16/25) |
| College Career: | 14, Two times (last, 2/22/24) |
| Field Goals | |
| Season: | 6, South Dakota (11/27/24) |
| College Career: | 9, UCLA (1/1/23) |
| 3-Point Field Goals | |
| Season: | None |
| College Career: | None |
| Free Throws | |
| Season: | 1, Bethune-Cookman (11/9/24) |
| College Career: | 6, UC San Diego (11/28/23) |
| Free Throw Attempts | |
| Season: | 3, Two times (last, 1/16/26) |
| College Career: | 7, Three times (last, 2/22/24) |
| Assists | |
| Season: | 2, Four times (last, 1/16/25) |
| College Career: | 3, Three times (last, 1/14/23) |
| Steals | |
| Season: | 2, vs. Murray State (12/22/24) |
| College Career: | 2, Five times (last, 2/17/24) |
| Blocks | |
| Season: | 2, Southern (12/30/24) |
| College Career: | 6, Cal Poly (12/13/22) |
| Minutes Played | |
| Season: | 21:11, South Dakota (11/27/24) |
| College Career: | 42:05, Arizona State (1/26/23) |

2024-25 GAME BY GAME

| Opponent | Date | GS | MIN | Total | | 3-Pointers | | Free throws | | Rebounds | | | | PF | A | TO | BLK | STL | PTS | AVG | |
|----------------------|------------|----|-------|--------|-------|------------|------|-------------|-------|----------|-----|-----|-----|-----|----|----|-----|-----|-----|-----|-----|
| | | | | FG-FGA | PCT | 3FG-3FGA | PCT | FT-FTA | PCT | OFF | DEF | TOT | AVG | | | | | | | | |
| UTRGV | 11/04/2024 | * | 10:17 | 0-2 | .000 | 0-0 | .000 | 0-3 | .000 | 1 | 3 | 4 | 4.0 | 2 | 2 | 2 | 0 | 0 | 0.0 | | |
| Bethune-Cookman | 11/09/2024 | * | 20:14 | 4-6 | .667 | 0-0 | .000 | 1-1 | 1.000 | 1 | 3 | 4 | 4.0 | 2 | 1 | 2 | 1 | 0 | 9 | 4.5 | |
| vs Saint Mary's (CA) | 11/17/2024 | * | 20:34 | 0-1 | .000 | 0-0 | .000 | 0-0 | .000 | 2 | 1 | 3 | 3.7 | 1 | 0 | 3 | 1 | 0 | 0 | 3.0 | |
| at Creighton | 11/22/2024 | * | 11:11 | 0-0 | .000 | 0-0 | .000 | 0-0 | .000 | 1 | 5 | 6 | 4.3 | 4 | 0 | 0 | 0 | 1 | 0 | 2.3 | |
| South Dakota | 11/27/2024 | * | 21:11 | 6-6 | 1.000 | 0-0 | .000 | 0-0 | .000 | 1 | 4 | 5 | 4.4 | 2 | 1 | 0 | 0 | 0 | 1 | 12 | 4.2 |
| North Florida | 12/01/2024 | * | 14:45 | 2-2 | 1.000 | 0-0 | .000 | 1-2 | .500 | 0 | 4 | 4 | 4.3 | 2 | 2 | 2 | 0 | 0 | 5 | 4.3 | |
| at Michigan St. | 12/07/2024 | * | 10:50 | 0-1 | .000 | 0-0 | .000 | 0-0 | .000 | 1 | 1 | 2 | 4.0 | 4 | 0 | 1 | 0 | 1 | 0 | 3.7 | |
| Indiana | 12/13/2024 | * | 15:22 | 2-2 | 1.000 | 0-0 | .000 | 0-0 | .000 | 0 | 3 | 3 | 3.9 | 1 | 0 | 3 | 0 | 0 | 4 | 3.8 | |
| vs Murray St. | 12/22/2024 | * | 15:11 | 1-1 | 1.000 | 0-0 | .000 | 0-0 | .000 | 1 | 2 | 3 | 3.8 | 1 | 1 | 2 | 0 | 2 | 2 | 3.6 | |
| at Hawaii | 12/23/2024 | * | 21:07 | 3-4 | .750 | 0-0 | .000 | 0-0 | .000 | 2 | 3 | 5 | 3.9 | 1 | 1 | 1 | 1 | 0 | 6 | 3.8 | |
| vs Oregon St. | 12/25/2024 | * | 15:53 | 0-0 | .000 | 0-0 | .000 | 0-0 | .000 | 1 | 1 | 2 | 3.7 | 3 | 1 | 0 | 0 | 0 | 0 | 3.5 | |
| Southern U. | 12/30/2024 | * | 15:13 | 1-2 | .500 | 0-0 | .000 | 1-1 | 1.000 | 3 | 2 | 5 | 3.8 | 2 | 0 | 2 | 2 | 0 | 3 | 3.4 | |
| UCLA | 01/04/2025 | * | 15:18 | 1-1 | 1.000 | 0-0 | .000 | 0-1 | .000 | 1 | 2 | 3 | 3.8 | 1 | 0 | 0 | 0 | 1 | 2 | 3.3 | |
| at Iowa | 01/07/2025 | * | 16:34 | 2-2 | 1.000 | 0-0 | .000 | 0-0 | .000 | 0 | 2 | 2 | 3.6 | 2 | 2 | 0 | 0 | 0 | 4 | 3.4 | |
| at Purdue | 01/12/2025 | * | 14:36 | 2-2 | 1.000 | 0-0 | .000 | 0-0 | .000 | 1 | 0 | 1 | 3.5 | 1 | 1 | 1 | 1 | 0 | 4 | 3.4 | |
| Rutgers | 01/16/2025 | * | 16:34 | 3-3 | 1.000 | 0-0 | .000 | 0-3 | .000 | 3 | 3 | 6 | 3.6 | 1 | 2 | 0 | 1 | 0 | 6 | 3.6 | |
| at Maryland | 01/19/2025 | * | 03:46 | 0-0 | .000 | 0-0 | .000 | 0-0 | .000 | 0 | 2 | 2 | 3.5 | 0 | 0 | 0 | 0 | 0 | 0 | 3.4 | |
| Totals | | | 17 | 258:35 | 27-35 | .771 | 0-0 | .000 | 3-11 | .273 | 19 | 41 | 60 | 3.5 | 30 | 14 | 19 | 7 | 6 | 57 | 3.4 |

Player Averages

| Games Played | Minutes/game | Points/game | FG Pct | 3FG Pct | FT Pct | Rebounds/game | Assists/game | Turnovers/game | Assist/Turnover ratio | Steals/game | Blocks/game |
|--------------|--------------|-------------|--------|---------|--------|---------------|--------------|----------------|-----------------------|-------------|-------------|
| 17 | 15.2 | 3.4 | 77.1 | 0.0 | 27.3 | 3.5 | 0.8 | 1.1 | 0.7 | 0.4 | 0.4 |



HENRY BURT

SOPHOMORE • FORWARD • 6-7 • 222 • OMAHA, NEB. • ELKHORN SOUTH

- Third-year sophomore walk-on who provides depth in the frontcourt as he has made four appearances
- Played the final minute of the win over South Dakota and the final 2:06 of the win over North Florida
- Had a basket as he played the final 1:40 in the win over FDU
- Saw action in seven games in 2023-24, tallying two points and three rebounds in 10 minutes of work
- Scored his first career basket against Florida A&M and grabbed rebounds against Florida A&M, Stony Brook and Michigan
- Helped Elkhorn South to a 16-9 record and the school's first-ever Class A (largest class) state tournament appearance in 2022
- Honorable-mention Class A all-state pick after averaging 12.6 points and 6.1 rebounds per game

2024-25 HONORS

MISC. STATS

| Category | 2024-25 | Career |
|-------------------|---------|--------|
| 10+ Points | 0 | 0 |
| 20+ Points | 0 | 0 |
| 30+ Points | 0 | 0 |
| 40+ Points | 0 | 0 |
| Double-Doubles | 0 | 0 |
| 10+ Rebounds | 0 | 0 |
| 10+ Assists | 0 | 0 |
| Led NU in Scoring | 0 | 0 |
| Led NU in Reb. | 0 | 0 |
| Led NU in Assists | 0 | 0 |

SEASON/CAREER HIGHS

| | |
|---------------------|--------------------------------|
| Points | |
| Season: | 2, FDU (11/13/24) |
| College Career: | 2, Two times (last, 11/13/24) |
| Rebounds | |
| Season: | |
| College Career: | 1, Three times (last, 2/10/23) |
| Field Goals | |
| Season: | 1, FDU (11/13/24) |
| College Career: | 1, Two times (last, 11/13/24) |
| 3-Point Field Goals | |
| Season: | |
| College Career: | None |
| Free Throws | |
| Season: | |
| College Career: | None |
| Free Throw Attempts | |
| Season: | |
| College Career: | 2, Florida A&M (11/9/23) |
| Assists | |
| Season: | |
| College Career: | None |
| Steals | |
| Season: | |
| College Career: | None |
| Blocks | |
| Season: | |
| College Career: | None |
| Minutes Played | |
| Season: | 1:40, FDU (11/13/24) |
| College Career: | 2:37, Lindenwood (11/6/23) |

CAREER STATS

| | | | Field Goals | | | 3-Point | | F-Throws | | Rebounds | | | | | | | | Scoring | | |
|---------|------|-------|-------------|--------|------|----------|------|----------|------|----------|-----|-----|-----|-------|---|----|-----|---------|-----|-----|
| SEASON | TEAM | GP-GS | MIN/AVG | FG-FGA | FG% | 3FG-3FGA | 3FG% | FT-FTA | FT% | OFF | DEF | TOT | AVG | PF-FO | A | TO | BLK | STL | PTS | AVG |
| 2023-24 | Nebr | 7-0 | 10/1.4 | 1-2 | .500 | 0-1 | .000 | 0-2 | .000 | 0 | 3 | 3 | 0.4 | 1-0 | 0 | 0 | 0 | 0 | 2 | 0.3 |
| 2024-25 | Nebr | 4-0 | 7/1.7 | 1-4 | .250 | 0-1 | .000 | 0-0 | .000 | 0 | 0 | 0 | 0.0 | 1-0 | 0 | 0 | 0 | 0 | 2 | 0.5 |
| TOTAL | | 11-0 | 16/1.5 | 2-6 | .333 | 0-2 | .000 | 0-2 | .000 | 0 | 3 | 3 | 0.3 | 2-0 | 0 | 0 | 0 | 0 | 4 | 0.4 |

2024-25 GAME BY GAME

| Opponent | Date | GS | MIN | Total | | 3-Pointers | | Free throws | | Rebounds | | | | PF | | A | TO | BLK | STL | PTS | AVG |
|---------------|------------|----|-------|-------|------|------------|------|-------------|------|----------|-----|-----|-----|----|---|---|----|-----|-----|-----|-----|
| | | | | FG | PCT | 3FG | PCT | FT | PCT | OFF | DEF | TOT | AVG | 0 | 0 | | | | | | |
| FDU | 11/13/2024 | | 01:40 | 1-2 | .500 | 0-1 | .000 | 0-0 | .000 | 0 | 0 | 0 | 0.0 | 0 | 0 | 0 | 0 | 0 | 2 | 2.0 | |
| South Dakota | 11/27/2024 | | 00:56 | 0-0 | .000 | 0-0 | .000 | 0-0 | .000 | 0 | 0 | 0 | 0.0 | 0 | 0 | 0 | 0 | 0 | 0 | 1.0 | |
| North Florida | 12/01/2024 | | 02:03 | 0-1 | .000 | 0-0 | .000 | 0-0 | .000 | 0 | 0 | 0 | 0.0 | 1 | 0 | 0 | 0 | 0 | 0 | 0.7 | |
| Southern U. | 12/30/2024 | | 02:00 | 0-1 | .000 | 0-0 | .000 | 0-0 | .000 | 0 | 0 | 0 | 0.0 | 0 | 0 | 0 | 0 | 0 | 0 | 0.5 | |
| Totals | | 0 | 06:39 | 1-4 | .250 | 0-1 | .000 | 0-0 | .000 | 0 | 0 | 0 | 0.0 | 1 | 0 | 0 | 0 | 0 | 2 | 0.5 | |

Player Averages

| Games Played | Minutes/ game | Points/ game | FG Pct | 3FG Pct | FT Pct | Rebounds/ game | Assists/ game | Turnovers/ game | Assist/Turnover ratio | Steals/ game | Blocks/ game |
|--------------|---------------|--------------|--------|---------|--------|----------------|---------------|-----------------|-----------------------|--------------|--------------|
| 4 | 1.7 | 0.5 | 25.0 | 0.0 | 0.0 | 0.0 | 0.0 | 0.0 | 0.0 | 0.0 | 0.0 |



2024-25 HONORS

RIENK MAST

SENIOR • FORWARD • 6-10 • 260 • GRONINGEN, NETHERLANDS • BRADLEY

- All-Big Ten performer who will miss the 2024-25 season after knee surgery in May of 2024
- Was a third-team All-Big Ten honoree by the coaches, as he averaged 12.3 ppg, 7.5 rpg and 3.0 apg, leading NU in rebounding and assists
- Reached double figures 20 times in 2023-24, including a career-high 34 points vs. Ohio State, including six 3-pointers, along with 10 rebounds
- Totaled six double-doubles, which was the most by a Husker since 2007-08
- Spent the summer of 2023 playing for the Netherlands National Team as they tried to qualify for the 2024 Olympics. He averaged 6.0 points, 6.0 rebounds and 1.3 assists in the 2023 FIBA Olympic Pre-Qualifying Tournament and was second on the team in rebounds per game
- Played three seasons at Bradley, totaling 1,001 points and 657 rebounds after missing the 2019-20 season because of injury
- Earned first-team All-Missouri Valley Conference honors in 2022-23, leading Bradley in scoring (13.8 ppg) and rebounding (8.0 rpg) while shooting 51 percent from the floor and 35 percent from 3-point range.
- Graduated from Bradley with a degree in physics in May of 2023 and is working on a master's degree in applied science

MISC. STATS

| Category | 2024-25 | Career* |
|-------------------|---------|---------|
| 10+ Points | 0 | 76 |
| 20+ Points | 0 | 12 |
| 30+ Points | 0 | 2 |
| 40+ Points | 0 | 0 |
| Double-Doubles | 0 | 26 |
| 10+ Rebounds | 0 | 30 |
| 10+ Assists | 0 | 0 |
| Led NU in Scoring | 0 | 6 |
| Led NU in Reb. | 0 | 15 |
| Led NU in Assists | 0 | 6 |

*Includes Bradley

CAREER STATS

| | | | | Field Goals | | 3-Point | | F-Throws | | Rebounds | | | | | | | | Scoring | | |
|----------------|------|---------|-----------|-------------|------|----------|------|----------|------|----------|-----|-----|-----|-------|-----|-----|-----|---------|------|------|
| SEASON | TEAM | GP-GS | MIN/AVG | FG-FGA | FG% | 3FG-3FGA | 3FG% | FT-FTA | FT% | OFF | DEF | TOT | AVG | PF-FO | A | TO | BLK | STL | PTS | AVG |
| 2020-21 | BRAD | 28-19 | 657/23.4 | 93-192 | .484 | 33-92 | .359 | 21-29 | .724 | 46 | 118 | 164 | 5.9 | 43-0 | 37 | 33 | 13 | 8 | 240 | 8.6 |
| 2021-22 | BRAD | 31-31 | 852/27.5 | 138-290 | .476 | 27-95 | .284 | 57-82 | .695 | 81 | 180 | 261 | 8.4 | 54-0 | 44 | 49 | 29 | 17 | 360 | 11.6 |
| 2022-23 | BRAD | 29-29 | 834/28.8 | 162-313 | .518 | 24-68 | .353 | 53-72 | .736 | 64 | 168 | 232 | 8.0 | 62-0 | 70 | 52 | 15 | 18 | 401 | 13.8 |
| 2023-24 | Nebr | 32-32 | 951/29.7 | 148-342 | .433 | 42-122 | .344 | 57-68 | .838 | 61 | 180 | 241 | 7.5 | 63-1 | 95 | 58 | 16 | 13 | 395 | 12.3 |
| TOTAL FOR Nebr | | 32-32 | 951/29.7 | 148-342 | .433 | 42-122 | .344 | 57-68 | .838 | 61 | 180 | 241 | 7.5 | 63-1 | 95 | 58 | 16 | 13 | 395 | 12.3 |
| TOTAL | | 120-111 | 3294/27.5 | 541-1137 | .476 | 126-377 | .334 | 188-251 | .749 | 252 | 646 | 898 | 7.5 | 222-1 | 246 | 192 | 73 | 56 | 1396 | 11.6 |

2024-25 GAME BY GAME

SEASON/CAREER HIGHS

| | |
|---------------------|--------------------------------|
| Points | |
| Season: | |
| College Career: | 34, Ohio State (1/23/24) |
| Rebounds | |
| Season: | |
| College Career: | 16, Florida A&M (11/9/23) |
| Field Goals | |
| Season: | |
| College Career: | 13, Ohio State (1/23/24) |
| 3-Point Field Goals | |
| Season: | |
| College Career: | 6, Ohio State (1/23/24) |
| Free Throws | |
| Season: | |
| College Career: | 7, Two times (last, 12/17/22) |
| Free Throw Attempts | |
| Season: | |
| College Career: | 9, Two times (last, 12/17/22) |
| Assists | |
| Season: | |
| College Career: | 8, Michigan (2/10/24) |
| Steals | |
| Season: | |
| College Career: | 3, Two times (last, 12/22/22) |
| Blocks | |
| Season: | |
| College Career: | 3, Two times (last, 3/3/23) |
| Minutes Played | |
| Season: | |
| College Career: | 38, Three times (last, 2/1/24) |

2024-25 BOXSCORES

NEBRASKA 87, UTRGV 67



Official Basketball Box Score - Final
UTRGV at Nebraska
11/04/24 Pinnacle Bank Arena, Lincoln
2024-25 Men's Basketball

Game Time: 7:01 PM
Game Duration: 2:06
Attendance: 14,305

Officials: Kelly Pfeifer, Chad Barlow, Jourdan Love

UTRGV - 67

Record: 0-1

| NO. | Name | Min | FG | 3P | FT | Rebounds | Fouls | TP | AS | TO | ST | Blocks | BS | BA | + | - |
|--------|--------------------|---------|-------|-------|-----|----------|-------|----|----|----|----|--------|----|----|---|-----|
| 3 | Dekedran Thorn | F 25:41 | 4-10 | 3-7 | 0-0 | 0 | 3 | 4 | 1 | 11 | 1 | 4 | 0 | 0 | 1 | -11 |
| 33 | Tommy Gankhyag | C 19:06 | 4-5 | 3-4 | 0-1 | 1 | 2 | 3 | 4 | 1 | 11 | 1 | 3 | 0 | 0 | -8 |
| 10 | Cliff Davis | G 30:11 | 4-12 | 4-10 | 0-0 | 2 | 5 | 7 | 3 | 0 | 12 | 0 | 1 | 0 | 0 | 1 |
| 4 | Hasan Abdul Hakim | G 28:55 | 2-7 | 0-4 | 0-0 | 1 | 6 | 7 | 3 | 2 | 4 | 6 | 1 | 2 | 0 | -18 |
| 25 | Trey Miller | G 22:27 | 2-6 | 0-3 | 2-2 | 1 | 1 | 2 | 4 | 3 | 6 | 1 | 7 | 0 | 0 | -26 |
| 4 | K.T. Raimey | 27:47 | 5-13 | 2-8 | 2-2 | 0 | 1 | 1 | 0 | 4 | 14 | 0 | 1 | 1 | 0 | -7 |
| 5 | Howie Fleming Jr. | 15:39 | 2-4 | 1-2 | 2-4 | 1 | 1 | 1 | 2 | 3 | 7 | 2 | 2 | 0 | 0 | -8 |
| 12 | Kwo Agwa | 05:32 | 0-0 | 0-0 | 0 | 1 | 1 | 4 | 0 | 0 | 0 | 0 | 0 | 0 | 0 | -5 |
| 23 | Isaiah Barganier | 03:21 | 0-2 | 0-0 | 0-0 | 0 | 0 | 0 | 1 | 0 | 0 | 0 | 0 | 1 | 0 | -3 |
| 21 | Marshall Destremna | 10:45 | 0-0 | 0-0 | 0 | 2 | 2 | 4 | 2 | 1 | 0 | 0 | 1 | 0 | 0 | 0 |
| 2 | Jaylen Washington | 10:37 | 1-3 | 0-1 | 0-0 | 0 | 1 | 1 | 0 | 0 | 2 | 0 | 0 | 0 | 0 | -6 |
| Team | | | | | | 1 | 1 | 2 | 0 | 0 | 0 | 0 | 0 | 0 | 0 | 0 |
| Totals | | | 24-62 | 13-41 | 6-9 | 9 | 23 | 32 | 27 | 15 | 67 | 11 | 20 | 4 | 0 | -20 |

Technical Fouls: NONE

| Shooting By Period | | |
|---------------------|-------|-------|
| 1 st FG% | 11-30 | 36.7% |
| 3PT% | 8-25 | 32.0% |
| FT% | 6-9 | 66.7% |
| 2 nd FG% | 13-32 | 40.6% |
| 3PT% | 5-16 | 31.3% |
| FT% | 0-0 | 0% |
| GMFG% | 24-62 | 38.7% |
| 3PT% | 13-41 | 31.7% |
| FT% | 6-9 | 66.7% |

Dead Ball Rebounds: 1, 0

Nebraska - 87

Record: 1-0

| NO. | Name | Min | FG | 3P | FT | Rebounds | Fouls | TP | AS | TO | ST | Blocks | BS | BA | + | - |
|--------|------------------|---------|-------|------|-------|----------|-------|----|----|----|----|--------|----|----|---|----|
| 4 | Juwan Gary | F 25:22 | 2-8 | 1-4 | 4-4 | 2 | 2 | 4 | 2 | 2 | 9 | 0 | 2 | 1 | 0 | 26 |
| 9 | Berke Buyukuncel | F 26:35 | 3-4 | 0-0 | 0-0 | 1 | 5 | 6 | 3 | 1 | 6 | 2 | 1 | 2 | 0 | 21 |
| 34 | Braxton Meah | C 10:17 | 0-2 | 0-0 | 0-3 | 1 | 3 | 4 | 2 | 3 | 0 | 2 | 2 | 0 | 0 | 5 |
| 3 | Brice Williams | G 27:47 | 8-18 | 1-6 | 10-11 | 1 | 4 | 5 | 0 | 6 | 27 | 0 | 2 | 0 | 0 | 8 |
| 24 | Rollie Worster | G 29:25 | 6-7 | 1-1 | 5-9 | 2 | 7 | 9 | 1 | 9 | 18 | 3 | 3 | 4 | 1 | 21 |
| 23 | Andrew Morgan | 20:22 | 3-6 | 0-0 | 4-6 | 2 | 3 | 5 | 3 | 4 | 10 | 0 | 0 | 0 | 0 | 6 |
| 0 | Connor Essegian | 23:16 | 4-5 | 3-4 | 2-2 | 0 | 4 | 4 | 1 | 12 | 3 | 2 | 2 | 1 | 0 | 15 |
| 2 | Ahron Ulis | 10:35 | 0-1 | 0-1 | 0-0 | 1 | 1 | 2 | 1 | 0 | 0 | 2 | 0 | 1 | 0 | -1 |
| 12 | Gavin Griffiths | 13:59 | 2-5 | 0-3 | 0-0 | 1 | 2 | 3 | 1 | 0 | 4 | 0 | 0 | 0 | 1 | 4 |
| 1 | Sam Holberg | 12:23 | 0-1 | 0-0 | 0-0 | 0 | 0 | 0 | 1 | 0 | 0 | 1 | 0 | 0 | 0 | -5 |
| Team | | | | | | 0 | 0 | 0 | 0 | 0 | 0 | 0 | 0 | 0 | 0 | 0 |
| Totals | | | 28-57 | 6-19 | 25-35 | 11 | 31 | 42 | 15 | 27 | 87 | 11 | 13 | 9 | 2 | 20 |

Technical Fouls: NONE

| Shooting By Period | | |
|---------------------|-------|-------|
| 1 st FG% | 12-23 | 52.2% |
| 3PT% | 2-7 | 28.6% |
| FT% | 16-23 | 69.6% |
| 2 nd FG% | 16-34 | 47.1% |
| 3PT% | 4-12 | 33.3% |
| FT% | 9-12 | 75% |
| GMFG% | 28-57 | 49.1% |
| 3PT% | 6-19 | 31.6% |
| FT% | 25-35 | 71.4% |

Dead Ball Rebounds: 5, 0

| UTRGV | | NEB |
|------------------|--------------------------|---------------------------|
| Biggest lead | 2 (1 st 9:30) | 20 (2 nd 0:18) |
| Best Scoring Run | 7 (2 nd 9:14) | 12 (2 nd 2:40) |
| Lead Changes | 10 | |
| Times Tied | 5 | |
| Time with Lead | 03:21 | 33:20 |

| Points from | UTRGV | NEB |
|---------------|-------|-----|
| Turnovers | 11 | 26 |
| Paint | 18 | 40 |
| Second Chance | 15 | 10 |
| Fast Breaks | 0 | 9 |
| Bench | 23 | 27 |

| Period by Period Scoring | | | |
|--------------------------|-----|-----|-----|
| | 1st | 2nd | TOT |
| UTRGV | 36 | 31 | 67 |
| NEB | 42 | 45 | 87 |

NEBRASKA 63, BETHUNE-COOKMAN 58



Official Basketball Box Score - Final
Bethune-Cookman at Nebraska
11/09/24 Pinnacle Bank Arena, Lincoln
2024-25 Men's Basketball

Game Time: 7:01 PM
Game Duration: 2:05
Attendance: 15,138

Officials: Jeffrey Anderson, Amy Bonner, Scott Brown

Bethune-Cookman - 58

Record: 0-2

| NO. | Name | Min | FG | 3P | FT | Rebounds | Fouls | TP | AS | TO | ST | Blocks | BS | BA | + | - |
|--------|------------------------|---------|-------|------|-----|----------|-------|----|----|----|----|--------|----|----|---|-----|
| 12 | Jesus Carralero Martin | F 34:21 | 4-9 | 1-5 | 0-0 | 0 | 4 | 4 | 2 | 1 | 9 | 4 | 5 | 2 | 2 | 0 |
| 15 | Reggie Ward Jr. | F 25:14 | 2-5 | 1-1 | 4-5 | 2 | 5 | 7 | 3 | 3 | 9 | 0 | 3 | 0 | 1 | 4 |
| 22 | Daniel Rouzan | F 15:34 | 2-5 | 0-1 | 0-0 | 0 | 2 | 2 | 2 | 0 | 4 | 0 | 0 | 0 | 0 | -10 |
| 2 | Brayon Freeman | G 22:47 | 3-11 | 2-6 | 0-0 | 0 | 3 | 3 | 1 | 1 | 8 | 0 | 3 | 2 | 0 | -9 |
| 5 | Gianini Hunt | G 35:32 | 4-8 | 2-4 | 0-0 | 3 | 6 | 3 | 3 | 3 | 10 | 4 | 6 | 0 | 0 | -3 |
| 33 | David Onanina | 16:12 | 2-5 | 0-0 | 1-2 | 0 | 4 | 4 | 0 | 5 | 0 | 1 | 0 | 2 | 0 | 6 |
| 21 | Jarrell Love | 03:51 | 0-1 | 0-0 | 0-0 | 1 | 0 | 1 | 1 | 1 | 0 | 0 | 2 | 0 | 0 | -7 |
| 32 | Jerome Beya | 04:19 | 0-1 | 0-0 | 0-0 | 0 | 0 | 0 | 0 | 2 | 0 | 0 | 0 | 0 | 0 | -4 |
| 1 | Trey Thomas | 24:34 | 3-12 | 2-5 | 0-0 | 0 | 2 | 2 | 1 | 2 | 8 | 2 | 2 | 1 | 0 | 1 |
| 3 | Seneca Willoughby | 04:28 | 0-0 | 0-0 | 0-0 | 1 | 0 | 1 | 0 | 0 | 0 | 0 | 0 | 0 | 0 | -2 |
| 10 | Kali Camara | 13:08 | 2-5 | 1-4 | 0-0 | 4 | 3 | 2 | 2 | 2 | 5 | 1 | 0 | 0 | 0 | 8 |
| Team | | | | | | 1 | 1 | 2 | 0 | 0 | 0 | 0 | 0 | 0 | 0 | 0 |
| Totals | | | 22-62 | 9-26 | 5-7 | 12 | 27 | 39 | 23 | 13 | 58 | 11 | 22 | 5 | 5 | -5 |

Technical Fouls: NONE

Nebraska - 63

Record: 2-0

| NO. | Name | Min | FG | 3P | FT | Rebounds | Fouls | TP | AS | TO | ST | Blocks | BS | BA | + | - |
|--------|------------------|---------|-------|------|-------|----------|-------|----|----|----|----|--------|----|----|---|----|
| 4 | Juwan Gary | F 31:19 | 4-10 | 0-1 | 3-4 | 2 | 7 | 9 | 0 | 2 | 11 | 1 | 1 | 5 | 0 | 0 |
| 9 | Berke Buyukuncel | F 25:31 | 2-6 | 0-3 | 2-2 | 2 | 5 | 7 | 0 | 3 | 6 | 0 | 1 | 0 | 2 | 0 |
| 34 | Braxton Meah | C 20:14 | 4-6 | 0-0 | 1-1 | 1 | 3 | 4 | 2 | 2 | 9 | 1 | 2 | 0 | 1 | -3 |
| 3 | Brice Williams | G 25:54 | 2-6 | 2-4 | 4-5 | 1 | 2 | 3 | 3 | 6 | 10 | 2 | 6 | 1 | 0 | 1 |
| 24 | Rollie Worster | G 23:19 | 1-5 | 1-3 | 2-2 | 1 | 0 | 1 | 0 | 1 | 5 | 2 | 5 | 2 | 0 | 1 |
| 0 | Connor Essegian | 14:11 | 2-6 | 0-3 | 4-4 | 1 | 1 | 1 | 1 | 3 | 8 | 0 | 1 | 0 | 0 | 13 |
| 2 | Ahron Ulis | 16:41 | 1-5 | 0-3 | 3-4 | 3 | 2 | 2 | 2 | 2 | 5 | 1 | 0 | 0 | 0 | -4 |
| 23 | Andrew Morgan | 11:15 | 2-4 | 0-0 | 2-3 | 0 | 3 | 3 | 2 | 3 | 6 | 0 | 2 | 0 | 1 | 1 |
| 12 | Gavin Griffiths | 13:12 | 1-2 | 1-2 | 0-0 | 2 | 2 | 2 | 3 | 0 | 3 | 0 | 0 | 0 | 0 | 7 |
| 1 | Sam Holberg | 18:24 | 0-5 | 0-3 | 0-1 | 0 | 2 | 2 | 1 | 1 | 0 | 1 | 0 | 3 | 0 | -1 |
| Team | | | | | | 2 | 1 | 3 | 0 | 0 | 0 | 0 | 0 | 0 | 0 | 0 |
| Totals | | | 19-55 | 4-22 | 21-26 | 13 | 28 | 41 | 14 | 23 | 63 | 11 | 18 | 11 | 4 | 5 |

Technical Fouls: Ulis 2nd 10:21

| BEC | | NEB |
|------------------|---------------------------|----------------------------|
| Biggest lead | 6 (1 st 14:54) | 16 (2 nd 13:55) |
| Best Scoring Run | 8 (2 nd 10:21) | 9 (2 nd 13:55) |
| Lead Changes | 2 | |
| Times Tied | 2 | |
| Time with Lead | 08:34 | 26:17 |

| Points from | BEC | NEB |
|---------------|-----|-----|
| Turnovers | 12 | 21 |
| Paint | 24 | 30 |
| Second Chance | 8 | 11 |
| Fast Breaks | 4 | 19 |
| Bench | 18 | 22 |

| Period by Period Scoring | | | |
|--------------------------|-----|-----|-----|
| | 1st | 2nd | TOT |
| BEC | 24 | 34 | 58 |
| NEB | 29 | 34 | 63 |

NEBRASKA 86, FDU 60



Official Basketball Box Score - Final
FDU at Nebraska
11/13/24 Pinnacle Bank Arena, Lincoln, Neb.
2024-25 Men's Basketball

Game Time: 7:01 PM
Game Duration: 1:57
Attendance: 14,473

Officials: Earl Walton, Michael Irving, Rob Kueneman

FDU - 60

Record: 1-3

| NO. | Name | Min | FG | 3P | FT | Rebounds | Fouls | TP | AS | TO | ST | Blocks | BS | BA | + | - |
|--------|-------------------|---------|-------|------|------|----------|-------|----|----|----|----|--------|----|----|---|-----|
| 7 | Bismark Nsiah | F 22:41 | 1-2 | 0-0 | 0-1 | 0 | 2 | 2 | 3 | 1 | 2 | 1 | 2 | 0 | 0 | -10 |
| 13 | Jo'el Emanuel | F 29:45 | 4-10 | 0-5 | 2-2 | 0 | 4 | 4 | 3 | 1 | 10 | 4 | 0 | 0 | 0 | -15 |
| 2 | Terrence Brown | G 35:55 | 9-18 | 2-4 | 3-4 | 0 | 8 | 2 | 6 | 23 | 1 | 4 | 3 | 0 | 2 | -20 |
| 8 | Ahmed Barba-Bey | G 26:34 | 3-8 | 3-4 | 1-2 | 0 | 2 | 8 | 3 | 4 | 10 | 3 | 1 | 0 | 0 | -27 |
| 20 | Dylan Jones | G 32:19 | 4-11 | 2-8 | 0-0 | 2 | 1 | 3 | 0 | 0 | 10 | 1 | 2 | 0 | 1 | -21 |
| 24 | Brayden Reynolds | 19:45 | 1-3 | 0-1 | 0-0 | 2 | 3 | 5 | 3 | 1 | 2 | 1 | 4 | 1 | 2 | -8 |
| 12 | Cameron Tweedy | 15:43 | 1-4 | 0-0 | 1-2 | 1 | 3 | 3 | 2 | 3 | 1 | 1 | 2 | 0 | 3 | -2 |
| 35 | Jacob Warren | 05:10 | 0-0 | 0-0 | 0-0 | 0 | 0 | 0 | 1 | 0 | 0 | 0 | 0 | 0 | 0 | -15 |
| 1 | Jameel Morris | 07:00 | 0-1 | 0-1 | 0-0 | 0 | 0 | 0 | 1 | 0 | 0 | 0 | 1 | 0 | 0 | -6 |
| 15 | Josiah Morris | 03:10 | 0-0 | 0-0 | 0-0 | 0 | 1 | 1 | 2 | 0 | 0 | 0 | 1 | 0 | 0 | -3 |
| 5 | Chidube Elwommadu | 01:58 | 0-0 | 0-0 | 0-0 | 0 | 0 | 0 | 0 | 0 | 0 | 0 | 0 | 0 | 0 | -3 |
| Team | | | | | | 1 | 2 | 3 | 0 | 0 | 1 | 0 | 0 | 0 | 0 | 0 |
| Totals | | | 23-57 | 7-23 | 7-11 | 7 | 24 | 31 | 21 | 15 | 60 | 12 | 17 | 6 | 3 | -26 |

Technical Fouls: NONE

| Shooting By Period | | |
|---------------------|-------|-------|
| 1 st FG% | 14-32 | 43.8% |
| 3PT% | 3-10 | 30.0% |
| FT% | 14-17 | 82.4% |
| 2 nd FG% | 14-33 | 42.4% |
| 3PT% | 4-13 | 30.8% |
| FT% | 3-4 | 75% |
| GMFG% | 23-57 | 40.4% |
| 3PT% | 7-23 | 30.4% |
| FT% | 7-11 | 63.6% |

Dead Ball Rebounds: 2, 0

Nebraska - 86

Record: 3-0

| NO. | Name | Min | FG | 3P | FT | Rebounds | Fouls | TP | AS | TO |
|-----|------|-----|----|----|----|----------|-------|----|----|----|
|-----|------|-----|----|----|----|----------|-------|----|----|----|

2024-25 BOXSCORES

NEBRASKA 74, NO. 14 CREIGHTON 63



Official Basketball Box Score - Final
Nebraska at #14 Creighton
11/29/24 CHI Health Center Omaha, Omaha
2024-25 Creighton Men's Basketball

Game Time: 7:01 PM
Game Duration: 2:11
Attendance: 18,475

Officials: Pat Driscoll, James Breeding, Keith Kimble

| Record: 4-1 | | | | | | | | | | | | |
|---------------------|---------|-----------|-----------|-----------|-----------------------|----------------|----|----|----|----|-----------------|-----|
| NO. Name | Min | FG M-A | 3P M-A | FT M-A | Rebounds OR DR TOT | Fouls PF FO | TP | AS | TO | ST | Blocks BS BA | +/- |
| 4 Juwan Gary | F 33:43 | 6-13 | 2-5 | 2-2 | 2 5 7 | 4 1 | 16 | 1 | 0 | 2 | 0 0 | 11 |
| 9 Berke Buyuktuncel | F 22:26 | 4-7 | 1-3 | 3-4 | 1 8 9 | 4 3 | 12 | 2 | 2 | 0 | 0 0 | 8 |
| 34 Braxton Meah | C 11:11 | 0-0 | 0-0 | 0-0 | 1 5 6 | 4 1 | 0 | 0 | 1 | 0 | 0 0 | 9 |
| 3 Brice Williams | G 31:25 | 4-12 | 0-1 | 8-8 | 0 2 2 | 1 5 | 16 | 0 | 1 | 1 | 0 0 | 1 |
| 24 Rolie Worster | G 30:20 | 4-11 | 0-2 | 3-4 | 1 3 4 | 4 2 | 11 | 2 | 1 | 2 | 0 2 | 4 |
| 23 Andrew Morgan | 18:36 | 1-3 | 0-1 | 0-2 | 2 2 4 | 2 2 | 2 | 3 | 1 | 1 | 0 0 | 1 |
| 0 Connor Essegian | 21:20 | 4-6 | 1-2 | 6-9 | 0 2 2 | 0 4 | 15 | 0 | 0 | 0 | 0 0 | 1 8 |
| 2 Ahron Ulis | 11:08 | 1-3 | 0-1 | 0-1 | 0 0 0 | 0 1 | 1 | 2 | 0 | 1 | 1 0 | 0 5 |
| 1 Sam Hoberg | 14:53 | 0-1 | 0-0 | 0-0 | 0 2 2 | 3 0 | 0 | 0 | 0 | 0 | 1 0 | 9 |
| 12 Gavin Griffiths | 03:52 | 0-1 | 0-0 | 0-0 | 0 1 1 | 0 0 | 0 | 0 | 0 | 1 | 0 0 | 4 |
| 31 Cale Jacobsen | 01:06 | 0-0 | 0-0 | 0-0 | 0 0 0 | 0 0 | 0 | 0 | 0 | 0 | 0 0 | 5 |
| Team | | | | | 0 0 0 | | | | | | | |
| Totals | | 24-57 | 4-16 | 22-30 | 7 30 37 | 22 19 | 74 | 8 | 7 | 10 | 1 3 | 11 |

Technical Fouls: NONE

| Record: 4-1 | | | | | | | | | | | | |
|---------------------|---------|-----------|-----------|-----------|-----------------------|----------------|----|----|----|----|-----------------|-----|
| NO. Name | Min | FG M-A | 3P M-A | FT M-A | Rebounds OR DR TOT | Fouls PF FO | TP | AS | TO | ST | Blocks BS BA | +/- |
| 41 Isaac Traudt | F 14:50 | 0-2 | 0-0 | 0-0 | 0 3 3 | 0 0 | 0 | 0 | 1 | 0 | 0 0 | -12 |
| 11 Ryan Kalkbrenner | C 38:37 | 0-1 | 0-1 | 4-8 | 5 6 11 | 4 10 | 4 | 2 | 1 | 0 | 1 0 | -8 |
| 1 Steven Ashworth | G 35:28 | 4-13 | 4-13 | 4-4 | 0 0 1 | 2 4 | 16 | 4 | 7 | 0 | 0 0 | -10 |
| 2 Pop Isaacs | G 34:30 | 7-18 | 5-12 | 6-8 | 0 7 7 | 4 4 | 25 | 1 | 3 | 1 | 0 0 | -10 |
| 8 Kamiya Neal | G 35:16 | 4-8 | 1-4 | 1-1 | 0 4 4 | 2 1 | 10 | 4 | 2 | 2 | 1 0 | -9 |
| 23 Mason Miller | 14:33 | 0-3 | 0-3 | 0-0 | 2 2 0 | 2 4 | 0 | 0 | 1 | 2 | 0 0 | 3 |
| 13 Jackson McAndrew | 17:10 | 2-6 | 2-6 | 2-2 | 0 5 5 | 2 1 | 8 | 0 | 0 | 0 | 1 0 | 2 |
| 33 Fredrick King | 01:23 | 0-0 | 0-0 | 0-0 | 0 1 1 | 1 0 | 0 | 0 | 0 | 0 | 0 0 | -3 |
| 0 Jaseen Green | 07:01 | 0-0 | 0-0 | 0-0 | 0 0 0 | 0 2 | 0 | 0 | 0 | 1 | 0 0 | -3 |
| 9 Ty Davis | 00:40 | 0-1 | 0-1 | 0-0 | 0 0 0 | 0 0 | 0 | 0 | 0 | 0 | 0 0 | -2 |
| 12 Shane Thomas | 00:32 | 0-0 | 0-0 | 0-0 | 0 0 0 | 0 0 | 0 | 0 | 0 | 0 | 0 0 | -3 |
| Team | | | | | 1 2 3 | | 0 | | 1 | | | |
| Totals | | 17-52 | 12-42 | 17-23 | 8 29 37 | 19 22 | 63 | 12 | 17 | 4 | 3 1 | -11 |

Technical Fouls: NONE

| | NEB | CU | Period by Period Scoring | | | |
|------------------|---------------------------|---------------------------|--------------------------|-----|----|-----|
| Biggest lead | 18 (1 st 2:53) | 0 (1 st 20:00) | Points from Turnovers | NEB | CU | |
| Best Scoring Run | 11 (1 st 2:53) | 6 (1 st 1:32) | Paint | 28 | 10 | |
| Lead Changes | | | Second Chance | 9 | 3 | NEB |
| Times Tied | 1 | | Fast Breaks | 4 | 12 | 35 |
| Time with Lead | 38:11 | 00:00 | Bench | 19 | 8 | CU |
| | | | | | | 24 |
| | | | | | | 39 |
| | | | | | | 74 |
| | | | | | | 63 |

| | | 1 st FG% | 2 nd FG% | 3PT% | GM FG% |
|---------------------|--|-------------------------|---------------------|------|--------|
| Shooting By Period | | 7-25 28.0% | | | |
| 1 st FG% | | 12-32 37.5% | | | |
| 3PT% | | 5-20 25.0% | | | |
| FT% | | 5-6 83.3% | | | |
| 2 nd FG% | | 10-27 37.0% | | | |
| 3PT% | | 7-22 31.8% | | | |
| FT% | | 12-17 70.6% | | | |
| GM FG% | | 17-52 32.7% | | | |
| 3PT% | | 12-42 28.6% | | | |
| FT% | | 17-23 73.9% | | | |
| | | Dead Ball Rebounds: 3 0 | | | |

NEBRASKA 96, SOUTH DAKOTA 79



Official Basketball Box Score - Final
South Dakota at Nebraska
11/27/24 Private Bank Arena, Lincoln
2024-25 Men's Basketball

Game Time: 5:35 PM
Game Duration: 2:03
Attendance: 15,172

Officials: Brian Dorsey, Edwin Young, Brian McNitt

| Record: 6-3 | | | | | | | | | | | | |
|---------------------|---------|-----------|-----------|-----------|-----------------------|----------------|----|----|----|----|-----------------|-----|
| NO. Name | Min | FG M-A | 3P M-A | FT M-A | Rebounds OR DR TOT | Fouls PF FO | TP | AS | TO | ST | Blocks BS BA | +/- |
| 54 Cameron Fens | C 24:12 | 3-5 | 0-0 | 2-2 | 2 1 3 | 1 1 | 8 | 1 | 0 | 0 | 1 0 | -8 |
| 1 Kaleb Stewart | G 21:47 | 3-10 | 2-7 | 0-0 | 0 5 5 | 0 0 | 1 | 8 | 3 | 1 | 1 0 | 3 |
| 3 Max Burchill | G 14:03 | 1-1 | 0-0 | 0-0 | 1 0 1 | 1 0 | 2 | 1 | 4 | 0 | 0 0 | -14 |
| 9 Chase Forte | G 21:16 | 7-14 | 3-7 | 3-4 | 0 0 0 | 3 2 | 20 | 0 | 3 | 1 | 0 0 | -22 |
| 23 Paul Bruns | G 27:49 | 2-6 | 2-6 | 0-0 | 0 5 5 | 2 0 | 6 | 3 | 0 | 1 | 0 0 | -21 |
| 11 Quadrine Bullock | 25:27 | 5-12 | 0-3 | 6-8 | 2 1 3 | 1 6 | 16 | 1 | 2 | 3 | 0 1 | -8 |
| 21 Jake Brack | 12:54 | 0-1 | 0-1 | 0-2 | 0 1 1 | 3 1 | 0 | 0 | 0 | 0 | 0 0 | 2 |
| 12 Isaac Bruns | 21:04 | 3-7 | 1-3 | 5-7 | 1 1 2 | 3 1 | 12 | 0 | 0 | 0 | 0 0 | -7 |
| 32 Ashton Smith | 12:56 | 0-0 | 0-0 | 0-0 | 1 5 6 | 2 0 | 0 | 0 | 1 | 0 | 1 0 | -7 |
| 2 Shay Eberwein | 16:38 | 2-4 | 0-1 | 3-4 | 1 2 3 | 2 2 | 7 | 3 | 1 | 0 | 1 0 | 0 |
| 0 Mayuom Buom | 01:54 | 0-0 | 0-0 | 0-0 | 0 0 0 | 0 0 | 0 | 0 | 0 | 0 | 0 0 | -3 |
| Team | | | | | 1 3 4 | | 0 | | | | | |
| Totals | | 26-60 | 8-28 | 19-27 | 9 24 33 | 16 16 | 79 | 12 | 12 | 6 | 3 2 | -17 |

Technical Fouls: NONE

| Record: 5-1 | | | | | | | | | | | | |
|---------------------|---------|-----------|-----------|-----------|-----------------------|----------------|----|----|----|----|-----------------|-----|
| NO. Name | Min | FG M-A | 3P M-A | FT M-A | Rebounds OR DR TOT | Fouls PF FO | TP | AS | TO | ST | Blocks BS BA | +/- |
| 4 Juwan Gary | F 02:22 | 0-1 | 0-1 | 0-0 | 0 1 1 | 0 0 | 0 | 0 | 0 | 0 | 0 0 | 0 |
| 9 Berke Buyuktuncel | F 12:29 | 2-3 | 0-1 | 2-2 | 3 3 6 | 0 1 | 6 | 3 | 3 | 1 | 0 0 | 11 |
| 34 Braxton Meah | C 21:11 | 6-6 | 0-0 | 0-0 | 1 4 5 | 2 0 | 12 | 1 | 0 | 1 | 0 0 | 25 |
| 3 Brice Williams | G 27:14 | 7-11 | 4-6 | 3-4 | 0 0 0 | 4 2 | 21 | 4 | 2 | 3 | 0 0 | 25 |
| 24 Rolie Worster | G 28:36 | 1-4 | 0-1 | 4-5 | 0 8 8 | 1 4 | 6 | 6 | 1 | 1 | 1 0 | 20 |
| 0 Connor Essegian | 32:36 | 10-22 | 6-15 | 3-3 | 0 2 2 | 2 2 | 29 | 5 | 1 | 0 | 0 1 | 19 |
| 23 Andrew Morgan | 17:53 | 1-3 | 1-1 | 5-6 | 4 3 7 | 1 4 | 8 | 2 | 1 | 0 | 1 0 | 13 |
| 1 Sam Hoberg | 23:47 | 4-6 | 1-2 | 0-0 | 0 2 2 | 1 1 | 9 | 1 | 2 | 3 | 0 0 | 11 |
| 2 Ahron Ulis | 11:24 | 1-4 | 1-2 | 0-1 | 1 1 2 | 0 1 | 3 | 1 | 2 | 1 | 0 1 | -3 |
| 12 Gavin Griffiths | 10:01 | 1-5 | 0-2 | 0-0 | 1 3 4 | 0 1 | 2 | 0 | 0 | 0 | 0 0 | -9 |
| 31 Cale Jacobsen | 10:35 | 0-3 | 0-2 | 0-0 | 0 1 1 | 1 1 | 0 | 1 | 0 | 0 | 0 0 | -4 |
| 8 Jeff Grace | 00:56 | 0-0 | 0-0 | 0-0 | 1 0 1 | 0 0 | 0 | 0 | 0 | 0 | 0 0 | -2 |
| 35 Henry Burt | 00:56 | 0-0 | 0-0 | 0-0 | 0 0 0 | 0 0 | 0 | 0 | 0 | 0 | 0 0 | -2 |
| Team | | | | | 3 1 4 | | 0 | | | | | |
| Totals | | 33-68 | 13-33 | 17-21 | 14 29 43 | 16 16 | 96 | 24 | 10 | 2 | 3 1 | 17 |

Technical Fouls: NONE

| | | SDK | NEB |
|------------------|---------------------------|----------------------------|---------|
| Biggest lead | 0 (1 st 20:00) | 23 (2 nd 17:35) | |
| Best Scoring Run | 7 (1 st 6:57) | 10 (1 st 5:26) | |
| Lead Changes | 0 | | |
| Times Tied | 1 | | |
| Time with Lead | 00:00 | 39:28 | |
| | | Points from Turnovers | SDK NEB |
| | | 18 12 | |
| | | Paint | SDK NEB |
| | | 36 38 | |
| | | Second Chance | SDK NEB |
| | | 13 7 | |
| | | Fast Breaks | SDK NEB |
| | | 7 12 | |
| | | Bench | SDK NEB |
| | | 35 51 | |

NEBRASKA 103, NORTH FLORIDA 72



Official Basketball Box Score - Final
North Florida at Nebraska
12/01/24 Private Bank Arena, Lincoln
2024-25 Men's Basketball

Game Time: 3:07 PM
Game Duration: 1:48
Attendance: 15,369

Officials: Keith Kimble, Verne Harris, Jason Phillips

| Record: 5-3 | | | | | | | | | | | | |
|-------------------|---------|-----------|-----------|-----------|-----------------------|----------------|----|----|----|----|-----------------|-----|
| NO. Name | Min | FG M-A | 3P M-A | FT M-A | Rebounds OR DR TOT | Fouls PF FO | TP | AS | TO | ST | Blocks BS BA | +/- |
| 10 Josh Harris | F 14:52 | 3-6 | 0-1 | 2-4 | 0 4 4 | 2 4 | 8 | 0 | 0 | 0 | 0 0 | -17 |
| 0 Jasai Miles | G 29:17 | 6-16 | 2-8 | 0-1 | 1 7 8 | 2 1 | 14 | 3 | 1 | 1 | 0 1 | -17 |
| 2 Nate Literas | G 25:47 | 6-9 | 4-7 | 1-1 | 1 2 3 | 5 2 | 17 | 0 | 1 | 0 | 0 0 | -13 |
| 4 Jaylen Smith | G 21:48 | 3-6 | 2-5 | 4-4 | 1 1 2 | 3 12 | 6 | 5 | 0 | 0 | 0 0 | -11 |
| 33 Oscar Berry | G 18:20 | 2-4 | 2-4 | 0-0 | 0 0 0 | 3 0 | 6 | 0 | 1 | 0 | 0 0 | -8 |
| 7 Liam Murphy | 19:16 | 3-12 | 3-10 | 1-2 | 1 4 5 | 1 1 | 10 | 0 | 0 | 0 | 0 1 | -9 |
| 11 Karmir Onil | 20:12 | 0-5 | 0-5 | 0-0 | 0 1 1 | 2 1 | 0 | 1 | 0 | 0 | 0 0 | -21 |
| 3 Mason Lee | 15:54 | 1-1 | 1-1 | 0-0 | 0 0 0 | 2 0 | 3 | 0 | 3 | 1 | 1 0 | -13 |
| 55 Ametri Moss | 18:12 | 1-3 | 0-0 | 0-0 | 2 3 5 | 0 0 | 2 | 3 | 3 | 0 | 0 0 | -1 |
| 5 Dante Oliver | 12:11 | 0-2 | 0-2 | 0-0 | 0 2 2 | 1 0 | 0 | 0 | 2 | 0 | 0 0 | -16 |
| 24 Nestor Dyachok | 04:11 | 0-1 | 0-0 | 0-0 | 0 0 0 | 1 1 | 0 | 0 | 0 | 0 | 0 1 | -10 |
| Team | | | | | 3 2 5 | | 0 | | | | | |
| Totals | | 25-65 | 14-43 | 8-12 | 10 27 37 | 19 12 | 72 | 13 | 16 | 2 | 1 4 | -31 |

Technical Fouls: NONE

| Nebraska - 103 | | Record: 6-1 | | | | | | | | | | | |
|----------------|-----------------|-------------|-----------|-----------|-----------|-----------------------|----------------|-------|------|----|----|-----------------|------|
| NO. | Name | Min | FG M-A | 3P M-A | FT M-A | Rebounds OR DR TOT | Fouls PF FO | TP | AS | TO | ST | Blocks BS BA | +/- |
| 4 | Juwan Gary | F 23:14 | 7-12 | 1-4 | 3-4 | 1 4 5 | 1 4 | 18 | 0 | 0 | 0 | 2 | 0 16 |
| 34 | Braxton Meah | C 14:45 | 2-2 | 0-0 | 1-2 | 0 4 4 | 2 3 | 5 | 2 | 2 | 0 | 0 | 0 22 |
| 0 | Connor Essegian | G 21:12 | 8-10 | 6-8 | 0-0 | 0 4 4 | 2 1 | 22 | 2 | 1 | 2 | 0 | 0 17 |
| 3 | Brice Williams | G 31:01 | 6-11 | 2-5 | 3-3 | 0 1 1 | 1 4 | 17 | 6 | 1 | 0 | 0 | 0 21 |
| 24 | Rolie Worster | G 15:56 | 2-4 | 0-0 | 0-0 | 0 2 2 | 0 4 | 4 | 3 | 0 | 0 | 0 | 0 12 |
| 23 | Andrew Morgan | 17:22 | 5-11 | 0-1 | 3-6 | 3 6 9 | 1 4 | 13 | 0 | 0 | 0 | 0 | 0 1 |
| 1 | Sam Hoberg | 15:32 | 3-3 | 1-1 | 0-0 | 0 3 3 | 0 0 | 7 | 1 | 0 | 4 | 0 | 0 14 |
| 2 | Ahron Ulis | 22:01 | 4-7 | 1-2 | 1-2 | 0 1 1 | 1 1 | 10 | 3 | 0 | 2 | 0 | 0 17 |
| 12 | Gavin Griffiths | 18:48 | 1-4 | 0-2 | 0-0 | 1 3 4 | 2 0 | 2 | 2 | 1 | 2 | 0 | 1 14 |
| 31 | Cale Jacobsen | 16:03 | 1-2 | 0-1 | 1-1 | 0 1 1 | 1 2 | 3 | 0 | 1 | 2 | 2 | 0 17 |
| 8 | Jeff Grace | 02:03 | 0-1 | 0-0 | 0-0 | 0 1 1 | 0 0 | 2 | 0 | 0 | 0 | 0 | 0 2 |
| 35 | Henry Hurt | 02:03 | 1-2 | 0-0 | 0-0 | 0 0 0 | 1 0 | 0 | 0 | 0 | 0 | 0 | 0 2 |
| Team | | | | | | 1 2 3 | 0 0 | | | | | | |
| Totals | | | 40-69 | | | 12-18 | 6 32 38 | 12 19 | 0 22 | 6 | 12 | 4 | 1 31 |

2024-25 BOXSCORES

NEBRASKA 85, INDIANA 68



Official Basketball Box Score - Final
Indiana at Nebraska
12/13/24 Pinnacle Bank Arena, Lincoln
2024-25 Men's Basketball

Game Time: 7:03 PM
Game Duration: 2:06
Attendance: 14,635

Officials: Earl Walton, Doug Simmons, Kelly Pfeifer

Indiana - 68

Record: 8-3 (1-1)

| NO. | Name | Min | FG | 3P | FT | Rebounds | Fouls | TP | AS | TO | ST | Blocks | BS | BA | +/- |
|--------|------------------|---------|-------|------|-------|-----------|----------|--------|-------|-----|----|--------|-----|-----|-----|
| | | | M-A | M-A | M-A | OR DR TOT | PF FD | | | | | | | | |
| 5 | Malik Reneau | F 19:42 | 3-6 | 0-1 | 6-8 | 2 1 3 | 4 4 | 12 | 1 | 0 | 0 | 0 | 0 | 0 | -14 |
| 21 | Mackenzie Mgbako | F 13:21 | 1-4 | 0-0 | 0-0 | 2 3 5 | 3 0 | 2 | 1 | 0 | 0 | 1 | 0 | -5 | -5 |
| 11 | Oumar Ballo | C 31:04 | 3-4 | 0-0 | 2-4 | 4 7 11 | 2 3 8 | 1 | 2 | 0 | 1 | 1 | 2 | 0 | -16 |
| 1 | Myles Rice | G 28:19 | 8-13 | 1-4 | 3-4 | 1 2 3 | 4 3 11 | 20 | 1 | 3 | 4 | 0 | -20 | 0 | -20 |
| 32 | Trey Galloway | G 32:26 | 3-12 | 3-9 | 1-2 | 1 0 1 | 1 2 10 | 3 | 2 | 0 | 0 | 0 | -24 | 0 | -24 |
| 8 | Bryson Tucker | 24:36 | 1-9 | 1-5 | 2-2 | 2 3 5 | 0 3 5 | 5 | 0 | 1 | 0 | 1 | 0 | 0 | 1 |
| 9 | Kanaan Carlyle | 13:25 | 1-7 | 0-5 | 0-0 | 0 1 1 | 3 0 2 | 2 | 1 | 1 | 0 | 0 | 0 | 10 | 0 |
| 10 | Luke Goode | 27:14 | 3-10 | 3-10 | 0-0 | 2 2 4 | 3 1 9 | 1 | 0 | 1 | 0 | 1 | 0 | -18 | 0 |
| 3 | Anthony Leal | 09:53 | 0-0 | 0-0 | 0-0 | 0 1 1 | 0 0 0 | 0 | 0 | 0 | 0 | 0 | 0 | 1 | 0 |
| Team | | | | | | 1 0 1 | 0 0 0 | 0 | 0 | 0 | 0 | 0 | | | |
| Totals | | | 23-65 | 8-35 | 14-20 | 15 20 35 | 20 16 68 | 10 9 7 | 3 1 1 | -17 | | | | | |

Technical Fouls: NONE

Nebraska - 85

Record: 7-2 (1-1)

| NO. | Name | Min | FG M-A | 3P M-A | FT M-A | Rebounds OR DR TOT | Fouls PF FD | TP | AS | TO | ST | Blocks BS | +/- |
|--------|-------------------|---------|-----------|-----------|-----------|-----------------------|----------------|----|----|----|----|--------------|------|
| 4 | Juwan Gary | F 31:50 | 5-10 | 2-4 | 2-3 | 1 4 5 | 4 4 | 14 | 1 | 2 | 0 | 0 | 1 21 |
| 9 | Berke Buyuktuncel | F 20:04 | 2-3 | 1-1 | 0-0 | 0 5 5 | 3 0 | 5 | 3 | 2 | 0 | 0 | 0 3 |
| 34 | Braxton Meah | C 15:22 | 2-2 | 0-0 | 0-0 | 0 3 3 | 1 2 | 4 | 0 | 3 | 0 | 0 | 0 4 |
| 3 | Brice Williams | G 34:25 | 10-15 | 2-3 | 8-11 | 0 6 6 | 1 7 | 30 | 5 | 2 | 1 | 0 | 2 25 |
| 24 | Rollie Worster | G 18:20 | 2-3 | 0-1 | 0-0 | 0 2 2 | 3 1 | 4 | 2 | 1 | 1 | 0 | 0 18 |
| 23 | Andrew Morgan | 17:56 | 4-5 | 0-0 | 2-4 | 2 3 5 | 2 2 | 10 | 1 | 1 | 1 | 0 | 9 |
| 0 | Connor Essegian | 27:42 | 4-7 | 2-3 | 3-4 | 0 3 3 | 1 2 | 13 | 0 | 1 | 0 | 0 | 6 |
| 2 | Ahron Ulis | 16:41 | 1-4 | 1-2 | 0-2 | 0 2 2 | 1 1 | 3 | 2 | 1 | 1 | 0 | -7 |
| 1 | Sam Holberg | 15:03 | 0-0 | 0-0 | 2-2 | 0 1 1 | 0 1 | 2 | 2 | 1 | 1 | 0 | 4 |
| 31 | Cale Jacobsen | 02:37 | 0-0 | 0-0 | 0-0 | 0 1 1 | 0 0 | 0 | 0 | 0 | 0 | 0 | 2 |
| Team | | | | | | 2 0 2 | | | 0 | 0 | | | |
| Totals | | | 30-49 | 8-14 | 17-26 | 6 29 35 | 16 20 | 85 | 16 | 14 | 5 | 1 | 3 17 |

Technical Fouls: NONE

| | IND | NEB |
|------------------|---------------------------|---------------------------|
| Biggest lead | 4 (1 st 11:09) | 17 (2 nd 0:30) |
| Best Scoring Run | 8 (1 st 11:09) | 10 (2 nd 3:31) |
| Lead Changes | 6 | |
| Times Tied | 5 | |
| Time with Lead | 05:08 | 32:49 |

| Points from | IND | NEB |
|---------------|-----|-----|
| Turnovers | 14 | 14 |
| Paint | 24 | 36 |
| Second Chance | 10 | 8 |
| Fast Breaks | 12 | 4 |
| Bench | 16 | 28 |

| Period by Period Scoring | 1st | 2nd | TOT |
|--------------------------|-----|-----|-----|
| IND | 41 | 27 | 68 |
| NEB | 44 | 41 | 85 |

| Shooting By Period | 1st | 2nd | 3rd | 4th | FT | GMFG |
|--------------------|-------|-------|-----|-----|----|------|
| 1st FG% | 13-29 | 44.8% | | | | |
| 3PT% | 5-15 | 33.3% | | | | |
| FT% | 10-14 | 71.4% | | | | |
| 2nd FG% | 10-36 | 27.8% | | | | |
| 3PT% | 3-20 | 15.0% | | | | |
| FT% | 4-6 | 66.7% | | | | |
| GMFG% | 23-65 | 35.4% | | | | |
| 3PT% | 8-35 | 22.9% | | | | |
| FT% | 14-20 | 70.0% | | | | |

Dead Ball Rebounds: 4, 0

NEBRASKA 66, MURRAY STATE 49



Official Basketball Box Score - Final
Nebraska at Murray St.
12/22/24 Simpfl Arena at Stan Sheriff Center, Honolulu
2024-25 Men's Basketball

Game Time: 4:00 PM
Game Duration: 1:54
Attendance: 5,049

Officials: Keith Kimble, John Floyd, Crystal Hogen

Nebraska - 66

Record: 8-2

| NO. | Name | | Min | FG | 3P | FT | Rebounds | Fouls | TP | AS | TO | ST | Blocks | BS | BA | +/- |
|--------|-------------------|---|-------|-------|------|-----|-----------|-------|----|----|----|----|--------|----|----|-----|
| | | | | M-A | M-A | M-A | OR DR TOT | PF FD | | | | | | | | |
| 4 | Juwan Gary | F | 22:45 | 2-8 | 0-0 | 5-5 | 0 3 3 | 4 4 | 9 | 1 | 0 | 0 | 1 | 1 | 1 | 21 |
| 9 | Berke Buyuktuncel | F | 25:31 | 3-6 | 0-2 | 0-0 | 2 7 9 | 2 1 | 6 | 0 | 1 | 1 | 1 | 1 | 1 | 6 |
| 34 | Braxton Meah | C | 15:11 | 1-1 | 0-0 | 0-0 | 1 2 3 | 1 2 | 2 | 1 | 2 | 2 | 0 | 0 | 0 | 4 |
| 3 | Brice Williams | G | 29:31 | 4-10 | 1-3 | 0-0 | 0 2 2 | 2 0 | 9 | 2 | 2 | 2 | 0 | 0 | 0 | 7 |
| 24 | Rollie Worster | G | 23:46 | 4-5 | 0-1 | 3-4 | 1 6 7 | 2 5 | 11 | 1 | 2 | 0 | 0 | 0 | 0 | 7 |
| 0 | Connor Essegian | | 32:05 | 5-13 | 5-10 | 0-0 | 0 2 2 | 0 0 | 15 | 0 | 3 | 0 | 0 | 0 | 1 | 13 |
| 23 | Andrew Morgan | | 22:55 | 6-7 | 0-0 | 0-0 | 1 11 12 | 1 0 | 12 | 0 | 2 | 0 | 1 | 0 | 0 | 16 |
| 1 | Sam Holberg | | 22:35 | 1-3 | 0-1 | 0-0 | 0 1 1 | 0 0 | 2 | 1 | 1 | 1 | 0 | 0 | 0 | 8 |
| 31 | Cale Jacobsen | | 05:41 | 0-0 | 0-0 | 0-0 | 0 0 0 | 0 0 | 0 | 0 | 1 | 0 | 0 | 0 | 0 | 3 |
| Team | | | | | | | 1 0 1 | 0 | | 0 | 1 | | | | | |
| Totals | | | | 26-53 | 6-17 | 8-9 | 6 34 40 | 12 12 | 66 | 6 | 15 | 6 | 4 | 3 | 17 | |

Technical Fouls: NONE

Murray St. - 49

Record: 6-5

| NO. | Name | Min | FG | 3P | FT | Reb | Tot | Fouls | PF | AS | TO | ST | BS | BA | +/- | | | | | | | | | | | | | | | | | | |
|--------|------------------|---------|-------|-----|-----|------|-----|-------|-------|----|----|----|----|----|-----|----|--|----|--|----|--|---|--|----|--|---|--|---|--|---|--|-----|--|
| | | | M-A | M-A | M-A | OR | DR | Reb | Fouls | | | | | | | | | | | | | | | | | | | | | | | | |
| 23 | Nick Ellington | F 21:21 | 0-2 | 0-0 | 1-4 | 1 | 4 | 5 | 2 | 3 | 1 | 0 | 0 | 0 | 1 | | | | | | | | | | | | | | | | | | |
| 0 | Kylen Milton | G 33:52 | 7-15 | 3-7 | 2-4 | 0 | 4 | 4 | 1 | 5 | 19 | 1 | 1 | 2 | 0 | | | | | | | | | | | | | | | | | | |
| 7 | AJ Ferguson | G 37:19 | 2-7 | 1-4 | 3-4 | 0 | 3 | 3 | 2 | 2 | 8 | 1 | 1 | 2 | 0 | | | | | | | | | | | | | | | | | | |
| 9 | Terence Harcum | G 34:01 | 1-13 | 1-8 | 0-0 | 0 | 0 | 0 | 0 | 2 | 0 | 1 | 1 | 0 | 0 | | | | | | | | | | | | | | | | | | |
| 24 | JaCobi Wood | G 34:18 | 3-11 | 1-5 | 0-0 | 1 | 2 | 3 | 0 | 7 | 5 | 5 | 0 | 0 | 1 | | | | | | | | | | | | | | | | | | |
| 13 | Aiden Applewhite | 09:31 | 1-2 | 1-2 | 2-2 | 0 | 1 | 1 | 3 | 1 | 5 | 0 | 0 | 0 | 0 | | | | | | | | | | | | | | | | | | |
| 2 | KyeRon Lindsay | 18:39 | 3-4 | 0-0 | 0-1 | 3 | 4 | 7 | 2 | 1 | 6 | 0 | 1 | 0 | 2 | | | | | | | | | | | | | | | | | | |
| 11 | Justin Morgan | 10:59 | 0-1 | 0-1 | 0-0 | 0 | 0 | 0 | 0 | 0 | 1 | 0 | 0 | 0 | 0 | | | | | | | | | | | | | | | | | | |
| Team | | | | | | 2 | | 1 | 3 | | | | | | | | | | | | | | | | | | | | | | | | |
| Totals | | | 17-55 | | | 7-27 | | 8-15 | | 7 | | 19 | | 26 | | 12 | | 12 | | 49 | | 7 | | 10 | | 5 | | 3 | | 4 | | -17 | |

Technical Fouls: NONE

| | Neb | Murray |
|------------------|----------------------------|---------------------------|
| Biggest lead | 23 (2 nd 18:50) | 0 (1 st 20:00) |
| Best Scoring Run | 16 (1 st 9:05) | 7 (1 st 7:44) |
| Lead Changes | 0 | 0 |
| Times Tied | 0 | 0 |
| Time with Lead | 38:44 | 00:00 |

| Points from | Neb | Murray |
|---------------|-----|--------|
| Turnovers | 7 | 7 |
| Paint | 32 | 18 |
| Second Chance | 4 | 8 |
| Fast Breaks | 4 | 7 |
| Bench | 29 | 11 |

| Period by Period Scoring | 1st | 2nd | TOT |
|--------------------------|-----|-----|-----|
| Neb | 34 | 32 | 66 |
| Murray | 14 | 35 | 49 |

NEBRASKA 69, HAWAII 55



Official Basketball Box Score - Final
Nebraska at Hawaii
12/23/24 Simpfl Arena at Stan Sheriff Center, Honolulu
2024-25 Men's Basketball

Game Time: 6:30 PM
Game Duration: 1:57
Attendance: 4,511

Officials: Bart Lennox, Edwin Young, Anthony Burris

Nebraska - 69

Record: 9-2

| NO. | Name | Min | FG | 3P | FT | Rebounds | Fouls | TP | AS | TO | ST | Blocks | BS | BA | +/- | | |
|--------|-------------------|---------|-------|------|-------|-----------|-------|----|----|----|----|--------|----|----|-----|---|----|
| | | | M-A | M-A | M-A | OR DR TOT | PF FD | | | | | | | | | | |
| 4 | Juwan Gary | F 31:01 | 8-10 | 3-4 | 2-2 | 1 | 3 | 4 | 2 | 2 | 21 | 0 | 3 | 1 | 2 | 0 | 19 |
| 9 | Berke Buyuktuncel | F 27:42 | 1-7 | 0-3 | 0-1 | 4 | 5 | 9 | 2 | 2 | 2 | 1 | 1 | 3 | 1 | 0 | 16 |
| 34 | Braxton Meah | C 21:07 | 3-4 | 0-0 | 0-0 | 2 | 3 | 5 | 1 | 2 | 6 | 1 | 1 | 0 | 1 | 0 | 14 |
| 3 | Brice Williams | G 33:33 | 10-18 | 4-5 | 8-8 | 0 | 2 | 2 | 1 | 6 | 32 | 3 | 2 | 2 | 0 | 0 | 16 |
| 24 | Rollie Worster | G 32:43 | 2-9 | 0-3 | 0-0 | 0 | 1 | 4 | 5 | 1 | 4 | 3 | 3 | 0 | 0 | 0 | 14 |
| 0 | Connor Essegian | 20:48 | 1-4 | 0-1 | 0-0 | 1 | 1 | 2 | 0 | 0 | 2 | 0 | 0 | 0 | 0 | 1 | 5 |
| 1 | Sam Holberg | 20:35 | 1-2 | 0-1 | 0-0 | 0 | 0 | 0 | 0 | 1 | 2 | 2 | 1 | 1 | 0 | 0 | -2 |
| 23 | Andrew Morgan | 12:01 | 0-1 | 0-0 | 0-0 | 0 | 1 | 1 | 3 | 0 | 0 | 1 | 0 | 1 | 0 | 0 | -5 |
| 31 | Cale Jacobsen | 00:31 | 0-0 | 0-0 | 0-0 | 0 | 0 | 0 | 0 | 0 | 0 | 0 | 0 | 0 | 0 | 0 | -3 |
| Team | | | | | | 0 | 0 | 0 | 0 | | | 0 | | | | | |
| Totals | | | 26-55 | 7-17 | 10-11 | 9 | 19 | 28 | 13 | 15 | 69 | 10 | 12 | 8 | 4 | 1 | 14 |

Technical Fouls: NONE

Hawaii - 55

Record: 7-4

| NO. | Name | Min | FG M-A | 3P M-A | FT M-A | OR Reb | DR Tot | Fouls PF | TP | AS | TO | ST | Blocks BS BA | +/- | | | |
|--------|----------------------|---------|-----------|-----------|-----------|-----------|-----------|-------------|----|----|----|----|-----------------|-----|---|-----|-----|
| 5 | Gylis Nemeika | C 23:42 | 0-5 | 0-4 | 1-2 | 0 | 4 | 4 | 2 | 3 | 0 | 2 | 0 | 1 | 0 | -19 | |
| 32 | Tanner Christensen | C 22:03 | 0-1 | 0-0 | 3-4 | 0 | 4 | 4 | 2 | 3 | 0 | 0 | 0 | 0 | 0 | -11 | |
| 0 | Kody Williams | G 23:54 | 5-5 | 0-0 | 0-0 | 0 | 1 | 1 | 1 | 1 | 10 | 2 | 5 | 0 | 0 | -4 | |
| 4 | Marcus Greene | G 25:24 | 4-10 | 3-6 | 0-0 | 1 | 1 | 2 | 2 | 0 | 11 | 0 | 2 | 0 | 0 | -14 | |
| 22 | Ryan Rapp | G 32:13 | 4-11 | 0-4 | 1-2 | 2 | 2 | 4 | 1 | 2 | 9 | 1 | 1 | 3 | 0 | -14 | |
| 2 | Tom Beattie | 25:35 | 2-7 | 0-1 | 0-0 | 0 | 0 | 0 | 1 | 0 | 4 | 1 | 0 | 1 | 0 | 3 | -5 |
| 20 | Jerome Palm | 07:34 | 0-0 | 0-0 | 0-0 | 0 | 1 | 1 | 1 | 1 | 0 | 1 | 0 | 0 | 0 | 0 | -2 |
| 14 | Harry Roulidatoff | 14:46 | 2-2 | 0-0 | 3-5 | 1 | 1 | 2 | 3 | 7 | 1 | 1 | 0 | 0 | 0 | 0 | 0 |
| 34 | Akira Jacobs | 19:34 | 3-6 | 2-5 | 2-2 | 2 | 1 | 3 | 2 | 1 | 10 | 0 | 1 | 0 | 0 | 0 | 2 |
| 30 | Aaron Hunkin-Clayton | 03:50 | 0-0 | 0-0 | 0-0 | 0 | 1 | 1 | 0 | 0 | 0 | 0 | 1 | 0 | 0 | 0 | -3 |
| 6 | Osia Obasohan | 00:28 | 0-0 | 0-0 | 0-0 | 0 | 0 | 0 | 0 | 0 | 0 | 0 | 0 | 0 | 0 | 0 | 0 |
| 8 | AJ Economou | 00:28 | 0-0 | 0-0 | 0-0 | 0 | 0 | 0 | 0 | 0 | 0 | 0 | 0 | 0 | 0 | 0 | 0 |
| 10 | Logan Robeson | 00:28 | 0-0 | 0-0 | 0-0 | 0 | 0 | 0 | 0 | 0 | 0 | 0 | 0 | 0 | 0 | 0 | 0 |
| Team | | | | | | 3 | 2 | 5 | 0 | 0 | 2 | | | | | | |
| Totals | | | 20:47 | 5-20 | 10-15 | 9 | 18 | 27 | 15 | 13 | 55 | 5 | 16 | 4 | 1 | 4 | -14 |

NEBRASKA 77, SOUTHERN 43



Official Basketball Box Score - Final
Southern U. at Nebraska
12/30/24 Pinnacle Bank Arena, Lincoln
2024-25 Men's Basketball

Game Time: 8:10 PM
Game Duration: 1:59
Attendance: 14,855

Officials: Earl Walton, Anthony Burris, Daniel Nguyen

Southern U. - 43

Record: 5-8

| NO. Name | | Min | FG M-A | 3P M-A | FT M-A | Rebounds OR DR TOT | Fouls PF FO | TP | AS | TO | ST | Blocks BS BA | +/- | |
|-------------------|---|-------|-----------|-----------|-----------|-----------------------|----------------|----|----|----|----|-----------------|-----|-----|
| 1 DaMarnee Jones | F | 24:42 | 1-5 | 0-1 | 0-2 | 2 2 4 | 2 3 | 2 | 1 | 1 | 0 | 1 | 0 | -27 |
| 8 Dionjahs Thomas | F | 19:08 | 3-7 | 0-0 | 0-1 | 4 0 4 | 4 2 | 6 | 0 | 1 | 1 | 0 | 2 | -7 |
| 2 Joe Manning | G | 15:08 | 1-6 | 0-1 | 0-2 | 1 3 4 | 4 2 | 2 | 3 | 0 | 0 | 0 | 1 | -5 |
| 4 Derrick Tezeno | G | 25:51 | 3-5 | 0-0 | 0-0 | 2 4 3 | 6 1 | 4 | 8 | 1 | 2 | 2 | 0 | -27 |
| 11 Jordan Johnson | G | 15:59 | 0-7 | 0-0 | 0-3 | 0 3 3 | 0 1 | 0 | 1 | 0 | 0 | 0 | 0 | -17 |
| 0 Brentlay Noel | G | 13:30 | 1-4 | 0-1 | 1-2 | 2 0 2 | 2 2 | 3 | 0 | 0 | 1 | 1 | 1 | -18 |
| 0 Andre Nunley | | 24:52 | 0-3 | 0-2 | 0-1 | 2 6 8 | 1 2 | 0 | 2 | 0 | 3 | 0 | 0 | -20 |
| 3 Cam Amboree | | 22:16 | 1-9 | 0-4 | 0-0 | 0 0 0 | 2 0 | 2 | 2 | 2 | 0 | 0 | 0 | -26 |
| 12 AJ Barnes | | 07:22 | 0-1 | 0-0 | 0-0 | 0 1 1 | 1 0 | 0 | 1 | 1 | 1 | 0 | 0 | -9 |
| 24 PJ Dobiul | | 16:54 | 2-6 | 0-0 | 0-2 | 0 4 4 | 0 1 | 6 | 0 | 1 | 1 | 2 | 1 | -8 |
| 5 Jayce Depron | | 14:18 | 5-14 | 3-9 | 0-0 | 0 0 0 | 0 0 | 13 | 0 | 0 | 0 | 0 | 0 | -6 |
| Team | | | | | | 3 0 3 | | 0 | | | | | | |
| Totals | | | 17-67 | 3-24 | 6-16 | 17 22 39 | 17 17 | 43 | 10 | 8 | 9 | 4 | 5 | -34 |

Technical Fouls: NONE

Nebraska - 77

Record: 11-2

| NO. Name | Min | FG M-A | 3P M-A | FT M-A | Rebounds OR DR TOT | Fouls PF FO | TP | AS | TO | ST | Blocks BS BA | +/- | |
|---------------------|---------|-----------|-----------|-----------|-----------------------|----------------|----|----|----|----|-----------------|-----|----|
| 4 Juwan Gary | F 22:52 | 3-8 | 1-4 | 2-4 | 0 2 2 | 3 2 | 9 | 3 | 0 | 1 | 0 | 1 | 16 |
| 9 Berke Buyuktuncel | F 29:39 | 2-7 | 1-5 | 1-2 | 1 8 9 | 1 2 | 6 | 1 | 1 | 0 | 2 | 0 | 30 |
| 34 Braxton Meah | C 15:13 | 1-2 | 0-0 | 1-1 | 3 2 5 | 2 5 | 3 | 0 | 2 | 0 | 2 | 0 | 10 |
| 3 Brice Williams | G 29:45 | 3-5 | 1-3 | 4-5 | 1 6 7 | 2 2 | 11 | 4 | 5 | 1 | 0 | 0 | 22 |
| 24 Rollee Worster | G 26:33 | 3-7 | 2-3 | 0-1 | 1 3 4 | 0 2 | 8 | 6 | 0 | 0 | 0 | 0 | 18 |
| 0 Connor Essegian | 26:45 | 6-13 | 6-12 | 2-2 | 0 6 6 | 4 1 | 20 | 3 | 0 | 3 | 0 | 0 | 13 |
| 23 Andrew Morgan | 14:55 | 4-5 | 0-0 | 2-3 | 1 2 3 | 1 2 | 10 | 1 | 1 | 0 | 0 | 0 | 12 |
| 1 Sam Holberg | 17:29 | 1-2 | 0-1 | 0-0 | 0 4 4 | 3 1 | 2 | 5 | 1 | 0 | 0 | 0 | 12 |
| 31 Cale Jacobsen | 08:57 | 0-0 | 0-0 | 0-0 | 2 2 2 | 0 0 | 0 | 2 | 1 | 1 | 0 | 0 | 14 |
| 12 Gavin Griffiths | 03:54 | 3-3 | 2-2 | 0-0 | 0 2 0 | 1 0 | 8 | 0 | 0 | 0 | 1 | 0 | 9 |
| 8 Jeff Grace | 02:00 | 0-0 | 0-0 | 0-0 | 0 0 0 | 0 0 | 0 | 0 | 0 | 0 | 0 | 0 | 7 |
| 35 Henry Burt | 02:00 | 0-1 | 0-0 | 0-0 | 0 0 0 | 0 0 | 0 | 0 | 0 | 0 | 0 | 1 | 7 |
| Team | | | | | 1 3 4 | | 0 | | | | | | |
| Totals | | 26-53 | 13-30 | 12-18 | 8 40 48 | 17 17 | 77 | 22 | 14 | 3 | 5 | 4 | 34 |

Technical Fouls: NONE

| | SOU | NEB |
|------------------|---------------------------|---------------------------|
| Biggest lead | 0 (1 st 20:00) | 34 (2 nd 0:11) |
| Best Scoring Run | 9 (2 nd 5:49) | 11 (1 st 5:08) |
| Lead Changes | 0 | |
| Times Tied | 0 | |
| Time with Lead | 00:00 | 39:04 |

| Points from | SOU | NEB |
|---------------|-----|-----|
| Turnovers | 8 | 9 |
| Paint | 22 | 22 |
| Second Chance | 12 | 5 |
| Fast Breaks | 6 | 7 |
| Bench | 24 | 40 |

| Period by Period Scoring | 1st | 2nd | TOT |
|--------------------------|-----|-----|-----|
| SOU | 15 | 28 | 43 |
| NEB | 39 | 38 | 77 |

| Shooting By Period | |
|---------------------|-------------|
| 1 st FG% | 7-32 21.9% |
| 3PT% | 0-11 0.0% |
| FT% | 1-3 33.3% |
| 2 nd FG% | 10-35 28.6% |
| 3PT% | 3-13 23.1% |
| FT% | 5-13 38.5% |
| GMFG% | 17-67 25.4% |
| 3PT% | 3-24 12.5% |
| FT% | 6-16 37.5% |

Dead Ball Rebounds: 3, 1

| Shooting By Period | |
|---------------------|-------------|
| 1 st FG% | 12-26 46.2% |
| 3PT% | 6-14 42.9% |
| FT% | 9-11 81.8% |
| 2 nd FG% | 14-27 51.9% |
| 3PT% | 7-16 43.8% |
| FT% | 3-7 42.9% |
| GMFG% | 26-53 49.1% |
| 3PT% | 13-30 43.3% |
| FT% | 12-18 66.7% |

Dead Ball Rebounds: 2, 0

NEBRASKA 66, NO. 15 UCLA 58



Official Basketball Box Score - Final
UCLA at Nebraska
01/06/25 Pinnacle Bank Arena, Lincoln
2024-25 Men's Basketball

Game Time: 1:10 PM
Game Duration: 2:11
Attendance: 15,167

Officials: Paul Szek, Randy Richardson, D.J. Christensen

UCLA - 58

Record: 11-3 (2-1)

| NO. Name | | Min | FG M-A | 3P M-A | FT M-A | Rebounds OR DR TOT | Fouls PF FO | TP | AS | TO | ST | Blocks BS BA | +/- | |
|---------------------|---|---------|-----------|-----------|-----------|-----------------------|----------------|----|----|----|----|-----------------|-----|----|
| 34 Tyler Bilodeau | F | 33:12 | 6-9 | 1-3 | 2-2 | 1 4 5 | 3 2 | 15 | 0 | 1 | 0 | 0 | -2 | |
| 0 Kobe Johnson | | G 32:31 | 3-9 | 1-6 | 1-1 | 2 9 11 | 5 1 | 8 | 3 | 2 | 1 | 0 | 0 | 3 |
| 2 Dylan Andrews | G | 18:39 | 1-6 | 0-4 | 0-0 | 0 3 3 | 3 0 | 2 | 1 | 4 | 0 | 0 | -4 | |
| 12 Sebastian Mack | G | 28:28 | 3-11 | 0-4 | 3-5 | 1 2 3 | 5 7 | 9 | 6 | 4 | 3 | 0 | 2 | |
| 55 Sky Clark | G | 30:41 | 4-8 | 0-3 | 1-1 | 2 1 3 | 3 2 | 9 | 1 | 1 | 0 | 0 | -8 | |
| 1 Trent Perry | | 09:37 | 0-1 | 0-0 | 0-0 | 0 1 1 | 0 0 | 0 | 0 | 1 | 0 | 0 | -10 | |
| 15 Adaj Mara | | 11:05 | 2-2 | 0-0 | 1-2 | 0 1 1 | 2 1 | 5 | 1 | 0 | 1 | 2 | 0 | 0 |
| 8 Dominick Harris | | 08:29 | 0-2 | 0-2 | 0-0 | 0 1 1 | 2 1 | 0 | 0 | 2 | 0 | 0 | -9 | |
| 10 Lazar Stefanovic | | 27:19 | 3-9 | 2-6 | 2-2 | 0 4 4 | 1 2 | 10 | 1 | 0 | 0 | 0 | -12 | |
| Team | | | | | | 0 2 2 | | 0 | | | | | | |
| Totals | | | 22-57 | 4-28 | 10-13 | 6 28 34 | 24 16 | 58 | 13 | 15 | 5 | 2 | 1 | -8 |

Technical Fouls: NONE

Nebraska - 66

Record: 12-2 (2-1)

| NO. Name | Min | FG M-A | 3P M-A | FT M-A | Rebounds OR DR TOT | Fouls PF FO | TP | AS | TO | ST | Blocks BS BA | +/- |
|---------------------|---------|-----------|-----------|-----------|-----------------------|----------------|----|----|----|----|-----------------|------|
| 4 Juwan Gary | F 28:04 | 3-7 | 3-5 | 1-2 | 1 3 4 | 2 2 | 10 | 0 | 1 | 2 | 1 | 1 5 |
| 9 Berke Buyuktuncel | F 22:30 | 1-8 | 1-3 | 1-2 | 3 6 9 | 4 2 | 4 | 0 | 3 | 0 | 0 | 0 2 |
| 34 Braxton Meah | C 15:18 | 1-1 | 0-0 | 0-1 | 1 2 3 | 1 2 | 2 | 0 | 0 | 1 | 0 | -11 |
| 3 Brice Williams | G 33:24 | 2-12 | 1-5 | 11-12 | 0 6 6 | 1 8 | 16 | 2 | 3 | 1 | 0 | -1 |
| 24 Rollee Worster | G 26:40 | 3-9 | 1-3 | 4-4 | 0 4 4 | 1 2 | 11 | 2 | 0 | 0 | 0 | 3 |
| 0 Connor Essegian | 20:41 | 0-6 | 0-6 | 2-2 | 0 3 3 | 0 1 | 2 | 3 | 1 | 2 | 0 | 0 24 |
| 23 Andrew Morgan | 21:01 | 4-5 | 0-1 | 4-4 | 2 1 3 | 4 6 | 12 | 1 | 5 | 1 | 0 | 0 10 |
| 1 Sam Holberg | 22:22 | 2-3 | 1-2 | 2-2 | 0 3 3 | 2 1 | 7 | 2 | 0 | 3 | 0 | 0 11 |
| 2 Ahron Uls | 09:19 | 1-1 | 0-0 | 0-0 | 0 0 0 | 1 0 | 2 | 1 | 0 | 0 | 0 | 0 1 |
| 31 Cale Jacobsen | 00:42 | 0-0 | 0-0 | 0-0 | 0 0 0 | 0 0 | 0 | 0 | 0 | 0 | 0 | 0 |
| Team | | | | | 2 2 4 | | 0 | 0 | | | | |
| Totals | | 17-52 | 7-25 | 25-29 | 9 30 39 | 16 24 | 66 | 11 | 13 | 10 | 1 2 | 8 |

Technical Fouls: NONE

| | UCL | NEB |
|------------------|---------------------------|---------------------------|
| Biggest lead | 7 (1 st 16:30) | 13 (2 nd 7:15) |
| Best Scoring Run | 15 (1 st 6:09) | 15 (1 st 9:56) |
| Lead Changes | 9 | |
| Times Tied | 4 | |
| Time with Lead | 13:33 | 21:24 |

| Points from | UCL | NEB |
|---------------|-----|-----|
| Turnovers | 13 | 17 |
| Paint | 26 | 20 |
| Second Chance | 2 | 11 |
| Fast Breaks | 6 | 10 |
| Bench | 15 | 23 |

| Period by Period Scoring | 1st | 2nd | TOT |
|--------------------------|-----|-----|-----|
| UCL | 24 | 34 | 58 |
| NEB | 24 | 42 | 66 |

IOWA 97, NEBRASKA 87 (OT)



Official Basketball Box Score - Final
Nebraska at Iowa
01/07/25 Carver-Hawkeye Arena, Iowa City, Iowa
2024-25 Men's Basketball

Game Time: 7:00 PM
Game Duration: 2:16
Attendance: 7,812

Officials: Tim Connor, Michael Reed, Jason Phillips

Nebraska - 87

Record: 12-3 (2-2)

| NO. Name | Min | FG M-A | 3P M-A | FT M-A | Rebounds OR DR TOT | Fouls PF FO | TP | AS | TO | ST | BS Blocks | +/- | |
|----------------------|---------|-----------|-----------|-----------|-----------------------|----------------|----|----|----|----|--------------|-----|----|
| 4 Juwan Gary | F 36:17 | 5-21 | 0-3 | 3-4 | 8 5 13 | 4 2 | 13 | 1 | 2 | 2 | 1 | 2 | -4 |
| 9 Berke Buyuktuncel | F 18:43 | 3-5 | 1-1 | 1-3 | 1 2 3 | 1 3 | 8 | 2 | 1 | 2 | 2 | 0 | -9 |
| 34 Braxton Meah | C 16:34 | 2-2 | 0-0 | 0-0 | 0 2 2 | 2 1 | 4 | 2 | 0 | 0 | 0 | 0 | 1 |
| 3 Brice Williams | G 38:31 | 10-20 | 4-9 | 4-4 | 0 4 4 | 3 3 | 28 | 2 | 3 | 2 | 0 | 3 | -8 |
| 24 Rollee Worster | G 35:29 | 6-9 | 0-1 | 2-7 | 1 3 4 | 2 5 | 14 | 1 | 1 | 2 | 1 | 0 | -6 |
| 23 Andrew Morgan | 20:27 | 3-5 | 1-2 | 1-2 | 2 2 4 | 0 2 | 8 | 0 | 0 | 0 | 0 | 0 | -9 |
| 0 Connor Essegian | 24:59 | 2-7 | 2-6 | 0-0 | 1 3 4 | 3 0 | 6 | 2 | 0 | 2 | 0 | 1 | -4 |
| 1 Sam Holberg | 25:19 | 2-2 | 1-1 | 1-2 | 0 5 5 | 5 1 | 6 | 3 | 4 | 1 | 0 | 0 | -7 |
| 2 Ahron Uls | 07:23 | 0-0 | 0-0 | 0-0 | 0 0 0 | 0 0 | 0 | 1 | 1 | 0 | 0 | 0 | -7 |
| 31 Cale Jacobsen | 01:06 | 0-0 | 0-0 | 0-0 | 0 0 0 | 0 0 | 0 | 0 | 2 | 0 | 0 | 0 | -5 |
| 8 Jeff Grace | 00:12 | 0-0 | 0-0 | 0-0 | 0 0 0 | 1 0 | 0 | 0 | 0 | 0 | 0 | 0 | -1 |
| Team | | | | | 1 1 2 | | 0 | | | | | | |
| Totals | | 33-71 | 9-23 | 12-22 | 14 27 41 | 21 17 | 87 | 14 | 14 | 11 | 4 | 6 | 10 |
| Technical Fouls:None | | | | | | | | | | | | | |

Technical Fouls: NONE

Iowa - 97

Record: 11-4 (2-2)

| NO. | Name | Min | M-A | M-A | M-A | OR | DR | TO | PF | FT | TP | AS | TO | ST | BS | BA | +/- |
|--------|------------------|---------|-------|-------|-------|----|----|----|----|----|----|----|----|----|----|----|-----|
| 13 | Ladi Dembele | F 12:18 | 0-0 | 0-0 | 0-0 | 1 | 2 | 3 | 3 | 2 | 0 | 1 | 0 | 0 | 0 | 0 | -5 |
| 20 | Payton Sandfort | F 35:07 | 8-15 | 6-10 | 8-9 | 0 | 6 | 6 | 4 | 5 | 30 | 4 | 4 | 1 | 1 | 1 | 9 |
| 32 | Owen Freeman | F 38:34 | 5-12 | 0-1 | 5-6 | 3 | 5 | 8 | 5 | 3 | 15 | 1 | 1 | 1 | 4 | 1 | 20 |
| 2 | Brock Harding | G 38:41 | 1-8 | 1-5 | 5-6 | 1 | 3 | 4 | 2 | 6 | 8 | 7 | 6 | 0 | 0 | 0 | 11 |
| 4 | Josh Dix | G 44:38 | 10-14 | 7-10 | 4-4 | 0 | 6 | 6 | 0 | 2 | 31 | 7 | 1 | 1 | 4 | 1 | 10 |
| 7 | Seydou Traore | 10:34 | 1-1 | 0-0 | 0-0 | 0 | 0 | 0 | 0 | 0 | 2 | 0 | 1 | 0 | 0 | 0 | 4 |
| 24 | Pryce Sandfort | 34:46 | 4-11 | 3-9 | 0-0 | 1 | 3 | 4 | 1 | 1 | 11 | 3 | 0 | 1 | 0 | 0 | 15 |
| 14 | Carter Kingsbury | 08:58 | 0-0 | 0-0 | 0-0 | 0 | 2 | 2 | 2 | 2 | 0 | 0 | 0 | 0 | 0 | 0 | -10 |
| 0 | Even Brauns | 01:23 | 0-0 | 0-0 | 0-0 | 0 | 0 | 0 | 0 | 0 | 0 | 0 | 0 | 0 | 0 | 0 | -4 |
| Team | | | | | | 0 | 3 | 3 | 0 | | | | | | | | |
| Totals | | | 29-61 | 17-35 | 22-25 | 6 | 30 | 36 | 17 | 21 | 97 | 23 | 13 | 7 | 6 | 4 | 10 |

Technical Fouls: NONE

| | NEB | IOWA |
|------------------|----------------------------|------------------------------|
| Biggest lead | 15 (2 nd 14:54) | 11 (1 st OT 0:33) |
| Best Scoring Run | 14 (1 st 3:04) | 9 (1 st OT 3:04) |
| Lead Changes | 6 | |
| Times Tied | 5 | |
| Time with Lead | 22:18 | 18:56 |

| Points from | NEB | IOWA |
|---------------|-----|------|
| Turnovers | 15 | 15 |
| Paint | 42 | 22 |
| Second Chance | 12 | 11 |
| Fast Breaks | 9 | 13 |
| Bench | 20 | 13 |

| Period by Period Scoring | 1st | 2nd | OT1 | TOT |
|--------------------------|-----|-----|-----|-----|
| NEB | 34 | 42 | 11 | 87 |
| IOWA | 31 | 45 | 21 | 97 |

2024-25 BOXSCORES

RUTGERS 85, NEBRASKA 82



Official Basketball Box Score - Final
Rutgers at Nebraska
01/16/25 Pinnacle Bank Arena, Lincoln
2024-25 Men's Basketball

Game Time: 8:10 PM
Game Duration: 2:12
Attendance: 13,999

Officials: Terry Oglestby, Todd Austin, Delcie Carr

Rutgers - 85

Record: 10-8 (3-4)

| NO. | Name | Min | FG M-A | 3P M-A | FT M-A | Rebounds OR DR TOT | Fouls PF FD | TP | AS | TO | ST | Blocks BS BA | +/- |
|--------|--------------------|---------|-----------|-----------|-----------|-----------------------|----------------|----|----|----|----|-----------------|-----|
| 9 | Dylan Grant | F 22:19 | 7-8 | 1-1 | 0-0 | 2 1 3 | 2 0 15 | 0 | 0 | 0 | 1 | 0 | -10 |
| 24 | Lathan Sommerville | C 14:54 | 1-4 | 0-0 | 0-0 | 0 0 0 | 4 1 2 | 0 | 1 | 0 | 0 | 0 | -15 |
| 2 | Dylan Harper | G 35:01 | 8-17 | 3-8 | 2-5 | 1 4 5 | 3 4 21 | 4 | 4 | 1 | 0 | 0 | 0 |
| 4 | Ace Bailey | G 35:54 | 8-16 | 4-7 | 4-6 | 4 7 11 | 4 5 24 | 4 | 3 | 1 | 3 | 2 | 1 |
| 5 | Tyson Acuff | G 08:08 | 0-2 | 0-2 | 0-0 | 1 0 1 | 0 0 0 | 0 | 0 | 0 | 0 | 0 | -11 |
| 25 | Jeremiah Williams | 20:36 | 3-7 | 1-5 | 0-0 | 3 0 3 | 2 1 7 | 3 | 0 | 1 | 0 | 0 | 11 |
| 99 | Zach Martini | 18:12 | 4-5 | 3-4 | 0-0 | 1 1 2 | 1 0 11 | 1 | 0 | 0 | 1 | 0 | 14 |
| 1 | Jamichael Davis | 12:13 | 0-4 | 0-1 | 0-0 | 0 0 0 | 1 0 0 | 0 | 2 | 0 | 0 | 1 | 0 |
| 21 | Emmanuel Ogbolo | 24:13 | 1-1 | 0-0 | 0-2 | 4 7 11 | 2 2 2 | 2 | 0 | 1 | 0 | 0 | 17 |
| 0 | Jordan Derkack | 08:30 | 1-3 | 0-1 | 1-1 | 1 2 3 | 1 2 3 | 0 | 0 | 0 | 0 | 0 | 6 |
| Team | | | | | | 0 1 1 | 0 | 0 | | | | | |
| Totals | | | 33-67 | 12-29 | 7-14 | 17 23 40 | 20 15 85 | 16 | 8 | 4 | 6 | 2 | 3 |

Technical Fouls: NONE

| Shooting By Period | | |
|--------------------|------|-------------|
| 1 st | FG% | 16-32 50.0% |
| | 3PT% | 5-11 45.5% |
| | FT% | 3-5 60% |
| 2 nd | FG% | 17-35 48.6% |
| | 3PT% | 7-18 38.9% |
| | FT% | 4-9 44.4% |
| GM | FG% | 33-67 49.3% |
| | 3PT% | 12-29 41.4% |
| | FT% | 7-14 50.0% |

Dead Ball Rebounds: 1, 0

Nebraska - 82

Record: 12-5 (2-4)

| NO. | Name | Min | FG M-A | 3P M-A | FT M-A | Rebounds OR DR TOT | Fouls PF FD | TP | AS | TO | ST | Blocks BS BA | +/- |
|--------|-------------------|---------|-----------|-----------|-----------|-----------------------|----------------|----|----|----|----|-----------------|-----|
| 4 | Juwan Gary | F 33:54 | 6-13 | 2-6 | 6-8 | 2 5 7 | 1 5 20 | 1 | 0 | 2 | 0 | 0 | 0 |
| 9 | Berke Buyuktuncel | F 21:16 | 0-4 | 0-2 | 0-0 | 2 1 3 | 4 0 0 | 2 | 2 | 0 | 0 | 1 | 10 |
| 34 | Braxton Meah | C 16:34 | 3-3 | 0-0 | 0-3 | 3 3 6 | 1 5 6 | 2 | 0 | 0 | 1 | 0 | 9 |
| 3 | Brice Williams | G 35:22 | 8-15 | 3-7 | 2-2 | 1 3 4 | 1 2 21 | 3 | 2 | 0 | 1 | 1 | -3 |
| 24 | Rollie Worster | G 26:35 | 1-4 | 0-0 | 8-10 | 1 6 7 | 3 5 10 | 5 | 1 | 1 | 0 | 1 | 14 |
| 1 | Sam Holberg | 16:49 | 0-1 | 0-0 | 0-0 | 0 0 1 | 2 0 0 | 0 | 3 | 1 | 1 | 0 | -14 |
| 23 | Andrew Morgan | 19:18 | 5-9 | 0-0 | 1-3 | 2 2 4 | 1 2 11 | 0 | 0 | 0 | 0 | 0 | -11 |
| 0 | Connor Essegian | 23:38 | 4-11 | 4-7 | 0-0 | 2 2 2 | 1 0 12 | 1 | 0 | 0 | 0 | 2 | -10 |
| 2 | Ahron Ulis | 06:23 | 1-2 | 0-0 | 0-1 | 2 0 2 | 1 1 2 | 0 | 0 | 0 | 1 | 0 | -8 |
| 8 | Jeff Grace | 00:10 | 0-0 | 0-0 | 0-0 | 0 0 0 | 0 0 0 | 0 | 0 | 0 | 0 | 0 | -2 |
| Team | | | | | | 5 1 6 | 0 | 1 | | | | | |
| Totals | | | 28-62 | 9-22 | 17-27 | 19 23 42 | 15 20 82 | 17 | 7 | 5 | 2 | 6 | -3 |

Technical Fouls: NONE

| | RUT | | NEB | | Points from | | | | Period by Period Scoring | | | | |
|------------------|--------------------------|--|---------------------------|--|---------------|----|--|----|--------------------------|-----|-----|----|----|
| Biggest lead | 5 (2 nd 2:22) | | 9 (1 st 13:40) | | Turnovers | 12 | | 8 | | | | | |
| Best Scoring Run | 9 (2 nd 2:22) | | 8 (2 nd 17:32) | | Paint | 40 | | 30 | | | | | |
| Lead Changes | 13 | | | | Second Chance | 19 | | 25 | | RUT | 40 | 45 | 85 |
| Times Tied | 10 | | | | Fast Breaks | 8 | | 6 | | | NEB | 37 | 45 |
| Time with Lead | 09:29 | | 24:02 | | Bench | 23 | | 25 | | | | | |

MARYLAND 69, NEBRASKA 66



Official Basketball Box Score - Final
Nebraska at Maryland
01/19/25 XFINITY Center, College Park
2024-25 Men's Basketball

Game Time: 12:00 PM
Game Duration: 1:59
Attendance: 11,069

Officials: Michael Irving, Kelly Pfeifer, Thomas Nunez

Nebraska - 66

Record: 12-6 (2-5)

| NO. | Name | Min | FG M-A | 3P M-A | FT M-A | Rebounds OR DR TOT | Fouls PF FD | TP | AS | TO | ST | Blocks BS BA | +/- |
|--------|-------------------|---------|-----------|-----------|-----------|-----------------------|----------------|----|----|----|----|-----------------|-----|
| 4 | Juwan Gary | F 34:58 | 3-9 | 0-2 | 0-0 | 2 5 7 | 2 1 6 | 0 | 2 | 1 | 1 | 2 | 0 |
| 9 | Berke Buyuktuncel | F 22:48 | 3-5 | 2-2 | 0-1 | 1 3 4 | 5 2 8 | 0 | 2 | 0 | 0 | 0 | 3 |
| 34 | Braxton Meah | C 03:46 | 0-0 | 0-0 | 0-0 | 0 2 2 | 0 0 0 | 0 | 0 | 0 | 0 | 0 | -4 |
| 3 | Brice Williams | G 32:46 | 6-14 | 0-3 | 2-2 | 1 3 4 | 2 3 14 | 3 | 2 | 3 | 1 | 1 | -9 |
| 24 | Rollie Worster | G 24:54 | 2-5 | 0-0 | 0-0 | 0 1 1 | 1 0 4 | 1 | 1 | 1 | 1 | 0 | -8 |
| 0 | Connor Essegian | 12:55 | 2-4 | 0-0 | 0 1 1 | 0 1 0 | 1 6 0 | 2 | 0 | 0 | 0 | 0 | -3 |
| 23 | Andrew Morgan | 24:05 | 7-12 | 0-2 | 3-6 | 1 4 5 | 0 4 17 | 0 | 3 | 1 | 0 | 2 | -7 |
| 1 | Sam Holberg | 16:21 | 3-3 | 2-2 | 0-0 | 0 1 1 | 3 0 8 | 1 | 0 | 0 | 0 | 0 | 7 |
| 2 | Ahron Ulis | 27:27 | 1-6 | 0-1 | 1-2 | 0 4 4 | 1 2 3 | 10 | 1 | 2 | 0 | 2 | 6 |
| Team | | | | | | 4 3 7 | 0 | 0 | | | | | |
| Totals | | | 27-58 | 6-16 | 6-11 | 9 27 36 | 14 13 66 | 15 | 13 | 8 | 2 | 8 | -3 |

Technical Fouls: NONE

| Shooting By Period | | |
|--------------------|------|-------------|
| 1 st | FG% | 15-27 55.6% |
| | 3PT% | 3-6 50.0% |
| | FT% | 2-2 100% |
| 2 nd | FG% | 12-31 38.7% |
| | 3PT% | 3-10 30.0% |
| | FT% | 4-9 44.4% |
| GM | FG% | 27-58 46.6% |
| | 3PT% | 6-16 37.5% |
| | FT% | 6-11 54.5% |

Dead Ball Rebounds: 3, 0

Maryland - 69

Record: 14-5 (4-4)

| NO. | Name | Min | FG M-A | 3P M-A | FT M-A | Rebounds OR DR TOT | Fouls PF FD | TP | AS | TO | ST | Blocks BS BA | +/- |
|--------|----------------------|---------|-----------|-----------|-----------|-----------------------|----------------|----|----|----|----|-----------------|-----|
| 9 | Selton Miguel | F 29:55 | 5-14 | 3-8 | 0-0 | 0 1 1 | 1 0 13 | 3 | 2 | 0 | 1 | 0 | 3 |
| 10 | Julian Reese | F 32:05 | 4-8 | 0-0 | 0-0 | 2 8 10 | 4 2 8 | 1 | 0 | 2 | 4 | 0 | 5 |
| 25 | Derik Queen | C 26:40 | 0-4 | 0-0 | 3-4 | 2 5 7 | 1 4 3 | 2 | 3 | 0 | 0 | 1 | -11 |
| 0 | Ja/Kobi Gillespie | G 36:28 | 8-15 | 5-9 | 1-2 | 0 0 0 | 2 2 22 | 5 | 2 | 4 | 0 | 0 | 8 |
| 1 | Rodney Rice | G 32:16 | 5-10 | 2-7 | 3-4 | 1 1 2 | 1 3 15 | 2 | 2 | 1 | 1 | 0 | 6 |
| 8 | JayHlon Young | 09:50 | 0-0 | 0-0 | 0-0 | 0 1 1 | 0 0 0 | 1 | 0 | 0 | 0 | 0 | -5 |
| 5 | DeShawn Harris-Smith | 11:58 | 1-1 | 0-0 | 0-0 | 0 1 1 | 1 0 2 | 1 | 1 | 1 | 0 | 0 | -2 |
| 6 | Tafara Gapare | 09:38 | 2-4 | 0-1 | 0-0 | 0 1 1 | 2 0 4 | 0 | 1 | 0 | 0 | 1 | 0 |
| 22 | Jordan Geronimo | 11:10 | 1-2 | 0-0 | 0-2 | 3 4 7 | 1 3 2 | 0 | 0 | 0 | 2 | 0 | 11 |
| Team | | | | | | 0 2 2 | 0 | 1 | | | | | |
| Totals | | | 26-58 | 10-25 | 7-12 | 8 24 32 | 13 14 69 | 15 | 12 | 8 | 8 | 2 | 3 |

Technical Fouls: NONE

| Shooting By Period | | |
|--------------------|------|-------------|
| 1 st | FG% | 13-28 46.4% |
| | 3PT% | 6-13 46.2% |
| | FT% | 5-7 71.4% |
| 2 nd | FG% | 13-30 43.3% |
| | 3PT% | 4-12 33.3% |
| | FT% | 2-5 40% |
| GM | FG% | 26-58 44.8% |
| | 3PT% | 10-25 40.0% |
| | FT% | 7-12 58.3% |

Dead Ball Rebounds: 2, 0

| | NEB | | UMD | | Points from | | | | Period by Period Scoring | | | | |
|------------------|--------------------------|-------|---------------------------|--|---------------|--|----|----|--------------------------|--|-----|----|-----|
| Biggest lead | 5 (1 st 3:20) | | 9 (2 nd 6:47) | | Turnovers | | 14 | 13 | 1st | | 2nd | | TOT |
| Best Scoring Run | 9 (2 nd 1:02) | | 10 (2 nd 6:47) | | Paint | | 32 | 24 | NEB | | 35 | 31 | 66 |
| Lead Changes | | | | | Second Chance | | 9 | 3 | UMD | | 37 | 32 | 69 |
| Times Tied | 6 | | | | Fast Breaks | | 6 | 8 | | | | | |
| Time with Lead | 04:47 | 30:53 | | | Bench | | 34 | 8 | | | | | |



2024-25 Nebraska Men's Basketball Combined Team Statistics In Conference games

Page 1/1
as of Jan 19, 2025

Game Records

| Record | Overall | Home | Away | Neutral |
|----------------|---------|------|------|---------|
| ALL GAMES | 2-5 | 2-1 | 0-4 | 0-0 |
| CONFERENCE | 2-5 | 2-1 | 0-4 | 0-0 |
| NON-CONFERENCE | 0-0 | 0-0 | 0-0 | 0-0 |

Score by Periods

| Team | 1st | 2nd | OT | TOT |
|-----------|-----|-----|----|-----|
| Nebraska | 233 | 262 | 11 | 506 |
| Opponents | 259 | 290 | 21 | 570 |

Team Box Score

| No. | Player | | | | Total | | 3-Point | | F-Throw | | Rebounds | | | | | | | | | | | | | | | |
|-----------|--------------------|-------|--------|------|---------|------|----------|------|---------|------|----------|-----|-----|------|-----|----|-----|----|-----|-----|-----|------|--|--|--|--|
| | | GP-GS | MIN | AVG | FG-FGA | FG% | 3FG-3FGA | 3FG% | FT-FTA | FT% | OFF | DEF | TOT | AVG | PF | DQ | A | TO | BLK | STL | PTS | AVG | | | | |
| 3 | WILLIAMS, Brice | 7-7 | 237:07 | 33.9 | 41-91 | .451 | 11-32 | .344 | 36-40 | .900 | 3 | 26 | 29 | 4.1 | 9 | 0 | 19 | 18 | 2 | 9 | 129 | 18.4 | | | | |
| 4 | GARY, Juwan | 7-7 | 222:38 | 31.8 | 30-81 | .370 | 8-30 | .267 | 14-21 | .667 | 15 | 25 | 40 | 5.7 | 16 | 0 | 3 | 12 | 3 | 7 | 82 | 11.7 | | | | |
| 23 | MORGAN, Andrew | 7-0 | 147:30 | 21.1 | 30-52 | .577 | 1-6 | .167 | 13-22 | .591 | 11 | 17 | 28 | 4.0 | 10 | 0 | 4 | 12 | 1 | 4 | 74 | 10.6 | | | | |
| 24 | WORSTER, Rollie | 7-7 | 173:36 | 24.8 | 19-41 | .463 | 1-8 | .125 | 18-27 | .667 | 3 | 18 | 21 | 3.0 | 13 | 0 | 15 | 6 | 1 | 7 | 57 | 8.1 | | | | |
| 0 | ESSEGAN, Connor | 7-1 | 151:17 | 21.6 | 18-50 | .360 | 13-38 | .342 | 8-11 | .727 | 1 | 18 | 19 | 2.7 | 6 | 0 | 9 | 6 | 0 | 5 | 57 | 8.1 | | | | |
| 9 | BUYUKTUNCEL, Berke | 7-6 | 144:26 | 20.6 | 13-34 | .382 | 8-15 | .533 | 2-6 | .333 | 8 | 20 | 28 | 4.0 | 21 | 1 | 8 | 14 | 3 | 8 | 36 | 5.1 | | | | |
| 1 | HOIBERG, Sam | 7-0 | 129:13 | 18.5 | 10-13 | .769 | 5-7 | .714 | 7-8 | .875 | 2 | 12 | 14 | 2.0 | 17 | 1 | 15 | 7 | 0 | 8 | 32 | 4.6 | | | | |
| 34 | MEAH, Braxton | 7-7 | 93:00 | 13.3 | 10-11 | .909 | 0-0 | .000 | 0-4 | .000 | 6 | 13 | 19 | 2.7 | 10 | 0 | 5 | 5 | 2 | 2 | 20 | 2.9 | | | | |
| 2 | ULIS, Ahron | 7-0 | 96:27 | 13.8 | 7-20 | .350 | 1-6 | .167 | 1-5 | .200 | 2 | 7 | 9 | 1.3 | 8 | 0 | 17 | 4 | 0 | 4 | 16 | 2.3 | | | | |
| 31 | JACOBSEN, Cale | 5-0 | 16:24 | 3.3 | 1-3 | .333 | 1-3 | .333 | 0-0 | .000 | 0 | 2 | 2 | 0.4 | 1 | 0 | 0 | 3 | 0 | 0 | 3 | 0.6 | | | | |
| 8 | GRACE, Jeff | 3-0 | 01:40 | 0.6 | 0-0 | .000 | 0-0 | .000 | 0-0 | .000 | 0 | 0 | 0 | 0.0 | 1 | 0 | 0 | 0 | 0 | 1 | 0 | 0.0 | | | | |
| 12 | GRIFFITHS, Gavin | 2-0 | 11:40 | 5.8 | 0-4 | .000 | 0-4 | .000 | 0-0 | .000 | 0 | 0 | 0 | 0.0 | 0 | 0 | 1 | 1 | 0 | 1 | 0 | 0.0 | | | | |
| Team | | | | | | | | | | | 14 | 9 | 23 | | | | | 1 | | | | | | | | |
| Total | | 7 | 1425 | | 179-400 | .448 | 49-149 | .329 | 99-144 | .688 | 65 | 167 | 232 | 33.1 | 112 | 2 | 96 | 89 | 12 | 56 | 506 | 72.3 | | | | |
| Opponents | | 7 | 1425 | | 203-429 | .473 | 79-208 | .380 | 85-113 | .752 | 73 | 185 | 258 | 36.9 | 121 | 3 | 129 | 84 | 33 | 46 | 570 | 81.4 | | | | |

Team Statistics

| | NEBR | OPP |
|------------------------|---------|---------|
| Scoring | | |
| Points per game | 506 | 570 |
| Scoring margin | 72.3 | 81.4 |
| | -9.1 | - |
| Field goals-att | | |
| Field goal pct | 179-400 | 203-429 |
| | .448 | .473 |
| 3 point fg-att | | |
| 3-point FG pct | 49-149 | 79-208 |
| | .329 | .380 |
| 3-pt FG made per game | 7.0 | 11.3 |
| Free throws-att | | |
| Free throw pct | 99-144 | 85-113 |
| | .688 | .752 |
| F-Throws made per game | 14.1 | 12.1 |
| Rebounds | | |
| Rebounds per game | 232 | 258 |
| | 33.1 | 36.9 |
| Rebounding margin | -3.7 | - |
| Assists | | |
| Assists per game | 96 | 129 |
| | 13.7 | 18.4 |
| Turnovers | | |
| Turnovers per game | 89 | 84 |
| | 12.7 | 12.0 |
| Turnover margin | -0.7 | - |
| Assist/turnover ratio | 1.1 | 1.5 |
| Steals | | |
| Steals per game | 56 | 46 |
| | 8.0 | 6.6 |
| Blocks | | |
| Blocks per game | 12 | 33 |
| | 1.7 | 4.7 |
| Winning streak | | |
| Home win streak | 0 | - |
| | 0 | - |
| Attendance | | |
| Home games-Avg/Game | 43801 | 48554 |
| | 3-14600 | 4-12139 |
| Neutral site-Avg/Game | - | 0-0 |

Team Results

| Date | Opponent | | Score | Att. |
|------------|-----------------|-----|--------|-------|
| 12/07/2024 | at Michigan St. | L | 52-89 | 14797 |
| 12/13/2024 | Indiana | W | 85-68 | 14635 |
| 01/04/2025 | UCLA | W | 66-58 | 15167 |
| 01/07/2025 | at Iowa | Lot | 87-97 | 7812 |
| 01/12/2025 | at Purdue | L | 68-104 | 14876 |
| 01/16/2025 | Rutgers | L | 82-85 | 13999 |
| 01/19/2025 | at Maryland | L | 66-69 | 11069 |



2024-25 Nebraska Men's Basketball Combined Team Statistics All games

Page 1/1
as of Jan 19, 2025

Game Records

| Record | Overall | Home | Away | Neutral |
|----------------|---------|------|------|---------|
| ALL GAMES | 12-6 | 8-1 | 2-4 | 2-1 |
| CONFERENCE | 2-5 | 2-1 | 0-4 | 0-0 |
| NON-CONFERENCE | 10-1 | 6-0 | 2-0 | 2-1 |

Score by Periods

| Team | 1st | 2nd | OT | TOT |
|-----------|-----|-----|----|------|
| Nebraska | 670 | 698 | 11 | 1379 |
| Opponents | 569 | 669 | 21 | 1259 |

Team Box Score

| No. | Player | | | | Total | | 3-Point | | F-Throw | | Rebounds | | | | | | | | | | | |
|-----------|---------------------|-------|--------|------|----------|------|----------|------|---------|-------|----------|-----|-----|------|-----|----|-----|-----|-----|-----|------|------|
| | | GP-GS | MIN | AVG | FG-FGA | FG% | 3FG-3FGA | 3FG% | FT-FTA | FT% | OFF | DEF | TOT | AVG | PF | DQ | A | TO | BLK | STL | PTS | AVG |
| 3 | WILLIAMS, Brice | 18-18 | 558:38 | 31.0 | 104-216 | .481 | 28-73 | .384 | 99-108 | .917 | 9 | 58 | 67 | 3.7 | 30 | 0 | 46 | 44 | 5 | 22 | 335 | 18.6 |
| 4 | GARY, Juwan | 18-18 | 498:14 | 27.7 | 71-173 | .410 | 19-64 | .297 | 50-66 | .758 | 26 | 56 | 82 | 4.6 | 38 | 0 | 16 | 22 | 10 | 23 | 211 | 11.7 |
| 0 | ESSEGAN, Connor | 18-3 | 406:00 | 22.6 | 64-152 | .421 | 46-112 | .411 | 30-37 | .811 | 3 | 47 | 50 | 2.8 | 20 | 0 | 18 | 19 | 0 | 8 | 204 | 11.3 |
| 23 | MORGAN, Andrew | 18-0 | 322:20 | 17.9 | 56-101 | .554 | 3-11 | .273 | 37-58 | .638 | 27 | 55 | 82 | 4.6 | 31 | 0 | 12 | 23 | 5 | 6 | 152 | 8.4 |
| 24 | WORSTER, Rollie | 18-18 | 457:18 | 25.4 | 52-115 | .452 | 6-27 | .222 | 40-58 | .690 | 12 | 61 | 73 | 4.1 | 26 | 0 | 47 | 26 | 3 | 17 | 150 | 8.3 |
| 9 | BUYUKTUNCCEL, Berke | 17-16 | 395:39 | 23.3 | 45-95 | .474 | 14-40 | .350 | 19-28 | .679 | 29 | 72 | 101 | 5.9 | 41 | 1 | 23 | 28 | 13 | 20 | 123 | 7.2 |
| 1 | HOIBERG, Sam | 18-0 | 339:24 | 18.9 | 22-41 | .537 | 8-17 | .471 | 9-11 | .818 | 6 | 32 | 38 | 2.1 | 29 | 1 | 30 | 16 | 1 | 25 | 61 | 3.4 |
| 34 | MEAH, Braxton | 17-17 | 258:35 | 15.2 | 27-35 | .771 | 0-0 | .000 | 3-11 | .273 | 19 | 41 | 60 | 3.5 | 30 | 0 | 14 | 19 | 7 | 6 | 57 | 3.4 |
| 2 | ULIS, Ahron | 14-0 | 202:12 | 14.4 | 18-50 | .360 | 3-17 | .176 | 5-14 | .357 | 8 | 17 | 25 | 1.8 | 18 | 0 | 29 | 9 | 0 | 10 | 44 | 3.1 |
| 12 | GRIFFITHS, Gavin | 10-0 | 105:21 | 10.5 | 11-32 | .344 | 5-23 | .217 | 0-0 | .000 | 3 | 18 | 21 | 2.1 | 14 | 0 | 8 | 4 | 4 | 4 | 27 | 2.7 |
| 8 | GRACE, Jeff | 8-0 | 08:29 | 1.1 | 2-4 | .500 | 0-0 | .000 | 1-1 | 1.000 | 2 | 1 | 3 | 0.4 | 1 | 0 | 0 | 0 | 0 | 1 | 5 | 0.6 |
| 31 | JACOBSEN, Cale | 13-0 | 66:11 | 5.1 | 3-10 | .300 | 1-7 | .143 | 1-1 | 1.000 | 2 | 8 | 10 | 0.8 | 3 | 0 | 8 | 6 | 2 | 4 | 8 | 0.6 |
| 35 | BURT, Henry | 4-0 | 06:39 | 1.7 | 1-4 | .250 | 0-1 | .000 | 0-0 | .000 | 0 | 0 | 0 | 0.0 | 1 | 0 | 0 | 0 | 0 | 0 | 2 | 0.5 |
| Team | | | | | | | | | | | 27 | 18 | 45 | | | | | 5 | | | | |
| Total | | 18 | 3625 | | 476-1028 | .463 | 133-392 | .339 | 294-393 | .748 | 173 | 484 | 657 | 36.5 | 282 | 2 | 251 | 221 | 50 | 146 | 1379 | 76.6 |
| Opponents | | 18 | 3625 | | 441-1070 | .412 | 177-529 | .335 | 200-289 | .692 | 186 | 428 | 614 | 34.1 | 329 | 6 | 245 | 243 | 60 | 108 | 1259 | 69.9 |

Team Statistics

| | NEBR | OPP |
|------------------------|---------|---------|
| Scoring | | |
| Points per game | 76.6 | 69.9 |
| Scoring margin | +6.7 | - |
| Field goals-att | | |
| Field goal pct | .463 | .412 |
| 3 point fg-att | | |
| 3-point FG pct | .339 | .335 |
| 3-pt FG made per game | 7.4 | 9.8 |
| Free throws-att | | |
| Free throw pct | .748 | .692 |
| F-Throws made per game | 16.3 | 11.1 |
| Rebounds | | |
| Rebounds per game | 36.5 | 34.1 |
| Rebounding margin | +2.4 | - |
| Assists | | |
| Assists per game | 13.9 | 13.6 |
| Turnovers | | |
| Turnovers per game | 12.3 | 13.5 |
| Turnover margin | +1.2 | - |
| Assist/turnover ratio | 1.1 | 1.0 |
| Steals | | |
| Steals per game | 8.1 | 6.0 |
| Blocks | | |
| Blocks per game | 2.8 | 3.3 |
| Winning streak | | |
| Home win streak | 0 | - |
| Attendance | | |
| Home games-Avg/Game | 9-14789 | 6-11940 |
| Neutral site-Avg/Game | - | 3-4459 |

Team Results

| Date | Opponent | | Score | Att. |
|------------|----------------------|-----|--------|-------|
| 11/04/2024 | UTRGV | W | 87-67 | 14305 |
| 11/09/2024 | Bethune-Cookman | W | 63-58 | 15138 |
| 11/13/2024 | FDU | W | 86-60 | 14473 |
| 11/17/2024 | vs Saint Mary's (CA) | L | 74-77 | 3241 |
| 11/22/2024 | at Creighton | W | 74-63 | 18475 |
| 11/27/2024 | South Dakota | W | 96-79 | 15172 |
| 12/01/2024 | North Florida | W | 103-72 | 15359 |
| 12/07/2024 | at Michigan St. | L | 52-89 | 14797 |
| 12/13/2024 | Indiana | W | 85-68 | 14635 |
| 12/22/2024 | vs Murray St. | W | 66-49 | 5049 |
| 12/23/2024 | at Hawaii | W | 69-55 | 4611 |
| 12/25/2024 | vs Oregon St. | W | 78-66 | 5086 |
| 12/30/2024 | Southern U. | W | 77-43 | 14855 |
| 01/04/2025 | UCLA | W | 66-58 | 15167 |
| 01/07/2025 | at Iowa | Lot | 87-97 | 7812 |
| 01/12/2025 | at Purdue | L | 68-104 | 14876 |
| 01/16/2025 | Rutgers | L | 82-85 | 13999 |
| 01/19/2025 | at Maryland | L | 66-69 | 11069 |