

NEBRASKA
WOMEN'S GYMANSTICS
2025 MEDIA GUIDE



NEBRASKA WOMEN'S GYMNASTICS 2025 MEDIA GUIDE

INTRODUCTION

Table Of Contents	1
2025 Schedule and Quick Facts	2
2025 Roster	3
2025 Nebraska Opponents	4-6
Adidas Ad	7

COACHES & STAFF

Head Coach Heather Brink	8-9
Associate Head Coach Brian Amato	10
Assistant Coaches Sam Scherwinski/Mollie Korth	11
Women's Gymnastics Staff	12-13

NEBRASKA ADMINISTRATION

University Administration/Board of Regents/Athletic Executive Staff	14-16
Director of Athletics Troy Dannen	17
Husker Head Coaches	18
Nebraska Media Services	19

2025 HUSKERS

Sophia McClelland	20
Lucy Stanhope	21
Genesis Gibson	22
Ayzhia Hall	23
Katie Kuenemann	24
Halle Rourke	25
Emma Simpton	26
Emma Spence	27
Katelyn Barth	28
Nya Kraus	29
Emalee Frost/Allie Gard	30
Lauren Homecillo/Reese Baechle	31

Olivia Burns/Whitney Jencks	32
Jenna Sartoretto/Isabel Sikon	33
Molly Peterson/Reese Baker	34
Lauren Hollifield	35

2024 SEASON REVIEW

Meet-by-Meet Results	36-37
Individual Meet-by-Meet Results	38-40
Individual Titles and Honors	41
2024 Big Ten Championships	42
Postseason History	43

NEBRASKA HISTORY & RECORDS

Nebraska NCAA Champions	44
Nebraska National Academic Achievements	45-46
Nebraska NCAA All-Americans	47-48
Nebraska Conference History	49-52
Nebraska Records	53-60
All-Time Letterwinners	61
Nebraska All-Time Results	62-72
All-Time Series Records	73
Nebraska Coaching History	74

THIS IS NEBRASKA

This is Nebraska Gymnastics	75-76
Nebraska Gymnastics Facilities	77-82
Academic Success & Experience	83-86
Athletic Excellence & Support	87-96
The University of Nebraska	97-100
The City of Lincoln	101-102
#NILNebraska	103
2023 Photo Roster	104

NEBRASKA WOMEN'S GYMNASTICS FACTS

Season of Women's Gymnastics.....	50th (1976)
Total Conference Championships	25 (Last, 2017)
Overall All-Time Record	1,020-571-8 (.638)
Regular Season All-Time Record772-297-4 (.719)
Postseason All-Time Record	248-274-4 (.471)
NCAA Championships Appearances.....	27 (Last, 2024)
NCAA Championships Best Finish	4th (Last, 2011)
NCAA Super Six Appearances	12 (Last, 2018)
Individual NCAA Champions.....	5
First-Team All-Americans	83
Total All-Americans	160
CSC Academic All-Americans.....	17
AAI Award Winners	2
All-Conference Selections	240

TEAM INFORMATION

2024 Record (Conference).....	15-13 (7-7 Big Ten)
2024 Big Ten Regular Season Finish	6th
2024 Big Ten Championships Finish	7th
2024 NCAA Regional Finish	3rd
2024 NCAA Super Regional Finish	N/A
2024 High Score	197.375
All-Americans Returning/Lost.....	0/0
Letterwinners Returning/Lost	13/4
Newcomers	5

COACHING STAFF

Head Coach.....	Heather Brink
» Nebraska Record: 63-73-0 (seventh season)	
» College Career Record: Same	
» 14th season at Nebraska	
Associate Head Coach	Brian Amato
» 5th season at Nebraska	
Assistant Coach	Sam Scherwinski
» 1st season at Nebraska	
Assistant Coach	Mollie Korth
» 1st season at Nebraska	

CONTACT INFORMATION

Main Phone Number	402-472-4808
Mailing Address: Nebraska Women's Gymnastics	
Francis Allen Training Complex	
1600 Court Street	
Lincoln, NE 68588-0648	

GENERAL INFORMATION

Location	Lincoln, Neb.
Population	298,126
Founded	1869
Enrollment	25,390
Facility	Bob Devaney Sports Center (1976)
Capacity	7,907
Nickname	Cornhuskers, Huskers
Colors	Scarlet and Cream
Conference	Big Ten
Chancellor	Dr. Rodney Bennett
Institutional Representative	Scott Fuess Jr.
Director of Athletics.....	Troy Dannen

COMMUNICATIONS INFORMATION

Women's Gymnastics Contact.....	Ben Anderson
Cell Phone	(309) 337-6930
Office Phone.....	(402) 472-2263
E-Mail	banderson71@huskers.unl.edu
Communications Fax	(402) 472-2005
Mailing Address:.....	Nebraska Communications
800 Stadium Drive	
Lincoln, NE 68588-0123	

MEDIA GUIDE CREDITS

The 2024-25 Nebraska Women's Gymnastics Media Guide was written and designed by the Nebraska Communications Office, with editorial assistance from Paige Trutna, Jeff Griesch and the Women's Gymnastics Office. All photography was provided by Athletic Department photographer Scott Bruhn. The guide was produced entirely on Adobe InDesign and is available for download at Huskers.com.

2025 NEBRASKA SCHEDULE

DATE	OPPONENT	LOCATION	TIME (CT)
Saturday, Jan. 4	Auburn, BYU, Oklahoma	Nashville, Tennessee	5:30 p.m.
Friday, Jan. 10	at Florida	Gainesville, Florida	5:45 p.m.
Saturday, Jan. 18	Illinois*	Champaign, Illinois	1 p.m.
Sunday, Jan. 26	Maryland*	Devaney Center	4 p.m.
Saturday, Feb. 1	Iowa*	Devaney Center	7 p.m.
Sunday, Feb. 9	at Michigan*	Ann Arbor, Michigan	3 p.m.
Saturday, Feb. 15	Michigan State*	Devaney Center	7 p.m.
Saturday, Feb. 22	at Minnesota*	Minneapolis, Minnesota	4 p.m.
Sunday, March 2	Big Four	Columbus, Ohio	4 p.m.
Saturday, March 8	New Hampshire	Devaney Center	7 p.m.
Saturday, March 15	Ameritas Masters Classic	Devaney Center	6:30 p.m.
Saturday, March 22	Big Ten Championships	Ann Arbor, Michigan	TBA
April 3-6	NCAA Regionals	Campus Sites	TBA
April 17-19	NCAA Championships	Fort Worth, Texas	TBA

*Indicates meets that count for the Big Ten Regular Season Championship.

Home meets at the Bob Devaney Sports Center listed in red.

All times Central and subject to change, check Huskers.com for schedule updates.

SCHEDULE NOTES

- Nebraska will host five home meets at the Bob Devaney Sports Center in 2025. The Huskers host Maryland, Iowa, Michigan State, New Hampshire and the 2025 Ameritas Masters Classic.
- The Huskers will face reigning Big Ten Champions, Michigan State at the Bob Devaney Sports Center on Feb. 15 at 7 p.m.
- NU will take on Ohio State, Rutgers and UCLA at the Big Four meet in Columbus, Ohio, on Sunday, March 2.
- Nebraska will host the Ameritas Masters Classic on March 15 at the Devaney Center. The meet will include Iowa State, Temple and Texas Women's University and will start at 6:30 p.m.
- The Big Ten Championships will take place in Ann Arbor, Mich., on Saturday, March 22.
- The Big Red will face 10 teams this season that reached NCAA Regionals, including Florida, which reached the NCAA Final.
- Postseason will begin with NCAA Regionals and Super Regionals, which will take place April 3-6 at four sites around the country. During the first round of regional competition -- to be held the first day -- two teams at each site will compete in a play-in. The winner of each meet will advance to a regional session. On the second day, eight teams will compete in two sessions of four, and the top two in each of those sessions will advance to the Super Regionals the next day. On the final day, four teams will compete in one session, and the top two teams will advance to the finals site.
- Eight teams will advance to the NCAA Championships, which are set for April 17-19 in Fort Worth, Texas. A pair of four-team semifinals will be held with the top two teams from each advancing to the "Four on the Floor" final. The top finisher at the final will be crowned NCAA champion.



The 2025 seniors include (from left) Emma Simpton, Ayzhia Hall, Genesis Gibson, Halle Rourke, Katie Kuenemann, Lucy Stanhope, Emma Spence and Sophia McClelland.

2025 NEBRASKA ROSTER

NAME	YR.	HT.	EVENTS	HOMETOWN	PREVIOUS SCHOOL/CLUB
Reese Baechle	R-So.	5-3	AA	St. Charles, Mo.	Lindenwood
Reese Baker	Fr.	5-4	AA	Fairfield, Calif.	Dream Xtreme Gymnastics
Katelyn Barth	Jr.	5-2	AA	Fargo, N.D.	American Gold Gymnastics
Olivia Burns	So.	5-3	AA	Blue Springs, Mo.	Xtreme Gymnastics
Emalee Frost	Jr.	5-4	AA	Arrington, Tenn.	Let it Shine Gymnastics
Allie Gard	Jr.	5-3	AA	Round Rock, Texas	Arkansas/Cedar Ridge
Genesis Gibson	Sr.	5-7	AA	Prosper, Texas	World Olympic Gymnastics Academy
Ayzhia Hall	Sr.	5-5	AA	Rogers, Ark.	Hopes and Dreams Gymnastics
Lauren Hollifield	Fr.	5-0	AA	Dacula, Ga.	Bio Gymnastics
Lauren Homecillo	Jr.	4-11	AA	Papillion, Neb.	Omaha Gymnastics Academy
Whitney Jencks	So.	5-7	AA	Madison, S.D.	Twin City Twisters
Nya Kraus	Jr.	4-11	AA	Regina, Saskatchewan, Canada	Lindenwood
Katie Kuenemann	Sr.	5-2	AA	Longview, Texas	Texas East Gymnastics
Sophia McClelland	Sr.	5-2	AA	Camarillo, Calif.	BYU/Paramount Elite
Molly Peterson	Fr.	5-4	AA	Woodbury, Minn.	Flips Gymnastics
Halle Rourke	Sr.	5-5	AA	Waverly, Neb.	Nebraska School of Gymnastics
Jenna Sartoretto	So.	5-3	AA	Georgetown, Ontario, Canada	Futures Gymnastics
Isabel Sikon	So.	5-5	AA	San Antonio, Texas	Mavericks Gymnastics
Emma Simpton	Sr.	5-5	AA	Dallas, Texas	Metroplex Gymnastics
Emma Spence	Sr.	5-5	AA	Cambridge, Ontario, Canada	Dynamo Club
Lucy Stanhope	Sr.	5-6	AA	Warrington, England	City of Liverpool/Utah

Head Coach: Heather Brink (seventh/14th season overall)

Associate Head Coach: Brian Amato (fifth season),

Assistant Coaches: Sam Scherwinski (first season), Mollie Korth (first season)

HUSKER CAREER-HIGH SCORES

GYMNAST	VAULT	BARS	BEAM	FLOOR	AA
Reese Baechle	9.900	9.860	--	9.900	--
Katelyn Barth	9.700	--	--	--	--
Allie Gard	--	--	9.875	9.550	--
Genesis Gibson	--	9.875	--	--	--
Ayzhia Hall	9.900	--	9.900	9.900	--
Allie Gard	--	--	9.875	9.550	--
Genesis Gibson	--	9.875	--	--	--
Whitney Jencks	--	9.900	9.850	9.875	--
Nya Kraus	9.725	9.900	9.900	9.900	39.075
Katie Kuenemann	9.825	--	--	9.850	--
Halle Rourke	--	--	--	9.900	--
Isabel Sikon	9.875	--	9.875	--	--
Emma Simpton	--	9.900	9.925	9.825	--
Emma Spence	9.950	9.975	9.925	9.950	39.650
Lucy Stanhope	9.950	--	9.900	9.900	--

PRONUNCIATION GUIDE

Reese BAECHLE BECK-LEE
 Lauren HOLLIFIELD Hawl-i-field
 Nya KRAUS NY-uh
 AYZHIA Hall AY-SHUH
 Lauren HOMECILLO home-uh-cell-o
 Katie KUENEMANN KEY-nuh-men
 Halle ROURKE ROAR-ick
 Isabel SIKON SY-con

HUSKERS BY CLASS

Seniors (8) Genesis Gibson
 Ayzhia Hall
 Katie Kuenemann
 Sophia McClelland
 Halle Rourke
 Emma Simpton
 Emma Spence
 Lucy Stanhope
 Juniors (5) Katelyn Barth
 Emalee Frost
 Allie Gard
 Lauren Homecillo
 Nya Kraus
 Sophomores (5) Reese Baechle
 Olivia Burns
 Whitney Jencks
 Jenna Sartoretto
 Isabel Sikon
 Freshmen (3) Reese Baker
 Lauren Hollifield
 Molly Peterson

HUSKERS BY HOME STATE

Arkansas (1) Ayzhia Hall
 California (2) Reese Baker
 Sophia McClelland
 Georgia (1) Lauren Hollifield
 Minnesota (1) Molly Peterson
 Missouri (2) Reese Baechle
 Olivia Burns
 Nebraska (2) Lauren Homecillo
 Halle Rourke
 North Dakota (1) Katelyn Barth
 South Dakota (1) Whitney Jencks
 Tennessee (1) Emalee Frost
 Texas (5) Allie Gard
 Genesis Gibson
 Katie Kuenemann
 Isabel Sikon
 Emma Simpton

INTERNATIONAL HUSKERS

Canada (3) Nya Kraus
 Jenna Sartoretto
 Emma Spence
 England (1) Lucy Stanhope

RETURNING ALL-BIG TEN GYMNASTS

Emma Spence First Team
 Sophia McClelland Second Team

2025 NEBRASKA OPPONENTS

AUBURN TIGERS

Jan. 4 | Nashville Municipal Auditorium | Nashville, Tenn. | 5:30 p.m.

Location: Auburn, Ala.
Enrollment: 26,874
President: Christopher B. Roberts
Athletic Director: John Cohen

Facility: Neville Arena
Capacity: 9,121

Head Coach: Jeff Graba (14th season)
Record at Auburn: 98-112-1
 & Brooke Leonard-Fincher
Career Record: Same

Media Relations - Women's Gymnastics SID: Kendra Willard
E-mail: kal0014@auburn.edu
Website: auburntigers.com

Nickname: Tigers
Colors: Navy Blue & Burnt Orange
Conference: SEC
SWA: Djenane Paul

Series: Nebraska leads, 21-15
2024 Record/High Score: 12-17 (2-5)/198
Conference/Regional/NCAA Finish: 7th/3rd/NA

Alma Mater: Minnesota, 1992
Assistant Coaches: Seth Carver-Milne, Kurt Hettinger
Office Phone: (520) 868-4150

Twitter: @AuburnGym



IOWA HAWKEYES

Feb. 1 | Bob Devaney Sports Center | Lincoln, Neb. | 7 p.m.

Location: Iowa City, Iowa
Enrollment: 31,452
President: Barbara J. Wilson
Athletic Director: Beth Goetz

Facility: Carver-Hawkeye Arena
Capacity: 15,500

Head Coach: Jen Llewellyn (1st season)
Record at Iowa: 0-0
Career Record: 32-52 (13 seasons)

Media Relations - Women's Gymnastics SID: Leandra Jew
E-mail: leandra-jew@uiowa.edu
Website: hawkeyesports.com

Nickname: Hawkeyes
Colors: Black & Gold
Conference: Big Ten
SWA: Lyla Clerry

Series: Nebraska leads, 30-11
2024 Record/High Score: 6-7 (2-7)/196.525
Conference/Regional/NCAA Finish: 9th/NA/NA

Alma Mater: Oregon State, 2012
Assistant Coaches: Craig Ballard, Brenna Brooks, Kyle Grable
Office Phone: (319) 335-9259

Twitter: @IowaGymnastics



BYU COUGARS

Jan. 4 | Nashville Municipal Auditorium | Nashville, Tenn. | 5:30 p.m.

Location: Provo, Utah
Enrollment: 33,567
President: C. Shane Reese
Athletic Director: Thomas Allen Holme

Facility: Marriott Center
Capacity: 5,000

Head Coach: Guard Young (11th season)
Record at BYU: 93-125-2
Career Record: Same

Media Relations - Women's Gymnastics SID: Brenna Seeman
E-mail: brenna_seeman@byu.edu
Website: byucougars.com

Nickname: Cougars
Colors: Blue & White
Conference: Big 12
SWA: Liz Darger

Series: Nebraska leads, 6-4
2024 Record/High Score: 12-17-1 (3-5)/197.050
Conference/Regional/NCAA Finish: 7th/NA/NA

Alma Mater: BYU, 2001
Assistant Coaches: Natalie Brookman, Brogan Evanson
Office Phone: (801) 422-4769

Twitter: @BYU_Gymnastics



IOWA STATE CYCLONES

March 15 | Bob Devaney Sports Center | Lincoln, Neb. | 6:30 p.m.

Location: Ames, Iowa
Enrollment: 30,177
President: Wendy Wintersteen
Athletic Director: Jamie Pollard

Facility: Hilton Coliseum
Capacity: 14,356

Head Coach: Ashley Miles Greig (2nd season)
Alma Mater: Alabama, 2006
Record at Iowa State: 10-18
Career Record: Same

Media Relations - Women's Gymnastics SID: Brady Meister
E-mail: bmeister@iastate.edu
Website: cyclones.com

Nickname: Cyclones
Colors: Gold & Cardinal
Conference: Big 12
SWA: Dr. Calli Sanders

Series: Nebraska leads, 100-14-1
2024 Record/High Score: 10-18 (2-2)/196.900
Conference/Regional/NCAA Finish: 4th/NA/NA

Assistant Coaches: Haylee Young, Ryan Snider
Office Phone: (210) 705-0888

Twitter: @CycloneGYM



FLORIDA GATORS

Jan. 10 | O'Connell Center | Gainesville, Fla. | 5:45 p.m.

Location: Gainesville, Fla.
Enrollment: 60,795
President: Kent Fuchs
Athletic Director: Scott Stricklin

Facility: O'Connell Center
Capacity: 10,133

Head Coach: Jenny Rowland (10th season)
Record at Florida: 213-43-1
Career Record: Same

Media Relations - Women's Gymnastics SID: Mary Howard
E-mail: MaryH@gators.ufl.edu
Website: floridagators.com

Nickname: Gators
Colors: Orange & Blue
Conference: SEC
SWA: Amy Meyers Hass

Series: Florida leads, 27-10
2024 Record/High Score: 29-8 (6-1)/198.325
Conference/Regional/NCAA Finish: 1st/1st/4th

Alma Mater: Oklahoma, 1997
Assistant Coaches: Adrian Burde, Owen Field, Jeremy Miranda
Office Phone: (352) 375-4683

Twitter: @GatorsGym



MARYLAND TERRAPINS

Jan. 26 | Bob Devaney Sports Center | Lincoln, Neb. | 4 p.m.

Location: College Park, Md.
Enrollment: 30,875
President: Darryll J. Pines
Athletic Director: Damon Evans

Facility: XFINITY Center
Capacity: 17,950

Head Coach: Brett Nelligan (16th season)
Record at Maryland: 222-122-2
Career Record: Same

Media Relations - Women's Gymnastics SID: Taylor Smyth
E-mail: tsmyth1@umd.edu
Website: UMTerps.com

Nickname: Terrapins
Colors: Red, White, Black & Gold
Conference: Big Ten
SWA: Dr. Sue Sherburne

Series: Nebraska leads, 15-5-1
2024 Record/High Score: 13-7 (2-7)/197.550
Conference/Regional/NCAA Finish: 8th/NA/NA

Alma Mater: Massachusetts, 2003
Assistant Coaches: Erinn Dooley, JJ Ferreira, Morgan Epps
Office Phone: (301) 314-7007

Twitter: @TerpsGymnastics



ILLINOIS FIGHTING ILLINI

Jan. 18 | Huff Hall | Champaign, Ill. | 1 p.m.

Location: Urbana-Champaign, Ill.
Enrollment: 44,087
President: Timothy L. Killeen
Athletic Director: Josh Whitman

Facility: Huff Hall
Capacity: 3,800

Head Coach: Nadalie Walsh (8th season)
Record at Illinois: 88-58
Career Record: 175-221 (21 seasons)

Media Relations - Women's Gymnastics SID: Eleanor Guinan
E-mail: eleanor@illinois.edu
Website: fightingillini.com

Nickname: Fighting Illini
Colors: Navy Blue & Orange
Conference: Big Ten
SWA: Sara Burton

Series: Nebraska leads, 30-10
2024 Record/High Score: 16-12 (4-5)/197.925
Conference/Regional/NCAA Finish: 6th/3rd/NA

Alma Mater: UW-Oshkosh, 2000
Assistant Coaches: Don Osborn, Connor McCool
Office Phone: (217) 300-5936

Twitter: @IlliniWGYM



MICHIGAN WOLVERINES

Feb. 9 | Crisler Center | Ann Arbor, Mich. | 3 p.m.

Location: Ann Arbor, Mich.
Enrollment: 51,225
President: Santa J. Ono
Athletic Director: Warde Manuel

Facility: Crisler Center
Capacity: 13,751

Head Coach: Bev Plocki (36th season)
Record at Michigan: 892-280-5
Assistant Coaches: Scott Sherman, Maile'ana Kanewa-Hermelyn, Cali Hager
Office Phone: (734) 647-1259

Media Relations - Women's Gymnastics SID: Megan McIntosh
E-mail: meganmci@umich.edu
Website: MGoBlue.com

Nickname: Wolverines
Colors: Maize & Blue
Conference: Big Ten
SWA: Elizabeth Heinrich

Series: Michigan leads, 34-26-1
2024 Record/High Score: 18-10 (8-1)/198.650
Conference/Regional/NCAA Finish: 2nd/3rd/NA

Alma Mater: West Virginia, 1987
Career Record: Same

Twitter: @UMichWGYM



2025 NEBRASKA OPPONENTS

MICHIGAN STATE SPARTANS

Feb. 15 | Bob Devaney Sports Center | Lincoln, Neb. | 7 p.m.

Location: East Lansing, Mich.
Enrollment: 50,344
President: Kevin M. Guskiewicz
Athletic Director: Alan Haller

Facility: Jenison Field House
Capacity: 6,000

Head Coach: Mike Rowe (8th season)
Record at Michigan State: 80-45
Career Record: Same

Media Relations - Women's Gymnastics SID: Maggie Hudson
E-mail: mhudson@ath.msu.edu
Website: msuspartans.com

Nickname: Spartans
Colors: Green & White
Conference: Big Ten
SWA: Jennifer Smith

Series: Nebraska leads, 22-6
2024 Record/High Score: 29-7 (9-0)/198.150
Conference/Regional/NCAA Finish: 1st/4th/NA

Alma Mater: Michigan State, 1985
Assistant Coaches: Nicole Jones, Devin Wright, Rachael Donovan
Office Phone: (517) 432-3189

Media Relations - Women's Gymnastics SID: Maggie Hudson
Office Phone: (517) 355-6564
Twitter: @MSU_Gymnastics



OKLAHOMA SOONERS

Jan. 4 | Nashville Municipal Auditorium | Nashville, Tenn. | 5:30 p.m.

Location: Norman, Okla.
Enrollment: 23,727
President: Joseph Harroz Jr.
Athletic Director: Joe Castiglione

Facility: Lloyd Noble Center
Capacity: 11,000

Head Coach: K.J. Kindler (20th season)
Record at Oklahoma: 511-59-2
Career Record: Same

Media Relations - Women's Gymnastics SID: Lindsey Magness
E-mail: lindseymorrison@ou.edu
Website: soonersports.com

Nickname: Sooners
Colors: Crimson & Cream
Conference: SEC
SWA: Mackenzie Dillbeck

Series: Nebraska leads, 22-5
2024 Record/High Score: 36-2 (4-0)/198.950
Conference/Regional/NCAA Finish: 1st/1st/NA

Alma Mater: Iowa State, 1992
Assistant Coaches: Lou Ball, Tom Haley, Ashley Kerr
Office Phone: (405) 325-2424

Media Relations - Women's Gymnastics SID: Lindsey Magness
Office Phone: (405) 325-8231
Twitter: @OU_WGymnastics



MINNESOTA GOLDEN GOPHERS

Feb. 22 | Maturi Pavillion | Minneapolis, Minn. | 4 p.m.

Location: Minneapolis, Minn.
Enrollment: 51,147
President: Jeff Ettinger
Athletic Director: Mark Coyle

Facility: Maturi Pavillion
Capacity: 5,700

Head Coach: Jenny Hansen (11th season)
Record at Minnesota: 134-59-1
Assistant Coaches: Rich Stenger, GERALD Stack-Eaten, Kiki Parenteau
Office Phone: (612) 624-7848

Media Relations - Women's Gymnastics SID: E.J. Stevens
E-mail: steve894@umn.edu
Website: gophersports.com

Nickname: Golden Gophers
Colors: Maroon & Gold
Conference: Big Ten
SWA: Julie Manning

Series: Nebraska leads, 35-18-1
2024 Record/High Score: 20-11 (6-3)/198.250
Conference/Regional/NCAA Finish: 4th/4th/NA

Alma Mater: Minnesota, 2004
Career Record: Same

Media Relations - Women's Gymnastics SID: E.J. Stevens
Office Phone: (612) 625-9379
Twitter: @GopherWGym



RUTGERS SCARLET KNIGHTS

March 2 | Big Four | Columbus, Ohio | 4 p.m.

Location: New Brunswick, N.J.
Enrollment: 67,556
President: Jonathan Holloway
Athletic Director: Ryan Pisarri

Facility: Jersey Mike's Arena
Capacity: 8,000

Head Coach: Umme Salim-Beasley (7th season)
Alma Mater: West Virginia, 1998
Record at Rutgers: 55-100
Assistant Coaches: Anastasia Halbig, Michael Rosso, Danielle DeMarco

Media Relations - Women's Gymnastics SID: Matt Choquette
E-mail: mchoquette@scarletknights.com
Website: scarletknights.com

Nickname: Scarlet Knights
Color: Scarlet
Conference: Big Ten
SWA: Kate Hickey

Series: Nebraska leads, 15-2
2024 Record/High Score: 12-15 (0-10)/196.200
Conference/Regional/NCAA Finish: 10th/NA/NA

Office Phone: (848) 932-6502
Career Record: 109-156 (9 seasons)

Media Relations - Women's Gymnastics SID: Matt Choquette
Office Phone: (732) 445-8119
Twitter: @RUGymnastics



NEW HAMPSHIRE WILDCATS

March 8 | Bob Devaney Sports Center | Lincoln, Neb. | 7 p.m.

Location: Durham, N.H.
Enrollment: 13,830
President: Elizabeth S. Chilton
Athletic Director: Allison Rich

Facility: Lundholm Gym
Capacity: 3,000

Head Coach: Lindsey Bruck Ayotte (6th season)

Alma Mater: Michigan, 2008
Record at UNH: 74-47
Career Record: Same

Media Relations - Women's Gymnastics SID: Mike Murphy
E-mail: mike.murphy@unh.edu
Website: unhwildcats.com

Nickname: Wildcats
Colors: Blue & White
Conference: AEC
SWA: Michelle Bronner

Series: Nebraska leads, 15-4-1
2024 Record/High Score: 23-13 (2-2)/196.150
Conference/Regional/NCAA Finish: NA/NA/NA

Assistant Coaches: Steve Avgerinos, Jazmyn Estrella, Alyssa Worthington
Office Phone: (603) 862-3834

Media Relations - Women's Gymnastics SID: Mike Murphy
Office Phone: (603) 862-3906
Twitter: @UNHGymnastics



TEMPLE OWLS

March 15 | Bob Devaney Sports Center | Lincoln, Neb. | 6:30 p.m.

Location: Philadelphia, Pa.
Enrollment: 29,447
President: John Fry
Athletic Director: Arthur Johnson

Facility: McGonigle Hall
Capacity: 3,900

Head Coach: Hilary Steele (2nd season)
Record at Temple: 15-19
Career Record: Same

Media Relations - Women's Gymnastics SID: Kristy Bannon
E-mail: kristy.bannon@temple.edu
Website: owlsports.com

Nickname: Owls
Colors: Cherry & White
Conference: AAC
SWA: Jessica Reo

Series: Nebraska leads, 5-0
2024 Record/High Score: 15-19 (2-3)/196.225
Conference/Regional/NCAA Finish: NA/4th/NA

Alma Mater: Georgia, 2011
Assistant Coaches: Brittney Miller, Joel Shugart
Office Phone: (215) 204-1669

Media Relations - Women's Gymnastics SID: Kristy Bannon
Office Phone: (215) 204-2790
Twitter: @TUWG



OHIO STATE BUCKEYES

March 2 | Big Four | Columbus, Ohio | 4 p.m.

Location: Columbus, Ohio
Enrollment: 66,444
President: Ted Carter
Athletic Director: Ross Bjork

Facility: Covelli Center
Capacity: 3,700

Head Coach: Meredith Paulcivic (8th season)

Alma Mater: Utah, 1994
Record at Ohio State: 67-40-0
Career Record: Same

Media Relations - Women's Gymnastics SID: Emilia Frizzi
E-mail: frizzi.3@osu.edu
Website: ohiostatebuckeyes.com

Nickname: Buckeyes
Colors: Scarlet and Gray
Conference: Big Ten
SWA: Janine Oman

Series: Nebraska leads, 21-17
2024 Record/High Score: 6-2 (4-1)/197.400
Conference/Regional/NCAA Finish: 4th/3rd/NA

Assistant Coaches: Mikayla Stuckey, Quest Hayden & Randy Monahan
Office Phone: (614) 292-2393

Media Relations - Women's Gymnastics SID: Emilia Frizzi
Office Phone: (614) 292-6861
Twitter: @OhioStateWGYM



TEXAS WOMEN'S UNIVERSITY OWLS

March 15 | Bob Devaney Sports Center | Lincoln, Neb. | 6:30 p.m.

Location: Denton, Texas
Enrollment: 14,154
President: Carine M. Feyten
Athletic Director: Sandee Mott

Facility: Kitty Magee Arena
Capacity: 2,700

Head Coach: Lisa Bowerman (14th season)
Alma Mater: Illinois State, 2004
Record at TWU: 144-173
Career Record: Same

Media Relations - Women's Gymnastics SID: Morgan Lair
E-mail: mlair@twu.edu
Website: twuathletics.com

Nickname: Owls
Colors: Maroon & White
Conference: N/A
SWA: Sandee Mott

Series: Nebraska leads, 21-17
2024 Record/High Score: 10-21/196.275
Conference/Regional/NCAA Finish: 4th/3rd/NA

Assistant Coaches: Kyana George, Zan Jones
Office Phone: (940) 898-2380

Media Relations - Women's Gymnastics SID: Morgan Lair
Office Phone: (940) 898-2454
Twitter: @TWUGymnastics



2024 NEBRASKA OPPONENTS

UCLA BRUINS

March 2 | Big Four | Columbus, Ohio | 4 p.m.

Location: Los Angeles, Calif.
Enrollment: 45,690
President: Michael Drake
Athletic Director: Martin Jarmond

Facility: Pauley Pavilion
Capacity: 12,829

Head Coach: Janelle McDonald (2nd season)
Record at UCLA: 5-3
Career Record: Same

Media Relations - Women's Gymnastics
E-mail: ldavid@athletics.ucla.edu
Website: uclabruins.com

Nickname: Bruins
Colors: Blue & Gold
Conference: Big Ten
SWA: Christina Munger-Rivera

Series: Nebraska leads, 43-10
2024 Record/High Score: 5-3 (4-3)/198.075
Conference/Regional/NCAA Finish: 3rd/3rd/NA

Alma Mater: Arizona State, 2011
Assistant Coaches: BJ Das, Mark Freeman, Lacy Dagen
Office Phone: (310) 206-7870

SID: Liza David
Office Phone: (310) 206-8140
Twitter: @uclagymnastics



BIG TEN CHAMPIONSHIPS

March 21 | Crisler Center | Ann Arbor, Mich. | TBA

Location: Ann Arbor, Mich.
Facility: Crisler Center
Capacity: 13,751

Saturday, March 21

Team Information
Participating Teams:

Illinois, Iowa, Maryland, Michigan, Michigan State, Minnesota, Nebraska, Ohio State, Penn State, Rutgers
 UCLA, Washington

Media Information
Contact: Megan Althoff
Email: mrowley@bigten.org
Website: bigten.org



BIG FOUR MEET

March 2 | Columbus, Ohio | 4 p.m.

Location: Columbus, Ohio
Facility: Covelli Center
Capacity: 3,700

Sunday, March 2
Team Competition

Team Information
Participating Teams: UCLA, Ohio State, Rutgers, Nebraska

Media Information
Contact: Megan Althoff
Email: mrowley@bigten.org
Website: bigten.org



2025 NCAA REGIONALS & CHAMPIONSHIPS

April 3-6 | TBA/Campus Sites | April 17-19/Fort Worth, Texas

Regionals

Locations: Salt Lake City, Utah, Seattle, Washington, Tuscaloosa, Ala.,
 University Park, Pa.
Dates: April 2-6 and 17 & 19

Championships

Location: Fort Worth, Texas
Facility: Dickies Arena
Capacity: 14,000
Dates: April 17-19

Media Information
Contact: Michelle Watsky
Email: mwatsky@ncaa.org
Website: ncaa.org







HEATHER BRINK

HEAD COACH | SEVENTH SEASON

Heather Brink was named the fifth head coach in the history of Nebraska women's gymnastics in February of 2019. Brink started the 2019 season as the program's interim head coach following three seasons on the Husker staff as Nebraska's associate head coach. Overall, Brink will enter her 14th season on the Husker coaching staff in 2025 including her earlier stint as assistant coach (2011-15). She was also an 11-time All-American at Nebraska.

She has not only helped develop one of the most talented beam squads in the nation during her tenure on Nebraska's staff, but Brink has also demonstrated unprecedented leadership in and out of the gym. With over 30 years of gymnastics experience, Brink plays an important role in recruiting, program development and team building. Her dedication to the rich program tradition is unparalleled, as she looks to continue leading the Huskers to success in the years to come.

In 2024, Brink led the Huskers to their second-straight NCAA Championships appearance. The team qualified for the second round and placed third out of four in its session. Under her tutelage, Emma Spence earned first-team All-Big Ten honors, and Kinsey Davis and Sophia McClelland claimed second-team All-Big Ten honors. NU scored a 197.000 or above in its last three regular season meets, marking the first time since 2003 that the Big Red accomplished that feat. Husker gymnasts earned 23 career highs and 36 event titles.

Brink coached the 2023 Huskers to a postseason berth, reaching the NCAA Denver Regional. She coached three gymnasts to all-conference honors while Emma Spence was named Co-Regional Gymnast of the Year. Brink helped the Huskers score a 197.500, the best team score in five years while recording the 10th-best event scores in program history on floor and uneven bars. She coached individuals to 30 career-high scores, while the Big Red took home 31 individual event titles throughout the season.

In 2022, Brink coached two Huskers to a postseason berth as Kinsey Davis and Clara Colombo competed at the NCAA Seattle Regional. She also coached Davis to first-team All-Big Ten honors.

In 2021, Brink and the Huskers returned to the gym for an unprecedented year after having the 2020 season cut short due to COVID-19. Brink coached two all-conference gymnasts, Kaitlyn

Higgins and Anika Dujakovich. The season ended for the Huskers at the NCAA Athens Regional where six individuals competed in seven events.

Although the 2020 year was cut short because of COVID-19, Taylor Houchin earned All-America honors while helping NU to an 8-4 record. Sierra Hassel also continued NU's tradition of excellence in the classroom, as she was named Nebraska's Student-Athlete of the Year.

Brink helped Nebraska to a sixth-place national finish in 2018, when the Huskers produced eight All-America awards. Brink helped Taylor Houchin and Grace Williams to second-team All-America honors on beam. NU posted a seventh-place national finish in 2017, and the Huskers won a Big Ten regular-season championship. Brink coached Danielle Breen to second-team All-America honors on beam, as Breen tied for sixth at the NCAA Semifinal with a score of 9.900. The Husker beam squad came up clutch in two of NU's most important meets of the season, as Nebraska finished on the event at both the B1G Five meet and the NCAA Lincoln Regional. At the B1G Five meet, NU clinched the Big Ten regular season title following Grace Williams' career-high 9.95. The Huskers needed a strong beam performance at the regional to advance to the NCAA Championships, and Williams posted a 9.90 and Breen scored a career-high 9.95 to seal the trip to nationals. At the NCAA Semifinal, NU posted a season-high 49.3000 on the event, led by Breen's score. Brink also helped Ashley Lambert to a pair of second-team All-America honors on vault and floor and Sienna Crouse to first-team recognition on vault.

In 2016, Brink's first season as associate head coach, Nebraska finished eighth nationally at the NCAA Championships. The Huskers' beam squad was among the strongest in the country, ranking in the top 10 for most of the season. Williams captured eight beam titles on the season, including the Big Ten beam title. Brink also helped Hollie Blanske to first-team All-America honors on vault and second-team All-America honors on floor exercise and in the all-around.

In 2015, Brink helped guide the Huskers to an eighth-place national finish and a third-place finish at the Big Ten Championships. Nebraska's beam lineup posted a season-high score of 49.475 at the B1G Five qualifier, while the Huskers captured six individual beam titles on the season. Brink was instrumental in helping to develop Blanske, Jessie DeZiel and Lambert into All-America performers in the 2015 season.

Brink helped Nebraska's beam lineup to a record-breaking performance at the 2014 NCAA Championships, as the Huskers posted a 49.450 to secure their spot in the Super Six finals. In addition, Blanske, DeZiel, Jamie Schleppenbach and Emily Wong took home All-America honors on the event. NU collected nine event titles on beam including a Big Ten champion in Wong.

Brink contributed to Nebraska's continued success in 2013 as the Huskers claimed 13 beam titles including the Big Ten Championship beam title with Wong and Jennifer Lauer posting 9.90 scores. Wong went on to claim second-team All-America accolades on the event.

In her first season as an assistant with the Huskers in 2012, Brink helped coach Wong to first-team All-America honors on beam. Brink's assistance with NU's floor routines also guided DeZiel to first-team All-America honors and Wong to second-team honors on the event.

BEFORE NEBRASKA

Brink, who competed for the Huskers from 1997 to 2000, permanently etched her name in the Nebraska record books by winning two national titles at the 2000 NCAA Championships in Boise, Idaho. Brink became the first Husker female to win an all-around national title and the second to win a vault national title in leading the Huskers to the Super Six Finals and a fourth-place

national finish. Brink was selected as the Honda Award winner in 2000, representing the nation's top female collegiate gymnast. Brink owns the third-highest uneven bars score in program history and the eighth-highest all-around score. She became the first Husker gymnast to score a 10.0, and recorded three perfect scores during her senior season. She closed her collegiate career as one of the most decorated gymnasts in school history, earning two NCAA titles, 11 All-America awards, six regional titles and eight conference crowns. Brink was inducted into the University of Nebraska Athletics Hall of Fame in 2016.

PERSONAL

Prior to joining the Nebraska staff, Brink worked for Ameritas in Lincoln as a pension administration specialist. Brink is a 2001 graduate of Nebraska with a bachelor's degree in business administration and human resource management. Heather and her husband, Jon, have a two sons, Jaxon and Hunter.

ALL-AMERICANS UNDER BRINK

- Taylor Houchin (2018: BB, V; 2019: UB; 2020: V)
- Grace Williams (2018: BB, FX)
- Megan Schwehofer (2018: FX, AA)
- Danielle Breen (2017: BB)
- Hollie Blanske (2014: BB; 2015: FX, AA; 2016: V, FX, AA)
- Sienna Crouse (2017: V; 2018: FX, V; 2019: BB, AA)
- Jessie DeZiel (2012: V, FX, AA; 2013: BB, AA; 2014: BB, AA; 2015: V, AA)
- Janelle Giblin (2012: V, UB)
- Ashley Lambert (2015: FX; 2017: V, FX)
- Jamie Schleppenbach (2014: BB)
- Emily Wong (2012: BB, FX, AA; 2013: V, BB, FX, AA; 2014: BB, FX, AA)

CAREER GYMNASTICS HIGHLIGHTS

- Two-Time NCAA Champion (2000, AA, Vault)
- First Husker to win the All-Around NCAA Championship
- Honda Award Winner (2000)
- Third-highest uneven bars score in Husker history
- First Husker to score a perfect 10.0
- Recorded three perfect 10.0s in her senior season
- 11-Time All-American
- University of Nebraska Athletics Hall of Fame (2016)

CAREER COACHING STOPS

NEBRASKA (SEVENTH SEASON-14TH OVERALL)

- » 2019-Present: Head Coach
- » 2015-18: Associate Head Coach
- » 2011-15: Assistant Coach
- » 2001: Student Coach

NEBRASKA SCHOOL OF GYMNASTICS (SIX SEASONS)

- » 2006-11: Consultant

ARIZONA SUNRAYS GYMNASTICS (THREE SEASONS)

- » 2003-06: Coach

XTREME GYMNASTICS (THREE SEASONS)

- » 2001-03: Coach



Heather Brink coaches Allie Gard against Penn State (Feb. 17, 2024).


**BRIAN
AMATO**

ASSOCIATE HEAD COACH | FIFTH SEASON

Brian Amato enters his fifth season with the Nebraska women's gymnastics program as an assistant coach. He originally joined the Huskers in August of 2020.

In 2024, Amato aided NU to its second-straight appearance in the second round of the NCAA Championships. He served as the Huskers' lead coach on bars. Four different NU athletes scored career highs on the event and the Big Red posted scores of 49.000 or above in every meet but one, including a season-best of 49.425 at Maryland and in Nebraska's quad meet against North Carolina, SEMO and Iowa State. NU finished the season ranked No. 20 on bars.

In 2023, Amato helped the Huskers to a postseason berth, finishing the season at the NCAA Denver Regional. Amato helped the Huskers record the 10th-best uneven bars score in school history, tallying a 49.500 on the event twice. He coached three Huskers to all-conference honors, while Emma Spence was named WCGA Co-Regional Gymnast of the Year.

In 2022, Amato helped two Huskers (Kinsey Davis, Clara Colombo) to the NCAA Seattle Regional as individual qualifiers.

In 2021, Amato finished his first season as a Husker assistant coach. Amato helped the Huskers to numerous individual honors. Two Huskers earned spots on the Big Ten All-Championships team, including Kaitlyn Higgins and Anika Dujakovich. Amato also helped six Huskers advance to the NCAA Athens Regional.

Amato spent seven seasons as an assistant coach at Oregon State. He helped lead Oregon State to a sixth-place finish at the 2019 NCAA Championships. The Beavers' bars team was challenged with replacing half of the previous season's lineup due to graduation and injury. Amato's squad did not suffer a fall in the final nine meets of the season. He coached Hallie Briscoe to second-team All-America honors on bars in 2019.

In 2018, Amato led the Beavers' bars squad to a No. 21 ranking with a team Regional Qualifying Score (RQS) of 49.200 and a season high of 49.400. In 2017, Amato coached Kaytianna McMillan to Oregon State's first 10.0 score on bars since 2008, as he earned NACGC/W West Region Assistant Coach-of-the-Year honors.

Amato's uneven bars lineup in 2016 finished the season tied for

10th in the nation. McMillan earned first-team NACGC/W Regular Season All-America honors under Amato's guidance on the bars after ending the regular season ranked No. 7 with an (RQS) of 9.925. Amato coached his first gymnast to All-America honors in 2015, when Erika Aufiero earned first-team All-America honors.

He also served as faculty advisor/trip leader for 2018 Beavers Without Borders, a student-athlete service-learning study abroad program consisting of a short-term service trip to the Dominican Republic to engage in experiential service-based learning outside of the usual classroom setting.

Prior to his time at Oregon State, Amato served as the head bars coach at Brandy Johnson's Global Gymnastics in Clermont, Fla. (2008-13). In 2013, Amato's team won the Level 10 Florida State Championship and was voted the nation's Level 10 Team of the Year in 2012. In 2011, Amato developed and coached a new JO bar release move – the Sims – that was added to the Junior Olympic Code of Points in 2012. During his 17 years of club coaching, Amato helped 20 gymnasts earn Division I scholarships.

Amato is the current Vice-President of the Women's Collegiate Gymnastics Association. He received his bachelor's degree from Portland State in liberal studies with a focus on exercise physiology in the winter of 2016. Amato is currently pursuing his MBA in sports business from Saint Leo University.

He also is on the board of directors for DamWorthIt Co, a nationally recognized student-athlete founded and led non-profit organization that utilizes the influential platform of sport partnered with the power of storytelling to end the stigma surrounding mental health.

ALL-AMERICANS UNDER AMATO

- Hallie Briscoe (Oregon State - 2019: UB)
- Kaytianna McMillan (Oregon State - 2018: UB)
- Erika Aufiero (Oregon State - 2015: UB, 2017: UB)

CAREER COACHING STOPS

NEBRASKA (FIFTH SEASON)

- » 2025-Present: Associate Head Coach
- » 2020-2024: Assistant Coach

OREGON STATE (SEVEN SEASONS)

- » 2013-20: Assistant Coach

BRANDY JOHNSON'S GLOBAL GYMNASTICS (FIVE SEASONS)

- » 2008-13: Uneven Bars Coach

COACHING HONORS

- » 2017 NACGC/W West Region Assistant Coach of the Year (Division I)
- » Vice President of Women's Collegiate Gymnastics Association
- » Board of Directors DamWorthIt Co
- » Region 8 regional training camp master staff (2008-13)
- » Helped 20 gymnasts earn college scholarships in club coaching
- » Coached 2006 World Championship silver medalist


**MOLLIE
KORTH**

ASSISTANT COACH | FIRST SEASON

Mollie Korth was hired as an assistant coach for the Nebraska women's gymnastics team in June 2024.

Korth was an assistant coach for the Georgia Bulldogs during the 2024 season. With her help, the Bulldogs finished No. 18 in the final Road to Nationals poll and earned an NQS of 197.425. She worked with Georgia's beam squad, which ended the season ranked No. 17 nationally, and the floor lineup, which finished No. 23.

Before her stint as an assistant coach, Korth was a volunteer assistant for the Bulldogs, and was a volunteer assistant for Pitt for a year. As an athlete, Korth competed at Kentucky, where she was the third Wildcat ever to be named All-SEC in four consecutive seasons. The Cambridge, Wis., native was the 2017 SEC Freshman of the Year. She was a three-time WCGA All-American and was one of six finalists for the AAI award during her senior year. In total, she was an 11-time All-American.

CAREER COACHING STOPS

NEBRASKA (FIRST SEASON)

» 2024-Present: Assistant Coach

GEORGIA (TWO SEASONS)

» 2023-24: Assistant Coach

» 2022-23: Volunteer Assistant

PITT (ONE SEASON)

» 2021-22: Volunteer Assistant


**SAM
SCHERWINSKI**

ASSISTANT COACH | FIRST SEASON

Sam Scherwinski was hired as an assistant coach for the Nebraska women's gymnastics team in May 2024.

Prior to coaching for the Huskers, Scherwinski served the Lindenwood Lions as the team's primary uneven bars coach. For his success with the Lions in 2024, he was named the USA Gymnastics Assistant Coach of the Year and the MIC Assistant Coach of the Year. Two of his athletes won conference titles on uneven bars and in the all-around, and in its final year of existence, the team broke six all-time program records. Scherwinski also helped Lindenwood athletes to 14 USAG All-America honors.

In 2023, Scherwinski coached the Lions to the USA Gymnastics Collegiate National Championship, where two athletes won individual titles. Lindenwood gymnasts also earned 16 MIC All-Conference honors.

Scherwinski also coached at his alma mater, the University of Wisconsin-La Crosse, where his athletes earned numerous top finishes in the WIAC Conference and D3 National Championship.

As an athlete, the Green Bay, Wis., native was a competitive Level 10 gymnast. He earned his bachelor's degree in marketing from the University of Wisconsin-La Crosse in May 2021 and his master's degree in sport coaching from West Virginia in December 2022.

CAREER COACHING STOPS

NEBRASKA (FIRST SEASON)

» 2025-Present: Assistant Coach

LINDENWOOD (TWO SEASONS)

» 2023-24: Assistant Coach

WISCONSIN-LA CROSSE (FIVE SEASONS)

» 2018-22: Assistant Coach

WOMEN'S GYMNASTICS SUPPORT STAFF



**TOM
DUFRESNE**

ATHLETIC TRAINER
29TH SEASON

Tom Dufresne enters his 29th season as head women's gymnastics physical therapist and athletic trainer in 2024-25, and serves as the athletic trainer responsible for women's golf, bowling and rifle. Dufresne also assists in the coordination of rehabilitation for Nebraska's Olympic sports, including men's and women's tennis, volleyball, men's and women's track and field and softball.

A former head student athletic trainer at Nebraska, Dufresne joined the Husker athletic medicine staff as an assistant athletic trainer and physical therapist in 1997. He previously served as an assistant athletic trainer at UCLA for nine years before receiving his master's degree in physical therapy in 1991 at Samuel Merritt College in Oakland, Calif.

Originally from Ventura, Calif., Dufresne graduated from Nebraska in 1980. His brother, Mark, was a letterman on the NU football team in 1976 and 1977.

Tom and his wife, Iffat, have been married for 33 years.



**KATIE
COIL**

MARKETING ASSISTANT
THIRD SEASON

Katie Coil joined the Nebraska Athletic Department as an Assistant Director of Marketing & Fan Experience in September of 2022.

In her current role, Coil oversees marketing and fan experience efforts for men's basketball, softball and women's gymnastics.

Prior to Nebraska, Coil was an Associate Director of Marketing at Rice, where she worked with football, men's basketball, women's basketball, student marketing and digital advertising.

Before Rice, Coil worked as a Graduate Assistant at Illinois and a marketing intern at Nebraska. She worked with volleyball, wrestling and softball in her two years at Illinois.

Coil graduated from Nebraska in 2019 with a degree in hospitality, restaurant and tourism management and earned her master's degree in sports management from Illinois in 2021.



**JOHN
PFEIFER**

STRENGTH COACH
SIXTH SEASON

Jon Pfeifer joined the Nebraska Athletic Department as an assistant strength and conditioning coach in the spring of 2014. In his ninth season overall on Nebraska's strength and conditioning staff, he is in his sixth season working with the women's gymnastics program in 2025. Pfeifer serves as the strength and conditioning coach for wrestling, men's and women's tennis, men's and women's gymnastics, women's diving and assists with men's basketball.

A native of South Sioux City, Neb., Pfeifer graduated from the University of Nebraska-Lincoln in 2013 with his bachelor's degrees in nutrition, exercise, health sciences and dietetics. In his final three years as an undergraduate student, Pfeifer served as an intern for the strength and conditioning and sports nutrition departments.

Pfeifer is CPR/AED certified by the American Red Cross and is a Certified Strength and Conditioning Specialist through the National Strength and Conditioning Association.



**LISA
KOPECKY**

PERFORMANCE NUTRITION
SEVENTH SEASON

Lisa Kopecky was named the Assistant Director of Performance Nutrition in September of 2018.

Kopecky is responsible for performance related fueling and Medical Nutrition Therapy of student-athletes, as well as, team nutrition education. She also works directly with the baseball, softball, soccer, men's and women's gymnastics, and men's and women's golf programs.

Kopecky has practiced Medical Nutrition Therapy and Food Service Management in Nebraska and South Dakota for over 20 years. She previously served as the Assistant Coordinator of Performance Nutrition for the athletic department from 1998 to 2002.

Kopecky earned her bachelor's degree in nutrition and food science from Mount Marty College in 1995. She completed her dietetic internship at Oklahoma State in 1996 and earned a master's degree in nutrition from UNL in 2005.

A Vermillion, S.D., native, Kopecky is married to Lon Kopecky and they have three sons, Landon, Lance and Lawson.



**SHERI
HASTINGS**

ACADEMIC COUNSELOR
19TH SEASON


Sheri Hastings serves as an academic counselor at Nebraska. Hastings has been with the athletic department since August of 2006. She serves as the academic counselor for women's gymnastics, men's gymnastics, women's basketball, bowling and soccer.

Before coming to Lincoln, Hastings served as a mathematics learning specialist for Student Support Services at UNL. Prior to that, she was a secondary mathematics teacher at Grand Island High School.

A Grand Island native, Hastings earned her bachelor's degree in secondary mathematics from UNL in 1987. Hastings continued her education at Nebraska and earned a master's degree in educational psychology in 1995.

Hastings and her husband, John, have three daughters, Megan, Kathryn and Abigail.

WOMEN'S GYMNASTICS SUPPORT STAFF



**BEN
ANDERSON** ATHLETIC COMMUNICATIONS
FIRST SEASON

Ben Anderson joined the Nebraska Athletic Department in May of 2024. He serves as the sports information director for the women's gymnastics program. Anderson is in his first season with the women's gymnastics team. He is currently a junior and working towards bachelor's degrees in sports media and communications and advertising and public relations with an expected graduation in May of 2026.



**CHRIS
MARULLO** ASSISTANT TICKET MANAGER
SIXTH SEASON

Christopher Marullo joined the Nebraska Athletic department in April of 2019 as an assistant ticket manager. Previously, Marullo worked as a ticketing operations assistant at the University of Maryland, served in box office ticket sales at Nassau Veterans Memorial Coliseum (Long Island, N.Y.) and was an athletic marketing intern at the University of Rhode Island.

Originally from Long Island, N.Y., Marullo graduated from Rhode Island with a degree in communication studies and he minored in kinesiology. He earned a graduate degree in sport management from State University of New York Cortland.



**DANE
TODD, M.D.** TEAM PHYSICIAN
FIRST SEASON

Dr. Dane Todd was born and raised in Lincoln, Nebraska. He completed his undergraduate degree at the University of Nebraska – Lincoln where he played fullback for the Huskers as a decorated college athlete. During his football career, Dr. Todd was a three-time first team Academic All-Big 12 recipient (2004, 2005, 2006), a four-time Brook Berringer Citizenship team recipient, 2005 ESPN the Magazine/CSC First-Team Academic All-American CSC Academic All-District VII recipient (2004, 2005), Nebraska Male Athlete of the Year (2007), and Walter Byers scholarship winner (2007) which is awarded to the nation's top student-athlete.

He graduated Magna Cum Laude from Emory University School of Medicine in Atlanta, Georgia, where he also went on to complete his Orthopaedic Surgery Internship and Residency. Following residency, Dr. Todd completed a Fellowship at the University of Utah in knee, hip, and shoulder arthroscopy as well as shoulder replacement. During fellowship, he also worked with the University of Utah athletic teams and the Utah Jazz NBA development team.

As one of the team physicians for the University of Nebraska-Lincoln and the team physician for Lincoln Southeast High School, Dr. Todd specializes in the treatment of sports injuries of the knee, hip and shoulder, as well as shoulder replacements and general fracture care. He has also served as a hip arthroscopy specialist for the University of Nebraska Medical Center in Omaha.

Dr. Todd enjoys fishing, duck and goose hunting, playing ice hockey and watching college football. He is married and has three children.



**KRISTEN
BROWN** SENIOR WOMAN ADMINISTRATOR
FIRST SEASON

Kristen Brown joined Nebraska Athletics in July of 2024. She will serve as Deputy Athletic Director/Senior Woman Administrator, with sport administrator duties for several Husker sports including volleyball and women's basketball.

Brown joins the Huskers after serving as the Deputy Athletics Director for Administration and Leadership at Texas A&M (2020-24).

A graduate of Northern Illinois University, Brown was a two-time letter winner in women's basketball. The Rockford, Ill, native also holds a master's degree in sports administration from Ohio University.



**BRIANNA
WARD** DIRECTOR OF SPORTS PSYCHOLOGY
SECOND SEASON

Brianna Ward joined the Nebraska Athletic Department as an Assistant Director of Sport Psychology in September of 2022.

In her current role, Ward provides mental health and sport psychology services to student-athletes and assists in consultation and educational outreach services to student-athletes, coaches and athletics support staff. Ward primarily works with the women's basketball, women's gymnastics and track and field programs, providing support that is unique to each student-athlete's experiences and goals.

Prior to Nebraska, Ward spent two years at Wichita State and one year at Illinois State. She previously worked as an athlete mental health coordinator/psychologist at Wichita State and completed a one-year APA accredited internship at Illinois State's counseling center with a concentration in athletics consultation.

Ward graduated from Nebraska with a double major in biology and psychology, before earning her master's degree in clinical psychology from Emporia State and her Ph. D in counseling psychology from Iowa in 2020.



**CASSIE
OLIVER** EVENT MANAGEMENT SPECIALIST
THIRD SEASON

Cassie Oliver joined the Nebraska Athletic Department as an event management specialist in September of 2022.

Oliver oversees game operations and event management of women's and men's gymnastics, wrestling and softball.

She also assists with NSAA events as well as Nebraska football, volleyball and baseball.

Prior to joining the Huskers staff, Oliver served as an orders coordinator at Goldenrod Pastries in Lincoln, Neb.

Oliver earned her bachelor's degree in hospitality, restaurant and tourism management from UNL in 2019. She also received her master's degree in education and sports management from Kansas in 2021.

UNIVERSITY OF NEBRASKA ADMINISTRATION



**JEFFREY
GOLD, M.D.**

[UNIVERSITY PRESIDENT]



NEBRASKA PRESIDENTS

1968-1969	Clifford Hardin
1970-1976	Durwood B. Varner
1977-1989	Ronald Roskens
1989-1994	Martin A. Massengale
1994-2004	L. Dennis Smith
2004-2014	James B. Milliken
2014-2015	James Linder*
2015-2019	Hank M. Bounds
2019-2019	Susan Fritz*
2020-2024	Walter "Ted" Carter
2024-2024	Chris Kabourek*
2024-pres.	Jeffrey P. Gold, M.D.

Jeffrey P. Gold, M.D., became the ninth president of the University of Nebraska System on July 1, 2024, following a national search by the Board of Regents.

As president, Gold leads a four-campus university system that enrolls nearly 50,000 students and employs 16,000 faculty and staff on campuses in Lincoln, Omaha and Kearney, plus academic divisions and research and extension centers across the state. He serves as chief spokesman and chief executive

officer for the system, which operates on a \$3 billion annual budget and includes a flagship Big Ten institution, a world-renowned academic health sciences center, Division I athletics programs, and preeminent institutes focused on water and agriculture, national security and defense, infectious disease and early childhood education.

He is a nationally recognized higher education and health care leader and advocate. He was the chancellor of the University of Nebraska Medical Center (UNMC) and board chair for the Nebraska Medicine Health System from 2014 to 2024. As UNMC's chief operating officer, Dr. Gold was responsible for all aspects of campus leadership, program quality and operation—including 7 colleges, 37 institutes and centers, 5,429 faculty and staff and 4,700 health professions students.

In July 2021, Dr. Gold was named the Provost and Executive Vice President of the University of Nebraska System in addition to his ongoing UNMC/Nebraska Medicine responsibilities. In this role, he served as the chief academic officer of the University of Nebraska System and liaison to the Board of Regents for academic affairs. From May 2017 through June 2021, Dr. Gold served as the chancellor of the University of Nebraska at Omaha, the state's only public metropolitan university—a role he held concurrently with being UNMC's chancellor.

He holds tenured faculty appointments in UNMC's College of Medicine and in the College of Public Health, where his research interests in health care policy, population health and epidemiology are concentrated. He has authored over 200 peer-reviewed manuscripts, 350 national presentations, 40 books and chapters and engaged in over 300 invited professorships and keynote presentations.

Dr. Gold is a first-generation student; he graduated from the Cornell University College of Engineering with a bachelor's degree in Theoretical and Applied Mechanics. He earned his M.D. from the Weill Cornell College of Medicine and completed his general surgery residency at The New York–Presbyterian Hospital and Memorial Sloan Kettering Cancer Center. He completed his cardiothoracic surgical fellowship training at the Brigham and Women's Hospital in Boston, with additional training in pediatric cardiac surgery at the Boston Children's Hospital, both of the Harvard Medical School.

He has been certified by the American Board of Surgery and by the American Board of Thoracic Surgery, specializing in adult and pediatric cardiac surgery. Dr. Gold is licensed in Nebraska, Ohio, New York and New Jersey.

Dr. Gold leads several key economic development boards for the State and the University System, including the Greater Omaha Chamber, University Tech Development Corp, the University Tech Transfer Corp, and UNeTech Corp.

His national leadership roles have included more than 50 national professional committees and more than 100 national organizations, volunteer boards, government and public health councils. He has worked extensively with national- and state-level elected and appointed governing and administrative bodies as an advisor and trusted resource in the areas of higher education, research and clinical care.

Dr. Gold has been married for more than forty years to a medical school classmate. He has two adult children and two grandchildren.

UNIVERSITY OF NEBRASKA ADMINISTRATION



DR. RODNEY BENNETT

CHANCELLOR
SECOND YEAR

Dr. Rodney D. Bennett began his work as the 21st chancellor of the University of Nebraska—Lincoln, Nebraska's flagship, Big Ten research institution on July 1, 2023. He is a 30-year veteran of higher education with a track record of growing research, increasing student success and building impactful partnerships.

In his first year as Chancellor, the University experienced rising retention and graduation rates, demonstrated positive signs related to enrollment, and expanded its research and creative activity efforts.

- In Fall 2023, almost 4,700 first-time freshmen enrolled at UNL—an increase of 1.3 percent from 2022. 75.4 percent of those first-time freshmen are from Nebraska.

- Spring 2024 overall enrollment reversed a trend of five straight years of spring enrollment declines.

- Over the last five years, UNL retention from first to second year has increased 2.3 percentage points and four-year graduation rate has increased more than 8.5 percentage points.

- In 2023, the university's total research expenditures grew to \$366 million, a 37 percent increase over the past decade. UNL has also

NEBRASKA'S CHANCELLORS

1871-1876 — Allen R. Benton
1876-1882 — Edmund B. Farfill
1884-1888 — J. Irving Manatt
1888-1891 — Charles E. Bessey
1891-1895 — James H. Canfield
1895-1899 — George E. MacLean
1900-1908 — E. Benjamin Andrews
1908-1927 — Samuel Avery
1927-1938 — Edgar A. Burnett
1938-1946 — Chauncey S. Boucher
1947-1953 — Reuben G. Gustavson
1953-1954 — John K. Selleck*
1954-1968 — Clifford Hardin
1968-1971 — Joseph Soshnik
1972-1975 — James H. Zumberge
1975-1976 — Adam C. Breckenridge*
1976-1980 — Roy A. Young
1980-1981 — Robert H. Rutford*
1981-1991 — Martin A. Massengale
1991-1991 — Jack Goebel*
1991-1995 — Graham B. Spanier
1995-1996 — Joan R. Leitzel*
1996-2000 — James Moeser
2000-2016 — Harvey S. Perlman
2016-2023 — Ronnie Green
2023-present — Dr. Rodney Bennett
* Interim Chancellor

experienced tremendous growth in externally sponsored federal funding, increasing to a record \$163 million in 2023.

Chancellor Bennett came to Nebraska after nine years of successful leadership at the University of Southern Mississippi. During his tenure as president, USM was reclassified from a Carnegie R2 to an R1 university, signaling growth in research prestige and funding. Dr. Bennett also invested in programs to support student recruitment, retention and outcomes, including for the 30 percent of USM students who were first-generation. His efforts led to an improvement in the university's six-year graduation rate.

Prior to his role at the University of Southern Mississippi, Dr. Bennett served at the University of Georgia for more than a decade. He was the senior administrator for student programs and services for Georgia's 34,000-plus students; oversaw \$150 million in capital projects; and made key staff and programmatic investments in extracurriculars, mental health programs and other areas to better support students.

Dr. Bennett has also been the dean of students at Winthrop University in Rock Hill, South Carolina, and associate dean of student life at Middle Tennessee State University.

Chancellor Bennett values community leadership and service. He has served on numerous boards, including the Mississippi Aquarium, Northeast Georgia Girl Scouts of America, Catholic Health East (Philadelphia), and St. Mary's Health Care System in Athens, Georgia. He is a member of Kappa Alpha Psi fraternity and Past Sire Archon for Sigma Pi Phi fraternity, The Boulé.

Dr. Bennett earned a bachelor's degree in mass communication, a master's degree in educational administration, and an education specialist degree from Middle Tennessee State. He earned his Doctor of Education degree from Tennessee State University.

He and his wife, Temple, are the parents of two adult daughters, Colby and Logan.



SCOTT FUESS JR.

FACULTY ATHLETICS REPRESENTATIVE
FIFTH YEAR

Scott M. Fuess Jr. is in his fifth year as Nebraska's Faculty Athletics Representative, having started on July 1, 2020.

As faculty athletics representative, Fuess serves as a liaison between the Office of the Chancellor and Athletic Department.

NEBRASKA'S FACULTY REPRESENTATIVES

1931-1946 — T.J. Thompson
1947-1958 — Earl Fullbrook
1959-1964 — Charles S. Miller
1965-1968 — Merk Hobson
1969-1970 — John R. Davis
1971-1982 — Keith L. Broman
1982-1997 — James O'Hanlon
1997-2020 — Josephine Potuto
2020-pres. — Scott Fuess Jr.

He also serves on the Athletic Department's Executive Staff. His areas of focus in the role include the welfare of student-athletes, NCAA and Big Ten Conference compliance, maintaining the positive relationship between athletics and faculty, developing and responding to NCAA legislative

proposals and representing the university at related NCAA and Big Ten Conference meetings. This past year he was appointed to a four-year term on the NCAA DI Committee on Academics.

The half-time position - which was restructured to an expected term of five years - reports directly to the University of Nebraska System President and consults with Director of Athletics Troy Danner. He splits time between faculty representative duties and academic responsibilities.

Fuess, the Steinhart Distinguished Professor of Business and former chair of the College of Business' economics department, has worked at the University of Nebraska-Lincoln since 1986. He serves on the Faculty Senate's Intercollegiate Athletics Committee, having chaired the committee for 2018-19 and a sub-committee in 2017-18. He also has served on numerous Big Ten Conference committees, including the Sports Management Committee, the Compliance and Reinstatement Committee and the Legislative Review Committee. From 2022 to 2024, he served as Chair of the B1G Compliance and Reinstatement Committee.

Fuess earned a bachelor's degree from the University of Delaware, as well as master's and doctoral degrees from Purdue University. His research interests are labor economics, the economics of collegiate sports, and the economy of Japan. He has earned numerous "Distinguished Teaching" awards. In 2016 he received the UNL College of Business "Distinguished Service" award.

ATHLETIC DEPARTMENT EXECUTIVE STAFF



Haven Fields

Deputy A.D. / Chief Operating
Officer




Seth Dorsey

Deputy A.D. /
Internal Operations/
Chief Financial Officer



Kristen Brown

Deputy A.D. /
Senior Woman Administrator



Dennis Leblanc

Deputy A.D. /
Student Services



Tyler Kai

Deputy A.D. / Revenue
Generation



Keith Zimmer

Executive
Associate A.D. /
Life Skills

UNIVERSITY BOARD OF REGENTS

The Board of Regents consists of eight voting members elected by district for six-year terms, and four non-voting student Regents, one from each campus, who serve during their tenure as student body president. The board supervises the general operations of the university, and the control and direction of all expenditures. The board also includes a corporation secretary who manages all records including agendas, minutes, notices, policies and bylaws. Those documents can be found on the web at nebraska.edu/board/.



The board meets regularly, primarily in Lincoln but also in Omaha and greater Nebraska. Persons wishing to provide information to the board or to appear before it should contact: Corporation Secretary, University of Nebraska, Verner Hall, 3835 Holdrege, Lincoln, NE 68583.



Timothy Clare
District 1



Jack Stark
District 2



Jim Scheer
District 3



Elizabeth O'Connor
District 4



Robert Schafer
District 5



Paul Kenney
District 6



Kathy Wilmot
District 7



Barbara Weitz
District 8



Sam Schroeder
Nebraska-Kearney



Elizabeth Herbin
Nebraska-Lincoln



Pranita Devaraju
Nebraska Medical
Center



Ishani Adidam
Nebraska-Omaha



TROY DANNEN

DIRECTOR OF ATHLETICS
FIRST YEAR

Troy Dannen, a leading voice in collegiate athletics with extensive experience as an athletic director and deep ties to the Midwest, is in his first year as Nebraska's Director of Athletics. Dannen was hired on March 20, 2024, and has hit the ground running in Lincoln.

HUSKER ATHLETIC DIRECTORS

1928-1931	H.D. Gish
1932-1936	Dana X. Bible
1937-1942	Lawrence McCeney "Biff" Jones
1942-1947	A.J. Lewandowski
1948-1953	George "Potsy" Clark
1954-1960	J.W. "Bill" Orwig
1961*	Charles Miller & Joseph Soshnik
1962-1966	W.H. "Tippy" Dye
1967-1992	Bob Devaney
1993-2002	Bill Byrne
2003-2007	Steve Pederson
2007-2012	Tom Osborne
2013-2017	Shawn Eichorst
2017-2021	Bill Moos
2021-2024	Trev Alberts
2024-Present	Troy Dannen

*Interim Co-Directors

Nebraska Athletics enjoyed success during Dannen's first championship season, as the Husker baseball program won its first Big Ten Tournament title and reached the 40-win plateau for the first time since 2014 while the Husker track teams put together impressive showings. The Husker men won the Big Ten Outdoor title and earned their best NCAA Championship finish since 2016 with a 13th-place finish, while the Husker women posted their second straight top-10 NCAA finish and placed ninth at the national meet. Nebraska finished 22nd in the final 2023-24 Learfield Director's Cup, the program's highest finish since 2010.

Dannen has been a leader in charting the course for a new era of collegiate athletics,

serving from 2021 to 2023 as a member of the NCAA Constitution Committee and the Division I Transformation Committee. Dannen also previously served as the chair of the NCAA Football Competition Committee and was an Executive Committee member of the Football Oversight Committee. In total, Dannen has served on seven NCAA committees.

In 2022, Dannen was a finalist for Sports Business Journal's Athletic Director of the Year award, and he received the Distinguished American Award from the Sugar Bowl Chapter of the National Football Foundation.

Dannen came to Lincoln after serving as Director of Athletics at the University of Washington. He helped guide the Huskies' transition to the Big Ten Conference and oversaw a football program that reached the College Football Playoff National Championship Game in January of 2024.

He arrived at Washington in the fall of 2023 after serving as Director of Athletics at Tulane University since 2015. While at Tulane, Green Wave student-athletes earned 49 All-America honors, a national championship, 21 conference championships and 41 postseason appearances.

In 2022-23, Tulane football won its first American Athletic Conference football championship and won the Cotton Bowl over USC, which was ranked ninth in the nation at that time. The men's basketball program won 20 regular-season games for the first time in two decades. Additionally, men's tennis advanced to its sixth NCAA Tournament in seven years, both bowling and beach volleyball finished ranked in the top 20, and baseball won the conference championship.

Tulane's football program participated in an unprecedented three consecutive bowl games from 2018 to 2020, winning back-to-back bowl games for the first time in 128 years of football at the University.

In the classroom, Tulane student-athletes excelled at a high-level. At the end of the 2022-23 academic year, over 68 percent of Green Wave student-athletes earned a 3.0 GPA or better, with a 93 percent Graduation Success Rate and a record-setting department Academic Progress Report of 992, with seven teams earning a perfect 1000 APR score.

Dannen spearheaded fundraising efforts and numerous capital projects at Tulane. He helped secure the largest unrestricted gift in Tulane Athletics history, an endowment gift that funded the operation of a new sport (sailing), and a \$10 million lead gift for capital renovations, which was the second-largest gift in department history. In addition, marketing and licensing revenue grew four-fold, and in 2022-23, Tulane football, basketball and volleyball set ticket sales and revenue records. Under Dannen's leadership, the Green Wave Club Annual Fund grew by 40 percent in terms of donors, and 45 percent in terms of dollars.

Increases in fundraising and major gift donors positively impacted capital project development and completion. A \$13 million renovation to the Reilly Natatorium, home of the swimming and diving program, as well as \$8 million in renovations to locker rooms and the sports medicine area inside the Wilson Center were completed in 2023. Dannen also oversaw construction of a new dining facility, weight room, basketball and volleyball locker rooms. Tulane also completed a \$2.4 million academic center renovation and a \$5 million television and digital production center.

Dannen came to Tulane after serving eight years as the Director of Athletics at the University of Northern Iowa (UNI) from 2008 to 2015. During his tenure, the Panthers enjoyed success at both the conference and national levels, highlighted by an NCAA Sweet 16 appearance in 2010 by the UNI men's basketball team. During his eight-year tenure, UNI was recognized with 39 All-Americans, 13 Coaches of the Year and nine Missouri Valley Conference (MVC) Players of the Year. UNI football, men's basketball, women's basketball, volleyball and softball combined to reach 15 NCAA tournaments and 20 postseason berths during that stretch. For his efforts, Dannen was recognized as NACDA's FCS Athletic Director of the Year in 2014.

Prior to his time at UNI, Dannen served as the Iowa Girls High School Athletic Union's Executive Director for seven years, overseeing 400 high schools and 10 sports.

Dannen grew up on a farm just outside Marshalltown, Iowa, and graduated from UNI in 1989 with a degree in communications. He is married to Amy, and has four children: Elle, Emily, Holly and William.



Troy Dannen shakes hands with University of Nebraska-Lincoln President Jeffrey P. Gold during an on-field presentation in Memorial Stadium.

2024-25 HUSKER HEAD COACHES



Will Bolt
Baseball



Heather Brink
Women's
Gymnastics




Chuck Chmelka
Men's Gymnastics



John Cook
Volleyball



Judd Cornell
Men's Golf




German Dalmagro
Women's Tennis



Fred Hoiberg
Men's Basketball



Paul Klempa
Bowling



Peter Kobelt
Men's Tennis



Mark Manning
Wrestling



Richard Clark
Rifle



Pablo Morales
Swimming and
Diving



Matt Rhule
Football



Rhonda Revelle
Softball




Justin St. Clair
Track and Field



Jeanne Sutherland
Women's Golf



John Walker
Soccer



Ryun Godfrey
Cross Country



Amy Williams
Women's Basketball

NEBRASKA DIRECTORY

University of Nebraska Athletics
One Memorial Stadium
800 Stadium Drive
Lincoln, NE 68588
(800) 755-2565
(402) 472-4224

Area code for all numbers is (402)

Academics	472-4611
Administration	472-3011
Athletic Medicine	472-2276
Baseball	472-2269
Basketball, Men's	472-2265
Basketball, Women's	472-6462
Beach Volleyball	472-2399
Bowling	472-0404
Business & Finance	472-2273
Capital Planning	472-1000
Communications	472-2263
Compliance	472-2042
Computing Services	472-2368
Concessions	472-4886
Creative & Emerging Media	472-0342
Equipment	472-2274
Events	472-1003
Facilities	472-1000
Football	472-3116
Golf, Men's	472-4808
Golf, Women's	472-4808
Gymnastics, Men's	472-3186
Gymnastics, Women's	472-3808
Huskers Athletic Fund	472-3111
Huskers Athletic Partners	472-2385
Huskers.com	472-7778
Huskers Shop	904-5700
HuskerVision	472-4645
Licensing & Branding	472-0775
Life Skills & Enrichment	472-4616
Lost & Found	472-1003
Marketing & Fan Experience	472-4644
N Club	472-3111
NAPL	472-4224
Performance Nutrition	472-4224
Rifle	472-6167
Soccer	472-0456
Softball	472-8801
Spirit Squad	472-0846
Sport Psychology	472-2276
Strength & Conditioning	472-7769
Tennis, Men's	472-9430
Tennis, Women's	472-9430
Ticket Office	472-3111
	800-8-BIG-RED
Track & Field	472-6461
Volleyball	472-2399
Wrestling	472-9430

NEBRASKA MEDIA SERVICES

COMMUNICATIONS OFFICE

The 2025 Nebraska Women's Gymnastics media guide is designed to assist the media in its coverage of Husker gymnastics. Additional information, including releases and photographs, may be obtained by contacting the Nebraska Communications Office at (402) 472-2263. The Nebraska Communications Office is available to assist you with coverage of the Nebraska women's gymnastics program. The Communications Office is located on the third floor of the Tom and Nancy Osborne Athletic Complex in the North end of Memorial Stadium.

For information regarding credentials, interviews, statistics, etc., please call the Communications Office at (402) 472-2263, visit Huskers.com or e-mail Ben Anderson (banderson71@huskers.unl.edu) or by calling the Nebraska Communications Office at (402) 472-7776.

MEDIA CREDENTIALS

Working members of the media can gain access to a media or photo credential by emailing Ben Anderson (banderson71@huskers.unl.edu) or by calling the Nebraska Communications Office at (402) 472-7776.

BOB DEVANEY SPORTS CENTER

Nebraska's home meets will be held at the Bob Devaney Sports Center on Nebraska's campus. The Devaney Center is located on the west edge of Nebraska's Innovation Campus. To reach it from the Lincoln Municipal Airport, turn right on Northwest 12th Street as you drive out of the airport. Northwest 12th Street becomes Cornhusker Highway, which intersects with 14th Street. Exit south on 14th Street off Cornhusker Highway. Travel to Military Avenue and turn left. Continue a half mile and enter Innovation Campus.

From Omaha's Eppley Airfield, follow the signs to downtown Omaha and I-480. Take I-480 West to I-80, then take I-80 West approximately 60 miles to I-180. Exit South on I-180, then exit East to Cornhusker Highway and follow the instructions above.

MEDIA PARKING

Parking for working media covering meets at the Devaney Center is available. For this season, media parking will be located in Lot 55 this year. The lot is the rock lot directly east of the Devaney Center, near the media check in area.

CREDENTIAL PICK UP

Media will enter the Devaney Center through the east loading dock. Media will not be allowed to enter at any other entrance. Media must present a photo ID to receive a credential. The name on the photo ID and credential need to be the same. Media will show their Olympic Sports Credential at check-in at the Devaney Center. The media entrance will open one hour prior to each meet.

NEBRASKA COMMUNICATIONS STAFF



Keith Mann
Associate AD/
Communications



Jeff Griesch
Senior Associate
Director/
Operations



Shamus McKnight
Senior Associate
Director



Matt Smith
Assoc. Director/
Strategic
Research



Nate Pohlen
Associate
Director



Jared Meister
Assistant
Director



Meghan Straub
Assistant
Director



Vicki Capazo
Administrative
Support Associate



Scott Bruhn
Director of
Photography



Ben Anderson
Communications
Student Assistant

COMMUNICATIONS CONTACT INFORMATION

Phone: (402) 472-2263
Fax: (402) 472-2005
sportsinfo@huskers.com
Huskers.com/media

PRESS AREAS

The press area for most Nebraska gymnastics meets is located on the north sideline of the gym floor. Overflow seating for media is located in the southeast corner of the upper bowl of the Devaney Center media work room is located off the hallway at the southeast corner of the arena. The press room opens one hour before each meet.

MEDIA SERVICES

Meet notes will be provided before each meet. Final results will be sent out and posted on Huskers.com following each meet. A communications representative will be in the Devaney Center until all writers have filed.

PHOTOGRAPHERS

All working photographers in the Bob Devaney Sports Center must display their working credentials. No flash or strobe photography is allowed.

INTERVIEW POLICY

All media requests for interviews with Nebraska women's gymnastics should be directed to the Nebraska Communications office at least one day in advance. Gymnasts are available after practice or in the evening. Availability is subject to the individual. Interviews with Coach Heather Brink should be coordinated through Ben Anderson in the Nebraska Communications office.

For post-meet interviews, Nebraska gymnasts and coaches are available following the presentation of team and individual event awards.

ATHLETIC DEPARTMENT CORE VALUES

- Integrity
- Trust
- Respect
- Teamwork
- Loyalty

ATHLETIC DEPARTMENT MISSION STATEMENT

The mission of the University of Nebraska Athletic Department is to serve our student-athletes, coaches, staff and fans by:

- DISPLAYING **INTEGRITY** IN EVERY DECISION AND ACTION
- BUILDING AND MAINTAINING **TRUST** WITH OTHERS
- GIVING **RESPECT** TO EACH PERSON WE ENCOUNTER
- PURSUING UNITY OF PURPOSE THROUGH **TEAMWORK**
- MAINTAINING **LOYALTY** TO STUDENT-ATHLETES, CO-WORKERS, FANS AND THE UNIVERSITY OF NEBRASKA

UNL does not discriminate based on race, ethnicity, color, national origin, sex, religion, disability, age, sexual orientation, gender identity, genetic information, veteran status, marital status, and/or political affiliation in its programs, activities, or employment. For nondiscrimination inquiries, contact the Director of IEC/Title IX Coordinator or the Section 504/ADA Coordinator at 128 Canfield Admin. Bld., Lincoln, NE 68588.

SOPHIA MCCLELLAND

SENIOR • ALL-AROUND
5-2 • CAMARILLO, CALIFORNIA



CAREER HONORS & AWARDS

- » Second-Team All-Big Ten (2023, 2024)
- » Tom Osborne Citizenship Team (2023, 2024)
- » Three-Time Nebraska Scholar-Athlete Honor Roll Member
- » NCAA Seattle Regional (2022, beam)
- » Academic All-Big Ten (2024)

2024 (SENIOR)

Sophia McClelland made a significant impact on the team in 2024, earning second-team All-Big Ten honors for her accomplishments. She posted new career highs on beam (9.950) and floor (9.925) and claimed eight event titles over the course of the season. The Camarillo, Calif., native competed in 12-of-13 meets for Nebraska, including two in the all-around. McClelland was also named to the Academic All-Big Ten team.

2023 (JUNIOR)

McClelland made an immediate impact as a transfer, competing in the all-around at all 12 meets and helping the Huskers to the NCAA Denver Regional. McClelland set new career bests on all four events and the all-around. She earned second-team All-Big Ten honors and tallied six individual event titles. She opened the season with a 9.900 on beam, claiming the event title against Arkansas. At the Lindsey Ferris Invitational, McClelland earned both the beam and all-around titles. McClelland claimed her third beam title of the year, matching her personal best, with a 9.925 against Iowa. She set or matched her career-best scores on every event including in the all-around at Utah State while claiming the floor and beam title.

2022 (SOPHOMORE AT BYU)

McClelland competed in every meet on beam for BYU during the 2022 season. She tied her personal best on the event with a 9.925 against Boise State. McClelland also helped the Cougars to the NCAA Seattle Regional, competing on the beam and earning a 9.875.

2021 (FRESHMAN AT BYU)

McClelland competed in 10 meets for the Cougars as a freshman. She earned a personal best on the beam against Boise State and Air Force with a 9.925. She also helped the Cougars to the NCAA Morgantown Regional, earning a 9.775 on beam.

BEFORE NEBRASKA

McClelland trained at Paramount Elite Gymnastics in Van Nuys, Calif., prior to her collegiate career.

PERSONAL

Sophia is the daughter of Teresa and John McClelland and has three sisters, Iassa, Jessie and Isabella, and one brother, Gus. She was born on Aug. 30, 2002. Sophia is studying child, youth and family studies.

She chose Nebraska because "of their communications program and to help bring the women's gymnastics team back to the top."

CAREER HIGHS

VAULT	9.850	at Utah State	March 3, 2023
BARS	9.875	at Utah State	March 3, 2023
BEAM	9.950	Illinois	Jan. 1, 2024
FLOOR	9.925	4x, last at Arkansas	March 15, 2024
ALL-AROUND	39.575	at Utah State	March 3, 2023



LUCY STANHOPE

SENIOR • ALL-AROUND
5-6 • WARRINGTON, ENGLAND



CAREER HONORS & AWARDS

- » All-Pac-12 Conference (vault)
- » Three individual titles (vault)
- » Pac-12 All-Academic (2022)
- » WCGA Scholastic All-American (2022, 2023, 2024)
- » Tom Osborne Citizenship Team (2024)
- » Two-Time Nebraska Scholar-Athlete Honor Roll Member

2024 (SENIOR)

Lucy Stanhope competed in two meets for the Huskers before suffering a season-ending injury at the Sprouts Farmers Market Collegiate Quad. Before the injury, she posted season-highs of 9.825 on vault, 9.725 on beam and 9.850 on floor.

2023 (JUNIOR AT UTAH)

Stanhope joined the Huskers after spending three seasons at Utah. Stanhope helped the Utes to a third-consecutive Pac-12 title and a third-consecutive third-place finish at the NCAA Championships. She finished 4-for-5 on hit routines, adding to a career total of 61-for-64 hit routines as a Ute.

2022 (SOPHOMORE AT UTAH)

Stanhope received first-team All-Pac-12 honors on vault, competing in every meet on the event. She added six floor routines during the season, hitting 22-of-22 routines for the Utes. She scored a career-high 9.95 on vault against UCLA, claiming the event title. Stanhope helped the Utes to a second-consecutive Pac-12 title and a third-place finish at the NCAA Championships. Stanhope also earned WCGA Scholastic All-America and Pac-12 Winter Academic Honor Roll recognition.

2021 (FRESHMAN AT UTAH)

Stanhope started on vault every meet for Utah. She added floor routines at 12 meets, beam at 10 meets and competed on bars once. Stanhope hit 35 of her 37 routines with the Utes, helping Utah to the Pac-12 title and a third-place finish at the NCAA Championships.

BEFORE NEBRASKA

Stanhope trained as a member of the Great Britain National Team prior to her collegiate career. She earned a silver medal with Team England at the 2018 Commonwealth Games.

PERSONAL

Lucy is the daughter of Warren and Wendy Stanhope and has one brother, Lewis. She graduated from Bridgewater High School and trained at City of Liverpool Gymnastics. Lucy is studying psychology.

CAREER HIGHS

VAULT	9.95	2x, last vs. Oregon State	Feb. 18, 2022
BEAM	9.90	at NCAA Championships	April 17, 2021
FLOOR	9.90	3x, last at NCAA Regionals	April 3, 2021



GENESIS GIBSON

SENIOR • UNEVEN BARS
5-7 • PROSPER, TEXAS



CAREER HONORS & AWARDS

- » Sam Foltz 27 Hero Leadership Award (2023)
- » Arthur Ashe Jr. Sports Scholar (2023, 2024)
- » Academic All-Big Ten (2023, 2024)
- » Nebraska Gold Academic Medallion (2023)
- » Nebraska Silver Academic Medallion (2024)
- » Six-Time Nebraska Scholar-Athlete Honor Roll Member
- » Tom Osborne Citizenship Team (2022, 2023, 2024)
- » Ecuador National Team

2024 (JUNIOR)

Genesis Gibson was in NU's bars lineup for two meets in 2024 and posted a season-best 9.600 at Iowa State on Jan. 5. She earned Academic All-Big Ten honors for the second year in a row.

2023 (SOPHOMORE)

Gibson added uneven bars routines in all 12 meets including the NCAA Denver Regional. Gibson hit all 12 routines, establishing a new career-best score on the event. At Utah State, Gibson tallied a 9.875 on bars. She followed the next weekend, matching her personal best at the Masters Classic.

2022 (FRESHMAN)

Gibson made her collegiate debut against BYU competing on uneven bars. Gibson competed on bars at Iowa and Illinois. Against Ohio State, Gibson earned a career-high 9.825 on bars. Gibson earned a 9.800 on bars against Maryland. At the Big Five, Gibson helped the Huskers to second-place finish, earning a 9.800 on bars.

BEFORE NEBRASKA

Gibson competed for the World Olympic Gymnastics Academy prior to attending Nebraska. While competing for WOGA, Gibson earned All-America honors. Gibson was also a member of the Ecuador National Team and qualified for the Olympic Trials prior to the meet being canceled due to COVID-19.

PERSONAL

The daughter of Jimmie and Roxanne Gibson, Genesis was born on Sept. 3, 2003, in Dallas, Texas. She has one older brother, Roman, and a younger brother, JT. Genesis has dual citizenship as her father is from the United States and her mother is from Ecuador.

Genesis is studying criminology and criminal justice at Nebraska. Genesis has earned six spots on the Nebraska Scholar-Athlete Honor Roll. She was also named to the Tom Osborne Citizenship Team in 2022 and 2023.

CAREER HIGHS

BARS	9.875	2x, last at Masters Classic	March 11, 2023
------	-------	-----------------------------	----------------



AYZHIA HALL

SENIOR • ALL-AROUND
5-5 • ROGERS, ARKANSAS



CAREER HONORS & AWARDS

- » Academic All-Big Ten (2024)
- » Tom Osborne Citizenship Team (2022, 2023, 2024)
- » Two-Time Nebraska Scholar-Athlete Honor Roll Member
- » Nebraska Bronze Academic Medallion (2024)
- » 2019 Level 10 Arkansas State Champion (beam)
- » 2018 Level 10 Arkansas State Champion (vault)

2024 (JUNIOR)

Ayzhia Hall was a consistent contributor in 2024, competing in every meet on vault and 12-of-13 on beam. She notched career highs of 9.900 on both events and garnered one event title on each. Hall was also named to the Academic All-Big Ten team for her accomplishments in the classroom.

2023 (SOPHOMORE)

Hall competed in all 12 meets during the 2023 season, helping the Huskers to the NCAA Denver Regional. Hall set career-best scores on both vault and balance beam. Earning a 9.875 on beam, Hall took home the event title at the Lindsey Ferris Invitational. She notched a 9.875 on vault at the Masters Classic, setting a new personal best.

2022 (FRESHMAN)

Hall made her collegiate debut in a win over Iowa State. Hall competed on vault, beam and floor in meets against Iowa State, BYU, Iowa, Illinois, Ohio State and Maryland. Hall set a then-personal best with a 9.825 on floor against Illinois. She matched her score on floor at the Big Five meet to help the Huskers secure a second-place finish. Hall set a new personal best against No. 1 Michigan with a 9.900 on floor. Hall finished her season at the Big Ten Championships, competing on vault and floor.

BEFORE NEBRASKA

One of the top gymnasts in the state of Arkansas, Hall won the state Level 10 championship on beam in 2019, while earning runner-up finishes on vault, uneven bars and in the all-around. She added a runner-up finish on vault (9.850) at the 2019 Region 3 Championships before her 14th-place finish on the event at 2019 J.O. Nationals.

Hall earned the state Level 10 vault title in 2018. She finished in the top five on all four events and in the all-around at the state championships in both 2018 and 2019.

Hall trained at Hopes and Dreams Gymnastics in Springdale, Ark., for Coach John Davis.

PERSONAL

The daughter of DeAnthony and Stephanie Hall, Ayzhia was born on Aug. 23, 2003, in Fayetteville, Ark. Ayzhia has an older brother, Treyton, and a younger sister, Olyvia. Ayzhia is majoring in forensic sciences.

As a youngster, Hall began gymnastics training in Arkansas before the family moved to Kennesaw, Ga. In the summer of 2017, her family moved back to Arkansas.

"I chose Nebraska because it felt most like home," Hall said. "I like their gymnastics program and coaches, as well as what Nebraska had to offer academically."

CAREER HIGHS

VAULT	9.875	at Masters Classic	March 11, 2023
BEAM	9.875	at Lindsey Ferris Invite	Jan. 15, 2023
FLOOR	9.900	Michigan	Feb. 26, 2022



KATIE KUENEMANN

SENIOR • ALL-AROUND
5-2 • LONGVIEW, TEXAS



CAREER HONORS & AWARDS

- » Sam Foltz 27 Hero Leadership Award (2024)
- » Academic All-Big Ten (2023, 2024)
- » Tom Osborne Citizenship Team (2022, 2023, 2024)
- » Six-Time Nebraska Scholar-Athlete Honor Roll Member
- » Nebraska Bronze Academic Medallion (2024)
- » 2021 Level 10 Regionals (2nd, floor; 3rd, vault)
- » 2019 Level 10 Texas State Champion (bars)
- » 2019 Level 10 Texas State Runner-Up (all-around, beam, vault)

2024 (JUNIOR)

Katie Kuenemann competed on floor once for Nebraska, posting a 9.800. She was named to the Academic All-Big Ten team for the second-straight year.

2023 (SOPHOMORE)

Kuenemann competed in all 12 meets during the 2023 season, helping the Huskers to the NCAA Denver Regional. Kuenemann set and matched career-best scores on both vault and floor. She tallied a personal best 9.825 on vault at the Big Five meet. Kuenemann earned a 9.850 on floor at the Masters Classic, matching her personal best on the event.

2022 (FRESHMAN)

Kuenemann competed regularly on floor during the 2022 season. She made her collegiate debut against Iowa on floor. Kuenemann notched a career-high score of 9.850 on floor against Ohio State. She matched her career high on floor with a 9.850 at the Big Five meet. Kuenemann finished the season at the Big Ten Championships, competing on floor (9.625).

BEFORE NEBRASKA

Kuenemann competed for Texas East Gymnastics under coaches Martin and Stacy Parsley. At the 2019 Texas State Championships, Kuenemann won the uneven bars title. Kuenemann also finished second in the all-around, on beam and on vault. She competed at the 2021 Level 10 Regionals and finished second on floor and third on vault.

PERSONAL

The daughter of Karl and Kristi Kuenemann, Katie was born on March 6, 2003 in Longview, Texas. She has one older brother, Korbin, and a younger brother, Owen. Katie is majoring in nutrition and health sciences. She is a six-time member of the Nebraska Scholar-Athlete Honor Roll.

"I chose Nebraska because of the coaching staff, the beautiful campus and all of its amazing facilities, and the incredible opportunities."

CAREER HIGHS

VAULT	9.825	at Big Fives	Feb. 25, 2023
FLOOR	9.850	3x, last at Masters Classic	March 11, 2023



HALLE ROURKE

SENIOR • ALL-AROUND
5-5 • WAVERLY, NEBRASKA



CAREER HONORS & AWARDS

- » WCGA Scholastic All-American (2022, 2023, 2024)
- » Academic All-Big Ten (2023, 2024)
- » Tom Osborne Citizenship Team (2022, 2023, 2024)
- » Nebraska Gold Academic Medallion (2023)
- » Nebraska Silver Academic Medallion (2024)
- » Six-Time Nebraska Scholar-Athlete Honor Roll Member
- » 2019 J.O. Nationals Qualifier (floor)
- » 2018 Level 9 Region 4 Champion (all-around, beam, bars)

2024 (JUNIOR)

Halle Rourke was in the Huskers' floor lineup every meet of 2024. She earned a season-high of 9.900 at Big Fives on Feb. 23, which also tied her career best. The Waverly, Neb., native is a three-time WCGA Scholastic All-American and a two-time Academic All-Big Ten selection.

2023 (SOPHOMORE)

Rourke competed on floor at all 12 meets during the 2023 season, helping the Huskers to the NCAA Denver Regional. She set a new career-best with a 9.900 on floor at the Masters Classic.

2022 (FRESHMAN)

Rourke made her collegiate debut against BYU, competing on floor and claiming the event title. At Iowa, Rourke competed on floor. In the win against Illinois, Rourke added a floor score.

BEFORE NEBRASKA

Rourke tied for 20th on floor at the 2019 J.O. National Championships, while tying for 42nd in the all-around. She produced a pair of third-place finishes in the all-around and on beam at the 2019 Region 4 Championships, after also taking third on floor and bars at the 2019 Nebraska Level 10 State Championships.

Rourke, who has trained with the Nebraska School of Gymnastics since 2016, also trained under coaches Todd Crouse and Kelley Green at the Omaha Gymnastics Academy.

Rourke opened 2020 with all-around titles at Chow's 17th Annual Winter Classic and the River City Classic, before producing top-six finishes on every event at the Nadia Comaneci Invitational.

As a Level 9 gymnast in 2018, Rourke won the Region 4 all-around title while adding championships on bars and beam.

Rourke attended Waverly High School where she was an honor roll student throughout her career and a member of the National Honor Society.

PERSONAL

The daughter of Joel and Mandy Rourke, Halle was born Sept. 18, 2002 in Lincoln. She has two younger sisters, Emelia and Mya. Halle is majoring in nutrition and health sciences. She is a six-time Nebraska Scholar-Athlete

Honor Roll member and received WCGA Scholastic All-America honors in 2022, 2023 and 2024.

Halle chose Nebraska over Ohio State, Penn State, Utah State, West Virginia and Arkansas.

"I grew up watching the Huskers and dreamed of becoming a part of the program. The coaches created a welcoming environment and being on campus felt like home."

CAREER HIGHS

FLOOR	9.900	at Masters Classic	March 11, 2023
-------	-------	--------------------	----------------



EMMA SIMPTON

SENIOR • ALL-AROUND
5-5 • DALLAS, TEXAS



CAREER HONORS & AWARDS

- » Academic All-Big Ten (2023, 2024)
- » Nebraska Bronze Academic Medallion (2023, 2024)
- » Tom Osborne Citizenship Team (2022, 2023, 2024)
- » Four-Time Nebraska Scholar-Athlete Honor Roll Member
- » WCGA Scholastic All-American (2022)
- » 2x J.O. Nationals Qualifier
- » 2019 Level 10 Region 3 Champion (floor)
- » 2019 Level 10 Texas State Champion (vault)
- » 2018 Level 10 Texas State Champion (bars)
- » 2017 Level 10 Texas State Champion (floor)

2024 (JUNIOR)

Emma Simpton competed in at least one event every meet for NU in her junior season. She was in the bars lineup for 11-of-13 meets and competed on beam five times. Simpton earned season bests of 9.900 on bars and 9.825 on beam, with her bars score tying her career high. She was named to the Academic All-Big Ten team for the second year in a row.

2023 (SOPHOMORE)

Simpton competed in 11 of Nebraska's 12 meets during the 2023 season, helping the Huskers to the NCAA Denver Regional. Simpton made her beam debut at the Lindsey Ferris Invitational, claiming the event title. She added two more beam titles during the season (at Penn State, at Utah State), both with a score of 9.925 (a career best). Simpton also set a personal best on bars, earning a 9.900 at the Masters Classic. She made her collegiate floor debut at Illinois, earning a 9.825.

2022 (FRESHMAN)

Simpton made an immediate impact for the Huskers, competing on bars in the win against Iowa State to start the 2022 season. Simpton also competed on bars against BYU. Simpton earned a career-high 9.800 on bars against Ohio State. At Maryland, Simpton added a 9.700 on bars. She earned a career-high of 9.850 on bars at the Big Five meet. Simpton competed in the final two home meets on uneven bars. Simpton competed on uneven bars (9.725) at the Denver quad meet, and finished the season at the Big Ten Championships on uneven bars (9.300).

BEFORE NEBRASKA

A two-time J.O. Nationals qualifier who posted her top individual finish by taking 17th on vault in 2019, Simpton was one of the top all-arounders in Texas for four years.

At the 2019 Region 3 Championships, Simpton won the floor exercise title (9.475), while adding runner-up finishes on vault (9.850) and beam (9.450) to take second in the all-around (37.925). She added a fifth-place finish on bars. It marked the second straight year that she finished in the top six on every event at the Region 3 Championships, including a trio of third-place finishes on vault, floor and in the all-around in 2018.

She was a three-time Level 10 Texas State Champion, claiming individual

event titles on vault (2019), bars (2018) and floor (2017).

During the early portion of the 2020 season, Simpton won vault, floor and bars titles on her way to the all-around crown at the Alamo Classic. She added bars and floor titles to claim a runner-up finish in the all-around at the 2020 Biles Invitational.

Simpton trained with Metroplex Gymnastics in Dallas under coaches Marnie Futch, Gina Quinlan, Kambri Hoffman and Nikki McElroy.

Simpton was an honor roll student throughout high school at Texas Connections Academy.

PERSONAL

The daughter of Stephen and Abby Simpton, Emma was born Dec. 19, 2002, in Houston, Texas. She has an older brother, Luke, and two younger sisters, Julia and Anna Grace.

Emma is majoring in nutrition and health sciences and chose Nebraska over Auburn and Georgia. She is a four-time member of the Nebraska Scholar-Athlete Honor Roll and earned WCGA Scholastic All-America honors in 2022.

"I chose Nebraska because it honestly felt like home," Simpton said. "I love the small hometown feel, and my coaches and teammates are so nice and welcoming."

CAREER HIGHS

BARS	9.900	at Masters Classic	March 11, 2023
BEAM	9.925	2x, last at Utah State	March 3, 2023
FLOOR	9.825	at Illinois	Jan. 28, 2023

EMMA SPENCE

SENIOR • ALL-AROUND
5-5 • CAMBRIDGE, ONTARIO, CANADA



CAREER HONORS & AWARDS

- » First-Team All-Big Ten (2023, 2024)
- » Co-Regional Gymnast of the Year (South Central, 2023)
- » CSC Academic All-District At-Large Team (2023)
- » WCGA Scholastic All-American (2022, 2023)
- » Arthur Ashe Jr. Sports Scholar (2023, 2024)
- » Tom Osborne Citizenship Team (2022, 2023, 2024)
- » Five-Time Nebraska Scholar-Athlete Honor Roll Member
- » Big Ten Co-Gymnast of the Week (3/19/24)
- » 2022 Commonwealth Games (3rd, team; 3rd, all-around; 4th, vault)
- » 2022 World Gymnastics Championships (3rd, team)
- » 2022 Canadian Senior National Team
- » 2020 Canadian Olympic Team Alternate (Vault)
- » 2017-Present Canadian National Team
- » 2020 Canadian Olympic Team Alternate (Tokyo)
- » 2018 Youth Olympic Games Bronze Medalist (vault)
- » 2018 Canadian Championships Silver Medalist (all-around, beam)
- » 2018 Canadian Championships Bronze Medalist (bars)

2024 (JUNIOR)

Emma Spence played a significant role in Nebraska's success in 2024, earning first-team All-Big Ten honors for the second-straight year. She grabbed 13 event titles over the course of the season, including five in the all-around. She represented the Huskers in the all-around in 11 meets during the year, including eight straight to end the season. She also ended the year with five-straight scores of 9.900 or above on floor. The Canadian notched a 100 percent hit rate on bars and floor and scored a 9.900 or above 18 times. Spence posted career highs on vault (9.950), beam (9.900), floor (9.950) and the all-around (39.650) and was a Big Ten Co-Gymnast of the Week on March 19. She finished third on bars and fifth in the all-around at the conference championships.

2023 (SOPHOMORE)

Spence had an impressive sophomore campaign earning first-team All-Big Ten honors and was named Co-Regional Gymnast of the Year. Spence competed in all 12 meets during the season, hitting all 48 routines without a fall. She set new career-best scores on every event including the all-around. Spence finished the season with 14 individual titles including five in the all-around. At the Masters Classic, Spence recorded a 9.975 on uneven bars, the third-best score in program history.

Prior to the collegiate season, Spence spent time competing with Team Canada at the Commonwealth Games and the World Gymnastics Championships. At the Commonwealth games, Spence earned the bronze medal in the team competition, all-around and beam. At the World Gymnastics Championships, Spence helped Team Canada to a third-place finish, securing a spot in the 2024 Paris Olympics for Canada.

2022 (FRESHMAN)

Spence made an immediate impact for the Huskers competing in the all-around in every meet of the 2022 season. Spence claimed the all-around titles in meets against Iowa State and Ohio State. At Maryland, Spence notched a 9.925 on balance beam for a share of the event title. At the Big Five meet, Spence earned a career-high 9.850 on floor to help the Huskers to a second-place finish. Spence finished the season at the Big Ten Championships, competing in the all-around and finishing in 10th.

BEFORE NEBRASKA

One of the top young gymnasts in the Canadian National Team program, Spence captured a bronze medal on vault at Elite Canada in 2020, while adding fourth-place finishes on bars and in the all-around. She also took fifth on floor exercise and eighth on beam.

At the 2020 Melbourne World Cup, she managed eighth-place finishes on both beam and floor.

She made her Senior International Elite debut in 2019, taking fourth on floor and seventh in the all-around at Elite Canada. She closed 2019 with a bronze medal on balance beam at the World Challenge Cup in Szombathely, Hungary, where she added a fifth-place finish on floor and a sixth-place showing on vault.

As a Junior Elite gymnast in 2018, Spence took bronze on vault at the Youth Olympic Games in Buenos Aires, Argentina, while adding a fifth-place finish on floor. She was also chosen as Canada's flag bearer at the closing ceremonies.

Spence added a pair of fifth-place finishes in the all-around and on beam at the Junior Pan American Championships, after capturing silver medals in the all-around and beam at the 2018 Canadian Championships. She also earned a bronze on bars.

At 2018 Elite Canada, Spence captured gold medals in the all-around, on floor and on bars while adding a bronze on vault.

Spence has trained with coach Kathy Hubbard at the Burlington Gymnastics Club. She attended Père-René-de-Galinée secondary school in Cambridge, Ontario.

PERSONAL

The daughter of Travis and Kristy Spence, Emma was born Feb. 27, 2003, in Cambridge, Ontario. Emma has two younger sisters, Abigail and Elisabeth. Emma's great-grandmother was Canadian sprinter Mary Vandervliet, who advanced to the semifinals of the women's 100-meter dash at the 1932 Summer Olympics in Los Angeles.

Emma, whose first language is French, said she chose Nebraska because of the overall strength of the program. Emma is majoring in communication sciences and disorders. She is a three-time Nebraska Scholar-Athlete Honor Roll member and received WCGA Scholastic All-American honors in 2022.

CAREER HIGHS

VAULT	9.925	2x, last at Masters Classic	March 11, 2023
BAR	9.975	at Masters Classic	March 11, 2023
BEAM	9.925	2x, last at Utah State	March 3, 2023
FLOOR	9.925	at Utah State	March 3, 2023
ALL-AROUND	39.650	2x, last at Masters Classic	March 11, 2023

KATELYN BARTH

JUNIOR • ALL-AROUND
5-2 • FARGO, NORTH DAKOTA



CAREER HONORS & AWARDS

- » WCGA Scholastic All-American (2023, 2024)
- » Big Ten Distinguished Scholar (2024)
- » Academic All-Big Ten (2024)
- » Four-Time Nebraska Scholar-Athlete Honor Roll Member
- » Tom Osborne Citizenship Team (2023, 2024)
- » Nebraska Gold Academic Medallion (2024)

2024 (SOPHOMORE)

Katelyn Barth did not compete in 2024, but added depth to the Huskers' lineup and helped the team reach the second round of the NCAA Championships. A star in the classroom, Barth was a WCGA Scholastic All-American for the second straight year and was named a Big Ten Distinguished Scholar.

2023 (FRESHMAN)

Barth added depth to the Nebraska team that finished the season at the NCAA Denver Regional. Barth made her Husker debut against Maryland (Jan. 21), earning a 9.600 on vault. She recorded a personal best on vault (9.700) at Illinois on Jan 28.

BEFORE NEBRASKA

Barth competed at American Gold Gymnastics under coach Whitney Beck. Barth was the 2022 North Dakota State Champion on beam and a 2022 national qualifier.

PERSONAL

Katelyn is the daughter of Michael and Kathleen Barth. She has one sister, Lauren, and two brothers, Hunter and Ryan. Katelyn was born on July 24, 2004. She is majoring in nutrition and health sciences at Nebraska. Katelyn is a four-time Nebraska Scholar-Athlete Honor Roll member. She was a WCGA Scholastic All-American in 2023 and 2024.

Katelyn chose Nebraska because "the resources and opportunities they offer for both academics and athletes stood out. The coaches, team, staff and students are so welcoming and walking around campus, I knew it was a great fit."

CAREER HIGHS

VAULT	9.700	at Illinois	Jan. 28, 2023
-------	-------	-------------	---------------



NYA KRAUS

JUNIOR • ALL-AROUND
4-11 • REGINA, SASKATCHEWAN, CANADA



CAREER HONORS & AWARDS

- » All-MIC First-Team (2024)
- » MIC Gymnast of the Week (1/17/24)

BEFORE NEBRASKA (LINDENWOOD)

Nya Kraus competed at Lindenwood, where she saw action in every meet in 2024. She was a MIC Gymnast of the Week on Jan. 17, 2024 and a first-team All-MIC honoree. Kraus qualified for the second round of the NCAA Championships on beam. She owns career highs of 9.725 on vault, 9.900 on bars, 9.900 on beam, 9.900 on floor and 39.075 in the all-around.

PERSONAL

The daughter of Mikael and Stacey Kraus, Nya was born on Feb. 7, 2004 and has one brother, Mason. She was born in Jiangxi, China and lived in Saskatchewan, Canada after she was adopted. Kraus is majoring in elementary education at Nebraska. In her free time, she enjoys spending time with friends, exploring the outdoors, going on trips, getting her nails done and shopping. She is friends with and attended high school with Husker diver Kelsey Clairmont.

Kraus on Nebraska - "Nebraska really stood out to me in a positive manner when I was on my visit. Nebraska has everything and more than you could even ask for. I was shocked at how many support systems there were and how well they take care of their student-athletes. GBR!"

CAREER HIGHS

VAULT	9.725	2x, last at Gym Quarters	Feb. 16, 2024
BAR	9.900	vs. Illinois State	Feb. 11, 2024
BEAM	9.900	4x, last at MIC Championship	March 17, 2023
FLOOR	9.900	vs. Air Force/Denver/SJSU	March 3, 2024
ALL-AROUND	39.075	at Gym Quarters	Feb. 16, 2024





EMALEE FROST

JUNIOR • ALL-AROUND
5-4 • ARRINGTON, TENNESSEE

CAREER HONORS & AWARDS

- » WCGA Scholastic All-American (2023, 2024)
- » Big Ten Distinguished Scholar (2024)
- » Academic All-Big Ten (2024)
- » Four-Time Nebraska Scholar-Athlete Honor Roll Member
- » Tom Osborne Citizenship Team (2023, 2024)
- » 2021 Tennessee State Champion (beam, floor)
- » 2021 Region 8 Champion (uneven bars)

2024 (SOPHOMORE)

Emalee Frost did not compete in 2024, but added depth to the Huskers lineup and helped the team reach the second round of the NCAA Championships. She was a WCGA Scholastic All-American and a Big Ten Distinguished Scholar.

2023 (FRESHMAN)

Frost added depth to the 2023 team that finished the season at the NCAA Denver Regional.

BEFORE NEBRASKA

Frost was a level 10 gymnast training at Let it Shine Gymnastics in Franklin, Tenn., under coach Matt Baker. She claimed the bars title at the 2021 Region 8 Championships, State Championships, Warrior Classic, USA Invitational and the Knoxville Classic. She claimed the title on beam and floor at the 2021 State Championships.

PERSONAL

The daughter of Scott and Christine Frost, Emalee was on the honor roll and received the academic fitness award from Page High School. Emalee is a double-major in Psychology and Communications, and is a four-time Nebraska Scholar-Athlete Honor Roll selection. She is a two-time WCGA Scholastic All-American.

Frost on Nebraska: "I chose Nebraska because of the amazing team atmosphere and coaches, along with the homey feeling."



ALLIE GARD

JUNIOR • ALL-AROUND
5-3 • ROUND ROCK, TEXAS

CAREER HONORS & AWARDS

- » WCGA Scholastic All-American (2023, 2024)
- » Big Ten Distinguished Scholar (2024)
- » Academic All-Big Ten (2024)
- » Three-Time Nebraska Scholar-Athlete Honor Roll Member
- » Tom Osborne Citizenship Team (2023, 2024)
- » 2022 Junior Olympic National Qualifier (10th, vault)
- » 2021 Region 3 Championships (9th, vault)
- » 2019 Texas State Championships (3rd, vault; 4th, all-around)

2024 (SOPHOMORE)

Allie Gard was a mainstay in the Huskers beam lineup in 2024, competing in 10-of-13 meets for the team and notching a career-high 9.875 on March 3 against North Carolina, Southeast Missouri State and Illinois State. At that meet, she tied for the event title. Gard was named a WCGA Scholastic All-American and a Big Ten Distinguished Scholar.

2023 (FRESHMAN)

Gard made an immediate impact as a freshman, competing in all 12 meets and helping the Huskers to the NCAA Denver Regional. Gard set a career best on balance beam at Utah State, earning a 9.875. She added one routine on floor with a 9.550 against Iowa.

BEFORE NEBRASKA

Gard joined the Huskers after spending one semester at Arkansas. She trained at J&R Gymnastics under coaches Karen Medellin and Petie Pierre.

PERSONAL

The daughter of Ross and Julie Gard, Allie was born on July 2, 2003. A native of Round Rock, Texas, Allie attended Cedar Ridge High School. She is majoring in nutrition, exercise and health sciences.

Gard on Nebraska: "I chose Nebraska because of the team culture. Nebraska is just such a family."

CAREER HIGHS

BEAM	9.875	at Utah State	March 3, 2023
FLOOR	9.550	vs. Iowa	Feb. 6, 2023



LAUREN HOMECILLO

JUNIOR • ALL-AROUND
4-11 • PAPILLION, NEBRASKA

CAREER HONORS & AWARDS

- » WCGA Scholastic All-American (2023, 2024)
- » Big Ten Distinguished Scholar (2024)
- » Academic All-Big Ten (2024)
- » Arthur Ashe Jr. Sports Scholar (2024)
- » Four-Time Nebraska Scholar-Athlete Honor Roll Member
- » Tom Osborne Citizenship Team (2023, 2024)
- » Nebraska Gold Academic Medallion (2024)
- » 2021 Nebraska State Champion (vault, beam, floor)

2024 (SOPHOMORE)

Lauren Homecillo did not compete in 2024, but added depth to the Huskers lineup and helped the team reach the second round of the NCAA Championships. Homecillo was a WCGA Scholastic All-American and a Big Ten Distinguished Scholar.

2023 (FRESHMAN)

Homecillo added depth to the Nebraska team that finished the season at the NCAA Denver Regional.

BEFORE NEBRASKA

Homecillo was a level 10 gymnast training at Omaha Gymnastics Academy under coaches Todd Crouse and Kelley Banks Green. Homecillo claimed state titles on vault, beam and floor in 2021. She also finished fourth at the 2021 regional meet.

PERSONAL

The daughter of Peter and Theresa Homecillo, Lauren was born on Nov. 11, 2003. She was a member of the National Honor Society in high school. Lauren is a business management major. She is a four-time Nebraska Scholar-Athlete Honor Roll member and a two-time WCGA Scholastic All-American.

Lauren chose Nebraska because "they treat their athletes amazing, I love the team, and it is close to home."



REESE BAECHLE

REDSHIRT SOPHOMORE • ALL-AROUND
5-3 • ST. CHARLES, MISSOURI

CAREER HONORS & AWARDS

- » WCGA Scholastic All-American (2024)

BEFORE NEBRASKA (LINDENWOOD)

Baechle was a staple in Lindenwood's vault and floor lineups, along with competing on bars. She earned 2024 season-bests of 9.900 on vault, 9.850 on bars and 9.900 on floor. She added an impressive average of 9.808 on floor over the course of the year.

PERSONAL

Baechle is the daughter of Jason and Heather Baechle. She is majoring in political science.

CAREER HIGHS

VAULT	9.900	at Masters Classic	March 9, 2024
BAR	9.850	vs. Illinois State	April 13, 2024
FLOOR	9.900	at MIC Championships	March 23, 2024



OLIVIA BURNS

SOPHOMORE • ALL-AROUND
5-3 • BLUE SPRINGS, MISSOURI

CAREER HONORS & AWARDS

- » 2022 National Qualifier (11th, all-around)
- » 2022 Regional Qualifier (T-2nd, all-around)
- » 2022 Missouri State Champion (all-around)
- » 2021 National Qualifier
- » 2021 Regional Qualifier (1st, vault; 4th, all-around)
- » 2021 Missouri State Champion (beam)

BEFORE NEBRASKA

Olivia Burns trained at Xtreme Gymnastics Lees Summit under coach Alisha Robinson. Burns claimed the Missouri state title on beam in 2021 and in the all-around in 2022. She competed at the National Qualifier in 2021 and 2022, finishing 11th in the all-around in 2022. Burns also earned the regional title on vault and a fourth-place finish in the all-around in 2021.

PERSONAL

The daughter of Brian and Karen Burns, Olivia was born on June 2, 2005. She attended Blue Springs High School and has two siblings, Kyra and Mia. Olivia majors in sports media and communications.

Olivia chose Nebraska because "it felt like the place I could call my home away from home. I knew the resources offered could set me up to thrive in academics and athletics while also setting me up for success after college. The team and coaches in the gymnastics program were so welcoming, and I knew I call them a second family."



WHITNEY JENCKS

SOPHOMORE • ALL-AROUND
5-6 • MADISON, SOUTH DAKOTA

CAREER HONORS & AWARDS

- » Two-Time Nebraska Scholar-Athlete Honor Roll Member
- » Tom Osborne Citizenship Team (2024)
- » WGCA Scholastic All-American (2024)
- » 2022 National Qualifier (4th, floor; 7th, all-around; 9th, bars)
- » 2022 Regional Qualifier (1st, floor and all-around)

2024 (FRESHMAN)

Whitney Jencks had an impressive freshman campaign, competing in every meet for the Big Red on bars, going 12-of-13 on floor and making her beam debut at the second round of the NCAA Championships. The Madison, S.D., native had a 100% hit rate across all of her routines and earned career highs of 9.900 on bars, 9.850 on beam and 9.875 on floor.

BEFORE NEBRASKA

Jencks joins the Huskers after training at Twin City Twisters. Jencks competed at the 2022 national qualifiers, finishing fourth on floor, seventh in the all-around and ninth on bars. At the 2022 regional qualifier, Jencks claimed first on floor and in the all-around.

PERSONAL

Whitney is the daughter of David and Rachael Jencks and has five siblings, Marissa, Ainsley, Audrey, Ryan and Tyler. She was born on July 22, 2005. Jencks majors in nutrition, exercise and health science. a two-time Nebraska Scholar-Athlete Honor Roll selection, she was a WGCA Scholastic All-American in 2024.

Whitney on why she chose Nebraska:
"I chose Nebraska because of the amazing team, and I loved the coaching staff. The resources and opportunities that Nebraska offers for academics and athletics are exceptional."

CAREER HIGHS

BEAM	9.875	at Utah State	March 3, 2023
FLOOR	9.875	at Illinois	Jan. 18, 2025



JENNA SARTORETTO

SOPHOMORE • ALL-AROUND
5-3 • GEORGETOWN, ONTARIO, CANADA

CAREER HONORS & AWARDS

» 3x Canadian National Team Member

BEFORE NEBRASKA

Jenna Sartoretto trained at Futures Gymnastics under coaches Lawson Hamer and Kim White. Sartoretto is a three-time Canadian National Team member.

PERSONAL

Jenna is the daughter of Marc Sartoretto, Jackie Ferrell and the late Denis Strasbourg. She was born on April 29, 2005 and has two sisters, Daniella and Julia. She graduated from Christ the King Secondary School and plans on majoring in animal science at Nebraska.

Jenna chose Nebraska because "of the team, and the incredible unlimited support given to student-athletes. There is truly no place like Nebraska!"



ISABEL SIKON

SOPHOMORE • ALL-AROUND
5-5 • SAN ANTONIO, TEXAS

CAREER HONORS & AWARDS

» Two-Time Nebraska Scholar-Athlete Honor Roll Member
 » Tom Osborne Citizenship Team (2024)
 » WGCA Scholastic All-American (2024)
 » 3x Level 10 National Qualifier (2021 - 10th, vault)
 » 2020 European Championship Selection (cancelled due to COVID-19)
 » 2019 Youth Olympic Games (all-around finalist)
 » 2019 Polish Junior Nationals (1st, beam; 2nd, all-around)
 » Polish National Team Member

2024 (FRESHMAN)

Isabel Sikon was an immediate contributor for the Huskers, competing in every meet on beam and 10-of-13 on vault. She earned season highs of 9.875 on each event. Sikon grabbed an event title on vault against Penn State and one on beam against North Carolina, Southeast Missouri State and Illinois State. The San Antonio, Texas, native posted a 100 percent hit rate through all of her routines.

BEFORE NEBRASKA

Sikon trained at Mavericks Gymnastics under coaches Steve Arkell and Gaby Avilez-Arkell. Sikon was a three-time Level 10 national qualifier and a 2020 European Championship selectee. She was a finalist at the 2019 Youth Olympic Games in the all-around. She also competed at the Polish Junior Nationals, claiming the beam title and finishing second in the all-around.

PERSONAL

The daughter of Marcin and Elizabeth Sikon, Isabel was born on Sept. 20, 2004. She has two sisters, Mariah and Abigail, and both do gymnastics as well. Isabel is majoring in advertising and public relations at Nebraska.

Isabel chose Nebraska because "of the amazing support system and culture within the gymnastics program. Heather (Brink) and Brian (Amato) have never failed to make me feel welcomed and appreciated."

CAREER HIGHS

VAULT	9.875	at Arkansas	Mar. 15, 2024
BEAM	9.875	2x, last at Arkansas	Mar. 15, 2024
BARS			



MOLLY PETERSON

FRESHMAN • ALL-AROUND
5-4 • WOODBURY, MINNESOTA

BEFORE NEBRASKA

Molly Peterson trained at Flips Gymnastics under coaches Bart and Lori Roskoski. Peterson was a three-time JO National Qualifier. During the 2024 season, Peterson earned a career-high 38.675 in the all-around and a career-high beam mark of 9.775. Her Level 10 team won the Minnesota state championship, while she placed second in the all-around and on bars, beam and floor. In 2023, she was fourth on bars, ninth on beam and eighth in all-around at Nationals. Peterson was a 2023 state beam champ and placed second on vault, first on bars and second in all-around at regionals. She earned an impressive score of 9.950 on bars in 2023 and was a 2022 Nastia Cup qualifier and floor state champion. In 2022, she earned a ninth-place finish on vault and seventh on all-around at Nationals. In 2021, she placed ninth on vault and bars at Nationals and was the regional all-around champ.

PERSONAL

The daughter of Kip (Kevin) and Heidi Peterson, Molly was born on Oct. 19, 2005. She has two brothers, Cole and Aaron. In her free time, she enjoys golfing and baking.

Peterson on Nebraska - "I chose Nebraska because I felt at home when I walked on campus and had the feeling of being so welcomed."



REESE BAKER

FRESHMAN • ALL-AROUND
5-4 • FAIRFIELD, CALIFORNIA

BEFORE NEBRASKA

Reese Baker trained at Dream Xtreme Gymnastics under head coach and mother, Annie Baker. Reese posted career highs of 9.575 on vault, 9.125 on bars, 9.300 on beam, 9.575 on floor and 36.950 in the all around. She was a five-time regional qualifier.

PERSONAL

A native of Vallejo, Calif., Reese was born on Sept. 21, 2006 to Jeff and Annie Baker and has one sister, Reagan. Reese is majoring in hospitality, restaurant and tourism management at Nebraska and enjoys traveling, particularly to Disney.

Baker on Nebraska - "I chose Nebraska because of the incredible team culture and coaching staff, along with the amazing facilities and opportunities the school has to provide. The first time I stepped foot on campus, it felt like home."



LAUREN HOLLIFIELD

FRESHMAN • ALL-AROUND
5-0 • DACULA, GEORGIA

BEFORE NEBRASKA

Lauren Hollifield competed at Bio Gymnastics under head coach Brad McLaren. She posted career highs of 9.750 on bars, 9.700 on beam and 37.975 in the all-around. She was also a regional qualifier in her home state of Georgia.

PERSONAL

Lauren was born on May 13, 2005 to Eric and Jennifer Hollifield. She has one brother, Nick, who plays baseball at Alabama-Birmingham. Hollifield enjoys biking, journaling and cooking.

Hollifield on Nebraska - "I chose Nebraska because it felt like home as soon as I stepped on campus. The coaches and girls felt like family, and I loved the culture in and out of the gym. Nebraska also provides all of the resources you need to succeed!"

2024 MEET-BY-MEET RESULTS

NEBRASKA AT IOWA STATE » JAN. 5 » HILTON COLISEUM (AMES, IOWA)

Team	Total	V	UB	B	FX
Nebraska	196.125	48.850	49.025	48.900	49.350
Iowa State	195.825	49.075	49.050	48.575	49.125

NEBRASKA AT SPROUTS FARMERS MARKET COLLEGIATE INVITATIONAL » JAN. 12 » MAVERIK ARENA (WEST VALLEY CITY, UTAH)

Team	Total	V	UB	B	FX
Nebraska	195.875	49.000	49.025	48.500	49.350
Boise State	196.250	48.725	49.225	48.875	49.425
Arizona	196.475	49.000	49.050	49.025	49.400
North Carolina	195.150	48.750	48.950	48.600	48.850

NEBRASKA VS. ILLINOIS » JAN. 20 » BOB DEVANEY SPORTS CENTER (LINCOLN, NE)

Team	Total	V	UB	B	FX
Nebraska	196.875	49.225	49.250	48.975	49.425
Illinois	196.400	48.925	49.200	49.000	49.275

NEBRASKA VS. MICHIGAN » JAN. 27 » BOB DEVANEY SPORTS CENTER (LINCOLN, NEB.)

Team	Total	V	UB	B	FX
Nebraska	195.275	49.000	48.900	48.325	49.050
Michigan	196.900	48.975	49.175	49.300	49.450

NEBRASKA AT IOWA » FEB. 4 » XTREAM ARENA (CORALVILLE, IOWA)

Team	Total	V	UB	B	FX
Nebraska	196.500	49.000	49.075	49.125	49.300
Iowa	195.725	48.950	48.500	48.925	49.350

NEBRASKA AT MARYLAND » FEB. 10 » XFINITY CENTER (COLLEGE PARK, MD.)

Team	Total	V	UB	B	FX
Nebraska	196.125	48.500	49.425	48.950	49.250
Maryland	196.675	49.000	49.300	49.050	49.325

NEBRASKA VS. PENN STATE » FEB. 17 » BOB DEVANEY SPORTS CENTER (LINCOLN, NEB.)

Team	Total	V	UB	B	FX
Nebraska	196.500	49.025	49.150	48.950	49.375
Penn State	196.400	48.975	49.075	49.175	49.175

NEBRASKA AT BIG FIVE » FEB. 23 » REC HALL (STATE COLLEGE, PA.)

Team	Total	V	UB	B	FX
Nebraska	195.725	49.075	49.175	48.100	49.375
Michigan State	197.275	49.450	49.225	49.125	49.475
Minnesota	196.900	49.025	49.250	49.175	49.450
Ohio State	197.000	49.375	49.200	48.950	49.475
Rutgers	195.275	48.950	48.575	49.050	48.700

2024 MEET-BY-MEET RESULTS

NEBRASKA VS. UNC/SEMO/ISU » MARCH 3 » BOB DEVANEY SPORTS CENTER (LINCOLN, NEB.)

Team	Total	V	UB	B	FX
Nebraska	197.125	48.950	49.425	49.300	49.450
North Carolina	195.200	48.875	48.950	48.575	48.800
Southeast Missouri State	194.375	48.475	48.700	48.450	48.750
Illinois State	193.650	48.875	46.650	48.975	49.150

AMERITAS MASTERS CLASSIC » MARCH 11 » BOB DEVANEY SPORTS CENTER (LINCOLN, NEB.)

Team	Total	V	UB	B	FX
Nebraska	197.150	49.225	49.325	49.150	49.450
Eastern Michigan	193.600	48.400	48.325	48.025	48.850
Florida	197.700	49.525	49.400	49.550	49.225
Lindenwood	196.325	48.975	49.225	49.100	49.025

NEBRASKA AT ARKANSAS » MARCH 15 » BARNHILL ARENA (FAYETTEVILLE, ARK.)

Team	Total	V	UB	B	FX
Nebraska	197.375	49.375	49.250	49.400	49.350
Arkansas	198.100	49.550	49.525	49.300	49.725

BIG TEN CHAMPIONSHIPS » MARCH 23 » JENISON FIELD HOUSE (EAST LANSING, MICH.)

Team	Total	V	UB	B	FX
Nebraska	196.250	49.075	49.300	48.475	49.400
Illinois	196.700	49.225	49.100	49.100	49.275
Iowa	193.975	48.900	48.675	47.550	48.850
Maryland	196.775	49.150	49.300	49.025	49.300
Michigan	197.225	49.275	49.375	49.150	49.425
Michigan State	197.600	49.375	49.375	49.275	49.575
Minnesota	197.500	49.225	49.375	49.425	49.475
Ohio State	197.050	49.175	49.250	49.225	49.400
Penn State	195.825	49.125	48.950	48.600	49.150
Rutgers	195.400	48.750	48.475	48.975	49.200

NCAA SECOND ROUND » APRIL 4 » BUD WALTON ARENA (FAYETTEVILLE, ARK.)

Team	Total	V	UB	B	FX
Nebraska	196.600	49.025	49.225	49.125	49.225
Arizona	195.600	48.925	48.675	48.900	49.100
Arkansas	197.325	49.375	49.150	49.350	49.450
Kentucky	197.100	49.350	49.025	49.350	49.375

2024 INDIVIDUAL MEET-BY-MEET RESULTS

CSENGE BACSKAY

Date	Meet	Vault	Bars	Beam	Floor	All-Around
1/5	at Iowa State	9.650	--	9.700	9.850	--
1/12	at SFMCQ	9.825	--	--	9.900	--
1/20	Illinois	9.800	9.850	--	9.950	--
1/27	Michigan	9.800	9.850	9.800	9.900	39.350
2/4	at Iowa	9.875	9.725	9.350	9.900	38.850
2/10	at Maryland	9.275	9.800	9.775	9.800	38.650
2/17	Penn State	9.775	9.825	9.825	9.900	39.325
2/23	at Big Fives	9.800	9.850	9.800	9.875	39.325
3/3	UNC/SEMO/ISU	9.725	9.800	8.975	9.850	38.350
3/9	Masters Classic	9.750	9.775	9.850	9.875	39.250
3/15	at Arkansas	9.825	9.825	9.900	9.150	38.700
3/23	at Big Tens	9.900	9.825	9.700	9.850	39.275
4/4	at NCAA Regionals	9.850	9.625	9.775	9.825	39.075
Season Highs		9.900	9.850	9.900	9.950	39.350

MARTINA COMIN

Date	Meet	Vault	Bars	Beam	Floor	All-Around
1/5	at Iowa State	9.700	--	--	9.875	--
1/12	at SFMCQ	9.850	--	--	9.925	--
1/20	Illinois	9.925	--	--	9.875	--
1/27	Michigan	9.825	--	--	9.800	--
2/4	at Iowa	9.800	--	--	9.700	--
2/10	at Maryland	9.900	--	--	9.850	--
2/17	Penn State	9.775	--	--	9.825	--
2/23	at Big Fives	9.850	--	--	9.875	--
3/3	UNC/SEMO/ISU	9.850	--	--	9.925	--
3/9	Masters Classic	9.875	--	--	9.775	--
3/15	at Arkansas	9.850	--	--	9.875	--
3/23	at Big Tens	9.825	--	--	9.900	--
4/4	at NCAA Regionals	9.800	--	--	9.850	--
Season Highs		9.925	--	--	9.925	--

KATELYN BARTH

Date	Meet	Vault	Bars	Beam	Floor	All-Around
1/5	at Iowa State	--	--	--	--	--
1/12	at SFMCQ	--	--	--	--	--
1/20	Illinois	--	--	--	--	--
1/27	Michigan	--	--	--	--	--
2/4	at Iowa	--	--	--	--	--
2/10	at Maryland	--	--	--	--	--
2/17	Penn State	--	--	--	--	--
2/23	at Big Fives	--	--	--	--	--
3/3	UNC/SEMO/ISU	--	--	--	--	--
3/9	Masters Classic	--	--	--	--	--
3/15	at Arkansas	--	--	--	--	--
3/23	at Big Tens	--	--	--	--	--
4/4	at NCAA Regionals	--	--	--	--	--
Season Highs		--	--	--	--	--

KINSEY DAVIS

Date	Meet	Vault	Bars	Beam	Floor	All-Around
1/5	at Iowa State	9.775	9.875	--	--	--
1/12	at SFMCQ	9.825	9.975	--	--	--
1/20	Illinois	9.750	9.825	--	--	--
1/27	Michigan	9.800	9.875	--	--	--
2/4	at Iowa	9.650	9.800	--	--	--
2/10	at Maryland	--	9.975	--	--	--
2/17	Penn State	--	9.850	--	--	--
2/23	at Big Fives	9.775	8.900	--	--	--
3/3	UNC/SEMO/ISU	--	9.900	--	--	--
3/9	Masters Classic	9.825	9.900	--	--	--
3/15	at Arkansas	9.800	9.875	--	--	--
3/23	at Big Tens	9.725	9.150	--	--	--
4/4	at NCAA Regionals	9.850	9.925	--	--	--
Season Highs		9.850	9.975	--	--	--

OLIVIA BURNS

Date	Meet	Vault	Bars	Beam	Floor	All-Around
1/5	at Iowa State	--	--	--	--	--
1/12	at SFMCQ	--	--	--	--	--
1/20	Illinois	--	--	--	--	--
1/27	Michigan	--	--	--	--	--
2/4	at Iowa	--	--	--	--	--
2/10	at Maryland	--	--	--	--	--
2/17	Penn State	--	--	--	--	--
2/23	at Big Fives	--	--	--	--	--
3/3	UNC/SEMO/ISU	--	--	--	--	--
3/9	Masters Classic	--	--	--	--	--
3/15	at Arkansas	--	--	--	--	--
3/23	at Big Tens	--	--	--	--	--
4/4	at NCAA Regionals	--	--	--	--	--
Season Highs		--	--	--	--	--

EMALEE FROST

Date	Meet	Vault	Bars	Beam	Floor	All-Around
1/5	at Iowa State	--	--	--	--	--
1/12	at SFMCQ	--	--	--	--	--
1/20	Illinois	--	--	--	--	--
1/27	Michigan	--	--	--	--	--
2/4	at Iowa	--	--	--	--	--
2/10	at Maryland	--	--	--	--	--
2/17	Penn State	--	--	--	--	--
2/23	at Big Fives	--	--	--	--	--
3/3	UNC/SEMO/ISU	--	--	--	--	--
3/9	Masters Classic	--	--	--	--	--
3/15	at Arkansas	--	--	--	--	--
3/23	at Big Tens	--	--	--	--	--
4/4	at NCAA Regionals	--	--	--	--	--
Season Highs		--	--	--	--	--

CLARA COLOMBO

Date	Meet	Vault	Bars	Beam	Floor	All-Around
1/5	at Iowa State	--	9.775	--	--	--
1/12	at SFMCQ	--	9.600	--	--	--
1/20	Illinois	--	9.800	--	--	--
1/27	Michigan	--	9.500	--	--	--
2/4	at Iowa	--	9.800	--	--	--
2/10	at Maryland	--	9.875	--	--	--
2/17	Penn State	--	9.850	--	--	--
2/23	at Big Fives	--	9.800	--	--	--
3/3	UNC/SEMO/ISU	--	9.800	--	--	--
3/9	Masters Classic	--	9.875	--	--	--
3/15	at Arkansas	--	9.850	--	--	--
3/23	at Big Tens	--	9.850	--	--	--
4/4	at NCAA Regionals	--	9.750	--	--	--
Season Highs		--	9.875	--	--	--

ALLIE GARD

Date	Meet	Vault	Bars	Beam	Floor	All-Around
1/5	at Iowa State	--	--	--	--	--
1/12	at SFMCQ	--	--	--	--	--
1/20	Illinois	--	--	9.750	--	--
1/27	Michigan	--	--	9.700	--	--
2/4	at Iowa	--	--	9.850	--	--
2/10	at Maryland	--	--	9.775	--	--
2/17	Penn State	--	--	9.675	--	--
2/23	at Big Fives	--	--	9.700	--	--
3/3	UNC/SEMO/ISU	--	--	9.875	--	--
3/9	Masters Classic	--	--	9.825	--	--
3/15	at Arkansas	--	--	9.800	--	--
3/23	at Big Tens	--	--	9.100	--	--
4/4	at NCAA Regionals	--	--	--	--	--
Season Highs		--	--	9.875	--	--

2024 INDIVIDUAL MEET-BY-MEET RESULTS

GENESIS GIBSON

Date	Meet	Vault	Bars	Beam	Floor	All-Around
1/5	at Iowa State	--	9.600	--	--	--
1/12	at SFMCQ	--	9.500	--	--	--
1/20	Illinois	--	--	--	--	--
1/27	Michigan	--	--	--	--	--
2/4	at Iowa	--	--	--	--	--
2/10	at Maryland	--	--	--	--	--
2/17	Penn State	--	--	--	--	--
2/23	at Big Fives	--	--	--	--	--
3/3	UNC/SEMO/ISU	--	--	--	--	--
3/9	Masters Classic	--	--	--	--	--
3/15	at Arkansas	--	--	--	--	--
3/23	at Big Tens	--	--	--	--	--
4/4	at NCAA Regionals	--	--	--	--	--
Season Highs		--	9.600	--	--	--

KATIE KUENEMANN

Date	Meet	Vault	Bars	Beam	Floor	All-Around
1/5	at Iowa State	--	--	--	--	--
1/12	at SFMCQ	--	--	--	--	--
1/20	Illinois	--	--	--	--	--
1/27	Michigan	--	--	--	--	--
2/4	at Iowa	--	--	--	9.800	--
2/10	at Maryland	--	--	--	--	--
2/17	Penn State	--	--	--	--	--
2/23	at Big Fives	--	--	--	--	--
3/3	UNC/SEMO/ISU	--	--	--	--	--
3/9	Masters Classic	--	--	--	--	--
3/15	at Arkansas	--	--	--	--	--
3/23	at Big Tens	--	--	--	--	--
4/4	at NCAA Regionals	--	--	--	--	--
Season Highs		--	--	--	9.800	--

AYZHIA HALL

Date	Meet	Vault	Bars	Beam	Floor	All-Around
1/5	at Iowa State	9.825	--	9.850	--	--
1/12	at SFMCQ	9.825	--	9.800	--	--
1/20	Illinois	9.750	--	9.900	--	--
1/27	Michigan	9.700	--	9.250	--	--
2/4	at Iowa	9.800	--	9.750	--	--
2/10	at Maryland	9.375	--	--	--	--
2/17	Penn State	9.850	--	9.825	--	--
2/23	at Big Fives	9.800	--	9.325	--	--
3/3	UNC/SEMO/ISU	9.775	--	9.875	--	--
3/9	Masters Classic	9.825	--	9.550	--	--
3/15	at Arkansas	9.900	--	9.825	--	--
3/23	at Big Tens	9.775	--	9.850	--	--
4/4	at NCAA Regionals	9.800	--	9.275	--	--
Season Highs		9.900	--	9.900	--	--

SOPHIA MCCLELLAND

Date	Meet	Vault	Bars	Beam	Floor	All-Around
1/5	at Iowa State	--	--	--	--	--
1/12	at SFMCQ	--	--	9.900	9.875	--
1/20	Illinois	9.800	--	9.950	9.875	--
1/27	Michigan	9.725	--	9.850	9.725	--
2/4	at Iowa	9.725	9.750	9.900	9.875	39.250
2/10	at Maryland	9.700	9.775	9.875	9.900	39.250
2/17	Penn State	9.750	--	9.650	9.925	--
2/23	at Big Fives	--	--	9.800	9.775	--
3/3	UNC/SEMO/ISU	9.675	--	9.825	9.925	--
3/9	Masters Classic	--	--	9.850	9.900	--
3/15	at Arkansas	--	--	9.900	9.925	--
3/23	at Big Tens	--	--	9.225	9.900	--
4/4	at NCAA Regionals	--	--	9.850	9.850	--
Season Highs		9.800	9.775	9.950	9.925	39.250

LAUREN HOMECILLO

Date	Meet	Vault	Bars	Beam	Floor	All-Around
1/5	at Iowa State	--	--	--	--	--
1/12	at SFMCQ	--	--	--	--	--
1/20	Illinois	--	--	--	--	--
1/27	Michigan	--	--	--	--	--
2/4	at Iowa	--	--	--	--	--
2/10	at Maryland	--	--	--	--	--
2/17	Penn State	--	--	--	--	--
2/23	at Big Fives	--	--	--	--	--
3/3	UNC/SEMO/ISU	--	--	--	--	--
3/9	Masters Classic	--	--	--	--	--
3/15	at Arkansas	--	--	--	--	--
3/23	at Big Tens	--	--	--	--	--
4/4	at NCAA Regionals	--	--	--	--	--
Season Highs		--	--	--	--	--

HALLE ROURKE

Date	Meet	Vault	Bars	Beam	Floor	All-Around
1/7	Arkansas	--	--	--	--	--
1/15	at GW	--	--	9.875	--	--
1/21	Maryland	--	9.550	9.775	--	--
1/28	at Illinois	--	9.700	9.850	9.825	--
2/6	Iowa	--	9.825	9.875	--	--
2/10	at Penn State	--	9.725	9.925	--	--
2/25	at Big Five	--	9.775	9.850	--	--
2/27	Michigan	--	9.800	9.875	--	--
3/3	at Utah State	--	9.775	9.925	--	--
3/11	Masters Classic	--	9.900	9.850	--	--
3/18	at Big Tens	--	9.825	9.875	--	--
3/31	at NCAAs	--	9.250	9.000	--	--
Season Highs		--	9.900	9.925	9.825	--

WHITNEY JENCKS

Date	Meet	Vault	Bars	Beam	Floor	All-Around
1/5	at Iowa State	--	9.775	--	9.800	--
1/12	at SFMCQ	--	9.800	--	--	--
1/20	Illinois	--	9.775	--	9.825	--
1/27	Michigan	--	9.800	--	9.825	--
2/4	at Iowa	--	9.825	--	9.850	--
2/10	at Maryland	--	9.875	--	9.800	--
2/17	Penn State	--	9.800	--	9.825	--
2/23	at Big Fives	--	9.825	--	9.850	--
3/3	UNC/SEMO/ISU	--	9.900	--	9.850	--
3/9	Masters Classic	--	9.850	--	9.850	--
3/15	at Arkansas	--	9.825	--	9.875	--
3/23	at Big Tens	--	9.875	--	9.850	--
4/4	at NCAA Regionals	--	9.850	9.850	9.800	--
Season Highs		--	9.900	9.850	9.875	--

JENNA SARTORETTO

Date	Meet	Vault	Bars	Beam	Floor	All-Around
1/5	at Iowa State	--	--	--	--	--
1/12	at SFMCQ	--	--	--	--	--
1/20	Illinois	--	--	--	--	--
1/27	Michigan	--	--	--	--	--
2/4	at Iowa	--	--	--	--	--
2/10	at Maryland	--	--	--	--	--
2/17	Penn State	--	--	--	--	--
2/23	at Big Fives	--	--	--	--	--
3/3	UNC/SEMO/ISU	--	--	--	--	--
3/9	Masters Classic	--	--	--	--	--
3/15	at Arkansas	--	--	--	--	--
3/23	at Big Tens	--	--	--	--	--
4/4	at NCAA Regionals	--	--	--	--	--
Season Highs		--	--	--	--	--

2024 INDIVIDUAL MEET-BY-MEET RESULTS

ISABEL SIKON

Date	Meet	Vault	Bars	Beam	Floor	All-Around
1/5	at Iowa State	9.725	--	9.725	--	--
1/12	at SFMCQ	--	--	9.800	--	--
1/20	Illinois	--	--	9.675	--	--
1/27	Michigan	--	--	9.725	--	--
2/4	at Iowa	9.800	--	9.800	--	--
2/10	at Maryland	9.800	--	9.700	--	--
2/17	Penn State	9.850	--	9.800	--	--
2/23	at Big Fives	9.775	--	9.475	--	--
3/3	UNC/SEMO/ISU	9.800	--	9.875	--	--
3/9	Masters Classic	9.850	--	9.775	--	--
3/15	at Arkansas	9.875	--	9.875	--	--
3/23	at Big Tens	9.775	--	9.850	--	--
4/4	at NCAA Regionals	9.725	--	9.775	--	--
Season Highs		9.875	--	9.875	--	--

SAVANAH WARREN

Date	Meet	Vault	Bars	Beam	Floor	All-Around
1/5	at Iowa State	--	--	--	--	--
1/12	at SFMCQ	--	--	--	--	--
1/20	Illinois	--	--	--	--	--
1/27	Michigan	--	--	--	--	--
2/4	at Iowa	--	--	--	--	--
2/10	at Maryland	--	--	--	--	--
2/17	Penn State	--	--	--	--	--
2/23	at Big Fives	--	--	--	--	--
3/3	UNC/SEMO/ISU	--	--	--	--	--
3/9	Masters Classic	--	--	--	--	--
3/15	at Arkansas	--	--	--	--	--
3/23	at Big Tens	--	--	--	--	--
4/4	at NCAA Regionals	--	--	--	--	--
Season Highs		--	--	--	--	--

EMMA SIMPTON

Date	Meet	Vault	Bars	Beam	Floor	All-Around
1/5	at Iowa State	--	9.725	9.775	--	--
1/12	at SFMCQ	--	9.850	8.650	--	--
1/20	Illinois	--	9.850	9.050	--	--
1/27	Michigan	--	8.950	--	--	--
2/4	at Iowa	--	--	9.825	--	--
2/10	at Maryland	--	--	8.950	--	--
2/17	Penn State	--	9.775	--	--	--
2/23	at Big Fives	--	9.850	--	--	--
3/3	UNC/SEMO/ISU	--	9.900	--	--	--
3/9	Masters Classic	--	9.800	--	--	--
3/15	at Arkansas	--	9.300	--	--	--
3/23	at Big Tens	--	9.850	--	--	--
4/4	at NCAA Regionals	--	9.825	--	--	--
Season Highs		--	9.900	9.825	--	--

EMMA SPENCE

Date	Meet	Vault	Bars	Beam	Floor	All-Around
1/5	at Iowa State	--	9.875	9.825	9.900	--
1/12	at SFMCQ	9.500	9.800	9.775	9.825	38.900
1/20	Illinois	9.950	9.925	9.700	9.900	39.475
1/27	Michigan	9.850	9.875	9.100	9.800	38.625
2/4	at Iowa	--	9.900	--	--	--
2/10	at Maryland	9.725	9.900	9.825	9.900	39.350
2/17	Penn State	9.775	9.825	9.825	9.900	39.325
2/23	at Big Fives	9.850	9.850	9.000	9.875	38.575
3/3	UNC/SEMO/ISU	9.800	9.925	9.850	9.900	39.475
3/9	Masters Classic	9.850	9.900	9.850	9.950	39.550
3/15	at Arkansas	9.925	9.875	9.900	9.950	39.650
3/23	at Big Tens	9.800	9.900	9.850	9.900	39.450
4/4	at NCAA Regionals	9.200	9.875	9.875	9.900	38.850
Season Highs		9.950	9.925	9.900	9.950	39.650

LUCY STANHOPE

Date	Meet	Vault	Bars	Beam	Floor	All-Around
1/5	at Iowa State	9.825	--	9.725	9.850	--
1/12	at SFMCQ	9.675	--	9.225	9.825	--
1/20	Illinois	--	--	--	--	--
1/27	Michigan	--	--	--	--	--
2/4	at Iowa	--	--	--	--	--
2/10	at Maryland	--	--	--	--	--
2/17	Penn State	--	--	--	--	--
2/23	at Big Fives	--	--	--	--	--
3/3	UNC/SEMO/ISU	--	--	--	--	--
3/9	Masters Classic	--	--	--	--	--
3/15	at Arkansas	--	--	--	--	--
3/23	at Big Tens	--	--	--	--	--
4/4	at NCAA Regionals	--	--	--	--	--
Season Highs		9.825	--	9.725	9.850	--

INDIVIDUAL TITLES AND HONORS

2024 INDIVIDUAL EVENT TITLES

CSERGE BACSKAY (4)

Vault (1): 9.875 - at Iowa (2/4)
 Beam (1): 9.900 - at Arkansas (3/15)
 Floor (1): 9.950 - Illinois (1/20)
 All-Around (1): 39.525 - Penn State (2/17)

MARTINA COMIN (1)

Vault (2): 9.900 (at Maryland, 2/10)
 9.850 (UNC/SEMO/ISU, 3/3)
 Floor (1): 9.925 - UNC/SEMO/ISU (3/3)

KINSEY DAVIS (3)

Bars (3): 9.875 - at Iowa State (1/5)
 9.975 - at Sprouts Farmers Market Collegiate Quad (1/12)
 9.975 - at Maryland (2/10)

ALLIE GARD

Beam (1): 9.875 - UNC/SEMO/ISU (3/3)

AYZHIA HALL (2)

Vault (1): 9.850 - Penn State (2/17)
 Beam (1): 9.875 - UNC/SEMO/ISU (3/3)

SOPHIA MCCLELLAND (8)

Beam (5): 9.900 - Sprouts Farmers Market Collegiate Quad (1/12)
 9.950 - Illinois (1/20)
 9.900 - at Iowa (2/4)
 9.875 - at Maryland (2/10)
 9.900 - at Arkansas (3/15)
 Floor (2): 9.925 - Penn State (2/17)
 9.925 - UNC/SEMO/ISU (3/3)
 All-Around (1): 39.250 - at Iowa (2/4)

ISABEL SIKON (2)

Vault (1): 9.850 - Penn State (2/17)
 Beam (1): 9.875 - UNC/SEMO/ISU (3/3)

EMMA SPENCE (13)

Vault (1): 9.950 - Illinois (1/20)

Bars (4): 9.875 - at Iowa State (1/5)
 9.925 - Illinois (1/20)
 9.900 - at Iowa (2/4)
 9.925 - UNC/SEMO/ISU (3/3)

Beam (1): 9.900 - at Arkansas (3/15)

Floor (2): 9.900 - at Iowa State (1/5)
 9.950 - Ameritas Masters Classic (3/9)

All-Around (5): 39.475 - Illinois (1/20)
 39.350 - at Maryland (2/10)
 39.325 - Penn State (2/17)
 39.475 - UNC/SEMO/ISU (3/3)
 39.650 - at Arkansas (3/15)

2024 ALL-BIG TEN (4)

FIRST-TEAM ALL-BIG TEN

Emma Spence

SECOND-TEAM ALL-BIG TEN

Kinsey Davis
 Sophia McClelland

BIG TEN SPORTSMANSHIP AWARD

Clara Colombo

2024 WCGA SCHOLASTIC ALL-AMERICANS (16)

Reese Baechle
 Olivia Burns
 Clara Colombo
 Emalee Frost
 Genesis Gibson
 Whitney Jencks
 Isabel Sikon
 Lucy Stanhope

Katelyn Barth
 Martina Comin
 Kinsey Davis
 Allie Gard
 Lauren Homecillo
 Halle Rourke
 Emma Spence
 Annie Worley

2024 BIG TEN DISTINGUISHED SCHOLARS (9)

Katelyn Barth
 Kinsey Davis
 Allie Gard
 Lauren Homecillo
 Annie Worley

Martina Comin
 Emalee Frost
 Genesis Gibson
 Emma Spence

2024 ACADEMIC ALL-BIG TEN (14)

Katelyn Barth
 Martina Comin
 Emalee Frost
 Genesis Gibson
 Katie Kuenemann
 Halle Rourke
 Emma Spence

Clara Colombo
 Kinsey Davis
 Allie Gard
 Lauren Homecillo
 Sophia McClelland
 Emma Simpton
 Annie Worley

2023-24 NEBRASKA SCHOLAR-ATHLETE HONOR ROLL

FALL 2023 (19)

Csenge Bacskey
 Olivia Burns
 Martina Comin
 Emalee Frost
 Genesis Gibson
 Lauren Homecillo
 Katie Kuenemann
 Halle Rourke
 Emma Spence
 Annie Worley

Katelyn Barth
 Clara Colombo
 Kinsey Davis
 Allie Gard
 Ayzhia Hall
 Whitney Jencks
 Sophia McClelland
 Isabel Sikon
 Lucy Stanhope

SPRING 2024 (20)

Csenge Bacskey
 Olivia Burns
 Martina Comin
 Emalee Frost
 Genesis Gibson
 Lauren Homecillo
 Katie Kuenemann
 Isabel Sikon
 Emma Spence
 Savannah Warren

Katelyn Barth
 Clara Colombo
 Kinsey Davis
 Allie Gard
 Ayzhia Hall
 Whitney Jencks
 Halle Rourke
 Emma Simpton
 Lucy Stanhope
 Annie Worley

2024 TOM OSBORNE CITIZENSHIP TEAM (22)

Csenge Bacskey
 Olivia Burns
 Martina Comin
 Emalee Frost
 Genesis Gibson
 Lauren Homecillo
 Katie Kuenemann
 Halle Rourke
 Isabel Sikon
 Emma Spence
 Savannah Warren

Katelyn Barth
 Clara Colombo
 Kinsey Davis
 Allie Gard
 Ayzhia Hall
 Whitney Jencks
 Sophia McClelland
 Jenna Sartoretto
 Emma Simpton
 Lucy Stanhope
 Annie Worley

2024 BIG TEN CHAMPIONSHIPS

EAST LANSING, MICHIGAN - MARCH 23, 2024

TEAM	VAULT	BARS	BEAM	FLOOR	TOTAL
1. Michigan State	49.375	49.375	49.275	49.575	197.600
2. Minnesota	49.225	49.375	49.425	49.475	197.500
3. Michigan	49.275	49.375	49.150	49.425	197.225
4. Ohio State	49.175	49.250	49.225	49.400	197.050
5. Maryland	49.150	49.300	49.025	49.300	196.775
6. Illinois	49.225	49.100	49.100	49.275	196.700
7. Nebraska	49.075	49.300	48.475	49.400	196.250
8. Penn State	49.125	48.950	48.600	49.150	195.825
9. Rutgers	48.750	48.475	48.975	49.200	195.400
10. Iowa	48.900	48.675	47.550	48.550	193.975

ALL-AROUND

1. Skyla Schulte, Michigan State	39.600
2. Gabby Wilson, Michigan	39.525
Sierra Brooks, Michigan	39.525
Tory Vetter, Ohio State	39.525
5. Emma Spence, Nebraska	39.450
Payton Harris, Ohio State	39.450
Gabrielle Stephen, Michigan State	39.450
8. Gianna Gerdes, Minnesota	39.425
9. Csenge Bácskay, Nebraska	39.275
Ava Piedrahita, Penn State	39.275
Abby Mueller, Illinois	39.275

VAULT

1. Sierra Brooks, Michigan	9.975
Mya Hooten, Minnesota	9.975
3. Csenge Bácskay, Nebraska	9.900
Sage Kellerman, Michigan State	9.900
Arielle Ward, Illinois	9.900
6. Jenna Mulligan, Michigan	9.875
Naomi Morrison, Michigan	9.875
Sarah Moraw, Minnesota	9.875
Kaitlyn Grimes, Ohio State	9.875
MaKayla Tucker, Michigan State	9.875
Gabrielle Stephen, Michigan State	9.875
Nikki Smith, Michigan State	9.875

UNEVEN BARS

1. Sierra Brooks, Michigan	9.925
Mya Hooten, Minnesota	9.925
3. Emma Spence, Nebraska	9.900
Gabby Wilson, Michigan	9.900
Carly Bauman, Michigan	9.900
Gianna Gerdes, Minnesota	9.900
Payton Harris, Ohio State	9.900
Nicole Riccardi, Ohio State	9.900
Skyla Schulte, Michigan State	9.900
Olivia Zsarni, Michigan State	9.900
Nikki Smith, Michigan State	9.900
Alexa Rothenbuescher, Maryland	9.900
Rhea LeBlanc, Maryland	9.900

BALANCE BEAM

1. Sarah Moraw, Minnesota	9.925
Tory Vetter, Ohio State	9.925
Baleigh Garcia, Michigan State	9.925
4. Jenna Mulligan, Michigan	9.900
Carly Bauman, Michigan	9.900
Lauren Pearl, Minnesota	9.900
Katie Horak, Minnesota	9.900
Ella Sirjord, Minnesota	9.900

Skyla Schulte, Michigan State	9.900
10. Gabrielle Stephen, Michigan State	9.875
Madeline Komoroski, Maryland	9.875
Mia Takekawa, Illinois	9.875

FLOOR EXERCISE

1. Sierra Brooks, Michigan	9.950
Gabby Wilson, Michigan	9.950
Mya Hooten, Minnesota	9.950
Skyla Schulte, Michigan State	9.950
5. Gianna Gerdes, Minnesota	9.925
Nikki Smith, Michigan State	9.925
7. Martina Comin, Nebraska	9.900
Sophia McClelland, Nebraska	9.900
Emma Spence, Nebraska	9.900
Savannah Gonzalez, Ohio State	9.900
Payton Harris, Ohio State	9.900
Ella Hodges, Ohio State	9.900
Elle Beaufait, Michigan State	9.900
Makayla Tucker, Michigan State	9.900
Gabrielle Stephen, Michigan State	9.900



Sophia McClelland earned second-team All-Big Ten honors for the 2023 and 2024 seasons for the Huskers.



WOMEN'S GYMNASTICS CHAMPIONSHIPS

NEBRASKA'S BIG TEN HONORS

2024 BIG TEN CHAMPIONSHIP TEAMS

Emma Spence
Sophia McClelland
Kinsey Davis
Csenge Bácskay

2024 ALL-BIG TEN TEAMS

Emma Spence	First Team
Sophia McClelland	Second Team
Kinsey Davis	Second Team

BIG TEN GYMNAST OF THE YEAR

2012.....	Sharaya Musser, Penn State
2013.....	Joanna Sampson, Michigan
2014.....	Emily Wong, Nebraska
2015.....	Lindsay Mable, Minnesota
2016.....	Lindsay Mable, Minnesota
2017.....	Nicole Artz, Michigan
2018.....	Briannah Tsang, Penn State
.....	Paige Zaziski, Michigan
2019.....	Lexy Ramler, Minnesota
2021.....	Lexy Ramler, Minnesota
2022.....	Sierra Brooks, Michigan
2023.....	Sierra Brooks, Michigan
2024.....	Sierra Brooks, Michigan

BIG TEN FRESHMAN OF THE YEAR

2012.....	Jessie DeZiel, Nebraska
2013.....	Lindsay Mable, Minnesota
2014.....	Nicole Artz, Michigan
2015.....	Brianna Brown, Michigan
.....	Briannah Tsang, Penn State
2016.....	Olivia Karas, Michigan
2017.....	Taylor Houchin, Nebraska
2018.....	Lexy Ramler, Minnesota
2019.....	Natalie Wojcik, Michigan
2021.....	Adeline Kenlin, Iowa
2022.....	Skyla Schulte, Michigan State
2023.....	Nikki Smith, Michigan State
2024.....	Kalea McElligott, Penn State

BIG TEN COACH OF THE YEAR

2012.....	Dan Kendig, Nebraska
2013.....	Meg Stephenson, Minnesota
2014.....	Meg Stephenson, Minnesota
2015.....	Bev Plocki, Michigan
2016.....	Jenny Hansen, Minnesota
2017.....	Larissa Libby, Iowa
2018.....	Brett Nelligan, Maryland
2019.....	Jenny Hansen, Minnesota
2021.....	Larissa Libby, Iowa
2022.....	Mike Rowe, Michigan State
2023.....	Mike Rowe, Michigan State
2024.....	Mike Rowe, Michigan State

POSTSEASON HISTORY

NEBRASKA REGIONAL HISTORY GYMNASTS OF THE YEAR

1999.....	Courtney Brown (Region 3)
2000.....	Heather Brink (Region 3)
2003.....	Richelle Simpson (South Central)
2005.....	Richelle Simpson (South Central)
2006.....	Emily Parsons (South Central)
2007.....	Emily Parsons (South Central)
2008.....	Emily Parsons (South Central)
2023.....	Emma Spence (South Central)

VAULT CHAMPIONS

1989.....	Tami Bair (Midwest)
.....	Michele Bryant (Midwest)
.....	Crystal Savage (Midwest)
.....	Jeanneane Smith (Midwest)
1997.....	Shelly Bartlett (Midwest)
1999.....	Heather Brink (Region 3)
2000.....	Heather Brink (Region 3)
2001.....	Alecia Ingram (South Central)
2002.....	A.J. Lamb (Northeast)
2003.....	A.J. Lamb (West)
2005.....	Emily Parsons (South Central)
2006.....	Emily Parsons (Southeast)
2007.....	Emily Parsons (West)
2010.....	Erin Davis (Central)
2011.....	Erin Davis (Corvallis)
2012.....	Jessie DeZiel (Salt Lake City)
2013.....	Brittany Skinner (Morgantown)
.....	Emily Wong (Morgantown)
.....	Jessie DeZiel (Morgantown)
2014.....	Jessie DeZiel (Seattle)
2015.....	Jessie DeZiel (Ames)
2018.....	Taylor Houchin (Raleigh)

UNEVEN BARS CHAMPIONS

1982.....	Kim Grabowski (Midwest)
1997.....	Shelly Bartlett (Midwest)
1998.....	Heather Brink (Midwest)
2000.....	Heather Brink (Region 3)
2010.....	Brittnee Habbib (Central)
2014.....	Emily Wong (Seattle)
2018.....	Taylor Houchin (Raleigh)

BALANCE BEAM CHAMPIONS

1999.....	Nicole Wilkinson (Region 3)
2003.....	Richelle Simpson (West)
2005.....	Richelle Simpson (South Central)
2008.....	Tricia Woo (Southeast)
2012.....	Emily Wong (Salt Lake City)
2016.....	Grace Williams (Iowa City)
2017.....	Danielle Breen (Lincoln)

FLOOR EXERCISE CHAMPIONS

1990.....	Lisa McCrady (Midwest)
1999.....	Misty Oxford (Region 3)
2001.....	Tami Harris (South Central)
2002.....	Richelle Simpson (Northeast)
2005.....	Emily Parsons (South Central)
2006.....	Emily Parsons (Southeast)
2007.....	Emily Parsons (West)
2008.....	Emily Parsons (Southeast)
.....	Tricia Woo (Southeast)
2011.....	Lora Evenstad (Corvallis)
2012.....	Jessie DeZiel (Salt Lake City)
2014.....	Emily Wong (Seattle)
2015.....	Hollie Blanske (Ames)
2016.....	Hollie Blanske (Iowa City)

ALL-AROUND CHAMPION

1998.....	Heather Brink (Midwest)
2000.....	Heather Brink (Region 3)
2001.....	Tami Harris (South Central)
2003.....	Richelle Simpson (West)
2005.....	Emily Parsons (South Central)
2006.....	Emily Parsons (Southeast)
2012.....	Jessie DeZiel (Salt Lake City)
2014.....	Emily Wong (Seattle)
2019.....	Sienna Crouse (Ann Arbor)

PAST NCAA CHAMPIONS

1982.....	Utah	184.600
1983.....	Utah	184.650
1984.....	Utah	186.050
1985.....	Utah	188.350
1986.....	Utah	196.850
1987.....	Georgia.....	187.900
1988.....	Alabama.....	190.050
1989.....	Georgia.....	192.650
1990.....	Utah	194.900
1991.....	Alabama.....	195.125
1992.....	Utah	195.650
1993.....	Georgia.....	198.000
1994.....	Utah	196.400
1995.....	Utah	196.650
1996.....	Alabama.....	198.025
1997.....	UCLA.....	197.150
1998.....	Georgia.....	197.725
1999.....	Georgia.....	196.850
2000.....	UCLA.....	197.300
2001.....	UCLA.....	197.575
2002.....	Alabama.....	197.575
2003.....	UCLA.....	197.825
2004.....	UCLA.....	198.125
2005.....	Georgia.....	197.825
2006.....	Georgia.....	197.750
2007.....	Georgia.....	197.850
2008.....	Georgia.....	197.450
2009.....	Georgia.....	197.825
2010.....	UCLA.....	197.725
2011.....	Alabama.....	197.650
2012.....	Alabama.....	197.850
2013.....	Florida.....	197.575
2014.....	Florida/Oklahoma.....	198.175
2015.....	Florida.....	197.850
2016.....	Oklahoma.....	197.675
2017.....	Oklahoma.....	198.3875
2018.....	UCLA.....	198.075
2019.....	Oklahoma.....	198.3375
2020.....	Canceled (COVID-19)	
2021.....	Michigan.....	198.250
2022.....	Oklahoma.....	198.200
2023.....	Oklahoma.....	198.3875
2024.....	LSU.....	198.2250



Sienna Crouse was the 2019 NCAA Ann Arbor Regional All-Around Champion.

NEBRASKA'S NCAA CHAMPIONS

MICHELE BRYANT: NU'S FIRST CHAMPION



Michele Bryant
1990 NCAA Vault
Champion

Michele Bryant will forever hold one distinction that no other Husker female gymnast can claim.

A native of Blue Springs, Mo., Bryant became the first female gymnast in school history to win a national title, capturing the NCAA vault championship with a score of 9.85 at the 1990 NCAA Championships in Corvallis, Ore. Bryant's vault score

also set a Nebraska school record held until 1994.

Bryant's NCAA championship capped an impressive Husker career that saw her earn three first-team All-America honors and four Big Eight Championships.

A four-time all-conference selection, Bryant led Nebraska to a 59-20 regular-season record and four Big Eight championships during her collegiate career. It was the first time a gymnastics team had won four straight conference titles in Big Eight history.

At the national level, the Huskers also qualified for the NCAA Championships all four years she competed, the first time in school history the Huskers qualified for nationals in four straight years, while guiding the Huskers to a pair of top-five finishes. As a junior, Bryant earned first-team All-America honors on uneven bars, as the Huskers finished fourth, their best finish in school history. In addition to her vault title, she placed sixth on uneven bars, becoming the first Husker gymnast to earn All-America honors in consecutive seasons, as the Huskers finished fifth at the 1990 NCAA Championships.

The first three-time All-America gymnast in school history, Bryant shared the Big Eight all-around title with fellow Husker Lisa McCrady in 1989 with a score of 38.900, while winning the balance beam title as a junior and the vault title as a senior. Bryant finished her career as Nebraska's school record holder in the all-around (39.000) and vault (9.85).

Bryant's contributions to Husker athletics were recognized with her selection as one of Nebraska's 25 Women of Distinction during the Athletic Department's 25-year celebration in April of 2000. Bryant married John McJunkins in 2005 and has a son, Austin, a stepdaughter, Johnna and a stepson, Jaryd. She currently works as an accountant in Benton, Ark.

HEATHER BRINK: THE BEST OF 2000



Heather Brink
2000 NCAA All-Around
and Vault Champion

The 2000 season was the culmination of an outstanding career for Heather Brink. The senior from Lincoln permanently etched her name into the record books, winning two national titles at the NCAA Championships in Boise, Idaho, as the Huskers placed fourth at nationals – equaling their best finish in school history.

Brink became the first Husker female to win an all-around national title, scoring a 39.600 to lead the Huskers to the Super Six Finals for the third time in four years. Entering the final event, Brink was in third place and needed a 9.925 for a share of the all-around title. Brink came through with the finest floor routine of her career, scoring a 9.95 and equaling NU's school record to win by .025 of a point.

In the Super Six Finals one night later, Brink was flawless, posting the top score of the evening with a 39.625, including a 9.95 on vault and a 9.925 on uneven bars, as the Huskers recorded their best finish in 11 years. In the event finals, she won her second NCAA title, placing first on vault with a 9.95, while finishing second on uneven bars (9.925) and eighth on floor exercise (9.80). Overall, she earned five All-America honors (four first-team and one second-team).

For her efforts, she was selected as the Honda Award winner, representing the nation's top female collegiate gymnast. Brink joined softball standout Denise Day (1985) and volleyball players Karen Dahlgren (1987) and Allison Weston (1995) as NU's fourth Honda Award winner. Greichaly Cepero won NU's fifth Honda Award in 2000, as the nation's top volleyball player, while Sarah Pavan added honors in 2006.

The 2000 Big 12 and Region 3 Gymnast of the Year, Brink posted eight of the top 10 all-around totals in school history, including a school record of 39.70 at the NCAA Regional. She also became the first Husker gymnast to score a 10.00, recording the mark on vault against Iowa State on Feb. 15, one of three perfect 10s during the season. She closed her collegiate career as the most decorated gymnast in school history, earning two NCAA titles, 11 All-America awards, six regional titles and eight conference titles.

Brink joined the Nebraska staff as assistant coach before the 2012 season and was named associate head coach prior to the 2016 season. She will begin her seventh season as head coach in 2025. Brink and her husband, Jon, have two sons, Jaxon and Hunter.

RICHELLE SIMPSON: THE NATION'S FINEST



Richelle Simpson
2003 NCAA All-Around
and Floor Exercise
Champion

Richelle Simpson holds a special place in Nebraska gymnastics history after her record-setting performances in 2002, 2003 and 2005.

As the only Husker gymnast to ever earn first-team All-America honors on all four events and the all-around in the same year, Simpson garnered five first-team awards at the 2003 NCAA Championships, leading

the Huskers to a fourth-place national finish at the Bob Devaney Sports Center.

Entering the week of the championships as the nation's top-ranked all-arounder, she captured the NCAA all-around crown with a 39.675, edging out 2002 NCAA Champion Jamie Dantzscher of UCLA, who earned the top all-around performance in Session I of the NCAA Preliminaries with a 39.650.

At the NCAA Super Six Finals, Simpson went on to dominate the competition, producing the top individual performance with scores of 9.925 or better on all four events for an all-around total of 39.800. In the individual event finals, Simpson added an NCAA individual floor title (9.963) to her arsenal of accomplishments.

After being granted a medical hardship year in 2004 by the NCAA, Simpson returned with a vengeance in 2005, leading NU to its first-ever No. 1 ranking after the Masters Classic.

The Toronto, Ontario, native provided an unmatched spark in Nebraska's run to the NCAA Super Six Finals, as the Huskers reclaimed the Big 12 Conference championship.

Simpson, the 2005 South Central Regional Co-Gymnast of the Year, holds or shares records in four categories on Nebraska's all-time charts.

Simpson also became NU's first AAI Award winner in 2005, an honor annually given to the nation's top gymnast on the basis of athleticism, academic excellence and civic responsibility.

She capped her career by earning the first NCAA Top Ten Award in the history of Nebraska women's gymnastics. Simpson became NU's 15th student-athlete across all sports to win the Top Ten Award, which is the highest honor given by the NCAA. Nebraska currently leads the nation with 18 all-time NCAA Top Ten Award Winners.

Simpson was also the Big 12 Female Sportsperon of the Year, Nebraska's Female Student-Athlete of the Year and was awarded NCAA and Big 12 Postgraduate Scholarships at the conclusion of her final season in 2005. In the fall of 2015, she was honored as the first women's gymnast in the Nebraska Athletics Hall of Fame.

Simpson now lives in Las Vegas and performs in the Cirque du Soleil show *Mystère* with former Husker gymnast A.J. Lamb. Simpson made her debut with Cirque du Soleil in September 2006 and specializes in Chinese poles and the teeterboard.

NEBRASKA'S ACADEMIC ALL-AMERICANS

For the Nebraska women's gymnastics program, academic success is as paramount as athletic accomplishments. With 11 gymnasts capturing 17 CSC Academic All-America honors and 78 women capturing 165 WCGA Scholastic All-America awards since 1994, the Huskers have maintained a high standard of academic excellence and set high expectations at the University of Nebraska.

Since 1988, 11 Husker gymnasts have earned CSC Academic All-America recognition, while Nebraska ranks second in NCAA Division I with 362 Academic All-America honors across all sports.

Mary Ocel was the first NU gymnast to earn Academic All-America status, garnering third-team honors in 1988 with a 3.9 GPA. Jane Clemons earned a third-team spot in 1990 with a 3.663 GPA in addition to her Big Eight all-around title that year. In 1993 and 1994, Nicole Duval was named a third-team academic All-American before garnering first-team accolades as a senior, becoming the only Husker to ever earn the honor three times. Duval also became the first Husker gymnast to be named Nebraska's Female Student-Athlete of the Year in 1994-95.

Joy Taylor, the 1996 Academic All-American Gymnast of the Year, graduated with a 4.0 GPA in biological sciences in 1996. A two-time Academic All-America selection, she was the first Husker female gymnast to earn both athletic and academic All-America honors in the same season. Her teammate, Kim DeHaan, who was a first-team Academic All-America selection, followed in Taylor's footsteps by earning scholastic and athletic honors in the same season.

Bree Dority-O'Callaghan captured third-team Academic All-America and second-team All-America honors on the uneven bars in 2001. She graduated in August 2003 with degrees in economics and finance.

In 2002 and 2003, Jen French was named to the Academic All-America second team, while her teammate Libby Landgraf was named first-team Academic All-American in 2004, becoming the eighth honoree.

Richelle Simpson, who was NU's Female Student-Athlete of the Year in 2004-05, was named to the second team and earned a multitude of national awards in her junior and senior seasons, including the AAI Award and the NCAA Today's Top Ten Award. She was also the NCAA all-around champion in 2003.

Emily Wong earned second-team selection in 2013 and first-team honors in 2014. An 11-time All-American in competition and Nebraska's second AAI Award winner, Wong capped one of the program's most successful senior seasons in 2014. The Big Ten Gymnast of the Year collected numerous awards through her final season at Nebraska and earned her second CSC Academic All-America award.

Danielle Breen is the most recent Husker to earn Academic All-America honors, as she claimed second-team honors in 2017 and first-team accolades in 2018 to become Nebraska's fifth multi-time academic All-American. Breen also earned second-team All-America honors for the Huskers on balance beam in 2017. In 2018, Breen was the first Husker to win the NCAA Elite 90 Award, given to the student-athlete with the highest cumulative GPA competing in the NCAA Championship.



Mary Ocel
3rd team • 1988



Jane Clemons
3rd team • 1990



Nicole Duval
3rd team • 1993 1994
1st team • 1995



Joy Taylor
2nd team • 1995
1st team • 1996



Kim DeHaan
1st team • 1996



Bree Dority-O'Callaghan
3rd team • 2001



Jen French
2nd team • 2002, 2003



Libby Landgraf
1st team • 2004



Richelle Simpson
2nd team • 2005



Emily Wong
2nd team • 2013
1st team • 2014



Danielle Breen
2nd team • 2017
1st team • 2018

NU STUDENT-ATHLETE OF THE YEAR

The most coveted award at Nebraska's Night at the Lied is the Student-Athlete of the Year award, voted by the faculty members of the Intercollegiate Athletic Committee. Husker women gymnasts have taken home the award eight times. Sierra Hassel was the latest to win it, earning the honors for the 2019-20 school year.

NEBRASKA WOMEN GYMNASTS HONOREES

1994-95	Nicole Duval
1996-97	Shelly Bartlett
2004-05	Richelle Simpson
2006-07	Stephanie Carter
2013-14	Emily Wong
2014-15	Jessie DeZiel
2017-18	Danielle Breen
2019-20	Sierra Hassel



Sierra Hassel competes on balance beam at the Bob Devaney Sports Center in a dual meet against Penn State (Jan. 16, 2020). Hassel is the most recent winner of the Nebraska Student-Athlete of the Year honor from the women's gymnastics team.

NEBRASKA'S NATIONAL ACADEMIC ACHIEVEMENTS

NCAA TOP TEN AWARD

2004-05 Richelle Simpson

NCAA WOMAN OF THE YEAR

1994-95 Nicole Duval

..... (State Winner)

1996-97 Shelly Bartlett

..... (National Finalist)

2004-05 Richelle Simpson

..... (National Finalist)

AAI AWARD

2005 Richelle Simpson

2014 Emily Wong

NCAA ELITE 90 AWARD

2018 Danielle Breen

WCGA SCHOLASTIC ALL-AMERICANS

1996-97 (4) Shelly Bartlett

..... Courtney Brown

..... Kim DeHaan

..... Misty Oxford

1997-98 (3) Courtney Brown

..... Laura Ohlendorf

..... Misty Oxford

1998-99 (4) Courtney Brown

..... Bree Dority

..... Laurie McLaughlin

..... Laura Ohlendorf

1999-2000 (5) Bree Dority

..... Jen French

..... Arica Lamb

..... Jess Wertz

..... Nicole Wilkinson

2000-01 (6) Gina Bruce

..... Jen French

..... Alecia Ingram

..... Libby Landgraf

..... Bree Dority O'Callaghan

..... Jess Wertz

2001-02 (7) Gina Bruce

..... Jen French

..... Carrie Gloudemans

..... Libby Landgraf

..... Jamie Saas

..... Richelle Simpson

..... Jess Wertz

2002-03 (8) Gina Bruce

..... Tiffany Byrd

..... Jen French

..... Carrie Gloudemans

..... Libby Landgraf

..... Jamie Saas

..... Richelle Simpson

..... Jess Wertz

2003-04 (7) Tiffany Byrd

..... Stephanie Carter

..... Carrie Gloudemans

..... Libby Landgraf

..... Jamie Saas

..... Richelle Simpson

..... Kylie Tanner

2004-05 (3) Stephanie Carter

..... Kristi Esposito

..... Richelle Simpson

2005-06 (3) Stephanie Carter

..... Dani Millis

..... Michele Zabawa

2006-07 (2) Stephanie Carter

..... Michele Zabawa

2008-09 (4) Kristin Fyffe

..... Cassandra Nathe

..... Kailey Ryan

..... Claire Stingley

2009-10 (3) Kristin Fyffe

..... Kathryn Howard

..... Kylie Stone

2010-11 (7) Deanna Barmore

..... Kristin Fyffe

..... Janelle Giblin

..... Cassandra Nathe

..... Kaitlyn Reid

..... Maria Scaffidi

..... Emily Wong

2011-12 (5) Kailyn Hawkins

..... Amanda Lauer

..... Jennifer Lauer

..... Cassandra Nathe

..... Emily Wong

2012-13 (7) Hollie Blanske

..... Janelle Giblin

..... Kailyn Hawkins

..... Amanda Lauer

..... Jennifer Lauer

..... Cassandra Nathe

..... Emily Wong

2013-14 (6) Hollie Blanske

..... Kailyn Hawkins

..... Jennie Laeng

..... Amanda Lauer

..... Jennifer Lauer

..... Emily Wong

2014-15 (6) Danielle Breen

..... Kailyn Hawkins

..... Jennie Laeng

..... Amanda Lauer

..... Jennifer Lauer

..... Desiré Stephens

2015-16 (7) Hollie Blanske

..... Danielle Breen

..... Sienna Crouse

..... Jennie Laeng

..... Ariel Martin

..... Catelyn Orel

..... Megan Schwehofer

2016-17 (6) Danielle Breen

..... Alexa Clark

..... Abbie Epperson

..... Sierra Hassel

..... Jennie Laeng

..... Grace Williams

2017-18 (5) Danielle Breen

..... Abbie Epperson

..... Sierra Hassel

..... Kynsee Roby

..... Grace Williams

2018-19 (6) Kelli Chung

..... Sierra Hassel

..... Taylor Houchin

..... Abby Johnston

..... Kynsee Roby

..... Megan Thompson

2019-20 (8) Clara Colombo

..... Adnerys De Jesus

..... Anika Dujakovich

..... Sierra Hassel

..... Taylor Houchin

..... Kylie Piringier

..... Kynsee Roby

..... Megan Verceles Carr

2020-21 (6) Anika Dujakovich

..... Clara Colombo

..... Kinsey Davis

..... Kylie Piringier

..... Kynsee Roby

..... Kathryn Thaler



Danielle Breen, who is holding the Heart and Soul Award and the Female Student-Athlete of the Year Award in 2018, was also named the 2018 NCAA Elite 90 Award winner. The Elite 90 Award recognizes the true essence of the student-athlete by honoring the individual who has reached the pinnacle of competition at the national championship level in her sport, while also achieving the highest academic standard among her peers.

..... Megan Verceles Carr Martina Comin
2021-22 (9) Clara Colombo Kinsey Davis
..... Martina Comin Emalee Frost
..... Kinsey Davis Genesis Gibson
..... Kylie Piringier Halle Rourke
..... Kynsee Roby Emma Spence
..... Caroline Williams Lucy Stanhope
..... Halle Rourke	2024-2025 (16) Reese Baechle
..... Emma Simpton Katelyn Barth
..... Emma Spence Olivia Burns
2022-23 (12) Katelyn Barth Clara Colombo
..... Clara Colombo Martina Comin
..... Martina Comin Kinsey Davis
..... Kinsey Davis Emalee Frost
..... Emalee Frost Allie Gard
..... Allie Gard Genesis Gibson
..... Genesis Gibson Whitney Jencks
..... Lauren Homecillo Halle Rourke
..... Halle Rourke Isabel Sikon
..... Emma Spence Emma Spence
..... Lucy Stanhope Lucy Stanhope
..... Annie Worley Lauren Homecillo
..... Annie Worley Annie Worley
2023-2024 (16) Katelyn Barth	
..... Clara Colombo	

NEBRASKA'S FIRST-TEAM NCAA ALL-AMERICANS



Patty Carmichael-Gerard
1979



Renee Reisdorff
1979



Tami Bair
1989



Michele Bryant
1989 • 1990



Crystal Savage
1989



Shelly Bartlett
1997



Misty Oxford
1997



Heather Brink
1997 • 1999 • 2000




A.J. Lamb
2000 • 2002 • 2003



Gina Bruce
2001 • 2003



Tami Harris
2001 • 2003



Alecia Ingram
2001



Julie Houk
2002 • 2003



Jess Wertz
2002



Richelle Simpson
2003



Libby Landgraf
2004



Kristi Esposito
2004 • 2005



Emily Parsons
2005 • 2006 • 2007 • 2008



Vanessa Meloche
2006



Tricia Woo
2006 • 2007



Michele Zabawa
2007



Desire' Sniatynski
2008



Lora Evenstad
2010 • 2011



Brittany Skinner
2010



Erin Davis
2011



Janelle Giblin
2011 • 2012



Maria Scaffidi
2011



Jamie Schleppenbach
2011 • 2014



Emily Wong
2011 • 2012 • 2013 • 2014



Jessie DeZiel
2012 • 2013 • 2014 • 2015



Hollie Blanske
2014 • 2015 • 2016



Sienna Crouse
2017 • 2018



Taylor Houchin
2018 • 2020

NEBRASKA'S ALL-AMERICANS

NCAA ALL-AMERICANS FIRST TEAM

1979

- Patty Carmichael-Gerard: FX (5th), AA (10th)
- Renee Reisdorff: BB (3rd)

1989

- Tami Bair: V (5th), BB (4th)
- Michele Bryant: UB (7th)
- Crystal Savage: UB (2nd)

1990

- Michele Bryant: V (1st), UB (6th)

1997

- Shelly Bartlett: UB (9th)
- Heather Brink: V (8th)
- Misty Oxford: V (11th), FX (11th)

1999

- Heather Brink: V (12th), FX (4th), AA (5th)

2000

- Heather Brink: V (1st), UB (2nd), FX (8th), AA (5th)
- A.J. Lamb: FX (9th)

2001

- Gina Bruce: V (7th)
- Tami Harris: UB (8th)
- Alecia Ingram: UB (8th), AA (5th)

2002

- Julie Houk: UB (10th)
- A.J. Lamb: V (5th), UB (9th)
- Jess Wertz: V (9th)

2003

- Gina Bruce: V (10th)
- Julie Houk: UB (9th)
- A.J. Lamb: BB (3rd), FX (4th), AA (4th)
- Richelle Simpson: V (6th), UB (2nd), BB (2nd), FX (1st), AA (1st)

2004

- Kristi Esposito: BB (3rd), AA (13th)
- Libby Landgraf: UB (11th)

2005

- Kristi Esposito: BB (2nd)
- Emily Parsons: FX (3rd)

2006

- Vanessa Meloche: UB (10th)
- Emily Parsons: V (4th), FX (6th), AA (6th)
- Tricia Woo: FX (10th)

2007

- Emily Parsons: V (3rd), FX (4th)
- Tricia Woo: BB (13th)
- Michele Zabawa: V (3rd)

2008

- Emily Parsons: BB (2nd)
- Desiré Sniatynski: UB (12th)

2010

- Lora Evenstad: V (3rd)
- Brittany Skinner: V (3rd)

2011

- Erin Davis: V (1st), FX (3rd)
- Lora Evenstad: FX (3rd)
- Janelle Giblin: V (3rd)
- Maria Scaffidi: UB (1st)
- Jamie Schleppenbach: V (3rd)
- Emily Wong: UB (1st)

2012

- Jessie DeZiel: FX (1st), AA (3rd)

- Janelle Giblin: V (2nd)
- Emily Wong: BB (2nd)

2013

- Emily Wong: V (4th), FX (1st), AA (3rd)

2014

- Hollie Blanske: BB (2nd)
- Jessie DeZiel: BB (2nd)
- Jamie Schleppenbach: BB (2nd)
- Emily Wong: BB (2nd), FX (1st)

2015

- Hollie Blanske: FX (2nd)
- Jessie DeZiel: AA (4th)

2016

- Hollie Blanske: V (2nd)

2017

- Sienna Crouse: V (4th)

2018

- Sienna Crouse: FX (3rd)
- Taylor Houchin: V (1st)

SECOND TEAM

1995

- Joy Taylor: UB (15th)

1996

- Kim DeHaan: UB (11th)

1997

- Heather Brink: AA (12th)
- Shelly Bartlett: V (14th), AA (9th)
- Kim DeHaan: UB (14th), FX (16th)
- Misty Oxford: BB (16th)

1998

- Heather Brink: V (14th)

1999

- Misty Oxford: FX (11th), AA (14th)
- Courtney Brown: V (7th), BB (10th), FX (10th)

2000

- Heather Brink: BB (7th)
- Julie Houk: UB (18th)
- Nicole Wilkinson: BB (7th)
- Amy Ringo: FX (10th)

2001

- Bree Dority-O'Callaghan: UB (17th)
- Jen French: BB (13th)
- Julie Houk: UB (13th)

2002

- Tami Harris: UB (18th)
- Libby Landgraf: UB (18th)
- A.J. Lamb: AA (11th)
- Richelle Simpson: V (12th), UB (18th), BB (9th), AA (8th)

2003

- Tami Harris: V (9th), FX (10th)
- Libby Landgraf: UB (10th), FX (10th), AA (14th)
- Jen French: FX (10th)

2004

- Libby Landgraf: V (7th)
- Michele Zabawa: V (7th)
- Jamie Saas: BB (22nd)

2005

- Emily Parsons: V (6th), BB (5th), AA (6th)
- Desiré Sniatynski: UB (8th)
- Michele Zabawa: UB (8th)

2006

- Stephanie Carter: FX (8th)

- Desiré Sniatynski: UB (8th)
- Kylie Stone: V (7th)
- Tricia Woo: BB (5th)
- Michele Zabawa: UB (8th)

2007

- Desiré Sniatynski: UB (8th)
- Michele Zabawa: UB (8th)

2008

- Emily Parsons: AA (8th)

2009

- Kylie Stone: UB (7th)

2010

- Janelle Giblin: UB (7th)
- Kathryn Howard: UB (7th)
- Cassandra Nathe: UB (7th)

2011

- Janelle Giblin: AA (7th)
- Brittnee Habbib: BB (5th)
- Brittany Skinner: BB (5th)
- Maddie Steinauer: BB (5th)

2012

- Jessie DeZiel: V (5th)
- Janelle Giblin: UB (6th)
- Emily Wong: FX (5th), AA (5th)

2013

- Jessie DeZiel: BB (6th), AA (8th)
- Emily Wong: BB (6th)

2014

- Jessie DeZiel: AA (8th)
- Emily Wong: AA (6th)

2015

- Hollie Blanske: AA (8th)
- Jessie DeZiel: V (5th)
- Ashley Lambert: FX (6th)

2016

- Hollie Blanske: FX (7th), AA (5th)

2017

- Danielle Breen: BB (6th)
- Ashley Lambert: V (5th), FX (8th)

2018

- Sienna Crouse: V (5th)
- Taylor Houchin: BB (11th)
- Megan Schwehofer: FX (6th), AA (7th)
- Grace Williams: BB (5th), FX (6th)

2019

- Sienna Crouse: BB (8th), AA (7th)

**Parentheses denotes finish in NCAA Semifinal session*

WCGA REGULAR- SEASON ALL- AMERICANS FIRST TEAM

2013

- Emily Wong (AA, UB, BB, FX)
- Jessie DeZiel (AA, V)

2014

- Emily Wong (AA, FX)

2018

- Sienna Crouse (V)
- Megan Schwehofer (FX)

SECOND TEAM

2013

- Janelle Giblin (UB)

2014

- Jessie DeZiel (V)
- Emily Wong (UB, BB)

2015

- Hollie Blanske (AA)
- Jessie DeZiel (AA, V)

2016

- Hollie Blanske (AA)

2018

- Sienna Crouse (UB)

2019

- Taylor Houchin (UB)

2020

- Taylor Houchin (V)

ALL-AMERICANS BY CAREER TOTALS

A total of 51 Nebraska gymnasts have earned 166 All-America awards for the Huskers.

Heather Brink.....	11
Emily Parsons.....	11
Emily Wong	11
Jessie DeZiel	9
Richelle Simpson	9
A.J. Lamb	7
Hollie Blanske	6
Libby Landgraf.....	6
Sienna Crouse	5
Janelle Giblin.....	5
Misty Oxford.....	5
Michele Zabawa	5
Tami Harris.....	4
Julie Houk.....	4
Desiré Sniatynski.....	4
Shelly Bartlett	3
Michele Bryant.....	3
Courtney Brown.....	3
Kim DeHaan	3
Kristi Esposito	3
Ashley Lambert.....	3
Tricia Woo.....	3
Tami Bair.....	2
Gina Bruce.....	2
Patty Carmichael-Gerard.....	2
Erin Davis.....	2
Lora Evenstad.....	2
Jen French.....	2
Taylor Houchin	2
Alecia Ingram	2
Jamie Schleppenbach	2
Megan Schwehofer.....	2
Brittany Skinner	2
Kylie Stone	2
Grace Williams.....	2
Danielle Breen	1
Stephanie Carter	1
Bree Dority-O'Callaghan	1
Brittnee Habbib	1
Kathryn Howard.....	1
Vanessa Meloche.....	1
Kassandra Nathe	1
Renee Reisdorff	1
Amy Ringo	1
Jamie Saas.....	1
Crystal Savage	1
Maria Scaffidi	1
Maddie Steinauer	1
Joy Taylor	1
Jess Wertz	1
Nicole Wilkinson.....	1

NEBRASKA'S CONFERENCE CHAMPIONS

BIG EIGHT CONFERENCE CHAMPIONS

YEAR	CHAMPION	SCORE	NU FINISH(SCORE)
1975.....	Iowa State.....	98.880.....	4th (70.670)
1976.....	Colorado.....	99.150.....	5th (79.200)
1977.....	Iowa State.....	123.050.....	2nd (116.20)
1978.....	Nebraska.....	130.750.....	1st
1979.....	Nebraska.....	132.550.....	1st
1980.....	Nebraska.....	140.550.....	1st
1981.....	Oklahoma State.....	144.200.....	3rd (136.450)
1982.....	Nebraska.....	143.900.....	1st
1983.....	Nebraska.....	180.300.....	1st
1984.....	Oklahoma.....	179.050.....	2nd (176.700)
1985.....	Oklahoma.....	183.950.....	2nd (182.950)
1986.....	Oklahoma.....	181.150.....	3rd (179.950)
1987.....	Nebraska.....	185.450.....	1st
1988.....	Nebraska.....	188.350.....	1st
1989.....	Nebraska.....	194.250.....	1st
1990.....	Nebraska.....	191.050.....	1st
1991.....	Oklahoma.....	191.150.....	2nd (189.900)
1992.....	Missouri.....	190.900.....	2nd (189.950)
1993.....	Oklahoma.....	194.450.....	2nd (193.300)
1994.....	Nebraska.....	193.600.....	1st
1995.....	Nebraska.....	194.450.....	1st
1996.....	Nebraska.....	195.050.....	1st

BIG 12 CONFERENCE CHAMPIONS

YEAR	CHAMPION	SCORE	NU FINISH(SCORE)
1997.....	Nebraska.....	196.200.....	1st
1998.....	Nebraska.....	196.550.....	1st
1999.....	Nebraska.....	196.750.....	1st
2000.....	Iowa State.....	196.775.....	2nd (196.750)
2001.....	Nebraska.....	197.650.....	1st
2002.....	Nebraska.....	196.725.....	1st
2003.....	Nebraska.....	197.500.....	1st
2004.....	Oklahoma.....	196.950.....	4th (196.175)
2005.....	Nebraska.....	196.650.....	1st
2006.....	Iowa State.....	196.425.....	2nd (196.275)
2007.....	Nebraska.....	196.475.....	1st
2008.....	Oklahoma.....	195.875.....	4th (194.975)
2009.....	Oklahoma.....	196.125.....	2nd (196.075)
2010.....	Oklahoma.....	197.175.....	2nd (196.625)
2011.....	Nebraska.....	196.775.....	1st

BIG TEN CONFERENCE CHAMPIONSHIP MEET

YEAR	CHAMPION	SCORE	NU FINISH(SCORE)
2012.....	Nebraska.....	197.100.....	1st
2013.....	Nebraska.....	197.800.....	1st
2014.....	Michigan.....	197.550.....	2nd (196.950)
2015.....	Michigan.....	197.825.....	3rd (196.875)
2016.....	Michigan.....	197.125.....	2nd (196.900)
2017.....	Michigan.....	197.300.....	4th (196.475)
2018.....	Michigan.....	197.200.....	2nd (196.950)
2019.....	Michigan.....	197.400.....	3rd (196.550)
2020.....	No Championship Held.....	(COVID-19 pandemic)	
2021.....	Minnesota.....	197.750.....	9th (195.175)
2022.....	Michigan.....	198.200.....	6th (196.450)
2023.....	Michigan.....	198.000.....	6th (196.275)

BIG TEN REGULAR SEASON CHAMPIONS

YEAR	CHAMPION	RECORD	HEAD COACH
2013.....	Michigan.....	6-1.....	Bev Plocki
.....	Minnesota.....	6-1.....	Meg Stephenson
2014.....	Nebraska.....	6-1.....	Dan Kendig
.....	Minnesota.....	6-1.....	Meg Stephenson
2015.....	Michigan.....	9-0.....	Bev Plocki
2016.....	Minnesota.....	9-0.....	Jenny Hansen
2017.....	Nebraska.....	8-1.....	Dan Kendig
.....	Michigan.....	8-1.....	Bev Plocki
2018.....	Michigan.....	8-1.....	Bev Plocki
2019.....	Michigan.....	9-0.....	Bev Plocki
2020.....	Michigan.....	9-0.....	Bev Plocki
2021.....	Iowa.....	9-0.....	Larissa Libby
2022.....	Michigan.....	9-0.....	Bev Plocki
2023.....	Michigan/Michigan St.....	8-1.....	Bev Plocki/Mike Rowe

VAULT

1978.....	Peggy Liddick.....	18.725
1983.....	Kim Grabowski.....	18.80
1984.....	Renee Gould.....	18.90
1990.....	Michele Bryant.....	9.80
1995.....	Martha Jenkins.....	9.925
1996.....	Joy Taylor.....	9.90
1998.....	Heather Brink.....	9.95
1999.....	Courtney Brown.....	9.925
2000.....	Heather Brink.....	9.975
2001.....	Jess Wertz.....	9.875
2002.....	A.J. Lamb.....	9.90
.....	Jess Wertz.....	9.90
2003.....	A.J. Lamb.....	9.90
.....	Richelle Simpson.....	9.90
2006.....	Emily Parsons.....	9.90
2007.....	Emily Parsons.....	9.95
2010.....	Erin Davis.....	9.90
.....	Lora Evenstad.....	9.90
.....	Maddie Steinauer.....	9.90
2011.....	Erin Davis.....	9.925
2013.....	Hollie Blanske.....	9.95
.....	Jessie DeZiel.....	9.95
.....	Janelle Giblin.....	9.95
.....	Brittany Skinner.....	9.95
2016.....	Hollie Blanske.....	9.975
2018.....	Taylor Houchin.....	9.90

BARS

1980.....	Patty Carmichael-Gerard.....	17.90
1989.....	Jane Clemons.....	9.85
1990.....	Jane Clemons.....	9.85
.....	Lisa McCrady.....	9.85
1993.....	Jennifer Hawkinson.....	9.85
1994.....	Martha Jenkins.....	9.90
1996.....	Kim DeHaan.....	9.90
1997.....	Shelly Bartlett.....	9.925
.....	Heather Brink.....	9.925
1998.....	Heather Brink.....	9.925
2000.....	Julie Houk.....	9.925
2001.....	Bree Dority-O'Callaghan.....	10.00
2003.....	Tami Harris.....	9.95
.....	Julie Houk.....	9.95
2004.....	Kristi Esposito.....	9.90
2005.....	Michele Zabawa.....	9.90
2006.....	Desiré Sniatynski.....	9.85
.....	Vanessa Meloche.....	9.85
2007.....	Michele Zabawa.....	9.90
2009.....	Brittney Williams.....	9.85
2011.....	Maria Scaffidi.....	9.90
2012.....	Lora Evenstad.....	9.925
2013.....	Emily Wong.....	9.925
2015.....	Jennie Laeng.....	9.95

BEAM

1979.....	Renee Reisdorff.....	17.05
1980.....	Renee Reisdorff.....	18.70
1985.....	Janet Holling.....	9.40
1989.....	Michele Bryant.....	9.80
1992.....	Martha Jenkins.....	9.80
1994.....	Shelly Bartlett.....	9.90
1996.....	Joy Taylor.....	9.85
1997.....	Shelly Bartlett.....	9.925
1999.....	Courtney Brown.....	9.925
2001.....	Bree Dority-O'Callaghan.....	9.95
.....	A.J. Lamb.....	9.95
2002.....	Richelle Simpson.....	9.95
2003.....	Richelle Simpson.....	9.975
2006.....	Emily Parsons.....	9.90
2007.....	Emily Parsons.....	9.95
2008.....	Tricia Woo.....	9.90

2012.....	Emily Wong.....	9.90
2013.....	Jennifer Lauer.....	9.90
.....	Emily Wong.....	9.90
2014.....	Emily Wong.....	9.95
2016.....	Grace Williams.....	9.925
2018.....	Grace Williams.....	9.90

FLOOR

1979.....	Patty Carmichael-Gerard.....	17.65
1980.....	Renee Reisdorff.....	18.55
1983.....	Terri Furman.....	18.85
1984.....	Terri Furman.....	18.70
1990.....	Lisa McCrady.....	9.80
1995.....	Kim DeHaan.....	9.95
1996.....	Kim DeHaan.....	9.85
1998.....	Misty Oxford.....	9.90
1999.....	Heather Brink.....	9.925
2000.....	Heather Brink.....	9.95
2002.....	Richelle Simpson.....	9.95
2003.....	Richelle Simpson.....	9.95
2005.....	Richelle Simpson.....	9.90
2007.....	Emily Parsons.....	9.90
2010.....	Erin Davis.....	9.90
.....	Jessie DeZiel.....	9.90
2012.....	Jessie DeZiel.....	9.90
.....	Lora Evenstad.....	9.90
.....	Emily Wong.....	9.90
2013.....	Emily Wong.....	9.975
2014.....	Emily Wong.....	10.00
2018.....	Megan Schwehofer.....	9.95

ALL-AROUND

1980.....	Renee Reisdorff.....	36.600
1983.....	Kim Grabowski.....	37.000
1989.....	Michele Bryant.....	38.900
.....	Lisa McCrady.....	38.900
1990.....	Jane Clemons.....	38.500
1991.....	Lisa McCrady.....	38.850
1992.....	Martha Jenkins.....	38.400
1993.....	Jennifer Hawkinson.....	39.150
1994.....	Jennifer Hawkinson.....	38.925
1995.....	Martha Jenkins.....	39.000
1996.....	Joy Taylor.....	39.375
1997.....	Shelly Bartlett.....	39.375
1998.....	Heather Brink.....	39.575
1999.....	Heather Brink.....	39.375
.....	Misty Oxford.....	39.375
2003.....	Richelle Simpson.....	39.800
2005.....	Richelle Simpson.....	39.525
2007.....	Emily Parsons.....	39.650
2012.....	Emily Wong.....	39.600
2013.....	Emily Wong.....	39.725
2018.....	Megan Schwehofer.....	39.525

NEBRASKA'S ALL-TIME CONFERENCE HONORS

ALL-BIG EIGHT

All-Big Eight honors were awarded to the top four finishers on each event and in the all-around at the Big Eight Championships until 1988, when it was increased to include the top six finishers.

YEAR	GYMNAST
1978.....	Peggy Liddick
1979.....	Reenee Reisdorff
.....	Patty Carmichael-Gerard
1980.....	Patty Carmichael-Gerard
.....	Debbie Harrison
.....	Sue Litrenta
.....	Reenee Reisdorff
1981.....	Kim Grabowski
1982.....	Reenee Bosle
.....	Pam Bussard
.....	Terri Furman
.....	Kim Grabowski
.....	Debbie Harrison
1983.....	Kim Grabowski
.....	Terri Furman
.....	Jodie Twoey
1984.....	Reenee Bosle
.....	Terri Furman
.....	Reenee Gould
.....	Kim Grabowski
1985.....	Terri Furman
.....	Janet Holling
.....	Racine Smith
1986.....	Cathy Cassanos
.....	Jeaneane Smith
1987.....	Michele Bryant
.....	Jeaneane Smith
.....	Racine Smith
1988.....	Tami Bair
.....	Michele Bryant
.....	Lisa McCrady
.....	Mary Ocel
.....	Crystal Savage
.....	Jeaneane Smith
1989.....	Tami Bair
.....	Michele Bryant
.....	Angie Burdette
.....	Jane Clemons
.....	Lisa McCrady
.....	Crystal Savage
.....	Laura Saviski
.....	Jeaneane Smith
1990.....	Tami Bair
.....	Michele Bryant
.....	Angie Burdette
.....	Jane Clemons
.....	Lisa McCrady
1991.....	Debbie Bryan
.....	Lisa McCrady
.....	CeCe Ocel
.....	Shelly Pendley
1992.....	Kristi Camp
.....	Nicole Duval
.....	Martha Jenkins
.....	CeCe Ocel
.....	Lori Phillips
1993.....	Nicole Duval
.....	Jennifer Hawkinson
.....	Martha Jenkins
.....	CeCe Ocel
.....	Lori Phillips
1994.....	Shelly Bartlett
.....	Kristi Camp
.....	Kim DeHaan
.....	Jennifer Hawkinson
.....	Martha Jenkins
.....	Lori Phillips
.....	Joy Taylor
1995.....	Shelly Bartlett
.....	Kim DeHaan
.....	Nicole Duval
.....	Martha Jenkins

ALL-BIG 12

All-Big 12 honors were awarded to the top four finishers in the all-around and on each event at the Big 12 Championships. Beginning in 2008, the All-Big 12 Team was chosen prior to the conference meet based on the top four conference performers' national rankings, while an All-Big 12 Championship Team was created to honor the top four finishers on each event and the all-around at the Big 12 Championships.

YEAR	GYMNAST (EVENT)
1997.....	Shelly Bartlett
.....	(UB-1st, BB-1st, FX-4th, AA-1st)
.....	Heather Brink (UB-1st, AA-3rd)
.....	Courtney Brown (BB-3rd)
.....	Kim DeHaan (UB-3rd, FX-4th)
.....	Laurie McLaughlin (BB-3rd)
.....	Misty Oxford (V-2nd)
.....	Nicole Wilkinson (V-2nd)
1998.....	Heather Brink
.....	(V-1st, UB-1st, FX-2nd, AA-1st)
.....	Courtney Brown (V-1st, BB-1st)
.....	Misty Oxford (UB-4th, FX-1st, AA-2nd)
.....	Nicole Wilkinson (V-2nd, UB-2nd, BB-4th, AA-4th)
1999.....	Heather Brink
.....	(V-3rd, UB-3rd, FX-1st, AA-1st)
.....	Courtney Brown (V-1st, BB-1st)
.....	Laurie McLaughlin (UB-3rd)
.....	Misty Oxford (FX-2nd, AA-1st)
2000.....	Heather Brink
.....	(V-1st, BB-2nd, FX-1st, AA-4th)
.....	Laura Goss (V-2nd, BB-3rd)
.....	Julie Houk (UB-1st)
.....	A.J. Lamb (V-4th, FX-3rd)
.....	Nicole Wilkinson (BB-3rd)
2001.....	Jen French (BB-4th)
.....	Tami Harris (UB-2nd)
.....	Julie Houk (UB-2nd)
.....	Alecia Ingram (V-4th, UB-2nd)
.....	A.J. Lamb (BB-1st, FX-4th)
.....	Libby Landgraf (FX-4th)
.....	Bree Dority O'Callaghan (UB-1st, BB-1st)
.....	Jess Wertz (V-1st)
2002.....	Carrie Gloudemans (FX-3rd)
.....	Tami Harris (BB-4th)
.....	A.J. Lamb (V-1st, FX-3rd)
.....	Richelle Simpson (BB-1st, UB-3rd, FX-1st, AA-8th)
.....	Jess Wertz (V-1st)
2003.....	Jen French (BB-3rd)
.....	Tami Harris (UB-1st)
.....	Julie Houk (UB-1st)
.....	A.J. Lamb (V-1st, FX-2nd)
.....	Libby Landgraf (BB-3rd, AA-3rd)
.....	Richelle Simpson (V-1st, BB-1st, FX-1st, AA-1st)
2004.....	Gina Bruce (V-4th)
.....	Libby Landgraf (V-4th, AA-4th)
.....	Kristi Esposito (UB-1st)
.....	Michele Zabawa (UB-4th)
2005.....	Richelle Simpson
.....	(V-2nd, UB-4th, BB-1st, FX-1st, AA-1st)
.....	Emily Parsons (V-2nd, BB-1st)
.....	Jamie Saas (FX-3rd)
2006.....	Emily Parsons
.....	(V-1st, BB-1st, FX-2nd, AA-2nd)
.....	Stephanie Carter (V-3rd)

.....	Joy Taylor
1996.....	Shelly Bartlett
.....	Kim DeHaan
.....	Misty Oxford
.....	Joy Taylor
.....	Kylie Stone (AA-4th)
.....	Desiré Sniatynski (UB-1st)
.....	Vanessa Meloche (UB-1st)
.....	Tricia Woo (BB-3rd)
2007.....	Emily Parsons
.....	(V-1st, UB-4th, BB-1st, FX-1st, AA-1st)
.....	Stephanie Carter (UB-4th)
.....	Michele Zabawa (UB-1st)
.....	Desiré Sniatynski (UB-4th)
.....	Brittney Williams (UB-4th)
.....	Kylie Stone (V-4th)
.....	Kathryn Howard (BB-3rd)
2008.....	Emily Parsons (V, BB, FX)
.....	Desiré Sniatynski (UB)
.....	Tricia Woo (BB)
2009.....	Erin Davis (V)
.....	Kylie Stone (V, FX)
.....	Brittney Williams (UB)
.....	Tricia Woo (BB, FX)
2010.....	Erin Davis (V)
.....	Lora Evenstad (FX)
2011.....	Erin Davis (V)
.....	Lora Evenstad (V, FX)
.....	Janelle Giblin (UB)
.....	Jamie Schleppenbach (V)

ALL-BIG 12 CHAMPIONSHIP TEAM

YEAR	GYMNAST (EVENT)
2008.....	Emily Parsons
.....	(V-2nd, BB-4th, AA-2nd)
.....	Desiré Sniatynski (UB-3rd, AA-4th)
.....	Tricia Woo (BB-1st, FX-3rd)
2009.....	Lora Evenstad (FX-2nd)
.....	Kassandra Nathe (V-3rd)
.....	Kylie Stone (AA-3rd, FX-2nd)
.....	Brittney Williams (UB-1st)
2010.....	Erin Davis (V-1st)
.....	Lora Evenstad (V-1st, UB-3rd, FX-1st)
.....	Kassandra Nathe (BB-2nd)
.....	Maria Scaffidi (AA-2nd)
.....	Maddie Steinauer (V-1st)
2011.....	Erin Davis (V-1st)
.....	Lora Evenstad (UB-2nd, FX-3rd)
.....	Janelle Giblin (V-4th)
.....	Maria Scaffidi (UB-1st)
.....	Jamie Schleppenbach (V-4th)
.....	Brittany Skinner (UB-2nd)
.....	Maddie Steinauer (FX-4th)
.....	Emily Wong (BB-3rd)

ALL-BIG TEN

All-Big Ten honors featured the top-six performers in the all-around and the top six in each of the four events, based on the athlete's regional qualifying average. Beginning in 2017, All-Big Ten teams were determined using the Regional Qualifying Scores from RoadToNationals.com. The top 15 individuals are taken from each event and the AA, and using a point system, the top-15 point-getters (ties included) receive first-team honors and the next 15 receive second-team honors.

YEAR	GYMNAST (TEAM)
2012.....	Jessie DeZiel (1st)
.....	Lora Evenstad (1st)
.....	Janelle Giblin (1st)
.....	Emily Wong (1st)
.....	Jamie Schleppenbach (2nd)
2013.....	Jessie DeZiel (1st)
.....	Janelle Giblin (1st)
.....	Emily Wong (1st)
.....	Jennifer Lauer (1st)
.....	Brittany Skinner (2nd)
2014.....	Hollie Blanske (2nd)
.....	Jessie DeZiel (1st)
.....	Emily Wong (1st)

2015.....	Hollie Blanske (1st)
.....	Jessie DeZiel (1st)
.....	Ashley Lambert (2nd)
.....	Desiré Stephens (2nd)
2016.....	Hollie Blanske (1st)
.....	Grace Williams (1st)
.....	Danielle Breen (2nd)
.....	Jennie Laeng (2nd)
2017.....	Taylor Houchin (1st)
.....	Jennie Laeng (1st)
.....	Ashley Lambert (1st)
.....	Danielle Breen (2nd)
.....	Sienna Crouse (2nd)
.....	Megan Schwehofer (2nd)
2018.....	Sienna Crouse (1st)
.....	Abbie Epperson (1st)
.....	Megan Schwehofer (1st)
.....	Grace Williams (1st)
.....	Taylor Houchin (2nd)
2019.....	Sienna Crouse (1st)
.....	Sierra Hassel (1st)
.....	Taylor Houchin (1st)
.....	Adnerys De Jesus (2nd)
2020.....	Adnerys De Jesus (1st)
.....	Sierra Hassel (1st)
.....	Taylor Houchin (1st)
.....	Kylie Piring (2nd)
2021.....	Kaitlyn Higgins (1st)
.....	Anika Dujakovich (2nd)
2022.....	Kinsey Davis (1st)
2023.....	Emma Spence (1st)
.....	Kinsey Davis (2nd)
.....	Sophia McClelland (2nd)
2024.....	Emma Spence (1st)
.....	Sophia McClelland (2nd)
.....	Kinsey Davis (2nd)

ALL-BIG TEN CHAMPIONSHIP TEAM

All-Big Ten Championship Team honors the top three finishers on each event and the all-around at the Big Ten Championships.

YEAR	GYMNAST (EVENT)
2012.....	Jessie DeZiel (FX-1st, AA-2nd)
.....	Lora Evenstad (UB-1st, FX-1st)
.....	Janelle Giblin (UB-2nd)
.....	Jamie Schleppenbach (V-2nd)
.....	Emily Wong (V-2nd, BB-1st, FX-1st, AA-1st)
2013.....	Hollie Blanske (V-1st)
.....	Jessie DeZiel (V-1st, FX-2nd, AA-2nd)
.....	Janelle Giblin (V-1st)
.....	Jennifer Lauer (BB-1st)
.....	Kassandra Nathe (UB-2nd)
.....	Brittany Skinner (V-1st)
.....	Emily Wong (UB-1st, BB-1st, FX-1st, AA-1st)
2014.....	Hollie Blanske (BB-2nd, FX-3rd, AA-2nd)
.....	Jessie DeZiel (V-3rd, UB-2nd)
.....	Emily Wong (BB-1st, FX-1st)
2015.....	Jennie Laeng (UB-1st)
2016.....	Danielle Breen (UB-3rd, AA-2nd)
.....	Hollie Blanske (V-1st)
.....	Sienna Crouse (UB-3rd)
.....	Jennie Laeng (UB-3rd)
.....	Grace Williams (UB-3rd, BB-1st)
2017.....	Sienna Crouse (V-3rd)
.....	Taylor Houchin (V-3rd)
.....	Jennie Laeng (UB-2nd)
2018.....	Sienna Crouse (UB-4th)
.....	Taylor Houchin (V-1st, BB-4th)
.....	Megan Schwehofer (FX-1st, AA-1st)
.....	Grace Williams (BB-1st)
2019.....	Sienna Crouse (BB-2nd)
.....	Taylor Houchin (UB-2nd)

NEBRASKA'S ALL-TIME CONFERENCE HONORS

2020.....No Championship Held
2021.....Kaitlyn Higgins (BB-3rd)
2024.....Emma Spence
.....(UB-1st, FX-1st, AA-1st)
.....Csenge Bácskay (V-1st)
.....Martina Comin (FX-T1st)
.....Sophia McClelland (FX-T1st)

NEBRASKA'S ALL-TIME CONFERENCE HONORS

BIG 12 GYMNAST OF THE YEAR

2000.....	Heather Brink
2001.....	Alecia Ingram
2003.....	Richelle Simpson
2007.....	Emily Parsons
2009.....	Kylie Stone

BIG TEN GYMNAST OF THE YEAR

2014.....	Emily Wong
-----------	------------

BIG EIGHT NEWCOMER OF THE YEAR

1994.....	Kim DeHaan
1996.....	Misty Oxford

BIG 12 NEWCOMER OF THE YEAR

1997.....	Heather Brink
1999.....	Bree Dority-O'Callaghan
2000.....	A.J. Lamb
2001.....	Alecia Ingram
2005.....	Emily Parsons
2009.....	Lora Evenstad

BIG TEN FRESHMAN OF THE YEAR

2012.....	Jessie DeZiel
2017.....	Taylor Houchin

BIG 12 SPECIALIST OF THE YEAR

2011.....	Erin Davis
-----------	------------

BIG 12 GYMNAST OF THE WEEK

1998.....	Heather Brink (1/20)
.....	Misty Oxford (2/3)
1999.....	Misty Oxford (3/16)
.....	Laurie McLaughlin (3/2)
.....	Courtney Brown (2/23)
2000.....	Heather Brink (1/18, 2/16, 2/29, 3/7)
.....	A.J. Lamb (2/1)
2001.....	Alecia Ingram (1/16, 2/13)
.....	Amy Ringo (1/23)
.....	Tami Harris (3/7)
.....	Jess Wertz (3/27)
2002.....	Tami Harris (2/19)
2003.....	A.J. Lamb (1/28)
.....	Richelle Simpson (2/4, 2/18, 2/25, 3/18, 3/25)
2004.....	Libby Landgraf (1/20)
2005.....	Richelle Simpson (1/25, 3/1, 3/15)
.....	Emily Parsons (2/8, 2/22)
2006.....	Emily Parsons (1/10, 1/17, 1/31, 2/7)
2007.....	Desiré Sniatynski (1/31)
.....	Emily Parsons (2/20, 2/27, 3/7, 3/13)
2008.....	Desiré Sniatynski (1/15, 2/26)
.....	Emily Parsons (1/29, 3/18)
2009.....	Kylie Stone (1/20, 1/27, 2/3, 2/24)
2010.....	Maria Scaffidi (3/23)
2011.....	Lora Evenstad (2/1)

BIG TEN GYMNAST OF THE WEEK

2012.....	Jessie DeZiel (1/16, 2/20)
.....	Lora Evenstad (1/23)
.....	Jamie Schleppebach (3/12)
2013.....	Jessie DeZiel (2/11, 3/11)
.....	Janelle Giblin (2/4, 2/11, 3/11)
.....	Emily Wong (1/21, 2/25)
2014.....	Jessie DeZiel (2/24)
.....	Emily Wong (1/13, 2/10, 3/3, 3/10, 3/17)
2015.....	Hollie Blanske (1/19)
.....	Jessie DeZiel (3/9)
2016.....	Jennie Laeng (1/11)
.....	Hollie Blanske (1/25)
2017.....	Taylor Houchin (2/27)
.....	Jennie Laeng (3/13)
2018.....	Sienna Crouse (2/19)
2019.....	Sienna Crouse (3/19)
.....	Taylor Houchin (1/22)
2024.....	Emma Spence (3/15)

BIG 12 NEWCOMER OF THE WEEK

2011.....	Jamie Schleppebach (3/8, 3/15)
-----------	--------------------------------

BIG TEN FRESHMAN OF THE WEEK

2012.....	Jessie DeZiel (1/16, 1/23, 1/30, 2/6, 2/13, 2/20, 3/5, 3/12, 3/19)
2015.....	Grace Williams (2/23, 3/2)
2017.....	Taylor Houchin (1/16, 2/6, 2/27)
2018.....	Kynsee Roby (1/16)
2019.....	Adnerys De Jesus (2/5)

BIG 12 SPECIALIST OF THE WEEK

2007.....	Emily Parsons (1/9, 1/23, 2/6)
.....	Kylie Stone (2/13)
.....	Stephanie Carter (3/13, 3/26)
2008.....	Tricia Woo (1/15, 2/5, 2/26)
2009.....	Lora Evenstad (3/10)
.....	Tricia Woo (1/27, 2/10, 2/24, 3/18)
2010.....	Erin Davis (1/19, 3/16)
.....	Kylie Stone (2/2)

2011.....	Erin Davis (1/25, 2/1, 2/8, 3/1, 3/8)
-----------	---------------------------------------

BIG TEN SPECIALIST OF THE WEEK

2014.....	Jennifer Lauer (2/10)
2015.....	Ashley Lambert (1/26, 2/13)
.....	Jennifer Lauer (2/16)
2016.....	Jennie Laeng (2/1)
2017.....	Ashley Lambert (2/6, 2/13)
2018.....	Sienna Crouse (1/22, 1/29)
.....	Taylor Houchin (3/6)
.....	Grace Williams (2/5)
2019.....	Sierra Hassel (3/19)
.....	Megan Schwehofer (1/22)
2020.....	Megan Verceles Carr (1/28)
.....	Sierra Hassel (1/18)
2024.....	Kinsey Davis (1/12, 2/10)

BIG EIGHT GYMNAST OF THE MONTH

1993.....	Nicole Duval (January)
.....	Jennifer Hawkinson (February)
.....	Jennifer Hawkinson (March)
1994.....	Joy Taylor (January)
.....	Kim DeHaan (February)
.....	Jennifer Hawkinson (March)
1995.....	Shelly Bartlett (January)
.....	Kim DeHaan (February)
1996.....	Shelly Bartlett (January)

BIG EIGHT COACH OF THE YEAR

1987.....	Rick Walton
1989.....	Rick Walton
1994.....	Dan Kendig
1995.....	Dan Kendig
1996.....	Dan Kendig

BIG 12 COACH OF THE YEAR

1997.....	Dan Kendig
1998.....	Dan Kendig
2000.....	Dan Kendig
2003.....	Dan Kendig
2007.....	Dan Kendig
2009.....	Dan Kendig
2011.....	Dan Kendig

BIG TEN COACH OF THE YEAR

2012.....	Dan Kendig
-----------	------------

BIG TEN SPORTSMANSHIP AWARD

2012.....	Emily Wong
2013.....	Emily Wong
2014.....	Emily Wong
2015.....	Desiré Stephens
2016.....	Danielle Breen
2017.....	Catelyn Orel
2018.....	Kelli Chung
2019.....	Megan Verceles Carr
2020.....	Sierra Hassel
2021.....	Anika Dujakovich
2022.....	Kinsey Davis
2023.....	Kathryn Thaler
2024.....	Cecelia Ossi

BIG 12 SPORTSPERSON OF THE YEAR

2005.....	Richelle Simpson
-----------	------------------

BIG 12 POSTGRADUATE SCHOLARSHIP

1997.....	Shelly Bartlett
2005.....	Richelle Simpson

BIG TEN POSTGRADUATE SCHOLARSHIP

2014.....	Emily Wong
2015.....	Amanda Lauer
2015.....	Jennifer Lauer
2017.....	Jennie Laeng
2018.....	Danielle Breen

ACADEMIC ALL-BIG EIGHT

1986.....	Janet Holling
1987.....	Tami Bair
.....	Mary Ocel
.....	Crystal Savage
1988.....	Tami Bair
.....	Mary Ocel
1989.....	Angie Burdette
.....	Jane Clemons
1990.....	Tami Bair
.....	Angie Burdette
.....	Jane Clemons
.....	Nita Lichtenstein
.....	Lisa McCrady
1991.....	Nita Lichtenstein
.....	Lisa McCrady
.....	CeCe Ocel
1992.....	Cindy Carvajal
.....	CeCe Ocel
.....	Lori Phillips
1993.....	Kristi Camp

.....	Nicole Duval
.....	Jennifer Hawkinson
.....	Martha Jenkins
.....	Lori Phillips
.....	Joy Taylor
1994.....	Shelly Bartlett
.....	Kristi Camp
.....	Kim DeHaan
.....	Nicole Duval
.....	Martha Jenkins
.....	Lori Phillips
.....	Joy Taylor
1995.....	Shelly Bartlett
.....	Kristi Camp
.....	Kim DeHaan
.....	Nicole Duval
.....	Jennifer Hawkinson
.....	Martha Jenkins
.....	Joy Taylor
1996.....	Shelly Bartlett
.....	Kim DeHaan
.....	Laurie McLaughlin
.....	Misty Oxford
.....	Joy Taylor

FIRST-TEAM ACADEMIC ALL-BIG 12

1997.....	Shelly Bartlett
.....	Kim DeHaan
.....	Laurie McLaughlin
.....	Laura Ohlendorf
.....	Misty Oxford
1998.....	Courtney Brown
.....	Alisha Lamb
.....	Arica Lamb
.....	Laurie McLaughlin
.....	Laura Ohlendorf
.....	Misty Oxford
.....	Nicole Wilkinson
1999.....	Courtney Brown
.....	Bree Dority
.....	Laura Goss
.....	Laurie McLaughlin
.....	Laura Ohlendorf
.....	Misty Oxford
.....	Jessica Swift
2000.....	Heather Brink
.....	Laura Goss
.....	Arica Lamb
.....	Nicole Wilkinson
2001.....	Jen French
.....	A.J. Lamb
.....	Bree Dority-O'Callaghan
.....	Jess Wertz
2002.....	Gina Bruce
.....	Jen French
.....	Tami Harris
.....	A.J. Lamb
.....	Libby Landgraf
.....	Jess Wertz
2003.....	Gina Bruce
.....	Jen French
.....	Carrie Gloudeans
.....	Libby Landgraf
.....	Jamie Saas
.....	Richelle Simpson
.....	Jess Wertz
2004.....	Libby Landgraf
.....	Jamie Saas
.....	Gina Bruce
.....	Tiffany Byrd
.....	Stephanie Carter
2005.....	Jamie Saas
.....	Richelle Simpson
.....	Stephanie Carter
.....	Kristi Esposito
2006.....	Stephanie Carter
.....	Michele Zabawa
2007.....	Stephanie Carter
.....	Michele Zabawa
2008.....	Kathryn Howard
2009.....	Kathryn Howard
.....	Tricia Woo
2010.....	Lora Evenstad
.....	Mary Ocel
.....	Kristin Fyffe
.....	Brittnee Habbib
.....	Kathryn Howard
.....	Kassandra Nathe
.....	Kylie Stone
2011.....	Lora Evenstad
.....	Janelle Giblin
.....	Maria Scaffidi
.....	Maddie Steinauer

SECOND-TEAM ACADEMIC ALL-BIG EIGHT

1989.....	Laura Savis
-----------	-------------

SECOND-TEAM

ACADEMIC ALL-BIG 12

2000.....	Amy Ringo
2001.....	Amy Ringo
2002.....	Laura Goss
2003.....	Tami Harris
.....	A.J. Lamb
2007.....	Vanessa Meloche
2009.....	Kylie Stone
2010.....	Maria Scaffidi
2011.....	Erin Davis
.....	Brittnee Habbib
.....	Stephanie Seich

ACADEMIC ALL-BIG TEN

2012.....	Deanna Barmore
.....	Lora Evenstad
.....	Janelle Giblin
.....	Jamie Schleppebach
.....	Emily Wong
2013.....	Jessie DeZiel
.....	Janelle Giblin
.....	Kailyn Hawkins
.....	Amanda Lauer
.....	Jennifer Lauer
.....	Kassandra Nathe
.....	Jamie Schleppebach
.....	Desiré Stephens
.....	Emily Wong
2014.....	Jordyn Beck
.....	Hollie Blanske
.....	Jessie DeZiel
.....	Amanda Lauer
.....	Jennifer Lauer
.....	Desiré Stephens
.....	Emily Wong
2015.....	Hollie Blanske
.....	Jessie DeZiel
.....	Jennie Laeng
.....	Ashley Lambert
.....	Amanda Lauer
.....	Jennifer Lauer
.....	Ariel Martin
.....	Madison McConkey
.....	Desiré Stephens
2016.....	Danielle Breen
.....	Hollie Blanske
.....	Jennie Laeng
.....	Ashley Lambert
.....	Madison McConkey
.....	Grace Williams
2017.....	Danielle Breen
.....	Kelli Chung
.....	Sienna Crouse
.....	Megan Kuo
.....	Jennie Laeng
.....	Ashley Lambert
.....	Megan Schwehofer
.....	Kami Shows
.....	Grace Williams
2018.....	Danielle Breen
.....	Sienna Crouse
.....	Kelli Chung
.....	Abbie Epperson
.....	Sierra Hassel
.....	Taylor Houchin
.....	Catelyn Orel
.....	Megan Schwehofer
.....	Grace Williams
2019.....	Kelli Chung
.....	Sienna Crouse
.....	Anika Dujakovich
.....	Sierra Hassel
.....	Taylor Houchin
.....	Catelyn Orel
.....	Kynsee Roby
.....	Megan Schwehofer
.....	Rachel Thompson
2020.....	Anika Dujakovich
.....	Sierra Hassel
.....	Taylor Houchin
.....	Abby Johnston
.....	Kaylee Quinn
.....	Kynsee Roby
.....	Megan Verceles Carr
2021.....	Clara Colombo
.....	Anika Dujakovich
.....	Kylie Piring
.....	Kynsee Roby
.....	Kathryn Thaler
2022.....	Clara Colombo
.....	Martina Comin
.....	Kinsey Davis
.....	Anika Dujakovich
.....	Kylie Piring
.....	Kynsee Roby

NEBRASKA'S ALL-TIME CONFERENCE HONORS

.....	Caroline Williams
2023.....	Clara Colombo
.....	Martina Comin
.....	Kinsey Davis
.....	Genesis Gibson
.....	Katie Kuenemann
.....	Kylie Piringner
.....	Halle Rourke
.....	Emma Simpton
.....	Emma Spence
.....	Kathryn Thaler
2024.....	Katelyn Barth
.....	Clara Colombo
.....	Martina Comin
.....	Kinsey Davis
.....	Emalee Frost
.....	Allie Gard
.....	Genesis Gibson
.....	Lauren Homecillo
.....	Katie Kuenemann
.....	Sophia McClelland
.....	Halle Rourke
.....	Emma Simpton
.....	Emma Spence
.....	Annie Worley

NEBRASKA'S ALL-TIME TEAM RECORDS

HUSKER HIGH SCORES

EVENT	SCORE	MEET/OPPONENT	DATE
Team	198.300	vs. Iowa State	3/23/03
Home	198.300	vs. Iowa State	3/23/03
Away	197.800	at Big Ten Championships	3/23/13
Vault	49.750	vs. Penn State	1/17/15
Bars	49.725	at Big 12 Championships	3/24/01
Beam	49.675	Masters Classic	2/23/02
Floor	49.650	at Big 12 Championships	3/29/03

OVERALL TEAM SCORE

SCORE	MEET/OPPONENT (DATE)
1. 198.300	vs. Iowa State (3/23/03)
2. 198.025	Masters Classic (2/23/03)
3. 198.000	vs. Iowa State (3/14/04)
4. 197.800	at Big Ten Championships (3/23/13)
5. 197.750	vs. Missouri (1/31/04)
6. 197.675	vs. Iowa (3/4/13)
197.675	Masters Classic (3/16/19)
8. 197.650	at Big 12 Championships (3/24/01)
9. 197.600	at Utah (3/9/12)
10. 197.525	vs. Iowa State (3/12/01)
197.525	at California (3/16/13)
197.525	at NCAA Raleigh Regional (4/7/18)

HOME SCORE

SCORE	MEET/OPPONENT (DATE)
1. 198.300	vs. Iowa State (3/23/03)
2. 198.025	Masters Classic (2/23/03)
3. 198.000	vs. Iowa State (3/14/04)
4. 197.750	vs. Missouri (1/31/04)
5. 197.675	vs. Iowa (3/4/13)
197.675	Masters Classic (3/16/19)
7. 197.525	vs. Iowa State (3/12/01)
8. 197.475	vs. Alabama (1/26/03)
9. 197.375	vs. Denver (1/13/12)
10. 197.350	vs. Utah State (3/6/16)

AWAY SCORE

SCORE	MEET/OPPONENT (DATE)
1. 197.800	at Big Ten Championships (3/23/13)
2. 197.650	at Big 12 Championships (3/24/01)
3. 197.600	at Utah (3/9/12)
4. 197.525	at NCAA Raleigh Regional (4/7/18)
197.525	at California (3/16/13)
6. 197.500	at Utah State (3/3/23)
197.500	at Big 12 Championships (3/29/03)
197.500	at Michigan (3/14/03)
9. 197.425	at Penn State (3/1/03)
10. 197.375	at Arkansas (3/15/24)

VAULT

SCORE	MEET/OPPONENT (DATE)
1. 49.750	vs. Penn State (1/17/15)
2. 49.725	at Big Ten Championships (3/23/13)
3. 49.700	vs. Oklahoma (2/1/03)
4. 49.675	vs. Iowa State (3/23/03)
5. 49.650	at California (3/16/13)
49.650	at NCAA Morgantown Regional (4/6/13)
7. 49.600	at Rutgers (1/24/15)
49.600	at Missouri (1/31/04)
9. 49.575	at Minnesota (3/18/12)
49.575	vs. Arizona State (3/6/11)



Nebraska scored a 49.750 on vault against Penn State (Jan. 17, 2015), the top vault score in program history.

UNEVEN BARS

SCORE	MEET/OPPONENT (DATE)
1. 49.725	at Big 12 Championships (3/24/01)
2. 49.625	vs. Iowa (3/4/13)
3. 49.600	at Big 12 Championships (3/29/03)
49.600	at West Virginia Invitational (2/10/01)
49.600	Masters Classic (3/16/19)
6. 49.575	at Penn State (3/1/03)
49.575	vs. Florida (3/4/01)
8. 49.525	vs. Iowa State (3/23/03)
49.525	vs. Iowa State (3/12/01)
10. 49.500	Masters Classic (3/11/23)
49.500	at Utah State (3/3/23)

BALANCE BEAM

SCORE	MEET/OPPONENT (DATE)
1. 49.675	Masters Classic (2/23/02)
2. 49.625	Masters Classic (2/23/03)
49.625	at Big 12 Championships (3/24/01)
4. 49.550	vs. Iowa State (3/14/04)
49.550	at Big 12 Championships (3/29/03)
6. 49.500	Masters Classic (3/16/19)
7. 49.475	vs. Iowa State (3/23/03)
8. 49.450	at NCAA Semifinals (4/18/14)
49.450	at Big 12 Championships (3/22/97)
10. 49.425	at West Regional Championships (4/12/03)
49.425	at B1G Five (3/14/15)

FLOOR EXERCISE

SCORE	MEET/OPPONENT (DATE)
1. 49.650	at Big 12 Championships (3/29/03)
2. 49.625	vs. Iowa State (3/23/03)
3. 49.575	at Michigan (3/14/03)
49.575	at Missouri (1/31/04)
5. 49.550	at GymQuarters Invitational (2/17/17)
49.550	Masters Classic (2/23/03)
7. 49.525	vs. Iowa State (3/14/04)
49.525	vs. Alabama (1/26/03)
49.525	vs. Penn State (3/3/02)
10. 49.500	vs. Michigan (2/27/23)
49.500	vs. Illinois (1/26/19)
49.500	at Big Ten Championships (3/22/14)
49.500	at NCAA Preliminaries (4/24/03)
49.500	vs. Iowa State (3/10/02)

NEBRASKA'S ALL-TIME INDIVIDUAL RECORDS

HUSKER HIGH SCORES

EVENT	SCORE	GYMNAST	DATE
Vault.....	10.00	Ashley Lambert (twice).....	2015
.....	10.00	9 other gymnasts (11 times).....	
Bars.....	10.00	Janelle Giblin.....	2013
.....	10.00	Bree Dority O'Callaghan.....	2001
Beam.....	10.00	Richelle Simpson.....	2003
Floor.....	10.00	Emily Wong.....	2014
.....	10.00	Richelle Simpson (four times).....	2003-05
All-Around.....	39.825	Richelle Simpson.....	2003

VAULT

SCORE	NAME	MEET/OPPONENT (DATE)
1. 10.00	Ashley Lambert.....	at Rutgers Quad Meet (1/24/15)
10.00	Ashley Lambert.....	vs. Penn State (1/17/15)
10.00	Erin Davis.....	vs. Arizona State (3/6/11)
10.00	Erin Davis.....	vs. Minnesota and Illinois (1/15/10)
10.00	Emily Parsons.....	at Hearts Invitational (2/17/07)
10.00	Richelle Simpson.....	at Missouri (1/28/05)
10.00	Gina Bruce.....	vs. Missouri (1/31/04)
10.00	Richelle Simpson.....	vs. Iowa State (3/23/03)
10.00	Tami Harris.....	vs. Oklahoma (2/1/03)
10.00	Jess Wertz.....	vs. Oklahoma (2/1/03)
10.00	Richelle Simpson.....	vs. Alabama (1/26/03)
10.00	A.J. Lamb.....	vs. Alabama (1/26/03)
10.00	Jess Wertz.....	at ASU Invitational (3/16/01)
10.00	Heather Brink.....	Region 3 Championships (4/1/00)
10.00	Heather Brink.....	vs. BYU (3/13/00)
10.00	Heather Brink.....	vs. Iowa State (2/15/00)

UNEVEN BARS

SCORE	NAME	MEET/OPPONENT (DATE)
1. 10.00	Janelle Giblin.....	vs. Iowa (3/4/13)
10.00	Bree Dority-O'Callaghan.....	Big 12 Championships (3/24/01)
3. 9.975	Emma Spence.....	Masters Classic (3/11/23)
9.975	Kinsey Davis.....	vs. Michigan (2/26/22)
9.975	Sienna Crouse.....	Masters Classic (3/16/19)
9.975	Taylor Houchin.....	NCAA Raleigh Regional (4/7/18)
9.975	Tami Harris.....	Masters Classic (2/24/01)
9.975	Heather Brink.....	Region 3 Championships (4/1/00)
9. 9.950	Kinsey Davis.....	at B1G Five (2/26/21)
9.950	Taylor Houchin.....	at Big Ten Championships (3/23/19)
9.950	Taylor Houchin.....	at Masters Classic (3/16/19)
9.950	Jennie Laeng.....	Big Ten Championships (3/21/15)
9.950	Emily Wong.....	NCAA Seattle Regional (4/5/14)
9.950	Emily Wong.....	vs. Arkansas (3/8/14)
9.950	Emily Wong.....	vs. Minnesota (2/1/14)
9.950	Janelle Giblin.....	vs. Penn State (2/10/13)
9.950	Janelle Giblin.....	vs. Illinois (2/1/13)
9.950	Emily Wong.....	vs. Iowa (3/4/13)
9.950	Janelle Giblin.....	vs. Iowa State (3/16/12)
9.950	Vanessa Meloche.....	Masters Classic (2/26/06)
9.950	Libby Landgraf.....	at Minnesota (3/6/04)
9.950	Richelle Simpson.....	NCAA Super Six Finals (4/25/03)
9.950	Richelle Simpson.....	at Michigan (3/14/03)
9.950	Tami Harris.....	at Big 12 Championships (3/29/03)
9.950	Julie Houk.....	at Big 12 Championships (3/29/03)
9.950	Alecia Ingram.....	at Big 12 Championships (3/24/01)
9.950	Alecia Ingram.....	vs. Iowa State (3/12/01)
9.950	Bree Dority-O'Callaghan.....	vs. Florida (3/4/01)
9.950	Bree Dority-O'Callaghan.....	at West Virginia Invite (2/10/01)
9.950	Heather Brink.....	vs. Penn State (3/14/99)
9.950	Heather Brink.....	Big 12 Championships (3/21/98)
9.950	Misty Oxford.....	at Penn State (3/14/98)
9.950	Shelly Bartlett.....	vs. Penn State (3/16/97)
9.950	Shelly Bartlett.....	vs. Iowa State (3/1/97)
9.950	Crystal Savage.....	vs. Washington (3/25/89)

BALANCE BEAM

SCORE	NAME	MEET/OPPONENT (DATE)
1. 10.00	Richelle Simpson.....	vs. Oklahoma (2/1/03)
2. 9.975	Emily Parsons.....	vs. Kentucky (3/23/07)
9.975	Jamie Saas.....	vs. Missouri (1/31/04)
9.975	Richelle Simpson.....	at Big 12 Championships (3/29/03)
9.975	Richelle Simpson.....	vs. Iowa State (3/23/03)
9.975	Richelle Simpson.....	Masters Classic (2/23/03)
9.975	Richelle Simpson.....	Masters Classic (2/23/02)
9.975	Sierra Hassel.....	Masters Classic (3/16/19)
9. 9.950	Makayla Curtis.....	vs. Iowa (3/14/21)
9.950	Kynsee Roby.....	vs. Rutgers (2/7/21)
9.950	Megan Verceles Carr.....	at Michigan State (1/26/20)

9.950	Taylor Houchin.....	at Masters Classic (3/16/19)
9.950	Sienna Crouse.....	vs. Southern Utah (3/2/19)
9.950	Danielle Breen.....	NCAA Lincoln Regional (4/1/17)
9.950	Grace Williams.....	at B1G Five (3/11/17)
9.950	Grace Williams.....	vs. Michigan (1/29/16)
9.950	Emily Wong.....	at NCAA Super Six (4/19/14)
9.950	Emily Wong.....	at Big Ten Championships (3/22/14)
9.950	Jennifer Lauer.....	vs. Michigan (1/12/13)
9.950	Tricia Woo.....	vs. Iowa State (3/8/09)
9.950	Emily Parsons.....	at Big 12 Championships (3/31/07)
9.950	Emily Parsons.....	vs. Utah (3/4/07)
9.950	Emily Parsons.....	at Missouri (1/26/07)
9.950	Kristi Esposito.....	vs. Iowa State (3/13/05)
9.950	Tami Harris.....	vs. Iowa State (3/14/04)
9.950	Jamie Saas.....	at Denver (2/21/04)
9.950	Richelle Simpson.....	vs. Missouri (1/31/04)
9.950	Richelle Simpson.....	West Regional Championships (4/12/03)
9.950	Jamie Saas.....	vs. Iowa State (3/23/03)
9.950	A.J. Lamb.....	Masters Classic (2/23/03)
9.950	Jen French.....	Masters Classic (2/23/03)
9.950	Richelle Simpson.....	Big 12 Championships (3/23/02)
9.950	Laura Goss.....	Masters Classic (2/23/02)
9.950	A.J. Lamb.....	Masters Classic (2/23/02)
9.950	Bree Dority-O'Callaghan.....	Big 12 Championships (3/24/01)
9.950	A.J. Lamb.....	Big 12 Championships (3/24/01)
9.950	Laurie McLaughlin.....	Masters Classic (2/28/99)

FLOOR EXERCISE

SCORE	NAME	MEET/OPPONENT (DATE)
1. 10.00	Emily Wong.....	Big Ten Championships (3/22/14)
10.00	Richelle Simpson.....	at Arkansas Quad (3/19/05)
10.00	Richelle Simpson.....	Big 12 Championships (3/29/03)
10.00	Richelle Simpson.....	at Michigan (3/14/03)
10.00	Richelle Simpson.....	vs. Oklahoma (2/1/03)
6. 9.975	Emily Wong.....	Big Ten Championships (3/23/13)
9.975	Emily Parsons.....	vs. Denver (2/23/08)
9.975	A.J. Lamb.....	at Michigan (3/14/03)
9.975	Richelle Simpson.....	Masters Classic (2/23/02)
9.975	A.J. Lamb.....	vs. Alabama (1/26/03)

ALL-AROUND

SCORE	NAME	MEET/OPPONENT (DATE)
1. 39.825	Richelle Simpson.....	vs. Iowa State (3/23/03)
2. 39.800	Richelle Simpson.....	NCAA Super Six Finals (4/25/03)
39.800	Richelle Simpson.....	Big 12 Championships (3/29/03)
39.800	Richelle Simpson.....	Masters Classic (2/23/03)
5. 39.750	Tami Harris.....	vs. Iowa State (3/14/04)
39.750	A.J. Lamb.....	vs. Alabama (1/26/03)
7. 39.725	Emily Wong.....	Big Ten Championships (3/23/13)
8. 39.700	Richelle Simpson.....	vs. Michigan (1/11/04)
39.700	A.J. Lamb.....	vs. Iowa State (3/23/03)
39.700	Richelle Simpson.....	at Michigan (3/14/03)
39.700	Richelle Simpson.....	at Penn State (3/1/03)
39.700	Heather Brink.....	at Region 3 Championships (4/1/00)
39.700	Sienna Crouse.....	Masters Classic (3/16/19)

BOB DEVANEY SPORTS CENTER TEAM RECORDS

HUSKER HIGH SCORES

EVENT	SCORE	SCHOOL	MEET/OPPONENT (DATE)
Team	198.300	Nebraska	vs. Iowa State (3/23/03)
Vault	49.750	Nebraska	vs. Penn State (1/17/15)
Bars	49.625	Nebraska	vs. Iowa (3/4/13)
Beam	49.675	Nebraska	Masters Classic (2/23/02)
Floor	49.625	Nebraska	vs. Iowa State (3/14/04)
	49.625	Nebraska	vs. Iowa State (3/23/03)

TEAM SCORE

	SCORE	SCHOOL	MEET/OPPONENT	DATE
1.	198.300	Nebraska	vs. Iowa State	3/23/03
2.	198.275	Michigan	vs. Nebraska	2/27/23
3.	198.025	Nebraska	Masters Classic	2/23/03
4.	198.000	Nebraska	vs. Iowa State	3/14/04
	198.000	Iowa State	vs. Nebraska	3/14/04
6.	197.825	Georgia	NCAA Super Six Finals	4/17/09
	197.825	UCLA	NCAA Super Six Finals	4/25/03
8.	197.700	Florida	Masters Classic	3/9/24
10.	197.675	Nebraska	vs. Iowa	3/4/13
	197.675	Nebraska	Masters Classic	3/16/19

VAULT

	SCORE	SCHOOL	MEET/OPPONENT	DATE
1.	49.750	Nebraska	vs. Penn State	1/17/15
2.	49.700	Nebraska	vs. Oklahoma	2/1/03
3.	49.675	Nebraska	vs. Iowa State	3/23/03
4.	49.625	Georgia	NCAA Super Six Finals	4/17/09
5.	49.550	Nebraska	vs. Arkansas	3/8/14
	49.550	Iowa State	vs. Nebraska	3/14/04
	49.550	Nebraska	NCAA Super Six Finals	4/25/03
8.	49.575	UCLA	Masters Classic	2/22/09
9.	49.525	Nebraska	vs. Alabama	1/26/03
	49.525	Utah	NCAA Super Six Finals	4/17/09
	49.525	Michigan St.	Big Fives	2/25/23
	49.525	Florida	Masters Classic	3/9/24

UNEVEN BARS

	SCORE	SCHOOL	MEET/OPPONENT	DATE
1.	49.625	Nebraska	vs. Iowa	3/4/13
2.	49.600	Michigan	vs. Nebraska	2/27/23
	49.600	Nebraska	Masters Classic	3/16/19
4.	49.575	Nebraska	vs. Florida	3/4/01
5.	49.550	Denver	Masters Classic	3/11/23
6.	49.500	Nebraska	Masters Classic	3/11/23
7.	49.525	Nebraska	vs. Iowa State	3/12/01
	49.525	Nebraska	vs. Iowa State	3/23/03
9.	49.475	UCLA	Masters Classic	3/4/18
	49.475	Nebraska	Big Ten Championships	3/19/16
	49.475	Nebraska	vs. Utah State	3/6/16
	49.475	Nebraska	Masters Classic	2/23/03

BALANCE BEAM

	SCORE	SCHOOL	MEET/OPPONENT	DATE
1.	49.675	Nebraska	Masters Classic	2/23/02
2.	49.625	Michigan	vs. Nebraska	2/27/23
	49.625	Nebraska	Masters Classic	2/23/03
3.	49.600	Nebraska	Masters Classic	3/16/19
4.	49.550	Florida	Masters Classic	3/9/24
	49.550	Georgia	NCAA Preliminaries	4/16/09
	49.550	Nebraska	vs. Iowa State	3/14/04
6.	49.525	UCLA	NCAA Super Six Finals	4/25/03
7.	49.500	Iowa State	vs. Nebraska	3/14/04
	49.500	Iowa State	vs. Nebraska	3/23/03
	49.500	Nebraska	vs. Illinois	1/26/19
10.	49.475	Michigan	vs. Nebraska	1/11/04
	49.475	Nebraska	vs. Iowa State	3/23/03

FLOOR EXERCISE

	SCORE	SCHOOL	MEET/OPPONENT	DATE
1.	49.625	Iowa State	vs. Nebraska	3/14/04
	49.625	Nebraska	vs. Iowa State	3/23/03
3.	49.600	Michigan	vs. Nebraska	2/27/23
	49.600	Michigan St.	Big Fives	2/25/23
4.	49.575	Georgia	NCAA Super Six Finals	4/17/09
	49.575	UCLA	Masters Classic	3/4/18
6.	49.550	Michigan	vs. Nebraska	1/29/16
	49.550	Nebraska	Masters Classic	2/23/03
8.	49.525	Nebraska	vs. Iowa State	3/14/04
	49.525	Nebraska	vs. Alabama	1/26/03
	49.525	Nebraska	vs. Penn State	3/3/02



BOB DEVANEY SPORTS CENTER INDIVIDUAL RECORDS

HUSKER HIGH SCORES

EVENT	SCORE	GYMNAST, SCHOOL (DATE)
Vault	10.00	Ashley Lambert, Nebraska (1/17/15)
	10.00	12 other gymnasts
Bars	10.00	Courtney Kupets, Georgia (4/17/09)
	10.00	Janelle Giblin, Nebraska (3/4/13)
Beam	10.00	Courtney Kupets, Georgia (4/16/09)
	10.00	Richelle Simpson, Nebraska (2/1/03)
Floor	10.00	Richelle Simpson, Nebraska (2/1/03)
All-Around	39.900	Courtney Kupets, Georgia (4/17/09)

VAULT

SCORE	NAME (SCHOOL)	MEET/OPPONENT (DATE)
1. 10.00	Maddie Quarles (Minnesota)	Big Fives (2/25/23)
10.00	Sierra Brooks (Michigan)	vs. Michigan (2/26/22)
10.00	Ashley Lambert (Nebraska)	vs. Penn State (1/17/15)
10.00	Erin Davis (Nebraska)	vs. Arizona State (3/6/11)
10.00	Erin Davis (Nebraska)	vs. Minnesota and Illinois (1/15/10)
10.00	Courtney Kupets (Georgia)	NCAA Super Six Finals (4/17/09)
10.00	Vanessa Zamarripa (UCLA)	Masters Classic (2/22/09)
10.00	Janet Anson (Iowa State)	vs. Nebraska (3/14/04)
10.00	Ashley Miles (Alabama)	NCAA Preliminaries (4/24/03)
10.00	Richelle Simpson (Nebraska)	vs. Iowa State (3/23/03)
10.00	Tami Harris (Nebraska)	vs. Oklahoma (2/1/03)
10.00	Jess Wertz (Nebraska)	vs. Oklahoma (2/1/03)
10.00	A.J. Lamb (Nebraska)	vs. Alabama (1/26/03)
10.00	Richelle Simpson (Nebraska)	vs. Alabama (1/26/03)
10.00	Heather Brink (Nebraska)	vs. BYU (3/13/00)
10.00	Heather Brink (Nebraska)	vs. Iowa State (2/15/00)

UNEVEN BARS

SCORE	NAME (SCHOOL)	MEET/OPPONENT (DATE)
1. 10.00	Janelle Giblin (Nebraska)	vs. Iowa (3/4/13)
10.00	Courtney Kupets (Georgia)	NCAA Super Six Finals (4/17/09)
3. 9.975	Emma Spence (Nebraska)	Masters Classic (3/11/23)
9.975	Kinsey Davis (Nebraska)	vs. Michigan (2/26/22)
9.975	Sienna Crouse (Nebraska)	Masters Classic (3/16/19)
9.975	Leanne Wong (Florida)	Masters Classic (3/9/24)
5. 9.950	Carly Bauman (Michigan)	Big Fives (2/24/23)
9.950	Kyla Ross (UCLA)	Masters Classic (3/4/18)
9.950	Brianna Brown (Michigan)	Big Ten Championships (3/19/16)
9.950	Kiera Brown (Penn State)	Big Ten Championships (3/19/16)
9.950	Jessie DeZiel (Nebraska)	vs. Iowa (2/7/15)
9.950	Emily Wong (Nebraska)	vs. Arkansas (3/8/14)
9.950	Emily Wong (Nebraska)	vs. Minnesota (2/1/14)
9.950	Emily Wong (Nebraska)	vs. Iowa (3/4/13)
9.950	Janelle Giblin (Nebraska)	vs. Penn State (2/10/13)
9.950	Janelle Giblin (Nebraska)	vs. Illinois (2/1/13)
9.950	Emily Wong (Nebraska)	vs. Michigan State (1/20/13)
9.950	Janelle Giblin (Nebraska)	vs. Iowa State (3/16/12)
9.950	Courtney Kupets (Georgia)	NCAA Preliminaries (4/16/09)
9.950	Courtney Kupets (Georgia)	NCAA Event Finals (4/18/09)
9.950	Vanessa Meloche (Nebraska)	Masters Classic (2/26/06)
9.950	Ashley Kelly (Arizona State)	Masters Classic (2/29/04)
9.950	Richelle Simpson (Nebraska)	NCAA Super Six Finals (4/25/03)
9.950	Jamie Dantzscher (UCLA)	NCAA Preliminaries (4/24/03)
9.950	Julie Houk (Nebraska)	vs. Iowa State (3/23/03)
9.950	Carly Dockendorf (Washington)	Masters Classic (2/23/03)
9.950	Tami Harris (Nebraska)	Masters Classic (2/23/03)
9.950	Julie Houk (Nebraska)	Masters Classic (2/23/03)
9.950	Julie Houk (Nebraska)	Masters Classic (2/23/02)
9.950	Alecia Ingram (Nebraska)	vs. Iowa State (3/12/01)
9.950	Julie Houk (Nebraska)	vs. Florida (3/4/01)
9.950	Bree Dority-O'Callaghan (Nebraska)	vs. Florida (3/4/01)
9.950	Julie Houk (Nebraska)	vs. Florida (1/14/01)
9.950	Julie Houk (Nebraska)	vs. Iowa (3/12/00)
9.950	Julie Houk (Nebraska)	Masters Classic (2/27/00)
9.950	Heather Brink (Nebraska)	vs. Penn State (3/14/99)
9.950	Nikki Smith (Penn State)	vs. Nebraska (3/14/99)
9.950	Heather Brink (Nebraska)	Big 12 Championships (3/21/98)
9.950	Shelly Bartlett (Nebraska)	vs. Penn State (3/16/97)
9.950	Shelly Bartlett (Nebraska)	vs. Iowa State (3/1/97)
9.950	Bridget Sandman (Arizona State)	Masters Classic (2/23/97)
9.950	Sandy Woosley (Utah)	Midwest Regional (4/8/95)
9.950	Crystal Savage (Nebraska)	vs. Washington (3/25/89)

BALANCE BEAM

SCORE	NAME (SCHOOL)	MEET/OPPONENT (DATE)
1. 10.00	Courtney Kupets (Georgia)	NCAA Preliminaries (4/16/09)

10.00	Richelle Simpson (Nebraska)	vs. Oklahoma (2/1/03)
3. 9.9875	Courtney Kupets (Georgia)	NCAA Event Finals (4/18/09)
4. 9.975	Emily Parsons (Nebraska)	vs. Kentucky (3/23/07)
9.975	Jamie Saas (Nebraska)	vs. Missouri (1/31/04)
9.975	Richelle Simpson (Nebraska)	vs. Iowa State (3/23/03)
9.975	Richelle Simpson (Nebraska)	Masters Classic (2/23/03)
9.975	Richelle Simpson (Nebraska)	Masters Classic (2/23/02)
9.975	Hilary Thompson (Florida)	vs. Nebraska (3/4/01)
9.975	Suzanne Metz (Utah)	Midwest Regional (4/8/95)
9.975	Sierra Hassel (Nebraska)	Masters Classic (3/16/19)

FLOOR EXERCISE

SCORE	NAME (SCHOOL)	MEET/OPPONENT (DATE)
1. 10.00	Richelle Simpson (Nebraska)	vs. Oklahoma (2/1/03)
2. 9.975	Nicole Artz (Michigan)	Big Ten Championships (3/19/16)
9.975	Nicole Artz (Michigan)	vs. Nebraska (1/29/16)
9.975	Emily Parsons (Nebraska)	vs. Denver (2/23/08)
9.975	Jamie Dantzscher (UCLA)	NCAA Super Six Finals (4/25/03)
9.975	A.J. Lamb (Nebraska)	vs. Alabama (1/26/03)
9.975	Richelle Simpson (Nebraska)	Masters Classic (2/23/02)
9.975	Hilary Thompson (Florida)	vs. Nebraska (3/4/01)
9.963	Richelle Simpson (Nebraska)	NCAA Event Finals (4/26/03)
10. 9.950	54 times, most recently by	
	Emma Spence (Nebraska)	Masters Classic (3/9/24)

ALL-AROUND

SCORE	NAME (SCHOOL)	MEET/OPPONENT (DATE)
1. 39.900	Courtney Kupets (Georgia)	NCAA Super Six Finals (4/17/09)
2. 39.825	Richelle Simpson (Nebraska)	vs. Iowa State (3/23/03)
3. 39.800	Courtney Kupets (Georgia)	NCAA Preliminaries (4/16/09)
39.800	Richelle Simpson (Nebraska)	NCAA Super Six Finals (4/25/03)
39.800	Richelle Simpson (Nebraska)	Masters Classic (2/23/03)
6. 39.750	Tami Harris (Nebraska)	vs. Iowa State (3/14/04)
39.750	A.J. Lamb (Nebraska)	vs. Oklahoma (1/26/03)
8. 39.725	Erin Dethloff (Iowa State)	vs. Nebraska (3/14/04)
39.725	Jamie Dantzscher (UCLA)	NCAA Super Six Finals (4/25/03)
10. 39.700	Janet Anson (Iowa State)	vs. Nebraska (3/14/04)
39.700	Richelle Simpson (Nebraska)	vs. Michigan (1/11/04)
39.700	A.J. Lamb (Nebraska)	vs. Iowa State (3/23/03)
39.700	Sienna Crouse (Nebraska)	Masters Classic (3/16/19)



Richelle Simpson holds four of the top-10 all-around scores in Bob Devaney Sports Center history, including a 39.80 at the 2003 Super Six Finals.

MASTERS CLASSIC RECORDS

TEAM RECORDS

EVENT	SCORE	SCHOOL	YEAR
Team	198.025	Nebraska	2003
Vault	49.575	UCLA	2009
Bars	49.600	Nebraska	2019
Beam	49.675	Nebraska	2002
Floor	49.550	Nebraska	2003

INDIVIDUAL RECORDS

EVENT	SCORE	GYMNAST	YEAR
Vault	10.00	Vanessa Zamarripa (UCLA)	2009
Bars	9.975	Sienna Crouse (Nebraska)	2019
Beam	9.975	Sierra Hassel (Nebraska)	2019
Floor	9.975	Richelle Simpson (Nebraska)	2002
All-Around	39.800	Richelle Simpson (Nebraska)	2003

TEAM CHAMPIONS

YEAR	TEAM	SCORE
1989	Nebraska	192.100
1990	Nebraska	190.050
1991	Alabama	190.800
1992	Arizona	192.050
1993	Michigan State	190.750
1994	No Masters Classic held	
1995	Nebraska	192.050
1996	Nebraska	196.625
1997	Nebraska	193.800
1998	Nebraska	193.350
1999	Nebraska	195.725
2000	Nebraska	196.775
2001	Nebraska	197.375
2002	Nebraska	197.150
2003	Nebraska	198.025
2004	Nebraska	196.525
2005	Nebraska	196.725
2006	Nebraska	195.250
2007	Nebraska	196.400
2008	No Masters Classic held	
2009	Nebraska	196.225
2010	Nebraska	196.425
2011	Nebraska	196.500
2012	Nebraska	196.550
2013	Nebraska	197.050
2014	Nebraska	196.850
2015	Nebraska	197.100
2016	Nebraska	196.400
2017	Nebraska	197.175
2018	UCLA	197.500
2019	Nebraska	197.675
2020	Missouri	196.450
2022	George Washington	195.850
2023	Denver	197.375
2024	Florida	197.700

TEAM SCORE

SCORE	SCHOOL	YEAR
1. 198.025	Nebraska	2003
2. 197.700	Florida	2024
3. 197.675	Nebraska	2019
4. 197.500	UCLA	2018
5. 197.375	Nebraska	2001

TEAM VAULT

SCORE	SCHOOL	YEAR
1. 49.575	UCLA	2009
49.575	Nebraska	2018
3. 49.525	Florida	2024
4. 49.475	UCLA	2018
5. 49.450	Nebraska	2012

TEAM BARS

SCORE	SCHOOL	YEAR
1. 49.600	Nebraska	2019
2. 49.550	Denver	2023
3. 49.500	Nebraska	2023
4. 49.475	Nebraska	2003
49.475	UCLA	2018

TEAM BALANCE BEAM

SCORE	SCHOOL	YEAR
1. 49.675	Nebraska	2002
2. 49.625	Nebraska	2003
3. 49.550	Florida	2024
4. 49.500	Nebraska	2019
5. 49.400	UCLA	2018

TEAM FLOOR EXERCISE

SCORE	SCHOOL	YEAR
1. 49.575	UCLA	2018
2. 49.550	Nebraska	2003
3. 49.450	Nebraska	2024
49.450	Nebraska	2023
4. 49.425	Nebraska	2017
49.425	Nebraska	2001

INDIVIDUAL VAULT

SCORE	SCHOOL	YEAR
1. 10.00	Vanessa Zamarripa (UCLA)	2009
2. 9.975	Taylor Houchin (Nebraska)	2018
9.975	Jessie DeZiel (Nebraska)	2014
9.975	Richelle Simpson (Nebraska)	2005
9.975	Richelle Simpson (Nebraska)	2003
9.975	Katie Stuart (Kentucky)	2019
7. 9.950	Anya Pilgrim (Florida)	2024
9.950	Jessie DeZiel (Nebraska)	2015
9.950	Erin Davis (Nebraska)	2011
9.950	Tricia Woo (Nebraska)	2009
9.950	Elyse Hopfner-Hibbs (UCLA)	2009
9.950	Mollie Korth (Kentucky)	2019
9.950	Rosie Casali (Denver)	2023

INDIVIDUAL UNEVEN BARS

SCORE	GYMNAST (SCHOOL)	YEAR
1. 9.975	Leanne Wong (Florida)	2024
9.975	Emma Spence (Nebraska)	2023
9.975	Sienna Crouse (Nebraska)	2019
9.975	Tami Harris (Nebraska)	2001
3. 9.950	Jessica Hutchinson (Denver)	2023
9.950	Rylie Mundell (Denver)	2023
9.950	Taylor Houchin (Nebraska)	2019
9.950	Kyla Ross (UCLA)	2018
9.950	Hollie Blanske (Nebraska)	2015
9.950	Jessie DeZiel (Nebraska)	2015
9.950	Giana O'Connor (Illinois)	2015
9.950	Vanessa Meloche (Nebraska)	2006
9.950	Ashley Kelly (Arizona State)	2004
9.950	Tami Harris (Nebraska)	2003
9.950	Julie Houk (Nebraska)	2003
9.950	Carly Dockendorf (Wash.)	2003
9.950	Julie Houk (Nebraska)	2002
9.950	Julie Houk (Nebraska)	2000
9.950	Bridget Sandman (ASU)	1997

INDIVIDUAL BALANCE BEAM

SCORE	GYMNAST (SCHOOL)	YEAR
1. 9.975	Sierra Hassel	2019
9.975	Richelle Simpson (Nebraska)	2003
9.975	Richelle Simpson (Nebraska)	2002
4. 9.950	Victoria Nguyen (Florida)	2024
9.950	Helen Hu (Missouri)	2020
9.950	Taylor Houchin (Nebraska)	2019
9.950	Peng-Peng Lee (UCLA)	2018
9.950	Jen French (Nebraska)	2003
9.950	A.J. Lamb (Nebraska)	2003
9.950	Stacy Wong (Washington)	2003
9.950	Laura Goss (Nebraska)	2002
9.950	A.J. Lamb (Nebraska)	2002
9.950	Laurie McLaughlin (Nebraska)	1999

INDIVIDUAL FLOOR EXERCISE

SCORE	GYMNAST (SCHOOL)	YEAR
1. 9.975	Richelle Simpson (Nebraska)	2002
2. 9.950	Emma Spence (Nebraska)	2024
9.950	Sierra Hassel (Nebraska)	2020
9.950	Sienna Crouse (Nebraska)	2019
9.950	Felicia Hano (UCLA)	2018
9.950	Katelyn Ohashi (UCLA)	2018
9.950	Taylor Houchin (Nebraska)	2017
9.950	Hollie Blanske (Nebraska)	2015
9.950	Emily Parsons (Nebraska)	2007
9.950	Richelle Simpson (Nebraska)	2005
9.950	A.J. Lamb (Nebraska)	2003
9.950	Richelle Simpson (Nebraska)	2003

INDIVIDUAL ALL-AROUND

SCORE	GYMNAST (SCHOOL)	YEAR
1. 39.800	Richelle Simpson (Nebraska)	2003
2. 39.700	Sienna Crouse (Nebraska)	2019
3. 39.650	Emma Spence (Nebraska)	2023
39.650	Taylor Houchin (Nebraska)	2017
5. 39.625	Victoria Nguyen (Florida)	2024
39.625	Giana O'Connor (Illinois)	2015
39.625	Richelle Simpson (Nebraska)	2005
7. 39.600	Emily Wong (Nebraska)	2013
39.600	A.J. Lamb (Nebraska)	2003
9. 39.575	Kyla Ross (UCLA)	2018
39.575	Heather Brink (Nebraska)	2000

NEBRASKA'S CONFERENCE CHAMPIONSHIP RECORDS

TEAM RECORDS

EVENT	SCORE	SITE	YEAR
Team	197.800	Nebraska	2013
Vault	49.725	Nebraska	2013
Bars	49.725	Oklahoma	2001
Beam	49.625	Oklahoma	2001
Floor	49.650	Missouri	2003

INDIVIDUAL RECORDS

EVENT	SCORE	NAME	YEAR
Vault	9.975	Hollie Blanske	2016
.....	9.975	Heather Brink	2000
Bars	10.00	Bree Dority-O'Callaghan	2001
Beam	9.975	Richelle Simpson	2003
Floor	10.00	Emily Wong	2014
.....	10.00	Richelle Simpson	2003
All-Around	39.80	Richelle Simpson	2003

TEAM SCORE

SCORE	YEAR
1. 197.800	2013
2. 197.650	2001
3. 197.500	2003
4. 197.100	2012
5. 196.950	2014

9.95	Emily Parsons	2007
9.95	Heather Brink	1998
9.925	Jessie DeZiel	2014
9.925	Emily Wong	2013
9.925	Erin Davis	2011
9.925	Emily Parsons	2008
9.925	Courtney Brown	1999

TEAM VAULT

SCORE	YEAR
1. 49.725	2013
2. 49.475	2012
3. 49.400	2010
4. 49.375	1997
5. 49.325	2015
49.325	2014
49.325	2007
49.325	2005

TEAM UNEVEN BARS

SCORE	YEAR
1. 49.725	2001
2. 49.600	2003
3. 49.475	2016
49.475	2015
5. 49.425	2012

TEAM BALANCE BEAM

SCORE	YEAR
1. 49.625	2001
2. 49.550	2003
3. 49.450	1997
4. 49.375	2002
5. 49.225	2013

TEAM FLOOR EXERCISE

SCORE	YEAR
1. 49.650	2003
2. 49.500	2014
3. 49.475	2013
49.475	2000
5. 49.425	2002

INDIVIDUAL VAULT

SCORE	GYMNAST	YEAR
1. 9.975	Hollie Blanske	2016
9.975	Heather Brink	2000
3. 9.95	Hollie Blanske	2013
9.95	Jessie DeZiel	2013
9.95	Janelle Giblin	2013
9.95	Brittany Skinner	2013

INDIVIDUAL BALANCE BEAM

SCORE	GYMNAST	YEAR
1. 9.975	Richelle Simpson	2003
2. 9.95	Emily Wong	2014
9.95	Emily Parsons	2007
9.95	Richelle Simpson	2002
9.95	Bree Dority-O'Callaghan	2001
9.95	A.J. Lamb	2001
7. 9.925	Grace Williams	2016
9.925	Jamie Saas	2003
9.925	Jen French	2001
9.925	Courtney Brown	1999
9.925	Shelly Bartlett	1997

INDIVIDUAL FLOOR EXERCISE

SCORE	GYMNAST	YEAR
1. 10.00	Emily Wong	2014
10.00	Richelle Simpson	2003
3. 9.975	Emily Wong	2013
4. 9.95	Megan Schwehofer	2018
9.95	Hollie Blanske	2014
9.95	Jessie DeZiel	2013
9.95	A.J. Lamb	2003
9.95	Richelle Simpson	2002
9.95	Heather Brink	2000
9.95	Kim DeHaan	1995

INDIVIDUAL ALL-AROUND

SCORE	GYMNAST	YEAR
1. 39.800	Richelle Simpson	2003
2. 39.725	Emily Wong	2013
3. 39.650	Emily Parsons	2007
4. 39.625	Jessie DeZiel	2013
5. 39.600	Hollie Blanske	2014
39.600	Emily Wong	2012
7. 39.575	Richelle Simpson	2002
39.575	Heather Brink	1998
39.575	Shelly Bartlett	1997
10. 39.525	Sienna Crouse	2019
39.525	Megan Schwehofer	2018
39.525	Richelle Simpson	2005



Hollie Blanske tied a Nebraska conference championship record with a 9.975 on vault at the 2016 Big Ten Championships in Lincoln.

NEBRASKA'S NCAA POSTSEASON RECORDS

TEAM RECORDS

EVENT	SCORE	MEET (DATE)
Team	197.325	NCAA Preliminaries (4/24/03)
Vault.....	49.650	at NCAA Morgantown Regional (4/6/13)
Bars.....	49.475	at NCAA Region 3 Championships (4/1/00)
Beam	49.450	at NCAA Semifinals (4/18/14)
Floor	49.500	NCAA Preliminaries (4/24/03)

INDIVIDUAL RECORDS

EVENT	SCORE	GYMNAST, MEET, YEAR
All-Around	39.800	Richelle Simpson, Super Six Finals, 2003
Vault.....	10.00	Heather Brink, at Region 3 Championships, 2000
Bars.....	9.975	Heather Brink, at Region 3 Championships, 2000
Beam	9.95	Danielle Breen, at NCAA Lincoln Regional, 2017
.....	9.95	Emily Wong, at NCAA Super Six Finals, 2014
.....	9.95	Richelle Simpson, at West Regional, 2003
Floor	9.963	Richelle Simpson, NCAA Event Finals, 2003

INDIVIDUAL VAULT

SCORE	GYMNAST	MEET (DATE)
1. 10.00	Heather Brink.....	at Region 3 Championships (4/1/00)
2. 9.975	Taylor Houchin.....	at NCAA Ann Arbor Regional (4/5/19)
.....	Richelle Simpson	NCAA Super Six Finals (4/25/03)
4. 9.9625	Sienna Crouse	at NCAA Super Six Finals (4/21/18)
5. 9.95	Taylor Houchin.....	at NCAA Raleigh Regional (4/7/18)
.....	Jessie DeZiel	at NCAA Ames Regional (4/4/15)
.....	Jessie DeZiel	at NCAA West Regional (4/5/14)
.....	Emily Wong	at NCAA Morgantown Regional (4/6/13)
.....	Brittany Skinner	at NCAA Morgantown Regional (4/6/13)
.....	Jessie DeZiel	at NCAA Morgantown Regional (4/6/13)
.....	Erin Davis	at NCAA Preliminary Session II (4/15/11)
.....	Jamie Schleppenbach	at NCAA Super Six Finals (4/16/11)
.....	Emily Parsons	at NCAA Preliminaries (4/26/07)
.....	Emily Parsons	at NCAA Southeast Regional (4/8/06)
.....	A.J. Lamb	NCAA Super Six Finals (4/25/03)
.....	Gina Bruce	NCAA Preliminaries (4/24/03)
.....	Heather Brink.....	at NCAA Event Finals (4/15/00)
.....	Heather Brink.....	at NCAA Super Six Finals (4/14/00)
.....	Heather Brink.....	at NCAA Super Six Finals (4/23/99)
.....	Heather Brink.....	Region 3 Championships (4/10/99)

INDIVIDUAL UNEVEN BARS

SCORE	GYMNAST	MEET (DATE)
1. 9.975	Taylor Houchin.....	at NCAA Raleigh Regional (4/7/18)
.....	Heather Brink.....	at Region 3 Championships (4/1/00)
3. 9.95	Sienna Crouse	at NCAA Ann Arbor Regional (4/5/19)
.....	Emily Wong	at NCAA West Regional (4/5/14)
.....	Richelle Simpson	NCAA Super Six Finals (4/25/03)
.....	Julie Houk.....	at Region 3 Championships (4/1/00)
7. 9.925	Kinsey Davis	at NCAA Seattle Regional (3/31/22)
.....	Jessie DeZiel	at NCAA West Regional (4/5/14)
.....	Libby Landgraf.....	at NCAA Preliminaries (4/15/04)
.....	Heather Brink.....	at NCAA Event Finals (4/15/00)
.....	Julie Houk.....	at NCAA Super Six Finals (4/14/00)
.....	Heather Brink.....	at NCAA Super Six Finals (4/14/00)
.....	Kim DeHaan	at NCAA Midwest Regional (4/13/96)
.....	Shelly Bartlett	at NCAA Super Six Finals (4/18/97)

INDIVIDUAL BALANCE BEAM

SCORE	GYMNAST	MEET (DATE)
1. 9.95	Danielle Breen	at NCAA Lincoln Regional (4/1/17)
.....	Emily Wong	at NCAA Super Six Finals (4/19/14)
.....	Richelle Simpson	at NCAA West Regional (4/12/03)
4. 9.925	Richelle Simpson	NCAA Super Six Finals (4/25/03)
.....	Richelle Simpson	NCAA Preliminaries (4/24/03)
6. 9.9125	Kristi Esposito	at NCAA Event Finals (4/23/05)
7. 9.90	Sierra Hassel	at NCAA Ann Arbor Regional (4/5/19)
.....	Danielle Breen	at NCAA Semifinals (4/14/17)
.....	Grace Williams.....	at NCAA Lincoln Regional (4/1/17)
.....	Grace Williams.....	at NCAA Iowa City Regional (4/2/16)
.....	Hollie Blanske	at NCAA Super Six Finals (4/19/14)
.....	Jennie Laeng	at NCAA Super Six Finals (4/19/14)
.....	Emily Wong	at NCAA Preliminaries (4/18/14)
.....	Jamie Schleppenbach	at NCAA Preliminaries (4/18/14)
.....	Jessie DeZiel	at NCAA Preliminaries (4/18/14)
.....	Hollie Blanske	at NCAA Preliminaries (4/18/14)



Emily Parsons owns three of Nebraska's top seven postseason scores on the floor exercise.

9.90	Tricia Woo.....	at NCAA Southeast Regional (4/4/09)
9.90	Kathryn Howard.....	at NCAA Super Six Finals (4/27/07)
9.90	Tricia Woo.....	at NCAA Preliminaries (4/26/07)
9.90	Emily Parsons.....	Southeast Regional (4/8/06)
9.90	Emily Parsons.....	at NCAA Super Six Finals (4/22/05)
9.90	Richelle Simpson	South Central Regional (4/9/05)
9.90	Kristi Esposito	at NCAA Preliminaries (4/15/04)
9.90	A.J. Lamb	NCAA Super Six Finals (4/25/03)
9.90	A.J. Lamb	at West Regional (4/12/03)
9.90	Nicole Wilkinson.....	Region 3 Championships (4/10/99)

INDIVIDUAL FLOOR EXERCISE

SCORE	GYMNAST	MEET (DATE)
1. 9.963	Richelle Simpson	NCAA Event Finals (4/26/03)
2. 9.95	Emily Parsons.....	at NCAA Preliminaries (4/20/06)
.....	Emily Parsons.....	at NCAA Super Six Finals (4/22/05)
.....	Emily Parsons.....	NCAA South Central Regional (4/9/05)
.....	Richelle Simpson	NCAA Super Six Finals (4/25/03)
.....	Richelle Simpson	NCAA Preliminaries (4/24/03)
.....	Heather Brink.....	at NCAA Preliminaries (4/13/00)
8. 9.925	Hollie Blanske	at NCAA Semifinals (4/17/15)
.....	Hollie Blanske	at NCAA Ames Regional (4/4/15)
.....	Emily Parsons.....	at NCAA West Regional (4/14/07)
.....	Emily Parsons.....	at NCAA Super Six Finals (4/21/06)
.....	Kylie Stone	at NCAA Super Six Finals (4/21/06)
.....	Emily Parsons.....	at NCAA Event Finals (4/23/05)
.....	Emily Parsons.....	at NCAA Preliminaries (4/21/05)
.....	A.J. Lamb	NCAA Super Six Finals (4/25/03)
.....	A.J. Lamb	NCAA Preliminaries (4/24/03)
.....	Tami Harris	at NCAA South Central Regional (4/7/01)
.....	Misty Oxford.....	Region 3 Championships (4/10/99)
.....	Shelly Bartlett	at NCAA Midwest Regional (4/13/96)

INDIVIDUAL ALL-AROUND

SCORE	GYMNAST	MEET (DATE)
1. 39.800	Richelle Simpson	NCAA Super Six Finals (4/25/03)
2. 39.700	Heather Brink.....	at Region 3 Championships (4/1/00)
3. 39.675	Richelle Simpson	NCAA Preliminaries (4/24/03)
.....	A.J. Lamb	NCAA Super Six Finals (4/25/03)
5. 39.625	Emily Wong	at NCAA West Regional (4/5/14)
.....	Heather Brink.....	at NCAA Super Six Finals (4/14/00)
7. 39.600	Sienna Crouse	at NCAA Ann Arbor Regional (4/5/19)
.....	Heather Brink.....	at NCAA Preliminaries (4/13/00)
9. 39.575	Richelle Simpson.....	at NCAA West Regional (4/12/03)
10. 39.550	Emily Parsons.....	at NCAA Super Six Finals (4/22/05)

NEBRASKA'S CLASS RECORDS

FRESHMAN RECORDS

EVENT	SCORE	GYMNAST	MEET/OPPONENT (DATE)
Vault.....	9.975	Alecia Ingram.....	vs. Iowa State (3/12/01)
Uneven Bars	9.975	Tami Harris.....	Masters Classic (2/27/00)
Balance Beam.....	9.925	Emma Spence.....	at Maryland (2/11/22)
.....	9.925	Megan Schwehofer.....	at Big Five (3/12/16)
.....	9.925	Grace Williams.....	vs. Penn State (1/17/15)
.....	9.925	Kristi Esposito.....	vs. Iowa State (3/14/04)
.....	9.925	Michele Zabawa.....	vs. Iowa State (3/14/04)
.....	9.925	Kristi Esposito.....	at Denver (2/21/04)
.....	9.925	Alecia Ingram.....	vs. Florida (3/4/01)
.....	9.925	Alecia Ingram.....	at WVU Invite (2/10/01)
.....	9.925	Alecia Ingram.....	at Missouri (1/28/01)
Floor Exercise	9.950	Taylor Houchin.....	Masters Classic (2/25/17)
.....	9.950	Taylor Houchin.....	at GymQuarters Invite (2/17/17)
.....	9.950	Jessie DeZiel.....	at Utah (3/19/12)
.....	9.950	Emily Parsons.....	at Arkansas (3/19/05)
.....	9.950	Emily Parsons.....	South Central Regional (4/9/05)
.....	9.950	Emily Parsons.....	at NCAA Super Six (4/22/05)
All-Around	39.650	Taylor Houchin.....	Masters Classic (2/25/17)

SOPHOMORE RECORDS


EVENT	SCORE	GYMNAST	MEET/OPPONENT (DATE)
Vault.....	10.00	Ashley Lambert	at Rutgers (1/24/15)
.....	10.00	Ashley Lambert.....	vs. Penn State (1/17/15)
.....	10.00	Jess Wertz.....	at ASU Invite (3/16/01)
Uneven Bars	10.00	Bree Dority-O'Callaghan.....	at Big 12 Champs (3/24/01)
Balance Beam.....	9.975	Richelle Simpson	Masters Classic (2/23/02)
Floor Exercise	9.975	Richelle Simpson	Masters Classic (2/23/02)
All-Around	39.675	Jessie DeZiel.....	vs. Iowa (3/4/13)

JUNIOR RECORDS

EVENT	SCORE	GYMNAST	MEET/OPPONENT (DATE)
Vault.....	10.00	Erin Davis.....	vs. Minnesota and Illinois (1/15/10)
.....	10.00	Emily Parsons.....	at Hearts Invitational (2/17/07)
.....	10.00	Richelle Simpson	vs. Iowa State (3/23/03)
.....	10.00	Tami Harris.....	vs. Oklahoma (2/1/03)
.....	10.00	Richelle Simpson	vs. Alabama (1/26/03)
Uneven Bars	9.950	Taylor Houchin.....	at Big Ten Champs. (3/23/19)
.....	9.950	Taylor Houchin.....	at Masters Classic (3/16/19)
.....	9.950	Emily Wong	vs. Iowa (3/4/13)
.....	9.950	Janelle Giblin.....	vs. Iowa State (3/16/12)
.....	9.950	Richelle Simpson.....	NCAA Super Six Finals (4/25/03)
.....	9.950	Julie Houk.....	vs. Iowa State (3/23/03)
.....	9.950	Richelle Simpson	at Michigan (3/14/03)
.....	9.950	Richelle Simpson	at Penn State (3/1/03)
.....	9.950	Tami Harris.....	Big 12 Championships (3/29/03)
.....	9.950	Julie Houk.....	Masters Classic (2/23/02)
.....	9.950	Heather Brink.....	vs. Penn State (3/14/99)
.....	9.950	Misty Oxford.....	at Penn State (3/14/98)
Balance Beam.....	10.00	Richelle Simpson	vs. Oklahoma (2/1/03)
Floor Exercise	10.00	Richelle Simpson	Big 12 Champs (3/29/03)
.....	10.00	Richelle Simpson	at Michigan (3/14/03)
.....	10.00	Richelle Simpson	vs. Oklahoma (2/1/03)
All-Around	39.825	Richelle Simpson	vs. Iowa State (3/23/03)

SENIOR RECORDS

EVENT	SCORE	GYMNAST	MEET/OPPONENT (DATE)
Vault.....	10.00	Erin Davis.....	vs. Arizona State (3/6/11)
.....	10.00	Richelle Simpson	at Missouri (1/28/05)
.....	10.00	Gina Bruce.....	vs. Missouri (1/31/04)
.....	10.00	A.J. Lamb.....	vs. Alabama (1/26/03)
.....	10.00	Heather Brink.....	at NCAA Regional (4/1/00)
.....	10.00	Heather Brink.....	vs. BYU (3/13/00)
.....	10.00	Heather Brink.....	vs. Iowa State (2/15/00)
Uneven Bars	10.00	Janelle Giblin.....	vs. Iowa (3/4/13)
Balance Beam.....	9.950	Sophia McClelland.....	vs. Illinois (1/20/24)
.....	9.950	Sienna Crouse.....	vs. Southern Utah (3/2/19)
.....	9.950	Emily Wong	at Super Six Finals (4/19/14)



Jessie DeZiel set the sophomore class all-around record with a 39.675 against Iowa in 2013.

.....	9.950	Emily Wong	at Big Ten Champs (3/22/14)
.....	9.950	Tricia Woo.....	vs. Iowa State (3/8/09)
.....	9.950	A.J. Lamb.....	Masters Classic (2/23/03)
.....	9.950	Laura Goss.....	Masters Classic (2/23/02)
.....	9.950	Laurie McLaughlin	Masters Classic (2/28/99)
Floor Exercise	10.00	Emily Wong	at Big Ten Champs (3/22/14)
.....	10.00	Richelle Simpson	at Arkansas Quad (3/19/05)
All-Around	39.750	Tami Harris.....	vs. Missouri (1/31/04)
.....	39.750	A.J. Lamb.....	vs. Alabama (1/26/03)

NEBRASKA'S ALL-TIME LETTERWINNERS

STUDENT-ATHLETE	HOMETOWN	YEARS LETTERED		
Albano, Trisha	Holtville, N.Y.	1987	Johnson, Kylee	Lincoln, Neb. 2005
Bachmeier, Natalie	Minot, N.D.	1991-92	Johnson, Shelly	Laramie, Wyo. 1994-95
Bacskey, Csenge	Budapest, Hungary	2023-24	Johnston, Abby	Parkland, Fla. 2019-20
Bair, Tami	Indianapolis, Ind.	1987-88-89-90	Kaemmerlen, Stephanie	St. Louis, Mo. 1989-90
Baker, Barbara		1976	Kinneman, Meg	Chatham, Ill. 1984
Barmore, Deanna	Omaha, Neb.	2011-12	Kuenemann, Katie	Longview, Texas 2022-23-24
Barth, Katelyn	Fargo, N.D.	2023-24	Kuo, Megan	Arcadia, Calif. 2016-17
Bartlett, Shelly	Spokane, Wash.	1994-95-96-97	Laeng, Jennie	West Middlesex, Pa. 2014-15-16-17
Beck, Jordyn	Overland Park, Kan.	2014	Lamb, A.J.	Lincoln, Neb. 2000-01-02-03
Bertolotti, Elizabeth	Western Springs, Ill.	1985	Lamb, Alisha	Lincoln, Neb. 1997-98-99
Blanske, Hollie	Oak Grove, Minn.	2013-14-15-16	Lamb, Arica	Lincoln, Neb. 1997-98-99-00
Bosle, Renee	Omaha, Neb.	1982-83-84	Lambert, Ashley	Newport News, Va. 2014-15-16-17
Breen, Danielle	Ames, Iowa	2015-16-17-18	Landgraf, Libby	Fort Collins, Colo. 2001-02-03-04
Brezanski, Anita	Lincoln, Neb.	1982	Larange, Chloe	Laval, Quebec 2021
Brink, Heather	Lincoln, Neb.	1997-98-99-00	Lauer, Amanda	Sioux City, Iowa 2013-14-15
Brown, Courtney	Fishers, Ind.	1996-97-98-99	Lauer, Jennifer	Sioux City, Iowa 2012-13-14-15
Bruce, Gina	Champlin, Minn.	2001-02-03-04	Laverman, Sue	Glendale, Ariz. 1987
Bryan, Debbie	Albuquerque, N.M.	1991	Lichtenstein, Nita	Houston, Texas 1989-90-91
Bryant, Michele	Blue Springs, Mo.	1987-88-89-90	Liddick, Peggy	Lincoln, Neb. 1977-78-79
Buckey, Carrie	Green Bay, Wis.	1977-78	Litrenta, Susan	York, Pa. 1980-81-82
Burchell, Maureen	Colorado Springs, Colo.	1984	Long, Sabrina	Tulsa, Okla. 2006-08
Burdette, Angie	Greeley, Colo.	1987-88-89-90	Lundeen, Carol	1976
Busacker, Katelyn	Omaha, Neb.	2012	Madigan, Annette	St. Paul, Minn. 1982-83-84-85
Bush, Lynne	Lincoln, Neb.	1980-81	Madsen, Karen	Lincoln, Neb. 1979-80
Bussard, Pam	Littleton, Colo.	1981-82-83	Martin, Ariel	Chicago, Ill. 2014-15
Byrd, Tiffany	Orlando, Fla.	2003-04	McClelland, Sophia	Camarillo, California 2023-24
Camp, Kristi	Mequon, Wis.	1992-93-94-95	McConkey, Madison	Lincoln, Neb. 2014-15-16
Campbell, Brenda	Aurora, Neb.	1981	McCrary, Lisa	Eagan, Minn. 1988-89-90-91
Carmichael-Gerard, Patty	Montgomeryville, Pa.	1978-79-80	McLaughlin, Laurie	State College, Pa. 1995-96-97-98-99
Carter, Stephanie	Bryn Athyn, Pa.	2004-05-06-07	Meloche, Vanessa	Montreal, Quebec 2005-06-07-08
Carvajal, Cindy	San Antonio, Texas	1991-92	Millis, Dani	Frisco, Texas 2004-05
Cash, Karla	Willmar, Minn.	1990-91-92	Moore, Kameron	West Bloomfield, Mich. 2015
Cassanos, Cathy	Newark, Ohio	1986-87	Nathe, Kassandra	Sartell, Minn. 2009-10-13
Cassello, Jackie	South Hempstead, N.Y.	1985	Newport, Peggy	1976
Chmelka, Carol	Omaha, Neb.	1980-81-82	Newport, Vicki	1976
Chung, Kelli	Torrance, Calif.	2016-18-19	Nicolini, Meghan	Annapolis, Md. 1993-94-95
Clark, Alexa	Golden, Colo.	2017	Ocel, CeCe	Apple Valley, Minn. 1990-91-92
Clemons, Jane	Omaha, Neb.	1987-88-89-90	Ocel, Mary	Apple Valley, Minn. 1986-87-88
Colombo, Clara	Caravaggio, Italy	2020-21-22-23-24	Oh, Laura	Shoreview, Minn. 2017
Comin, Martina	Vicenza, Italy	2021-22-23-24	Ohlendorf, Laura	Austin, Texas 1997-98-99
Concannon, Jeanne	Colorado Springs, Colo.	1978	Orel, Catelyn	Blue Springs, Mo. 2016-18-19
Cottrill, Nancy	New London, N.H.	1983	Oxford, Misty	Kelso, Wash. 1996-97-98-99
Crouse, Sienna	Fargo, N.D.	2016-17-18-19	Parsons, Emily	St. Charles, Mo. 2005-06-07-08
Curtis, Makayla	Savannah, Ga.	2018-19-20-21-22	Pendley, Shelly	Oklahoma City, Okla. 1991
Czaplewski, Sandy	Grand Island, Neb.	1977-78	Petricek, Catherine Ann	Omaha, Neb. 1980
Davis, Erin	Round Rock, Texas	2008-09-10-11	Phillips, Lori	Oklahoma City, Okla. 1991-92-93-94
Davis, Kinsey	Huntersville, N.C.	2021-22-23-24	Piringer, Kylie	Ramsey, N.J. 2020-21-22-23
De Jesus, Adnerys	Greenwich, Conn.	2019-20	Powers, Susan	Lincoln, Neb. 1983
De Jesus-Cortes, Joanne	Lago Vista, Texas	2021-22	Press, Danielle	Conroe, Texas 2021
DeHaan, Kim	Sioux Falls, S.D.	1994-95-96-97	Quinn, Kaylee	Rockaway, N.J. 2019-20
DeZiel, Jessie	Rogers, Minn.	2012-13-14-15	Redwine, Mary Beth	Omaha, Neb. 1980-81-83
Dillman, Amie	Katy, Texas	1996-97-98-99	Reid, Kaitlin	Santa Fe, N.M. 2011
Dority-O'Callaghan, Bree	Kearney, Neb.	1999-00-01	Reisdorff, Renee	Omaha, Neb. 1979
Dujakovich, Anika	Lenexa, Kan.	2018-19-20-21-22	Richter, Robin	Lincoln, Neb. 1991-92
Duval, Nicole	Lincoln, Neb.	1992-93-94-95	Rimply, Tamie	1976
Epperson, Abbie	Allen, Texas	2017-18	Ringo, Amy	Phoenix, Ariz. 1998-99-00-01
Esposito, Kristi	Slidell, La.	2004-05	Robertson, Christine	Brookfield, Wis. 1977-78-79-80
Evans, Nancy	Bellevue, Neb.	1980-81	Roby, Kynsee	Gardner, Kan. 2018-20-21-22
Evenstad, Lora	Grand Forks, N.D.	2009-10-11-12	Rourke, Halle	Waverly, Neb. 2022-23-24
Foster, Shane	Danville, Calif.	1990-91	Ruddick, Kathi	1977
French, Jen	Greensboro, N.C.	2000-01-02-03	Saas, Jamie	Aurora, Ill. 2002-03-04-05
Frost, Emalee	Arrington, Tenn.	2024	Sander, Joanie	Lincoln, Neb. 1985
Furman, Terri	Lincoln, Neb.	1982-83-84-85	Savage, Crystal	Sioux Falls, S.D. 1986-87-88-89
Fyffe, Kristin	Cincinnati, Ohio	2009-10	Saviski, Laura	Westmont, Ill. 1988-89-90
Gard, Allie	Round Rock, Texas	2023-24	Scaffidi, Maria	Sussex, Wis. 2007-08-10-11
Giblin, Janelle	San Ramon, Calif.	2010-11-12-13	Schleppenbach, Jamie	Lincoln, Neb. 2011-12-13-14
Gloudemans, Carrie	Neanah, Wis.	2002-03	Schweihofer, Megan	China, Mich. 2016-17-18-19
Gerbig, Karla		1976	Scott, Mary	1976
Gibson, Genesis	Prosper, Texas	2022-23-24	Shows, Kami	Winchester, Calif. 2016-17
Goss, Laura	Austell, Ga.	1999-00-01-02	Sikon, Isabel	San Antonio, Texas 2024
Gould, Renee	Lincoln, Neb.	1984-85-86	Simpson, Richelle	Toronto, Ontario 2002-03-04-05
Gowda, Natasha	Vancouver, British Columbia	2004	Simpton, Emma	Dallas, Texas 2022-23-24
Grabowski, Kim	Lincoln, Neb.	1981-82-83-84	Sinclair, Billy Jo	Missoula, Mont. 1993
Habbib, Brittnee	North York, Ontario	2008-09-10-11	Skinner, Brittany	Los Altos, Calif. 2010-11-12-13
Hagemann, Char	Papillion, Neb.	1983-84-85	Slade, Jenny	Mills, Neb. 1993-94
Hall, Ayzhia	Rogers, Ark.	2022-23-24	Smith, Jeaneane	Loves Park, Ill. 1986-87-88-89
Hall, Teri	Emmaus, Pa.	1984-85	Smith, Racine	Lanham, Md. 1985-86-87-88
Hargrove, Sarah	Hendersonville, N.C.	2019	Sniatynski, Desiré	Kenosha, Wis. 2005-06-07-08
Harris, Tami	Virginia Beach, Va.	2001-02-03-04	Spence, Emma	Cambridge, Ontario 2022-23-24
Harrison, Debbie	Wilmington, Del.	1980-81-82-83	Stanhope, Lucy	Warrington, England 2024
Harvey, Vicki	Omaha, Neb.	1979	Steinauer, Maddie	Omaha, Neb. 2010-11
Hassel, Sierra	Johnston, Iowa	2017-18-19-20	Stephens, Desiré	Omaha, Neb. 2012-13-14-15
Hawkins, Kailyn	Charlotte, N.C.	2012-13	Stone, Kylie	Calgary, Alberta 2006-07-09-10
Hawkinson, Jennifer	Boise, Idaho	1992-93-94-95	Swift, Jess	St. Cloud, Minn. 1996-97-98-99
Hermanson, Kris	Lincoln, Neb.	1978-79	Tanner, Kylie	Brisbane, Australia 2004
Higgins, Kaitlyn	Walworth, Wis.	2021-22	Taylor, Joy	New Palestine, Ind. 1993-94-95-96
Holling, Janet	Elkhorn, Neb.	1985-86	Thaler, Kathryn	Katy, Texas 2020-21-22-23
Homecillo, Lauren	Papillion, Neb.	2023-24	Thompson, Megan	Gilbert, Ariz. 2019
Houchin, Taylor	Republic, Mo.	2017-18-19-20	Thompson, Rachel	Lincoln, Neb. 2018-19
Houk, Julie	Hamilton, Ohio	2000-01-02-03	Twoey, Jodie	Philipsburg, Pa. 1983
Howard, Kathryn	Houston, Texas	2007-08-09-10	Verceles Carr, Megan	Monte Sereno, Calif. 2018-19-20
Hutchinson, Karley	Pearland, Texas	2018	Vogel, Katie	Brookfield, Wis. 1978
Hutchinson, Torri	Pearland, Texas	2018	Vratil, Lori	Fort Collins, Colo. 1989
Idler, Erika	Omaha, Neb.	1988	Warren, Savannah	Parker, Colo. 2023
Ingram, Alecia	Knoxville, Tenn.	2001-02	Wertz, Jess	Lebanon, Ohio 2000-01-02-03
Jencks, Whitney	Madison, S.D.	2024	Wilkinson, Nicole	London, Ontario 1997-98-99-00
Jenkins, Martha	Kingwood, Texas	1992-93-94-95	Williams, Grace	Linden, Mich. 2015-16-17-18
			Williams, Brittney	Hatboro, Pa. 2005-06-07-09

NEBRASKA'S ALL-TIME LETTERWINNERS

STUDENT-ATHLETE	HOMETOWN	YEARS LETTERED
Wong, Emily	Grand Forks, N.D.	2011-12-13-14
Woo, Tricia	Milpitas, Calif.	2006-07-08-09
Zabawa, Michele	Omaha, Neb.	2004-05-06-07

NEBRASKA'S ALL-TIME RESULTS



Karen Balke
1975-76

The first head coach in Nebraska women's gymnastics history, Karen Balke guided the Huskers to a 9-12 regular-season record and a 2-9 postseason record during the 1975-76 regular season. Despite a fifth-place finish at the conference meet, the Huskers earned a berth to the AIAW Region 6 meet by averaging 79.54 points in their best three meets.



Judy Schalk
1976-83

Judy Schalk took over the head coaching reins following Nebraska's first season of varsity competition in 1976 and led the Huskers for seven seasons. She compiled an overall record of 171-122-3 and a regular-season record of 135-70-2 at Nebraska. Schalk's teams captured five conference championships and qualified for nationals four times.

1976

REGULAR SEASON: 9-12 • POSTSEASON: 2-9

Date	NU	Opponent	Score	W/L
12/13	87.31	Central Missouri State	77.42	W
		at Emporia State	73.11	W
		Wichita State	61.41	W
1/17	70.61	at South Dakota State	84.15	L
		Grand View	96.02	L
		Augustana	18.86	W
1/24	73.65	Drake	18.25	W
		Augustana	13.25	W
1/31	71.45	at Iowa State Invite	(4th)	
		at Iowa State	96.65	L
		St. Cloud State	80.95	L
		Mankato State	74.25	L
		Wichita State	57.45	W
2/7	64.10	Iowa	61.65	W
		Oklahoma State	54.10	W
2/14	68.14	vs. Kansas	84.62	L
		at Washburn	71.56	L
2/20	79.20	at Big Eight Championships (5th)		
		at Colorado	99.15	L
		Iowa State	95.80	L
		Kansas	84.55	L
		Oklahoma State	80.25	L
2/27	63.25	at South Dakota State	73.25	L
3/11	78.28	at AIAW Region 6 Meet (10th)		
		SW Missouri State	108.28	L
		Grand View	105.29	L
		Minnesota	99.16	L
		Iowa State	96.79	L
		Gustavus Adolphus	93.69	L
		Kansas	88.78	L
		Mankato State	87.43	L
		at South Dakota State	87.37	L
		Iowa	84.75	L
		Bemidji State	77.20	W
		Central Missouri State	15.87	W

Note: To qualify for the regional meet, a team needed to average 76 points in three meets.

1977

REGULAR SEASON: 14-4 • POSTSEASON: 4-3

Date	NU	Opponent	Score	W/L
12/4	118.30	at South Dakota State	107.95	W
		Bemidji State	105.65	W
12/11	119.70	Drake	119.50	W
1/21	119.50	Kansas	75.30	W
		Chadron State	34.10	W
1/29	116.75	at Iowa State	123.95	L
		Drake	105.20	W
		Wichita State	90.20	W
1/31	118.50	Grand View	131.20	L
2/5	124.55	NW Missouri State Invite	(1st)	
		at NW Missouri State	N/A	W
		Emporia State	N/A	W
		Arkansas	N/A	W
2/10	116.20	at Big Eight Championships (2nd)		
		at Iowa State	123.05	L
		Kansas	113.10	W
		Oklahoma State	104.85	W
2/17	124.40	SW Missouri State	134.15	L
2/24	130.28	Nebraska State Meet (1st)		
		Chadron State	37.38	W
3/4	129.95	South Dakota State	113.30	W
3/10	127.70	AIAW Region 6 Meet (4th)		
		(hosted by Nebraska)		
		SW Missouri State	142.20	L
		Grand View	136.85	L
		Iowa	128.50	L
		Minnesota	126.50	W
		Iowa State	124.05	W
		South Dakota State	105.75	W
		Minot State	83.75	W

Note: The top team at the region meet qualified for the national championship, provided it scored at least a 134. Any other team that scored 134 or better could earn an at-large berth.

1978

REGULAR SEASON: 21-8 • POSTSEASON: 7-2

Date	NU	Opponent	Score	W/L
11/5	123.75	at Minnesota	125.80	L
12/3	130.75	Nebraska Quadrangular	(1st)	
		Minnesota	119.25	W
		Oklahoma State	117.20	W
		South Dakota State	95.60	W
1/9	130.05	at Rocky Mountain Open	(2nd)	
		Utah State	131.65	L
		Northern Colorado	124.80	W
		New Mexico	122.80	W
		Denver	121.55	W
		Air Force	116.65	W
		at Colorado State	115.65	W
		Eastern Montana	102.30	W
		Southern Colorado	99.60	W
1/14	98.25	Iowa State	124.25	L
1/20	121.60	at Drake	130.80	L
		Wichita State	120.80	W
1/21	123.60	at Kansas	108.60	W
1/28	130.20	Windy City Invite	(2nd)	
		at Illinois-Chicago	132.10	L
		Wisconsin-La Crosse	121.40	W
2/4	135.90	Wichita State	118.75	W
2/11	133.10	Southern Illinois	138.15	L
		Grand View	136.65	L
		at Drake	128.90	W
2/17	130.75	Big Eight Championships	(1st)	
		(hosted by Nebraska)		
		Colorado	129.15	W
		Iowa State	117.35	W
		Oklahoma State	114.10	W
		Kansas	110.60	W
2/24	132.75	at Colorado	138.05	L
		Denver	131.95	W
2/25	126.55	at Colorado State	123.25	W
3/10	135.50	at Region 6 Meet	(3rd)	
		at SW Missouri State	147.45	L
		Grand View	136.25	L
		Minnesota	131.00	W
		Wichita State	127.65	W
		Iowa State	127.65	W
		Drake	126.05	W
		Iowa	115.30	W
		Gustavus Adolphus	112.00	W
		SE Missouri State	103.75	W

1979

REGULAR SEASON: 20-10-2 • POSTSEASON: 9-11

Date	NU	Opponent	Score	W/L
11/18	123.10	Minnesota	123.10	T
11/24	117.60	Midwest Open	(4th)	
		LSU	128.60	L
		Illinois-Chicago	124.75	L
		Indiana State	121.25	L
12/2	122.25	Oklahoma State	126.82	L
		South Dakota State	76.50	W
12/8	123.65	at Rocky Mountain Open	(6th)	
		Northern Colorado	128.15	L
		Ohio State	127.90	L
		Arizona State	126.65	L
		Utah State	126.00	L
		Denver	124.95	L
		at Colorado State	122.30	W
		Colorado	118.80	W
		Air Force	110.70	W
1/20	128.75	at SW Missouri State	132.75	L
		Wichita State	120.35	W
1/27	129.65	at Windy City Open	(1st)	
		Michigan	126.30	W
		at Illinois-Chicago	123.90	W
		Iowa State	123.20	W
		Central Michigan	116.65	W
		Illinois State	116.20	W
		Iowa	114.40	W
		Wisconsin-La Crosse	107.45	W
		Northern Michigan	103.65	W
		Wisconsin-Eau Claire	103.30	W
2/10	135.05	Kansas	123.30	W
2/16	132.55	at Big Eight Championships	(1st)	



The 1979 team was the first to earn a championship berth and produced NU's first All-Americans. The team tied for 11th, led by Patty Carmichael-Gerard (front right) and Renee Reisdorff (second from right).

NEBRASKA'S ALL-TIME RESULTS



Patty Carmichael-Gerard was one of NU's first All-Americans, placing fifth on floor and 10th in the all-around at the 1979 AIAW National Championships.

		at Colorado	131.05	W
		Oklahoma State	129.00	W
		Kansas	124.80	W
		Iowa State	119.00	W
2/24	136.40	Colorado	129.85	W
3/2	132.25	LSU	132.25	T
3/16	135.75	at AIAW Region 6 Meet (2nd)		
		SW Missouri State	137.85	L
		Kansas	131.20	W
		at Iowa State	129.20	W
		Grand View	129.10	W
		Minnesota	128.50	W
		St. Cloud State	118.80	W
3/30	131.95	at AIAW Championships (11th)		
		Cal State Fullerton	143.80	L
		at Penn State	143.70	L
		Clarion	141.75	L
		Utah	138.10	L
		SW Missouri State	137.70	L
		USC	135.25	L
		Oregon State	134.55	L
		Louisville	133.90	L
		Pittsburgh	133.85	L
		Utah State	133.70	L
		LSU	131.95	T
		Georgia	131.60	W
		UCLA	130.95	W
		Eastern Kentucky	130.45	W
		Kent State	129.80	W

1980

REGULAR SEASON: 28-7 • POSTSEASON: 4-16

Date	NU	Opponent	Score	W/L
11/18	135.50	at Iowa Invitational (1st)		
		at Iowa	126.60	W
		St. Cloud State	121.15	W
		Wisconsin	118.40	W
		Kansas	111.95	W
		Wisconsin-La Crosse	108.50	W
		Mankato State	108.10	W
		South Dakota State	88.90	W
12/15	134.85	Iowa	124.65	W
1/11	131.20	at Utah State	129.10	W
		Boise State	121.70	W
1/12	127.70	at BYU	135.00	L
		Montana State	111.20	W
1/19	133.65	Missouri	129.40	W
1/26	128.95	at Windy City Invite (4th)		
		Louisville	134.05	L
		Minnesota	132.45	L
		Illinois	130.55	L
		Southern Illinois	128.75	W
		Pittsburgh	127.35	W
		at Illinois-Chicago	126.85	W
		Iowa State	125.50	W
		Michigan	124.85	W
		Iowa	121.80	W
		Central Michigan	115.95	W
2/8	136.65	at Kansas	94.35	W
2/15	140.55	at Big Eight Championships (1st)		
		at Oklahoma State	138.55	W

		Missouri	135.50	W
		Colorado	133.70	W
		Iowa State	131.30	W
		Kansas	98.20	W
2/23	132.60	at Colorado	134.70	L
		Denver	129.40	W
		Colorado State	128.15	W
		Kansas	95.70	W
3/2	133.55	at LSU	141.20	L
3/9	133.80	at Oklahoma State	141.60	L
3/21	139.75	at Region 6 Meet (2nd)		
		Minnesota	141.95	L
		Missouri	137.50	W
		Iowa State	133.55	W
		Iowa	126.75	W
		at Kansas	98.10	W
4/5	126.70	at AIAW Championships (16th)		
		Penn State	145.50	L
		Utah	144.15	L
		Cal State Fullerton	143.65	L
		Oregon State	140.15	L
		UCLA	138.85	L
		at LSU	137.90	L
		BYU	137.50	L
		Louisville	137.40	L
		Arizona State	136.95	L
		Jacksonville State	135.15	L
		Southern Illinois	132.85	L
		Florida	132.65	L
		Utah State	131.45	L
		Oklahoma State	131.05	L
		Minnesota	130.05	L

Note: Kansas and Colorado dropped their programs following the 1980 season.

1981

REGULAR SEASON: 12-19 • POSTSEASON: 1-3


Date	NU	Opponent	Score	W/L
1/2	125.15	at Aloha Gymfest (3rd)		
		Cal State Fullerton	137.65	L
		Oregon State	135.55	L
		Stanford	122.30	W
1/17	127.25	at Minnesota Invite (3rd)		
		at Minnesota	130.40	L
		Iowa State	118.75	W
		Wisconsin	113.80	W
1/18	125.95	at Missouri	137.00	L
1/26	131.00	Oklahoma State	138.35	L
		BYU	131.30	L
1/30	125.40	at Windy City Invite (7th)		
		Arizona State	137.70	L
		Louisville	135.60	L
		at Illinois-Chicago	135.45	L
		Southern Illinois	133.10	L
		Michigan	130.85	L
		Illinois	129.50	L
		Iowa State	124.05	W
2/6	133.65	at Iowa	129.80	W
2/7	134.05	at Iowa State	131.70	W
2/15	132.70	Denver	130.00	W
	136.50	at Big Eight Championships (3rd)		
		at Oklahoma State	144.20	L
		Missouri	137.55	L
		Iowa State	128.55	W
		Oklahoma	111.70	W
2/27	135.50	at Shanico Inn-vitational (6th)		
		at Oregon State	145.90	L
		UCLA	142.25	L
		LSU	141.65	L
		Washington	137.60	L
		BYU	137.35	L
		Portland State	121.20	W
		Oregon	86.50	W
3/15	139.70	Utah State	139.45	W
3/27	134.35	at AIAW Region 6 Meet (4th)		
		Missouri	139.95	L
		Minnesota	135.50	L
		Iowa	134.95	L
		at Iowa State	127.45	W

1982

REGULAR SEASON: 22-6 • POSTSEASON: 5-8

Date	NU	Opponent	Score	W/L
12/4	135.65	at Rocky Mountain Open (3rd)		
		Denver	137.15	L
		New Mexico	135.95	L
		Air Force	129.35	W
		Texas-El Paso	126.20	W
		Boise State	125.05	W
		Northern Colorado	121.70	W
		Montana State	119.70	W
		Southern Colorado	116.45	W
1/5	139.45	at UTEP	126.35	W
1/16	134.85	at Arizona	135.50	L
1/18	142.65	at Utah State	142.85	L
1/22	140.60	at Oklahoma State	137.70	W
		Oklahoma	138.55	W
1/23	139.25	at New Mexico	139.15	W
1/30	135.85	at Windy City Invite (3rd)		
		at Illinois-Chicago	137.85	L
		Louisville	137.45	L
		Michigan	134.85	W
		Iowa State	129.50	W
2/6	142.75	Minnesota	136.60	W
2/13	142.55	Illinois-Chicago	139.60	W
		Iowa State	130.85	W
2/21	141.25	Missouri	137.25	W
		Winona State	135.45	W
		Denver	134.55	W
2/26	143.90	at Big Eight Championships (1st)		
		at Missouri	141.50	W
		Oklahoma State	141.45	W
		Oklahoma	138.25	W
		Iowa State	125.60	W
3/12	144.20	at NCAA Central Regional (2nd)		
		at Oklahoma State	145.55	L
		Oklahoma	142.15	W
		Missouri	141.60	W
		New Mexico	139.45	W
3/26	138.10	at NCAA Championships (8th)		
		at Utah	148.60	L
		Cal State Fullerton	144.10	L
		Penn State	143.10	L
		Oregon State	143.00	L
		Arizona State	142.95	L
		UCLA	142.40	L
		Florida	140.90	L
		Oklahoma State	137.20	W
		Michigan	136.90	W

Note: Following the 1980-81 season, the regions were realigned with schools from Texas and New Mexico added to the Central Region.



Rick Walton
1983-1993

1983

REGULAR SEASON: 18-16 • POSTSEASON: 6-9

Date	NU	Opponent	Score	W/L
12/10	168.80	at Rocky Mountain Open (4th)		
		New Mexico	170.60	L
		Denver	169.40	L
		BYU	168.90	L
		at Air Force	164.00	W
		Northern Colorado	162.85	W
		Southern Colorado	148.65	W
		Fort Hays State	143.70	W
12/28	162.50	at Aloha Gymfest (3rd)		
		Arizona State	182.90	L
		Cal State Fullerton	174.35	L

In 10 seasons at Nebraska, Rick Walton's Huskers finished no lower than third in the conference and qualified for the NCAA Championships four straight years from 1987 to 1990, including a fourth-place showing in 1989. He finished his career with an overall record of 173-121 and a 136-65 regular-season mark.

NEBRASKA'S ALL-TIME RESULTS

	Montana State	155.90	W
1/9	167.25 at Minnesota	171.40	L
	Ohio State	174.40	L
1/14	175.35 at Missouri	172.30	W
1/22	176.35 Denver	172.40	W
	Illinois-Chicago	162.00	W
1/30	178.75 Oklahoma State	175.00	W
2/4	174.35 at Red & White Classic (4th)		
	at Alabama	181.75	L
	Georgia	178.25	L
	Ohio State	175.25	L
	Maryland	169.55	W
2/9	173.95 at Penn State	174.75	L
2/11	177.80 at West Virginia	177.40	W
2/20	177.00 Oklahoma	176.80	W
	Iowa State	167.45	W
2/25	169.00 at Shanico Inn-vitational (6th)		
	Arizona State	185.05	L
	Utah	183.40	L
	at Oregon State	180.55	L
	USC	176.20	L
	Georgia	175.00	L
	Michigan	167.35	W
3/4	180.30 at Big Eight Championships (1st)		
	Oklahoma	177.20	W
	Missouri	176.05	W
	Oklahoma State	175.10	W
	at Iowa State	169.20	W
3/26	178.15 at NCAA Central Regional (1st)		
	Minnesota	173.45	W
	Michigan State	172.00	W
	Illinois	171.75	W
	Missouri	171.70	W
	at Southern Illinois	170.45	W
	Indiana	167.35	W
4/8	165.55 at NCAA Championships (10th)		
	at Utah	184.60	L
	Arizona State	183.30	L
	Cal State Fullerton	179.25	L
	Alabama	179.05	L
	Florida	177.85	L
	LSU	177.80	L
	UCLA	177.80	L
	Ohio State	176.65	L
	Oregon State	173.55	L

Note: A new scoring system was implemented for the 1983 season where five scores were counted toward the team total instead of the traditional four.

1984

REGULAR SEASON: 19-10 • POSTSEASON: DNG

Date	NU	Opponent	Score	W/L
12/9	169.65	at Rocky Mountain Open (2nd)		
		Denver	174.65	L
		New Mexico	167.60	W
		at Air Force	166.65	W
		Northern Colorado	159.30	W
		Fort Hays State	156.75	W
		Adams State	153.00	W
		Western State	126.50	W
1/14	170.20	at Ohio State	179.45	L
		West Virginia	163.25	W
1/22	173.10	Oklahoma	173.80	L
		Iowa State	124.15	W
2/3	174.75	at Red & White Classic (5th)		
		Georgia	181.70	L
		at Alabama	181.45	L
		Ohio State	179.30	L
		Oklahoma	177.45	L
		Maryland	174.10	W
2/7	178.05	Penn State	178.35	L
2/11	177.65	at Iowa State Quadrangular (1st)		
		Minnesota	174.85	W
		at Iowa State	170.95	W
		Wisconsin	169.15	W
		Illinois-Chicago	167.35	W
2/19	179.15	Missouri	178.15	W
		Denver	174.10	W
2/24	179.50	at Oklahoma	180.20	L
2/25	178.85	at Oklahoma State	177.25	W
3/9	176.70	at Big Eight Championships (2nd)		
		at Oklahoma	179.05	L
		Missouri	176.25	W
		Oklahoma State	174.35	W
		Iowa State	168.55	W

1985

REGULAR SEASON: 13-6 • POSTSEASON: 1-4

Date	NU	Opponent	Score	W/L
1/12	178.80	Iowa State	166.95	W
1/18	174.80	Georgia	178.15	L
		Oklahoma State	172.90	W
1/31	175.55	at Illinois Triangular (1st)		
		at Illinois State	174.65	W
		Illinois	173.80	W
2/2	178.35	at Penn State	176.60	W
2/17	179.00	Winona State	177.00	W
2/23	179.55	Ohio State	181.40	L
3/1	174.10	at Sizzler Invite (4th)		
		at Cal State Fullerton	186.40	L

		Stanford	183.65	L
		USC	175.95	L
3/2	182.35	at ASU Triangular (1st)		
		California	178.80	W
		UCLA	177.60	W
		at Arizona State	158.85	W
3/7	181.60	Missouri	179.70	W
3/15	182.95	Big Eight Championships (2nd) (hosted by Nebraska)		
		Oklahoma	183.95	L
		Missouri	181.10	W
		Oklahoma State	180.35	W
		Iowa State	169.45	W
3/30	178.70	at NCAA Midwest Regional (5th)		
		Utah	188.85	L
		at Arizona State	187.50	L
		Arizona	182.15	L
		Oklahoma	181.85	L
		BYU	176.20	W

1986

REGULAR SEASON: 14-9 • POSTSEASON: 0-5

Date	NU	Opponent	Score	W/L
1/18	182.15	at Oklahoma State	176.55	W
1/23	181.90	at Missouri	179.60	W
1/29	182.05	Penn State	178.70	W
		New Mexico	171.90	W
1/31	177.70	at Florida Quadrangular (2nd)		
		at Florida	181.70	L
		Minnesota	173.85	W
		West Virginia	173.50	W
2/3	179.70	at Georgia	185.25	L
		Minnesota	179.30	W
2/15	179.10	at UCLA Invitational (4th)		
		Arizona State	184.95	L
		Cal State Fullerton	184.15	L
		at UCLA	182.40	L
2/21	178.55	at ASU Quadrangular (3rd)		
		at Arizona State	185.25	L
		UCLA	183.25	L
		Houston Baptist	168.60	W
2/23	179.10	Illinois State	172.70	W
3/9	182.55	Iowa State	172.45	W
3/15	182.55	Missouri	176.10	W
3/21	179.95	at Big Eight Championships (3rd)		
		Oklahoma	181.15	L
		Oklahoma State	180.45	L
		at Missouri	178.35	W
		Iowa State	82.50	W
3/27	181.55	Iowa State	146.55	W
4/5	181.60	at NCAA Midwest Regional (6th)		
		at Utah	187.75	L
		Arizona State	187.70	L
		Arizona	184.85	L
		Oklahoma	184.10	L
		Utah State	182.75	L

1987

REGULAR SEASON: 13-8 • POSTSEASON: 5-12

Date	NU	Opponent	Score	W/L
1/16	181.90	Arizona	184.45	L
		Minnesota	177.45	W
1/23	182.25	at Penn State Triangular (1st)		
		Ohio State	181.75	W
		at Penn State	181.00	W
1/30	179.00	at Missouri	175.00	W
2/2	184.25	at Utah	189.75	L
2/7	184.90	Heartland Invitational (2nd)		
		Arizona State	185.10	L
		Oklahoma	182.20	W
2/15	183.40	Auburn	178.80	W
2/20	187.40	at Oklahoma	185.80	W
2/27	181.10	at Southwest Cup (4th)		
		UCLA	187.05	L
		at Arizona State	186.15	L
		Ohio State	184.05	L
3/6	185.70	Iowa State	173.65	W
3/13	187.05	Missouri	177.65	W
3/22	183.50	at Ohio State	186.00	L
3/27	185.45	at Big Eight Championships (1st)		



Under Head Coach Judy Schalk, the 1983 Husker women's gymnastics team won its fifth Big Eight championship and first-ever regional title and went on to place 10th at the NCAA Championships.

NEBRASKA'S ALL-TIME RESULTS

		Oklahoma	185.40	W	2/3	187.15	at UCLA	189.80	L
		at Missouri	181.25	W	2/12	189.50	Oklahoma	185.55	W
		Iowa State	173.25	W			Missouri	180.15	W
4/3	185.95	at New Mexico	186.05	L	2/24	190.80	at Iowa State	186.25	W
		Stanford	182.95	W	2/26	192.10	Masters Classic	(1st)	
4/11	185.15	at NCAA Midwest Regional (4th)					UCLA	189.75	W
		at Arizona State	189.00	L			Michigan State	185.60	W
		Utah	188.60	L	3/5	187.60	at Georgia	191.00	L
		Arizona	187.25	L			Alabama	187.85	L
		Oklahoma	184.60	W			Penn State	181.55	W
		Utah State	182.10	W	3/12	190.35	Winona State	177.75	W
		New Mexico	180.70	W	3/18	194.25	at Big Eight Championships	(1st)	
4/24	179.50	at NCAA Championships (10th)					at Oklahoma	190.90	W
		Georgia	187.90	L			Missouri	186.50	W
		at Utah	187.55	L			Iowa State	185.65	W
		UCLA	187.00	L	3/25	193.60	Washington	190.95	W
		Alabama	186.60	L	4/1	192.40	at NCAA Midwest Regional (2nd)		
		Arizona State	184.00	L			at Utah	192.80	L
		Florida	183.80	L			Oklahoma	190.00	W
		LSU	181.50	L			Arizona State	190.00	W
		Ohio State	180.20	L	4/17	190.80	at NCAA Championships (4th)		
		Washington	179.85	L			(hosted by Georgia)		
		Arizona	179.45	W			Georgia	192.65	L
		Oregon State	174.50	W			UCLA	192.60	L

1988

REGULAR SEASON: 12-8 • POSTSEASON: 6-11

Date	NU	Opponent	Score	W/L
1/16	184.70	at Missouri	182.50	W
		Michigan	177.80	W
1/30	186.10	at Oklahoma Triangular	(2nd)	
		Georgia	186.30	L
		at Oklahoma	184.70	W
2/5	182.65	Ohio State	183.50	L
2/8	184.30	Penn State	182.05	W
2/13	185.30	Big Red Invitational	(1st)	
		Denver	176.40	W
		BYU	169.20	W
2/22	185.20	at Utah	190.55	L
		Utah State	185.55	L
		Cal State Fullerton	185.45	L
3/5	185.90	Northern Colorado	175.10	W
3/10	186.30	at Arizona State	189.35	L
		Alabama	186.80	L
3/12	189.05	at Arizona	189.15	L
		Cal State Fullerton	185.65	W
3/26	188.35	at Big Eight Championships (1st)		
		vs. Oklahoma	186.90	W
		vs. Missouri	183.40	W
		at Iowa State	178.20	W
4/1	188.75	New Mexico	181.85	W
4/9	187.05	at NCAA Midwest Regional (3rd)		
		Utah	190.20	L
		Arizona State	187.10	L
		Arizona	186.45	W
		Utah State	184.80	W
		at Oklahoma	184.55	W
		Houston	182.25	W
4/22	183.55	at NCAA Championships (10th)		
		Alabama	190.05	L
		Utah	189.50	L
		at UCLA	188.80	L
		LSU	187.90	L
		Georgia	186.80	L
		Florida	186.65	L
		Oregon State	186.50	L
		Arizona State	185.10	L
		Arizona	184.00	L
		Penn State	179.70	W
		Michigan State	178.80	W

1989


REGULAR SEASON: 16-3 • POSTSEASON: 10-4

Date	NU	Opponent	Score	W/L
1/13	187.15	at Husky Classic	(1st)	
		Arizona	186.15	W
		Oregon State	184.70	W
		at Washington	183.20	W
		California	174.10	W
1/22	185.20	at Missouri	182.85	W

1990

REGULAR SEASON: 18-1 • POSTSEASON: 12-5

Date	NU	Opponent	Score	W/L
1/21	185.50	Iowa State	175.50	W
1/28	190.50	at Missouri	188.30	W
2/4	190.05	Masters Classic	(1st)	
		UCLA	189.40	W
		Cal State Fullerton	187.85	W
		Washington	184.80	W
2/11	192.60	at Oklahoma	191.50	W
		vs. Maryland	182.10	W
2/17	190.50	at Shanico Inn-vitational	(1st)	
		at Oregon State	189.65	W
		Minnesota	186.65	W
		Washington	186.50	W
2/2	189.80	at Red & White Invite	(2nd)	
		at Alabama	191.90	L
		Arizona	186.30	W
		Oregon State	185.55	W
3/16	190.60	Illinois	184.40	W
3/19	192.30	at Iowa State	186.55	W
3/24	191.05	Big Eight Championships	(1st)	
		Missouri	187.90	W
		Oklahoma	187.90	W
		Iowa State	186.30	W
3/31	190.90	Minnesota	188.15	W
4/6	191.225	at NCAA Midwest Regional (2nd)		
		at Utah	194.95	L
		Arizona	188.775	W
		Oklahoma	187.825	W
		Arizona State	187.80	W
		Utah State	187.55	W
		BYU	185.35	W
4/20	192.225	at NCAA Championships (5th)		
		Utah	194.90	L
		Alabama	194.575	L
		Georgia	193.225	L
		UCLA	193.10	L
		LSU	192.10	W
		at Oregon State	189.95	W
		Cal State Fullerton	189.70	W
		Towson State	187.975	W
		Arizona	187.175	W
		Florida	187.175	W
		Ohio State	183.65	W



After earning All-America honors on bars in 1989, Michele Bryant won the 1990 NCAA vault title.

1991

REGULAR SEASON: 9-6 • POSTSEASON: 1-5

Date	NU	Opponent	Score	W/L
1/19	183.10	at Illinois	181.30	W
1/27	185.25	Missouri	182.65	W
2/3	186.95	Iowa State	179.95	W
2/11	186.25	at Minnesota	186.00	W
2/17	185.40	Oklahoma	185.90	L
2/24	187.20	Masters Classic	(2nd)	
		Alabama	192.80	L
		Arizona State	186.65	W
3/1	188.50	at Big Eight Triangular	(1st)	
		Missouri	187.40	W
		at Iowa State	187.20	W
3/8	189.75	at Arizona State	194.05	L
3/12	185.00	West Virginia	185.85	L
3/16	189.95	at Alabama	194.20	L
3/23	189.90	at Big Eight Championships (2nd)		
		Oklahoma	191.15	L
		at Missouri	189.25	W
		Iowa State	186.45	W
4/6	188.275	at NCAA Midwest Regional (6th)		
		Utah	194.625	L
		at Arizona	191.925	L
		BYU	191.10	L
		Arizona State	190.75	L
		Utah State	190.575	L
		Oklahoma	188.125	W

1992

REGULAR SEASON: 10-7 • POSTSEASON: 2-4

Date	NU	Opponent	Score	W/L
1/19	185.70	SE Missouri State	184.55	W
1/25	187.40	at Alabama	193.30	L
2/1	188.25	at Missouri	190.35	L
2/7	167.95	at Oklahoma	188.65	L
2/16	187.60	Masters Classic	(4th)	
		Arizona	192.05	L
		Oregon State	192.00	L
		Alabama	191.95	L
2/23	188.70	at Iowa State	187.75	W
3/1	189.05	Illinois	187.95	W
3/8	189.55	Auburn	189.10	W
3/16	190.00	at Utah State Invite	(1st)	
		at Utah State	189.95	W
		Southern Utah	187.80	W
		Boise State	185.90	W
3/22	191.25	Iowa State	186.60	W

NEBRASKA'S ALL-TIME RESULTS

3/28	189.95	at Big Eight Championships (2nd)
		Missouri 190.90 L
		Oklahoma 188.55 W
		at Iowa State 187.70 W
4/11	191.225	at NCAA Midwest Regional (5th)
		at Utah 197.075 L
		Arizona 194.10 L
		Arizona State 191.95 L
		BYU 191.90 L
		Utah State 189.35 W
		Oklahoma 188.70 W

1993

REGULAR SEASON: 12-7 • POSTSEASON: 0-6

Date	NU	Opponent	Score	W/L
1/15	188.00	Oklahoma	184.10	W
1/22	189.05	at Washington	191.80	L
		Boise State	189.00	W
1/30	193.00	at Auburn	192.70	W
2/5	190.95	Air Force	169.10	W
2/13	191.15	at SE Missouri State	191.60	L
		Texas Woman's	188.05	W
2/19	191.90	at Iowa State	187.35	W
2/20	188.60	at Michigan State	189.75	L
		Northeastern	182.00	W
3/1	190.35	Masters Classic (2nd)		
		Michigan State	190.75	L
		Illinois	181.55	W
3/5	186.20	at Denver Quadrangular (3rd)		
		Washington	189.90	L
		at Denver	188.00	L
		Air Force	142.00	W
3/14	189.60	Iowa State	186.90	W
3/20	193.30	at Big Eight Championships (2nd)		
		at Oklahoma	194.45	L
		Missouri	193.05	W
		Iowa State	190.30	W
4/3	187.575	at NCAA Midwest Regional (7th)		
		Utah	196.975	L
		Arizona	193.975	L
		Arizona State	193.20	L
		BYU	192.80	L
		at Utah State	189.85	L
		Oklahoma	187.90	L

Note: In 1993, the NCAA Championships changed to a two-day format for team competition. The top three teams from each session advanced to the Super Six Finals.



Dan Kendig
1994-2018

Dan Kendig holds the Nebraska record for victories with 599 wins against only 229 losses. His 438 regular season and 161 postseason wins are also NU records. Kendig led NU to 12 NCAA Super Six Finals, and Husker squads captured 15 conference championships during his 25-year career while taking four straight NCAA Regional titles from 2000 to 2003.

1994

REGULAR SEASON: 14-5 • POSTSEASON: 3-3

Date	NU	Opponent	Score	W/L
1/15	185.20	at Illinois	181.725	W
1/22	191.55	SE Missouri State	182.75	W
1/28	188.525	Missouri	184.50	W
2/6	192.05	at Oklahoma	189.90	W
		Texas Woman's	186.975	W
		Air Force	177.05	W
2/11	193.30	Iowa State	186.975	W
2/19	186.85	at Utah	194.625	L
		vs. Arizona	187.275	L
3/4	188.325	at Shanico Inn-vitational (4th)		
		at Oregon State	193.725	L
		Penn State	191.55	L
		Minnesota	189.975	L
		Arizona	188.25	W
		Washington	186.75	W

3/13	192.325	Ohio State	186.75	W
3/19	190.925	at Iowa State	190.70	W
3/26	193.60	Big Eight Championships (1st)		
		Oklahoma	193.275	W
		Missouri	192.10	W
		Iowa State	189.95	W
4/9	190.10	NCAA Midwest Regional (4th)		
		Utah	194.10	L
		BYU	192.825	L
		at Arizona State	191.875	L
		Arizona	190.05	W
		Oklahoma	189.90	W
		Utah State	188.45	W

1995

REGULAR SEASON: 19-4 • POSTSEASON: 6-5

Date	NU	Opponent	Score	W/L
1/15	190.275	Utah State	188.40	W
1/21	190.50	Southern Utah	188.675	W
		at Boise State	188.65	W
1/30	187.50	at Missouri	188.15	L
2/4	191.225	Oklahoma	188.675	W
2/10	192.225	Hearts Invitational (1st)		
		at N.C. State	189.70	W
		James Madison	184.675	W
		Rhode Island	184.025	W
2/16	191.40	at Iowa State	191.60	L
2/25	192.50	Masters Classic (1st)		
		UCLA	191.225	W
		North Carolina State	189.025	W
		George Washington	186.225	W
3/4	192.325	at Ohio State	188.775	W
3/12	193.25	at Bulldog Invite (3rd)		
		at Georgia	197.625	L
		UCLA	196.475	L
		California	191.825	W
		Penn State	191.55	W
		Massachusetts	190.525	W
3/17	193.575	Iowa State	190.15	W
3/20	193.55	Minnesota	191.475	W
3/25	194.45	at Big Eight Championships (1st)		
		Oklahoma	192.85	W
		Iowa State	191.20	W
		at Missouri	190.875	W
4/8	194.725	at NCAA Midwest Regional (2nd)		
		Utah	196.625	L
		BYU	194.05	W
		Arizona State	193.25	W
		Arizona	192.875	W
		Utah State	191.95	W
		Oklahoma	191.125	W
4/20	191.75	NCAA Preliminaries - I (5th)		
		at Georgia	196.825	L
		Michigan	195.70	L
		Utah	195.325	L
		LSU	193.025	L
		West Virginia	189.65	W

NCAA Championships Finish: 11th

1996

REGULAR SEASON: 19-3 • POSTSEASON: 6-5

Date	NU	Opponent	Score	W/L
1/14	189.775	at Iowa State	189.60	W
1/19	189.45	at Alabama	195.725	L
		Penn State	191.70	L
1/27	193.425	Missouri	186.675	W
	193.875	at Oklahoma	189.775	W
		Denver	188.775	W
		Texas Woman's	185.60	W
2/9	194.25	at Boise State	189.85	W
2/16	193.925	at Arizona State	195.85	L
		California	191.40	W
		Utah State	190.775	W
2/25	193.80	Masters Classic (1st)		
		Michigan	193.20	W
		Washington	190.125	W
		Ball State	188.90	W
3/3	193.725	Iowa State	191.80	W
3/9	193.125	at Minnesota	192.95	W
3/16	194.15	at Penn State	192.875	W

3/23	195.75	vs. West Virginia	191.775	W
3/30	195.05	Southern Utah	192.00	W
		at Big Eight Championships (1st)		
		at Iowa State	194.15	W
		Oklahoma	192.425	W
		Missouri	187.55	W
4/13	195.30	at NCAA Midwest Regional (3rd)		
		at Utah	196.675	L
		Arizona	195.75	L
		BYU	194.925	W
		Arizona State	194.075	W
		Utah State	193.05	W
		Denver	191.95	W
4/25	193.95	at NCAA Preliminaries - I (4th) (hosted by Alabama)		
		Georgia	196.40	L
		UCLA	195.30	L
		Michigan	193.975	L
		Penn State	192.70	W
		BYU	192.50	W

NCAA Championships Finish: 10th

1997

REGULAR SEASON: 22-2 • POSTSEASON: 6-9-1

Date	NU	Opponent (Rank)	Score	W/L
1/11	193.675	at Iowa State Triangular (1st)		
		at Iowa State	191.675	W
		SE Missouri St.	187.40	W
1/20	193.725	at Southern Utah	190.75	W
1/24	194.025	at Missouri	189.40	W
1/27	195.45	at Schnucks Quadrangular (1st)		
		at SE Missouri State	192.075	W
		Western Michigan	190.20	W
		Texas Woman's	188.80	W
2/1	195.25	Oklahoma	187.85	W
2/9	195.575	at Michigan (3)	197.30	L
		Illinois State	189.80	W
2/15	194.40	Denver	192.05	W
2/23	196.625	Masters Classic (1st)		
		Arizona State (12)	195.60	W
		California	191.50	W
		Eastern Michigan (14)	188.675	W
3/1	196.275	Iowa State (23)	195.10	W
3/7	194.275	at Shanico Inn-vitational (2nd)		
		UCLA (8)	196.50	L
		Arizona (21)	193.40	W
		at Oregon State (13)	193.175	W
		Denver (23)	191.25	W
		UC Davis	187.425	W
3/16	195.675	Penn State (23)	194.725	W
3/22	196.20	at Big 12 Championships (1st)		
		at Oklahoma	196.075	W
		Iowa State (13)	195.475	W
		Missouri	192.175	W
4/5	195.15	at NCAA Midwest Regional (3rd)		
		at Utah	195.70	L
		Arizona State	195.225	L
		BYU	194.025	W
		BYU	193.875	W
		Utah State	193.675	W
		Denver	192.525	W
4/17	196.025	at NCAA Preliminaries - I (3rd)		
		Georgia	197.075	L
		UCLA	196.425	L
		Utah*	196.025	T
		Penn State	194.30	W
		LSU	193.825	W
4/18	195.25	NCAA Super Six Finals (6th)		
		UCLA	197.15	L
		Arizona State	196.85	L
		Georgia	196.60	L
		Michigan	196.50	L
		at Florida	196.425	L

Note: Nebraska advanced to the Super Six Finals on the basis of a tie-breaker.

NEBRASKA'S ALL-TIME RESULTS

1998

REGULAR SEASON: 14-4 • POSTSEASON: 2-4

Date	NU	Opponent (Rank)	Score	W/L
1/10	189.35	at Maui Invitational (2nd)		
		Arizona State (3)	191.00	L
		Oklahoma	185.225	W
		Iowa	184.975	W
1/16	191.10	at Denver	190.30	W
1/31	194.65	Missouri	190.125	W
2/8	190.55	at Oklahoma	192.725	L
2/15	194.95	Iowa State (25)	193.775	W
2/20	193.75	at ASU UNO's Classic (3rd)		
		at Arizona State (11)	194.325	L
		BYU (13)	194.20	L
		Illinois (18)	192.825	W
2/28	193.35	Masters Classic (1st)		
		Michigan State (17)	193.30	W
		Kentucky (8)	192.35	W
		Rhode Island	190.075	W
3/3	194.625	at Iowa State (21)	194.55	W
3/14	195.60	at Penn State (15)	194.125	W
3/21	196.55	Big 12 Championships (1st)		
		Iowa State (13)	195.80	W
		Oklahoma	193.50	W
		Missouri	191.925	W
4/4	194.275	at NCAA Midwest Regional (5th)		
		Utah	195.575	L
		BYU	195.50	L
		at Arizona State	195.025	L
		Arizona	194.75	L
		Oklahoma	193.125	W
		Utah State	191.175	W

1999

REGULAR SEASON: 19-2 • POSTSEASON: 7-8

Date	NU	Opponent (Rank)	Score	W/L
1/15	193.725	at Iowa State Invite (1st)		
		at Iowa State	192.575	W
		Michigan State (15)	190.225	W
		Winona State	182.525	W
1/22	190.25	at Washington Triangular (3rd)		
		at Washington (19)	193.00	L
		Arizona (18)	190.35	L
		at Missouri	192.575	W
1/29	194.55	Oklahoma (11)	193.075	W
2/5	194.35	at Michigan State Invite (1st)		
		at Michigan State	193.05	W
		Illinois-Chicago (22)	191.35	W
		Towson	191.25	W
2/22	196.075	Oregon State (14)	194.575	W
		Brigham Young (22)	193.40	W
2/28	195.725	Masters Classic (1st)		
		Arizona State (8)	195.25	W
		Maryland	195.20	W
		California	188.85	W
3/6	195.725	at BYU	194.625	W
3/14	196.25	Penn State (5)	195.80	W
3/20	195.20	Iowa State (20)	194.85	W
3/27	196.75	at Big 12 Championships (1st)		
		Iowa State (16)	195.60	W
		Oklahoma (18)	194.95	W
		at Missouri	194.55	W
4/10	196.325	Region 3 Championships (2nd)		
		Michigan	196.75	L
		Arizona	193.625	W
		Oklahoma	193.225	W
		Illinois	193.10	W
		Illinois-Chicago	192.40	W
4/22	196.225	at NCAA Preliminaries - II (3rd)		
		Georgia	197.025	L
		Michigan	196.575	L
		at Utah	195.475	W
		Penn State	194.775	W
		Florida	194.00	W
4/23	194.80	NCAA Super Six Finals (6th)		
		Georgia	196.85	L
		Michigan	196.55	L
		Alabama	195.95	L
		Arizona State	195.90	L
		UCLA	195.85	L

2000


REGULAR SEASON: 25-5 • POSTSEASON: 11-4

Date	NU	Opponent (Rank)	Score	W/L
1/8	193.325	at Super Six Challenge (4th)		
		Alabama (2)	195.75	L
		at Georgia (1)	195.40	L
		Michigan (4)	194.925	L
		UCLA (3)	193.225	W
		Florida (9)	193.025	W
1/14	195.65	at Iowa State	194.475	W
1/21	194.25	at Bermuda Challenge (1st)		
		Brown	184.725	W
		Cornell	181.375	W
		Alaska-Anchorage	180.075	W
		M.I.T.	169.30	W
1/29	195.70	Missouri	194.325	W
2/4	195.40	at Oklahoma (15)	194.10	W
2/11	195.15	at Kentucky	194.50	W
		vs. Illinois	194.00	W
		vs. James Madison	187.225	W
2/15	196.60	Iowa State (8)	192.25	W
2/18	196.275	at Florida SunTrust Invite (1st)		
		at Florida (19)	196.025	W
		New Hampshire (18)	193.575	W
		Towson	191.725	W
2/27	196.775	Masters Classic (1st)		
		West Virginia (13)	195.475	W
		Southern Utah	193.075	W
		Utah State	192.75	W
3/3	196.80	at Shanico Invitational (2nd)		
		at Oregon State (24)	196.975	L
		BYU (10)	194.975	W
		Seattle Pacific	188.875	W
3/12	196.875	Iowa	191.625	W
3/13	196.775	BYU (12)	194.325	W
3/18	196.75	at Big 12 Championships (2nd)		
		at Iowa State (8)	196.775	L
		Oklahoma (10)	195.55	W
		Missouri	194.35	W
4/1	196.875	at Region 3 Championships (1st)		
		LSU	195.65	W
		Arizona State	195.50	W
		at Arizona	194.10	W
		Illinois-Chicago	193.65	W
		Missouri	190.975	W
4/13	196.00	at NCAA Preliminaries - II (2nd)		
		(hosted by Boise State)		
		UCLA	197.25	L
		Michigan	195.925	W
		Penn State	195.35	W
		Iowa State	195.325	W
		West Virginia	194.175	W
4/14	196.725	at NCAA Super Six Finals (4th)		
		UCLA	197.30	L
		Utah	196.875	L
		Georgia	196.80	L
		Alabama	196.50	W
		Michigan	195.725	W

2001

REGULAR SEASON: 18-1 • POSTSEASON: 8-6-1

Date	NU	Opponent (Rank)	Score	W/L
1/5	194.95	at Maui Invitational (2nd)		
		UCLA (1)	196.20	L
		Arizona State (11)	191.525	W
1/14	195.225	Oregon State (12)	194.90	W
1/19	195.500	at Iowa State	195.075	W
1/28	197.025	at Missouri	194.425	W
2/3	196.025	Oklahoma (9)	194.30	W
2/10	197.05	at West Virginia Invite (1st)		
		at West Virginia (17)	196.60	W
		Penn State (10)	194.925	W
		James Madison	190.10	W



Shelly Bartlett was a finalist for the 1997 NCAA Woman of the Year award.

2/24	197.375	Masters Classic (1st)		
		Denver (21)	193.70	W
		North Carolina State (23)	192.825	W
3/4	197.325	Florida (10)	196.625	W
3/12	197.525	Iowa State (9)	197.00	W
3/16	197.10	at Arizona State Invite (1st)		
		at Arizona State (8)	195.575	W
		Kentucky	194.35	W
		Iowa (12)	193.425	W
3/24	197.65	Big 12 Championships (1st)		
		Iowa State (9)	197.05	W
		at Oklahoma (20)	196.70	W
		Missouri	193.675	W
4/7	196.20	NCAA South Central Regional (1st)		
		Oklahoma	194.925	W
		Arizona	194.925	W
		Penn State	194.775	W
		Washington	194.45	W
		Illinois State	191.725	W
4/19	196.20	at NCAA Preliminaries - II (3rd)		
		at Georgia	197.10	L
		Utah	196.575	L
		Stanford	195.40	W
		Arizona State	194.775	W
		Denver	193.625	W
4/20	196.025	at NCAA Super Six Finals (T-5th)		
		UCLA	197.575	L
		at Georgia	197.40	L
		Michigan	197.275	L
		Alabama	196.55	L
		Utah	196.025	T

2002

REGULAR SEASON: 14-2 • POSTSEASON: 9-6

Date	NU	Opponent (Rank)	Score	W/L
1/6	196.35	at Georgia (2)	196.875	L
1/13	194.60	Iowa (16)	193.225	W
1/18	196.025	at Iowa State (8)	195.70	W
1/7	195.95	Missouri	194.70	W
2/2	196.10	at Alabama (5)	196.925	L
2/14	196.875	at Hearts Invitational (1st)		
		Auburn	195.80	W
		at North Carolina St. (24)	194.475	W
		William & Mary	191.55	W
2/23	197.15	Masters Classic (1st)		
		West Virginia (25)	194.75	W
		Arizona State (16)	194.60	W
		Ohio State	193.60	W
3/3	196.575	Penn State (23)	195.475	W
3/10	196.95	Iowa State (10)	195.10	W
3/23	196.725	Big 12 Championships (1st)		
		Iowa State (8)	196.60	W

NEBRASKA'S ALL-TIME RESULTS

		Oklahoma (6)	196.125	W
		Missouri	195.475	W
4/6	195.925	at NCAA Northeast Regional (1st)		
		Michigan (5)	195.60	W
		Iowa (16)	195.475	W
		George Washington	192.675	W
		at Penn State	192.225	W
4/18	196.575	Pittsburgh	190.975	W
		at NCAA Preliminaries - I (3rd)		
		Utah	196.775	L
		Georgia	196.65	L
		Michigan	196.175	W
		LSU	195.85	W
		Arizona	194.975	W
4/19	196.425	at NCAA Super Six Finals (5th)		
		at Alabama	197.575	L
		Georgia	197.25	L
		UCLA	197.15	L
		Utah	196.95	L
		Stanford	196.025	W

3/6	196.75	Illinois	194.025	W
3/14	198.00	at Minnesota (25)	196.625	W
3/20	196.175	Iowa State (9)	198.00	T
		at Big 12 Championships (4th)		
		Oklahoma	196.95	L
		at Iowa State	196.925	L
4/3	196.375	Missouri	196.425	L
		at NCAA Southeast Regional (2nd)		
		UCLA	197.325	L
		North Carolina	196.35	W
		West Virginia	195.275	W
		Maryland	194.575	W
4/15	196.150	at North Carolina State	194.375	W
		at NCAA Preliminaries - I (4th)		
		(hosted by UCLA)		
		Florida	196.85	L
		Stanford	196.85	L
		Georgia	196.775	L
		Oklahoma	195.75	W
		Iowa	194.775	W

NCAA Championships Finish: 5th

2003

REGULAR SEASON: 20-1 • POSTSEASON: 12-3

Date	NU	Opponent (Rank)	Score	W/L
1/4	196.45	at Georgia (2)	195.40	W
1/11	196.70	at Super Six Challenge (2nd)		
		at Georgia (2)	197.325	L
		Florida (8)	196.575	W
		Alabama (3)	196.00	W
		Penn State (19)	194.375	W
		Oklahoma (12)	193.275	W
1/18	197.125	at Iowa (24)	195.075	W
1/24	196.10	at Missouri (24)	193.00	W
1/26	197.475	vs. Alabama (5)	197.175	W
2/1	197.175	vs. Oklahoma (17)	195.75	W
2/7	196.275	at Iowa State (21)	195.275	W
2/14	196.70	at Ohio State (24)	195.575	W
2/23	198.025	Masters Classic (1st)		
		Washington (12)	196.725	W
		LSU (14)	196.025	W
		Kent State (18)	192.90	W
3/1	197.425	at Penn State (9)	194.90	W
3/14	197.50	at Michigan (14)	197.225	W
3/23	198.30	vs. Iowa State	197.05	W
3/29	197.50	at Big 12 Championships (1st)		
		Oklahoma	197.025	W
		at Missouri	196.70	W
		Iowa State	195.70	W
4/12	196.65	at NCAA West Regional (1st)		
		LSU	195.70	W
		at Washington	195.675	W
		Cal State Fullerton	193.175	W
		San Jose State	192.875	W
		Boise State	192.875	W
4/24	197.325	NCAA Preliminaries - I (1st)		
		Utah	196.85	W
		Georgia	196.625	W
		Florida	196.325	W
		Stanford	196.20	W
		Auburn	193.525	W
4/25	197.125	NCAA Super Six Finals (4th)		
		UCLA	197.825	L
		Alabama	197.275	L
		Georgia	197.15	L
		Michigan	196.05	W
		Utah	195.30	W

2004

REGULAR SEASON: 9-5-1 • POSTSEASON: 6-4

Date	NU	Opponent (Rank)	Score	W/L
1/11	196.55	Michigan (5)	195.075	W
1/16	194.325	at Utah (1)	196.90	L
1/23	196.275	at Iowa State (4)	196.925	L
1/31	197.75	Missouri (12)	195.65	W
2/6	196.60	at Oklahoma (10)	196.35	W
2/15	197.10	Ohio State	193.825	W
2/21	196.60	at Denver (21)	196.425	W
2/20	196.525	Masters Classic (1st)		
		Florida (5)	196.35	W
		Arizona State	195.625	W

2005

REGULAR SEASON: 14-5 • POSTSEASON: 7-8

Date	NU	Opponent (Rank)	Score	W/L
1/7	194.20	at Michigan (7)	195.90	L
1/17	192.65	at UCLA (2)	197.05	L
1/21	196.675	at Florida (10)	196.95	L
1/28	196.80	at Missouri	195.575	W
2/5	196.775	Oklahoma (10)	195.725	W
2/11	196.775	at Iowa State (10)	196.925	L
2/20	196.65	Utah (1)	196.60	W
2/27	196.725	Masters Classic (1st)		
		Kentucky	194.90	W
		Denver (10)	194.45	W
		Auburn (20)	194.05	W
3/6	196.15	Minnesota (19)	194.85	W
		Air Force	188.875	W
3/13	197.10	Iowa State (10)	196.275	W
3/19	196.625	at Arkansas Quadrangular (2nd)		
		UCLA (5)	196.85	L
		Arkansas (14)	195.625	W
		Oregon State (12)	195.55	W
3/26	196.65	at Big 12 Championships (1st)		
		Iowa State	196.00	W
		at Oklahoma	195.50	W
		Missouri	194.875	W
4/9	196.30	NCAA South Central Regional (2nd)		
		Michigan	196.60	L
		Missouri	195.10	W
		Arizona	194.70	W
		Arizona State	194.50	W
		Illinois	193.825	W
4/21	195.875	at NCAA Preliminaries - I (3rd)		
		(hosted by Auburn)		
		Utah	196.85	L
		Michigan	196.575	L
		LSU	195.80	W
		Penn State	194.975	W
		Oklahoma	194.425	W
4/22	196.425	at NCAA Super Six Finals (6th)		
		Georgia	197.825	L
		Alabama	197.40	L
		Utah	197.275	L
		UCLA	197.15	L
		Michigan	196.575	L

2006

REGULAR SEASON: 16-6-1 • POSTSEASON: 10-5

Date	NU	Opponent (Rank)	Score	W/L
1/6	194.10	at Super Six Challenge (2nd)		
		Alabama (4)	194.25	L
		Iowa State (10)	194.05	W
		at LSU (7)	193.90	W
		Auburn (15)	193.65	W
		Missouri (16)	192.70	W
1/13	195.675	Michigan (5)	195.675	T
1/20	193.00	at Utah (3)	195.75	L
1/29	196.35	Missouri (10)	195.95	W
2/4	196.85	at Oklahoma (6)	196.00	W
2/10	195.475	at Penn State Quadrangular (2nd)		

		at Penn State (17)	196.025	L
		Rutgers	190.55	W
		Yale	190.20	W
2/19	195.60	at Iowa State (7)	196.025	L
2/26	195.25	Masters Classic (1st)		
		San Jose State	192.825	W
		Central Michigan	191.80	W
		Northern Illinois	191.625	W
3/5	196.125	Iowa State (5)	196.25	L
3/11	194.775	at Alaska Triangular (1st)		
		at Alaska-Anchorage	190.255	W
		Seattle Pacific	188.475	W
3/19	196.475	Arkansas (20)	195.90	W
3/25	196.275	Big 12 Championships (2nd)		
		Iowa State (4)	196.425	L
		Oklahoma (6)	195.35	W
		Missouri (13)	194.85	W
4/8	196.35	at NCAA Southeast Regional (2nd)		
		at Georgia (1)	197.425	L
		Missouri (13)	195.325	W
		North Carolina (23)	194.275	W
		North Carolina State	193.925	W
		West Virginia (22)	193.90	W
4/20	196.325	at NCAA Preliminaries - I (1st)		
		(hosted by Oregon State)		
		Alabama	196.25	W
		Utah	196.175	W
		Michigan	196.00	W
		LSU	195.65	W
		Oklahoma	195.525	W
4/21	196.175	at NCAA Super Six Finals (5th)		
		Georgia	197.75	L
		Utah	196.80	L
		Alabama	196.725	L
		Florida	196.275	L
		Iowa State	194.725	W

2007

REGULAR SEASON: 19-4 • POSTSEASON: 7-8

Date	NU	Opponent (Rank)	Score	W/L
1/5	195.20	at Super Six Challenge (2nd)		
		Florida (3)	196.55	L
		Penn State (14)	194.575	W
		LSU (9)	194.125	W
		Denver (17)	192.975	W
		at Arkansas (15)	192.80	W
1/19	195.725	at Iowa State (5)	195.325	W
1/26	196.80	at Missouri (22)	195.00	W
2/2	195.05	Oklahoma (8)	195.075	L
2/9	195.35	at Michigan Triangular (2nd)		
		at Michigan (8)	195.825	L
		Illinois	192.525	W
2/17	196.975	at Hearts Invitational (1st)		
		West Virginia (24)	194.70	W
		at North Carolina State	194.60	W
		George Washington	191.175	W
		William & Mary	186.225	W
2/25	196.40	Masters Classic (1st)		
		Stanford (3)	195.80	W
		NC State (21)	194.475	W
3/4	196.675	Utah (5)	196.10	W
3/11	196.50	Iowa State (13)	195.45	W
3/16	143.75	at LSU (7)	197.025	L
3/23	197.125	Kentucky (25)	194.90	W
3/31	196.475	at Big 12 Championships (1st)		
		Oklahoma	195.325	W
		at Missouri	194.45	W
		Iowa State	193.975	W
4/14	196.675	at NCAA West Regional (2nd)		
		Utah	197.325	L
		Missouri	194.30	W
		at California	193.90	W
		Washington	193.30	W
		Sacramento State	191.725	W
4/26	196.625	at NCAA Preliminaries - I (3rd)		
		Georgia	197.70	L
		Florida	197.40	L
		Oklahoma	196.25	W
		Alabama	196.125	W
		Oregon State	195.10	W

NEBRASKA'S ALL-TIME RESULTS

4/27	195.975	at NCAA Super Six Finals (6th)	
		Georgia	197.85 L
		at Utah	197.225 L
		Florida	197.25 L
		UCLA	196.925 L
		Stanford	196.825 L

2008

REGULAR SEASON: 10-7 • POSTSEASON: 3-2

Date	NU	Opponent (Rank)	Score	W/L
1/11	193.50	at Iowa State (17)	192.475	W
1/13	195.55	Arizona State (18)	193.075	W
1/18	194.575	at Utah (4)	196.425	L
1/25	196.675	Missouri (13)	195.35	W
2/1	194.95	at Oklahoma (6)	195.275	L
2/7	196.075	Michigan (5)	196.575	L
2/23	195.925	Denver (12)	195.65	W
2/29	194.35	at Kentucky	194.25	W
3/7	196.05	at Stanford (9)	196.775	L
		Alabama (4)	195.775	W
3/14	196.175	Iowa State	194.15	W
3/21	196.00	at Penn State (22)	195.725	W
		Maryland	192.675	W
		Rutgers	189.475	W
3/29	194.975	at Big 12 Championships (4th)		
		at Oklahoma	195.875	L
		Iowa State	195.775	L
		Missouri	195.225	L
4/12	196.10	at NCAA Southeast Regional (3rd)		
		at Florida	197.525	L
		UCLA	196.625	L
		West Virginia	194.825	W
		North Carolina State	193.825	W
		North Carolina	191.825	W

2009

REGULAR SEASON: 13-5 • POSTSEASON: 3-2

Date	NU	Opponent (Rank)	Score	W/L
1/10	194.125	at Denver (14)	194.35	L
1/16	195.55	at Iowa State (25)	194.775	W
1/23	195.75	at Missouri (12)	194.75	W
1/30	195.325	Penn State (17)	194.625	W
2/8	196.175	Oklahoma (7)	196.00	W
2/13	195.725	Utah (1)	196.525	L
2/22	196.225	Masters Classic (1st)		
		UCLA (3)	196.125	W
		North Carolina State	195.075	W
		Minnesota	194.55	W
2/28	195.525	at Michigan (14)	195.975	L
3/8	196.15	Iowa State (21)	195.70	W
3/13	196.75	at UNO's Classic (1st)		
		at Arizona State	196.00	W
		Cal State Fullerton	194.50	W
		Ball State	192.925	W
3/15	195.85	at UCLA (7)	196.625	L
3/21	196.075	at Big 12 Championships (2nd)		
		Oklahoma	196.125	L
		Missouri	195.925	W
		at Iowa State	195.775	W
4/4	195.45	at NCAA Southeast Regional (3rd)		
		Georgia	197.70	L
		Penn State	195.80	L
		West Virginia	194.225	W
		North Carolina	194.125	W
		at North Carolina State	193.80	W

2010

REGULAR SEASON: 17-4 • POSTSEASON: 6-4

Date	NU	Opponent (Rank)	Score	W/L
1/8	195.70	at Washington (25)	193.45	W
1/15	195.20	Illinois (23)	193.375	W
		Minnesota (20)	192.775	W
1/24	196.025	Michigan (15)	194.725	W
1/30	194.70	Missouri (11)	193.275	W
2/5	196.225	at Oklahoma (2)	196.825	L
		Texas Woman's	192.575	W
2/12	196.475	at IGI Chicago Style Invite (1st)		
		Denver (19)	195.25	W
		Illinois (20)	194.225	W
		Iowa	193.625	W

2/20	195.00	Sweetheart Invite (2nd)		
		at N.C. State (25)	195.575	L
		North Carolina	193.875	W
2/28	196.425	Masters Classic (1st)		
		Arizona (20)	194.75	W
		Denver (18)	194.175	W
		West Virginia (25)	192.975	W
3/5	195.725	at Utah (9)	196.575	L
3/14	196.45	Iowa State	196.125	W
3/20	196.20	at Penn State (15)	195.575	W
3/27	196.625	at Big 12 Championships (2nd)		
		Oklahoma	197.175	L
		Missouri	195.90	W
		at Iowa State	194.85	W
4/10	195.875	at NCAA Lexington Regional (2nd)		
		Alabama	197.40	L
		Illinois	195.425	W
		Central Michigan	195.125	W
		at Kentucky	194.975	W
		Michigan State	194.475	W
4/22	196.175	at NCAA Preliminaries - I (4th)		
		(Hosted by Florida)		
		UCLA	196.875	L
		Utah	196.625	L
		Oklahoma	196.55	L
		Oregon State	196.05	W
		LSU	196.025	W

2011

REGULAR SEASON: 12-7 • POSTSEASON: 10-5

Date	NU	Opponent (Rank)	Score	W/L
1/7	194.95	at Florida (3)	196.925	L
1/14	195.45	at Iowa State (23)	194.725	W
1/22	194.675	Utah (4)	196.20	L
1/29	195.60	at Metroplex Challenge (2nd)		
		Alabama (6)	196.825	L
		LSU (25)	195.55	W
		Missouri	194.35	W
2/4	196.075	at Missouri	195.40	W
2/6	195.80	Oklahoma	196.30	L
2/13	195.40	at Michigan (8)	196.50	L
		Stanford (2)	196.80	L
2/19	195.725	at Denver (19)	195.85	L
2/27	196.50	Masters Classic (1st)		
		Iowa (14)	195.50	W
		Kentucky	194.65	W
		Bowling Green	189.45	W
3/6	197.30	Arizona State	192.75	W
3/13	196.30	Iowa State (21)	195.575	W
3/19	196.775	at Big 12 Championships (1st)		
		Oklahoma	196.50	W
		Iowa State	195.15	W
		at Missouri	194.975	W
4/2	196.55	at NCAA Corvallis Regional (2nd)		
		at Oregon State	197.025	L
		Michigan State	195.525	W
		San Jose State	194.425	W
		Iowa	193.924	W
		Southern Utah	193.775	W
4/15	196.85	at NCAA Preliminaries - II (2nd)		
		(at Cleveland, Ohio)		
		Alabama	197.05	L
		Utah	196.20	W
		Florida	196.125	W
		Oregon State	196.10	W
		Kent State	195.00	W
4/16	196.725	at NCAA Super Six Finals (4th)		
		Alabama	197.65	L
		UCLA	197.375	L
		Oklahoma	197.25	L
		Utah	196.50	W
		Michigan	196.425	W

Note: NU moved from the Big 12 to the Big Ten in 2012.

2012

REGULAR SEASON: 19-2 • POSTSEASON: 5-5

Date	NU	Opponent (Rank)	Score	W/L
1/13	197.375	Denver (20)	195.225	W
1/20	195.775	at Iowa State	193.925	W
1/28	194.550	Missouri (20)	195.725	L
2/3	196.750	at Oklahoma (5)	196.475	W

2/11	196.550	Minnesota (25)	194.550	W
		Centenary	188.600	W
		Masters Classic (1st)		
		Michigan (22)	195.825	W
		Washington (20)	194.150	W
		Southern Utah	191.900	W
2/18	196.850	at Minnesota	196.150	W
2/24	197.00	at Arkansas (7)	196.300	W
3/4	196.825	Florida (1)	196.950	L
3/9	197.60	Utah (7)	197.450	W
3/16	196.175	Iowa State	195.700	W
3/24	197.10	at Big Ten Championships (1st)		
		Ohio State	196.225	W
		Minnesota	195.950	W
		Michigan	195.875	W
		Illinois	195.850	W
		Penn State	195.700	W
		at Iowa	195.425	W
		Michigan State	194.675	W
4/7	196.525	at NCAA Salt Lake City Regional (2nd)		
		Utah	196.825	L
		Minnesota	194.800	W
		Arizona State	194.400	W
		San Jose State	193.400	W
		Iowa State	193.150	W
4/20	196.625	at NCAA Preliminaries - II (5th)		
		(at Duluth, Ga.)		
		UCLA	197.400	L
		Utah	197.200	L
		Stanford	197.125	L
		Oklahoma	196.925	L
		LSU	196.550	W

2013

REGULAR SEASON: 16-3 • POSTSEASON: 3-2

Date	NU	Opponent (Rank)	Score	W/L
1/12	196.30	at Michigan (10)	196.90	L
1/19	196.70	Michigan State	192.10	W
1/25	196.15	at Ohio State (19)	195.975	W
2/02	195.75	Illinois (19)	194.75	W
2/10	197.175	Penn State	195.15	W
2/16	195.625	at Arizona (14)	195.40	W
2/22	197.05	Iowa State	194.85	W
3/4	197.675	Iowa (24)	194.95	W
3/9	196.10	at Minnesota	196.60	L
		Arkansas	196.350	L
		Centenary	190.425	W
3/16	197.525	California	196.525	W
3/23	197.80	at Big Ten Championships (1st)		
		Michigan	197.225	W
		Minnesota	196.775	W
		Illinois	196.475	W
		Penn State	195.825	W
		at Michigan State	195.450	W
		Ohio State	195.450	W
		Iowa	193.400	W
4/6	195.875	at NCAA Morgantown Regional (3rd)		
		Michigan	196.725	L
		Illinois	196.025	L
		Kentucky	195.575	W
		at West Virginia	194.475	W
		North Carolina	194.350	W

2014

REGULAR SEASON: 20-3 • POSTSEASON: 7-8

Date	NU	Opponent (Rank)	Score	W/L
1/12	196.625	Northern Illinois	192.525	W
1/18	196.25	at Ozone Collegiate Classic (1st)		
		Alabama	196.05	W
		Kentucky	194.65	W
1/24	196.45	at Iowa	193.25	W
2/1	196.975	Minnesota	195.90	W
2/8	197.225	at Penn State	196.15	W
2/14	196.125	Michigan	196.65	L
2/23	196.65	Masters Classic (1st)		
		Kentucky	196.85	W
		Bridgeport	190.35	W
		Wisconsin-Stout	188.55	W
3/1	196.65	at Oregon State	196.625	W
		Arizona State	195.575	W
3/8	196.35	Arkansas	196.70	L

NEBRASKA'S ALL-TIME RESULTS



Emily Wong earned 11 All-America awards during her Husker career.

3/15	197.05	at Big Ten Quad (1st)	
		Illinois	196.875 W
		at Michigan State	196.20 W
		Ohio State	195.675 W
3/22	196.95	at Big Ten Championships (2nd)	
		Michigan	197.55 L
		Minnesota	196.675 W
		Illinois	196.625 W
		at Penn State	196.475 W
		Ohio State	196.40 W
		Iowa	195.375 W
		Michigan State	194.50 W
4/5	196.975	at NCAA Seattle Regional (2nd)	
		Alabama	197.55 L
		Boise State	195.275 W
		Denver	195.275 W
		BYU	194.65 W
		at Washington	195.55 W
4/18	197.10	at NCAA Preliminaries - II (3rd)	
		(at Birmingham, Ala.)	
		Alabama	197.65 L
		Florida	197.65 L
		Utah	197.025 W
		UCLA	197.00 W
		Penn State	194.825 W
4/19	196.50	at NCAA Super Six Finals (6th)	
		Oklahoma	198.175 L
		Florida	198.175 L
		LSU	197.60 L
		Alabama	197.55 L
		Georgia	197.05 L

2015

REGULAR SEASON: 22-5 • POSTSEASON: 6-4

Date	NU	Opponent (Rank)	Score	W/L
1/9	195.30	Lindenwood	190.55	W
1/17	197.125	Penn State (15)	196.025	W
1/24	196.25	at Rutgers	195.375	W
		Southern Connecticut	190.45	W
		Brockport	188.075	W
1/31	195.875	at Michigan (4)	197.30	L
2/7	197.325	Iowa	195.175	W
2/14	197.075	at Minnesota (22)	196.675	W
2/21	196.65	at UCLA	197.050	L
		Sacramento State	194.150	W
		Bridgeport	192.575	W
3/1	197.10	Masters Classic		(1st)
		Illinois (16)	196.425	W
		San Jose State	195.150	W
3/7	197.225	Oregon State (15)	196.70	W
3/14	196.00	Big Five Meet		(2nd)
		Illinois	196.050	L
		Ohio State	195.250	W
		Michigan State	195.250	W
		Maryland	194.875	W
3/21	196.875	at Big Ten Champs		(3rd)
		at Michigan	197.825	L
		Illinois	197.350	L
		Penn State	196.725	W
		Iowa	196.500	W
		Minnesota	196.450	W
		Maryland	196.075	W
		Michigan State	195.65	W
		Ohio State	195.25	W
		Rutgers	193.125	W

4/4	196.95	at NCAA Ames Regional (2nd)	
		LSU	197.175 L
		Denver	195.95 W
		Michigan State	195.375 W
		at Iowa State	195.35 W
		Washington	193.675 W
4/17	196.675	at NCAA Semifinals - II (4th)	
		(at Fort Worth, Texas)	
		Oklahoma	197.40 L
		Alabama	197.10 L
		Auburn	197.075 L
		LSU	196.55 W
		Oregon State	195.875 W

NCAA Championships Finish: 8th

2016

REGULAR SEASON: 23-4 • POSTSEASON: 5-5

Date	NU	Opponent (Rank)	Score	W/L
1/8	194.05	at Arizona State	192.70	W
		Bowling Green	191.90	W
1/16	196.15	at Penn State	194.575	W
1/23	195.825	Rutgers	193.075	W
1/29	196.775	Michigan (3)	196.55	W
2/6	196.35	at Iowa	196.65	L
2/12	196.10	Minnesota (18)	196.30	L
2/21	195.35	North Carolina State	195.45	L
		at Iowa State	194.90	W
		Wisconsin-La Crosse	192.90	W
2/27	196.40	Masters Classic		(1st)
		Sacramento State	194.875	W
		Northern Illinois	194.35	W
		Bridgeport	193.225	W
3/6	197.35	Utah State	195.75	W
3/12	197.00	Big Five Meet		(1st)
		Michigan State	196.35	W
		at Ohio State	196.10	W
		Illinois	195.95	W
		Maryland	195.50	W
3/19	196.90	Big Ten Championships		(2nd)
		Michigan	197.125	L
		Minnesota	196.575	W
		Penn State	196.15	W
		Iowa	195.875	W
		Ohio State	195.875	W
		Michigan State	195.475	W
		Illinois	195.175	W
		Rutgers	194.775	W
		Maryland	194.025	W
4/2	196.55	at NCAA Iowa City Regional		(2nd)
		Oklahoma	197.575	L
		Arkansas	195.50	W
		at Iowa	195.45	W
		Central Michigan	194.675	W
		Kent State	194.525	W
4/15	196.675	at NCAA Semifinals - II		(5th)
		(at Fort Worth, Texas)		
		Oklahoma	197.7875	L
		Alabama	197.3875	L
		UCLA	196.70	L
		California	195.95	L
		Utah	195.763	W

2017

REGULAR SEASON: 23-6 • POSTSEASON: 6-4

Date	NU	Opponent (Rank)	Score	W/L
1/15	195.70	Penn State (18)	192.90	W
1/21	196.05	at Rutgers	194.20	W
		Brown	190.65	W
		West Chester	190.475	W
1/28	194.80	at Michigan (10)	197.225	L
2/3	194.450	at Oklahoma (1)	197.675	L
		Denver (8)	194.50	L
		Texas Woman's	193.00	W
2/5	196.825	Iowa (22)	195.725	W
2/11	196.55	at Minnesota	194.90	W
2/17	197.125	GymQuarters Invitational (1st)		
		at Lindenwood	194.00	W
		Brown	193.35	W
		Seattle Pacific	191.00	W
2/25	197.175	Masters Classic (1st)		
		California (19)	196.40	W

NEBRASKA'S ALL-TIME RESULTS

3/11	196.65	Utah State (24)	194.20	W
		Southeast Missouri	190.325	W
		at Big Five Meet	(1st)	
		at Illinois (19)	196.45	W
		Ohio State (24)	195.35	W
3/18	196.475	Michigan State	194.65	W
		Maryland	193.375	W
		at Big Ten Championships (4th)		
		Michigan (9)	197.30	L
		Illinois (20)	196.875	L
		Iowa (16)	196.725	L
		Ohio State (24)	195.525	W
		Michigan State	195.20	W
		Penn State	195.20	W
		Minnesota	195.175	W
4/1	196.625	at Rutgers	194.70	W
		Maryland	193.625	W
		NCAA Lincoln Regional (2nd)		
		LSU	197.45	L
		Boise State	196.15	W
		Minnesota	195.575	W
		Arizona	195.50	W
		Iowa State	195.250	W
		at NCAA Semifinals - II (4th)		
		(at St. Louis, Mo.)		
4/14	197.2125	LSU	198.275	L
		Florida	197.8125	L
		Alabama	197.60	L
		Michigan	196.4625	W
		Georgia	195.80	W

2018

REGULAR SEASON: 20-7 • POSTSEASON: 7-8

Date	NU	Opponent (Rank)	Score	W/L
1/3	195.550	Penn State (17)	195.050	W
1/20	196.300	at Rutgers	192.975	W
1/27	196.875	at Michigan (8)	196.525	W
2/3	196.850	Minnesota (22)	196.375	W
2/10	196.675	at Iowa	194.400	W
2/16	196.175	at Oklahoma (1)	196.425	L
2/24	196.425	Pittsburgh	193.600	W
3/2	196.700	at Big Five		(1st)
		at Georgia (17)	195.825	W
		Illinois	195.900	W
		Stanford	195.925	W
3/4	197.175	Masters Classic		(2nd)
		UCLA (2)	197.500	L
		Iowa State (23)	195.575	W
		Kent State	194.700	W
3/9	196.700	at Florida (5)	197.925	L
3/17	194.900	at Big Five Meet		(4th)
		Illinois	196.850	L
		Maryland	195.700	L
		Ohio State (24)	195.150	L
		at Michigan State	192.825	W
3/24	196.950	at Big Ten Championships		(2nd)
		Michigan (7)	197.200	L
		at Illinois	196.625	W
		Iowa	196.400	W
		Ohio State (24)	196.375	W
		Minnesota (23)	196.225	W
		Penn State	195.500	W
		Maryland	195.250	W
		Rutgers	194.400	W
		Michigan State	194.275	W
4/7	197.525	at NCAA Raleigh Regional		(2nd)
		LSU	197.675	L
		at N.C. State	196.050	W
		Maryland	195.850	W
		George Washington	195.425	W
		Oregon State	194.975	W
4/20	197.0125	at NCAA Semifinals - I		(3rd)
		UCLA	197.5625	L
		LSU	197.475	L
		Georgia	196.6875	W
		Alabama	196.625	W
		Arkansas	196.425	W
4/21	196.80	at NCAA Super Six Finals		(6th)
		UCLA	198.075	L
		Oklahoma	198.0375	L
		Florida	197.85	L
		LSU	197.8375	L
		Utah	196.900	L

NCAA Championships Finish: 6th



Heather Brink
2019-Present

Heather Brink became just the fifth head coach in Nebraska women's gymnastics history when she took over for her mentor, Dan Kendig, during the 2019 season. Brink, who was the first Husker gymnast to win the NCAA All-Around title (2000), served as an assistant coach for the Big Red from 2011 through 2018.

2019

REGULAR SEASON: 21-13 • POSTSEASON: 2-6

Date	NU	Opponent (Rank)	Score	W/L
1/4	195.700	UCLA (1)	197.250	L
1/12	195.550	Washington	195.250	W
1/19	194.850	at Rutgers	194.325	W
1/26	197.250	Illinois	194.675	W
2/3	195.700	at Michigan (10)	196.500	L
2/9	196.375	Minnesota (18)	196.600	L
2/16	196.400	at Ohio State (22)	195.750	W
2/22	195.900	at Big Five Meet (2nd)		
3/2	196.825	Penn State (24)	195.700	W
		Iowa	196.450	L
		Michigan State	194.625	W
		Maryland	195.550	W
		Southern Utah	195.050	W
3/10	196.225	at Denver Quadrangular (2nd)		
		at Denver (6)	197.625	L
		Arizona State (21)	194.825	W
		Pittsburgh	194.200	W
		Masters Classic (1st)		
3/16	197.625	Kentucky (9)	197.200	W
		Illinois State	191.625	W
		at Big Ten Championships (3rd)		
		Michigan (7)	197.400	L
		Illinois	196.650	L
3/23	196.550	Minnesota (11)	196.425	W
		Penn State (25)	196.125	W
		Iowa	196.075	W
		Ohio State (23)	195.775	W
		Michigan State	195.425	W
4/5	196.800	Maryland	194.800	W
		Rutgers	194.175	W
		at NCAA Ann Arbor Regional (2nd)		
		UCLA (2)	197.675	L
		Illinois	196.175	W
4/6	196.650	West Virginia	195.425	W
		at Ann Arbor Super Regional (4th)		
		UCLA (2)	198.075	L
		Michigan (7)	197.275	L
		Alabama (10)	197.225	L

2020

REGULAR SEASON: 8-4 • POSTSEASON: N/A

Date	NU	Opponent (Rank)	Score	W/L
1/6	195.600	at BYU (23)	195.750	L
1/9	196.375	at Southern Utah	195.275	W
1/16	195.150	Penn State	194.000	W
1/26	197.100	at Michigan State	196.550	W
1/30	196.975	Michigan (8)	197.075	L
2/8	196.175	Maryland	193.575	W
2/16	195.700	at Minnesota (8)	197.400	L
2/21	196.750	at Big Five Meet (1st)		
3/7	195.925	Illinois (23)	196.550	W
		Ohio State	196.475	W
		Iowa	195.725	W
		Rutgers	193.625	W
		Masters Classic (2nd)		
3/14		Missouri (16)	196.450	L
3/21		Denver	Canceled	
		Big Ten Championships	Canceled	

2021

REGULAR SEASON: 1-20 • POSTSEASON: 1-9

Date	NU	Opponent (Rank)	Score	W/L
1/15	193.400	Illinois	195.475	L
1/23	195.250	Penn State (28)	195.100	W
1/30	194.725	Ohio State (26)	195.325	L
1/30	194.725	Michigan State	195.775	L
2/7	193.800	Rutgers	194.025	L
2/15	195.350	Michigan (8)	197.650	L
2/20	195.100	Iowa (7)	195.850	L
2/26	195.200	at Big Five Meet (5th)		
3/5	196.150	Ohio State (21)	195.275	L
		Minnesota (8)	197.375	L
		Illinois (19)	196.600	L
		Maryland	195.725	L
		Minnesota (5)	197.400	L
3/14	196.100	Iowa (19)	196.825	L
3/20	195.175	at Big Ten Championships (9th)		
		Minnesota	197.750	L
		Michigan	197.425	L
		Illinois	196.625	L
		Iowa	196.625	L
		Rutgers	195.675	L
		Maryland	195.625	L
		Penn State	195.475	L
		Ohio State	195.225	L

2022

REGULAR SEASON: 6-10 • POSTSEASON: 3-5-1

Date	NU	Opponent (Rank)	Score	W/L
1/7	194.425	Iowa State (20)	194.350	W
1/15	193.925	BYU (16)	195.750	L
1/29	195.525	Iowa (17)	196.825	L
1/31	195.500	Illinois	195.450	W
2/7	196.350	Ohio State (22)	196.675	L
2/11	195.625	Maryland	196.125	L
2/19	196.750	at Big Five Meet (2nd)		
		Minnesota (6)	196.500	W
		Penn State	196.125	W
		Michigan State (14)	196.965	L
		Rutgers	195.475	W
		Michigan (1)	196.475	W
2/26	196.225	Masters Classic (2nd)		
3/4	194.925	George Washington	195.850	L
3/13	195.750	Lindenwood	193.350	W
		Denver (14)	196.800	L
		Arkansas (18)	196.975	L
		Oregon State (12)	196.875	L
		at Big Ten Championships (6th)		
3/19	196.450	Michigan	198.200	L
		Michigan State	197.050	L
		Iowa	196.950	L
		Minnesota	196.725	L
		Ohio State	196.700	L
		Maryland	196.450	T
		Illinois	195.825	W
		Rutgers	195.750	W
		Penn State	194.700	W

2023

REGULAR SEASON: 12-13 • POSTSEASON: 4-8

Date	NU	Opponent (Rank)	Score	W/L
1/7	195.000	Arkansas (15)	196.225	L
1/15	196.150	at Lindsey Ferris Invitational (1st)		
		at George Washington	195.300	
		Cornell	189.900	
		William & Mary	188.575	

NEBRASKA'S ALL-TIME RESULTS

1/21	195.325	Maryland	195.875	L
1/28	195.800	at Illinois (19)	196.700	L
2/6	195.300	Iowa (17)	196.475	L
2/10	196.325	at Penn State	196.350	L
2/25	196.925	Big Fives (2nd)		
		Michigan State (19)	197.675	
		Minnesota (18)	195.800	
		Ohio State (13)	196.750	
		Rutgers	195.225	
2/27	196.850	Michigan (4)	198.275	L
3/3	197.500	at Utah State	194.600(1st)	
		Alaska Anchorage	191.750	
3/11	197.275	Masters Classic (2nd)		
		Denver (11)	197.375	
		Air Force	193.925	
3/18	196.275	at Big Ten Championships (6th)		
		Michigan (2)	198.000	
		Michigan State (9)	197.550	
		Minnesota (20)	197.250	
		Ohio State (15)	196.975	
		Illinois (24)	196.800	
		Penn State	196.200	
		at Iowa (25)	196.125	
		Maryland (22)	195.900	
		Rutgers	195.125	
3/31	195.375	at NCAA Denver Regional (4th)		
		Oregon State (11)	197.375	
		LSU (6)	197.375	
		Georgia (19)	197.000	

2024

REGULAR SEASON: 11-9 • POSTSEASON: 4-4

Date	NU	Opponent (Rank)	Score	W/L
1/5	196.125	at Iowa State	195.825	W
1/12	195.875	at SFMCQ* (3rd)		
		Arizona	196.475	
		Boise State	196.250	
		North Carolina	195.150	
1/20	196.875	Illinois (22)	196.400	W
1/27	195.275	Michigan (10)	196.700	L
2/4	196.500	at Iowa	195.725	W
2/10	196.125	at Maryland	196.675	L
2/17	196.500	Penn State (23)	194.400	W
2/23	195.725	Big Fives (4th)		
		Michigan State (8)	197.275	
		Ohio State (14)	197.000	
		Minnesota (15)	196.900	
		Rutgers	195.275	
3/3	197.125	Quad Meet (1st)		
		North Carolina	195.200	
		SEMO	194.375	
		Illinois State	193.650	
3/9	197.150	Ameritas Masters Classic (2nd)		
		Florida (4)	197.700	
		Lindenwood	196.325	
		Eastern Michigan	193.600	
3/15	197.375	at Arkansas (15)	198.100	L
3/23	196.250	at Big Ten Championships (7th)		
		at Michigan State (9)	197.600	
		Minnesota (15)	197.500	
		Michigan (10)	197.225	
		Ohio State (16)	197.050	
		Maryland	196.775	
		Illinois	196.700	
		Penn State (24)	195.825	
		Rutgers	195.400	
		Iowa	193.975	
3/31	195.600	at NCAA 2nd Round (3rd)		
		Arkansas (10)	197.375	
		Kentucky (7)	197.100	
		Arizona	195.600	

*Sprouts Farmers Market Collegiate Quad

NEBRASKA'S ALL-TIME SERIES RECORDS

OPPONENT	SERIES RECORD	LAST MEETING	RESULT
Adams State	NU leads, 1-0	1984	NU, 169.650-153.000
Air Force	NU leads, 10-0	2023	NU, 197.275-193.925
Alabama	Alabama leads, 34-7	2019	Alabama, 197.225-196.650
Alaska-Anchorage	NU leads, 3-0	2023	NU, 197.500-191.750
Arizona	NU leads 22-16	2024	NU, 196.600-195.600
Arizona State	ASU leads, 30-22	2019	NU, 196.225-194.825
Arkansas	Tied, 6-6	2024	Arkansas, 197.325-196.600
Auburn	NU leads, 6-1	2015	Auburn, 197.075-196.675
Augustana	NU leads, 2-0	1976	NU, 72.100-13.250
Ball State	NU leads, 2-0	2009	NU, 196.750-192.925
Bemidji State	NU leads, 2-0	1977	NU, 118.300-105.650
Boise State	NU leads, 9-1	2024	BSU, 196.250-195.875
Bowling Green	NU leads, 2-0	2016	NU, 194.050-191.900
Bridgeport	NU leads, 3-0	2016	NU, 196.400-193.225
Brigham Young	BYU leads, 13-12	2022	BYU, 195.750-193.925
Brockport	NU leads, 1-0	2015	NU, 196.250-188.075
Brown	NU leads, 3-0	2017	NU, 197.125-193.350
Cal State Fullerton	CSF leads, 9-6	2009	NU, 196.750-194.500
California	NU leads, 9-1	2017	NU, 197.175-196.400
Centenary	NU leads, 2-0	2013	NU, 196.150-190.425
Central Michigan	NU leads, 5-0	2016	NU, 196.550-194.675
Central Missouri State	NU leads, 2-0	1976	NU, 78.280-15.870
Chadron State	NU leads, 2-0	1977	NU, 130.280-37.380
Clarion	CU leads, 1-0	1979	Clarion, 141.750-131.950
Colorado	NU leads, 5-3	1980	Colorado, 134.700-132.600
Colorado State	NU leads, 4-0	1980	NU, 132.600-128.150
Cornell	NU leads, 2-0	2023	NU, 196.150-189.900
Denver	NU leads, 25-11	2023	Denver, 197.375-197.275
Drake	NU leads, 5-1	1978	NU, 135.500-126.050
Eastern Kentucky	NU leads, 1-0	1979	NU, 131.950-130.450
Eastern Michigan	NU leads, 2-0	2024	NU, 197.150-193.600
Eastern Montana	NU leads, 1-0	1978	NU, 130.050-102.300
Emporia State	NU leads, 2-0	1977	Score not available
Florida	UF leads, 27-10	2024	Florida, 197.700-197.150
Fort Hays State	NU leads, 1-0	1984	NU, 169.650-156.750
George Washington	NU leads, 4-1	2023	NU, 196.150-195.300
Georgia	UGA leads, 34-6	2023	Georgia, 197.000-195.525
Grand View	GV leads, 6-1	1979	NU, 135.750-129.100
Gustavus Adolphus	Tied, 1-1	1978	NU, 135.500-112.000
Houston	NU leads, 1-0	1988	NU, 187.050-182.250
Houston Baptist	NU leads, 1-0	1986	NU, 178.550-168.600
Illinois	NU leads, 30-13	2024	ILL, 196.700-196.250
Illinois-Chicago	NU leads, 8-4	2000	NU, 196.875-193.650
Illinois State	NU leads, 7-0	2024	NU, 197.125-193.650
Indiana	NU leads, 1-0	1983	NU, 178.150-167.350
Indiana State	ISU leads, 1-0	1979	ISU, 121.250-117.600
Iowa	NU leads, 31-11	2024	NU, 196.500-195.725
Iowa State	NU leads, 100-14-1	2024	NU, 196.125-195.825
Jacksonville State	JSU leads, 1-0	1980	JSU, 135.150-126.700
James Madison	NU leads, 3-0	2001	NU, 197.050-190.100
Kansas	NU leads, 12-3	1980	NU, 139.750-98.100
Kent State	NU leads, 5-0	2018	NU, 197.125-194.700
Kentucky	NU leads, 11-1	2024	UK, 197.100-196.600
Lindenwood	NU leads, 4-0	2024	NU, 197.150-196.325
Louisville	UL leads, 5-0	1982	Louisville, 137.450-135.850
LSU	Tied, 13-13-2	2017	LSU, 198.275-197.2125
M.I.T.	NU leads, 1-0	2000	NU, 194.250-169.300
Mankato State	MS leads, 2-1	1980	NU, 135.200-108.100
Maryland	NU leads, 16-7-1	2024	Maryland, 196.775-196.250
Massachusetts	NU leads, 1-0	1995	NU, 193.250-190.525
Michigan	MICH leads, 35-27-1	2024	Michigan, 196.900-195.275
Michigan State	NU leads, 22-8	2024	MSU, 197.275-195.725
Minnesota	NU leads, 36-19-1	2024	Minnesota, 196.900-195.725
Minot State	NU leads, 1-0	1977	NU, 127.700-83.750
Missouri	NU leads, 70-8	2020	NU, 196.450-195.925
Missouri State	MSU leads, 6-0	1979	MSU, 137.700-131.950
Montana State	NU leads, 3-0	1983	NU, 162.500-155.900
New Mexico	NU leads, 7-3	1988	NU, 188.750-181.850
North Carolina	NU leads, 7-0	2024	NU, 197.125-195.200
North Carolina State	NU leads, 10-2	2016	NC State, 195.450-195.350
Northeastern	NU leads, 1-0	1993	NU, 188.600-182.000
Northern Colorado	NU leads, 5-1	1988	NU, 185.900-175.100
Northern Illinois	NU leads, 3-0	2016	NU, 196.400-194.350
Northern Michigan	NU leads, 1-0	1979	NU, 129.650-103.650
Northwest Missouri St.	NU leads, 1-0	1977	Score not available
Ohio State	NU leads, 22-19	2024	Ohio State, 197.000-195.725
Oklahoma	NU leads, 62-33	2018	Oklahoma, 198.0375-196.800
Oklahoma State	NU leads, 16-8	1986	OSU, 180.450-179.950
Oregon State	NU leads, 16-14	2023	OSU, 197.375-195.525
Oregon	NU leads, 1-0	1981	NU, 135.500-86.500
Penn State	NU leads, 46-11	2024	NU, 196.250-195.825
Pittsburgh	NU leads, 3-1	2018	NU, 196.450-193.600
Portland State	NU leads, 1-0	1981	NU, 135.500-121.200
Rhode Island	NU leads, 2-0	1998	NU, 193.350-190.075
Rutgers	NU leads, 18-2	2024	NU, 196.250-195.400
Sacramento State	NU leads, 3-0	2016	NU, 196.400-194.875
San Jose State	NU leads, 4-0	2015	NU, 197.100-195.150
St. Cloud State	NU leads, 2-1	1980	NU, 135.500-121.150
Seattle Pacific	NU leads, 3-0	2017	NU, 197.125-191.000
Southeast Missouri	NU leads, 7-1	2024	NU, 197.125-194.375
South Dakota State	NU leads, 5-3	1980	NU, 135.500-88.900
Southern California	USC leads, 3-0	1985	U SC, 175.950-174.100
Southern Colorado	NU leads, 3-0	1983	NU, 168.800-148.650
Southern Connecticut	NU leads, 1-0	2015	NU, 196.250-190.450
Southern Illinois	SIU leads, 3-2	1983	NU, 178.150-170.450
Southern Utah	NU leads, 8-0	2020	NU, 196.375-195.275
Stanford	NU leads, 7-4	2018	NU, 196.700-195.925
Texas-El Paso	NU leads, 2-0	1982	NU, 139.450-126.350
Texas Woman's	NU leads, 6-0	2017	NU, 194.450-193.000
Towson	NU leads, 3-0	2000	NU, 196.275-191.725
UC Davis	NU leads, 1-0	1997	NU, 194.275-187.425
UCLA	UCLA leads, 27-8	2019	UCLA, 196.650-198.075
Utah	Utah leads, 41-14-2	2016	NU, 195.775-195.7625
Utah State	NU leads, 18-9	2023	NU, 197.500-194.600
Washburn	UW leads, 1-0	1976	Washburn, 71.560-68.140
Washington	NU leads, 15-5	2019	NU, 195.550-195.250
West Chester	NU leads, 1-0	2017	NU, 196.050-190.475
West Virginia	NU leads, 15-1	2019	NU, 196.800-195.425
Western Michigan	NU leads, 1-0	1997	NU, 195.450-190.200
Western State	NU leads, 1-0	1984	NU, 169.650-126.500
Wichita State	NU leads, 7-0	1979	NU, 128.750-120.350
William & Mary	NU leads, 3-0	2023	NU, 196.150-188.575
Winona State	NU leads, 4-0	1999	NU, 193.725-182.525
Wisconsin	NU leads, 3-0	1984	NU, 177.650-169.150
Wisconsin-Stout	NU leads, 1-0	2014	NU, 196.850-188.550
Wisconsin-Eau Claire	NU leads, 1-0	1979	NU, 129.650-103.300
Wisconsin-LaCrosse	NU leads, 4-0	2016	NU, 195.350-192.900
Yale	NU leads, 1-0	2006	NU, 195.475-190.200

(Includes both regular-season and postseason meetings)

NEBRASKA'S POSTSEASON SERIES RECORDS

OPPONENT	SERIES RECORD	LAST MEETING	RESULT
Alabama	Alabama leads, 22-4	2019	Alabama, 196.650-197.225
Arizona	NU leads, 15-9	2024	NU, 196.600-195.600
Arizona State	ASU leads, 17-9	2012	NU, 196.525-194.40
Arkansas	Tied, 2-2	2024	Arkansas, 197.325-196.600
Auburn	Auburn leads, 1-0	2015	Auburn, 197.075-196.675
Bemidji State	NU leads, 1-0	1976	NU, 79.20-77.20
Boise State	NU leads, 3-0	2017	NU, 196.625-196.150
BYU	NU leads, 7-6	2014	NU, 196.975-194.65
California	Tied, 1-1	2016	Cal, 195.95-195.775
Cal State Fullerton	CSF leads, 4-3	2003	NU, 196.65-193.175
Central Michigan	NU leads, 2-0	2016	NU, 196.55-194.675
Clarion	CU leads, 1-0	1979	Clarion, 141.75-131.95
Denver	NU leads, 2-0	2015	NU, 196.950-195.950
Drake	NU leads, 1-0	1978	NU, 135.50-126.05
Eastern Kentucky	NU leads, 1-0	1979	NU, 131.95-130.45
Florida	UF leads, 16-5	2018	UF, 197.8500-196.8000
George Washington	NU leads, 2-0	2018	NU, 197.525-195.425
Georgia	UGA leads, 25-5	2023	UGA, 197.000-195.525
Grand View	GV leads, 3-1	1979	NU, 135.75-129.10
Gustavus Adolphus	Tied, 1-1	1978	NU, 135.50-112.00
Houston	NU leads, 1-0	1988	NU, 187.05-182.25
Illinois-Chicago	NU leads, 2-0	2000	NU, 196.875-193.65
Illinois State	NU leads, 1-0	2001	NU, 196.20-193.625
Illinois	NU leads, 7-5	2024	ILL, 196.700-196.250
Indiana	NU leads, 1-0	1983	NU, 178.15-167.35
Iowa	NU leads, 10-5	2024	NU, 196.250-193.975
Iowa State	NU leads, 15-2	2017	NU, 196.625-195.25
Kansas	NU leads, 2-1	1980	NU, 139.75-98.10
Kent State	NU leads, 2-0	2016	NU, 196.55-194.525
Kentucky	NU leads, 2-1	2024	UK, 197.100-196.600
Louisville	UL leads, 2-0	1980	UL, 137.40-126.70
LSU	LSU leads, 13-10-1	2023	LSU, 197.375-195.525
Maryland	NU leads, 3-2-1	2024	Maryland, 196.775-196.250
Michigan	UM leads, 14-12	2023	MICH, 198.000-196.275
Michigan State	NU leads, 7-2	2023	MSU, 197.550-196.275
Minnesota	NU leads, 8-7	2023	MINN, 197.250-196.275
Missouri	NU leads, 9-2	2011	NU, 196.775-194.975
Missouri State	MSU leads, 3-0	1979	MSU, 137.70-131.95
New Mexico	NU leads, 2-0	1987	NU, 185.15-180.70
North Carolina	NU leads, 5-0	2013	NU, 195.875-194.350
North Carolina State	NU leads, 5-0	2018	NU, 197.525-196.0500
Ohio State	Tied, 5-5	2023	OSU, 196.975-196.275
Oklahoma	NU leads, 19-14	2016	OU, 197.7875-195.775
Oklahoma State	OSU leads, 2-1	1982	NU, 138.10-137.20
Oregon State	NU leads, 9-7	2023	NU, 197.375-195.525
Penn State	NU leads, 14-5	2024	NU, 196.250-195.825
Pittsburgh	Pitt leads, 1-0	1979	Pitt, 133.85-131.95
Rutgers	NU leads, 4-1	2024	NU, 196.250-195.400
Sacramento State	NU leads, 1-0	2007	NU, 196.675-191.725
St. Cloud State	NU leads, 1-0	1979	NU, 135.75-118.80
San Jose State	NU leads, 3-0	2012	NU, 196.525-193.40
Southern California	USC leads, 1-0	1979	USC, 135.25-131.95
Southern Utah	NU leads, 1-0	2011	NU, 196.55-193.775
South Dakota State	Tied, 1-1	1977	NU, 127.70-105.75
Southeast Missouri	NU lead, 1-0	1978	NU, 135.50-103.75
Stanford	NU leads, 6-3	2012	Stanford, 197.125-196.625
Towson	NU leads, 1-0	1990	NU, 192.225-187.975
UCLA	UCLA leads, 28-2	2019	UCLA, 198.075-196.650
Utah	Utah leads, 35-9-2	2018	NU, 1956.900-196.800
Utah State	USU leads, 5-4	1998	NU, 194.275-191.175
Washington	NU leads, 5-1	2015	NU, 196.950-193.675
West Virginia	NU leads, 8-0	2019	NU, 196.800-195.425
Wichita State	NU leads, 1-0	1978	NU, 135.50-127.65

NEBRASKA'S COACHING HISTORY

YEAR	COACH	REG. SEASON	POSTSEASON	OVERALL	HIGH SCORE	CONF. FINISH	REGIONAL FINISH	NAT. FINISH
1975-76	Karen Balke	9-12	2-9	11-21	87.31	Fifth	10th	(AIAW) DNQ
Career Totals		9-12	2-9	11-21	87.31	Fifth	10th	DNQ
1976-77	Judy Schalk	14-4	4-3	18-7	130.28	Second	Fourth	(AIAW) DNQ
1977-78	Judy Schalk	21-8	7-2	28-10	135.90	First	Third	(AIAW) DNQ
1978-79	Judy Schalk	20-10-2	9-11-1	29-21-3	135.75	First	Second	(AIAW) T-11th
1979-80	Judy Schalk	28-7	4-16	32-23	140.55	First	Second	(AIAW) 16th
1980-81	Judy Schalk	12-19	1-3	13-22	139.70	Third	Fourth	(AIAW) DNQ
1981-82	Judy Schalk	22-6	5-8	27-14	144.20	First	Second	(NCAA) Eighth
1982-83	Judy Schalk	18-16	6-9	24-25	180.30	First	First	(NCAA) 10th
Career Totals		135-70-2	36-52-1	171-122-3	180.30	First (5)	First (1)	(AIAW) T-11th (NCAA) Eighth
1983-84	Rick Walton	19-10	None	19-10	179.50	Second	DNQ	(NCAA) DNQ
1984-85	Rick Walton	13-6	1-4	14-10	182.95	Second	Fifth	(NCAA) DNQ
1985-86	Rick Walton	14-9	0-5	14-14	182.55	Third	Sixth	(NCAA) DNQ
1986-87	Rick Walton	13-8	5-12	18-20	187.40	First	Fourth	(NCAA) 10th
1987-88	Rick Walton	12-8	6-11	18-19	189.05	First	Third	(NCAA) 10th
1988-89	Rick Walton	16-3	10-4	26-7	194.25	First	Second	(NCAA) Fourth
1989-90	Rick Walton	18-1	12-5	30-6	192.60	First	Second	(NCAA) Fifth
1990-91	Rick Walton	9-6	1-5	10-11	189.95	Second	Sixth	(NCAA) DNQ
1991-92	Rick Walton	10-7	2-4	12-11	191.25	Second	Fifth	(NCAA) DNQ
1992-93	Rick Walton	12-7	0-6	12-13	193.30	Second	Seventh	(NCAA) DNQ
Career Totals		136-65	37-56	173-121	194.25	First (4)	Second (2)	(NCAA) Fourth
1993-94	Dan Kendig	14-5	3-3	17-8	193.60	First	Fourth	(NCAA) DNQ
1994-95	Dan Kendig	19-4	6-5	25-9	194.725	First	Second	(NCAA) 11th
1995-96	Dan Kendig	19-3	6-5	25-8	195.75	First	Third	(NCAA) 10th
1996-97	Dan Kendig	22-2	6-9-1	28-11-1	196.625	First	Third	(NCAA) Sixth
1997-98	Dan Kendig	14-4	2-4	16-8	196.55	First	Fifth	(NCAA) DNQ
1998-99	Dan Kendig	19-2	7-8	26-10	196.75	First	Second	(NCAA) Sixth
1999-00	Dan Kendig	25-5	11-4	36-9	196.875	Second	First	(NCAA) Fourth
2000-01	Dan Kendig	18-1	8-6-1	26-7-1	197.65	First	First	(NCAA) T-Fifth
2001-02	Dan Kendig	14-2	9-6	23-8	197.15	First	First	(NCAA) Fifth
2002-03	Dan Kendig	20-1	12-3	32-4	198.30	First	First	(NCAA) Fourth
2003-04	Dan Kendig	9-5-1	6-4	15-9-1	198.00	Fourth	Second	(NCAA) 10th
2004-05	Dan Kendig	14-5	7-8	21-13	197.10	First	Second	(NCAA) Sixth
2005-06	Dan Kendig	16-6-1	10-5	26-11-1	196.85	Second	Second	(NCAA) Fifth
2006-07	Dan Kendig	19-4	7-8	26-12	197.125	First	Second	(NCAA) Sixth
2007-08	Dan Kendig	10-7	3-2	13-9	196.675	Fourth	Third	(NCAA) DNQ
2008-09	Dan Kendig	13-5	3-2	16-7	196.75	Second	Third	(NCAA) DNQ
2009-10	Dan Kendig	17-4	6-4	23-8	196.625	Second	Second	(NCAA) Seventh
2010-11	Dan Kendig	12-7	10-5	22-12	197.30	First	Second	(NCAA) Fourth
2011-12	Dan Kendig	19-2	5-5	24-7	197.60	First	Second	(NCAA) Eighth
2012-13	Dan Kendig	16-3	3-2	19-5	197.80	First	Third	(NCAA) DNQ
2013-14	Dan Kendig	20-3	7-8	27-11	197.225	Second	Second	(NCAA) Sixth
2014-15	Dan Kendig	22-5	6-4	28-9	197.325	Third	Second	(NCAA) Eighth
2015-16	Dan Kendig	23-4	5-5	28-9	197.35	Second	Second	(NCAA) Eighth
2016-17	Dan Kendig	23-6	6-4	29-10	197.2125	Fourth	Second	(NCAA) Seventh
2017-18	Dan Kendig	21-6	7-9	28-15	197.525	Second	Second	(NCAA) Sixth
Career Totals		438-101-2	161-128-2	599-229-4	198.300	First (14)	First (4)	(NCAA) Fourth (3)
2018-19	Heather Brink	12-5	2-6	20-22	197.625	Third	Second	(NCAA) Super Regionals
2019-20	Heather Brink	8-4	Canceled	8-4	197.100	Canceled	Canceled	Canceled
2020-21	Heather Brink	1-11	0-9	1-20	196.150	Eighth	DNQ	DNQ
2021-22	Heather Brink	6-10	3-5-1	9-15-1	196.750	Sixth	DNQ	DNQ
2022-23	Heather Brink	9-8	4-8	12-13	197.500	Seventh	Fourth	(NCAA) Regionals
2023-24	Heather Brink	11-9	4-8	15-13	197.600	Seventh	Third	(NCAA) Second Round
Career Totals		47-47	13-36-1	65-87-1	197.625	First (0)	First (0)	(NCAA)
Program Totals		765-295-4	255-289-4	1,002-570-8	198.300	First (23)	First (7)	(NCAA) Fourth (4)

NEBRASKA GYMNASTICS





NEBRASKA WOMEN'S GYMNASTICS BY THE NUMBERS

12

NCAA Super
Six Finals
appearances

17

CSC Academic
All-America
awards

25

Total conference
titles in the Big
Ten, Big 12 and Big
Eight

27

NCAA
Championship
appearances

43

AIAW/NCAA
Regional
appearances

83

First-team
All-America
awards

166

Total
All-America
awards

1,017

Wins in program
history

BOB DEVANEY SPORTS CENTER

COMPETITION HOME FOR NEBRASKA GYMNASTICS

NU AVERAGE ATTENDANCE SINCE 2014

2024	2,828
2023	2,288
2022	1,852
2020	2,002
2019	2,996
2018	2,613
2017	2,227
2016	2,353
2015	2,030
2014	2,254

*2021 did not have an attendance average due to the coronavirus pandemic restrictions.



FAN SUPPORT



DEVANEY CENTER EXTERIOR

FRANCIS ALLEN TRAINING COMPLEX

THE NEW HOME OF NEBRASKA GYMNASTICS

- 14** **MILLION DOLLARS**
USING PRIVATE DONATIONS AND ATHLETIC FUNDS
- 47** **THOUSAND SQUARE FEET**
OCCUPIED BY BOTH MEN'S & WOMEN'S GYM PROGRAMS
- 6** **COACHES AND SUPPORT STAFF OFFICES**
- 2** **FULL-SIZED LOCKER ROOMS**
FOR THE MEN'S AND WOMEN'S GYMNASTICS TEAMS
- 2** **SATELLITE ATHLETIC THERAPY SITES**
WITH COLD TANKS, ICING AND TAPING AREAS
- 1** **BRAND NEW DEDICATED LOBBY**
FOR THE NORTH ENTRANCE



GRAND OPENING



TROPHY DISPLAY



TRAINING ROOM



COACHES OFFICES

“ ITS JUST STUNNING.

IT IS ONE OF THE PREMIER GYMS IN THE COUNTRY. THE AMOUNT OF DIFFERENT TRAINING SURFACES THAT WE HAVE IN THIS NEW GYM ALLOWS US THE OPPORTUNITY TO EFFICIENTLY RUN A PRACTICE, AND BE ABLE TO SET UP DRILLS GOING ONE DIRECTION AND STILL LEARNING GOING IN ANOTHER DIRECTION.

”

HEAD COACH HEATHER BRINK



BALANCE BEAMS/FOAM PITS



TEAM LOUNGE

FRANCIS ALLEN TRAINING COMPLEX

OPENED IN MARCH 2020



ATHLETIC THERAPY ROOMS



LOCKER ROOM



4083

N

**ACADEMIC
SUCCESS**



MARTINA COMIN, BIG TEN DISTINGUISHED SCHOLAR



DANIELLE BREEN, NCAA ELITE 90 AWARD



RICHELLE SIMPSON, NCAA TODAY'S TOP 10 AWARD



ANIKA DUJAKOVICH, 2022 UNL GRADUATE

ACADEMIC EXPERIENCE





2020 NCAA TOP 10 AWARD WINNER



2019 NCAA WOMAN OF THE YEAR



ACADEMIC COUNSELING

Eight academic counselors, three learning specialists, two assistant academic counselors and one computer specialist are in place to monitor daily academic progress, receive consistent course feedback, assist with the advising/registration process and monitor eligibility and progress toward graduation.

TUTORIAL SUPPORT

A tremendous resource for all academic abilities, unlimited tutorial support from approximately 75-100 tutors on staff is available from day one up to college graduation in all subject areas. The tutorial program is certified as a model tutoring program by the College Reading and Learning Association.

STUDY HALL

Nebraska's study hall program is housed in the Scott Technology Center within the Student Life Complex. Student-athletes attend a supervised, flex-time study hall that features day, evening and weekend hours. Student-athletes are required to complete a specific number of study hours each week as determined by their academic counselor and/or coach. Additional performance-based or tutor-based study hall also may be determined by the academic counselor.

MENTORING

Academic support staff serve as mentors to all incoming student-athletes and select returning student-athletes. The student-athletes meet with their mentor weekly to develop time management skills, gather and report academic progress information and discuss academic success strategies.

EDUCATIONAL ASSESSMENTS

Assessments are administered upon the request of the student-athlete, academic counselor, or coach. Learning specialists are available to administer and score informal assessments, which include a reading comprehension and a writing assessment. When more in-depth assessments are necessary, referrals are made to a consulting neuropsychologist who conducts the assessments. If it is determined a student-athlete has a learning disability or another medical condition that impedes the student from reaching their academic potential, appropriate accommodations are implemented by the Office of Services for Students with Disabilities.

STUDENT-ATHLETE ORIENTATION

Each new student-athlete attends an orientation at the beginning of their academic career. Student-athletes are introduced to staff, faculty, administrators, and a variety of resources that help facilitate the transition into college while enhancing awareness of support services in the Athletic Department and across campus.

PERSONAL COUNSELING

Student-athletes will find a supportive and caring environment at Nebraska. Transitional issues, stress management, time management, academic focus and problem resolution are all addressed in a proactive manner throughout the year. If necessary, counseling referrals are also made to designated practitioners.

COMPUTER RESOURCES

New laptops are provided to all student-athletes for use during their academic career at Nebraska. The Herman Student Life Complex has printers and desktop computers available for student-athletes to use in the facility.

LIFE SKILLS





CATELYN OREL, HEART & SOUL AWARD



AUTOGRAPH SESSIONS



KINSEY DAVIS, SAM FOLTZ HERO 27 AWARD



ATHLETIC MEDICINE



ALTER-G TREADMILLS

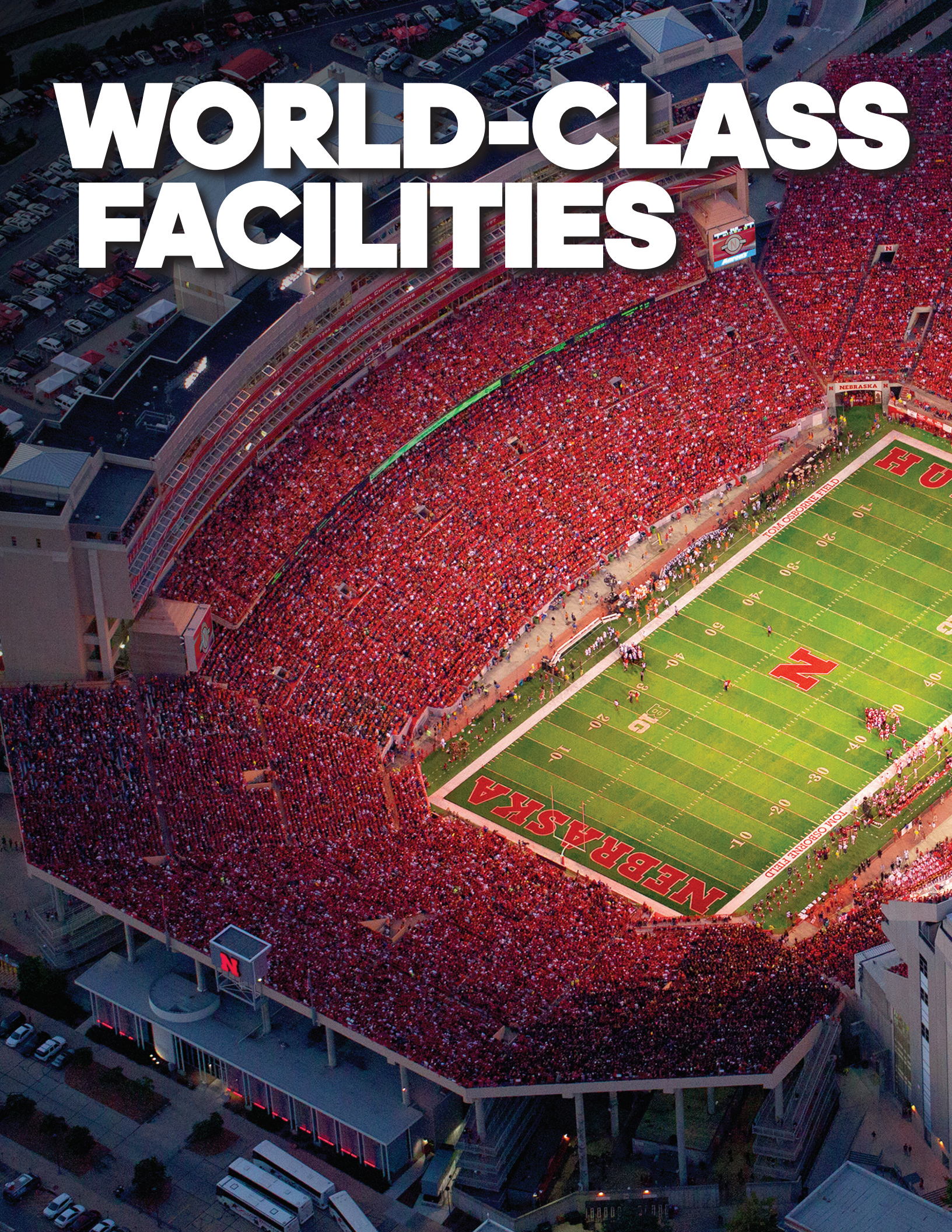


HYDROTHERAPY POOLS



ON-SITE X-RAY FACILITY

WORLD-CLASS FACILITIES





PINNACLE BANK ARENA



HAWKS FIELD



BOB DEVANEY SPORTS CENTER



BARBARA HIBNER STADIUM

NAPL

NEBRASKA ATHLETIC PERFORMANCE LAB

A ONE-OF-A-KIND RESEARCH AND TESTING FACILITY THAT PROVIDES NEBRASKA STUDENT-ATHLETES WITH THE LATEST ADVANCEMENTS IN EQUIPMENT, TRAINING TECHNIQUES AND MEDICAL TECHNOLOGY.



GROUNDBREAKING RESEARCH



STATE-OF-THE-ART EQUIPMENT

THIS FACILITY IS
UNBELIEVABLE.

WORLD SOCCER STAR DEMBA BA, WHO TRAINED AT THE NEBRASKA
ATHLETIC PERFORMANCE LAB IN 2017.



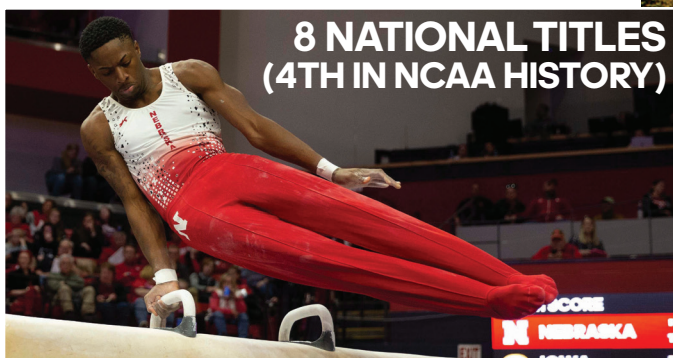
NATIONAL POWERS

FIVE VOLLEYBALL NATIONAL CHAMPIONSHIPS
(3RD IN NCAA HISTORY)




**5 NATIONAL TITLES
(2ND MOST SINCE 1970)**

FOOTBALL



**8 NATIONAL TITLES
(4TH IN NCAA HISTORY)**

MEN'S GYMNASTICS



**8 NATIONAL TITLES
(MOST IN NCAA HISTORY)**

BOWLING



**3 INDOOR
NATIONAL TITLES
(4TH IN NCAA HISTORY)**

WOMEN'S TRACK AND FIELD

THE UNIVERSITY OF NEBRASKA





THE UNIVERSITY OF NEBRASKA

Chartered in Lincoln by the Nebraska Legislature in 1869, the University of Nebraska was expanded in 1968 into a university system now comprising four campuses under the guidance of a Board of Regents and a central administration. The flagship University of Nebraska-Lincoln is an educational institution of international stature. Nebraska is classified within the Carnegie "R1: Doctoral Universities – Highest Research Activity" category. Nebraska is also a land-grant university and a member of the Association of Public and Land-grant Universities. The university is accredited by the Higher Learning Commission.

BIG TEN ACADEMIC ALLIANCE

As a member of the Big Ten, the University of Nebraska-Lincoln is a member of the Big Ten Academic Alliance (BTAA), formerly the Committee on Institutional Cooperation, which is the academic consortium of the universities in the Big Ten Conference. The BTAA includes all 14 Big Ten Institutions and partners with the University of Chicago. The Big Ten Academic Alliance and the institutions together have annual research expenditures topping \$10.5 billion - more than the Ivy League and the University of California System combined - and they educate a total of nearly 600,000 students with approximately 50,000 faculty members.

NATIONAL RANKINGS

- 2018 No. 1 Online MBA in the World for Alumni Salary Increases (Financial Times)
- 2018 Top 30 Colleges that Produce the Most CEOs (Kittleman)
- 2019 No. 9 Best Online Graduate Education Programs (U.S. News & World Report)
- 2021 No. 21 Online Master of Engineering Management Program (U.S. News & World Report)
- 2021 No. 17 Best Online MBA Programs (U.S. News & World Report)
- 2021 Best Value College (The Princeton Review)
- 2021 Ranked Among Top Third of National Universities (U.S. News & World Report)
- 2021 No. 13 Best Online MBA Program



THE UNIVERSITY OF NEBRASKA

INNOVATION CAMPUS, CITY CAMPUS & DOWNTOWN LINCOLN

75 MASTER'S DEGREE PROGRAMS

150+ UNDERGRADUATE MAJORS

500+ STUDENT ORGANIZATIONS

24,431 TOTAL ENROLLMENT


130+ COUNTRIES REPRESENTED

50 STATES REPRESENTED

200,000+ LIVING ALUMNI



CITY CAMPUS



OUTDOOR ADVENTURE CENTER



MULTICULTURAL CENTER



COLLEGE OF BUSINESS



“LINCOLN IS **CLEARLY** ON THE RISE.”

VIA SILICON PRAIRIE NEWS

NO. 1 MOST CONTENT CITY
24/7 WALLSTREET

HAPPIEST CITY IN AMERICA
GALLUP WELL-BEING INDEX

**NO. 1 CITY IN BEST PLACES
FOR BUSINESS AND CAREERS**
VIA FORBES

**NO. 2 CITY IN HIGHEST
QUALITY OF LIFE**
HUFFINGTON POST

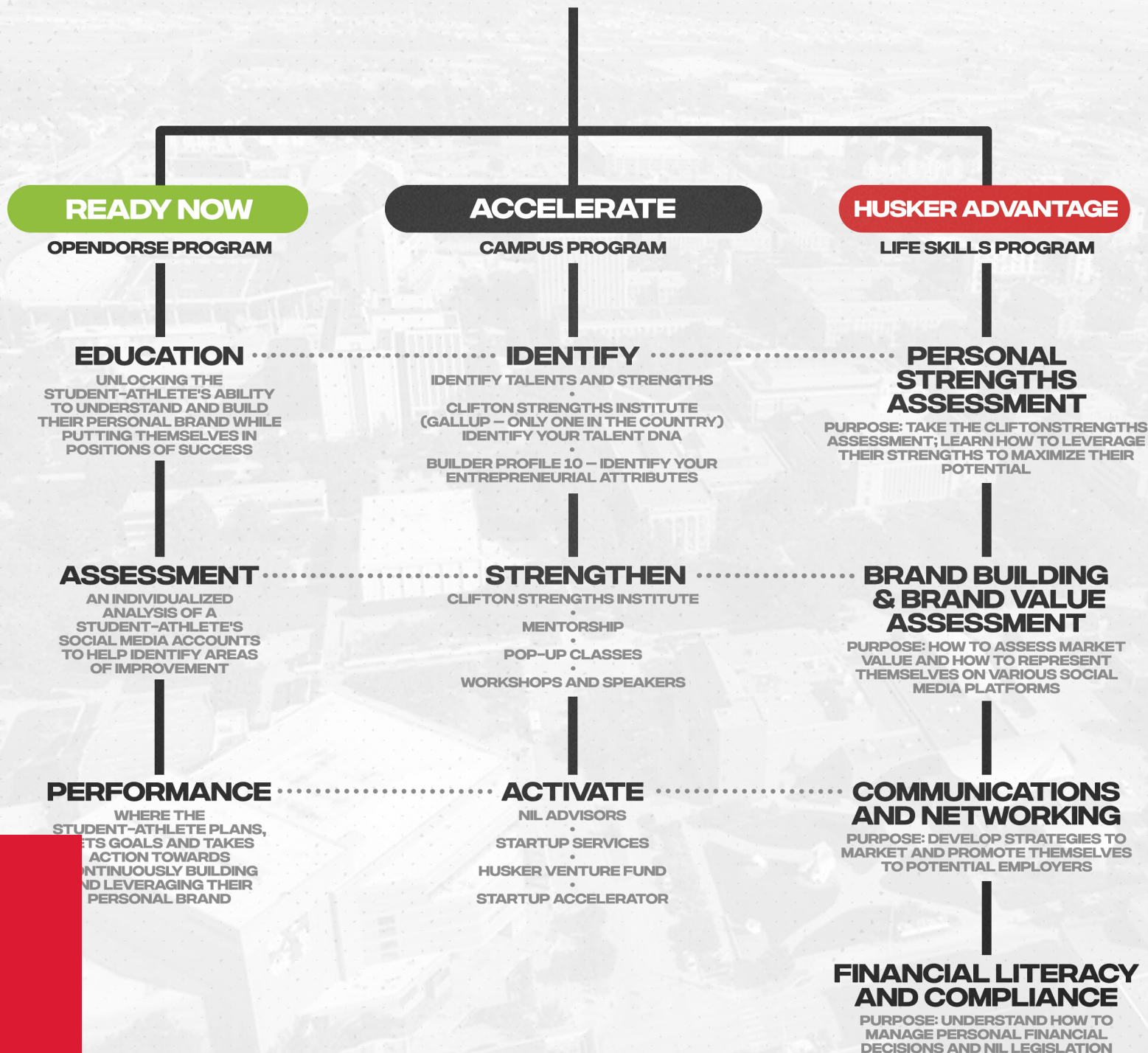
NO. 6 BEST COLLEGE TOWN
AIER

**TOP 10 MOST BEAUTIFUL
CITIES IN THE USA**
THE CULTURE TRIP

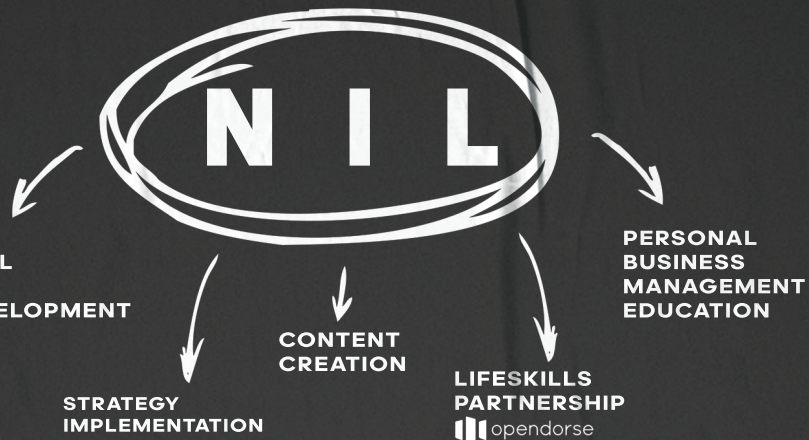
1 OF **75** **LARGEST**
THE **CITIES IN**
THE U.S.

#NILBRASKA

A UNIVERSITY OF NEBRASKA-LINCOLN INITIATIVE



READY **NOW** PROGRAM



PARTNER WITH **N** → POSITION **YOURSELF** FOR THE FUTURE

NEBRASKA WAS THE **FIRST** TO LAUNCH A PROGRAM TO PREPARE STUDENT-ATHLETES FOR NIL

NEBRASKA IS THE **ONLY** SCHOOL IN THE COUNTRY TO GET CONSULTANTS AND EDUCATION SESSIONS FOR **EVERY** STUDENT-ATHLETE

READY NOW
OPENDORSE PROGRAM

GROWTH LESSON

EDUCATION

UNLOCKING THE STUDENT-ATHLETE'S ABILITY TO UNDERSTAND AND BUILD THEIR PERSONAL BRAND WHILE PUTTING THEMSELVES IN POSITIONS OF SUCCESS

COMMENTS

LEAD TO FOLLOWERS

ASSESSMENT

AN INDIVIDUALIZED ANALYSIS OF A STUDENT-ATHLETE'S SOCIAL MEDIA ACCOUNTS TO HELP IDENTIFY AREAS OF IMPROVEMENT

REPLIES

LEAD TO FOLLOWERS

PERFORMANCE

WHERE THE STUDENT-ATHLETE PLANS, SETS GOALS AND TAKES ACTION TOWARDS CONTINUOUSLY BUILDING AND LEVERAGING THEIR PERSONAL BRAND

CONVERSATION

CONVERSATION OUTSIDE OF YOUR SPORT (YOUR INTERESTS) LEAD TO FOLLOWS

Huskers



2025 NEBRASKA GYMNASTICS PHOTO ROSTER



Reese Baechle
RSo. • 5-3
St. Charles, Mo.



Reese Baker
Fr. • 5-4
Fairfield, Calif.



Katelyn Barth
Jr. • 5-2
Fargo, N.D.



Olivia Burns
So. • 5-3
Blue Springs, Mo.



Emalee Frost
Jr. • 5-4
Arrington, Tenn.



Allie Gard
Jr. • 5-3
Round Rock, Texas



Genesis Gibson
Sr. • 5-7
Prosper, Texas



Ayzhia Hall
Sr. • 5-5
Rogers, Ark.



Lauren Hollifield
Fr. • 5-0
Dacula, Ga.



Lauren Homecillo
Jr. • 4-11
Papillion, Neb.



Whitney Jencks
So. • 5-7
Madison, S.D.



Nya Kraus
Jr. • 4-11
Regina, Saskatchewan, Canada



Katie Kuenemann
Sr. • 5-2
Longview, Texas



Sophia McClelland
Sr. • 5-2
Camarillo, Calif.



Molly Peterson
Fr. • 5-4
Woodbury, Minn.



Halle Rourke
Sr. • 5-5
Waverly, Neb.



Jenna Sartoretto
So. • 5-3
Georgetown, Ontario, Canada



Isabel Sikin
So. • 5-5
San Antonio, Texas



Emma Simpton
Sr. • 5-5
Dallas, Texas



Emma Spence
Sr. • 5-5
Cambridge, Ontario, Canada



Lucy Stanhope
Sr. • 5-6
Warrington, England



Heather Brink
Head Coach
Seventh Year



Brian Amato
Associate Head Coach
Fifth Year



Mollie Korth
Assistant Coach
First Year



Sam Scherwinski
Assistant Coach
First Year