



# NEBRASKA BASKETBALL

## 2024-25 GAME NOTES

X HUSKERMBB

Instagram HUSKERMBB

f HUSKERMBB

### GAME #20

**OPPONENT:** AT NO. 18/19 WISCONSIN  
**DATE:** SUN., JAN. 26  
**TIPOFF:** NOON (CT).  
**LOCATION:** MADISON, WIS.  
**ARENA:** KOHL CENTER

### GAME AT A GLANCE



#### Nebraska Cornhuskers

2024-25 Record: .....12-7 (2-6 BIG)  
Head Coach: ..... Fred Hoiberg  
Record at Nebraska: ..... 74-101 (6th year)  
Career Record: ..... 189-157 (11th year)



#### Huskers Radio Network

Play-by-Play: ..... Kent Pavelka  
Analyst: ..... Jake Muhleisen



#### Wisconsin Badgers

2024-25 Record: .....15-4 (5-3 B1G)  
Head Coach: ..... Greg Gard  
Record at School: ..... 201-111 (10th year)  
Career Record: ..... Same



#### Big Ten Network

Play-by-Play: ..... Kevin Kugler  
Analyst: ..... Stephen Bardo  
*also available on Fox Sports app*

### ON THE AIR

**Radio:** Sunday's game will be carried on the Huskers Radio Network with Kent Pavelka and Jake Muhleisen on the call, including KLIN (1400 AM) in Lincoln, KXSP (590 AM) in Omaha and KRVN (880 AM) in Lexington. The pregame show begins an hour before tipoff and will also be available on Huskers.com and the Huskers app.

**TV/Online:** Sunday's game will be on BTN with Kevin Kugler and Stephen Bardo on the call. It will also be available online on the Fox Sports app.

## HUSKERS BATTLE NO. 18 BADGERS ON SUNDAY

The Nebraska men's basketball team faces a difficult road test this weekend, as the Huskers travel to No. 18 Wisconsin on Sunday afternoon. Tipoff from the Kohl Center is set for shortly after Noon (central) and the contest will be televised on BTN and carried on the Huskers Radio Network, as well as on Huskers.com and the Huskers app. The game will also be available on the Fox Sports App.

Nebraska (12-7, 2-6 B1G) looks to snap a five-game losing streak following a 78-73 loss to USC on Wednesday night. Desmond Claude's 3-pointer with 47.6 seconds remaining broke a 69-all tie, and the Trojans held off Nebraska's comeback by going 6-of-6 from the line in the final minutes. Nebraska had a chance to tie in the final five seconds but could not get the game into overtime. Nebraska held USC to 43 percent shooting from the field, but USC went 18-of-22 from the foul line and enjoyed a 36-31 advantage on the glass in a game which featured 10 lead changes and nine ties.

The Huskers have battled during the losing streak, as NU was within one possession in the final 10 seconds in four of the five contests.

The loss overshadowed a strong performance by senior Juwan Gary, who finished with a career-high 27 points on 11-of-19 shooting to lead three Huskers in double figures. Brice Williams added 17 points, while Connor Essegian chipped in 15 points off the bench.

Gary has posted a pair of 20-point efforts in two of NU's last three contests and is averaging a career-high 12.5 points this season. The senior is second on the team in scoring, rebounding and blocks and went over the 1,000-point mark for his career last Sunday at Maryland. Nebraska will need another strong performance from Gary in seeking its third win over a ranked opponent this season.

Wisconsin (15-4, 5-3 B1G) looks to bounce back following an 85-83 loss at UCLA on Tuesday. The Badgers led by as many as nine in the first half before the Bruins fought back. John Tonje led the Badgers with 24 points and five boards while John Blackwell added 23 points and four assists. UCLA shot 60 percent in the second half as Aday Mara had 22 points and five boards off the bench for the Bruins.

**9** With nine points on Sunday, Brice and his father, Henry will become the seventh father-son combo in NCAA Division I history to eclipse 4,000 career points. Williams is averaging a career-best 18.5 ppg this season.

### 2024-25 SCHEDULE

Date	AP Rk.	Opponent	TV/Online	Time
Oct. 27		Grand Valley State (Exh.)	B1G+	W, 73-53
Nov. 4		UT Rio Grande Valley	B1G+	W, 87-67
Nov. 9		Bethune Cookman	B1G+	W, 63-58
Nov. 13		FDU	B1G+	W, 86-60
Nov. 17		vs. Saint Mary's (Sioux Falls, S.D.)	BTN	L, 74-77
Nov. 22		at No. 14 Creighton	FS1	W, 74-63
Nov. 27	RV	South Dakota	BTN	W, 96-79
Dec. 1	RV	North Florida	BTN	W, 103-72
Dec. 7	RV	at RV Michigan State *	BTN	L, 52-89
Dec. 13	RV	RV Indiana *	FOX	W, 85-68
Hawaiian Airlines Diamond Head Classic				
Dec. 22		vs. Murray State	ESPN	W, 66-49
Dec. 23		vs. Hawai'i	ESPN2	W, 69-55
Dec. 25		vs. Oregon State	ESPN2	W, 78-66
Dec. 30		Southern	BTN	W, 77-43
Jan. 4	RV	No. 15 UCLA *	FOX	W, 66-58
Jan. 7	RV	at Iowa *	Peacock	L, 87-97 (OT)
Jan. 12	RV	at No. 20 Purdue *	BTN	L, 68-104
Jan. 16		Rutgers *	FS1	L, 82-85
Jan. 19		at RV Maryland *	BTN	L, 66-69
Jan. 22		USC *	BTN	L, 73-78
Jan. 26		at No. 18 Wisconsin *	BTN	Noon
Jan. 30		Illinois *	FS1	7:30 p.m.
Feb. 2		at Oregon *	BTN	6:30 p.m.
Feb. 5		at Washington *	BTN	9:30 p.m.
Feb. 9		Ohio State *	BTN	1 p.m.
Feb. 13		Maryland *	BTN	7:30 p.m.
Feb. 16		at Northwestern *	BTN	2 p.m.
Feb. 19		at Penn State *	BTN	5:30 p.m.
Feb. 24		Michigan *	FS1	7 p.m.
March 1		Minnesota *	BTN	1 p.m.
March 4		at Ohio State *	Peacock	8 p.m.
March 9		Iowa *	FOX	11:30 a.m.
March 12-16		at Big Ten Tournament (Indianapolis)	TBD	TBD

\*-Big Ten Conference Game; **Home games** are in red and bold

### 2024-25 ROSTER AT A GLANCE

No	Name	Pos.	Ht.	Wt.	Yr.	Hometown	GP/GS	MPG	PPG	RPG	APG	BPG	SPG
0	Connor Essegian	G	6-4	190	Jr.	Fort Wayne, Ind.	19/3	22.8	11.5	2.7	1.0	0.0	0.4
1	Sam Hoiberg	G	6-0	185	Jr.	Lincoln, Neb.	19/0	18.6	3.3	2.1	1.6	0.1	1.4
2	Ahron Ulis	G	6-3	190	Sr.	Chicago, Ill.	15/1	14.6	2.9	1.9	1.9	0.0	0.7
3	Brice Williams	G	6-7	214	Sr.	Huntersville, N.C.	19/19	31.2	18.5	3.7	2.5	0.3	1.3
4	Juwan Gary	F	6-6	226	Sr.	Columbia, S.C.	19/19	27.9	12.5	4.5	0.8	0.6	1.2
5	Braden Frager	F	6-7	220	Fr.	Lincoln, Neb.	-	-	-	-	-	-	-
8	Jeffrey Grace III	G	6-3	200	Jr.	Elmhurst, Ill.	8/0	1.0	0.6	0.4	0.0	0.0	0.1
9	Berke Büyüktuncel	F	6-10	244	So.	Bursa, Türkiye	18/17	23.4	7.2	5.8	1.3	0.8	1.2
12	Gavin Griffiths	G	6-7	193	So.	Simsbury, Conn.	11/0	9.6	2.5	1.9	0.7	0.4	0.4
20	Justin Bolis	F	6-8	225	So.	Lincoln, Neb.	-	-	-	-	-	-	-
23	Andrew Morgan	F	6-10	242	Sr.	Waseca, Minn.	19/0	17.6	8.1	4.5	0.7	0.3	0.4
24	Rollie Worster	G	6-5	210	Sr.	Missoula, Mont.	19/18	25.6	8.1	4.2	2.8	0.2	0.9
25	Nick Janowski	G	6-4	208	Fr.	Pewaukee, Wis.	-	-	-	-	-	-	-
31	Cale Jacobsen	G	6-4	195	So.	Ashland, Neb.	13/0	5.0	0.6	0.8	0.6	0.2	0.3
34	Braxton Meah	C	7-1	265	Sr.	Layton, Utah	18/18	14.9	3.2	3.6	0.9	0.4	0.3
35	Henry Burt	F	6-7	222	So.	Omaha, Neb.	4/0	1.8	0.5	0.0	0.0	0.0	0.0
51	Rienk Mast	F	6-10	260	Sr.	Groningen, Netherlands	-	-	-	-	-	-	-

2024-25 NEBRASKA BASKETBALL ROSTER

No.	VL	Name	Pos.	Ht.	Wt.	Yr.	Hometown	Previous School	X	Instagram
0		Connor Essegian	G	6-4	190	Jr.	Fort Wayne, Ind.	Wisconsin	@CESsegian	connoressegian
1	**	Sam Hoiberg	G	6-0	185	Jr.	Lincoln, Neb.	Pius X	@samhoiberg	samhoiberg
2	*	Ahron Ulis	G	6-3	190	Sr.	Chicago, Ill.	Iowa	@AhronUlis	ahron1_
3	*	Brice Williams	G	6-7	214	Sr.	Huntersville, N.C.	Charlotte	@bgotit_	blaviss
4	**	Juwan Gary	F	6-6	226	Sr.	Columbia, S.C.	Alabama	@takflight24	wanwitdabutter
5		Braden Frager	F	6-7	220	Fr.	Lincoln, Neb.	Southwest HS	@Braden_Frager	braden_frager
8	**	Jeffrey Grace III	G	6-3	200	Jr.	Elmhurst, Ill.	Arizona State	@JeffreyGraceIII	kg3is23
9		Berke Büyüktuncel	F	6-10	244	So.	Bursa, Türkiye	UCLA		berkebuyuktuncel
12		Gavin Griffiths	G	6-7	193	So.	Simsbury, Conn.	Rutgers	@gavingriff_	gavingriff_
20		Justin Bolis	F	6-8	225	So.	Lincoln, Neb.	Southeast CC	@JustinBolis	justinbolis
23		Andrew Morgan	F	6-10	242	Sr.	Waseca, Minn.	North Dakota State		akmorgan10_
24		Rollie Worster	G	6-5	210	Sr.	Missoula, Mont.	Utah		rj_w2
25		Nick Janowski	G	6-4	208	Fr.	Pewaukee, Wis.	Pewaukee HS	@nick_janowski12	nick.janowski
31	*	Cale Jacobsen	G	6-4	195	So.	Ashland, Neb.	Ashland-Greenwood HS	@calejacobsen_	calejacobsen_
34		Braxton Meah	C	7-1	265	Sr.	Layton, Utah	Washington	@Braxton_Meah	Braxtonmeah
35	*	Henry Burt	F	6-7	222	So.	Omaha, Neb.	Elkhorn South HS	@HenryBurt15	henryburt0
51	*	Rienk Mast	F	6-10	260	Sr.	Groningen, Netherlands	Bradley		rienk_mast

2024-25 NEBRASKA BASKETBALL COACHING STAFF

Head Coach

Fred Hoiberg, sixth season (Iowa State, 1995)

Assistant Coaches

Adam Howard, third season (Western Kentucky, 2008)  
Nate Loenser, fourth season (Iowa State, 2002)  
Ernie Zeigler, third season (Cleary, 1994)

Support Staff

Director of Men's Basketball Strength & Conditioning: Kurt Joseph  
Dir. of Basketball Strategies & Business Operations: Luca Virgilio  
Assistant Director of Basketball Operations: Sheryl Burbach  
Director of Player Development: Emmanuel Tommy  
Video Coordinator: Michael Bania  
Recruiting Coordinator: Pady Borders  
Graduate Managers: Josiah Allick, Nihilo Ibarra, Justin Moore  
  
Athletic Trainer: Andrew McCabe  
Team Nutritionist: Jake Blattner  
Sports Psychologist: Heather Kiefer  
NAPL Director: Matt Thome  
Equipment Manager: Pat Norris

PRONUNCIATION GUIDE

Name	Pronunciation
Josiah Allick	AL-ick
Berke Büyüktuncel	BEAR-keh buh-YOOK-toon-jell
Connor Essegian	eh-SEE-jin
Juwan Gary	Juh-WAHN
Nate Loenser	Len-zer
Rienk Mast	RINK
Braxton Meah	MEE-uh
Ahron Ulis	YOU-liss
Rollie Worster	raw-lee Wooster
Ernie Zeigler	Zig-ler

HUSKERS RADIO NETWORK



KENT PAVELKA

- Is in his 38th season of calling Husker men's basketball
- Called NU basketball for two stretches from 1974-1996 before returning to play-by-play duties full time in 2006-07
- Called his 1,000th Husker basketball game in 2018-19
- Six-time Nebraska Sportscaster of the Year who was inducted into the Nebraska Broadcasters Hall of Fame in 2019



JAKE MUHLEISEN

- Is in his seventh season as full-time color analyst after serving in a part-time basis for five seasons
- Was a four-year starter at guard for Nebraska from 2002-05
- Three-year team captain and started 98 games in his career
- Served as a graduate assistant at Creighton from 2005-07

City	Station	Frequency
Alliance	KCOW	1400 AM
Aurora	KRGY	97.3 FM
Beatrice	KWBE	1450 AM
Broken Bow	KBBN	95.3 FM
Chadron	KCSR	610 AM
Columbus	KJSK	900 AM
Columbus	KKOT	93.5 FM
Fairbury	KGMT	1310 AM
Falls City	KTNC	1230 AM
Falls City	KTNC	107.1 FM
Fremont	KHUB	1340 AM
Fremont	KFMT	105.5 FM
Gibbon	KMTY	97.7 FM
Gibbon	KSDZ	95.5 FM
Grand Island	KRGI	1430 AM
Hastings	KHAS	1230 AM
Hastings	KLIQ	94.5 FM
Hastings/Kearney	KICS	1450
Hastings/Kearney	KXPN	1460 AM
Hay Springs	KBPY	107.7 FM
Holdrege	KUVR	1380 AM/96.9 FM
Imperial	KADL	102.9 FM
Kearney	KGFW	1340 AM
Kearney	KGFW	96.1 FM
Lexington	KRVN	880 AM
Lexington	KAMI	1580 AM
Lincoln	KLIN	1400 AM
Lincoln	KLIN	99.3 FM
McCook	KSWN	93.9 FM
McCook	KZMC	102.1 FM
McCook	KIOD	105.3 FM
Nebraska City	KNCY	1600 AM
Norfolk	KNEN	94.7 FM
North Platte	KODY	1240 AM
Omaha	KXSP	590 AM
O'Neill	KBRX	102.9 FM
Scottsbluff	KNEB	960 AM
Scottsbluff	KNEB	94.1 FM
Sidney	KSID	98.7 FM
Superior	KRFS	1600 AM
Superior	KRFS	103.9 FM
Terrytown	KOLT	690 AM
Valentine	KVSH	940 AM
Valentine	KDJL	99.5 FM

Also available nationwide on Huskers.com and the Huskers App.


## PROBABLE STARTERS (BASED ON LAST GAME)



## #2 AHRON ULIS | G | SR. | 6-3 | 190 | CHICAGO, ILL.

**2024-25 Averages:** PPG: 2.9 | RPG: 1.9 | APG: 1.9

**Worth Noting:** Made his first start as a Husker against USC, finishing with three rebounds in 14 minutes...Dished out a career-high 10 assists and added two steals and four rebounds at Maryland...His 10 assists were the most by a Husker since 2022...Scored a season-high 10 points and added three assists against North Florida...Finished with eight points, three assists and three rebounds vs. FDU...Sat out the 2023-24 season after transferring from Iowa...Started 27 games in 2022-23 at Iowa, averaging 6.1 points, 2.1 assists and 1.6 rebounds per game...Helped Iowa reach three straight NCAA Tournaments in his tenure...Scored a career-high 17 points at Michigan State, which was one of five double-figure efforts in 2023-24...Was named to the AP All-State Class 4A First Team as a senior at Marian (Ill.) Catholic.

**Career Bests (includes Iowa):** Pts: 17 | Reb: 7 | Ast: 10 | Stl: 3 | Bl: 1 (5x)

## #3 BRICE WILLIAMS | G | SR. | 6-7 | 214 | HUNTERVILLE, N.C.

**2024-25 Averages:** PPG: 18.5 | RPG: 3.7 | APG: 2.5 | SPG: 1.3

**Worth Noting:** Two-time USBWA Player of the Week in '24-25...Eight games with 20+ points, including a pair of 30-point games...Scored 15 of his 17 points in the second half against USC...Totaled 21 points vs. Rutgers...Had a team-high 28 points at Iowa...Led NU with 16 points and seven boards vs. No. 15 UCLA...Diamond Head Classic MVP...Had 25 points and seven rebounds vs. Oregon St...Matched career high with 32 points at Hawai'i...Earned B1G and National POW after posting 30 points, six assists and five boards vs. Indiana...Finished with 28 points vs. Saint Mary's...Averaged 13.4 ppg, 5.5 rpg and 2.5 apg in 2023-24...Second-team Conference USA pick in 2022-23, averaging 13.8 ppg and 5.3 rpg...His late father (Henry) scored a school-record 2,382 points at Charlotte and is a member of the school's Hall of Fame.

**Career Bests (includes Charlotte):** Pts: 32 (2x) | Reb: 13 | Ast: 9 | Stl: 4

## #4 JUWAN GARY | F | SR. | 6-6 | 226 | COLUMBIA, S.C.

**2024-25 Averages:** PPG: 12.5 | RPG: 4.5 | SPG: 1.2

**Worth Noting:** Comes off a career-high 27 point game at USC, his third 20-point game of the year...Averaging 14.4 ppg over NU's last nine games...Had 20 points and seven rebounds vs. Rutgers...Posted his first double-double of the season at Iowa with 13 points and a season-high 13 boards...Totaled 21 points on 8-of-10 shooting at Hawai'i...Keyed NU's win at No. 14 Creighton with 16 points and seven boards...Averaged 11.6 ppg and 6.1 rpg in 2023-24, leading NU in both blocks and steals per game...Totaled five double-doubles in 2023-24, highlighted by a 13-point, 18-board effort at K-State...Career high 22 points vs. Minnesota...Started 17 games before shoulder surgery in 2022-23...Played in 29 games at Alabama in 2021-22...Helped Crimson Tide to an SEC title and an NCAA Sweet 16 appearance in 2020-21.

**Career Bests (includes Alabama):** Pts: 27 | Reb: 18 | Ast: 5 | Bl: 4 | St: 5

## #9 BERKE BÜYÜKTÜNEL | F | SO. | 6-10 | 240 | BURSA, TÜRKİYE

**2024-25 Averages:** PPG: 7.2 | RPG: 5.8 | APG: 1.3 | SPG: 1.2

**Worth Noting:** Finished with six points and four rebounds vs. USC...Totaled eight points, three boards and a career-high four steals at No. 20 Purdue...Named to Diamond Head Classic All-Tournament Team...Finished with a career-high 16 points on 6-of-8 shooting vs. Oregon State...Matched career bests in rebounds (nine) and steals (three) at Hawai'i...Posted 12 points and nine rebounds in win at No. 14 Creighton...Recorded 15 points, three steals and three blocked shots vs. Saint Mary's...Played in 26 games at UCLA in 2023-24, averaging 4.9 points and 2.7 rebounds per game...Played for Türkiye at the 2024 U20 European Championships, averaging 12.0 points and 7.7 rebounds per game...No. 36 player in the class of 2023 by 24/7 Sports, while he was rated by ESPN.com as the No. 2 international player to enter college basketball in 2023-24.

**Career Bests (includes UCLA):** Pts: 16 | Reb: 9 (5x) | Ast: 3 (4x) | Stl: 4 | Bl: 3

## #34 BRAXTON MEAH | C | SR. | 7-1 | 265 | LAYTON, UTAH

**2024-25 Averages:** PPG: 3.2 | RPG: 3.6

**Worth Noting:** Two-year starter at Washington who finished with four rebounds in 12 minute vs. USC...Has a career .730 field goal percentage...Had six points and tied a season high with six rebounds vs. Rutgers...Totaled six points and five boards at Hawai'i...Posted a season-high 12 points on 6-of-6 shooting and five boards vs. South Dakota...Had six rebounds and a steal in 11 minutes vs. No. 14 Creighton...Played in all 32 games at UW, averaging 5.3 points and 5.3 rebounds per game...Led UW in field goal percentage (.770) and blocked shots (27)...Named to Pac-12 All-Defensive Team in 2022-23, averaging 8.8 points, 7.2 rebounds and 1.6 blocks per game...Ranked fifth in Pac-12 in blocked shots and seventh in rebounding...Began his college career at Fresno State.

**Career Bests (includes Wash/Fresno St.):** Pts: 21 | Reb: 17 | Ast: 3 (3x) | Stl: 2 (5x) | Bl: 6

## NATIONAL POLLS

## ASSOCIATED PRESS (JAN. 20)

No	Team (1st)	Record	Points	Prev.
1	Auburn (62)	17-1	1550	1
2	Duke	16-2	1485	3
3	Iowa State	15-2	1397	2
4	Alabama	15-3	1338	4
5	Florida	16-2	1262	5
6	Tennessee	16-2	1170	6
7	Houston	14-3	1151	10
8	Michigan State	16-2	1109	12
9	Kentucky	14-4	1057	8
10	Marquette	15-3	950	7
11	Purdue	15-4	906	17
12	Kansas	13-4	902	9
13	Texas A&M	14-4	794	11
14	Mississippi State	15-3	731	15
15	Oregon	15-3	638	13
16	Ole Miss	15-3	564	21
17	Illinois	13-5	526	19
18	Wisconsin	15-3	437	24
19	UConn	13-5	365	14
20	St. John's	16-3	320	NR
21	Michigan	14-4	305	20
22	Missouri	15-3	275	NR
23	West Virginia	13-4	240	NR
24	Memphis	14-4	232	18
25	Louisville	14-5	125	NR

**Others receiving votes:** Texas Tech (104), Utah St. (38), Vanderbilt (35), Gonzaga (34), Georgia (30), Clemson (30), Arizona (21), Saint Mary's (12), Cincinnati (4), Baylor (4), UC Irvine (3), Wake Forest (2), Creighton (2), Bradley (1), Maryland (1).

## USA TODAY COACHES (JAN. 20)

No	Team (1st)	Record	Points	Prev.
1	Auburn (30)	17-1	774	1
2	Duke	16-2	739	3
3	Alabama	15-3	672	5
4	Iowa State (1)	15-2	668	2
5	Houston	14-3	623	8
6	Florida	16-2	615	4
7	Tennessee	16-2	584	6
8	Michigan State	16-2	558	12
9	Kentucky	14-4	478	9
10	Marquette	15-3	473	7
11	Kansas	13-4	467	10
12	Purdue	15-4	452	15
13	Texas A&M	14-4	383	11
14	Mississippi State	15-3	341	18
15	Oregon	15-3	309	14
16	Ole Miss	15-3	272	21
17	Illinois	13-5	266	20
18	UConn	13-5	230	13
19	Wisconsin	15-3	194	NR
20	Michigan	14-4	180	19
21	St. John's	16-3	167	NR
22	Memphis	14-4	130	17
23	West Virginia	13-4	107	25
24	Missouri	15-3	77	NR
25	Texas Tech	13-4	53	NR

**Others receiving votes:** Louisville 43; Gonzaga 43; Georgia 39; Clemson 28; Utah State 26; Saint Mary's 25; Vanderbilt 16; Oklahoma 16; Maryland 8; Creighton 7; Arizona 6; UCLA 2; UC Irvine 2; Baylor 2;



BIG TEN STANDINGS (JAN. 24)

Team	B1G	Pct.	Overall	Pct.
Michigan State	7-0	1.000	16-2	.889
Michigan	6-1	.857	14-4	.778
Purdue	7-2	.778	15-5	.750
Oregon	5-3	.625	16-3	.842
Wisconsin	5-3	.625	15-4	.789
Maryland	5-4	.556	15-5	.750
Indiana	5-4	.556	14-6	.700
Illinois	5-4	.556	13-6	.684
UCLA	4-4	.500	13-6	.684
USC	4-4	.500	12-7	.632
Penn State	3-5	.375	13-6	.684
Iowa	3-5	.375	12-7	.632
Northwestern	3-5	.375	12-7	.632
Ohio State	3-5	.375	11-8	.579
Rutgers	3-5	.375	10-9	.526
Nebraska	2-6	.250	12-7	.632
Minnesota	2-6	.250	10-9	.526
Washington	1-7	.125	10-9	.526

Big Ten Schedule

All times listed are central

Date	Contest	Time
Jan. 20	Penn State 80, Rutgers 72	
Jan. 21	Ohio State 73, Purdue 70	
Jan. 21	Minnesota 72, Iowa 67	
Jan. 21	UCLA 85, Wisconsin 83	
Jan. 21	Oregon 82, Washington 71	
Jan. 22	Northwestern 79, Indiana 70	
Jan. 22	USC 78, Nebraska 73	
Jan. 23	Maryland 91, Illinois 70	
Jan. 24	Michigan at Purdue	7:00 PM CST
Jan. 24	Penn State at Iowa	8:00 PM CST
Jan. 24	UCLA at Washington	10:00 PM CST
Jan. 25	Michigan State vs. Rutgers	12:30 PM CST
Jan. 25	Oregon at Minnesota	3:00 PM CST
Jan. 26	Maryland at Indiana	11:00 AM CST
Jan. 26	Nebraska at Wisconsin	12:00 PM CST
Jan. 26	Northwestern at Illinois	2:00 PM CST
Jan. 27	Penn State at Michigan	5:30 PM CST
Jan. 27	Iowa at Ohio State	7:00 PM CST
Jan. 27	UCLA at USC	9:00 PM CST
Jan. 28	Minnesota at Michigan State	7:00 PM CST
Jan. 29	Wisconsin at Maryland	6:00 PM CST
Jan. 29	Rutgers at Northwestern	8:00 PM CST
Jan. 30	Ohio State at Penn State	5:30 PM CST
Jan. 30	Illinois at Nebraska	7:30 PM CST
Jan. 30	Oregon at UCLA	9:30 PM CST
Jan. 31	Indiana at Purdue	7:00 PM CST
Feb. 1	Washington at Minnesota	11:00 AM CST
Feb. 1	Wisconsin at Northwestern	1:00 PM CST
Feb. 1	Michigan at Rutgers	2:30 PM CST
Feb. 1	Michigan State at USC	3:30 PM CST
Feb. 2	Ohio State at Illinois	12:00 PM CST
Feb. 2	Nebraska at Oregon	6:30 PM CST
Feb. 4	Minnesota at Penn State	6:00 PM CST
Feb. 4	Purdue at Iowa	6:00 PM CST
Feb. 4	USC at Northwestern	8:00 PM CST
Feb. 4	Indiana at Wisconsin	8:00 PM CST
Feb. 4	Michigan State at UCLA	9:00 PM CST
Feb. 5	Oregon at Michigan	5:30 PM CST
Feb. 5	Illinois at Rutgers	7:30 PM CST
Feb. 5	Nebraska at Washington	9:30 PM CST

BY THE NUMBERS

Nebraska Cornhuskers			Wisconsin Badgers		
2024-25 Team Statistics (Record: 12-7, 2-6 Big Ten)			2024-25 Team Statistics (Record: 15-4, 5-3 Big Ten)		
Category	Nebraska	OPP	Category	UW	OPP
SCORING	1452	1337	Scoring	1567	1351
Points per game	76.4	70.4	Points per game	82.5	71.1
Scoring margin	+6.1	-	Scoring margin	+11.4	-
FIELD GOALS-ATT	503-1083	468-1131	Field goals-att	519-1101	482-1148
Field goal pct	.464	.414	Field goal pct	.471	.420
3 POINT FG-ATT	138-416	183-550	3 point fg-att	182-512	134-431
3-point FG pct	.332	.333	3-point FG pct	.355	.311
3-pt FG made per game	7.3	9.6	3-pt FG made per game	9.6	7.1
FREE THROWS-ATT	308-410	218-311	Free throws-att	347-406	253-347
Free throw pct	.751	.701	Free throw pct	.855	.729
F-Throws made per game	16.2	11.5	F-Throws made per game	18.3	13.3
REBOUNDS	688	650	Rebounds	670	621
Rebounds per game	36.2	34.2	Rebounds per game	35.3	32.7
Rebounding margin	+2.0	-	Rebounding margin	+2.6	-
ASSISTS	263	257	Assists	287	213
Assists per game	13.8	13.5	Assists per game	15.1	11.2
TURNOVERS	232	252	Turnovers	199	207
Turnovers per game	12.2	13.3	Turnovers per game	10.5	10.9
Turnover margin	+1.1	-	Turnover margin	+0.4	-
Assist/turnover ratio	1.1	1.0	Assist/turnover ratio	1.4	1.0
STEALS	152	116	Steals	102	96
Steals per game	8.0	6.1	Steals per game	5.4	5.1
BLOCKS	54	61	Blocks	40	57
Blocks per game	2.8	3.2	Blocks per game	2.1	3.0

ABOUT WISCONSIN

Under 10th-year coach Greg Gard, Wisconsin comes into Sunday's game with a 15-4 record following an 85-83 loss at UCLA on Tuesday night. Wisconsin has been streaky, winning its first eight games, including wins over Arizona, UCF and Pittsburgh, before losing three straight games against Michigan, Marquette and Illinois. The Badgers rebounded with seven straight wins before Tuesday's loss.

The Badgers returned two starters and nine letterwinners from a team that won 22 games and reached the NCAA Tournament last season. Wisconsin has relied on its offense this season, ranking fifth in the Big Ten in scoring offense at 82.5 ppg. UW features five players in double figures, led by John Tonje's 17.5 ppg. Sophomore John Blackwell is at 16.4 ppg while Steven Crawl (10.4), Nolan Winter (10.4) and Max Klesmit (10.4) round out the lineup, which has started 18 of 19 games for the Badgers.

**Series History:** Sunday's matchup is the 40th meeting between the two programs, as Wisconsin holds a 22-17 advantage in a series that dates back to March 5, 1904. The Huskers are 7-16 against Wisconsin since joining the Big Ten (6-15 in regular season; 1-1 in Big Ten Tournament) in 2011-12. NU has won three of the past four meetings after Wisconsin won seven in a row from 2019 to 2022. The two teams split games last year with the home team winning both contests. Nebraska's last win in the Kohl Center was a 74-73 win over the No. 10 Badgers in the 2021-22 regular-season finale. In each of Nebraska's last three wins, NU overcame double-digit deficits over the Badgers.

**Last meeting:** C.J. Wilcher had a career night, as Nebraska overcame a 19-point deficit to stun No. 6 Wisconsin, 80-72, in overtime on Feb. 1, 2024. Wilcher matched his career high with 22 points, including five 3-pointers, as the junior guard rallied NU back in the final 20 minutes. Wilcher had 12 of his 16 second-half points in a 20-3 spurt, helping Nebraska nearly erase a 47-29 deficit. The Badgers led 65-59 with 3:33 left before the Huskers made another push. NU scored six straight points to tie it at 65-all on a Rien Mast 3-pointer with 1:03 remaining.

SERIES AT A GLANCE

- All-time: Wisconsin leads, 22-17
  - In Lincoln: Tied, 9-9
    - At Pinnacle Bank Arena: Wisconsin leads, 6-4
  - In Madison: Wisconsin leads, 11-6
    - Kohl Center: Wisconsin leads, 7-2
  - In Big Ten Conference games: Wisconsin leads, 15-6
  - In Big Ten Tournament games: Tied, 1-1
- Husker-Badger Superlatives**
- Most consecutive wins (year ended): Nebraska 8 (1956-91); Wisconsin 7 (2019-2022)
  - Most points scored: Nebraska, 101, at Madison, Wis., Dec. 1, 1965; Wisconsin, 88, at Madison, Wis., Dec. 1, 1965; Jan. 6, 2024 at Madison, Wis.
  - Highest combined score: 189, Nebraska, 101, Wisconsin 88, at Madison, Wis., Dec. 1, 1965
  - Biggest winning margin: Nebraska, 21, at Lincoln, Neb., Dec. 11, 1991; Wisconsin, 39, at Madison, Wis., March 3, 1908

RECENT MEETINGS (SINCE NU JOINED BIG TEN)					
Date	Site	Rankings	Result	Neb.	Wis.
12-27-11	H	-/11	L	40	64
1-15-12	A	-/-	L	45	50
1-6-13	H	-/-	L	41	47
2-26-13	A	-/17	L	46	77
3-9-14	H	-/9	W	77	68
1-15-15	A	-/7	L	55	70
2-10-15	H	-/5	L	55	65
2-10-16	A	-/-	L	61	72
3-10-16	N	-/-	W	70	58
2-9-17	H	-/7	L (OT)	69	70
1-9-18	H	-/-	W	63	59
1-29-18	A	-/-	W	74	63
1-29-19	H	-/24	L	51	62
3-15-19	N	-/19	L	62	66
1-21-20	A	-/-	L	68	82
2-15-20	H	-/-	L	64	81
12-22-20	A	-/9	L	53	67
2-12-21	H	-/21	L	48	61
1-27-22	H	-/11	L	65	73
3-6-22	A	-/10	W	74	73
2-11-23	H	-/-	W (OT)	73	63
1-6-24	A	-/21	L	72	87
2-1-24	H	-/6	W (OT)	80	72

73.3

Sam Hoiberg is shooting 73.3 percent from the field in the month of January entering Sunday's game at Wisconsin. The junior guard has provided a spark off the bench and is averaging 5.0 points per game with a 2.2-to-1 assist-to-turnover ratio in that stretch.

NU trailed 68-67 in OT before Mast's basket gave NU the lead and the junior forward found Juwan Gary for a 3-point play to make it 72-68 with 3:54 left. A.J. Storr, who finished with a game-high 28 points for Wisconsin, made it a one-point game before Williams' basket pushed the margin back to three, at 74-71. The Huskers held Wisconsin to 1-of-7 shooting in the extra period and put the game away as a basket by Mast and four Williams free throws provided the final margin. Mast added 20 points and eight rebounds, while Williams had 17 points and nine rebounds.

#### Wisconsin Probable Starters

No.	Name	Yr.	Pos.	Ht.	Wt.	G/GS	PPG	RPG	Other
11	Max Klesmit	Sr.	G	6-4	204	18/18	10.4	2.0	2.8 apg
25	John Blackwell	So.	G	6-4	203	19/19	16.4	4.7	2.4 apg
9	John Tonje	Gr	G	6-5	218	19/19	17.5	4.8	1.9 apg
22	Steven Crowl	Gr	F	7-0	248	19/19	10.4	5.5	2.5 apg
31	Nolan Winter	So.	F	7-0	235	19/19	10.4	5.8	.610 FG Pct.

#### 2024-25 Stats

#### WORTH NOTING

- Brice Williams enters Sunday's game at Wisconsin needing nine points to join an exclusive father-son club. Williams and his father Henry, who passed away in 2018, would become just the seventh father-son duo in NCAA Division I history to combine for at least 4,000 career points at the Division I level. Henry Williams is Charlotte's all-time leading scorer with 2,383 career points.

#### Father-Son Duos with 4,000 Points

No.	Father (College)	Years	Points	Son (College)	Years	Points	Total
1.	Dell Curry (Virginia Tech)	1983-86	2,389	Stephen Curry (Liberty)	2006-09	2,635	5,024
2.	Mike Davis (Alabama)	1979-83	1,211	Antoine Davis (Detroit)	2018-23	3,664	4,875
3.	Steve Burtt Sr. (Iona)	1980-84	2,534	Steve Burtt Jr. (Iona)	2002-06	2,034	4,568
4.	Dell Curry (Virginia Tech)	1983-86	2,389	Seth Curry (Duke/Liberty)	2009-13	2,101	4,490
5.	Steve Alford (Indiana)	1983-86	2,438	Bryce Alford (UCLA)	2013-17	1,922	4,360
6.	Greg McDermott (Northern Iowa)	1984-88	1,033	Doug McDermott (Creighton)	2010-14	3,150	4,183
7.	Henry Williams (Charlotte)	1988-92	2,383	Brice Williams (Charlotte/Nebraska)	2019-25	1,608	3,991

- Sunday's game continues a trend this month of Huskers facing their former teams, as junior guard Connor Essegian plays the Badgers for the first time since transferring to Nebraska. Essegian, who spent his first two years in Madison, is averaging 11.5 ppg as the Huskers' sixth man this season and is among the Big Ten leaders in both 3-pointers per game (2.6, 1st) and 3-point percentage (.415, sixth).

- Following his 27-point night against USC on Wednesday, Juwan Gary has as many 20-point games in his last nine games (three) as in he did in his first 114 games of his career.

- Nebraska looks for its third ranked win of the season when the Huskers travel to Wisconsin on Sunday, NU is 2-1 against ranked opponents this season, and a win against the Badgers would give NU three wins over ranked teams for the first time since 2013-14. It would also be NU's second road win over a ranked team, marking only the second time in the Big Ten era Nebraska has accomplished that (also 2021-22). NU is 7-8 in its last 15 games against ranked teams dating back to March 1, 2022.

- Nebraska is 5-9 (.357) all-time against teams ranked No. 18 in the AP Poll. All five wins have been in conference play, including the most recent one against Ohio State in 2013-14.

- A pair of Huskers eclipsed the 1,000-point mark for their career on Jan. 19 at Maryland. Andrew Morgan reached the mark in the first half on his way to a season-high 17-point effort, while Juwan Gary reached the milestone late in the second half. NU's roster now has five career 1,000-point scorers (Brice Williams, Rienk Mast, Rollee Worster, Andrew Morgan and Juwan Gary).

- Ahron Ulis dished out a career-high 10 assists on Sunday at Maryland. It more than tripled his previous season high of three and marked the first time a Husker had 10 assists in a game since Alonzo Verge Jr. in 2022. It also marked the first 10-assist game by a Husker reserve since Tom Wald had 11 in a win over Appalachian State on Dec. 31, 1994. According to Stathead.com, Ulis became the first Big Ten player to come off the bench and have 10 assists in a Big Ten game since A.J. Huggard had 10 assists against Purdue in the 2022 Big Ten Tournament.

- Nebraska is No. 55 in the NET on Jan. 24 and has plenty of opportunities to jump in the coming weeks. Sunday's game at Wisconsin is the first of three straight games against teams in the top 25 of the NET (at No. 22 Wisconsin, No. 9 Illinois and at No. 23 Oregon). 11 Big Ten teams are in the top 50 of the net including seven in the top 25 as of Jan. 24.

- Connor Essegian has been one of the Big Ten's best sixth men, as the junior guard enters Sunday's game at Wisconsin averaging 11.3 points per contest. He is one of only four Big Ten reserves currently averaging

#### B1G Bench Scoring Leaders (5 or less starts)

No.	Player	PPG
1.	Nick Kern Jr. (PSU)	12.6
2.	Connor Essegian (NEB)	11.5
3.	Will Riley (ILL)	10.4
	Sebastian Mack (UCLA)	10.4
4.	Keeshawn Barthelemy (ORE)	9.7
6	Jase Richardson (MSU)	9.2

as of Jan. 24

30

Fred Hoiberg has 30 wins over ranked opponents, including 11 career wins against top-10 teams, in his collegiate coaching career. In addition, his four road ranked wins is second only to Danny Nee's seven all-time among NU men's basketball coaches.

#### RECORD AT PINNACLE BANK ARENA

Season	Wins	Losses	Pct.
2013-14	15	1	.938
2014-15	10	6	.625
2015-16	10	8	.556
2016-17	8	8	.500
2017-18	16	1	.941
2018-19	13	5	.722
2019-20	5	11	.313
2020-21	6	9	.400
2021-22	7	11	.368
2022-23	11	4	.733
2023-24	18	1	.947
2024-25	8	2	.800
<b>Totals</b>	<b>127</b>	<b>68</b>	<b>.651</b>

#### 2024-25 MISC. STATS

##### TEAM LEADERS

**Double-Figure Scoring Games:** Williams (17); Gary (12); Essegian (10); Morgan (10); Worster (7); Büyüktuncel (4); Meah (1); Ulis (1)

**10+ Rebounding Games:** Morgan (1); Gary (1)

**10+ Assist Games:** Ulis (1)

**Double-Doubles:** Morgan (1); Gary (1)

**Triple-Doubles:** N/A

**20-Point Games:** Williams (7); Essegian (3); Gary (3)

**30-Point Games:** Williams (2)

**Games Leading NU in Scoring:\*** Williams (8); Essegian (5); Gary (4); Morgan (2)

**Games Leading NU in Rebounding:\*** Büyüktuncel (6); Morgan (4); Williams (3); Worster (3); Gary (3); Essegian (1)

**Games Leading NU in Assists:\*** Worster (7); Williams (6); Gary (3); Ulis (3); Hoiberg (2); Morgan (1); Essegian (1)

**Games Leading NU in Blocks:\*** Büyüktuncel (6); Gary (7); Morgan (4); Meah (2); Worster (3); Griffiths (2); Hoiberg (1); Jacobsen (1); Williams (2); None (2)

**Games Leading NU in Steals:** Büyüktuncel (6); Williams (8); Gary (5); Hoiberg (6); Worster (4); Morgan (1); Ulis (1); Meah (1); Jacobsen (1); Essegian (1)

#### HUSKER DOUBLE-DOUBLES IN 2024-25

Player	Opponent	Totals
Morgan	Murray State	12 pts/12 reb
Gary	at Iowa	13 pts/13 reb

#### HUSKER DOUBLE-DOUBLES CHART

Player	2024-25	at Neb	Career*
Mast	0	6	26
Gary	1	7	9
Williams	0	1	5
Meah	0	0	6
Worster	0	0	4
Morgan	1	1	5
<b>Totals</b>	<b>2</b>	<b>15</b>	<b>55</b>

\*Includes previous schools

#### DOUBLE-DIGIT RUNS IN 2024-25

Run	Opponent	Time (Half)
16-0	Murray State	14:45-8:43 (1st)
15-0	at Hawai'i	7:03-0:40 (1st)
15-0	UCLA	15:38-9:30 (1st)
15-0	North Florida	18:15-14:03 (1st)
14-0	Iowa	6:46-1:18 (1st)
12-0	UTRGV	4:34-2:30 (2nd)
11-0	Saint Mary's	1:19 (1st)-18:54 (2nd)
11-0	at Creighton	7:40-2:37 (1st)
11-0	Southern	10:12-4:48 (1st)
10-0	FDU	11:49-8:53 (1st)
10-0	South Dakota	6:43-5:14 (1st)
10-0	North Florida	3:58-0:00 (2nd)
10-0	Indiana	6:27-3:08 (2nd)
10-0	Southern	2:45-0:00 (2nd)

2024-25 MBB QUICK FACTS

Location	Lincoln, Neb.
Founded	1869
Enrollment	23,992 (fall 2024)
Nickname	Cornhuskers, Huskers
Colors	Scarlet & Cream
Affiliation	NCAA Division I
Conference	Big Ten Conference
Home Arena	Pinnacle Bank Arena
Capacity/Year Opened	15,000/2013
University of Nebraska President	Dr. Jeffrey P. Gold
Chancellor	Rodney Bennett
Director of Athletics	Troy Dannen
Athletic Dept. Phone	(402) 472-4224
Assistant A.D./Ticketing	Holly Adam
Ticket Office Phone	(402) 472-3111 or 1-800-8BIGRED
Website	Huskers.com

BASKETBALL HISTORY

First year of basketball	1896-97
Regular-season conference titles (last)	7 (1950)
Postseason conference titles (last)	1 (1994)
All-time postseason appearances	27
All-time postseason record	24-26
NCAA Appearances (last)	8 (2024)
NCAA Record	0-8
NIT Appearances (last)	19 (2019)
NIT Record	24-18

BASKETBALL STAFF

Head Coach	Fred Hoiberg (6th season)
Alma Mater (Year)	Iowa State (1995)
Assistant Coaches	Adam Howard (3rd season)
	Nate Loenser (4th season)
	Ernie Zeigler (3rd season)
Director of Men's Basketball Strength and Conditioning	Kurt Joseph
Director of Basketball Strategies & Business Operations	Luca Virgilio
Asst. Director of Operations	Sheryl Burbach
Director of Player Development	Emmanuel Tommy
Video Coordinator	Michael Bania
Recruiting Coordinator	Padyn Borders
Graduate Managers	Nihilo Ibarra, Justin Moore
	Josiah Allick and Satchel Stern
Athletic Trainer	Andrew McCabe
Equipment Manager	Pat Norris

2024-25 TEAM INFORMATION

2023-24 Record	23-11 (18-1 H, 3-8 A, 2-2 N)
Big Ten Record (Finish)	12-8 (t-3rd)
Big Ten Championship	1-1, def. Indiana, 93-66;
	lost to Illinois, 87-98
Postseason	NCAA First Round
Starters Returning/Lost	3/2
Lettermen Returning/Lost	7/7
Scholarship Newcomers	8

COMMUNICATIONS INFORMATION

Sr. Associate A.D./Communications	Keith Mann
Office Phone	(402) 472-2263
Sr. Assoc. Director/MBB Contact	Shamus McKnight
Office/Cell Phone	(402) 472-7772 / (402) 540-0268
E-Mail	smcknight@huskers.com
Press Row Phone	(402) 904-5925
Communications Mailing Address	800 Stadium Drive
	Lincoln, NE 68588-0123

MEDIA SITE

Additional media resources, including a digital media guide, and headshots are available at our media site.  
<https://go.unl.edu/202425-mbbmedia>

Over the last two-plus seasons, Nebraska has been exceptional when holding opponents to 70 points or less. The Huskers are 41-5 (.891) when holding opponents to 70 points or less. The Jan. 19 loss to Maryland snapped a streak of 36 straight wins when holding opponents to 70 points or less.

double figures while making five or fewer starts.

• Nebraska looks to regain defensive edge to return to its winning ways on Sunday. NU held its last two opponents to 73.5 ppg after the previous three opponents averaged 95.3 ppg. NU held Maryland to 69 points, matching its lowest offensive total of the season on just 1.02 PPP (points per possession). That was NU's lowest opponent PPP since the win over UCLA on Jan. 4. NU is now 43rd nationally in defensive efficiency heading into the weekend. Nebraska has won its last 27 games dating back to the 2022-23 season when holding an opponent under 1.0 PPP.

• Over the last 23 games dating back to last season, Brice Williams is averaging 18.8 points per game on .482 shooting and has 11 20-point efforts in that span. He has been in double figures in 21 of 23 games in that stretch. He averaged just 12.5 ppg over his first 30 games at Nebraska in 2023-24.

• With Brice Williams and Juwan Gary both going over 20 points against Rutgers on Jan. 16, it marked the 15th time in Fred Hoiberg's tenure that Nebraska had multiple players score 20+ points in a game.

• With its 12-7 start in 2024-25, Nebraska is 41-21 over the last 62 games dating back to the start of February 2023. NU's .661 winning percentage ranks fourth among Big Ten programs in that stretch. NU went just 33-80 from the start of the 2019-20 season until Feb. 1, 2023.

• NU has relied on its depth with six players averaging at least 7.2 points per game. Eight players have posted double-figure efforts, while three players (Brice Williams, Connor Essegian and Juwan Gary) have recorded 20-point games. Williams is the only Husker in the top 30 of the Big Ten in scoring as of Jan. 24.

• Brice Williams is just the sixth Husker in the Big Ten era to have multiple 30-point games. He had 30 points in the win over Indiana on Dec. 13 and tied his career high with 32 points against Hawai'i on Dec. 23. He is one of six Big Ten players with multiple 30-point games this season.

• Nebraska comes into Sunday's game with Wisconsin averaging 76.2 points per game. NU has scored 70+ points in 12 of 19 games, including seven games with at least 80 points. Last season, NU averaged 77.7 points per game for 34 games, its highest offensive total since the 1995-96 season.

• Nebraska has been prolific at getting to the foul line and taking advantage of the opportunities. Nebraska ranks among the Big Ten leaders in free throws made and attempted per game and free throw percentage. Against Maryland, NU got to the line 11 times - matching a season low - and went just 5-of-11 from the charity stripe but went 14-of-17 from the line against USC.

• Nebraska is averaging 8.0 steals per game to rank fifth in the Big Ten as of Jan. 24. Four Huskers average at least one steal per game led by Sam Hoiberg, who is 12th in the conference with 1.4 spg. Of the 45 Big Ten players averaging at least one steal per game as of January 24, Hoiberg is one of two players who averages less than 20 minutes per game.

• The Huskers are 37-6 over the last two seasons when out-rebounding opponents. NU had won 27 straight games when out-rebounding opponents before the streak was snapped against Saint Mary's on Nov. 17. USC became just the third team to out-rebound Nebraska in 19 games this season.

• NU went 10-1 in non-conference action, only the seventh time since WWII that NU finished its non-con slate with one loss (also 10-1, 2023-24; 10-1, 2018-19; 10-1, 2003-04; 12-1, 1991-92; 15-1, 1990-91; 11-1, 1977-78).

• Nebraska's 2024 Diamond Head Classic title marked the program's first MTE event title since the 2000 San Juan Shootout. With the win, Nebraska Coach Fred Hoiberg became the first coach to win multiple Diamond Head Classic titles, as he coached Iowa State to the 2013 championship.

• Brice Williams earned MVP honors at the Diamond Head Classic, as he averaged 22.0 points per game on 56 percent shooting, 3.7 rebounds, 3.0 assists and 2.0 steals per game. Williams averaged 19.3 ppg on 57 percent shooting in seven December games following his 11-point, seven-rebound effort against Southern.

• Nebraska saw its school-record 20-game home win streak snapped against Rutgers on Jan. 16. The 20 straight home wins tied the mark set on two previous occasions, most recently from 2017 to 2019. Over the past three years, Nebraska is 37-7 (.841) inside Pinnacle Bank Arena.

KenPom Adjusted Defense (as of Jan. 20)		
Year	Adj D.	NCAA Rk.
2021-22	102.9	178th
2022-23	98.8	69th
2023-24	98.7	43rd
2024-25	97.3	43rd

Tracking Williams

Player	MPG	PPG	FG Pct	3 Pt Pct	FT Pct
First 30 at NEB	29.5	12.5	.435	.385	.844
Last 23 at NEB	31.5	18.5	.482	.378	.903

Best Records in B1G since Feb. 1, 2023		
No.	Team	Record Pct.
1.	Purdue	57-15 .792
2.	Illinois	46-22 .676
3.	Michigan State	43-22 .662
4.	Nebraska	41-21 .661
4.	Wisconsin	45-25 .643

as of games of Jan. 24

NU's 30-Point Games (Big Ten era)		
No.	Player	30+ Point Games
1.	James Palmer Jr.	4
2.	Terran Petteway	3
	Shavon Shields	3
	Keisei Tominaga	3
5.	Brice Williams	2
	Andrew White II	2

Living at the Line			
Category	No.	NCAA	B1G
Free Throw Att/GM	21.6	68th	t-6th
Free Throw Made/GM	16.2	55th	5th
Free Throw Percentage	75.1	71th	5th

Consecutive Home Wins		
No.	Wins	Dates (First-Last Win)
t1	20	Dec. 10, 2023-Jan. 4, 2025
	20	Dec. 7, 1965-Feb. 25, 1967
	20	Dec. 20, 2017-Jan. 10, 2019



15

Nebraska and USC are two of the 15 teams in the country which have at least five 1,000-point scorers on their active roster as of Jan. 20. Only six programs have more active 1,000-point scorers than the Trojans and Huskers.

- Nebraska comes off one of its most successful seasons in program history. The Huskers went 23-11 in 2023-24 and tied for third in the Big Ten standings before reaching the NCAA Tournament for the first time since 2013-14. The Huskers' 23 wins were the most since setting a school-record with 26 wins in 1990-91, while NU's 12 conference wins also ranked second in school history.

- Nebraska has increased its win total in each of the past three years, marking the first time NU has done that since the mid-1960s (1963-64 to 1965-66). If Nebraska can improve its win total this year, it would mark the first time since a four-year stretch from 1945-46 to 1948-49 that the Huskers improved their win total in four consecutive seasons.

- Over the past two seasons (2022-23 and 2023-24), NU has won 21 conference games, the highest two-year total since the 1965-66 and 1966-67 teams won 22 conference tilts. The last two seasons under Fred Hoiberg mark just the fourth time in school history that Nebraska has won 20 or more conference games in a two-year span.

## LAST TIME OUT

Juwan Gary's career-high 27 points was not enough, as the Nebraska men's basketball team fell 78-73 to USC on Jan. 22. Gary led three Huskers in double figures, as he hit 11-of-19 shots from the field en route to posting his third 20-point game of the season. Brice Williams added 17 points, while Connor Essegian added 15 off the bench, including a trio of 3-pointers.

Trailing 69-64, the Huskers rallied as Williams scored five straight points, including a 3-pointer that tied the score at 69 with 1:19 remaining but the Trojans would respond, as Desmond Claude, who finished with a team-high 21 points, hit a 3-pointer as the shot clock was expiring to put USC ahead 72-69.

Nebraska would cut the lead to one on two occasions, the last being on a Berke Büyüktuncel layup with 7.4 seconds left, but Wesley Yates III hit two free throws with 6.2 left to push it to three before sinking another pair to cap a 17-point night and seal the win. USC went 18-of-22 from the charity stripe on the night, including 15-of-18 in the second half and turned 11 Husker turnovers into 16 points.

## WILLIAMS BUILDS ALL-BIG TEN RESUME

Brice Williams has built upon a strong finish during the first half of the 2024-25 season. The 6-foot-7 senior enters the Wisconsin game averaging a career-best 18.6 points per game along with 2.5 assists, 3.7 rebounds and 1.3 steals per contest.

- He ranks in the top five of the Big Ten in scoring (fifth) and free throw percentage (third) while shooting 38 percent from 3-point range.

- Williams' 18.6 ppg average is the highest by any player in Fred Hoiberg's college coaching career.
- He has reached double figures 17 times, including a pair of 30-point games and seven 25-point performances.
- Williams had his most recent 20-point performance against Rutgers on Jan. 16 with 21 points.
- He had a 28-point effort at Iowa on Jan. 7, when he hit four 3-pointers, including a buzzer beater to send the game to overtime. It was his seventh game with at least 25 points this season.

- He was the MVP of the Diamond Head Classic, averaging 22.0 points per game on 56 percent shooting, along with 3.7 rebounds, 3.0 assists and 2.0 steals per game. He tied a career high with 32 points in the semifinal win over Hawai'i and had 25 points, seven boards and four assists against Oregon State.

- Williams has five career 30-point games including his time at Charlotte. This season, he tied his career high with 32 points at Hawai'i on Dec. 23 and had 30 points against Indiana on Dec. 13.

- His 18.5 ppg scoring average is the third-highest average by a Husker after 19 games in the Big Ten era (2011-12 to present). The last Husker to finish a season averaging at least 18 points per game was James Palmer Jr. (19.7 in 2018-19).

### Most Single-Season Wins

No.	Wins	Year
1.	26	1990-91
2.	23	2023-24
3.	22	Four times

### Notes from the USC Game

- The loss snapped a four-game win streak over the Trojans.
- Juwan Gary totaled a career-high 27 points, eclipsing his previous career high of 22 points against Minnesota on Feb. 25, 2024. It was his third 20-point game of the season and sixth of his career.
- Neither team led by more than six points, as the game featured nine ties and 10 lead changes.
- Brice Williams added 17 points, including 15 in the second half. He has reached double figures for the 17th time in 19 games this season.
- Connor Essegian finished with 15 points, his ninth double-figure game off the bench this year. NU now has 20 double-figure efforts from its bench in 2024-25.
- Nebraska was out-rebounded for only the third time in 19 games this season as USC held a 36-31 advantage on the glass.

### Tracking Williams

Category	No.	B1G Rk
Scoring	18.5	t-5th
FT Made/Gm	5.5	3rd
FT Att/Gm	5.9	t-7th
Free Throw Pct.	.920	3rd
20-Point Games	8	t-6th
30-Point Games	2	t-1st

### Single-Season FT Pct. Leaders

No	Named (Year)	FT-FTA	Pct.
1.	Jack Moore (1981-82)	123-131	.939
2.	Cary Cochran (2001-02)	71-77	.922
-	<b>Brice Williams (2024-25)</b>	<b>104-113</b>	<b>.920</b>
3.	Jack Moore (1980-81)	118-128	.922
4.	Bo Spencer (2011-12)	92-105	.876

### Highest Scoring Average Thru 19 Games (Big Ten Era)

No.	PPG	Player (Year)
1.	19.6	Terran Petteway (2014-15)
2.	19.4	James Palmer Jr. (2018-19)
3.	<b>18.6</b>	<b>Brice Williams (2024-25)</b>
4.	18.2	Terran Petteway (2013-14)
5.	18.1	Tai Webster (2016-17)
6.	17.5	Andrew White III (2015-16)

## HUSKERS IN THE NBA

A trio of former Nebraska Cornhuskers were on opening night rosters for the 2024-25 season. Dalano Banton and Bryce McGowens are teammates on the Portland Trail Blazers, while Jack McVeigh is a rookie with the Houston Rockets. It is the fourth straight season that Nebraska has had multiple players on NBA rosters.

Banton comes off his best season as a professional, averaging 10.3 points 3.3 rebounds and 2.4 assists per game while splitting time with both the Boston Celtics and Portland Trailblazers. He flourished after his trade with Portland, averaging 16.7 points, 4.8 rebounds and 3.6 assists per game in 30 games. Banton begins his fourth NBA season after being a second-round pick in 2021. After sitting out the 2019-20 campaign, Banton played in all 27 games, including 22 starts, for the Huskers in 2020-21, averaging 9.6 points per game while leading the Huskers in both rebounding (5.9) and assists (3.9) per game. He was the first Husker since 1974 to lead NU in both rebounding and assists in the same season. Banton posted the second triple-double in school history with 13 points, 11 rebounds and 10 assists in just 21 minutes against Doane and totaled 14 games in double figures.

McGowens begins his third NBA season, as he is on a two-way contract with the Trail Blazers after signing with the organization over the summer. McGowens spent the first two years with the Charlotte Hornets, playing in 105 career games and averaging 5.2 points, 1.9 rebounds and 1.0 assists per game. McGowens was the No. 40 overall pick in 2022, the highest drafted Husker since 1998. At Nebraska, he was a third-team All-Big Ten performer as a freshman in 2021-22, averaging a team-high 16.8 points and 5.2 rebounds per game. An eight-time Big Ten Freshman of the Week, McGowens had 11 games with 20-or-more points, including a season-high 29 points against both Sam Houston and Rutgers.

McVeigh is with the Houston Rockets after signing a two-way contract prior to the 2024 Paris Olympics. He played in a pair of preseason games for the Rockets, averaging 7.5 ppg on 60 percent shooting and 3.0 rebounds per game. This is his rookie season after he played professionally in Australia and Germany, and he became the 16th Husker to play in the NBA when he made his debut on Nov. 6, 2024. McVeigh comes off a strong performance in the 2024 Olympics, averaging 9.5 points per game on 52 percent shooting, including 10-of-19 (.526) from 3-point range. McVeigh played three seasons at Nebraska before returning home to begin his professional career. His best year was in 2016-17, when he averaged 7.5 points and 2.5 rebounds per game in 30 games, including 11 starts. He was a member of the Huskers' 2017-18 team that won 23 games, including a school record 13 conference games.

In addition to the three former Husker players in the NBA, Tyrone Lue is in his fifth season as head coach of the Los Angeles Clippers. Lue, who played at Nebraska from 1996-98, has guided the Clippers to a 184-134 record and three postseason appearances in his four seasons. Last year, he coached Los Angeles to a Pacific Division title. Before taking the Clippers job, Lue led the Cleveland Cavaliers to a 128-83 record, three NBA Finals appearances and the franchise's first NBA title in 2016.

HUSKER COACHING STAFF

- Nate Loenser is in his fourth season on the Husker staff and coordinates much of Nebraska's defense. He joined the Husker program after spending five seasons with the Chicago Bulls organization. Loenser was an assistant coach for the Bulls under both Fred Hoiberg and Jim Boylan for three seasons. He also served as the Bulls' video coordinator and head coach of the Windy City Bulls. Loenser worked with Hoiberg at Iowa State for two seasons.
- Adam Howard is in his third year on the coaching staff and works with Head Coach Fred Hoiberg on the offensive end. He was selected to participate in the 2023 and 2024 TopConnect Basketball Symposiums, an event featuring some of the nation's top assistant coaches. Prior to joining the NU staff, he spent four years at South Alabama, helping the program to 75 wins in that span after the program had seven straight losing seasons. In 2021-22, South Alabama won 21 games, the school's highest total since 2008. Howard also coached at Troy, Tennessee, Southern Miss and Morehead State after playing collegiately at Western Kentucky.
- Ernie Zeigler is in his third year at Nebraska and works with special situations on game days, including. He joined the NU staff in August of 2022 after spending six years on Ben Howland's staff at Mississippi State. The Bulldogs had four postseason appearances between 2018-22. Zeigler spent six seasons as the head coach at Central Michigan (2007-12) and previously served stints at UCLA, Pittsburgh, Kansas State, Detroit, and Bowling Green. He helped UCLA to an NCAA runner-up appearance in 2006.

HOIBERG'S HUSKER TIES

- While Fred Hoiberg grew up in Ames and played his high school (Ames High School) and college basketball (Iowa State) there, he was born in Lincoln and has numerous ties to the city and to the University of Nebraska.
- Fred's father (Eric) and mother (Karen) both earned their undergraduate degrees from Nebraska in 1966. In fact, Eric earned his undergraduate degree, Master's degree, and Ph.D. in sociology from the university.
  - His maternal grandfather was former Husker basketball coach Jerry Bush. Known as the "Big Bear of the Coliseum," Bush guided NU from 1955 to 1963, and directed two of the greatest upsets ever – a 43-41 victory over No. 4 Kansas and Wilt Chamberlain, and a 55-48 victory over No. 1 Kansas State and Olympian Bob Boozer during the 1957-58 campaign.
  - His paternal grandfather (Otto) received his Master's Degree and Ph.D from Nebraska. He joined the faculty of the University of Nebraska in 1948, where he taught sociology and served as director of the community development program in the University of Nebraska Extension Division.
  - Fred's son (Sam) is in his fourth season on the Husker basketball team after walking on. Fred and Sam are one of 20 father-son duos in Division I this season.

- He is shooting a career-best 92.0 percent from the foul line to rank fourth in the Big Ten in free throw percentage. He is bidding to become the third player in school history to shoot 90 percent from the foul line (Jack Moore, 1980-81 and 1981-82; Cary Cochran, 2001-02).
- Williams had 28 points against Saint Mary's on Nov. 17 and 27 points in the season opener against UTRGV on Nov. 4. His 27-point night vs. UTRGV was one of the highest opening-night totals by a Husker in the last 30 years. Williams' emergence began during the Huskers' 2024 postseason run when he averaged 23.3 points per game during the Big Ten and NCAA Tournaments. He had more 20-point games in three postseason games (three) than in 31 regular-season games (two) during 2023-24. His 23.3 ppg after the end of the regular season is the highest by a returning Big Ten player entering 2024-25.

GARY RETURNS AS HUSKERS' GLUE GUY

- One luxury Nebraska has is the return of senior forward Juwan Gary. The 6-foot-6 senior from Columbia, S.C, has shown the ability to stuff a stat sheet, but revels in doing the little things to help NU be successful.
- Gary comes into the Wisconsin game averaging 12.5 points, 4.5 rebounds and 1.3 steals per game. He is second on the team in scoring, rebounds and blocks and is third in steals while guarding the opponent's top frontcourt scorer. Gary is also shooting a career-best 76.4 percent from the line after not shooting above 68 percent in any of his first four seasons.
  - Over the last nine contests, Gary has a trio of 20-point games and is averaging 14.4 ppg and 4.7 rpg in that stretch. He has been in double figures in seven of NU's last nine contests.
  - Gary comes off a career-high 27-point game against USC on Jan. 22. He went 11-of-19 from the field and had 16 of his 27 points in the first half.
  - Gary had his second 20-point game of the season with 20 points, seven rebounds and two steals vs. Rutgers.
  - He posted his first double-double of the season at Iowa with 13 points and a season-high 13 rebounds.
  - Gary helped Nebraska to the Diamond Head Classic title, averaging 14.7 points on 50 percent shooting while helping limit NU's three opponents to just a combined 37 percent shooting.
  - He had a season-high 21 points on 8-of-10 shooting in the semifinal win at Hawai'i.
  - He keyed NU's win over No. 14 Creighton on Nov. 22 with 16 points, including a pair of 3-pointers, seven boards and a pair of steals in the 74-63 win.
  - He had a 19-point, five-assist effort against FDU on Nov. 14. His five assists were a career high while he also went 7-of-8 from the foul line.

Comparing Essegian					
Player	MPG	PPG	FG Pct	3 Pt Pct	FT Pct
2022-23 (Wis.)	27.4	11.7	.404	.359	.884
2024-25 (Neb.)	22.7	11.5	.431	.415	.821

ESSEGIAN ENJOYING CAREER YEAR

- Connor Essegian has proved to be an impact transfer for the Huskers. The 6-foot-4 guard is averaging 11.5 points per game on 43 percent shooting while pacing the Huskers with 49 3-pointers.
- He leads the Big Ten in 3-pointers per game (2.6/gm) and is sixth in 3-point percentage (.411) as of Jan. 24.
  - He is one of the leading bench scorers in the Big Ten and anchors a reserve unit that gives NU an average of 26.2 ppg off the bench. Nine of his 10 double-figure efforts have come off the bench this season.
  - Essegian's numbers compare favorably to his freshman season at Wisconsin, when he was on the All-Big Ten Freshmen team and set a school freshman record with 69 3-pointers.
  - After a slow start in Big Ten play, Essegian is averaging 12.5 ppg on 47 percent shooting over the last four contests. That includes a team-high 17 points in the loss at Purdue and 15 points against USC.
  - He has three 20-point performances among his 10 double-figure efforts this season. Essegian posted his most recent 20-point game against Southern on Dec. 30 with 20 points, including a career-high six 3-pointers and a season-high six rebounds.
  - He shined off the bench in Nebraska's win over South Dakota on Nov. 27, establishing career highs in points (29), assists (five) and 3-pointers (six).
  - His 29-point performance is the highest-scoring effort by a Husker reserve in the last 50+ seasons. Over the last 30 years, only two Husker reserves (Jamel White vs. Missouri, 1/28/06; Erick Strickland vs. Missouri, 1/30/93) had scored 28 points off the bench.
  - According to CBB Reference, the only other Husker in the last 20+ seasons to have at least 29 points, along with five assists and five 3-pointers in a game was Teddy Allen against Penn State in 2021.
  - Essegian followed up with a 22-point effort against North Florida on 8-of-10 shooting, as he matched his career high with six 3-pointers.
  - With six 3-pointers against both South Dakota and North Florida, Essegian joined Cary Cochran as the only Huskers in program history with consecutive games with at least six 3-pointers.
  - He was instrumental in NU's win at No. 14 Creighton on Nov. 22 with 15 points in 21 minutes off the bench and had 13 points in the win over Indiana on Dec. 13.

WORSTER, ULIS ARE AT THE POINT

- One of the biggest changes for the Huskers is in the backcourt with the additions of Rolлие Worster and Ahron Ulis to the Husker lineup. Worster, who played at both Utah State and Utah, is averaging 8.1 points and 4.2 rebounds per game while pacing NU with 2.8 assists per game.
- Over the last eight games heading into Sunday's game with Wisconsin, Worster has a 3.7-to-1 assist-to-turnover ratio, compared to 1.3-to-1 over NU's first 11 games.
  - He came off the bench for the first time on Wednesday, as he led NU with six assists and six rebounds vs. USC.
  - He has been in double figures seven times this season, including three of the past five games. Worster had 10



points, seven rebounds and five assists on against Rutgers on Jan. 16.

- Worster nearly had a double-double in his Husker debut with season highs of 18 points and nine rebounds against UTRGV.

Ulis, who played three seasons at Iowa and started for the Hawkeyes' 2022-23 NCAA Tournament team, has provided a spark off the bench, averaging 2.9 points and 1.9 assists per game while posting a 2.7-to-1 assist-to-turnover ratio. Ulis made his first start at NU on Tuesday against USC.

- He enjoyed the best game of his Husker career at Maryland on Jan. 19, when he dished out a season-high 10 assists and had four rebounds and two steals. It was the first double-figure assist game by a Husker since 2002.

- Ulis scored a season-high 10 points, along with three assists and two steals against North Florida on Dec. 1.

## MEAH AND MORGAN TEAM TALL TALES

Braxton Meah and Andrew Morgan combine to give the Huskers a pair of frontcourt performers with different skill sets.

Meah has started 18 of 19 games, as the Washington transfer averages 3.2 points on 77 percent shooting and 3.6 rebounds per game. He has five games with at least five rebounds and has made his last nine field goal attempts dating back to Dec. 20. Meah had six points and matched his season high with six rebounds against Rutgers and scored a season-high 12 points and added five rebounds in the win over South Dakota on Nov. 27. He made a significant impact in the win over No. 14 Creighton on Nov. 22, as he grabbed six boards and helped Big East Preseason Player of the Year Ryan Kalkbrenner without a field goal after he entered the contest averaging 26 points per game. Last year, Meah led the Huskies in field goal percentage (.770) and blocked shots (27) last season.

Morgan, a transfer from North Dakota State, comes off the bench and averages 8.1 points on 56 percent shooting and 4.5 rebounds per game. He is second on the team in rebounding and has a team-high 10 double-figure efforts off the bench. Morgan scored a season-high 17 points and five rebounds at Maryland on Jan. 19, going over 1,000 career points. He posted his first double-double of the season against Murray State with 12 points and a season-high 12 boards. He keyed NU's win over No. 15 UCLA with 12 points and led NU in scoring at Michigan State with 14 points. Morgan was a two-year starter at North Dakota State who earned All-Summit League honors in 2024.

## A QUICK LOOK AT THE 2024-25 HUSKERS

Nebraska enters the 2024-25 season with a solid group of returners and a deep group of transfers. NU returned six players - not including Rienk Mast, who will miss all of 2024-25 following knee surgery - who saw action a season ago, including returning starters Brice Williams and Juwan Gary. In addition, junior guard Sam Hoiberg was one of three Huskers who played in all 34 games in 2023-24. Nebraska added seven Division I transfers, all of whom are in NU's rotation so far.

- Of the nine players who have been in the rotation through the first 19 games, six are in their first season of action for Nebraska. Newcomers account for more than half of NU's minutes (59%), scoring (54%), rebounds (68%) and assists (61%). Seven of NU's top 10 scorers are in their first year of competition at Nebraska.

- Nebraska's active roster features three players who have started a combined 72 games at Nebraska entering the 2024-25 season: Juwan Gary (37); Brice Williams (34) and Sam Hoiberg (1), but that tells only part of the story. The 16 active players have combined to start 380 career games at the Division I level. That list includes Rollie Worster (101); Brice Williams (61); Andrew Morgan (59); Juwan Gary (55); Braxton Meah (47); Ahron Ulis (27); Connor Essegian (19); Berke Büyüktuncel (8) and Gavin Griffiths (3). In addition, Rienk Mast has 111 career starts, including 32 games last season at Nebraska, but will redshirt this season.

## TWICE IS NICE FOR BRICE

Brice Williams has been honored twice this season, earning conference and national honors for his efforts. It marked the first time a Husker had earned the USBWA's weekly honor since it began in 2010-11.

- Williams was named one of five USBWA National Players of the Week and the Big Ten Player of the Week on Dec. 16 following his effort against Indiana. In that game, Williams had a then-high 30 points, six rebounds and five assists in NU's win over the Hoosiers. He was 10-of-15 from the field and 8-of-11 from the foul line and scored nine of his 30 points in the final 6:30 after Indiana closed to within 68-67.

- He shared the USBWA honor and was named Lute Olson National Player of the Week after helping NU win the Diamond Head Classic. Williams averaged 28.5 ppg on 61 percent shooting along with 4.5 rebounds, 3.5 assists and 2.0 steals per game in helping NU go 2-0 on the week. He matched his career high with 32 points in the semifinal win over Hawai'i and totaled 25 points, seven rebounds and four assists in the title game win over Oregon State.

## HOME SWEET HOME

The Huskers have made Pinnacle Bank Arena a formidable home court in recent seasons under Fred Hoiberg. This season, NU is 8-2 at home with six wins coming by double figures.

- Nebraska saw its 20-game home winning streak snapped against Rutgers on Jan. 16.
- As of Jan. 24, Nebraska averages 14,760 fans per game, a total which is 14th nationally.
- In 2023-24, Nebraska went 18-1 at home, setting a school record for home wins in a season. The .947 mark in 2023-24 was NU's best home mark by winning percentage since 1965-66 when NU went 11-0 at home.
- NU was a perfect 10-0 at home in Big Ten play in 2023-24, marking the third time NU has posted an unblemished home conference mark since World War II (also 1965-66 and 2017-18).
- Husker fans filled up Pinnacle Bank Arena in 2023-24, averaging 14,597 fans per game to rank 15th nationally.

Tallest Huskers (since 1951)

No.	Player	Ht.	Years
1.	Rich King	7-2	1988-91
2.	Braxton Meah	7-1	2025
	Sergej Vucetic	7-1	2013-14

## GATE SCREENING ADDED FOR 2024-25 SEASON

Pinnacle Bank Arena will utilize new gate screening technology during the upcoming men's and women's basketball seasons. The walk-thru frictionless technology should provide a more efficient gate screening process and enhance safety for Husker fans. The arena has secured the same gate screening technology that Nebraska Athletics introduced at Memorial Stadium ahead of the 2024 football season. Nebraska Athletics is excited to partner with Pinnacle Bank Arena in the advancement of safety and security initiatives surrounding home basketball games this coming season.

The new gate scanners have no impact on Pinnacle Bank Arena's Clear Bag Policy which remains in place for all home venues the Huskers compete in. Fans are encouraged to visit [pinnaclebankarena.com](https://pinnaclebankarena.com) for detailed information on that policy.

## MOBILE TICKETS, CASHLESS CONCESSIONS & DOORDASH ORDERS AT PBA

Beginning with the 2024-25 winter sports, tickets for all Husker athletic events will be mobile. All men's and women's basketball tickets will be mobile this season with the remaining sports to complete the transition to fully mobile by fall of 2025.

Pinnacle Bank Arena concessions are all cashless, and the arena accepts all credit and debit cards, Apple Pay, Google Wallet, Samsung Pay, and Downtown Lincoln Gift Cards. In addition, Pinnacle Bank Arena has partnered with DoorDash for mobile order pickup at concession stands. Download the DoorDash app and when you're at the venue, open the app to order food and drinks from the concession stands. We'll let you know when your order is ready so you can head to the pickup window and pick up your order.

## HUSKER FAMILY TIES

Several members of the 2024-25 Huskers have family members who have played basketball at the college or professional levels. The list is led by Fred Hoiberg, who played in the NBA for a decade after a standout career at Iowa State.

Henry Williams scored a school-record 2,383 points at Charlotte and his number 34 jersey was retired by the school, while Larry Griffiths was a 1,000-point scorer at Hartford.

Player	Relative	College (Sport)
Sam Hoiberg	Fred (Father)	Iowa State/NBA (MBB)
	Jack (Brother)	Michigan St./UT-Arlington (MBB)
Ahron Ulis	Tyler (Brother)	Kentucky/NBA (MBB)
Brice Williams	Henry (Father)	Charlotte (MBB)
Gavin Griffiths	Larry (Father)	Hartford (MBB)
	Karen (Mother)	Hartford (WBB)
Rollie Worster	Shannon (Sister)	Montana Western (WBB)
	Father (Scott)	Weber State (MBB)



BROADCAST NOTES

2024-25 RECORD

12-7/2-6 Big Ten

LAST GAME

Wed., Jan. 22  
USC.....L, 73-78

UPCOMING GAMES

Sun., Jan. 26  
at Wisconsin.....Noon  
Thurs., Jan. 30  
Illinois.....7:30 p.m.  
Sun., Feb. 2  
at Oregon.....6:30 p.m.

HEAD COACH

Fred Hoiberg (Iowa St., 1995)  
Nebraska: 75-101/6th  
Career: 190-157/11th

ASSISTANT COACHES

Adam Howard, 3rd season  
Nate Loenser, 4th season  
Ernie Zeigler, 3rd season

2024-25 SCHEDULE

4 UT Rio Grand Valley...W, 87-67  
9 Bethune Cookman ...W, 63-58  
13 FDU.....W, 86-60  
17 vs. Saint Mary's.....L, 74-77  
22 at Creighton.....W, 74-63  
27 South Dakota.....W, 96-79

DEC

1 North Florida.....W, 103-72  
7 at Michigan State \*.....L, 52-89  
13 Indiana \*.....W, 85-68

Diamond Head Classic

22 vs. Murray St. ....W, 66-49  
23 vs. Hawai'i.....W, 69-55  
25 vs. Oregon State.....W, 78-66  
30 Southern.....W, 77-43

JAN

4 UCLA \*.....W, 66-58  
7 at Iowa \*.....L, 87-97 (OT)  
12 at Purdue \*.....L, 68-104  
16 Rutgers \*.....L, 82-85  
19 at Maryland \*.....L, 66-69  
22 USC \*.....L, 73-78  
26 at Wisconsin.....Noon  
30 Illinois \*.....7:30 p.m.

FEB

2 at Oregon \*.....6:30 p.m.  
5 at Washington \*.....9:30 p.m.  
9 Ohio State \*.....1 p.m.  
13 Maryland \*.....7:30 p.m.  
16 at Northwestern \*.....2 p.m.  
19 at Penn State \*.....5:30 p.m.  
24 Michigan \*.....7 p.m.

MARCH

1 Minnesota \*.....1 p.m.  
4 at Ohio State \*.....8 p.m.  
9 Iowa \*.....11:30 a.m.  
12-  
16 at Big Ten Tournament  
\*Big Ten Game; All times listed at central

CONNOR ESSEGAN (EH-SEE-JIN)



GP/GS	PPG	RPG	APG	SPG	FG%	3PT%	FT%
2024-25 19/3	11.5	2.7	0.9	0.4	.431	.415	.821
B1G 8/1	9.0	2.5	1.1	0.6	.397	.364	.769
Career 87/22	8.4	2.4	0.6	0.2	.409	.367	.868

G / 6-4 / 190 / Jr. / Fort Wayne, Ind.

Last Game: Came off the bench with 15 points, including 3-of-6 from 3, vs. USC  
◀ Has three 20-point games in 2024-25 and four games with five-or-more 3-pointers  
◀ Set career highs in points (29), assists (five) and 3-pointers (six) vs. South Dakota  
◀ Played for Armenian National Team in 2024, averaging 13.0 ppg and 5.5 rpg in two games

CAREER HIGHS

Pts. 29, vs. USD (11/27/24)  
Reb. 11, at Indiana 1/14/23  
Asst. 5, vs. USD (11/27/24)  
Stls. 2, Five Times  
Bl. 1 at Minn. (3/5/23)

SAM HOIBERG



GP/GS	PPG	RPG	APG	SPG	FG%	3PT%	FT%
2024-25 19/0	3.3	2.1	1.6	1.4	.523	.444	.818
B1G 8/0	4.3	1.9	1.9	1.3	.688	.625	.875
Career 74/1	3.6	2.4	1.3	1.0	.455	.360	.753

G / 6-0 / 185 / Jr. / Lincoln, Neb.

Last Game: Finished with two points and two steals in 15 minutes vs. USC  
◀ eight points, including 2-of-2 from 3-point range, at Maryland  
◀ Finished with seven points, three steals, two assists and three boards vs. No. 15 UCLA  
◀ Junior guard who averaged 3.4 ppg and led NU with a 2.45-to-1 asst.-to-TO ratio in 2023-24

CAREER HIGHS

Pts. 15, Two Times  
Reb. 7, vs. SCSU (12/29/23)  
Asst. 5, Southern (12/30/24)  
Stls. 4, Two Times  
Bl. 1, Five Times

AHRON ULIS (YOU-LISS)



GP/GS	PPG	RPG	APG	SPG	FG%	3PT%	FT%
2024-25 15/1	2.9	1.9	1.9	0.7	.353	.176	.357
B1G 8/1	2.0	1.5	2.1	0.5	.333	.167	.200
Career 99/28	3.8	1.6	1.9	0.5	.371	.287	.732

G / 6-3 / 190 / Sr. / Chicago, Ill.

Last Game: Made his first start against USC, finishing with three rebounds in 14 minutes  
◀ Dished out a career-high 10 assists along with four boards and two steals at Maryland  
◀ Started 27 games at guard in 2022-23, averaging 6.1 ppg, 2.1 apg as Iowa reached NCAA Tournament  
◀ First-team All-Illinois by AP as a senior (20.3 ppg, 4.1 rpg and 2.8 apg) at Marian Catholic

CAREER HIGHS

Pts. 17, at Mich. St. (1/26/23)  
Reb. 7, Iowa St. (12/8/22)  
Asst. 10, at MD (1/19/25)  
Stls. 3, Illinois (12/6/21)  
Bl. 1, Five Times

BRICE WILLIAMS



GP/GS	PPG	RPG	APG	SPG	FG%	3PT%	FT%
2024-25 19/19	18.5	3.7	2.5	1.3	.478	.370	.920
B1G 8/8	18.3	4.1	2.6	1.4	.447	.325	.911
Career 141/80	11.4	4.2	1.4	0.8	.400	.389	.840

G / 6-7 / 214 / Sr. / Huntersville, N.C.

Last Game: Totaled 15 of 17 points in the second half against USC  
◀ MVP of Diamond Head Classic (22 ppg, 3.7 rpg, 3.0 apg, 2.0 spg); 32 pts at Hawai'i  
◀ B1G & National POW after 30-point, six-rebound, five-assist effort vs. Indiana  
◀ Started all 34 games in 2023-24, averaging 13.4 ppg, 5.5 rpg, 2.5 apg, 1.1 spg

CAREER HIGHS

Pts. 32, Two Times  
Reb. 13, vs. Rice (2/25/23)  
Asst. 9, Purdue (1/9/24)  
Stls. 4, vs. Indiana (1/3/24)  
Bl. 3, Four Times

JUWAN GARY (JUH-WAHN)



GP/GS	PPG	RPG	APG	SPG	FG%	3PT%	FT%
2024-25 19/19	12.5	4.5	0.8	1.2	.427	.275	.764
B1G 8/8	13.6	5.4	0.4	0.9	.410	.229	.704
Career 123/74	8.3	4.5	0.6	0.9	.477	.268	.663

F / 6-6 / 226 / Sr. / Columbia, S.C.

Last Game: Set a career high with 27 points on 11-of-19 shooting vs. USC  
◀ Had his second 20-point game of '24-25 vs. Rutgers with 21 points and seven boards  
◀ Collected his first double-double of the year with 13 points and 13 boards at Iowa  
◀ Scored season-high 21 points, along with four rebounds and two blocks at Hawai'i

CAREER HIGHS

Pts. 27, USC (1/22/25)  
Reb. 18, at K-State (12/17/23)  
Asst. 5, vs. FDU (11/13/24)  
Stls. 5, B-CU (11/9/24)  
Bl. 3, Two Times

BRADEN FRAGER



GP/GS	PPG	RPG	APG	SPG	FG%	3PT%	FT%
2024-25 0/0	0.0	0.0	0.0	0.0	.000	.000	.000
B1G 0/0	0.0	0.0	0.0	0.0	.000	.000	.000
Career 0/0	0.0	0.0	0.0	0.0	.000	.000	.000

F / 6-7 / 220 / Fr. / Lincoln, Neb.

Last Game: Has not played in 2024-25 and will likely redshirt  
◀ True freshman who graduated high school a year early to begin his college career  
◀ Averaged 18.3 points, 7.0 rebounds, 1.2 assists & 1.2 steals per game at Lincoln SW in 2023-24  
◀ Ranked among the top-200 players in the class of 2025 before reclassifying; Turned 18 on Nov. 10

CAREER HIGHS

Pts. N/A  
Reb. N/A  
Asst. N/A  
Stls. N/A  
Bl. N/A

JEFFREY GRACE III



GP/GS	PPG	RPG	APG	SPG	FG%	3PT%	FT%
2024-25 8/0	0.6	0.4	0.0	0.1	.500	.000	1.000
B1G 3/0	0.0	0.0	0.0	0.3	.000	.000	.000
Career 35/0	0.4	0.3	0.1	0.1	.500	.000	.500

G / 6-3 / 197 / Jr. / Elmhurst, Ill.

Last Game: Did not play vs. USC  
◀ Academic All-Big Ten pick who played in 27 games over the last two seasons after walking on  
◀ Participated in No Filter Life Skills trip to Ecuador in August of 2024  
◀ Averaged 11.0 ppg, 5.0 rpg and 3.0 apg as a senior at York (Ill.) High School in 2020-21

CAREER HIGHS

Pts. 3, vs. FDU (11/13/24)  
Reb. 1, Eight Times  
Asst. 1, Three Times  
Stls. 1, Two Times  
Bl. N/A

BERKE BÜYÜKTÜNCEL (BEAR-KEH BUH-YOOK-TOON-JELL)



GP/GS	PPG	RPG	APG	SPG	FG%	3PT%	FT%
2024-25 18/17	7.2	5.8	1.3	1.2	.475	.326	.679
B1G 8/7	5.3	4.0	1.1	1.1	.400	.444	.333
Career 44/25	5.6	3.9	0.8	0.6	.429	.313	.648

F / 6-10 / 224 / So. / Bursa, Türkiye

Last Game: Had six points, four rebounds and a blocked shot vs. USC  
◀ Totaled a career-high 16 points, including 3-of-4 from 3, and six boards vs. Oregon State  
◀ Finished with 12 points, nine boards and two assists vs. No. 14 Creighton  
◀ Represented Türkiye at 2024 European U20 Champs.; 12.0 ppg, 7.7 rpg, 1.3 bpg and 1.3 spg

CAREER HIGHS

Pts. 16, vs. Oregon St. (12/25/24)  
Reb. 9, Three Times  
Asst. 3, Four Times  
Stls. 4, at Purdue (11/25/25)  
Bl. 3, vs. St. Mary's (11/17/24)

GAVIN GRIFFITHS



GP/GS	PPG	RPG	APG	SPG	FG%	3PT%	FT%
2024-25 11/0	2.5	1.9	0.7	0.4	.344	.217	.000
B1G 3/0	0.0	0.0	0.3	0.3	.000	.000	.000
Career 43/3	4.9	2.1	0.7	0.3	.326	.271	.600

G / 6-7 / 193 / So. / Simsbury, Conn.

Last Game: Played the final seven seconds of the first half vs. USC  
◀ Matched his season high with eight points on 3-of-3 shooting vs. Southern  
◀ Rutgers transfer had season highs in points (eight), boards (five) and blocks (two) vs. FDU  
◀ Played in all 32 games in 2023-24; averaged 5.8 ppg, 2.2 rpg; 2nd on team in 3-pointers (31)

CAREER HIGHS

Pts. 25, Boston Univ. (11/10/23)  
Reb. 6, at Purdue (2/2/24)  
Asst. 3, Three Times  
Stls. 3, IUU (12/16/23)  
Bl. 2, Three Times

JUSTIN BOLIS



GP/GS	PPG	RPG	APG	SPG	FG%	3PT%	FT%
2024-25 0/0	0.0	0.0	0.0	0.0	.000	.000	.000
B1G 0/0	0.0	0.0	0.0	0.0	.000	.000	.000
Career 0/0	0.0	0.0	0.0	0.0	.000	.000	.000

F / 6-8 / 225 / So. / Lincoln, Neb.

Last Game: Has not played in 2024-25 and will likely redshirt  
◀ Walk-on who played at Southeast (Neb.) CC last year, averaging 15.8 ppg and 8.7 rpg  
◀ Totaled 11 double-doubles in 2023-24, including 21 points & 15 rebounds vs. North Iowa Area CC  
◀ Played at Lincoln High for Coach Dan Noble and was named to Heartland Athletic Conf. team

CAREER HIGHS

Pts. N/A  
Reb. N/A  
Asst. N/A  
Stls. N/A  
Bl. N/A

ANDREW MORGAN



GP/GS	PPG	RPG	APG	SPG	FG%	3PT%	FT%
2024-25 19/0	8.1	4.5	0.7	0.4	.559	.273	.617
B1G 8/0	9.5	3.9	0.6	0.6	.585	.167	.542
Career 104/59	9.8	4.7	0.9	0.3	.576	.351	.630

F / 6-10 / 242 / Sr. / Waseca, Minn.

Last Game: Had two points, three boards and a blocked shot in 24 minutes vs. USC  
◀ Totaled a season-high 17 points and five boards at Maryland, going over 1,000 points  
◀ Collected first double-double (5th of career) with 12 points & 12 boards vs. Murray State  
◀ Second-team All-Summit League in 2023-24, averaging 12.9 ppg on 56 percent shooting

CAREER HIGHS

Pts. 31, Kansas City (2/8/04)  
Reb. 14, Crown (11/20/22)  
Asst. 4, Two Times  
Stls. 2, Four Times  
Bl. 3, at N. Dakota (12/30/22)

ROLLIE WORSTER (RAW-LEE WOOSTER)



GP/GS	PPG	RPG	APG	SPG	FG%	3PT%	FT%
2024-25 19/18	8.1	4.2	2.8	0.9	.442	.214	.700
B1G 8/7	7.6	3.4	2.6	0.9	.435	.111	.690
Career 122/119	8.5	4.5	3.9	0.9	.414	.285	.760

G / 6-5 / 220 / Sr. / Missoula, Mont.

Last Game: Came off the bench and had team highs in rebounds (six) and assists (six) vs. USC  
◀ Had 10 points and team highs in rebounds (seven) and assists (five) vs. Rutgers  
◀ Totaled 14 points on 6-of-9 shooting and four boards at Iowa  
◀ Averaged 9.9 ppg, 5.5 apg and 4.9 rpg in 2023-24, led Pac-12 in asst.-to-TO before injury in Jan.

CAREER HIGHS

Pts. 19, Two Times  
Reb. 11, Arizona (12/1/22)  
Asst. 10, Four Times  
Stls. 6, E. Wash (11/6/23)  
Bl. 2, Oregon St. (2/3/22)

NICK JANOWSKI



GP/GS	PPG	RPG	APG	SPG	FG%	3PT%	FT%
2024-25 0/0	0.0	0.0	0.0	0.0	.000	.000	.000
B1G 0/0	0.0	0.0	0.0	0.0	.000	.000	.000
Career 0/0	0.0	0.0	0.0	0.0	.000	.000	.000

G / 6-4 / 208 / Fr. / Pewaukee, Wis.

Last Game: Has not played in 2024-25 and will likely redshirt  
◀ Totaled 2,297 career points en route to winning three state titles at Pewaukee High School  
◀ Averaged 30.8 ppg, 8.2 rpg, and 4.4 apg as a senior in earning first-team all-state honors  
◀ Top-150 recruit whose teams went a combined 106-14 during his four-year career

CAREER HIGHS

Pts. N/A  
Reb. N/A  
Asst. N/A  
Stls. N/A  
Bl. N/A

CALE JACOBSEN



GP/GS	PPG	RPG	APG	SPG	FG%	3PT%	FT%
2024-25 13/0	0.6	0.8	0.6	0.3	.300	.143	1.000
B1G 5/0	0.6	0.4	0.0	0.0	.333	.333	.000
Career 33/0	0.7	0.4	0.4	0.2	.400	.200	.571

G / 6-4 / 200 / So. / Ashland, Neb.

Last Game: Did not play vs. USC  
◀ Career highs in minutes (16), assists (three), steals (two) and blocks (two) vs. UNF  
◀ Played in 20 games as a redshirt freshman in 2023-24, primarily in situational roles  
◀ Averaged 17.9 ppg, 6.1 apg, 5.8 rpg as a senior in leading Ashland-Greenwood to a state title

CAREER HIGHS

Pts. 4, vs. SCSU (12/29/23)  
Reb. 4, vs. FDU (11/13/24)  
Asst. 3, vs. UNF (12/1/24)  
Stls. 2, vs. UNF (12/1/24)  
Bl. 2, vs. UNF (12/1/24)

BRAXTON MEAH (MEE-UH)



GP/GS	PPG	RPG	APG	SPG	FG%	3PT%	FT%
2024-25 18/18	3.2	3.6	0.9	0.3	.771	.000	.273
B1G 8/8	2.5	2.9	0.9	0.3	.909	.000	.000
Career 136/65	4.7	4.3	0.4	0.3	.730	.000	.541

C / 7-1 / 265 / Sr. / Layton, Utah

Last Game: Grabbed four rebounds in 12 minutes vs. USC  
◀ Matched his season high with six boards and had six points vs. Rutgers  
◀ Finished with 12 points on 6-of-6 shooting and five boards vs. South Dakota  
◀ Had six boards and helped limit Creighton's Ryan Kalkbrenner without a field goal

CAREER HIGHS

Pts. 21, Stanford (1/12/23)  
Reb. 14, Two Times  
Asst.



# NEBRASKA HEAD COACH FRED HOIBERG

## NEBRASKA (2019-PRESENT)

- Hired as Nebraska's 28th men's basketball coach on March 30, 2019, a position his grandfather (Jerry Bush) held for nine seasons from 1954 to 1963.
- Guided Nebraska to the 2024 Diamond Head Classic title, the Huskers' first MTE title since 2000
- Named Jim Phalen National Coach of the Year and shared Big Ten Coach-of-the-Year honors (coaches and media) in 2024.
- Coached Nebraska to a third-place finish in the Big Ten in 2023-24, the highest conference finish by NU since 1992-93.
- Guided Nebraska to its first NCAA Tournament appearance since 2014.
- Led Nebraska to its fourth win over a No. 1 team in school history and first time since 1982 (1/9/24 vs. No. 1 Purdue).
- Is the only coach in school history with two road wins against top-10 teams (2021-22 at No. 10 Wisconsin; 2022-23 at No. 7 Creighton).
- Guided Nebraska to three consecutive road wins over ranked opponents (No. 23 Ohio State and No. 10 Wisconsin in 2021-22 and No. 7 Creighton in 2022-23) for the first time in school history.
- Had NBA Draft Picks in both 2021 (Dalano Banton) and 2022 (Bryce McGowens) and has produced 12 players who have reached the NBA.

## CHICAGO BULLS (2015-18)

- Coached the Chicago Bulls for three-plus seasons, posting a 115-155 record.
- Became just the fifth coach in franchise history to post a winning record in his debut season.
- Took the Bulls to the 2017 NBA Playoffs where they won the first two games against the top-seeded Boston Celtics, as the Bulls were the first No. 8 seed to take a 2-0 lead against a No. 1 seed since 1993.
- Was the fifth coach in NBA history to have each of his first two career playoff victories come on the road.

## IOWA STATE (2010-15)

- Served as head coach at his alma mater for five seasons, posting a 115-56 record, which is the top winning percentage in school history (.673).
- Led the Cyclones to four straight NCAA Tournament appearances - a program record - while his 115 wins were the most in a five-year stretch in school history.
- Guided Iowa State to back-to-back Big 12 Tournament titles in 2014 and 2015.
- Produced four All-Americans, 12 All-Big 12 honorees and 10 players who played in the NBA.
- Named Big 12 Coach of the Year in 2012, as the Cyclones went from three conference wins to 12 in one season.
- Won 28 games and reached the NCAA Sweet 16 in 2014.
- Led the Big 12 in scoring offense in two of his last four seasons and topped the conference in 3-pointers four times in five years.

## MINNESOTA TIMBERWOLVES (2005-10)

- Served as Vice President of Basketball Operations in 2009-10, overseeing the day-to-day operations of basketball programs including college and pro scouting, salary cap management and NBA Draft preparations.
- Was the Assistant General Manager for three seasons, helping the Timberwolves orchestrate a draft-day trade for five-time all-star Kevin Love in 2008.

## AS AN NBA PLAYER (1995-2005)

- Spent 10 years in the NBA with the Indiana Pacers (four seasons), Chicago Bulls (four seasons) and Minnesota Timberwolves (two seasons) after being selected in the second round of the 1995 NBA Draft.
- Was a member of three NBA Playoff Teams, including a Timberwolves team that reached the 2004 Western Conference Finals.
- Shot 40 percent from 3-point range during his career and led the NBA in 3-point shooting in his final season (48.3, 2004-05).
- Ended his NBA career abruptly at the age of 33 after undergoing open-heart surgery to repair an aneurysm in his aortic root.

## AS A PLAYER AT IOWA STATE (1991-95)

- Started all four seasons at Iowa State, averaging 15.8 points, 6.9 rebounds, 2.8 assists and 1.6 steals per game in his collegiate career.
- His No. 32 was retired by Iowa State in 1997 and he is a member of the Iowa State Hall of Fame.
- Garnered third-team All-America honors as a senior in 1994-95, averaging 19.9 points per game to help the Cyclones win a then-school-record 23 games and was named Big Eight Co-Male Athlete of the Year in 1995.
- Two-time Academic All-American who was inducted into the CSC Academic Hall of Fame in 2016.



## FRED HOIBERG'S COLLEGIATE COACHING RECORD

Year	School	Overall Record	Pct.	Conf. Record	Pct	Conf. Finish	Postseason
2010-11	Iowa State	16-16	.500	3-13	.188	12th	None
2011-12	Iowa State	23-11	.676	12-6	.677	T-3rd	NCAA Third Round
2012-13	Iowa State	23-12	.657	11-7	.611	T-4th	NCAA Third Round
2013-14	Iowa State	28-8	.778	11-7	.611	T-3rd	NCAA Sweet 16
2014-15	Iowa State	25-9	.735	12-6	.677	T-2nd	NCAA Second Round
2019-20	Nebraska	7-25	.219	2-18	.100	14th	None
2020-21	Nebraska	7-20	.259	3-16	.158	14th	None
2021-22	Nebraska	10-22	.313	4-16	.200	T-13th	None
2022-23	Nebraska	16-16	.500	9-11	.450	T-11th	None
2023-24	Nebraska	23-11	.676	12-8	.600	T-3rd	NCAA First Round
2024-25	Nebraska	12-7	.632	2-6	.250	-	-
<b>Totals</b>	<b>11th Season</b>	<b>190-157</b>	<b>.548</b>	<b>81-114</b>	<b>.415</b>		



## 2024-25 RADIO/TV ROSTER



0 | CONNOR  
ESSEGIAN

Jr. | G | 6-4 | 190



1 | SAM  
HOIBERG

Jr. | G | 6-0 | 185




2 | AHRON  
ULIS

Sr. | G | 6-3 | 190



3 | BRICE  
WILLIAMS

Sr. | G | 6-7 | 214



4 | JUWAN  
GARY

Sr. | F | 6-6 | 226



5 | BRADEN  
FRAGER

Fr. | F | 6-7 | 220



8 | JEFFREY  
GRACE III

Jr. | G | 6-3 | 200



9 | BERKE  
BÜYÜKTUNCEL

So. | F | 6-10 | 244



12 | GAVIN  
GRIFFITHS

So. | G | 6-7 | 193




20 | JUSTIN  
BOLIS

So. | F | 6-8 | 225



23 | ANDREW  
MORGAN

Sr. | F | 6-10 | 242




24 | ROLLIE  
WORSTER

Sr. | G | 6-5 | 210



25 | NICK  
JANOWSKI

Fr. | G | 6-4 | 208



31 | CALE  
JACOBSEN

So. | G | 6-4 | 195



34 | BRAXTON  
MEAH

Sr. | C | 7-1 | 265



35 | HENRY  
BURT

So. | F | 6-7 | 222



51 | RIENK  
MAST

Sr. | F | 6-10 | 260



FRED HOIBERG

Head Coach



ADAM HOWARD

Assistant Coach



NATE LOENSER

Assistant Coach



ERNIE ZEIGLER

Assistant Coach



KURT JOSEPH

Director of Men's  
Basketball Strength &  
Conditioning



LUCA VIRGILIO

Director of Basketball  
Strategies & Business  
Operations



EMMANUEL  
TOMMY

Director of Player  
Development



MICHAEL BANIA

Video  
Coordinator



PADYN BORDERS

Recruiting  
Coordinator



SHERYL BURBACH

Assistant Director of  
Basketball Operations



ANDREW MCCABE

Athletic Trainer



PAT NORRIS

Equipment Manager



JAKE BLATTNER

Performance  
Nutrition Coordinator



MATT THOME

NAPL Director



NIHILO IBARRA

Graduate Manager



JUSTIN MOORE

Graduate Manager



JOSIAH ALLICK

Graduate Manager



2024-25 Roster Page

# THE LAST TIME...

## Nebraska Team

Ranked in the top 5 (AP Poll) ..... Never Happened  
 Ranked in the top 10 (AP Poll) ..... March 1, 1966  
 Ranked in the top 20 (AP Poll) ..... Jan. 2, 1995  
 Ranked in the top 25 (AP Poll) ..... Dec. 31, 2018 (No. 24)  
 Ranked in the top 25 (USA Today Coaches Poll) ..... Dec. 31, 2018 (No. 23)

Played AP Poll No. 1 ranked team ..... def. No. 1 Purdue (88-72), 1/9/2024  
 Defeated AP Poll No. 1 ranked team ..... def. No. 1 Purdue (88-72), 1/9/2024  
 Played AP Poll No. 2 ranked team ..... lost at No. 2 Michigan (47-62), 1/9/13  
 Defeated AP Poll No. 2 ranked team ..... vs. No. 2 Oklahoma State (85-69), 2/5/1992  
 Played Team Ranked 1-5 by AP ..... def. No. 1 Purdue (88-72), 1/9/2024  
 Defeated Team Ranked 1-5 by AP ..... def. No. 1 Purdue (88-72), 1/9/2024  
 Played Team Ranked 6-10 by AP ..... won vs. No. 6 Wisconsin (80-72, OT), 2/1/2023  
 Defeated Team Ranked 6-10 by AP ..... vs. No. 6 Wisconsin (80-72, OT), 2/1/2023  
 Defeated Team Ranked 11-25 by AP ..... No. 14 UCLA (66-58), 1/4/2025  
 Defeated Team Ranked 1-10 by AP on Road ..... at No. 7 Creighton (63-53), 12/4/2022  
 Defeated Ranked Team by AP on Road ..... at No. 14 Creighton (74-63), 11/22/2024

Scored 100 or more points ..... 103; North Florida, 12/1/2024  
 Scored 90 or more points ..... 103; North Florida, 12/1/2024  
 Scored 80 or more points ..... 82; Rutgers, 1/16/2025  
 Scored less than 50 points ..... 48; Wisconsin, 2/10/2021  
 Scored less than 40 points ..... 38; at Oregon, 12/15/2012  
 Shot 75% from the field ..... 750; vs. Nebraska-Omaha (42-56), 1/25/1988 \$  
 Shot 70% from the field ..... 723; vs. UNC Wilmington (34-47), 12/5/1997  
 Shot 60% from the field ..... 612; Indiana (30-49), 12/13/2024

Made 50 or more free throws ..... Never Happened  
 Made 40 or more free throws ..... 43; vs. Texas (43-59), 1/3/1996 - \$  
 Made 30 or more free throws ..... 37; vs. UTSA (37-50), 12/20/2017  
 Made 25 or more free throws ..... 25; UCLA (25-29), 1/4/2025  
 Attempted 60 or more free throws ..... 60; vs. Kansas State (36-60), 1/11/1954 - \$  
 Attempted 50 or more free throws ..... 50; vs. UTSA (37-50), 12/20/2017  
 Attempted 40 or more free throws ..... 50; vs. UTSA (37-50), 12/20/2017  
 Attempted 30 or more free throws ..... 30; at Creighton (22-30), 11/22/2024  
 Shot 100% from the foul line (min 10 att.) ..... 1.000; at Illinois (14-14), 2/4/2024  
 Shot 95% from the foul line (min 10 att.) ..... 1.000; at Illinois (14-14), 2/4/2024  
 Shot 90% from the foul line (min 10 att.) ..... 909; at Purdue (10-11), 1/12/2025  
 Shot 90% from the foul line (min 20 att.) ..... 917; vs. Texas A&M (NCAA) (22-24), 3/22/2024

Made 20 or more 3-pointers ..... Never Happened  
 Made 15 or more 3-pointers ..... 15; Kennesaw State (15-29), 12/22/2021  
 Made 10 or more 3-pointers ..... 13; Southern (13-30), 12/30/2024  
 Made 0 3-pointers ..... 0; vs. Jacksonville State (0-5), 12/18/2012  
 Held Opponent to 0 3-pointers ..... 0; Southeastern Louisiana, 11/22/2015  
 Attempted 40 or more 3-pointers ..... 41; vs. Nevada (9-41), 11/26/2020 \$  
 Attempted 30 or more 3-pointers ..... 30; Southern (13-30), 12/30/2024  
 Attempted 20 or more 3-pointers ..... 24; USC (5-24), 1/22/2025  
 Shot 75% from 3-point range (min. 10 att.) ..... 750; vs. UT-Pan American (9-12), 12/2/2009 - \$  
 Shot 60% from 3-point range (min. 20 att.) ..... 609; Purdue (14-23), 1/9/24  
 Shot 60% from 3-point range (min. 10 att.) ..... 609; Purdue (14-23), 1/9/24  
 Shot 50% from 3-point range (min. 20 att.) ..... 538; Ohio State (14-26), 1/23/2024  
 Shot 50% from 3-point range (min. 10 att.) ..... 571; Indiana (8-14), 12/13/2024

Had 60 or more rebounds ..... 60; vs. Oral Roberts, 12/22/1999  
 Had 50 or more rebounds ..... 50; South Carolina State, 12/29/2023

Had 30 or more assists ..... 35; Northeastern Illinois, 12/21/1994  
 Had 25 or more assists ..... 25; Doane, 12/17/2020  
 Had 20 or more assists ..... 22; Southern, 12/30/2024  
 Had 15 or more assists ..... 15; at Maryland, 1/19/2025

Had 20 or more steals ..... 23; vs. Texas Tech, 3/4/1999 - \$  
 Had 15 or more steals ..... 15; Indiana, 1/3/2024  
 Had 10 or more steals ..... 11; at Iowa, 1/7/2025

Had 15 or more blocked shots ..... 15; vs. Coppin State, Dec. 6, 1996 - \$  
 Had 10 or more blocked shots ..... 14; at Northwestern, 1/2/2018

Had 30 or more turnovers ..... 31; at Creighton, 12/11/2005  
 Had 20 or more turnovers ..... 20; South Carolina State, 12/29/2023  
 Had 5 or less turnovers ..... 2; vs. Duquesne, 11/22/2023 - #

## Nebraska Player...

Had 20 or more points: ..... 27; Juwan Gary vs. USC, 1/22/2025  
 Had 25 or more points: ..... 27; Juwan Gary vs. USC, 1/22/2025  
 Had 30 or more points: ..... 32; Brice Williams at Hawai'i, 12/23/2024  
 Had 40 or more points: ..... 41; Teddy Allen vs. Penn State, 2/23/2021  
 Had 20 or more points in a half: ..... 21; Brice Williams (2nd) at Hawai'i, 12/23/2024

Had No Player in Double Figures: ..... vs. Ohio State, 1/21/2012  
 Had Five Players with 10 or more points ..... vs. Rutgers, 1/16/2025  
 ..... Williams (21); Gary (20); Essegian (12); Morgan (11); Wooster (10)  
 Had Six Players with 10 or more points ..... North Dakota, 12/20/2023  
 ..... Wilcher (16); Lawrence (14); Tominaga (14); Williams (12); Gary (12); Allick (10)  
 Two Huskers with 20 or more points, same game: ..... vs. Rutgers, 1/16/25  
 ..... Brice Williams (21); Juwan Gary (20)  
 Two Huskers with 25 or more points, same game: ..... vs. Western Illinois, 11/9/21  
 ..... Alonzo Verge Jr. (26); Bryce McGowens (25)  
 Three Huskers with 20 or more points, same game: ..... Iowa, 3/10/2019  
 ..... James Palmer Jr. (30); Glynn Watson Jr. (23); Isaiah Roby (23)  
 Two Huskers with 30 or more points, same game: ..... vs. Oregon, 11/25/1995  
 ..... Tyrone Lue (30) & Jaron Boone (30) - only time in school history

Had 10 or more rebounds: ..... 13; Juwan Gary at Iowa, 1/7/25  
 Had 15 or more rebounds: ..... 18; Juwan Gary at Kansas State, 12/17/2023  
 Had 20 or more rebounds: ..... 21; Kimani Ffriend vs. Oral Roberts, 12/22/1999  
 Had 25 or more rebounds: ..... 26; Bill Johnson vs. Iowa State, 1/4/1954 - \$  
 Two Huskers with 10 or more rebounds, same game: ..... at Kansas State, 12/17/2023  
 ..... (Juwan Gary-18; Rienk Mast-12)  
 Three Huskers with 10 or more rebounds, same game: ..... vs. Texas Tech, 1/19/2000  
 ..... (Steffon Bradford 16; Kimani Ffriend 12; Louis Truscott 11)

Had 5 or more 3-pointers: ..... 5; Connor Essegian Southern (6-12), 12/30/2024  
 Had 6 or more 3-pointers: ..... 6; Connor Essegian Southern (6-12), 12/30/2024  
 Had 7 or more 3-pointers: ..... 7; Kobe Webster at Northwestern (7-12), 3/7/2021  
 Had 8 or more 3-pointers: ..... 8; Cary Cochran, vs. Baylor (8-13), 2/27/2002 - \$

Had 5 or more assists: ..... 6; Rollie Worster vs. USC, 1/22/25  
 Had 10 or more assists: ..... 10; Ahron Ullis at Maryland, 1/19/2025  
 Had 15 or more assists: ..... 15; Charles Richardson vs. Rutgers, 12/2/2006  
 Had 18 or more assists: ..... 18; Brian Carr, at Evansville, 1/3/1985 - \$

Had 5 or more blocked shots: ..... 5; Isaiah Roby vs. Northwestern, 2/16/2019  
 Had 6 or more blocked shots: ..... 6; Isaiah Roby vs. Eastern Illinois, 11/11/2017  
 Had 7 or more blocked shots: ..... 7; John Turek vs. Colorado, 3/2/2005  
 Had 9 or more blocked shots: ..... 9; Mikki Moore vs. Coppin State, 12/6/1996 - \$  
 Had 10 or more blocked shots: ..... Never Happened

Had 5 or more steals: ..... 5; Juwan Gary vs. Bethune-Cookman, 11/19/2024  
 Had 6 or more steals: ..... 6; Glynn Watson Jr. vs. Long Beach State, 11/26/2017  
 Had 7 or more steals: ..... 7; Brandon Richardson at Ohio State, 1/3/2012  
 Had 8 or more steals: ..... 8; Cookie Belcher vs. Oklahoma St., 2/7/2001 - \$  
 Had 10 or more steals: ..... Never Happened

Had Triple-Double (Points/Rebounds/Assists): ..... Dalano Banton vs. Doane, 12/17/2020, 13/11/10  
 Had Double-Double (Points/Rebounds): ..... Juwan Gary (13 pts/13 reb) at Iowa, 1/7/25  
 Had Double-Double (Points/Assists): ..... Alonzo Verge Jr. at NC State (25/11), 12/1/2021  
 Had Double-Double (Points/Steals): ..... Never Happened  
 Had Double-Double (Points/Blocks): ..... Never Happened  
 Had Two Players with Double-Doubles: ..... Josiah Allick (10 pts./12 reb.) and Juwan Gary (15 pts./11 reb.) vs. Rutgers, 3/3/2024

\$ - School Record - # - Tied School record  
 As of 1/23/2025

2024-25 GAME BY GAME															
Team	FG-FGA	Pct.	3FG-3FGA	Pct.	FT-FTA	Pct.	O-D	Reb.	PF	A	TO	B	S	Pts.	W/L
UTRGV	24-62	.387	13-41	.317	6-9	.667	9-23	32	27	11	20	0	4	67	
at Nebraska	28-57	.491	6-19	.316	25-35	.714	11-31	42	15	11	13	2	9	87	W
Bethune-Cookman	22-62	.355	9-26	.346	5-7	.714	12-27	39	23	11	22	5	5	58	
at Nebraska	19-55	.345	4-22	.182	21-26	.808	13-28	41	14	11	18	4	11	63	W
FDU	23-57	.404	7-23	.304	7-11	.636	7-24	31	21	12	17	3	6	60	
at Nebraska	28-65	.431	7-28	.250	23-28	.821	14-29	43	15	20	8	6	10	86	W
Saint Mary's	21-61	.426	11-23	.478	14-25	.560	17-14	31	21	14	9	3	12	77	
vs. Nebraska	22-49	.449	5-17	.294	25-29	.862	13-21	34	19	8	15	6	6	74	L
at No. 14 Creighton	17-52	.327	12-42	.286	17-23	.739	8-29	37	19	12	17	3	4	63	
Nebraska	24-57	.421	4-16	.250	22-30	.733	7-30	37	22	18	7	1	10	74	W
South Dakota	26-60	.433	8-28	.286	19-27	.704	9-24	33	16	12	12	3	6	79	
at Nebraska	33-68	.485	13-33	.394	17-21	.810	14-29	43	16	24	12	2	10	96	W
North Florida	25-65	.385	14-43	.326	8-12	.667	10-27	37	19	13	16	1	2	72	
at Nebraska	40-69	.580	11-24	.458	12-18	.667	6-32	38	12	22	6	4	12	103	W
at Michigan State	29-56	.518	9-23	.391	22-23	.957	12-36	48	17	20	17	5	4	89	
Nebraska	18-54	.333	4-22	.182	12-18	.667	4-15	19	20	8	11	0	8	52	L
Indiana	23-65	.354	8-35	.229	14-20	.600	15-20	35	20	10	9	3	7	68	
at Nebraska	30-49	.612	8-14	.571	17-26	.654	6-29	35	16	16	14	1	5	85	W
vs. Murray State	17-55	.309	7-27	.259	8-15	.533	7-19	26	12	7	10	3	5	49	
Nebraska	26-53	.491	6-17	.353	8-9	.889	6-34	40	12	6	15	4	6	66	W
at Hawai'i	20-47	.426	5-20	.250	10-15	.667	9-18	27	15	5	16	1	4	55	
Nebraska	26-55	.473	7-17	.412	10-11	.909	9-19	28	13	10	12	4	8	69	W
vs. Oregon State	21-53	.396	9-24	.375	15-16	.938	8-18	26	18	9	12	1	5	66	
Nebraska	25-47	.532	8-20	.400	20-24	.833	7-24	31	15	13	12	0	5	78	W
Southern	13-67	.254	3-24	.125	6-16	.375	17-22	39	17	10	8	4	9	43	
at Nebraska	26-53	.491	13-30	.433	12-18	.667	8-40	48	17	22	14	5	3	77	W
No. 15 UCLA	22-57	.386	4-28	.143	10-13	.769	6-28	34	24	13	15	2	5	58	
at Nebraska	17-52	.327	7-25	.280	25-29	.862	9-30	39	16	11	13	1	10	66	W
at Iowa	29-61	.475	17-35	.486	22-25	.880	6-30	36	17	23	13	6	7	97	
Nebraska	33-71	.465	9-23	.391	12-22	.545	14-27	41	21	14	14	4	11	87	L (OT)
at No. 20 Purdue	41-65	.631	19-33	.576	3-6	.500	9-24	33	10	32	10	2	11	104	
Nebraska	26-54	.481	6-27	.222	10-11	.909	4-16	20	10	15	17	2	9	68	L
Rutgers	33-67	.492	12-29	.414	7-14	.500	17-23	40	20	16	8	6	4	85	
at Nebraska	28-62	.452	9-22	.409	17-27	.630	19-23	42	15	17	7	2	5	82	L
at Maryland	26-58	.448	10-25	.400	7-12	.583	8-24	32	13	15	12	8	8	69	
Nebraska	27-58	.466	6-16	.375	6-11	.545	9-27	36	14	15	13	2	8	66	L
USC	27-61	.443	6-21	.286	18-22	.818	12-24	36	16	12	9	1	8	78	
at Nebraska	27-55	.491	5-24	.208	14-17	.824	6-25	31	18	12	11	4	6	73	L



## GAME BY GAME STARTERS

Opponent	Date	Result	Guard	Guard	Guard/Forward	Forward	Forward
UTRGV	11/4	W, 87-67	Worster	Williams	Gary	Büyüktuncel	Meah
Bethune-Cookman	11/9	W, 63-58	Worster	Williams	Gary	Büyüktuncel	Meah
FDU	11/13	W, 86-60	Worster	Williams	Essegian	Gary	Büyüktuncel
vs. Saint Mary's	11/17	L, 74-77	Worster	Williams	Gary	Büyüktuncel	Meah
at No. 14 Creighton	11/22	W, 74-63	Worster	Williams	Gary	Büyüktuncel	Meah
South Dakota	11/27	W, 96-79	Worster	Williams	Gary	Büyüktuncel	Meah
North Florida	12/1	W, 103-72	Worster	Williams	Essegian	Gary	Meah
at Michigan State	12/7	L, 52-89	Worster	Williams	Essegian	Gary	Meah
Indiana	12/13	W, 85-68	Worster	Williams	Gary	Büyüktuncel	Meah
vs. Murray State	12/22	W, 66-49	Worster	Williams	Gary	Büyüktuncel	Meah
at Hawai'i	12/23	W, 69-55	Worster	Williams	Gary	Büyüktuncel	Meah
vs. Oregon State	12/25	W, 78-66	Worster	Williams	Gary	Büyüktuncel	Meah
Southern	12/30	W, 77-43	Worster	Williams	Gary	Büyüktuncel	Meah
No. 14 UCLA	1/4	W, 66-58	Worster	Williams	Gary	Büyüktuncel	Meah
at Iowa	1/7	L, 87-97 (OT)	Worster	Williams	Gary	Büyüktuncel	Meah
at No. 20 Purdue	1/12	L, 68-104	Worster	Williams	Gary	Büyüktuncel	Meah
Rutgers	1/16	L, 82-85	Worster	Williams	Gary	Büyüktuncel	Meah
at Maryland	1/19	L, 66-69	Worster	Williams	Gary	Büyüktuncel	Meah
USC	1/22	L, 73-78	Ulis	Williams	Gary	Büyüktuncel	Meah

2024-25 SUPERLATIVES

NEBRASKA TEAM GAME HIGHS

POINTS	104	at Purdue (01/12/25)
	97	at Iowa (01/07/25)
	89	at Michigan St. (12/07/24)
FIELD GOALS MADE	41	at Purdue (01/12/25)
	33	RUTGERS (01/16/25)
FIELD GOAL ATTEMPTS	67	RUTGERS (01/16/25)
	67	SOUTHERN U. (12/30/24)
FIELD GOAL PERCENTAGE	.631 (41-65)	at Purdue (01/12/25)
	.518 (29-56)	at Michigan St. (12/07/24)
3 PT FIELD GOALS MADE	19	at Purdue (01/12/25)
	17	at Iowa (01/07/25)
3 PT FG ATTEMPTS	43	NORTH FLORIDA (12/01/24)
	42	at Creighton (11/22/24)
3 PT FG PERCENTAGE	.576 (19-33)	at Purdue (01/12/25)
	.486 (17-35)	at Iowa (01/07/25)
FREE THROWS MADE	22	at Iowa (01/07/25)
	22	at Michigan St. (12/07/24)
FREE THROW ATTEMPTS	27	SOUTH DAKOTA (11/27/24)
	25	at Iowa (01/07/25)
	25	vs Saint Mary's (CA) (11/17/24)
FREE THROW PERCENTAGE	.957 (22-23)	at Michigan St. (12/07/24)
	.938 (15-16)	vs Oregon St. (12/25/24)
REBOUNDS	48	at Michigan St. (12/07/24)
	40	RUTGERS (01/16/25)
ASSISTS	32	at Purdue (01/12/25)
	23	at Iowa (01/07/25)
STEALS	12	vs Saint Mary's (CA) (11/17/24)
	11	at Purdue (01/12/25)
BLOCKED SHOTS	8	at Maryland (01/19/25)
	6	RUTGERS (01/16/25)
	6	at Iowa (01/07/25)
TURNOVERS	22	BETHUNE-COOKMAN (11/09/24)
	20	UTRGV (11/04/24)
FOULS	27	UTRGV (11/04/24)
	24	UCLA (01/04/25)

OPPONENT TEAM GAME HIGHS

POINTS	52	at Michigan St. (12/07/24)
	63	BETHUNE-COOKMAN (11/09/24)
FIELD GOALS MADE	17	UCLA (01/04/25)
	18	at Michigan St. (12/07/24)
FIELD GOAL ATTEMPTS	47	vs Oregon St. (12/25/24)
	49	vs Saint Mary's (CA) (11/17/24)
	49	INDIANA (12/13/24)
FIELD GOAL PERCENTAGE	.327 (17-52)	UCLA (01/04/25)
	.333 (18-54)	at Michigan St. (12/07/24)
3 PT FIELD GOALS MADE	4	BETHUNE-COOKMAN (11/09/24)
	4	at Creighton (11/22/24)
	4	at Michigan St. (12/07/24)
3 PT FG ATTEMPTS	14	INDIANA (12/13/24)
	16	at Creighton (11/22/24)
	16	at Maryland (01/19/25)
3 PT FG PERCENTAGE	.182 (4-22)	BETHUNE-COOKMAN (11/09/24)
	.182 (4-22)	at Michigan St. (12/07/24)
FREE THROWS MADE	6	at Maryland (01/19/25)
	8	vs Murray St. (12/22/24)
FREE THROW ATTEMPTS	9	vs Murray St. (12/22/24)
	11	Three Times
FREE THROW PERCENTAGE	.545 (6-11)	at Maryland (01/19/25)
	.545 (12-22)	at Iowa (01/07/25)
REBOUNDS	19	at Michigan St. (12/07/24)
	20	at Purdue (01/12/25)
ASSISTS	6	vs Murray St. (12/22/24)
	8	Three Times
STEALS	3	SOUTHERN U. (12/30/24)
	5	Three Times
BLOCKED SHOTS	0	Two times
TURNOVERS	6	NORTH FLORIDA (12/01/24)
	7	at Creighton (11/22/24)
	7	RUTGERS (01/16/25)
FOULS	10	at Purdue (01/12/25)
	12	NORTH FLORIDA (12/01/24)
	12	vs Murray St. (12/22/24)

NEBRASKA TEAM GAME LOWS

POINTS	52	at Michigan St. (12/07/24)
	63	BETHUNE-COOKMAN (11/09/24)
FIELD GOALS MADE	17	UCLA (01/04/25)
	18	at Michigan St. (12/07/24)
FIELD GOAL ATTEMPTS	47	vs Oregon St. (12/25/24)
	49	vs Saint Mary's (CA) (11/17/24)
	49	INDIANA (12/13/24)
FIELD GOAL PERCENTAGE	.327 (17-52)	UCLA (01/04/25)
	.333 (18-54)	at Michigan St. (12/07/24)
3 PT FIELD GOALS MADE	4	Three Times
3 PT FG ATTEMPTS	14	INDIANA (12/13/24)
	16	at Creighton (11/22/24)
	16	at Maryland (01/19/25)
3 PT FG PERCENTAGE	.182 (4-22)	BETHUNE-COOKMAN (11/09/24)
	.182 (4-22)	at Michigan St. (12/07/24)
FREE THROWS MADE	6	at Maryland (01/19/25)
	8	vs Murray St. (12/22/24)
FREE THROW ATTEMPTS	9	vs Murray St. (12/22/24)
	11	Three Times
FREE THROW PERCENTAGE	.545 (6-11)	at Maryland (01/19/25)
	.545 (12-22)	at Iowa (01/07/25)
REBOUNDS	19	at Michigan St. (12/07/24)
	20	at Purdue (01/12/25)
ASSISTS	6	vs Murray St. (12/22/24)
	8	Three Times
STEALS	3	SOUTHERN U. (12/30/24)
	5	Three Times
BLOCKED SHOTS	0	at Michigan St. (12/07/24)
	0	vs Oregon St. (12/25/24)
TURNOVERS	6	NORTH FLORIDA (12/01/24)
	7	at Creighton (11/22/24)
	7	RUTGERS (01/16/25)
FOULS	10	at Purdue (01/12/25)
	12	NORTH FLORIDA (12/01/24)
	12	vs Murray St. (12/22/24)

OPPONENT TEAM GAME LOWS

POINTS	43	SOUTHERN U. (12/30/24)
	49	vs Murray St. (12/22/24)
	55	at Hawaii (12/23/24)
FIELD GOALS MADE	17	Three Times
FIELD GOAL ATTEMPTS	47	at Hawaii (12/23/24)
	52	at Creighton (11/22/24)
FIELD GOAL PERCENTAGE	.254 (17-67)	SOUTHERN U. (12/30/24)
	.309 (17-55)	vs Murray St. (12/22/24)
3 PT FIELD GOALS MADE	3	SOUTHERN U. (12/30/24)
	4	UCLA (01/04/25)
3 PT FG ATTEMPTS	20	at Hawaii (12/23/24)
	21	SOUTHERN CALIFORNIA (01/22/25)
3 PT FG PERCENTAGE	.125 (3-24)	SOUTHERN U. (12/30/24)
	.143 (4-28)	UCLA (01/04/25)
FREE THROWS MADE	3	at Purdue (01/12/25)
	5	BETHUNE-COOKMAN (11/09/24)
FREE THROW ATTEMPTS	6	at Purdue (01/12/25)
	7	BETHUNE-COOKMAN (11/09/24)
FREE THROW PERCENTAGE	.375 (6-16)	SOUTHERN U. (12/30/24)
	.500 (3-6)	at Purdue (01/12/25)
	.500 (7-14)	RUTGERS (01/16/25)
REBOUNDS	24	vs Oregon St. (12/25/24)
	26	vs Murray St. (12/22/24)
ASSISTS	5	at Hawaii (12/23/24)
	7	vs Murray St. (12/22/24)
STEALS	2	NORTH FLORIDA (12/01/24)
	4	Five Times
BLOCKED SHOTS	0	UTRGV (11/04/24)
	1	Four Times
TURNOVERS	8	SOUTHERN U. (12/30/24)
	8	RUTGERS (01/16/25)
FOULS	10	at Purdue (01/12/25)
	12	vs Murray St. (12/22/24)

## 2024-25 SUPERLATIVES

## WON/LOSS MARGIN

	1	2	3	4	5	6	7	8	9	10	11	12	13	14	15	16	17	18	19	20	+20
Husker Wins	0	0	0	0	1	0	0	1	0	0	1	1	0	1	0	0	3	0	0	1	3
Husker Losses	0	0	3	0	1	0	0	0	0	1	0	0	0	0	0	0	0	0	0	0	2

## 2024-25 INDIVIDUAL GAME HIGHS

Points	32	Williams,Brice at Hawaii (12/23/24)
	30	Williams,Brice vs Indiana (12/13/24)
	29	Essegian,Connor vs South Dakota (11/27/24)
	28	Williams,Brice at Iowa (01/07/25)
	28	Williams,Brice vs Saint Mary's (CA) (11/17/24)
Field Goals Made	11	Gary,Juwan vs Southern California (01/22/25)
	10	Williams,Brice at Iowa (01/07/25)
	10	Williams,Brice at Hawaii (12/23/24)
	10	Williams,Brice vs Indiana (12/13/24)
	10	Essegian,Connor vs South Dakota (11/27/24)
Field Goal Att.	22	Essegian,Connor vs South Dakota (11/27/24)
	21	Gary,Juwan at Iowa (01/07/25)
FG Pct (min 5 made)	1.000 (6-6)	Meah,Braxton vs South Dakota (11/27/24)
	.857 (6-7)	Morgan,Andrew vs Murray St. (12/22/24)
	.857 (6-7)	Worster,Rollie vs UTRGV (11/04/24)
3-Point FG Made	6	Essegian,Connor vs Southern U. (12/30/24)
	6	Essegian,Connor vs North Florida (12/01/24)
	6	Essegian,Connor vs South Dakota (11/27/24)
3-Point FG Att.	15	Essegian,Connor vs South Dakota (11/27/24)
	12	Essegian,Connor vs Southern U. (12/30/24)
3-Pt FG Pct (min 2 made)	1.000 (2-2)	Hoiberg,Sam at Maryland (01/19/25)
	1.000 (2-2)	Buyuktuncel,Berke at Maryland (01/19/25)
	1.000 (2-2)	Griffiths,Gavin vs Southern U. (12/30/24)
Free Throws Made	11	Williams,Brice vs UCLA (01/04/25)
	11	Williams,Brice vs Saint Mary's (CA) (11/17/24)
Free Throw Att.	12	Williams,Brice vs UCLA (01/04/25)
	11	Williams,Brice vs Indiana (12/13/24)
	11	Williams,Brice vs Saint Mary's (CA) (11/17/24)
	11	Williams,Brice vs UTRGV (11/04/24)
FT Pct (min 3 made)	1.000 (11-11)	Williams,Brice vs Saint Mary's (CA) (11/17/24)
	1.000 (8-8)	Williams,Brice at Hawaii (12/23/24)
	1.000 (8-8)	Williams,Brice at Creighton (11/22/24)
	1.000 (6-6)	Williams,Brice vs Oregon St. (12/25/24)
Rebounds	13	Gary,Juwan at Iowa (01/07/25)
	12	Morgan,Andrew vs Murray St. (12/22/24)
Assists	10	Ulis,Ahron at Maryland (01/19/25)
	6	Worster,Rollie vs Southern California (01/22/25)
	6	Worster,Rollie vs Southern U. (12/30/24)
	6	Williams,Brice vs North Florida (12/01/24)
	6	Worster,Rollie vs South Dakota (11/27/24)
Steals	5	Gary,Juwan vs Bethune-Cookman (11/09/24)
	4	Buyuktuncel,Berke at Purdue (01/12/25)
	4	Hoiberg,Sam vs North Florida (12/01/24)
	4	Worster,Rollie vs UTRGV (11/04/24)
Blocked Shots	3	Buyuktuncel,Berke vs Saint Mary's (CA) (11/17/24)
	2	Several Times
Turnovers	6	Williams,Brice vs Bethune-Cookman (11/09/24)
	5	Morgan,Andrew vs UCLA (01/04/25)
	5	Williams,Brice vs Southern U. (12/30/24)
	5	Worster,Rollie vs Bethune-Cookman (11/09/24)
Fouls	5	Buyuktuncel,Berke at Maryland (01/19/25)
	5	Hoiberg,Sam at Iowa (01/07/25)
Minutes	39	Williams,Brice at Iowa (01/07/25)
	36	Gary,Juwan at Iowa (01/07/25)

## 2024-25 OPPONENT INDIVIDUAL GAME HIGHS

Points	31	Josh Dix at Iowa (01/07/25)
	30	Payton Sandfort at Iowa (01/07/25)
	25	Pop Isaacs at Creighton (11/22/24)
	24	Ace Bailey vs Rutgers (01/16/25)
	23	C.J. Cox at Purdue (01/12/25)
	23	Mikey Lewis vs Saint Mary's (CA) (11/17/24)
	23	Terrence Brown vs FDU (11/13/24)
Field Goals Made	10	Josh Dix at Iowa (01/07/25)
	9	C.J. Cox at Purdue (01/12/25)
	9	Terrence Brown vs FDU (11/13/24)
Field Goal Att.	18	Desmond Claude vs Southern California (01/22/25)
	18	Pop Isaacs at Creighton (11/22/24)
	18	Terrence Brown vs FDU (11/13/24)
FG Pct (min 5 made)	1.000 (5-5)	Kody Williams at Hawaii (12/23/24)
	.875 (7-8)	Dylan Grant vs Rutgers (01/16/25)
3-Point FG Made	7	Josh Dix at Iowa (01/07/25)
	6	Payton Sandfort at Iowa (01/07/25)
3-Point FG Att.	13	Steven Ashworth at Creighton (11/22/24)
	12	Pop Isaacs at Creighton (11/22/24)
3-Pt FG Pct (min 2 made)	.833 (5-6)	Fletcher Loyer at Purdue (01/12/25)
	.750 (3-4)	Zach Martini vs Rutgers (01/16/25)
	.750 (3-4)	Ahmed Barba-Bey vs FDU (11/13/24)
	.750 (3-4)	Tommy Gankhuyag vs UTRGV (11/04/24)
Free Throws Made	9	Wesley Yates III vs Southern California (01/22/25)
	8	Payton Sandfort at Iowa (01/07/25)
Free Throw Att.	9	Wesley Yates III vs Southern California (01/22/25)
	9	Payton Sandfort at Iowa (01/07/25)
FT Pct (min 3 made)	1.000 (9-9)	Wesley Yates III vs Southern California (01/22/25)
	1.000 (4-4)	Josh Dix at Iowa (01/07/25)
	1.000 (4-4)	Parsa Fallah vs Oregon St. (12/25/24)
	1.000 (4-4)	Jase Richardson at Michigan St. (12/07/24)
	1.000 (4-4)	Jaden Akins at Michigan St. (12/07/24)
	1.000 (4-4)	Jeremy Fears Jr. at Michigan St. (12/07/24)
	1.000 (4-4)	Coen Carr at Michigan St. (12/07/24)
	1.000 (4-4)	Jaylen Smith vs North Florida (12/01/24)
	1.000 (4-4)	Steven Ashworth at Creighton (11/22/24)
	1.000 (3-3)	Nate Kingz vs Oregon St. (12/25/24)
Rebounds	12	Jaxon Kohler at Michigan St. (12/07/24)
	12	Mitchell Saxen vs Saint Mary's (CA) (11/17/24)
Assists	14	Braden Smith at Purdue (01/12/25)
	8	Jeremy Fears Jr. at Michigan St. (12/07/24)
Steals	4	Wesley Yates III vs Southern California (01/22/25)
	4	Ja'Kobi Gillespie at Maryland (01/19/25)
	4	C.J. Cox at Purdue (01/12/25)
	4	Josh Dix at Iowa (01/07/25)
	4	Myles Rice vs Indiana (12/13/24)
	4	Mikey Lewis vs Saint Mary's (CA) (11/17/24)
	4	Mitchell Saxen vs Saint Mary's (CA) (11/17/24)
Blocked Shots	4	Julian Reese at Maryland (01/19/25)
	4	Owen Freeman at Iowa (01/07/25)
Turnovers	7	Steven Ashworth at Creighton (11/22/24)
	7	Trey Miller vs UTRGV (11/04/24)
Fouls	5	Owen Freeman at Iowa (01/07/25)
	5	Sebastian Mack vs UCLA (01/04/25)
	5	Kobe Johnson vs UCLA (01/04/25)
	5	Augustas Marciulioni vs Saint Mary's (CA) (11/17/24)
	5	Luke Barrett vs Saint Mary's (CA) (11/17/24)
	5	Reggie Ward Jr. vs Bethune-Cookman (11/09/24)

## 2024-25 HUSKER LINEUPS

No.	Starting Lineup	Record
1.	Büyüktuncel, Gary, Meah, Williams, Worster	10-5
2.	Büyüktuncel, Essegian, Gary, Williams, Worster	1-0
3.	Essegian, Gary, Meah, Williams, Worster	1-1
4.	Büyüktuncel, Gary, Meah, Ulis, Williams	0-1



## 2024-25 GAME RECAPS

					Nebraska Individual Leaders			
Date	Opponent	Result	Record (B1G)	Attend.	Points	Rebounds	Assists	Steals
11/4	UTRGV	W, 87-67	1-0 (0-0)	14,305	Williams (27)	Worster (9)	Worster (3)	Worster (4)
11/9	Bethune-Cookman	W, 63-58	2-0 (0-0)	15,138	Gary (11)	Gary (9)	Griffiths (3)	Gary (5)
11/13	FDU	W, 86-60	3-0 (0-0)	14,473	Gary (19)	Büyüktuncel (7)	Gary (5)	Hoiberg (3)
11/17	vs. Saint Mary's	L, 74-77	3-1 (0-0)	3,241	Williams (28)	Büyüktuncel, Morgan (5)	Gary, Ulis (2)	Büyüktuncel (3)
11/22	at No. 14 Creighton	W, 74-63	4-1 (0-0)	18,475	Williams, Gary (16)	Büyüktuncel (9)	Morgan (3)	Gary, Büyüktuncel (2)
11/27	South Dakota	W, 96-79	5-1 (0-0)	15,172	Essegian (29)	Worster (8)	Worster (6)	Williams, Hoiberg (3)
12/1	North Florida	W, 103-72	6-1 (0-0)	15,359	Essegian (22)	Morgan (9)	Williams (6)	Hoiberg (2)
12/7	at Michigan State	L, 52-89	6-2 (0-1)	14,797	Morgan (14)	Morgan (7)	Worster, Ulis (3)	Worster, Büyüktuncel (2)
12/13	Indiana	W 85-68	7-2 (1-1)	14,635	Williams (30)	Williams (6)	Williams (5)	Four players (1)
12/22	vs. Murray State	W, 66-49	8-2 (1-1)	5,049	Essegian (15)	Morgan (12)	Williams (2)	Williams, Meah (2)
12/23	at Hawai'i	W, 69-55	9-2 (1-1)	4,611	Williams (32)	Büyüktuncel (9)	Williams, Worster (3)	Büyüktuncel (3)
12/25	vs. Oregon State	W, 78-66	10-2 (1-1)	5,086	Williams (25)	Williams (7)	Williams, Worster (4)	Gary, Williams (2)
12/30	Southern	W, 77-43	11-2 (1-1)	14,885	Essegian (20)	Büyüktuncel (9)	Worster (6)	Gary, Williams, Jacobsen (1)
1/4	No. 15 UCLA	W, 66-58	12-2 (2-1)	15,167	Williams (16)	Büyüktuncel (9)	Essegian (3)	Hoiberg (3)
1/7	at Iowa	L, 87-97 (OT)	12-3 (2-2)	7,812	Williams (28)	Gary (13)	Hoiberg (3)	Five players (2)
1/12	at No. 20 Purdue	L, 68-104	12-4 (2-3)	14,876	Essegian (17)	Williams, Essegian (5)	Williams, Hoiberg (4)	Büyüktuncel (4)
1/16	Rutgers	L, 82-85	12-5 (2-4)	13,999	Williams (21)	Gary, Worster (7)	Worster (5)	Gary (2)
1/19	at Maryland	L, 66-69	12-6 (2-5)	11,069	Morgan (17)	Gary (7)	Ulis (10)	Williams (3)
1/22	USC	L, 73-78	12-7 (2-6)	14,492	Gary (27)	Worster (6)	Worster (6)	Williams, Hoiberg (2)

## THE LAST TIME...

	Nebraska...	A Nebraska Opponent...
Scored 100 or more points.....	103; North Florida, 12/1/24	104; at Purdue, 1/12/25
Scored 90 or more points.....	103; North Florida, 12/1/24	104; at Purdue, 1/12/25
Scored 41 to 50 points.....	50; Illinois, 1/10/23	43, Southern, 12/30/24
Scored 40 or fewer points.....	38; at Oregon, 12/15/12	38; Southwest Minnesota State, 12/28/18
Shot 70% from the field.....	723; vs. UNC Wilmington 12/5/97 (34-47)	.723; Kansas, 2/2/85 (34-47)
Shot 60% from the field.....	.612; vs. Indiana, 12/13/24 (30-49)	.631; at Purdue, 1/12/25 (41-65)
Shot 90% from the free throw line (Min 10 attempts).....	.909; at Purdue, 1/12/25 (10-11)	.938; vs. Oregon State, 12/25/24 (15-16)
Made 10, 3-Point Field Goals .....	13; Southern, 12/30/24 (13-30)	10, Maryland, 1/19/25 (10-25)
Had 60 rebounds .....	60; vs. Oral Roberts, 12/22/99	70; at NC State, 12/1/21
Had 50 rebounds .....	50; South Carolina State, 12/29/23	50; at Illinois, 2/4/24
Had 30 assists .....	35, vs. Northeastern Illinois, 12/21/94	32; at Purdue, 1/12/25
Had 15 steals .....	15, Indiana, 1/3/24	16; at Creighton, 12/11/2020
Had 10 blocked shots .....	14; at Northwestern, 1/2/18	11; at NC State, 12/1/21
Had 10 or fewer turnovers .....	7; Rutgers, 1/16/25	9; USC, 1/22/25
Had 20 or more turnovers.....	20; South Carolina State, 12/29/23	22; Bethune-Cookman, 11/9/24
Had three players with 20 points .....	vs. Iowa, 3/10/19	Texas A&M (NCAA), 3/22/24
.....	(Palmer Jr. 27; Watson Jr. 23; Roby 23)	(Taylor IV 25, Obaseki 22, Radford 20)
Had three players with 10 rebounds .....	vs. Texas Tech, 1/19/00	at Kansas, 1/9/02
.....	(Bradford 16, Ffriend 12, Truscott 11)	(Collision 13, Gooden 12, Simien 10)
Had five players reach double-figure points.....	at North Florida, 12/1/24)	at Rutgers, 1/17/24
.....	(Essegian-22, Gary-18; Williams-17; Morgan-13, Ulis-10)	(Hyatt-17; Mag-16; Omoruyi-14; Simpson-14; Williams-11)
Had a player score 40 points .....	41; Teddy Allen vs. Penn State 2/23/21	40; Terrence Shannon Jr., Illinois, 3/16/2024
Had a player score 30 points .....	32; Brice Williams at Hawai'i, 12/23/24	31, Josh Dix and 30, Payton Sandford, at Iowa, 1/7/25
Had a player grab 15 rebounds .....	18; Juwan Gary at Kansas State, 12/17/2023	16; Julian Reese, Maryland, 1/27/24
Had a player dish out 10 assists.....	10; Ahron Ulis at Maryland, 1/19/25	14; Braden Smith, 1/12/25
Had a player collect five steals .....	5; Juwan Gary vs. Bethune-Cookman, 11/9/2024	6; Jamhir Young, at Maryland, 1/28/23
Had a player block five shots.....	5; Isaiah Roby vs. Maryland, 2/6/18	7; Zach Edey, Purdue, 12/10/2022
Had a player with a triple double.....	13 pt/11 reb/10 asst.; Dalano Banton vs. Doane, 12/17/20	12 pt/11 reb./10 asst.; Trayce Jackson-Davis, Indiana, 12/7/22

## SPECIALITY STATS

## MISC. REVIEW

Nebraska Record When:	All (W)	All (L)	H(W)	H(L)	A (W)	A (L)							
Ahead at Halftime	11	3	7	1	4	2	Rebounds are Even	2	0	1	0	1	0
Behind at Halftime	0	4	0	1	0	3	Committing More TOs than Opp	3	5	2	1	1	4
Tied at Halftime	1	0	1	0	0	0	Committing Fewer TOs than Opp	7	2	5	1	2	1
Bench Outscores Opponent's	11	4	8	2	3	2	Turnovers are Even	2	0	1	0	1	0
Opponent Bench Outscores NU	1	3	0	0	1	3	Leading with 5:00 left	12	2	8	1	4	1
Bench scoring is even	0	0	0	0	0	0	Trailing with 5:00 left	0	5	0	1	0	4
Shooting 50% or Better	3	0	2	0	1	0	Tied with 5:00 left	0	0	0	0	0	0
Shooting Under 50%	9	7	6	2	3	5	In Overtime	0	1	0	0	0	1
Opp. Shoots 50% or Better	0	2	0	0	0	2	Scoring 80 or more points	5	2	5	1	0	1
Opp. Shoots Under 50%	12	5	8	2	4	3	Scoring 61 to 79 points	7	4	3	1	4	3
Outshooting Opponent (pct.)	10	3	6	1	4	2	Scoring 60 or fewer points	0	1	0	0	0	1
Outshot by Opponent (pct.)	2	4	2	1	0	3	Allowing 80 or more points	0	4	0	1	0	3
Shooting is even	0	0	0	0	0	0	Allowing 61 to 79 points	6	3	4	1	2	2
Outrebounding Opponent	10	4	7	1	3	3	Allowing 60 or fewer points	6	0	4	0	2	0
Outrebounded by Opponent	0	3	0	1	0	2							

## MISC. TOTALS

Biggest margin of victory .....	34, Southern (12/30)	.....	3, at Iowa (1/7)
Biggest margin of defeat .....	37, at Michigan State (12/7)	.....	34, Southern (12/30)
Largest deficit overcome in win.....	8, at Hawai'i (12/23)	.....	42, at Michigan State (12/7)
Largest halftime deficit overcome in win .....	N/A	.....	16, vs. Murray State (14:45-8:33, 1st)
Largest lead surrendered in loss.....	15, at Iowa (1/7)	.....	15, at Michigan State (16:10--10:01, 2nd)
		.....	15, UCLA (9:30-4:20, 1st)

## SPECIALTY STATS

Opponent	NU-Opp Paint	NU-Opp off TO	NU-Opp 2nd Ch.	NU-Opp Bench	Largest Lead	Largest Deficit	Tip	1st Sub(s)
UTRGV	40-18	26-11	10-15	27-23	20 (0:18, 2nd)	2 (9:30, 1st)	W	Essegian, Morgan
Bethune-Cookman	30-24	21-12	11-8	22-18	16 (13:55, 2nd)	6 (14:54, 1st)	L	Essegian
FDU	40-28	28-7	14-11	29-5	26 (0:06, 2nd)	1 (16:55, 1st)	W	Griffiths
Saint Mary's	28-24	11-21	10-13	18-23	5 (15:05, 2nd)	14 (13:28, 1st)	W	Morgan
at No. 14 Creighton	28-10	22-7	9-3	19-8	18 (2:53, 1st)	-	W	Morgan
South Dakota	38-36	12-18	7-13	51-35	23 (17:35, 2nd)	-	W	Essegian
North Florida	58-22	25-2	9-11	37-15	31 (1:41, 2nd)	3 (19:20, 1st)	W	Morgan
at Michigan State	24-32	14-19	3-17	22-43	-	42 (3:53, 2nd)	L	Morgan
Indiana	36-24	14-14	8-10	28-16	17 (0:30, 2nd)	4 (11:09, 1st)	L	Morgan
vs. Murray State	32-18	7-7	8-8	29-11	12 (18:50, 2nd)	-	W	Essegian, Morgan
at Hawai'i	38-26	14-11	9-9	4-21	14 (0:57, 2nd)	8 (12:22, 1st)	W	Essegian, Morgan, Hoiberg
vs. Oregon State	32-20	4-14	14-4	15-13	12 (0:09, 2nd)	4 (9:39, 1st)	L	Essegian, Morgan
Southern	22-22	9-8	5-12	40-24	34 (0:11, 2nd)	-	W	Essegian
No. 15 UCLA	20-26	17-13	11-2	23-15	13 (7:15, 2nd)	7 (16:30, 1st)	W	Essegian, Morgan
at Iowa	42-22	15-15	12-11	20-15	15 (14:54, 2nd)	11 (0:33, OT)	L	Morgan
at No. 20 Purdue	38-34	11-22	4-14	32-37	1 (18:46, 1st)	37 (1:53, 2nd)	W	Morgan
Rutgers	30-40	8-12	25-19	25-23	9 (13:40, 1st)	5 (2:29, 2nd)	L	Hoiberg, Morgan
at Maryland	32-24	14-13	9-3	34-8	5 (3:20, 1st)	9 (6:47, 2nd)	W	Essegian, Morgan
USC	42-32	6-16	9-9	23-21	6 (8:01, 1st)	6 (1st, 14:11)	L	Morgan, Essegian, Worster



2024-25 HONORS

CONNOR ESSEGIAN

JUNIOR • GUARD • 6-4 • 190 • FORT WAYNE, IND. • WISCONSIN

- Wisconsin transfer who is one of the best sixth men in the Big Ten, averaging 11.5 points and 2.7 rebounds per game
- Ranks among the Big Ten leaders in 3-pointers (2.6/gm) and 3-point percentage (.411)
- Posted 10 double-figure games, most recently a 15-point effort off the bench against USC
- Led NU with a 17-point, five-rebound effort at No. 20 Purdue
- Finished with 20 points, including six 3-pointers, against Southern
- Led NU with 15 points off the bench vs. Murray State, including five 3-pointers
- Led NU with 22 points on 8-of-10 shooting, including 6-of-8 from 3-point range, and added four boards, two assists and two steals vs. North Florida
- Became only the second player in school history - and the first since 2002 - to have 6-or-more 3-pointers in consecutive games (USD, UNF)
- Poured in a career-high 29 points, including six 3-pointers, and dished out a personal-best five assists in the win over South Dakota
- Keyed the win over No. 14 Creighton with 15 points off the bench, including six points in a second-half run after Creighton got within seven
- Came off the bench in his Husker debut vs. UTRGV with 13 points, four rebounds and two assists, as he had seven straight points in a 12-0 run after UTRGV closed to within 69-65
- Represented Armenia in the 2024 Los Angeles International Cup, the second straight summer he played for Armenia
- Averaged 13.0 points and 5.5 rebounds per game as Armenia won the LA International Cup Title, including 20 points vs. Ireland in title game
- Played in 33 games at UW in 2023-24, averaging 3.2 points per game, as the Badgers went 22-14 & reached the NCAA Tournament.
- Named to Big Ten All-Freshman team in 2022-23, as he played in all 35 games and averaged 11.7 points and 3.7 rebounds per game
- Set a Wisconsin school record for a freshman with 69 3-pointers while he was 10th in the Big Ten in 3-pointers per game and shot nearly 36 percent from beyond the arc
- Totaled 2,526 points at Central Noble High School to finish 10th all-time in the state of Indiana in scoring
- Led Central Noble to the state title game as a senior and was a finalist for Mr. Basketball, averaging 26.5 points, 6.4 rebounds and 2.3 assists per game
- Majors in journalism with a emphasis on digital media
- His grandfather's cousin was Chuck Essegian, who played baseball and football at Stanford before playing in the Major Leagues

CAREER STATS

				Field Goals		3-Point		F-Throws		Rebounds												Scoring	
SEASON	TEAM	GP-GS	MIN/AVG	FG-FGA	FG%	3FG-3FGA	3FG%	FT-FTA	FT%	OFF	DEF	TOT	AVG	PF-FO	A	TO	BLK	STL	PTS	AVG			
2022-23	Wisc	35-19	959/27.4	133-329	.404	69-192	.359	76-86	.884	24	107	131	3.7	60-0	26	36	1	19	411	11.7			
2023-24	Wisc	33-0	242/7.3	37-96	.385	20-66	.303	10-11	.909	2	25	27	0.8	24-0	8	12	0	4	104	3.2			
2024-25	Nebr	19-3	431/22.7	69-160	.431	49-118	.415	32-39	.821	4	47	51	2.7	21-0	18	20	0	8	219	11.5			
TOTAL FOR Nebr		19-3	431/22.7	69-160	.431	49-118	.415	32-39	.821	4	47	51	2.7	21-0	18	20	0	8	219	11.5			
TOTAL		87-22	1631/18.8	239-585	.409	138-376	.367	118-136	.868	30	179	209	2.4	105-0	52	68	1	31	734	8.4			

MISC. STATS

Category	2024-25	Career*
10+ Points	10	35
20+ Points	3	5
30+ Points	0	0
40+ Points	0	0
Double-Doubles	0	1
10+ Rebounds	0	1
10+ Assists	0	0
Led NU in Scoring	5	5
Led NU in Reb.	1	1
Led NU in Assists	1	1

\*Includes Wisconsin

SEASON/CAREER HIGHS

Points	
Season:	29, South Dakota (11/27/24)
College Career:	Same
Rebounds	
Season:	6, Southern (12/30/24)
College Career:	11, at Indiana (1/14/23)
Field Goals	
Season:	10, South Dakota (11/27/24)
College Career:	10, Two times (last, 11/27/24)
3-Point Field Goals	
Season:	6, Three times (last, 12/30/24)
College Career:	Same
Free Throws	
Season:	6, at Creighton (11/22/24)
College Career:	10, at Michigan (2/14/23)
Free Throw Attempts	
Season:	9, at Creighton (11/22/24)
College Career:	9, Three times (last, 11/22/24)
Assists	
Season:	5, South Dakota (11/27/24)
College Career:	Same
Steals	
Season:	2, Four times (last, 1/7/25)
College Career:	2, Five times (last, 1/7/25)
Blocks	
Season:	
College Career:	1, at Minnesota (3/5/23)
Minutes Played	
Season:	32:36, South Dakota (11/27/24)
College Career:	39:15, at Nebraska (2/11/23)

2024-25 GAME BY GAME

Opponent	Date	GS	MIN	Total		3-Pointers		Free throws		Rebounds				PF	A	TO	BLK	STL	PTS	AVG
				FG-FGA	PCT	3FG-3FGA	PCT	FT-FTA	PCT	OFF	DEF	TOT	AVG							
UTRGV	11/04/2024		23:16	4-5	.800	3-4	.750	2-2	1.000	0	4	4	4.0	1	2	2	0	1	13	13.0
Bethune-Cookman	11/09/2024		14:11	2-6	.333	0-3	.000	4-4	1.000	1	1	2	3.0	1	0	1	0	0	8	10.5
FDU	11/13/2024	*	16:31	2-9	.222	2-7	.286	2-2	1.000	0	2	2	2.7	3	0	1	0	0	8	9.7
vs Saint Mary's (CA)	11/17/2024		21:02	2-6	.333	2-6	.333	2-2	1.000	0	3	3	2.8	0	0	1	0	0	8	9.3
at Creighton	11/22/2024		21:20	4-6	.667	1-2	.500	6-9	.667	0	2	2	2.6	0	0	0	0	0	15	10.4
South Dakota	11/27/2024		32:36	10-22	.455	6-15	.400	3-3	1.000	0	2	2	2.5	2	5	1	0	0	29	13.5
North Florida	12/01/2024	*	21:12	8-10	.800	6-8	.750	0-0	.000	0	4	4	2.7	2	2	1	0	2	22	14.7
at Michigan St.	12/07/2024	*	19:37	0-2	.000	0-2	.000	1-2	.500	0	1	1	2.5	1	0	0	0	0	1	13.0
Indiana	12/13/2024		27:42	4-7	.571	2-3	.667	3-4	.750	0	3	3	2.6	1	0	1	0	0	13	13.0
vs Murray St.	12/22/2024		32:05	5-13	.385	5-10	.500	0-0	.000	0	2	2	2.5	0	0	3	0	0	15	13.2
at Hawaii	12/23/2024		20:48	1-4	.250	0-1	.000	0-0	.000	1	1	2	2.5	0	0	0	0	0	2	12.2
vs Oregon St.	12/25/2024		24:59	2-8	.250	2-6	.333	1-2	.500	0	2	2	2.4	1	0	0	0	0	7	11.8
Southern U.	12/30/2024		26:45	6-13	.462	6-12	.500	2-2	1.000	0	6	6	2.7	4	0	3	0	0	20	12.4
UCLA	01/04/2025		20:41	0-6	.000	0-6	.000	2-2	1.000	0	3	3	2.7	0	3	1	0	2	2	11.6
at Iowa	01/07/2025		24:59	2-7	.286	2-6	.333	0-0	.000	1	3	4	2.8	3	2	0	0	2	6	11.3
at Purdue	01/12/2025		21:46	6-13	.462	3-10	.300	2-3	.667	0	5	5	2.9	0	3	2	0	1	17	11.6
Rutgers	01/16/2025		23:38	4-11	.364	4-7	.571	0-0	.000	0	2	2	2.9	1	1	0	0	0	12	11.6
at Maryland	01/19/2025		12:55	2-4	.500	2-4	.500	0-0	.000	0	1	1	2.8	0	0	2	0	0	6	11.3
Southern California	01/22/2025		25:10	5-8	.625	3-6	.500	2-2	1.000	1	0	1	2.7	1	0	1	0	0	15	11.5
Totals		3	431:10	69-160	.431	49-118	.415	32-39	.821	4	47	51	2.7	21	18	20	0	8	219	11.5

Player Averages

Games Played	Minutes/ game	Points/ game	FG Pct	3FG Pct	FT Pct	Rebounds/ game	Assists/ game	Turnovers/ game	Assist/Turnover ratio	Steals/ game	Blocks/ game
19	22.7	11.5	43.1	41.5	82.1	2.7	0.9	1.1	0.9	0.4	0.0





2024-25 HONORS

SAM HOIBERG

JUNIOR • GUARD • 6-0 • 185 • LINCOLN, NEB. • PIUS X

- Third-year performer who provides a spark off the bench and averages 3.4 points, 2.1 rebounds and 1.6 assists per game
- Is among the Blg Ten leaders in steals at 1.4 per game while playing 18.6 minutes per game
- Had his seventh multi-steal game with two thefts in 14 minutes against USC
- Had eight points on 3-of-3 shooting, including a pair of 3-pointers, and an assist in 16 minutes at Maryland
- Finished with seven points, four assists and two steals in the loss at No. 20 Purdue
- Totaled five points, five rebounds and three assists at Iowa
- Played one of his best games of the year against No. 15 UCLA with seven points, three rebounds, two assists and three steals
- Dished out a career high five assists and had four rebounds in the win over Southern
- Totaled five points, three rebounds and two assists in 25 minutes vs. Oregon State
- Finished with seven points, three rebounds and a career-high four steals in 15 minutes against North Florida
- Scored a season-high nine points on 4-of-6 shooting with three steals in 24 minutes against South Dakota
- Played in all 34 games in 2023-24, averaging 3.4 points, 2.9 rebounds and 1.7 assists per game while posting a team-best 2.5-to-1 assist-to-turnover ratio
- Tied his career scoring high against Lindenwood in the 2023-24 season opener, matching his career high with 15 points, along with five rebounds and two assists
- Played in 21 contests in 2022-23 and was one of NU's top guards off the bench as he averaged 4.1 points per game on 55 percent shooting
- Poured in a career-high 15 points on 6-of-8 shooting in 26 minutes at Maryland on Jan. 27, 2023
- Garnered honorable-mention all-state honors as a senior, averaging 14.9 points, 4.2 rebounds and 3.8 assists at Lincoln Pius X High School in 2020-21, helping the school to an 18-4 record and a berth in the Class A (largest class) state tournament
- Sports communications major who was an academic all-district selection in 2024
- Is the son of NU Head Coach Fred Hoiberg, who played collegiately at Iowa State and in the NBA for a decade, while his oldest brother, Jack, played at both Michigan State (2017-21) and Texas Arlington (2021-22) and works in the San Antonio Spurs organization in the video department

CAREER STATS

		Field Goals		3-Point		F-Throws		Rebounds		PF-FO		TO BLK STL		Scoring	
SEASON	TEAM	GP-GS	MIN/AVG	FG-FGA	FG%	3FG-3FGA	3FG%	FT-FTA	FT%	OFF	DEF	TOT	AVG	PF	PTS
2022-23	Nebr	21-1	267/12.7	27-49	.551	9-22	.409	23-28	.821	8	30	38	1.8	19-0	86
2023-24	Nebr	34-0	669/19.7	37-98	.378	15-49	.306	26-38	.684	19	79	98	2.9	67-0	115
2024-25	Nebr	19-0	354/18.6	23-44	.523	8-18	.444	9-11	.818	6	33	39	2.1	33-1	63
TOTAL		74-1	1290/17.4	87-191	.455	32-89	.360	58-77	.753	33	142	175	2.4	119-1	264

MISC. STATS

Category	2024-25	Career
10+ Points	0	3
20+ Points	0	0
30+ Points	0	0
40+ Points	0	0
Double-Doubles	0	0
10+ Rebounds	0	0
10+ Assists	0	0
Led NU in Scoring	0	1
Led NU in Reb.	0	4
Led NU in Assists	1	5

SEASON/CAREER HIGHS

Points	
Season:	9, South Dakota (11/27/24)
College Career:	15, Two times (1/28/23)
Rebounds	
Season:	5, Two times (last, 1/7/25)
College Career:	7, South Carolina State (12/29/23)
Field Goals	
Season:	4, South Dakota (11/27/24)
College Career:	6, at Maryland (1/28/23)
3-Point Field Goals	
Season:	2, at Maryland (1/19/25)
College Career:	3, at Maryland (1/28/23)
Free Throws	
Season:	2, Four times (last, 1/4/25)
College Career:	5, Two times (last, 2/28/23)
Free Throw Attempts	
Season:	2, Five times (last, 1/7/25)
College Career:	6, Two times, (last 2/7/24)
Assists	
Season:	5, Southern (12/30/24)
College Career:	Same
Steals	
Season:	4, North Florida (12/1/24)
College Career:	4, Two times (last, 12/1/24)
Blocks	
Season:	1, at Creighton (11/22/24)
College Career:	1, Five times (last, 11/22/24)
Minutes Played	
Season:	25:19, at Iowa (1/7/25)
College Career:	37:01, Maryland (2/19/23)

2024-25 GAME BY GAME

		Total		3-Pointers		Free throws		Rebounds		PF		TO BLK STL		PTS	
Opponent	Date	GS	MIN	FG-FGA	PCT	3FG-3FGA	PCT	FT-FTA	PCT	OFF	DEF	TOT	AVG	PF	PTS
UTRGV	11/04/2024		12:23	0-1	.000	0-0	.000	0-0	.000	0	0	0	0.0	1	0
Bethune-Cookman	11/09/2024		18:24	0-5	.000	0-3	.000	0-1	.000	0	2	2	1.0	1	0
FDU	11/13/2024		23:20	1-4	.250	0-0	.000	0-0	.000	2	3	5	2.3	0	3
vs Saint Mary's (CA)	11/17/2024		16:06	0-0	.000	0-0	.000	0-0	.000	1	1	2	2.3	0	0
at Creighton	11/22/2024		14:53	0-1	.000	0-0	.000	0-0	.000	0	2	2	2.2	3	0
South Dakota	11/27/2024		23:47	4-6	.667	1-2	.500	0-0	.000	0	2	2	2.2	1	9
North Florida	12/01/2024		15:32	3-3	1.000	1-1	1.000	0-0	.000	0	3	3	2.3	0	7
at Michigan St.	12/07/2024		10:20	0-1	.000	0-1	.000	2-2	1.000	0	2	2	2.3	3	0
Indiana	12/13/2024		15:03	0-0	.000	0-0	.000	2-2	1.000	0	1	1	2.1	0	2
vs Murray St.	12/22/2024		22:35	1-3	.333	0-1	.000	0-0	.000	0	1	1	2.0	0	2
at Hawaii	12/23/2024		20:35	1-2	.500	0-1	.000	0-0	.000	0	0	0	1.8	1	2
vs Oregon St.	12/25/2024		25:08	1-1	1.000	1-1	1.000	2-2	1.000	1	2	3	1.9	2	5
Southern U.	12/30/2024		17:29	1-2	.500	0-1	.000	0-0	.000	0	4	4	2.1	3	2
UCLA	01/04/2025		22:21	2-3	.667	1-2	.500	2-2	1.000	0	3	3	2.1	2	7
at Iowa	01/07/2025		25:19	2-2	1.000	1-1	1.000	1-2	.500	0	5	5	2.3	5	6
at Purdue	01/12/2025		23:00	3-3	1.000	1-1	1.000	0-0	.000	1	0	1	2.3	2	7
Rutgers	01/16/2025		16:49	0-1	.000	0-0	.000	0-0	.000	1	0	1	2.2	2	0
at Maryland	01/19/2025		16:21	3-3	1.000	2-2	1.000	0-0	.000	0	1	1	2.1	3	8
Southern California	01/22/2025		14:29	1-3	.333	0-1	.000	0-0	.000	0	1	1	2.1	4	0
Totals			0	353:53	23-44	.523	8-18	.444	9-11	.818	6	33	39	2.1	63

Player Averages

Games Played	Minutes/game	Points/game	FG Pct	3FG Pct	FT Pct	Rebounds/game	Assists/game	Turnovers/game	Assist/Turnover ratio	Steals/game	Blocks/game
19	18.6	3.3	52.3	44.4	81.8	2.1	1.6	0.8	1.9	1.4	0.1



2024-25 HONORS

AHRON ULLIS

SENIOR • GUARD • 6-3 • 190 • CHICAGO, ILL. • IOWA

- Shares point guard duties and averages 2.8 points, 1.9 rebounds and 1.9 assists per game while posting a 2.6-to-1 assist-to-turnover ratio
- Made his first start of the season against USC, finishing with three rebounds in 14 minutes
- Dished out a career-high 10 assists - the most by a Husker since March 1, 2022 - along with three points, four boards and two steals at Maryland
- Had two points, two rebounds and a steal in six minutes off the bench against Rutgers
- Finished with six points on 3-of-4 shooting at No. 20 Purdue
- Returned to action against No. 15 UCLA, scoring two points and an assist in nine minutes vs. UCLA, his first action since Dec. 13
- Had three points, two assists and two rebounds in 17 minutes in the win over Indiana
- Tied for the team high with three assists in 14 minutes at Michigan State
- Reached double figures for the first time as a Husker against North Florida with 10 points, three assists and two steals
- Hit a halfcourt buzzer beater and added two boards and a steal in the win over South Dakota
- Had two points and a steal in 11 minutes against No. 14 Creighton
- Made a significant impact in NU's win over FDU with eight points, three assists and three boards in 20 minutes off the bench
- Provided a spark with five points, five rebounds and an assist in 17 minutes against Bethune-Cookman
- Sat out the 2023-24 season after spending three seasons at Iowa, helping the Hawkeyes to three-straight NCAA Tournaments
- Started 27 games in 2022-23, averaging 6.1 points, 2.1 assists and 1.6 rebounds per game
- Had a career-high 17 points on 8-of-10 shooting at Michigan State, which was one of five double-figure efforts that season
- Ullis was a two-time East Suburban Catholic Conference (ESCC) Player of the Year and was named to the AP All-State Class 4A First Team as a senior at Marian Catholic
- Averaged 20.3 points, 4.1 rebounds and 2.8 assists per game as a senior and totaled over 1,500 career points to rank second on the school's all-time scoring list
- Led Marian Catholic to its first third-place finish at the Illinois 3A state championship, as well as sectional and super-sectional championships in 2019
- His older brother (Tyler) was a consensus All-American at Kentucky in 2016 and the No. 34 overall pick by the Phoenix Suns in the 2016 NBA Draft

CAREER STATS

				Field Goals		3-Point		F-Throws		Rebounds												Scoring	
SEASON	TEAM	GP-GS	MIN/AVG	FG-FGA	FG%	3FG-3FGA	3FG%	FT-FTA	FT%	OFF	DEF	TOT	AVG	PF-FO	A	TO	BLK	STL	PTS	AVG			
2020-21	Iowa	17-0	120/7.0	5-15	.333	0-3	.000	18-20	.900	6	9	15	0.9	8-0	20	6	1	1	28	1.6			
2021-22	Iowa	35-0	486/13.9	34-100	.340	4-12	.333	38-48	.792	19	50	69	2.0	41-0	73	32	0	19	110	3.1			
2022-23	Iowa	32-27	722/22.6	72-182	.396	22-69	.319	29-41	.707	6	44	50	1.6	42-0	67	35	4	17	195	6.1			
2024-25	Nebr	15-1	217/14.4	18-51	.353	3-17	.176	5-14	.357	8	20	28	1.9	19-0	29	11	0	10	44	2.9			
TOTAL FOR Nebr		15-1	217/14.4	18-51	.353	3-17	.176	5-14	.357	8	20	28	1.9	19-0	29	11	0	10	44	2.9			
TOTAL		99-28	1544/15.6	129-348	.371	29-101	.287	90-123	.732	39	123	162	1.6	110-0	189	84	5	47	377	3.8			

MISC. STATS

Category	2024-25	Career*
10+ Points	1	8
20+ Points	0	0
30+ Points	0	0
40+ Points	0	0
Double-Doubles	0	0
10+ Rebounds	0	0
10+ Assists	1	1
Led NU in Scoring	0	0
Led NU in Reb.	0	0
Led NU in Assists	3	3

\*-Includes Iowa

SEASON/CAREER HIGHS

Points	
Season:	10, North Florida (12/1/24)
College Career:	17, at Michigan State (1/26/23)
Rebounds	
Season:	5, Bethune-Cookman (11/9/24)
College Career:	7, Iowa State (12/8/22)
Field Goals	
Season:	4, Two times (last, 12/1/24)
College Career:	8, at Michigan State (1/26/23)
3-Point Field Goals	
Season:	1, Three times (last, 12/13/24)
College Career:	2, Four times (last, 1/29/23)
Free Throws	
Season:	3, Bethune-Cookman (11/9/24)
College Career:	7, Two times (last, 1/31/22)
Free Throw Attempts	
Season:	4, Bethune-Cookman (11/9/24)
College Career:	8, Two times (last, 1/31/22)
Assists	
Season:	10, at Maryland (1/19/25)
College Career:	Same
Steals	
Season:	2, Two Times (last, 1/19/25)
College Career:	3, Illinois (12/6/21)
Blocks	
Season:	None
College Career:	1, Five times (last, 2/12/23)
Minutes Played	
Season:	27:27, at Maryland (1/19/25)
College Career:	35:46, Iowa State (12/8/22)

2024-25 GAME BY GAME

Opponent	Date	GS	MIN	Total		3-Pointers		Free throws		Rebounds				PF	A	TO	BLK	STL	PTS	AVG
				FG-FGA	PCT	3FG-3FGA	PCT	FT-FTA	PCT	OFF	DEF	TOT	AVG							
UTRGV	11/04/2024		10:35	0-1	.000	0-1	.000	0-0	.000	1	1	2	2.0	1	2	0	0	1	0	0.0
Bethune-Cookman	11/09/2024		16:41	1-5	.200	0-3	.000	3-4	.750	3	2	5	3.5	2	1	0	0	0	5	2.5
FDU	11/13/2024		19:38	4-5	.800	0-1	.000	0-1	.000	0	3	3	3.3	3	3	1	0	1	8	4.3
vs Saint Mary's (CA)	11/17/2024		14:17	0-5	.000	0-1	.000	0-0	.000	1	2	3	3.3	2	2	1	0	0	0	3.3
at Creighton	11/22/2024		11:08	1-3	.333	0-1	.000	0-1	.000	0	0	0	2.6	1	0	1	0	1	2	3.0
South Dakota	11/27/2024		11:24	1-4	.250	1-2	.500	0-1	.000	1	1	2	2.5	0	1	2	0	1	3	3.0
North Florida	12/01/2024		22:01	4-7	.571	1-2	.500	1-2	.500	0	1	1	2.3	1	3	0	0	2	10	4.0
at Michigan St.	12/07/2024		13:49	0-3	.000	0-2	.000	0-0	.000	0	1	1	2.1	3	3	0	0	0	0	3.5
Indiana	12/13/2024		16:41	1-4	.250	1-2	.500	0-2	.000	0	2	2	2.1	1	2	1	0	1	3	3.4
UCLA	01/04/2025		09:19	1-1	1.000	0-0	.000	0-0	.000	0	0	0	1.9	1	1	0	0	0	2	3.3
at Iowa	01/07/2025		07:23	0-0	.000	0-0	.000	0-0	.000	0	0	0	1.7	0	1	1	0	0	0	3.0
at Purdue	01/12/2025		15:25	3-4	.750	0-1	.000	0-0	.000	0	0	0	1.6	1	0	1	0	0	6	3.3
Rutgers	01/16/2025		06:23	1-2	.500	0-0	.000	0-1	.000	2	0	2	1.6	1	0	0	0	1	2	3.2
at Maryland	01/19/2025		27:27	1-6	.167	0-1	.000	1-2	.500	0	4	4	1.8	1	10	1	0	2	3	3.1
Southern California	01/22/2025	*	14:21	0-1	.000	0-0	.000	0-0	.000	0	3	3	1.9	1	0	2	0	0	0	2.9
Totals			1 216:33	18-51	.353	3-17	.176	5-14	.357	8	20	28	1.9	19	29	11	0	10	44	2.9

Player Averages

Games Played	Minutes/ game	Points/ game	FG Pct	3FG Pct	FT Pct	Rebounds/ game	Assists/ game	Turnovers/ game	Assist/Turnover ratio	Steals/ game	Blocks/ game
15	14.4	2.9	35.3	17.6	35.7	1.9	1.9	0.7	2.6	0.7	0.0



2024-25 HONORS

- Diamond Head Classic MVP
- Diamond Head Classic All-Tournament Team
- Lute Olson National Player of the Week (12/30/24)
- USBWA National Player of the Week (12/16/24; 12/30/24)
- NCAA.com Player of the Week (12/30/24)
- Big Ten Player of the Week (12/16/24)

MISC. STATS

Category	2024-25	Career*
10+ Points	17	81
20+ Points	8	24
30+ Points	2	5
40+ Points	0	0
Double-Doubles	0	5
10+ Rebounds	0	6
10+ Assists	0	0
Led NU in Scoring	9	15
Led NU in Reb.	3	11
Led NU in Assists	6	18

\*-Includes Charlotte

SEASON/CAREER HIGHS

Points	
Season:	32, at Hawai'i (12/23/24)
College Career:	32, Two times (last, 12/23/24)
Rebounds	
Season:	7, Two times (last, 12/30/24)
College Career:	13, Rice (2/25/23)
Field Goals	
Season:	10, Three times (last, 1/7/25)
College Career:	12, UAB (3/4/23)
3-Point Field Goals	
Season:	4, Three times (last, 1/7/25)
College Career:	4, Six times (last, 1/7/25)
Free Throws	
Season:	11, Two times (last, 1/4/25)
College Career:	11, Three times (last, 1/4/25)
Free Throw Attempts	
Season:	12, UCLA (1/5/25)
College Career:	14, Louisiana Tech (12/31/22)
Assists	
Season:	6, North Florida (12/1/24)
College Career:	9, Purdue (1/9/24)
Steals	
Season:	3, Two Times (last, 1/19/25)
College Career:	4, Indiana (1/3/24)
Blocks	
Season:	1, Five times (last, 1/19/25)
College Career:	3, Two times (last, 3/20/23)
Minutes Played	
Season:	38:31, at Iowa (1/7/25)
College Career:	45:37, UAB (3/4/23)

BRICE WILLIAMS

SENIOR • GUARD • 6-7 • 214 • HUNTERSVILLE, N.C. • CHARLOTTE

- Two-time National Player of the Week who averages 18.5 points, 3.7 rebounds and 2.5 assists per game
- Ranks among the Big Ten leaders in both scoring and free throw percentage (.920)
- Three-level scorer who is a career 39 percent shooter from 3-point range and has the ability to guard multiple positions
- Scored 15 of his 17 points in the second half against USC while adding four rebounds and two steals
- Totaled 16 points, four boards, three assists and a season-high three steals at Maryland
- Posted his eighth 20-point game of the season vs. Rutgers with 21 points, four rebounds and three assists
- Led NU with 28 points, including a buzzer-beating 3-pointer to send the game to OT, and four rebounds at Iowa
- Helped NU to a win over No. 15 UCLA with 16 points, including 11-of-12 from the line, and six rebounds
- Named MVP of the Diamond Head Classic, as he had 25 points, seven rebounds, four assists and two steals vs. Oregon State
- Matched his career high in both points (32) and 3-pointers (four) and added three assists in the win at Hawai'i, finished with 21 second-half points
- Posted his first 30-point game as a Husker, going 10-of-15 from the field and adding six rebounds and five boards in the win over Indiana as he was named one of five USBWA National Players of the Week and Big Ten Player of the Week
- Tied for team-high honors in the win over No. 14 Creighton with 16 points, including 8-of-8 from the foul line
- Finished with 28 points on 8-of-11 shooting from the floor and 11-of-11 from the line vs. Saint Mary's
- Opened the season with a 27-point effort against UTRGV, including 10-of-11 from the line, as he had 19 first-half points
- Averaged 13.7 points, 5.5 rebounds and 2.5 assists per game in 2023-24, as he started all 34 contests
- Was in double figures a team-high 25 times, including a season-high 25-point effort in the win over Oregon State
- Returned from a knee injury to earn second-team All-Conference USA honors in 2022-23, averaging 13.8 points and 5.8 rebounds per game while shooting almost 40 percent from 3-point range
- MVP of the 2023 College Basketball Invitational, averaging 16.3 points, 7.8 rebounds and 3.0 assists per game and a pair of double-doubles
- Graduated from Charlotte with a degree in mass communications in July of 2023 and is in NU's graduate program
- His late father (Henry) is Charlotte's all-time leading scorer with 2,383 points and was a second-round pick of the San Antonio Spurs in 1992 before playing in Europe for a decade

CAREER STATS

		Field Goals				3-Point		F-Throws		Rebounds			PF-FO			A			TO			BLK			STL			Scoring	
SEASON	TEAM	GP-GS	MIN/AVG	FG-FGA	FG%	3FG-3FGA	3FG%	FT-FTA	FT%	OFF	DEF	TOT	AVG	PF	FO	A	TO	BLK	STL	PTS	AVG								
2019-20	CLT	27-0	244/9.0	23-62	.371	9-30	.300	8-12	.667	5	35	40	1.5	18-0	4	11	7	6	63	2.3									
2020-21	CLT	25-14	738/29.5	86-182	.473	31-72	.431	40-57	.702	20	79	99	4.0	54-0	25	27	11	19	243	9.7									
2022-23	CLT	36-13	976/27.1	170-355	.479	58-146	.397	97-115	.843	28	162	190	5.3	48-1	43	46	13	20	495	13.8									
2023-24	Nebr	34-34	1011/29.7	143-322	.444	50-129	.388	119-141	.844	30	156	186	5.5	87-3	84	61	21	37	455	13.4									
2024-25	Nebr	19-19	592/31.2	109-228	.478	30-81	.370	104-113	.920	9	62	71	3.7	32-0	48	47	5	24	352	18.5									
TOTAL FOR Nebr		53-53	1603/30.2	252-550	.458	80-210	.381	223-254	.878	39	218	257	4.8	119-3	132	108	26	61	807	15.2									
TOTAL		141-80	3561/25.3	531-1149	.462	178-458	.389	368-438	.840	92	494	586	4.2	239-4	204	192	57	106	1608	11.4									

2024-25 GAME BY GAME

Opponent	Date	GS	MIN	Total		3-Pointers		Free throws		Rebounds			PF		A		TO		BLK		STL		PTS		AVG	
				FG-FGA	PCT	3FG-3FGA	PCT	FT-FTA	PCT	OFF	DEF	TOT	AVG	PF	A	TO	BLK	STL	PTS	AVG						
UTRGV	11/04/2024	*	27:47	8-18	.444	1-6	.167	10-11	.909	1	4	5	5.0	0	0	2	0	0	2	0	27	27.0				
Bethune-Cookman	11/09/2024	*	25:54	2-6	.333	2-4	.500	4-5	.800	1	2	3	4.0	3	2	6	0	1	10	18.5						
FDU	11/13/2024	*	26:09	2-9	.222	0-2	.000	6-7	.857	3	3	6	4.7	2	1	0	1	1	10	15.7						
vs Saint Mary's (CA)	11/17/2024	*	26:43	8-12	.667	1-2	.500	11-11	1.000	0	3	3	4.3	4	1	2	1	0	28	18.8						
at Creighton	11/22/2024	*	31:25	4-12	.333	0-1	.000	8-8	1.000	0	2	2	3.8	1	0	1	0	1	16	18.2						
South Dakota	11/27/2024	*	27:14	7-11	.636	4-6	.667	3-4	.750	0	0	0	3.2	4	4	2	0	3	21	18.7						
North Florida	12/01/2024	*	31:01	6-11	.545	2-5	.400	3-3	1.000	0	1	1	2.9	1	6	1	0	0	17	18.4						
at Michigan St.	12/07/2024	*	33:36	3-7	.429	1-3	.333	4-4	1.000	0	0	0	2.5	1	0	2	0	1	11	17.5						
Indiana	12/13/2024	*	34:25	10-15	.667	2-3	.667	8-11	.727	0	6	6	2.9	1	5	2	0	1	30	18.9						
vs Murray St.	12/22/2024	*	29:31	4-10	.400	1-3	.333	0-0	.000	0	2	2	2.8	2	2	2	1	2	9	17.9						
at Hawaii	12/23/2024	*	33:33	10-18	.556	4-5	.800	8-8	1.000	0	2	2	2.7	1	3	2	0	2	32	19.2						
vs Oregon St.	12/25/2024	*	32:29	9-13	.692	1-4	.250	6-6	1.000	0	7	7	3.1	1	4	3	0	2	25	19.7						
Southern U.	12/30/2024	*	29:45	3-5	.600	1-3	.333	4-5	.800	1	6	7	3.4	2	4	5	0	1	11	19.0						
UCLA	01/04/2025	*	33:24	2-12	.167	1-5	.200	11-12	.917	0	6	6	3.6	1	2	3	0	1	16	18.8						
at Iowa	01/07/2025	*	38:31	10-20	.500	4-9	.444	4-4	1.000	0	4	4	3.6	3	2	3	0	2	28	19.4						
at Purdue	01/12/2025	*	29:03	2-8	.250	0-2	.000	5-5	1.000	1	4	5	3.7	0	4	4	0	1	9	18.8						
Rutgers	01/16/2025	*	35:22	8-15	.533	3-7	.429	2-2	1.000	1	3	4	3.7	1	3	2	1	0	21	18.9						
at Maryland	01/19/2025	*	32:46	6-14	.429	0-3	.000	2-2	1.000	1	3	4	3.7	2	3	2	1	3	14	18.6						
Southern California	01/22/2025	*	33:26	5-12	.417	2-8	.250	5-5	1.000	0	4	4	3.7	2	2	3	0	2	17	18.5						
Totals				19	592:04	109-228	.478	30-81	.370	104-113	.920	9	62	71	3.7	32	48	47	5	24	352	18.5				

Player Averages

Games Played	Minutes/ game	Points/ game	FG Pct	3FG Pct	FT Pct	Rebounds/ game	Assists/ game	Turnovers/ game	Assist/Turnover ratio	Steals/ game	Blocks/ game
19	31.2	18.5	47.8	37.0	92.0	3.7	2.5	2.5	1.0	1.3	0.3



2024-25 HONORS

MISC. STATS

Category	2024-25	Career*
10+ Points	11	47
20+ Points	3	6
30+ Points	0	0
40+ Points	0	0
Double-Doubles	1	9
10+ Rebounds	1	11
10+ Assists	0	0
Led NU in Scoring	4	11
Led NU in Reb.	4	14
Led NU in Assists	2	2

\*Includes Alabama

SEASON/CAREER HIGHS

<b>Points</b>		
Season:	27, USC (1/22/25)	
College Career:	Same	
<b>Rebounds</b>		
Season:	13, at Iowa (1/7/25)	
College Career:	18, at Kansas State (12/17/23)	
<b>Field Goals</b>		
Season:	11, USC (1/22/25)	
College Career:	Same	
<b>3-Point Field Goals</b>		
Season:	3, Three Times (last, 1/4/25)	
College Career:	4, Minnesota (2/25/24)	
<b>Free Throws</b>		
Season:	7, Two times (last, 12/25/24)	
College Career:	Same	
<b>Free Throw Attempts</b>		
Season:	10 vs. Oregon State (12/25/24)	
College Career:	Same	
<b>Assists</b>		
Season:	5, FDU (11/13/24)	
College Career:	Same	
<b>Steals</b>		
Season:	5, Bethune-Cookman (11/9/24)	
College Career:	Same	
<b>Blocks</b>		
Season:	2, Three times (last, 12/23/24)	
College Career:	4, South Carolina State (12/29/23)	
<b>Minutes Played</b>		
Season:	36:17, at Iowa (1/7/25)	
College Career:	36:27, Iowa (12/29/22)	

JUWAN GARY

SENIOR • GUARD/FORWARD • 6-6 • 226 • COLUMBIA, S.C. • ALABAMA

- Third-year starter who can play the frontcourt or on the wing and is one of the best defenders in the Big Ten
- Has started all 19 games, averaging 12.5 points, 4.5 rebounds and 1.2 steals per game
- Finished with a career high 27 points on 11-of-19 shooting along with three rebounds vs. USC
- Recorded his second 20-point game against Rutgers with 21 points, seven rebounds and two steals in 34 minutes
- Collected his first double-double of the season at Iowa with 13 points and 13 rebounds, including eight offensive boards
- Had 10 points, four rebounds, two steals and a blocked shot in the win over No. 15 UCLA
- Totaled 14 points and two steals in the win over Oregon State in the Diamond Head Classic title game
- Scored a season-high 21-point effort at Hawai'i, going 8-of-10 from the field, including 3-of-4 from 3-point range
- Had nine points, three boards and an assist vs. Murray State, finishing with a +21 in 23 minutes
- Totaled 14 points, including a pair of 3-pointers, and five rebounds in the win over Indiana
- Was solid in the win over North Florida with 18 points, five rebounds and two blocked shots in 23 minutes
- Sparked NU's effort against No. 14 Creighton with 16 points, seven rebounds and a pair of steals while limiting Creighton to 32 percent shooting
- Led NU with 19 points and a career-high five assists in the win over FDU, including a 7-of-8 effort from the foul line
- Nearly posted a double-double with 11 points, nine rebounds and a career-high five steals in the win over Bethune-Cookman
- Started 20 games in 2023-24 and averaged 11.6 points and 6.1 rebounds per game while leading NU in steals and blocks per game
- Reached double figures 16 times in 2023-24, including three 20-point games, and had five double-doubles
- Starting forward who played in 17 games before suffering a season-ending left shoulder injury on Jan. 10, 2023
- Played in 29 games at Alabama in 2021-22, averaging 6.5 points per game on 51 percent shooting and 3.4 rebounds per game
- Helped Alabama to an SEC title and an NCAA Sweet 16 berth in 2020-21, playing in 30 games, including two starts, as Alabama went 26-7
- Suffered a torn right ACL in October of 2019 and missed the entire season
- Ranked No. 64 overall by ESPN and was No. 82 in the RSCI Composite after averaging 25 points, seven rebounds and two blocks per game for Liberty Heights Charter School

CAREER STATS

				Field Goals		3-Point		F-Throws		Rebounds										Scoring	
SEASON	TEAM	GP-GS	MIN/AVG	FG-FGA	FG%	3FG-3FGA	3FG%	FT-FTA	FT%	OFF	DEF	TOT	AVG	PF-FO	A	TO	BLK	STL	PTS	AVG	
2020-21	UA	30-2	284/9.5	48-89	.539	1-9	.111	18-34	.529	40	45	85	2.8	40-1	5	13	12	14	115	3.8	
2021-22	UA	29-16	450/15.5	73-142	.514	9-41	.220	33-54	.611	49	50	99	3.4	61-1	9	18	16	17	188	6.5	
2022-23	Nebr	17-17	502/29.6	64-147	.435	15-57	.263	18-29	.621	35	75	110	6.5	32-0	14	15	9	24	161	9.5	
2023-24	Nebr	28-20	757/27.0	122-245	.498	26-85	.306	55-81	.679	62	108	170	6.1	61-2	35	20	21	31	325	11.6	
2024-25	Nebr	19-19	533/28.0	82-192	.427	19-69	.275	55-72	.764	27	58	85	4.5	38-0	16	24	11	23	238	12.5	
TOTAL FOR Nebr		64-56	1793/28.0	268-584	.459	60-211	.284	128-182	.703	124	241	365	5.7	131-2	65	59	41	78	724	11.3	
TOTAL		123-74	2526/20.5	389-815	.477	70-261	.268	179-270	.663	213	336	549	4.5	232-4	79	90	69	109	1027	8.3	

2024-25 GAME BY GAME

Opponent	Date	GS	MIN	Total		3-Pointers		Free throws		Rebounds				PF	A	TO	BLK	STL	PTS	AVG
				FG-FGA	PCT	3FG-3FGA	PCT	FT-FTA	PCT	OFF	DEF	TOT	AVG							
UTRGV	11/04/2024	*	25:22	2-8	.250	1-4	.250	4-4	1.000	2	2	4	4.0	2	0	2	0	1	9	9.0
Bethune-Cookman	11/09/2024	*	31:19	4-10	.400	0-1	.000	3-4	.750	2	7	9	6.5	0	1	1	0	5	11	10.0
FDU	11/13/2024	*	29:37	5-9	.556	2-5	.400	7-8	.875	0	2	2	5.0	0	5	1	2	2	19	13.0
vs Saint Mary's (CA)	11/17/2024	*	26:58	1-5	.200	0-2	.000	1-2	.500	2	2	4	4.8	3	2	2	0	2	3	10.5
at Creighton	11/22/2024	*	33:43	6-13	.462	2-5	.400	2-2	1.000	2	5	7	5.2	3	1	0	0	2	16	11.6
South Dakota	11/27/2024	*	02:22	0-1	.000	0-1	.000	0-0	.000	0	1	1	4.5	0	0	0	0	0	0	9.7
North Florida	12/01/2024	*	23:14	7-12	.583	1-4	.250	3-4	.750	1	4	5	4.6	1	0	0	2	0	18	10.9
at Michigan St.	12/07/2024	*	28:46	4-11	.364	1-5	.200	0-2	.000	0	3	3	4.4	1	0	3	0	0	9	10.6
Indiana	12/13/2024	*	31:50	5-10	.500	2-4	.500	2-3	.667	1	4	5	4.4	4	1	2	0	0	14	11.0
vs Murray St.	12/22/2024	*	22:45	2-8	.250	0-0	.000	5-5	1.000	0	3	3	4.3	4	1	0	1	0	9	10.8
at Hawaii	12/23/2024	*	31:01	8-10	.800	3-4	.750	2-2	1.000	1	3	4	4.3	4	0	3	2	1	21	11.7
vs Oregon St.	12/25/2024	*	26:24	3-8	.375	1-4	.250	7-10	.700	1	0	1	4.0	2	0	1	0	2	14	11.9
Southern U.	12/30/2024	*	22:51	3-8	.375	1-4	.250	2-4	.500	0	2	2	3.8	3	3	0	0	1	9	11.7
UCLA	01/04/2025	*	28:04	3-7	.429	3-5	.600	1-2	.500	1	3	4	3.9	2	0	1	1	2	10	11.6
at Iowa	01/07/2025	*	36:17	5-21	.238	0-3	.000	3-4	.750	8	5	13	4.5	4	1	2	1	2	13	11.7
at Purdue	01/12/2025	*	28:48	4-10	.400	0-5	.000	2-2	1.000	1	0	1	4.3	2	0	2	0	0	10	11.6
Rutgers	01/16/2025	*	33:54	6-13	.462	2-6	.333	6-8	.750	2	5	7	4.4	1	1	0	0	2	20	12.1
at Maryland	01/19/2025	*	34:58	3-9	.333	0-2	.000	0-0	.000	2	5	7	4.6	2	0	2	1	1	6	11.7
Southern California	01/22/2025	*	34:36	11-19	.579	0-5	.000	5-6	.833	1	2	3	4.5	0	0	2	1	0	27	12.5
Totals			19 532:50	82-192	.427	19-69	.275	55-72	.764	27	58	85	4.5	38	16	24	11	23	238	12.5

Player Averages

Games Played	Minutes/ game	Points/ game	FG Pct	3FG Pct	FT Pct	Rebounds/ game	Assists/ game	Turnovers/ game	Assist/Turnover ratio	Steals/ game	Blocks/ game
19	28.0	12.5	42.7	27.5	76.4	4.5	0.8	1.3	0.7	1.2	0.6





# BRADEN FRAGER

FRESHMAN • FORWARD • 6-7 • 220 • LINCOLN, NEB. • SOUTHWEST HIGH SCHOOL

- True freshman who was a three-year performer at Lincoln Southwest High School before reclassifying to the class of 2024
- Three-star recruit by On3, 247Sports and Rivals, Frager was ranked among the top-200 players in the country before he reclassified
- Two-time honorable-mention all-state performer by the Lincoln Journal Star who averaged 18.3 ppg, 7.0 rpg, 1.2 apg and 1.2 spg in 2023-24
- Totaled 20+ points in six of his final eight games, including a school-record 39-point performance at Kearney
- Played for the ETG Midwest AAU program for Coach Ryan Reeder, averaging 15.0 ppg during his final season of AAU basketball
- Selected Nebraska over Creighton and Iowa State

## 2024-25 HONORS

## CAREER STATS

### MISC. STATS

Category	2024-25	Career*
10+ Points	0	0
20+ Points	0	0
30+ Points	0	0
40+ Points	0	0
Double-Doubles	0	0
10+ Rebounds	0	0
10+ Assists	0	0
Led NU in Scoring	0	0
Led NU in Reb.	0	0
Led NU in Assists	0	0

## 2024-25 GAME BY GAME

### SEASON/CAREER HIGHS

#### Points

Season:

College Career:

#### Rebounds

Season:

College Career:

#### Field Goals

Season:

College Career:

#### 3-Point Field Goals

Season:

College Career:

#### Free Throws

Season:

College Career:

#### Free Throw Attempts

Season:

College Career:

#### Assists

Season:

College Career:

#### Steals

Season:

College Career:

#### Blocks

Season:

College Career:

#### Minutes Played

Season:

College Career:



2024-25 HONORS

JEFFREY GRACE III

JUNIOR • GUARD • 6-3 • 200 • ELMHURST, ILL. • ARIZONA STATE

- A two-year letterwinner who walked on to the program after beginning his career at Arizona State
- Has appeared in eight games, totaling five points, three rebounds and a steal in eight minutes
- Had a steal in 1:18 of action at No. 20 Purdue
- Had a basket and a rebound in two minutes vs. North Florida
- Grabbed a rebound in limited time against South Dakota
- Made his 2024-25 debut against FDU, hitting a 3-point play and grabbing an offensive board in 1:40 of action
- Played in 16 games in 2023-24, including all three of NU's postseason games, and had six points and three rebounds in 23 minutes
- Played in 11 games as a redshirt freshman, totaling four points and three rebounds
- Was an Academic All-Big Ten pick and Big Ten Distinguished Scholar in 2023-24 (3.70 GPA for the year)
- Was one of 20 Husker student-athletes across sports to attend No Filter Life Skills trip to Ecuador in August of 2024
- A two-time West Suburban Conference selection at York (Ill.) High School, averaging 11.0 ppg, 5.0 rpg and 3.0 apg during his senior season
- Played his AAU basketball with Breakaway Basketball, where he was a club teammate of Sam Hoiberg for several years

MISC. STATS

Category	2024-25	Career
10+ Points	0	0
20+ Points	0	0
30+ Points	0	0
40+ Points	0	0
Double-Doubles	0	0
10+ Rebounds	0	0
10+ Assists	0	0
Led NU in Scoring	0	0
Led NU in Reb.	0	0
Led NU in Assists	0	0

SEASON/CAREER HIGHS

Points	
Season:	3, FDU (11/13/24)
College Career:	Same
Rebounds	
Season:	1, Three times (last, 12/1/24)
College Career:	1, Nine times (last, 12/1/24)
Field Goals	
Season:	1, Two times (last, 12/1/24)
College Career:	1, Five times (last, 12/1/24)
3-Point Field Goals	
Season:	
College Career:	None
Free Throws	
Season:	1, FDU (11/13/24)
College Career:	2, Two times (last, 12/29/23)
Free Throw Attempts	
Season:	1, FDU (11/13/24)
College Career:	2, Four times (last, 3/10/24)
Assists	
Season:	
College Career:	1, Three times (last, 11/6/23)
Steals	
Season:	1, at Purdue (1/12/25)
College Career:	1, Two times (last, 1/12/25)
Blocks	
Season:	
College Career:	None
Minutes Played	
Season:	2:03, North Florida (12/1/24)
College Career:	4:00, Lindenwood (11/6/23)

CAREER STATS

		Field Goals				3-Point		F-Throws		Rebounds			Scoring							
SEASON	TEAM	GP-GS	MIN/AVG	FG-FGA	FG%	3FG-3FGA	3FG%	FT-FTA	FT%	OFF	DEF	TOT	AVG	PF-FO	A	TO	BLK	STL	PTS	AVG
2022-23	Nebr	11-0	12/1.1	1-2	.500	0-1	.000	2-4	.500	2	1	3	0.3	0-0	1	2	0	1	4	0.4
2023-24	Nebr	16-0	23/1.4	2-4	.500	0-1	.000	2-5	.400	2	1	3	0.2	2-0	2	1	0	0	6	0.4
2024-25	Nebr	8-0	8/1.1	2-4	.500	0-0	.000	1-1	1.000	2	1	3	0.4	1-0	0	0	0	1	5	0.6
TOTAL		35-0	43/1.2	5-10	.500	0-2	.000	5-10	.500	6	3	9	0.3	3-0	3	3	0	2	15	0.4

2024-25 GAME BY GAME

Opponent	Date	GS	MIN	Total		3-Pointers		Free throws		Rebounds				PF		A	TO	BLK	STL	PTS	AVG
				FG-FGA	PCT	3FG-3FGA	PCT	FT-FTA	PCT	OFF	DEF	TOT	AVG								
FDU	11/13/2024		01:40	1-2	.500	0-0	.000	1-1	1.000	1	0	1	1.0	0	0	0	0	0	3	3.0	
South Dakota	11/27/2024		00:56	0-0	.000	0-0	.000	0-0	.000	1	0	1	1.0	0	0	0	0	0	0	1.5	
North Florida	12/01/2024		02:03	1-2	.500	0-0	.000	0-0	.000	0	1	1	1.0	0	0	0	0	0	2	1.7	
vs Oregon St.	12/25/2024		00:09	0-0	.000	0-0	.000	0-0	.000	0	0	0	0.8	0	0	0	0	0	0	1.3	
Southern U.	12/30/2024		02:00	0-0	.000	0-0	.000	0-0	.000	0	0	0	0.6	0	0	0	0	0	0	1.0	
at Iowa	01/07/2025		00:12	0-0	.000	0-0	.000	0-0	.000	0	0	0	0.5	1	0	0	0	0	0	0.8	
at Purdue	01/12/2025		01:18	0-0	.000	0-0	.000	0-0	.000	0	0	0	0.4	0	0	0	0	1	0	0.7	
Rutgers	01/16/2025		00:10	0-0	.000	0-0	.000	0-0	.000	0	0	0	0.4	0	0	0	0	0	0	0.6	
Totals		0	08:29	2-4	.500	0-0	.000	1-1	1.000	2	1	3	0.4	1	0	0	0	1	5	0.6	

Player Averages

Games Played	Minutes/ game	Points/ game	FG Pct	3FG Pct	FT Pct	Rebounds/ game	Assists/ game	Turnovers/ game	Assist/Turnover ratio	Steals/ game	Blocks/ game
8	1.1	0.6	50.0	0.0	100.0	0.4	0.0	0.0	0.0	0.1	0.0



2024-25 HONORS

- Diamond Head Classic All-Tournament Team

MISC. STATS

Category	2024-25	Career*
10+ Points	4	6
20+ Points	0	0
30+ Points	0	0
40+ Points	0	0
Double-Doubles	0	0
10+ Rebounds	0	0
10+ Assists	0	0
Led NU in Scoring	0	0
Led NU in Reb.	5	5
Led NU in Assists	0	0

SEASON/CAREER HIGHS

Points		
Season:	16, vs. Oregon State (12/25/24)	
College Career:	Same	
Rebounds		
Season:	9, Four times (last, 12/30/24)	
College Career:	Same	
Field Goals		
Season:	6, vs. Oregon State (12/25/24)	
College Career:	Same	
3-Point Field Goals		
Season:	3, vs. Oregon State (12/25/24)	
College Career:	Same	
Free Throws		
Season:	5, vs. Saint Mary's (11/17/24)	
College Career:	5, Two times (last, 11/17/24)	
Free Throw Attempts		
Season:	6, vs. Saint Mary's (11/17/24)	
College Career:	9, Chaminade (11/21/23)	
Assists		
Season:	3, Three times (last, 12/13/24)	
College Career:	3, Two times (last, 11/13/24)	
Steals		
Season:	4, at Purdue (1/12/24)	
College Career:	Same	
Blocks		
Season:	3, vs. Saint Mary's (11/17/24)	
College Career:	Same	
Minutes Played		
Season:	29:47, vs. Oregon State (12/25/24)	
College Career:	32:21, Washington (1/14/24)	

BERKE BÜYÜKTUNCEL

SOPHOMORE • FORWARD • 6-10 • 240 • BURSA, TÜRKİYE • UCLA

- UCLA transfer who can play a number of spots in the frontcourt with his skillset and playmaking ability
- Averages 7.2 points, 5.8 rebounds, 1.2 steals and 0.8 blocks per game while shooting 48 percent from the field
- Had six points, four rebounds and a blocked shot against USC
- Had eight points, including 2-of-2 from 3-point range and four rebounds before fouling out at Maryland
- Finished with eight points, including a pair of 3-pointers, three rebounds and a career-high four steals at No. 20 Purdue
- Totalled eight points, three boards, two blocks and two steals in the overtime loss at Iowa
- Matched his career high with nine rebounds in the win over No. 15 UCLA
- Tied his career high with nine rebounds and had six points and two boards in 30 minutes vs. Southern
- Earned a spot on the Diamond Head Classic All-Tournament team with a career-high 16 points on 6-of-8 shooting, including 3-of-4 from 3-point range, vs. Oregon State
- Matched career highs in both rebounds (nine) and steals (three) in 28 minutes against Hawai'i
- Finished with six points and a season-high nine rebounds in the win over Murray State
- Nearly recorded a double-double at No. 14 Creighton with 12 points and nine boards, along with two assists and two steals in NU's 74-63 win
- Recorded a career-high 15 points on 5-of-7 shooting from the field while adding personal bests in blocks (three) and steals (three) vs. Saint Mary's
- Was the first Husker to have at least 15 points, three blocks and three steals in a game since Aleks Maric in 2007
- Enjoyed one of the best games of his career against FDU with 12 points and tied career highs in both rebounds (seven) and assists (three)
- Played in 26 games, including eight starts, at UCLA in 2023-24, averaging 4.9 ppg and 2.7 rpg with two double-figure games
- Rated the No. 36 player in the class of 2023 by 24/7 Sports, while he was rated by ESPN.com as the No. 2 international player to enter college basketball in 2023-24
- Made his Turkish senior national team debut at age 18 at the 2023 World Cup qualifier and has played at several levels for the national program
- Played for Türkiye at the U20 European Championships, averaging 12.0 points and a team-high 7.7 rebounds while shooting 51 percent from the field and 54 percent from 3-point range
- Led Türkiye to a third-place finish at the FIBA U19 World Cup, including an 84-70 win over the United States in the third-place game and was named to the "All-Star Five" at the event, as he averaged 11.4 points, 8.3 rebounds and 3.7 assists per game in seven games

CAREER STATS

BUYUKTUNCEL, Berke

		Field Goals				3-Point		F-Throws		Rebounds				Scoring						
SEASON	TEAM	GP-GS	MIN/AVG	FG-FGA	FG%	3FG-3FGA	3FG%	FT-FTA	FT%	OFF	DEF	TOT	AVG	PF-FO	A	TO	BLK	STL	PTS	AVG
2023-24	UCLA	26-8	425/16.3	40-104	.385	11-37	.297	27-43	.628	24	41	65	2.5	58-1	11	22	9	4	118	4.5
2024-25	Nebr	18-17	423/23.5	48-101	.475	14-43	.326	19-28	.679	30	75	105	5.8	44-1	24	28	14	21	129	7.2
TOTAL FOR Nebr		18-17	423/23.5	48-101	.475	14-43	.326	19-28	.679	30	75	105	5.8	44-1	24	28	14	21	129	7.2
TOTAL		44-25	847/19.3	88-205	.429	25-80	.313	46-71	.648	54	116	170	3.9	102-2	35	50	23	25	247	5.6

2024-25 GAME BY GAME

Opponent	Date	GS	MIN	Total		3-Pointers		Free throws		Rebounds				PF	A	TO	BLK	STL	PTS	AVG	
				FG-FGA	PCT	3FG-3FGA	PCT	FT-FTA	PCT	OFF	DEF	TOT	AVG								
UTRGV	11/04/2024	*	26:35	3-4	.750	0-0	.000	0-0	.000	1	5	6	6.0	3	2	1	0	2	6	6.0	
Bethune-Cookman	11/09/2024	*	25:31	2-6	.333	0-3	.000	2-2	1.000	2	5	7	6.5	0	0	1	2	0	6	6.0	
FDU	11/13/2024	*	25:16	4-6	.667	1-3	.333	3-4	.750	3	4	7	6.7	3	3	1	1	0	12	8.0	
vs Saint Mary's (CA)	11/17/2024	*	26:17	5-7	.714	0-1	.000	5-6	.833	3	2	5	6.3	3	1	0	3	3	15	9.8	
at Creighton	11/22/2024	*	22:26	4-7	.571	1-3	.333	3-4	.750	1	8	9	6.8	4	2	2	0	2	12	10.2	
South Dakota	11/27/2024	*	12:29	2-3	.667	0-1	.000	2-2	1.000	3	3	6	6.7	0	3	3	0	1	6	9.5	
at Michigan St.	12/07/2024	*	13:45	1-4	.250	1-2	.500	0-0	.000	1	0	1	5.9	3	0	2	0	2	3	8.6	
Indiana	12/13/2024	*	20:04	2-3	.667	1-1	1.000	0-0	.000	0	5	5	5.8	3	3	2	0	0	5	8.1	
vs Murray St.	12/22/2024	*	25:31	3-6	.500	0-2	.000	0-0	.000	2	7	9	6.1	2	0	1	1	1	6	7.9	
at Hawaii	12/23/2024	*	27:42	1-7	.143	0-3	.000	0-1	.000	4	5	9	6.4	2	1	1	1	3	2	7.3	
vs Oregon St.	12/25/2024	*	29:47	6-8	.750	3-4	.750	1-1	1.000	1	5	6	6.4	2	2	3	0	0	16	8.1	
Southern U.	12/30/2024	*	29:39	2-7	.286	1-5	.200	1-2	.500	1	8	9	6.6	1	1	1	2	0	6	7.9	
UCLA	01/04/2025	*	22:30	1-8	.125	1-3	.333	1-2	.500	3	6	9	6.8	4	0	3	0	0	4	7.6	
at Iowa	01/07/2025	*	18:43	3-5	.600	1-1	1.000	1-3	.333	1	2	3	6.5	1	2	1	2	2	8	7.6	
at Purdue	01/12/2025	*	25:19	3-5	.600	2-4	.500	0-0	.000	0	3	3	6.3	1	1	2	1	4	8	7.7	
Rutgers	01/16/2025	*	21:16	0-4	.000	0-2	.000	0-0	.000	2	1	3	6.1	4	2	2	0	0	0	7.2	
at Maryland	01/19/2025	*	22:48	3-5	.600	2-2	1.000	0-1	.000	1	3	4	5.9	5	0	2	0	0	8	7.2	
Southern California	01/22/2025	*	27:01	3-6	.500	0-3	.000	0-0	.000	1	3	4	5.8	3	1	0	1	1	6	7.2	
Totals			17	422:40	48-101	.475	14-43	.326	19-28	.679	30	75	105	5.8	44	24	28	14	21	129	7.2

Player Averages

Games Played	Minutes/game	Points/game	FG Pct	3FG Pct	FT Pct	Rebounds/game	Assists/game	Turnovers/game	Assist/Turnover ratio	Steals/game	Blocks/game
18	23.5	7.2	47.5	32.6	67.9	5.8	1.3	1.6	0.9	1.2	0.8





2024-25 HONORS

GAVIN GRIFFITHS

SOPHOMORE • GUARD • 6-7 • 193 • SIMSBURY, CONN. • RUTGERS

- Rutgers transfer who can play on the wing or in the backcourt, averaging 2.5 points and 1.9 rebounds per game in 11 contests
- Went scoreless in six minutes at No. 20 Purdue
- Saw his first action since Dec. 7 against Southern and had eight points, including 2-of-2 from 3-point range, two boards and a block in four minutes
- Had a steal and an assist in six minutes at Michigan State
- Grabbed four rebounds and had two assists and two steals in 18 minutes against North Florida
- Had two points and four rebounds in 10 minutes against South Dakota
- Saw extensive action in the win over FDU with eight points, five rebounds and two blocked shots in 23 minutes
- Finished with three points, two boards and three assists in 13 minutes against Bethune-Cookman
- Had four points, three rebounds and a blocked shot in 14 minutes against UTRGV
- Played in all 32 games at Rutgers in 2023-24, averaging 5.8 points and 2.2 rebounds per game while playing just under 18 minutes per contest
- Ranked second on the Scarlet Knights in 3-pointers (31) and third in blocked shots (13), while his 31 3-pointers were third among Big Ten freshmen
- Totaled seven double-figure efforts in 2023-24, including a 25-point effort against Boston University when he went 9-of-15 from the floor
- Was a consensus top-50 recruit in 2023 and was a four-star recruit by all four major recruiting services
- Played at Kingswood-Oxford High School where he averaged 24.6 points and 12 rebounds per game and was chosen as the New England Preparatory School Athletic Council (NEPSAC) Player of the Year in Class B Basketball
- Both parents played college basketball, as his father (Larry) and mother (Karen) played at Hartford

MISC. STATS

Category	2024-25	Career*
10+ Points	0	7
20+ Points	0	1
30+ Points	0	0
40+ Points	0	0
Double-Doubles	0	0
10+ Rebounds	0	0
10+ Assists	0	0
Led NU in Scoring	0	0
Led NU in Reb.	0	0
Led NU in Assists	1	1

\*-includes Rutgers

SEASON/CAREER HIGHS

<b>Points</b>	
Season:	8, Two Times (last, 12/30/24)
College Career:	25, vs Boston Univ. (11/10/23)
<b>Rebounds</b>	
Season:	5, FDU (11/13/24)
College Career:	6, at Purdue (2/22/24)
<b>Field Goals</b>	
Season:	3, FDU (11/13/24)
College Career:	9, vs Boston Univ. (11/10/23)
<b>3-Point Field Goals</b>	
Season:	2, Two times (last, 12/30/24)
College Career:	4, at Wisconsin (3/7/24)
<b>Free Throws</b>	
Season:	None
College Career:	4, vs Boston Univ. (11/10/23)
<b>Free Throw Attempts</b>	
Season:	None
College Career:	5, LIU (12/16/23)
<b>Assists</b>	
Season:	3, Bethune-Cookman (11/9/24)
College Career:	3, Three times (last, 11/9/24)
<b>Steals</b>	
Season:	2, North Florida (12/1/24)
College Career:	3, LIU (12/16/23)
<b>Blocks</b>	
Season:	2, FDU (11/13/24)
College Career:	2, Three times (last, 11/13/24)
<b>Minutes Played</b>	
Season:	22:46, FDU (11/13/24)
College Career:	33:23, vs. Maryland (3/13/24)

CAREER STATS

				Field Goals		3-Point		F-Throws		Rebounds				Scoring						
SEASON	TEAM	GP-GS	MIN/AVG	FG-FGA	FG%	3FG-3FGA	3FG%	FT-FTA	FT%	OFF	DEF	TOT	AVG	PF-FO	A	TO	BLK	STL	PTS	AVG
2023-24	RU	32-3	575/18.0	68-210	.324	31-110	.282	18-30	.600	22	49	71	2.2	38-0	20	30	13	10	185	5.8
2024-25	Nebr	11-0	105/9.6	11-32	.344	5-23	.217	0-0	.000	3	18	21	1.9	14-0	8	4	4	4	27	2.5
TOTAL FOR Nebr		11-0	105/9.6	11-32	.344	5-23	.217	0-0	.000	3	18	21	1.9	14-0	8	4	4	4	27	2.5
TOTAL		43-3	680/15.8	79-242	.326	36-133	.271	18-30	.600	25	67	92	2.1	52-0	28	34	17	14	212	4.9

2024-25 GAME BY GAME

Opponent	Date	GS	MIN	Total		3-Pointers		Free throws		Rebounds				PF	A	TO	BLK	STL	PTS	AVG
				FG-FGA	PCT	3FG-3FGA	PCT	FT-FTA	PCT	OFF	DEF	TOT	AVG							
UTRGV	11/04/2024		13:59	2-5	.400	0-3	.000	0-0	.000	1	2	3	3.0	1	0	0	1	0	4	4.0
Bethune-Cookman	11/09/2024		13:12	1-2	.500	1-2	.500	0-0	.000	0	2	2	2.5	3	3	0	0	0	3	3.5
FDU	11/13/2024		22:46	3-7	.429	2-6	.333	0-0	.000	0	5	5	3.3	2	2	1	2	1	8	5.0
vs Saint Mary's (CA)	11/17/2024		07:09	0-1	.000	0-1	.000	0-0	.000	0	0	0	2.5	1	0	0	0	0	0	3.8
at Creighton	11/22/2024		03:52	0-1	.000	0-1	.000	0-0	.000	0	1	1	2.2	0	0	1	0	0	0	3.0
South Dakota	11/27/2024		10:01	1-5	.200	0-2	.000	0-0	.000	1	3	4	2.5	4	0	0	0	0	2	2.8
North Florida	12/01/2024		18:48	1-4	.250	0-2	.000	0-0	.000	1	3	4	2.7	2	2	1	0	2	2	2.7
at Michigan St.	12/07/2024		05:54	0-2	.000	0-2	.000	0-0	.000	0	0	0	2.4	0	1	1	0	1	0	2.4
Southern U.	12/30/2024		03:54	3-3	1.000	2-2	1.000	0-0	.000	0	2	2	2.3	1	0	0	1	0	8	3.0
at Purdue	01/12/2025		05:46	0-2	.000	0-2	.000	0-0	.000	0	0	0	2.1	0	0	0	0	0	0	2.7
Southern California	01/22/2025		00:07	0-0	.000	0-0	.000	0-0	.000	0	0	0	1.9	0	0	0	0	0	0	2.5
Totals		0	105:28	11-32	.344	5-23	.217	0-0	.000	3	18	21	1.9	14	8	4	4	4	27	2.5

Player Averages

Games Played	Minutes/ game	Points/ game	FG Pct	3FG Pct	FT Pct	Rebounds/ game	Assists/ game	Turnovers/ game	Assist/Turnover ratio	Steals/ game	Blocks/ game
11	9.6	2.5	34.4	21.7	0.0	1.9	0.7	0.4	2.0	0.4	0.4



# JUSTIN BOLIS

SOPHOMORE • FORWARD • 6-8 • 225 • LINCOLN, NEB. • SOUTHEAST COMMUNITY COLLEGE

- Lincoln native who walked on to the Husker program
- Spent the 2023-24 season at Southeast Community College, averaging 15.5 ppg and 8.7 rpg while shooting 38 percent from 3-point range
- Totaled 11 double-doubles en route to being named to the Nebraska Community College Athletic All-Conference Team
- Played at Lincoln High School for Coach Dan Noble, as he averaged nine points and six rebounds per game as a senior after missing his junior season with an Achilles tear
- Played AAU basketball with the Lincoln Supreme and Coach Zach Tharanet

## 2024-25 HONORS

## CAREER STATS

### MISC. STATS

Category	2024-25	Career
10+ Points	0	0
20+ Points	0	0
30+ Points	0	0
40+ Points	0	0
Double-Doubles	0	0
10+ Rebounds	0	0
10+ Assists	0	0
Led NU in Scoring	0	0
Led NU in Reb.	0	0
Led NU in Assists	0	0

## 2024-25 GAME BY GAME

### SEASON/CAREER HIGHS

#### Points

Season:

College Career:

#### Rebounds

Season:

College Career:

#### Field Goals

Season:

College Career:

#### 3-Point Field Goals

Season:

College Career:

#### Free Throws

Season:

College Career:

#### Free Throw Attempts

Season:

College Career:

#### Assists

Season:

College Career:

#### Steals

Season:

College Career:

#### Blocks

Season:

College Career:

#### Minutes Played

Season:

College Career:



2024-25 HONORS

ANDREW MORGAN

SENIOR • FORWARD • 6-10 • 242 • WASECA, MINN. • NORTH DAKOTA STATE

- North Dakota State transfer who has been an impact player off the bench, averaging 8.1 points and 4.5 rebounds per game
- Led NU with 17 points, including the 1,000th point of his career, and five boards at Maryland
- Totaled 11 points and four rebounds in 19 minutes against Rutgers
- Finished with 12 points on 4-of-5 shooting vs. No. 15 UCLA, including a 5-0 second-half run
- Had 10 points on 4-of-5 shooting and three boards in 15 minutes off the bench against Southern
- Recorded his first career double-double with 12 points on 6-of-7 shooting and a season-high 12 boards vs. Murray State
- Reached double figures for the third straight game with 10 points and five rebounds in 18 minutes in the win over Indiana
- Led Nebraska in scoring (14) and rebounding (seven) in the loss at Michigan State
- Nearly posted a double-double in the win over North Florida with season highs in points (13) and rebounds (nine) in 17 minutes of action
- Finished with eight points and seven rebounds in 18 minutes in the win over South Dakota
- Helped key NU's win over No. 14 Creighton with four boards and three assists while helping to limit Ryan Kalkbrenner without a field goal
- Reached double figures for the second time this year with 10 points, five boards and a blocked shot against Saint Mary's
- Had six points, three boards and a blocked shot against Bethune-Cookman
- Came off the bench and had 10 points and five rebounds in 20 minutes vs. UTRGV
- Totaled 860 points and 402 rebounds in 85 contests for the Bison over three seasons
- Named second-team All-Summit League in 2023-24, averaging 12.9 points per game on 56 percent shooting and 5.0 rebounds
- Ranked among Summit League leaders in scoring (15th), rebounding (16th) and free throw percentage (.703, ninth)
- Posted 22 double-figure efforts, including a season-high 31 points against Kansas City and had two double-doubles
- Helped the Bison reach the title game of the 2023 Summit League Tournament, as he made 30 starts and averaged 10.5 ppg and 5.3 rpg, ranking second on the team in rebounding and third in scoring
- Rated in the top 250 nationally by Prep Hoops as a senior, as he helped Waseca High School to a 23-1 record and a Class 2A state title
- Was a finalist for Mr. Basketball in Minnesota in 2021, as he averaged 22.1 points and 11 rebounds per game

CAREER STATS

				Field Goals		3-Point		F-Throws		Rebounds								Scoring		
SEASON	TEAM	GP-GS	MIN/AVG	FG-FGA	FG%	3FG-3FGA	3FG%	FT-FTA	FT%	OFF	DEF	TOT	AVG	PF-FO	A	TO	BLK	STL	PTS	AVG
2021-22	NDSU	21-0	243/11.6	46-73	.630	3-7	.429	17-28	.607	18	52	70	3.3	30-0	7	19	8	4	112	5.3
2022-23	NDSU	32-30	693/21.7	136-231	.589	2-6	.333	62-113	.549	54	117	171	5.3	63-0	38	70	10	12	336	10.5
2023-24	NDSU	32-29	741/23.2	148-266	.556	12-33	.364	104-148	.703	62	99	161	5.0	76-0	32	65	8	10	412	12.9
2024-25	Nebr	19-0	336/17.7	57-102	.559	3-11	.273	37-60	.617	27	58	85	4.5	34-0	13	24	6	7	154	8.1
TOTAL FOR Nebr		19-0	336/17.7	57-102	.559	3-11	.273	37-60	.617	27	58	85	4.5	34-0	13	24	6	7	154	8.1
TOTAL		104-59	2013/19.4	387-672	.576	20-57	.351	220-349	.630	161	326	487	4.7	203-0	90	178	32	33	1014	9.8

MISC. STATS

Category	2024-25	Career*
10+ Points	10	50
20+ Points	0	8
30+ Points	0	1
40+ Points	0	0
Double-Doubles	1	5
10+ Rebounds	0	4
10+ Assists	0	0
Led NU in Scoring	2	2
Led NU in Reb.	4	4
Led NU in Assists	1	1

\*-includes North Dakota State

SEASON/CAREER HIGHS

Points	
Season:	17, at Maryland (1/19/25)
College Career:	31, Kansas City (2/8/24)
Rebounds	
Season:	12, vs. Murray State (12/22/24)
College Career:	14, Crown (11/20/22)
Field Goals	
Season:	7, at Maryland (1/19/25)
College Career:	11, Two times (last, 2/24/24)
3-Point Field Goals	
Season:	1, Three times (last, 1/7/25)
College Career:	2, Two times (last, 2/24/24)
Free Throws	
Season:	5, Two times (last, 11/27/24)
College Career:	14, Kansas City (2/8/24)
Free Throw Attempts	
Season:	6, Five times (last, 1/19/25)
College Career:	16, Kansas City (2/8/24)
Assists	
Season:	3, at Creighton (11/22/24)
College Career:	4, Two times (last, 1/20/24)
Steals	
Season:	1, Seven times (last, 1/22/25)
College Career:	2, Four times (last, 11/11/23)
Blocks	
Season:	1, Six times (last, 1/22/25)
College Career:	3, at North Dakota (12/30/22)
Minutes Played	
Season:	27:59, at Michigan State (12/7/24)
College Career:	36:40, Kansas City (1/21/23)

2024-25 GAME BY GAME

Opponent	Date	GS	MIN	Total		3-Pointers		Free throws		Rebounds				PF	A	TO	BLK	STL	PTS	AVG
				FG-FGA	PCT	3FG-3FGA	PCT	FT-FTA	PCT	OFF	DEF	TOT	AVG							
UTRGV	11/04/2024		20:22	3-6	.500	0-0	.000	4-6	.667	2	3	5	5.0	3	0	0	0	0	10	10.0
Bethune-Cookman	11/09/2024		11:15	2-4	.500	0-0	.000	2-3	.667	0	3	3	4.0	2	0	2	1	0	6	8.0
FDU	11/13/2024		07:26	1-2	.500	0-0	.000	2-3	.667	1	1	2	3.3	2	0	1	0	0	4	6.7
vs Saint Mary's (CA)	11/17/2024		15:20	2-5	.400	1-2	.500	5-6	.833	2	3	5	3.8	3	1	2	1	0	10	7.5
at Creighton	11/22/2024		18:36	1-3	.333	0-1	.000	0-2	.000	2	2	4	3.8	2	3	1	0	1	2	6.4
South Dakota	11/27/2024		17:53	1-3	.333	1-1	1.000	5-6	.833	4	3	7	4.3	1	2	1	1	0	8	6.7
North Florida	12/01/2024		17:22	5-11	.455	0-1	.000	3-6	.500	3	6	9	5.0	1	0	0	0	0	13	7.6
at Michigan St.	12/07/2024		27:59	6-13	.462	0-1	.000	2-3	.667	1	6	7	5.3	2	1	0	0	1	14	8.4
Indiana	12/13/2024		17:56	4-5	.800	0-0	.000	2-4	.500	3	2	5	5.2	2	1	1	1	1	10	8.6
vs Murray St.	12/22/2024		22:55	6-7	.857	0-0	.000	0-0	.000	1	11	12	5.9	1	0	2	1	0	12	8.9
at Hawaii	12/23/2024		12:01	0-1	.000	0-0	.000	0-0	.000	0	1	1	5.5	3	1	0	0	1	0	8.1
vs Oregon St.	12/25/2024		16:45	1-2	.500	0-0	.000	1-1	1.000	0	3	3	5.3	2	0	1	0	0	3	7.7
Southern U.	12/30/2024		14:55	4-5	.800	0-0	.000	2-3	.667	1	2	3	5.1	1	1	1	0	0	10	7.8
UCLA	01/04/2025		21:01	4-5	.800	0-1	.000	4-4	1.000	2	1	3	4.9	4	1	5	0	1	12	8.1
at Iowa	01/07/2025		20:27	3-5	.600	1-2	.500	1-2	.500	2	2	4	4.9	0	0	0	0	0	8	8.1
at Purdue	01/12/2025		16:45	1-3	.333	0-0	.000	0-0	.000	0	0	0	4.6	1	1	3	0	0	2	7.8
Rutgers	01/16/2025		19:18	5-9	.556	0-0	.000	1-3	.333	2	2	4	4.5	1	0	0	0	0	11	7.9
at Maryland	01/19/2025		24:05	7-12	.583	0-2	.000	3-6	.500	1	4	5	4.6	0	0	3	0	1	17	8.4
Southern California	01/22/2025		13:54	1-1	1.000	0-0	.000	0-2	.000	0	3	3	4.5	3	1	1	1	1	2	8.1
Totals		0	336:14	57-102	.559	3-11	.273	37-60	.617	27	58	85	4.5	34	13	24	6	7	154	8.1

Player Averages

Games Played	Minutes/ game	Points/ game	FG Pct	3FG Pct	FT Pct	Rebounds/ game	Assists/ game	Turnovers/ game	Assist/Turnover ratio	Steals/ game	Blocks/ game
19	17.7	8.1	55.9	27.3	61.7	4.5	0.7	1.3	0.5	0.4	0.3





## 2024-25 HONORS

## ROLLIE WORSTER

SENIOR • GUARD • 6-5 • 210 • MISSOULA, MONT. • UTAH

- Fifth-year senior who averages 8.1 points, 4.2 rebounds and a team-high 2.8 assists per game
- Has the potential to be the first Husker basketball player to ever total 1,000 points, 500 rebounds and 500 assists with a solid 2024-25 season
- Came off the bench for the first time this season and led NU in both rebounds (six) and assists (six), as he tied his season high in assists
- Had 10 points along with team highs in both rebounds (seven) and assists (five) at Rutgers
- Totaled 14 points on 6-of-9 shooting along with four rebounds and two steals at Iowa
- Finished with 11 points and four rebounds vs. No. 15 UCLA, as he went over 1,000 career points
- Tied his season high with six assists and added eight points and four boards in the win over Southern
- Finished with 11 points and seven rebounds in the win over Murray State
- Reached double figures for the second straight game with 11 points, four rebounds, two assists and two steals in the win over No. 14 Creighton
- Totaled 10 points and three boards vs. Saint Mary's while helping limit WCC Player of the Year Augustas Marciulionis to nine points on 3-of-9 shooting
- Nearly posted a double-double in his Husker debut vs. UTRGV with 18 points, nine rebounds, three assists and four steals
- Started the first 16 games at Utah in 2023-24, averaging 9.9 points, 5.5 assists and 4.9 rebounds per game, as he was third in the Pac 12 in assists per game and first in the conference in assist-to-turnover ratio (2.93-to-1) at the time of his injury
- Had seven double-figure games in 2023-24, including a season-high 17-point effort in a road win at St. Mary's
- Dished out a season-high 10 assists against Southern Utah and nine each against Wake Forest and Bellarmine
- Started all 30 games in 2022-23, averaging 8.6 points, 5.0 assists and 5.2 rebounds per game.
- Was second in the Pac-12 with a 2.61 assist-to-turnover ratio while his 5.1 assists per game in conference play also ranked second in the league
- Began career at Utah State, where he averaged 9.1 ppg, 3.8 rpg and 3.5 apg in helping the Aggies to the 2021 NCAA Tournament
- Was a two-time Montana Gatorade Player of the year at Hellgate High School, where he finished as the school's all-time leading scorer while also ranking in the top three in both assists (second) and rebounds (third)
- Led the school to a share of the Montana State AA title in 2019-20 by averaging 20.7 points, 7.1 rebounds, 4.5 assists and 2.3 steals per game.
- Also earned first-team all-state football honors at safety while totaling 3,400 passing yards and 2,000 rushing yards in his prep career

## CAREER STATS

				Field Goals		3-Point		F-Throws		Rebounds								Scoring		
SEASON	TEAM	GP-GS	MIN/AVG	FG-FGA	FG%	3FG-3FGA	3FG%	FT-FTA	FT%	OFF	DEF	TOT	AVG	PF-FO	A	TO	BLK	STL	PTS	AVG
2020-21	USU	26-25	718/27.6	86-212	.406	23-81	.284	41-51	.804	21	78	99	3.8	58-1	92	64	6	24	236	9.1
2021-22	Utah	31-30	889/28.7	88-218	.404	21-64	.328	37-46	.804	11	129	140	4.5	74-4	96	50	9	27	234	7.5
2022-23	Utah	30-30	962/32.1	97-232	.418	22-79	.278	43-53	.811	12	144	156	5.2	72-3	149	57	6	25	259	8.6
2023-24	Utah	16-16	503/31.4	54-132	.409	8-29	.276	43-61	.705	21	57	78	4.9	36-0	88	30	3	22	159	9.9
2024-25	Nebr	19-18	483/25.4	53-120	.442	6-28	.214	42-60	.700	12	67	79	4.2	29-0	53	28	4	17	154	8.1
TOTAL FOR Nebr		19-18	483/25.4	53-120	.442	6-28	.214	42-60	.700	12	67	79	4.2	29-0	53	28	4	17	154	8.1
TOTAL		122-119	3554/29.1	378-914	.414	80-281	.285	206-271	.760	77	475	552	4.5	269-8	478	229	28	115	1042	8.5

## 2024-25 GAME BY GAME

Opponent	Date	GS	MIN	Total		3-Pointers		Free throws		Rebounds				PF	A	TO	BLK	STL	PTS	AVG	
				FG-FGA	PCT	3FG-3FGA	PCT	FT-FTA	PCT	OFF	DEF	TOT	AVG								
UTRGV	11/04/2024	*	29:25	6-7	.857	1-1	1.000	5-9	.556	2	7	9	9.0	1	3	3	1	4	18	18.0	
Bethune-Cookman	11/09/2024	*	23:19	1-5	.200	1-3	.333	2-2	1.000	1	0	1	5.0	0	2	5	0	2	5	11.5	
FDU	11/13/2024	*	19:13	3-8	.375	0-2	.000	2-2	1.000	1	3	4	4.7	0	1	1	0	1	8	10.3	
vs Saint Mary's (CA)	11/17/2024	*	25:34	4-7	.571	1-2	.500	1-2	.500	0	3	3	4.3	2	1	3	0	0	10	10.3	
at Creighton	11/22/2024	*	30:20	4-11	.364	0-2	.000	3-4	.750	1	3	4	4.2	4	2	1	0	2	11	10.4	
South Dakota	11/27/2024	*	28:36	1-4	.250	0-1	.000	4-5	.800	0	8	8	4.8	1	6	1	1	1	6	9.7	
North Florida	12/01/2024	*	15:56	2-4	.500	0-0	.000	0-0	.000	0	2	2	4.4	0	3	0	0	0	4	8.9	
at Michigan St.	12/07/2024	*	26:11	3-7	.429	0-1	.000	3-5	.600	1	0	1	4.0	2	3	1	0	2	9	8.9	
Indiana	12/13/2024	*	18:20	2-3	.667	0-1	.000	0-0	.000	0	2	2	3.8	3	2	1	0	1	4	8.3	
vs Murray St.	12/22/2024	*	23:46	4-5	.800	0-1	.000	3-4	.750	1	6	7	4.1	2	1	2	0	0	11	8.6	
at Hawaii	12/23/2024	*	32:43	2-9	.222	0-3	.000	0-0	.000	1	4	5	4.2	1	3	3	0	0	4	8.2	
vs Oregon St.	12/25/2024	*	28:17	3-7	.429	0-1	.000	2-2	1.000	1	4	5	4.3	2	4	1	0	0	8	8.2	
Southern U.	12/30/2024	*	26:33	3-7	.429	2-3	.667	0-1	.000	1	3	4	4.2	0	6	0	0	0	8	8.2	
UCLA	01/04/2025	*	26:40	3-9	.333	1-3	.333	4-4	1.000	0	4	4	4.2	1	2	0	0	0	11	8.4	
at Iowa	01/07/2025	*	35:29	6-9	.667	0-1	.000	2-7	.286	1	3	4	4.2	2	1	1	1	2	14	8.7	
at Purdue	01/12/2025	*	15:27	2-4	.500	0-2	.000	1-1	1.000	0	2	2	4.1	1	1	1	0	0	5	8.5	
Rutgers	01/16/2025	*	26:35	1-4	.250	0-0	.000	8-10	.800	1	6	7	4.2	3	5	1	0	1	10	8.6	
at Maryland	01/19/2025	*	24:54	2-5	.400	0-0	.000	0-0	.000	0	1	1	4.1	1	1	1	0	1	4	8.3	
Southern California	01/22/2025	*	25:25	1-5	.200	0-1	.000	2-2	1.000	0	6	6	4.2	3	6	2	1	0	4	8.1	
Totals			18	482:43	53-120	.442	6-28	.214	42-60	.700	12	67	79	4.2	29	53	28	4	17	154	8.1

## Player Averages

Games Played	Minutes/ game	Points/ game	FG Pct	3FG Pct	FT Pct	Rebounds/ game	Assists/ game	Turnovers/ game	Assist/Turnover ratio	Steals/ game	Blocks/ game
19	25.4	8.1	44.2	21.4	70.0	4.2	2.8	1.5	1.9	0.9	0.2

## MISC. STATS

Category	2024-25	Career*
10+ Points	7	48
20+ Points	0	0
30+ Points	0	0
40+ Points	0	0
Double-Doubles	0	4
10+ Rebounds	0	1
10+ Assists	0	1
Led NU in Scoring	0	0
Led NU in Reb.	4	4
Led NU in Assists	8	8

\* - at Utah

## SEASON/CAREER HIGHS

<b>Points</b>		
Season:	18, UTRGV (11/4/24)	
College Career:	19, Two times (last, 12/4/22)	
<b>Rebounds</b>		
Season:	9, UTRGV (11/4/24)	
College Career:	11, Arizona (12/1/22)	
<b>Field Goals</b>		
Season:	6, Three times (1/22/25)	
College Career:	7, at UNLV (1/27/21)	
<b>3-Point Field Goals</b>		
Season:	2, Southern (12/30/24)	
College Career:	3, at Air Force (1/2/21)	
<b>Free Throws</b>		
Season:	8, Rutgers (1/16/25)	
College Career:	Same	
<b>Free Throw Attempts</b>		
Season:	10, Rutgers (1/16/25)	
College Career:	Same	
<b>Assists</b>		
Season:	6, Two times (last, 12/30/24)	
College Career:	10, Four times (last, 12/5/23)	
<b>Steals</b>		
Season:	4, UTRGV (11/4/24)	
College Career:	6, Eastern Washington (11/6/23)	
<b>Blocks</b>		
Season:	1, Three times (last, 1/7/25)	
College Career:	2, Oregon State (2/3/22)	
<b>Minutes Played</b>		
Season:	35:29, at Iowa (1/7/25)	
College Career:	38:15, Stanford (2/3/23)	



2024-25 HONORS

NICK JANOWSKI

FRESHMAN • GUARD • 6-4 • 200 • PEWAUKEE, WIS. • PEWAUKEE, HIGH SCHOOL

- True freshman who could see time at either spot in the backcourt
- Led Pewaukee High School to three state titles and a runner-up finish in his four seasons, as he totaled 2,297 career points to rank in top 20 in Wisconsin state history
- Averaged 20.1 points, 3.4 assists, and 5.4 rebounds per game for his career while hitting 294 3-pointers in his prep career
- Was a consensus top-150 recruit who averaged 30.8 points, 8.8 rebounds and 4.4 assists per game to lead Pewaukee to a 30-5 record in 2023-24
- Posted five 40-point games as a senior including a career-high 46-point game, and had a triple-double in the state semifinals against West Salem with 31 points, 10 rebounds and 10 assists
- Earned first-team all-state honors as a junior, averaging 23.2 points, 4.9 assists, 6.5 rebounds and 1.4 steals per game as Pewaukee went 27-3
- Played AAU for Phenom U in the EYBL circuit, helping his team to the Peach Jam in 2021 and 2022, including an Elite Eight finish in 2022
- Selected Nebraska over a host of schools including Iowa State, Wisconsin, Marquette and USC

CAREER STATS

MISC. STATS

Category	2024-25	Career
10+ Points	0	0
20+ Points	0	0
30+ Points	0	0
40+ Points	0	0
Double-Doubles	0	0
10+ Rebounds	0	0
10+ Assists	0	0
Led NU in Scoring	0	0
Led NU in Reb.	0	0
Led NU in Assists	0	0

2024-25 GAME BY GAME

SEASON/CAREER HIGHS

Points  
Season:  
College Career:  
Rebounds  
Season:  
College Career:  
Field Goals  
Season:  
College Career:  
3-Point Field Goals  
Season:  
College Career:  
Free Throws  
Season:  
College Career:  
Free Throw Attempts  
Season:  
College Career:  
Assists  
Season:  
College Career:  
Steals  
Season:  
College Career:  
Blocks  
Season:  
College Career:  
Minutes Played  
Season:  
College Career:

CALE JACOBSEN

SOPHMORE • GUARD • 6-4 • 200 • ASHLAND, NEB. • ASHLAND-GREENWOOD



2024-25 HONORS

- Third-year walk-on who provides size in the Husker backcourt and could play several positions, as he has played in 13 games
- Had two assists, two rebounds and a steal in nine minutes of work against Southern
- Grabbed a rebound in three minutes off the bench against Indiana and played six minutes in the win over Murray State
- Was impactful in the win over North Florida with three points and career highs in assists (three), steals (two), blocks (two) and minutes (16)
- Played a season-high 11 minutes against South Dakota, finishing with one rebound and an assist in the win over the Coyotes
- Played the final 1:06 of the first half as a defensive replacement against No. 14 Creighton
- Provided a spark off the bench against FDU with two points, four rebounds and two assists in seven minutes
- Played in 20 contests in 2023-24, totaling 14 points, three rebounds and five assists in 55 minutes of action
- Saw his most extensive action of the season against South Carolina State, setting personal bests in points (four), rebounds (two), assists (one) and minutes (13)
- Redshirted his first season at Nebraska
- Led Ashland-Greenwood to a 27-1 record and a class C-1 state title, averaging 17.9 points, 5.8 rebounds, 6.1 assists and 3.6 steals per game as a senior
- First-team All-Nebraska selection set the Class C-1 state tournament record with a 43-point performance in a win over Kearney Catholic
- Finished his four-year varsity career with 1,481 career points, 544 rebounds, 340 assists and 261 steals despite suffering a torn ACL in his first game of his junior season
- Chose to walk-on at Nebraska after turning down scholarship offers from North Dakota and Holy Cross
- Played three seasons of football, playing quarterback as a freshman and junior while hauling in 23 passes for 486 yards and nine scores as a sophomore

CAREER STATS

				Field Goals		3-Point		F-Throws		Rebounds									Scoring		
SEASON	TEAM	GP-GS	MIN	AVG	FG-FGA	FG%	3FG-3FGA	3FG%	FT-FTA	FT%	OFF	DEF	TOT	AVG	PF-FO	A	TO	BLK	STL	PTS	AVG
2023-24	Nebr	20-0	55	2.8	5-10	.500	1-3	.333	3-6	.500	0	3	3	0.2	5-0	5	2	0	1	14	0.7
2024-25	Nebr	13-0	66	5.1	3-10	.300	1-7	.143	1-1	1.000	2	8	10	0.8	3-0	8	6	2	4	8	0.6
TOTAL		33-0	121	3.7	8-20	.400	2-10	.200	4-7	.571	2	11	13	0.4	8-0	13	8	2	5	22	0.7

MISC. STATS

Category	2024-25	Career
10+ Points	0	0
20+ Points	0	0
30+ Points	0	0
40+ Points	0	0
Double-Doubles	0	0
10+ Rebounds	0	0
10+ Assists	0	0
Led NU in Scoring	0	0
Led NU in Reb.	0	0
Led NU in Assists	0	0

SEASON/CAREER HIGHS

Points	
Season:	3, Two times (last, 12/7/24)
College Career:	4, South Carolina State (12/29/23)
Rebounds	
Season:	4, FDU (11/13/24)
College Career:	Same
Field Goals	
Season:	1, Three times (last, 12/7/24)
College Career:	1, Eight times (last, 12/7/24)
3-Point Field Goals	
Season:	1, at Michigan State (12/7/24)
College Career:	1, Two times (last, 12/7/24)
Free Throws	
Season:	1, North Florida (12/1/24)
College Career:	2, South Carolina State (12/29/23)
Free Throw Attempts	
Season:	1, North Florida (12/1/24)
College Career:	2, Two times (last, 12/29/23)
Assists	
Season:	3, North Florida (12/1/24)
College Career:	Same
Steals	
Season:	2 North Florida (12/1/24)
College Career:	Same
Blocks	
Season:	2, North Florida (12/1/24)
College Career:	Same
Minutes Played	
Season:	16:03, North Florida (12/1/24)
College Career:	Same

2024-25 GAME BY GAME

Opponent	Date	GS	MIN	Total		3-Pointers		Free throws		Rebounds				PF	A	TO	BLK	STL	PTS	AVG
				FG-FGA	PCT	3FG-3FGA	PCT	FT-FTA	PCT	OFF	DEF	TOT	AVG							
FDU	11/13/2024		06:44	1-2	.500	0-1	.000	0-0	.000	2	2	4	4.0	0	2	0	0	1	2	2.0
at Creighton	11/22/2024		01:06	0-0	.000	0-0	.000	0-0	.000	0	0	0	2.0	0	0	0	0	0	1.0	
South Dakota	11/27/2024		10:35	0-3	.000	0-2	.000	0-0	.000	0	1	1	1.7	1	1	0	0	0	0.7	
North Florida	12/01/2024		16:03	1-2	.500	0-1	.000	1-1	1.000	0	1	1	1.5	1	3	1	2	2	3	1.3
at Michigan St.	12/07/2024		09:13	1-3	.333	1-3	.333	0-0	.000	0	1	1	1.4	0	0	1	0	0	3	1.6
Indiana	12/13/2024		02:37	0-0	.000	0-0	.000	0-0	.000	0	1	1	1.3	0	0	0	0	0	0	1.3
vs Murray St.	12/22/2024		05:41	0-0	.000	0-0	.000	0-0	.000	0	0	0	1.1	0	0	1	0	0	0	1.1
at Hawaii	12/23/2024		00:31	0-0	.000	0-0	.000	0-0	.000	0	0	0	1.0	0	0	0	0	0	0	1.0
vs Oregon St.	12/25/2024		00:09	0-0	.000	0-0	.000	0-0	.000	0	0	0	0.9	0	0	0	0	0	0	0.9
Southern U.	12/30/2024		08:57	0-0	.000	0-0	.000	0-0	.000	0	2	2	1.0	0	2	1	0	1	0	0.8
UCLA	01/04/2025		00:42	0-0	.000	0-0	.000	0-0	.000	0	0	0	0.9	0	0	0	0	0	0	0.7
at Iowa	01/07/2025		01:06	0-0	.000	0-0	.000	0-0	.000	0	0	0	0.8	0	0	2	0	0	0	0.7
at Purdue	01/12/2025		02:47	0-0	.000	0-0	.000	0-0	.000	0	0	0	0.8	1	0	0	0	0	0	0.6
Totals		0	66:11	3-10	.300	1-7	.143	1-1	1.000	2	8	10	0.8	3	8	6	2	4	8	0.6

Player Averages

Games Played	Minutes/ game	Points/ game	FG Pct	3FG Pct	FT Pct	Rebounds/ game	Assists/ game	Turnovers/ game	Assist/Turnover ratio	Steals/ game	Blocks/ game
13	5.1	0.6	30.0	14.3	100.0	0.8	0.6	0.5	1.3	0.3	0.2





2024-25 HONORS

BRAXTON MEAH

SENIOR • CENTER • 7-1 • 265 • LAYTON, UTAH • WASHINGTON

- Washington transfer who provides rim protection and a defensive presence after starting for the Huskies for the last two seasons
- Averages 3.2 points per game on 77 percent shooting and 3.6 rebounds per game
- Grabbed four rebounds and dished out two assists in 12 minutes against USC
- Matched his season high with six rebounds and added six points against Rutgers
- Grabbed five rebounds and blocked two shots in 15 minutes of work against Southern
- Played a key role in the win at Hawai'i with six points, five boards and a block in 21 minutes, as NU was +14 with him on the court
- Had four points and three rebounds in 15 minutes in the victory over Indiana
- Totaled five points, four boards and two assists in 14 minutes in the win over North Florida
- Finished with a season-high 12 points on 6-of-6 shooting and five boards in the win over South Dakota
- Grabbed six rebounds and added a steal while helping limit Ryan Kalkbrenner without a field goal in NU's 74-63 win over No. 14 Creighton
- Totaled three rebounds and a blocked shot in 21 minutes against Saint Mary's after missing the FDU game because of an injury
- Finished with nine points, four rebounds and a blocked shot against Bethune-Cookman
- Played in all 32 games in 2023-24 and averaged 5.3 points and 5.3 rebounds per game, as he paced the Huskies in field goal percentage (.770) and blocks (27)
- Totaled three double-doubles and had six games in double figures including a 19-point, eight-rebound, five-block effort against UCLA
- Played through the 2023-24 season with a wrist injury which eventually required off-season surgery
- Was named to the Pac-12 all-defensive team in 2022-23, as he ranked in the top 10 in the Pac-12 in both blocked shots (fifth) and rebounding (seventh) while averaging 8.8 points, 7.2 rebounds and 1.6 blocks per game
- Began his career at Fresno State, where he played in 52 games over his first two collegiate seasons
- Played for San Joaquin Memorial as a junior during the 2018-19 season for Coach Brad Roznovsky, averaging 11.3 points, 10.1 rebounds and 3.0 blocks per game en route to a 22-11 record and the Central Section Division II title
- Did not play as a senior because he started his high school eligibility clock by enrolling while still junior-high age, which is allowed in Utah
- Played his AAU ball with the Las Vegas Prospects and Coach Quincy Pondexter on the EYBL circuit

CAREER STATS

				Field Goals		3-Point		F-Throws		Rebounds								Scoring		
SEASON	TEAM	GP-GS	MIN/AVG	FG-FGA	FG%	3FG-3FGA	3FG%	FT-FTA	FT%	OFF	DEF	TOT	AVG	PF-FO	A	TO	BLK	STL	PTS	AVG
2020-21	Fresno	23-0	219/9.5	26-40	.650	0-0	.000	12-29	.414	26	26	52	2.3	34-1	2	8	11	4	64	2.8
2021-22	Fresno	32-0	258/8.1	29-37	.784	0-0	.000	13-29	.448	17	53	70	2.2	40-0	2	23	13	2	71	2.2
2022-23	UW	31-31	846/27.3	108-153	.706	0-0	.000	58-84	.690	72	150	222	7.2	89-4	18	47	50	15	274	8.8
2023-24	UW	32-16	541/16.9	67-87	.770	0-0	.000	34-69	.493	44	127	171	5.3	77-5	10	34	27	7	168	5.3
2024-25	Nebr	18-18	270/15.0	27-35	.771	0-0	.000	3-11	.273	20	44	64	3.6	31-0	16	19	7	6	57	3.2
TOTAL FOR Nebr		18-18	270/15.0	27-35	.771	0-0	.000	3-11	.273	20	44	64	3.6	31-0	16	19	7	6	57	3.2
TOTAL		136-65	2134/15.7	257-352	.730	0-0	.000	120-222	.541	179	400	579	4.3	271-10	48	131	108	34	634	4.7

MISC. STATS

Category	2024-25	Career*
10+ Points	1	23
20+ Points	0	2
30+ Points	0	0
40+ Points	0	0
Double-Doubles	0	6
10+ Rebounds	0	10
10+ Assists	0	0
Led NU in Scoring	0	0
Led NU in Reb.	0	0
Led NU in Assists	0	0

\*-includes Washington and Fresno State

SEASON/CAREER HIGHS

Points	
Season:	12, South Dakota (11/27/24)
College Career:	21, Stanford (1/12/23)
Rebounds	
Season:	6, Two times (1/16/25)
College Career:	14, Two times (last, 2/22/24)
Field Goals	
Season:	6, South Dakota (11/27/24)
College Career:	9, UCLA (1/1/23)
3-Point Field Goals	
Season:	None
College Career:	None
Free Throws	
Season:	1, Bethune-Cookman (11/9/24)
College Career:	6, UC San Diego (11/28/23)
Free Throw Attempts	
Season:	3, Two times (last, 1/16/26)
College Career:	7, Three times (last, 2/22/24)
Assists	
Season:	2, Five times (last, 1/22/25)
College Career:	3, Three times (last, 1/14/23)
Steals	
Season:	2, vs. Murray State (12/22/24)
College Career:	2, Five times (last, 2/17/24)
Blocks	
Season:	2, Southern (12/30/24)
College Career:	6, Cal Poly (12/13/22)
Minutes Played	
Season:	21:11, South Dakota (11/27/24)
College Career:	42:05, Arizona State (1/26/23)

2024-25 GAME BY GAME

Opponent	Date	GS	MIN	Total		3-Pointers		Free throws		Rebounds				PF	A	TO	BLK	STL	PTS	AVG
				FG-FA	PCT	3FG-3FA	PCT	FT-FTA	PCT	OFF	DEF	TOT	AVG							
UTRGV	11/04/2024	*	10:17	0-2	.000	0-0	.000	0-3	.000	1	3	4	4.0	2	2	2	0	0	0.0	
Bethune-Cookman	11/09/2024	*	20:14	4-6	.667	0-0	.000	1-1	1.000	1	3	4	4.0	2	1	2	1	0	4.5	
vs Saint Mary's (CA)	11/17/2024	*	20:34	0-1	.000	0-0	.000	0-0	.000	2	1	3	3.7	1	0	3	1	0	3.0	
at Creighton	11/22/2024	*	11:11	0-0	.000	0-0	.000	0-0	.000	1	5	6	4.3	4	0	0	0	1	2.3	
South Dakota	11/27/2024	*	21:11	6-6	1.000	0-0	.000	0-0	.000	1	4	5	4.4	2	1	0	0	1	12.4	
North Florida	12/01/2024	*	14:45	2-2	1.000	0-0	.000	1-2	.500	0	4	4	4.3	2	2	2	0	5	4.3	
at Michigan St.	12/07/2024	*	10:50	0-1	.000	0-0	.000	0-0	.000	1	1	2	4.0	4	0	1	0	1	3.7	
Indiana	12/13/2024	*	15:22	2-2	1.000	0-0	.000	0-0	.000	0	3	3	3.9	1	0	3	0	0	4.8	
vs Murray St.	12/22/2024	*	15:11	1-1	1.000	0-0	.000	0-0	.000	1	2	3	3.8	1	1	2	0	2	3.6	
at Hawaii	12/23/2024	*	21:07	3-4	.750	0-0	.000	0-0	.000	2	3	5	3.9	1	1	1	1	0	6.8	
vs Oregon St.	12/25/2024	*	15:53	0-0	.000	0-0	.000	0-0	.000	1	1	2	3.7	3	1	0	0	0	3.5	
Southern U.	12/30/2024	*	15:13	1-2	.500	0-0	.000	1-1	1.000	3	2	5	3.8	2	0	2	2	0	3.4	
UCLA	01/04/2025	*	15:18	1-1	1.000	0-0	.000	0-1	.000	1	2	3	3.8	1	0	0	0	1	2.3	
at Iowa	01/07/2025	*	16:34	2-2	1.000	0-0	.000	0-0	.000	0	2	2	3.6	2	2	0	0	0	4.4	
at Purdue	01/12/2025	*	14:36	2-2	1.000	0-0	.000	0-0	.000	1	0	1	3.5	1	1	1	1	0	4.4	
Rutgers	01/16/2025	*	16:34	3-3	1.000	0-0	.000	0-3	.000	3	3	6	3.6	1	2	0	1	0	6.6	
at Maryland	01/19/2025	*	03:46	0-0	.000	0-0	.000	0-0	.000	0	2	2	3.5	0	0	0	0	0	3.4	
Southern California	01/22/2025	*	11:31	0-0	.000	0-0	.000	0-0	.000	1	3	4	3.6	1	2	0	0	0	3.2	
Totals		18	270:06	27-35	.771	0-0	.000	3-11	.273	20	44	64	3.6	31	16	19	7	6	57	3.2

Player Averages

Games Played	Minutes/ game	Points/ game	FG Pct	3FG Pct	FT Pct	Rebounds/ game	Assists/ game	Turnovers/ game	Assist/Turnover ratio	Steals/ game	Blocks/ game
18	15.0	3.2	77.1	0.0	27.3	3.6	0.9	1.1	0.8	0.3	0.4



# HENRY BURT

SOPHOMORE • FORWARD • 6-7 • 222 • OMAHA, NEB. • ELKHORN SOUTH

- Third-year sophomore walk-on who provides depth in the frontcourt as he has made four appearances
- Played the final minute of the win over South Dakota and the final 2:06 of the win over North Florida
- Had a basket as he played the final 1:40 in the win over FDU
- Saw action in seven games in 2023-24, tallying two points and three rebounds in 10 minutes of work
- Scored his first career basket against Florida A&M and grabbed rebounds against Florida A&M, Stony Brook and Michigan
- Helped Elkhorn South to a 16-9 record and the school's first-ever Class A (largest class) state tournament appearance in 2022
- Honorable-mention Class A all-state pick after averaging 12.6 points and 6.1 rebounds per game

## 2024-25 HONORS

## MISC. STATS

Category	2024-25	Career
10+ Points	0	0
20+ Points	0	0
30+ Points	0	0
40+ Points	0	0
Double-Doubles	0	0
10+ Rebounds	0	0
10+ Assists	0	0
Led NU in Scoring	0	0
Led NU in Reb.	0	0
Led NU in Assists	0	0

## SEASON/CAREER HIGHS

Points	
Season:	2, FDU (11/13/24)
College Career:	2, Two times (last, 11/13/24)
Rebounds	
Season:	
College Career:	1, Three times (last, 2/10/23)
Field Goals	
Season:	1, FDU (11/13/24)
College Career:	1, Two times (last, 11/13/24)
3-Point Field Goals	
Season:	
College Career:	None
Free Throws	
Season:	
College Career:	None
Free Throw Attempts	
Season:	
College Career:	2, Florida A&M (11/9/23)
Assists	
Season:	
College Career:	None
Steals	
Season:	
College Career:	None
Blocks	
Season:	
College Career:	None
Minutes Played	
Season:	1:40, FDU (11/13/24)
College Career:	2:37, Lindenwood (11/6/23)

## CAREER STATS

			Field Goals		3-Point		F-Throws		Rebounds								Scoring			
SEASON	TEAM	GP-GS	MIN/AVG	FG-FGA	FG%	3FG-3FGA	3FG%	FT-FTA	FT%	OFF	DEF	TOT	AVG	PF-FO	A	TO	BLK	STL	PTS	AVG
2023-24	Nebr	7-0	10/1.4	1-2	.500	0-1	.000	0-2	.000	0	3	3	0.4	1-0	0	0	0	0	2	0.3
2024-25	Nebr	4-0	7/1.7	1-4	.250	0-1	.000	0-0	.000	0	0	0	0.0	1-0	0	0	0	0	2	0.5
TOTAL		11-0	16/1.5	2-6	.333	0-2	.000	0-2	.000	0	3	3	0.3	2-0	0	0	0	0	4	0.4

## 2024-25 GAME BY GAME

Opponent	Date	GS	MIN	Total		3-Pointers		Free throws		Rebounds				PF	A	TO	BLK	STL	PTS	AVG
				FG-FGA	PCT	3FG-3FGA	PCT	FT-FTA	PCT	OFF	DEF	TOT	AVG							
FDU	11/13/2024		01:40	1-2	.500	0-1	.000	0-0	.000	0	0	0	0.0	0	0	0	0	0	2	2.0
South Dakota	11/27/2024		00:56	0-0	.000	0-0	.000	0-0	.000	0	0	0	0.0	0	0	0	0	0	0	1.0
North Florida	12/01/2024		02:03	0-1	.000	0-0	.000	0-0	.000	0	0	0	0.0	1	0	0	0	0	0	0.7
Southern U.	12/30/2024		02:00	0-1	.000	0-0	.000	0-0	.000	0	0	0	0.0	0	0	0	0	0	0	0.5
Totals		0	06:39	1-4	.250	0-1	.000	0-0	.000	0	0	0	0.0	1	0	0	0	0	2	0.5

## Player Averages

Games Played	Minutes/ game	Points/ game	FG Pct	3FG Pct	FT Pct	Rebounds/ game	Assists/ game	Turnovers/ game	Assist/Turnover ratio	Steals/ game	Blocks/ game
4	1.7	0.5	25.0	0.0	0.0	0.0	0.0	0.0	0.0	0.0	0.0



2024-25 HONORS

RIENK MAST

SENIOR • FORWARD • 6-10 • 260 • GRONINGEN, NETHERLANDS • BRADLEY

- All-Big Ten performer who will miss the 2024-25 season after knee surgery in May of 2024
- Was a third-team All-Big Ten honoree by the coaches, as he averaged 12.3 ppg, 7.5 rpg and 3.0 apg, leading NU in rebounding and assists
- Reached double figures 20 times in 2023-24, including a career-high 34 points vs. Ohio State, including six 3-pointers, along with 10 rebounds
- Totaled six double-doubles, which was the most by a Husker since 2007-08
- Spent the summer of 2023 playing for the Netherlands National Team as they tried to qualify for the 2024 Olympics. He averaged 6.0 points, 6.0 rebounds and 1.3 assists in the 2023 FIBA Olympic Pre-Qualifying Tournament and was second on the team in rebounds per game
- Played three seasons at Bradley, totaling 1,001 points and 657 rebounds after missing the 2019-20 season because of injury
- Earned first-team All-Missouri Valley Conference honors in 2022-23, leading Bradley in scoring (13.8 ppg) and rebounding (8.0 rpg) while shooting 51 percent from the floor and 35 percent from 3-point range.
- Graduated from Bradley with a degree in physics in May of 2023 and is working on a master's degree in applied science

MISC. STATS

Category	2024-25	Career*
10+ Points	0	76
20+ Points	0	12
30+ Points	0	2
40+ Points	0	0
Double-Doubles	0	26
10+ Rebounds	0	30
10+ Assists	0	0
Led NU in Scoring	0	6
Led NU in Reb.	0	15
Led NU in Assists	0	6

\*Includes Bradley

CAREER STATS

				Field Goals		3-Point		F-Throws		Rebounds								Scoring		
SEASON	TEAM	GP-GS	MIN/AVG	FG-FGA	FG%	3FG-3FGA	3FG%	FT-FTA	FT%	OFF	DEF	TOT	AVG	PF-FO	A	TO	BLK	STL	PTS	AVG
2020-21	BRAD	28-19	657/23.4	93-192	.484	33-92	.359	21-29	.724	46	118	164	5.9	43-0	37	33	13	8	240	8.6
2021-22	BRAD	31-31	852/27.5	138-290	.476	27-95	.284	57-82	.695	81	180	261	8.4	54-0	44	49	29	17	360	11.6
2022-23	BRAD	29-29	834/28.8	162-313	.518	24-68	.353	53-72	.736	64	168	232	8.0	62-0	70	52	15	18	401	13.8
2023-24	Nebr	32-32	951/29.7	148-342	.433	42-122	.344	57-68	.838	61	180	241	7.5	63-1	95	58	16	13	395	12.3
TOTAL FOR Nebr		32-32	951/29.7	148-342	.433	42-122	.344	57-68	.838	61	180	241	7.5	63-1	95	58	16	13	395	12.3
TOTAL		120-111	3294/27.5	541-1137	.476	126-377	.334	188-251	.749	252	646	898	7.5	222-1	246	192	73	56	1396	11.6

2024-25 GAME BY GAME

SEASON/CAREER HIGHS

Points	
Season:	
College Career:	34, Ohio State (1/23/24)
Rebounds	
Season:	
College Career:	16, Florida A&M (11/9/23)
Field Goals	
Season:	
College Career:	13, Ohio State (1/23/24)
3-Point Field Goals	
Season:	
College Career:	6, Ohio State (1/23/24)
Free Throws	
Season:	
College Career:	7, Two times (last, 12/17/22)
Free Throw Attempts	
Season:	
College Career:	9, Two times (last, 12/17/22)
Assists	
Season:	
College Career:	8, Michigan (2/10/24)
Steals	
Season:	
College Career:	3, Two times (last, 12/22/22)
Blocks	
Season:	
College Career:	3, Two times (last, 3/3/23)
Minutes Played	
Season:	
College Career:	38, Three times (last, 2/1/24)

## 2024-25 BOXSCORES

## NEBRASKA 87, UTRGV 67



Official Basketball Box Score - Final  
UTRGV at Nebraska  
11/04/24 Pinnacle Bank Arena, Lincoln  
2024-25 Men's Basketball

Game Time: 7:01 PM  
Game Duration: 2:06  
Attendance: 14,305

Officials: Kelly Pfeifer, Chad Barlow, Jaurdan Love

## UTRGV - 67

## Record: 0-1

NO.	Name	Min	FG	3P	FT	Rebounds	Fouls	TP	AS	TO	ST	Blocks	BS	BA	+/
3	Dekedran Thorn	F 25:41	4-10	3-7	0-0	0 3 3	4 1 1	11	1	4	0	0	1	1	-11
33	Tommy Gankhyag	C 19:06	4-5	3-4	0-1	1 2 3	4 1 1	11	1	3	0	0	0	0	-8
10	Cliff Davis	G 30:11	4-12	4-10	0-0	2 5 7	3 0 12	0	1	0	0	1	0	0	8
4	Hasan Abdul Hakim	G 28:55	2-7	0-4	0-0	1 6 7	3 2 4	6	1	2	0	0	0	0	-18
25	Trey Miller	G 22:27	2-6	0-3	2-2	1 1 2	4 3 6	1	7	0	0	0	0	0	-26
4	K.T. Raimey	27:47	5-13	2-8	2-2	0 1 1	0 4 14	0	1	1	0	0	0	0	-7
5	Howie Fleming Jr.	15:39	2-4	1-2	2-4	1 1 1	2 3 7	2	2	0	0	0	0	0	-8
12	Kwo Agwa	05:32	0-0	0-0	0 0 1	1 4 0	0 0 0	0	0	0	0	0	0	0	-5
23	Isaiah Barganier	03:21	0-2	0-0	0-0	0 0 0	1 0 0	0	0	0	0	0	0	0	-3
21	Marshall Destremna	10:45	0-0	0-0	0 0 2	2 4 1	0 0 0	0	0	0	0	0	0	0	0
2	Jaylen Washington	10:37	1-3	0-1	0-0	0 1 1	0 0 0	2	0	0	0	0	0	0	-6
Team						1 1 2	0 0 0	0	0	0	0	0	0	0	0
Totals			24-62	13-41	6-9	9 23 32	27 15 67	11	20	4	0	2	0	2	-20

Technical Fouls: NONE

Shooting By Period		
1 <sup>st</sup> FG%	11-30	36.7%
3PT%	8-25	32.0%
FT%	6-9	66.7%
2 <sup>nd</sup> FG%	13-32	40.6%
3PT%	5-16	31.3%
FT%	0-0	0%
GMFG%	24-62	38.7%
3PT%	13-41	31.7%
FT%	6-9	66.7%

Dead Ball Rebounds: 1, 0

## Nebraska - 87

## Record: 1-0

NO.	Name	Min	FG	3P	FT	Rebounds	Fouls	TP	AS	TO	ST	Blocks	BS	BA	+/
4	Juwan Gary	F 25:22	2-8	1-4	4-4	2 2 4	2 2 2	9	0	2	1	0	0	0	26
9	Berke Buyukuncel	F 26:35	3-4	0-0	0-0	1 5 6	3 1 1	6	2	1	2	0	0	0	21
34	Braxton Meah	C 10:17	0-2	0-0	0-3	1 3 4	2 3 0	0	2	2	0	0	0	0	5
3	Brice Williams	G 27:47	8-18	1-6	10-11	1 4 5	0 6 27	0	2	0	0	0	0	0	8
24	Rollie Worster	G 29:25	6-7	1-1	5-9	2 7 9	1 9 18	3	3	4	1	0	0	0	21
23	Andrew Morgan	20:22	3-6	0-0	4-6	2 3 5	3 4 10	0	0	0	0	0	0	0	6
0	Connor Essegian	23:16	4-5	3-4	2-2	0 4 4	1 2 13	2	2	1	0	0	0	0	15
2	Ahron Ulis	10:35	0-1	0-1	0-0	1 1 2	1 0 0	0	2	0	1	0	0	0	-1
12	Gavin Griffiths	13:59	2-5	0-3	0-0	1 2 3	1 0 4	0	0	0	0	0	0	0	4
1	Sam Holberg	12:23	0-1	0-0	0-0	0 0 0	1 0 0	0	1	0	0	0	0	0	-5
Team						0 0 0	0 0 0	0	0	0	0	0	0	0	0
Totals			28-57	6-19	25-35	11 31 42	15 27 87	11	13	9	2	0	0	20	20

Technical Fouls: NONE

Shooting By Period		
1 <sup>st</sup> FG%	12-23	52.2%
3PT%	2-7	28.6%
FT%	16-23	69.6%
2 <sup>nd</sup> FG%	16-34	47.1%
3PT%	4-12	33.3%
FT%	9-12	75%
GMFG%	28-57	49.1%
3PT%	6-19	31.6%
FT%	25-35	71.4%

Dead Ball Rebounds: 5, 0

UTRGV		NEB	
Biggest lead	2 (1 <sup>st</sup> 9:30)	20 (2 <sup>nd</sup> 0:18)	
Best Scoring Run	7 (2 <sup>nd</sup> 9:14)	12 (2 <sup>nd</sup> 2:40)	
Lead Changes	10		
Times Tied	5		
Time with Lead	03:21	33:20	

Points from		UTRGV		NEB	
Turnovers	11	26			
Paint	18	40			
Second Chance	15	10			
Fast Breaks	0	9			
Bench	23	27			

Period by Period Scoring			
	1st	2nd	TOT
UTRGV	36	31	67
NEB	42	45	87

## NEBRASKA 63, BETHUNE-COOKMAN 58



Official Basketball Box Score - Final  
Bethune-Cookman at Nebraska  
11/09/24 Pinnacle Bank Arena, Lincoln  
2024-25 Men's Basketball

Game Time: 7:01 PM  
Game Duration: 2:05  
Attendance: 15,138

Officials: Jeffrey Anderson, Amy Bonner, Scott Brown

## Bethune-Cookman - 58

## Record: 0-2

NO.	Name	Min	FG	3P	FT	Rebounds	Fouls	TP	AS	TO	ST	Blocks	BS	BA	+/
12	Jesus Carralero Martin	F 34:21	4-9	1-5	0-0	0 4 4	2 1 9	4	5	2	2	0	0	0	-8
15	Reggie Ward Jr.	F 25:14	2-5	1-1	4-5	2 5 7	5 3 9	0	3	0	1	1	1	4	4
22	Daniel Rouzan	F 15:34	2-5	0-1	0-0	0 2 2	2 0 4	0	0	0	0	0	0	0	-10
2	Brayon Freeman	G 22:47	3-11	2-6	0-0	0 3 3	1 1 8	0	3	2	0	1	0	0	-9
5	Glenn Hunt	G 35:32	4-8	2-4	0-0	3 6 3	3 3 10	4	6	0	0	0	0	0	-3
33	David Onanina	16:12	2-5	0-0	1-2	0 4 4	4 0 5	0	1	0	2	0	0	0	6
21	Jarrell Love	03:51	0-1	0-0	0-0	1 0 1	1 1 0	0	2	0	0	0	0	0	-7
32	Jerome Beya	04:19	0-1	0-0	0-0	0 0 0	0 2 0	0	0	0	0	0	0	0	-4
1	Trey Thomas	24:34	3-12	2-5	0-0	0 2 2	1 2 8	0	2	1	1	0	0	0	0
3	Seneca Willoughby	04:28	0-0	0-0	0-0	1 0 1	0 0 0	0	0	0	0	0	0	0	-2
10	Kali Camara	13:08	2-5	1-4	0-0	4 3 7	2 2 5	1	0	0	0	0	0	0	8
Team						1 1 2	0 0 0	0	0	0	0	0	0	0	0
Totals			22-62	9-26	5-7	12 27 39	23 13 58	11	22	5	5	4	0	5	-5

Technical Fouls: NONE

## Nebraska - 63

## Record: 2-0

NO.	Name	Min	FG	3P	FT	Rebounds	Fouls	TP	AS	TO	ST	Blocks	BS	BA	+/
4	Juwan Gary	F 31:19	4-10	0-1	3-4	2 7 9	0 2 11	1	1	5	0	0	0	0	0
9	Berke Buyukuncel	F 25:31	2-6	0-3	2-2	2 5 7	0 3 6	0	1	0	2	0	0	0	8
34	Braxton Meah	C 20:14	4-6	0-0	1-1	1 3 4	2 2 9	1	2	0	1	0	0	0	-3
3	Brice Williams	G 25:54	2-6	2-4	4-5	1 2 3	3 6 10	2	6	1	0	0	0	0	1
24	Rollie Worster	G 23:19	1-5	1-3	2-2	1 0 1	0 1 5	2	5	2	2	0	0	0	9
0	Connor Essegian	14:11	2-6	0-3	4-4	1 1 1	3 8 0	0	1	0	0	0	0	0	1
2	Ahron Ulis	16:41	1-5	0-3	3-4	3 2 5	2 2 5	1	0	0	0	0	0	0	-4
23	Andrew Morgan	11:15	2-4	0-0	2-3	0 3 3	2 3 6	0	2	0	1	1	0	0	8
12	Gavin Griffiths	13:12	1-2	1-2	0-0	2 2 2	3 0 3	0	3	0	0	0	0	0	7
1	Sam Holberg	18:24	0-5	0-3	0-1	0 2 2	1 1 0	1	0	0	3	0	0	0	-1
Team						2 1 3	0 0 0	0	0	0	0	0	0	0	0
Totals			19-55	4-22	21-26	13 28 41	14 23 63	11	18	11	4	5	5	5	5

Technical Fouls: Ulis 2<sup>nd</sup> 10:21

BEC		NEB	
Biggest lead	6 (1 <sup>st</sup> 14:54)	16 (2 <sup>nd</sup> 13:55)	
Best Scoring Run	8 (2 <sup>nd</sup> 10:21)	9 (2 <sup>nd</sup> 13:55)	
Lead Changes	2		
Times Tied	2		
Time with Lead	08:34	26:17	

Points from		BEC		NEB	
Turnovers	12	21			
Paint	24	30			
Second Chance	8	11			
Fast Breaks	4	19			
Bench	18	22			

Period by Period Scoring			
	1st	2nd	TOT
BEC	24	34	58
NEB	29	34	63

## NEBRASKA 86, FDU 60



Official Basketball Box Score - Final  
FDU at Nebraska  
11/13/24 Pinnacle Bank Arena, Lincoln, Neb.  
2024-25 Men's Basketball

Game Time: 7:01 PM  
Game Duration: 1:57  
Attendance: 14,473

Officials: Earl Walton, Michael Irving, Rob Kueneman

## FDU - 60

## Record: 1-3

NO.	Name	Min	FG	3P	FT	Rebounds	Fouls	TP	AS	TO	ST	Blocks	BS	BA	+/
7	Bismark Nsiah	F 22:41	1-2	0-0	0-1	0 2 2	3 1 2	1	2	0	0	0	0	0	-10
13	Jo'el Emanuel	F 29:45	4-10	0-5	2-2	0 4 4	3 1 10	4	0	0	0	0	0	0	-15
2	Terrence Brown	G 35:55	9-18	2-4	3-4	0 8 8	2 6 23	1	4	3	0	2	0	0	-20
8	Ahmed Barba-Bey	G 26:34	3-8	3-4	1-2	0 2 2	4 3 10	3	1	0	0	1	0	0	-27
20	Dylan Jones	G 32:19	4-11	2-8	0-0	2 1 3	0 0 10	1	2	0	1	0	0	0	-21
24	Brayden Reynolds	19:45	1-3	0-1	0-0	2 3 5	3 1 2	1	4	1	2	0	0	0	-8
12	Cameron Tweedy	15:43	1-4	0-0	1-2	1 3 3	2 3 1	1	1	2	0	0	0	0	-2
35	Jacob Warren	05:10	0-0	0-0	0-0	0 0 0	1 0 0	0	0	0	0	0	0	0	-15
1	Jameel Morris	07:00	0-1	0-1	0-0	0 0 0	1 0 0	0	0	1	0	0	0	0	-6
15	Josiah Morris	03:10	0-0	0-0	0-0	0 1 1	2 0 0	0	0	1	0	0	0	0	-3
5	Chidube Elwommadu	01:58	0-0	0-0	0-0	0 0 0	0 0 0	0	0	0	0	0	0	0	-3
Team						1 2 3	0 0 0	0	1	0	0	0	0	0	0
Totals			23-57	7-23	7-11	7 24 31	21 15 60	12	17	6	3	6	0	26	26

Technical Fouls: NONE

Shooting By Period		
1st	FG%	9-24 37.5%
	3PT%	3-10 30.0%
	FT%	4-7 57.1%
2nd	FG%	14-33 42.4%
	3PT%	4-13 30.8%
	FT%	3-4 75%
3rd	FG%	23-57 40.4%
	3PT%	7-23 30.4%
	FT%	7-11 63.6%



NEBRASKA 74, NO. 14 CREIGHTON 63



Official Basketball Box Score - Final  
Nebraska at #14 Creighton  
11/29/24 CHI Health Center Omaha, Omaha  
2024-25 Creighton Men's Basketball

Game Time: 7:01 PM  
Game Duration: 2:11  
Attendance: 18,475

Officials: Pat Driscoll, James Breeding, Keith Kimble

Record: 4-1												
NO. Name	Min	FG M-A	3P M-A	FT M-A	Rebounds OR DR TOT	Fouls PF FO	TP	AS	TO	ST	Blocks BS BA	+/-
4 Juwan Gary	F 33:43	6-13	2-5	2-2	2 5 7	4 1 16	1 0	2	0	0	1 1	11
9 Berke Buyuktuncel	F 22:26	4-7	1-3	3-4	1 8 9	4 3 12	2 2	0	0	0	0 8	8
34 Braxton Meah	C 11:11	0-0	0-0	0-0	1 5 6	4 1 0	0	0	1	0	0 9	9
3 Brice Williams	G 31:25	4-12	0-1	8-8	0 2 2	1 5 16	0 1	1	0	0	0 1	1
24 Rolie Worster	G 30:20	4-11	0-2	3-4	1 3 4	4 2 11	2 1	2	0	2	4	4
23 Andrew Morgan	18:36	1-3	0-1	0-2	2 2 4	2 2 2	3 1	1	0	0	1	1
0 Connor Essegian	21:20	4-6	1-2	6-9	0 2 2	0 4 15	0 0	0	0	0	0 1	8
2 Ahron Ulis	11:08	1-3	0-1	0-1	0 0 0	0 1 1	2 0	1	1	0	0 5	5
1 Sam Hoberg	14:53	0-1	0-0	0-0	0 2 2	3 0 0	0 0	0	0	1	0 9	9
12 Gavin Griffiths	03:52	0-1	0-0	0-0	0 1 1	0 0 0	0 0	0	1	0	0 4	4
31 Cale Jacobsen	01:06	0-0	0-0	0-0	0 0 0	0 0 0	0 0	0	0	0	0 5	5
Team					0 0 0	0 0 0	0 0	0	0	0	0 0	0
Totals		24-57	4-16	22-30	7 30 37	22 19 74	8 7	10	1	3	11	

Shooting By Period			
1 <sup>st</sup> FG%	12-25	46.2%	
3PT%	3-8	37.5%	
FT%	8-13	61.5%	
2 <sup>nd</sup> FG%	12-31	38.7%	
3PT%	1-8	12.5%	
FT%	14-17	82.4%	
GM FG%	24-57	42.1%	
3PT%	4-16	25.0%	
FT%	22-30	73.3%	
Dead Ball Rebounds: 5, 0			

Record: 4-1												
NO. Name	Min	FG M-A	3P M-A	FT M-A	Rebounds OR DR TOT	Fouls PF FO	TP	AS	TO	ST	Blocks BS BA	+/-
41 Isaac Traudt	F 14:50	0-2	0-0	0-0	0 3 3	0 0 0	0	1	0	0	0 -12	12
11 Ryan Kalkbrenner	C 38:37	0-1	0-1	4-8	5 6 11	4 10 4	2	1	0	1	0 -8	8
1 Steven Ashworth	G 35:28	4-13	4-13	4-4	0 1 1	2 4 16	4	7	0	0	0 -10	10
2 Pop Isaacs	G 34:30	7-18	5-12	6-8	0 7 7	4 4 25	1	3	1	0	0 -10	10
8 Kamiya Neal	G 35:16	4-8	1-4	1-1	0 4 4	2 1 10	4	2	2	1	0 -9	9
23 Mason Miller	14:33	0-3	0-3	0-0	2 2 2	4 0 0	0	1	2	0	0 3	3
13 Jackson McAndrew	17:10	2-6	2-6	2-2	0 5 5	2 1 8	0	0	0	1	0 2	2
33 Fredrick King	01:23	0-0	0-0	0-0	0 1 1	1 0 0	0	0	0	0	0 -3	3
0 Jaseen Green	07:01	0-0	0-0	0-0	0 0 0	0 2 0	0	0	0	1	0 -3	3
9 Ty Davis	00:40	0-1	0-1	0-0	0 0 0	0 0 0	0	0	0	0	0 -2	2
12 Shane Thomas	00:32	0-0	0-0	0-0	0 0 0	0 0 0	0	0	0	0	0 -3	3
Team					1 2 3	0 0 0	0	1	0	0	0 0	0
Totals		17-52	12-42	17-23	8 29 37	19 22 63	12 17	14	3	1	11	

Shooting By Period			
1 <sup>st</sup> FG%	7-25	28.0%	
3PT%	5-20	25.0%	
FT%	5-8	63.3%	
2 <sup>nd</sup> FG%	10-27	37.0%	
3PT%	7-22	31.8%	
FT%	12-17	70.6%	
GM FG%	17-52	32.7%	
3PT%	12-42	28.6%	
FT%	17-23	73.9%	
Dead Ball Rebounds: 3, 0			

	NEB	CU					
Biggest lead	18 (1 <sup>st</sup> 2:53)	0 (1 <sup>st</sup> 20:00)	Points from Turnovers	NEB	CU	Period by Period Scoring	
Best Scoring Run	11 (1 <sup>st</sup> 2:53)	6 (1 <sup>st</sup> 1:32)	Paint	28	10		1st 2nd TOT
Lead Changes	0		Second Chance	9	3	NEB	35 39 74
Times Tied	1		Fast Breaks	4	12		
Time with Lead	38:11	00:00	Bench	19	8	CU	24 39 63

NEBRASKA 96, SOUTH DAKOTA 79



Official Basketball Box Score - Final  
South Dakota at Nebraska  
11/27/24 Private Bank Arena, Lincoln  
2024-25 Men's Basketball

Game Time: 5:35 PM  
Game Duration: 2:03  
Attendance: 15,172

Officials: Brian Dorsey, Edwin Young, Brian McNitt

Record: 6-3												
NO. Name	Min	FG M-A	3P M-A	FT M-A	Rebounds OR DR TOT	Fouls PF FO	TP	AS	TO	ST	Blocks BS BA	+/-
54 Cameron Fens	C 24:12	3-5	0-0	2-2	2 1 3	1 1 8	1	0	0	1	0 -8	8
1 Kaleb Stewart	G 21:47	3-10	2-7	0-0	0 5 5	0 1 8	3	1	1	0	0 3	3
3 Max Burchill	G 14:03	1-1	0-0	0-0	1 0 1	1 0 2	1	4	0	0	0 -14	14
9 Chase Forte	G 21:16	7-14	3-7	3-4	0 0 0	3 2 20	0	3	1	0	0 -22	22
23 Paul Bruns	G 27:49	2-6	2-6	0-0	0 5 5	2 0 6	3	0	1	0	0 -21	21
11 Quandre Bullock	25:27	5-12	0-3	6-8	2 1 3	1 6 16	1	2	3	0	1 -8	8
21 Jake Brack	12:54	0-1	0-1	0-2	0 1 1	3 1 0	0	0	0	0	0 2	2
12 Isaac Bruns	21:04	3-7	1-3	5-7	1 1 2	3 12	0	0	0	0	0 -7	7
32 Ashton Smith	12:56	0-0	0-0	0-0	1 5 6	2 0 0	0	1	0	1	0 -7	7
2 Shay Eberwein	16:38	2-4	0-1	3-4	1 2 3	2 2 7	3	1	0	1	0 0	0
0 Mayuom Buom	01:54	0-0	0-0	0-0	0 0 0	0 0 0	0	0	0	0	0 -3	3
Team					1 3 4	0 0	0	0	0	0	0 0	0
Totals		26-60	8-28	19-27	9 24 33	16 16 79	12	12	6	3	2 -17	17

Shooting By Period			
1 <sup>st</sup> FG%	13-35	37.1%	
3PT%	4-17	23.5%	
FT%	5-6	83.3%	
2 <sup>nd</sup> FG%	13-25	52.0%	
3PT%	4-11	36.4%	
GM FG%	26-60	43.3%	
3PT%	8-28	28.6%	
FT%	19-27	70.4%	
Dead Ball Rebounds: 4, 0			

Record: 5-1												
NO. Name	Min	FG M-A	3P M-A	FT M-A	Rebounds OR DR TOT	Fouls PF FO	TP	AS	TO	ST	Blocks BS BA	+/-
4 Juwan Gary	F 02:22	0-1	0-1	0-0	0 1 1	0 0 0	0	0	0	0	0 0	0
9 Berke Buyuktuncel	F 12:29	2-3	0-1	2-2	3 3 6	0 1 6	3	3	1	0	0 11	11
34 Braxton Meah	C 21:11	6-6	0-0	0-0	1 4 5	2 0 12	1	4	2	0	0 25	25
3 Brice Williams	G 27:14	7-11	4-6	3-4	0 0 0	4 2 21	4	2	3	0	0 25	25
24 Rolie Worster	G 28:36	1-4	0-1	4-5	0 8 8	1 4 6	6	1	1	1	0 20	20
0 Connor Essegian	32:36	10-22	6-15	3-3	0 2 2	2 2 9	5	1	0	0	1 19	19
23 Andrew Morgan	17:53	1-3	1-1	5-6	4 3 7	1 4 8	2	1	0	1	0 13	13
1 Sam Hoberg	23:47	4-6	1-2	0-0	0 2 2	1 1 9	1	2	3	0	0 11	11
2 Ahron Ulis	11:24	1-4	1-2	0-1	1 1 2	0 1 3	1	2	1	0	1 -1	1
12 Gavin Griffiths	10:01	1-5	0-2	0-0	1 3 4	0 1 0	0	0	0	0	0 -9	9
31 Cale Jacobsen	10:35	0-3	0-2	0-0	0 1 1	1 1 2	0	1	0	0	0 -4	4
8 Jeff Grace	00:56	0-0	0-0	0-0	1 0 1	0 0 0	0	0	0	0	0 -2	2
35 Henry Burt	00:56	0-0	0-0	0-0	0 0 0	0 0 0	0	0	0	0	0 -2	2
Team					3 1 4	0 0	0	0	0	0	0 0	0
Totals		33-68	13-33	17-21	14 29 43	16 16 96	24	29	43	10	2 3 17	17

	SDK	NEB				
Biggest lead	0 (1 <sup>st</sup> 20:00)	23 (2 <sup>nd</sup> 17:35)	Points from Turnovers	SDK	NEB	Period by Period Scoring
Best Scoring Run	7 (1 <sup>st</sup> 6:57)	10 (1 <sup>st</sup> 5:26)	Paint	36	38	
Lead Changes	0	0	Second Chance	13	7	SDK
Times Tied	1		Fast Breaks	7	12	35
Time with Lead	00:00	39:28	Bench	35	51	NEB
						54
						42
						96

NEBRASKA 103, NORTH FLORIDA 72



Official Basketball Box Score - Final  
North Florida at Nebraska  
12/01/24 Private Bank Arena, Lincoln  
2024-25 Men's Basketball

Game Time: 3:07 PM  
Game Duration: 1:48  
Attendance: 15,359

Officials: Keith Kimble, Verne Harris, Jason Phillips

Record: 5-3												
NO. Name	Min	FG M-A	3P M-A	FT M-A	Rebounds OR DR TOT	Fouls PF FO	TP	AS	TO	ST	Blocks BS BA	+/-
10 Josh Harris	F 14:52	3-6	0-1	2-4	0 4 4	2 4 8	0	0	0	0	0 -17	17
0 Jasai Miles	G 29:17	6-16	2-8	0-1	1 7 8	2 1 14	3	1	1	0	1 -17	17
2 Nate Literas	G 25:47	6-9	4-7	1-1	1 2 3	5 2 17	0	1	0	0	0 -13	13
4 Jaylen Smith	G 21:48	3-6	2-5	4-4	1 1 2	3 12 6	5	0	0	0	0 -11	11
33 Oscar Berry	G 18:20	2-4	2-4	0-0	0 0 0	3 0 6	0	1	0	0	0 -8	8
7 Liam Murphy	19:16	3-12	3-10	1-2	1 4 5	1 1 10	0	0	0	0	1 -9	9
11 Karmir Onil	20:12	0-5	0-5	0-0	0 1 1	2 1 0	1	0	0	0	0 -21	21
3 Mason Lee	15:54	1-1	1-1	0-0	0 0 0	2 0 3	0	3	1	1	0 -13	13
55 Ametri Moss	18:12	1-3	0-0	0-0	2 3 5	0 0 2	3 3	0	0	0	1 -20	20
5 Dante Oliver	12:11	0-2	0-2	0-0	0 2 2	1 0 0	0	0	2	0	0 -16	16
24 Nestor Dyachok	04:11	0-1	0-0	0-0	0 0 0	1 1 0	0	0	0	0	0 -10	10
Team					3 2 5	0 0	0	0	0	0	0 0	0
Totals		25-65	14-43	8-12	10 27 37	19 12 72	13	16	2	1	4 -31	31

Shooting By Period		
1 <sup>st</sup>	FG%	12-32 37.5%
	3PT%	5-22 22.7%
	FT%	3-7 42.9%
2 <sup>nd</sup>	FG%	13-33 39.4%
	3PT%	9-21 42.9%
	FT%	5-5 100%
3 <sup>rd</sup>	GMFG%	25-65 38.5%
	3PT%	14-43 32.6%
	FT%	8-12 66.7%

Dead Ball Rebounds: 2, 0

## 2024-25 BOXSCORES

## NEBRASKA 85, INDIANA 68



Official Basketball Box Score - Final  
Indiana at Nebraska  
12/13/24 Pinnacle Bank Arena, Lincoln  
2024-25 Men's Basketball

Game Time: 7:03 PM  
Game Duration: 2:06  
Attendance: 14,635

Officials: Earl Walton, Doug Simmons, Kelly Pfeifer

Indiana - 68

Record: 8-3 (1-1)

NO.	Name	Min	FG M-A	3P M-A	FT M-A	Rebounds OR DR TOT	Fouls PF FD	TPs F-T	AS	TO	ST	Blocks BS	BA	+/-
5	Malik Reneau	F 19:42	3-6	0-1	6-8	2 1 3	4 4	12	1	0	0	0	0	-14
21	Mackenzie Mgbako	F 13:21	1-4	0-1	0-0	2 3 5	3 0	2	1	0	0	1	0	-5
11	Oumar Ballo	C 31:04	3-4	0-0	2-4	4 7 11	2 3	8	1	2	0	1	0	-16
1	Myles Rice	G 28:19	8-13	1-4	3-4	1 2 3	4 3	20	1	3	4	0	0	-20
32	Trey Galloway	G 32:26	3-12	3-9	1-2	1 0 1	1 2	10	3	2	0	0	0	-24
8	Bryson Tucker	24:36	1-9	1-5	2-2	2 3 5	0 3	5	0	1	1	0	0	1
9	Kanaan Carlyle	13:25	1-7	0-5	0-0	0 1 1	3 0	2	2	1	1	0	0	10
10	Luke Goode	27:14	3-10	3-10	0-0	2 2 4	3 1	9	1	0	1	0	1	-18
3	Anthony Leal	09:53	0-0	0-0	0-0	0 1 1	0 0	0	0	0	0	0	0	1
Team						1	0	1	0					
Totals			23-65	8-35	14-20	15	20	68	10	9	7	3	1	-17

Technical Fouls: NONE

Nebraska - 85

Record: 7-2 (1-1)

NO.	Name	Min	FG	3P	FT	Rebounds	Fouls	TP	AS	TO	ST	Blocks	BS	BA	+/-		
			M-A	M-A	M-A	OR DR TOT	PF FD										
4	Juwan Gary	F 31:50	5-10	2-4	2-3	1	4	5	4	14	1	2	0	0	1	21	
9	Berke Buyuktuncel	F 20:04	2-3	1-1	0-0	0	5	5	3	0	5	3	2	0	0	3	
34	Braxton Meah	C 15:22	2-2	0-0	0-0	0	3	3	1	2	4	0	3	0	0	4	
3	Brice Williams	G 34:25	10-15	2-3	8-11	0	6	6	1	7	30	5	2	1	0	25	
24	Rollie Worster	G 18:20	2-3	0-1	0-0	0	2	2	3	1	4	2	1	1	0	18	
23	Andrew Morgan	17:56	4-5	0-0	2-4	2	3	5	2	2	10	1	1	1	0	9	
0	Connor Essegian	27:42	4-7	2-3	3-4	0	3	3	1	2	13	0	1	0	0	6	
2	Ahron Ulis	16:41	1-4	1-2	0-2	0	2	2	1	1	3	2	1	1	0	-7	
1	Sam Holberg	15:03	0-0	0-0	2-2	0	1	1	1	0	2	2	1	1	0	4	
31	Cale Jacobsen	02:37	0-0	0-0	0-0	0	1	1	0	0	0	0	0	0	0	2	
Team						2	0	2			0	0					
Totals			30-49	8-14	17-26	6	29	35	16	20	85	16	14	5	1	3	17

Technical Fouls: NONE

	IND	NEB
Biggest lead	4 (1 <sup>st</sup> 11:09)	17 (2 <sup>nd</sup> 0:30)
Best Scoring Run	8 (1 <sup>st</sup> 11:09)	10 (2 <sup>nd</sup> 3:31)
Lead Changes	6	
Times Tied	5	
Time with Lead	05:08	32:49

Points from	IND	NEB
Turnovers	14	14
Paint	24	36
Second Chance	10	8
Fast Breaks	12	4
Bench	16	28

Period by Period Scoring	1st	2nd	TOT
IND	41	27	68
NEB	44	41	85

Shooting By Period	1st	2nd	3rd	4th	FT	GMFG
FG	13-29	13-29	13-29	13-29	13-29	13-29
3P	5-15	5-15	5-15	5-15	5-15	5-15
FT	10-14	10-14	10-14	10-14	10-14	10-14
2nd FG	10-36	10-36	10-36	10-36	10-36	10-36
3P	3-20	3-20	3-20	3-20	3-20	3-20
FT	4-6	4-6	4-6	4-6	4-6	4-6
GMFG	23-65	23-65	23-65	23-65	23-65	23-65
3P	8-35	8-35	8-35	8-35	8-35	8-35
FT	14-20	14-20	14-20	14-20	14-20	14-20

Dead Ball Rebounds: 4, 0

## NEBRASKA 66, MURRAY STATE 49



Official Basketball Box Score - Final  
Nebraska at Murray St.  
12/22/24 Simpfl Arena at Stan Sheriff Center, Honolulu  
2024-25 Men's Basketball

Game Time: 4:00 PM  
Game Duration: 1:54  
Attendance: 5,049

Officials: Keith Kimble, John Floyd, Crystal Hogen

Nebraska - 66

Record: 8-2

NO.	Name		Min	FG	3P	FT	Rebounds			Fouls	TP	AS	TO	ST	Blocks	BS	+/-	
				M-A	M-A	M-A	OR	DR	TOT	PF	FD							
4	Juwan Gary	F	22:45	2-8	0-0	5-5	0	3	3	4	4	9	1	0	0	1	21	
9	Berke Buyuktuncel	F	25:31	3-6	0-2	0-0	2	7	9	2	1	6	0	1	1	1	6	
34	Braxton Meah	C	15:11	1-1	0-0	0-0	1	2	3	1	2	2	1	2	2	0	4	
3	Brice Williams	G	29:31	4-10	1-3	0-0	0	2	2	2	0	9	2	2	2	1	0	
24	Rollie Worster	G	23:46	4-5	0-1	3-4	1	6	7	2	5	11	1	2	0	0	7	
0	Connor Essegian		32:05	5-13	5-10	0-0	0	2	2	0	0	15	0	3	0	0	13	
23	Andrew Morgan		22:55	6-7	0-0	0-0	1	11	12	1	0	12	0	2	0	1	16	
1	Sam Holberg		22:35	1-3	0-1	0-0	0	1	1	0	0	2	1	1	1	0	8	
31	Cale Jacobsen		05:41	0-0	0-0	0-0	0	0	0	0	0	0	1	0	0	0	3	
Team							1	0	1			0	1					
Totals				26-53	6-17	8-9	6	34	40	12	12	66	6	15	6	4	3	17

Technical Fouls: NONE

Murray St. - 49

Record: 6-5

NO.	Name	Min	FG	3P	FT	Reb	TOB	Fouls	PF	TP	AS	TO	ST	BS	BA	+/-			
			M-A	M-A	M-A	OR	DR	TOT	PF	FD									
23	Nick Ellington	F 21:21	0-2	0-0	1-4	1	4	5	2	3	1	0	0	0	0	1			
0	Kylen Milton	G 33:52	7-15	3-7	2-4	0	4	4	1	5	19	1	1	2	0	-14			
7	AJ Ferguson	G 37:19	2-7	1-4	3-4	0	3	3	2	2	8	1	1	2	0	-8			
9	Terence Harcum	G 34:01	1-13	1-8	0-0	0	0	0	0	2	0	1	1	0	0	-11			
24	JaCobi Wood	G 34:18	3-11	1-5	0-0	1	2	3	0	0	7	5	5	0	0	-16			
13	Aiden Applewhite	09:31	1-2	1-2	2-2	0	1	1	3	1	5	0	0	0	0	-8			
2	KyeRon Lindsay	18:39	3-4	0-0	0-1	3	4	7	2	1	6	0	1	0	2	-13			
11	Justin Morgan	10:59	0-1	0-1	0-0	0	0	0	0	0	0	1	0	0	0	-11			
Team						2		1	3			0	0						
Totals			17-55			7-27	8-15	7	19	26	12	12	49	7	10	5	3	4	-17

Technical Fouls: NONE

	Neb	Murray
Biggest lead	23 (2 <sup>nd</sup> 18:50)	0 (1 <sup>st</sup> 20:00)
Best Scoring Run	16 (1 <sup>st</sup> 9:05)	7 (1 <sup>st</sup> 7:44)
Lead Changes	0	
Times Tied	0	
Time with Lead	38:44	00:00

Points from	Neb	Murray
Turnovers	7	7
Paint	32	18
Second Chance	4	7
Fast Breaks	4	7
Bench	29	11

Period by Period Scoring	1st	2nd	TOT
Neb	34	32	66
Murray	14	35	49

## NEBRASKA 69, HAWAII 55



Official Basketball Box Score - Final  
Nebraska at Hawaii  
12/23/24 Simpfl Arena at Stan Sheriff Center, Honolulu  
2024-25 Men's Basketball

Game Time: 6:30 PM  
Game Duration: 1:57  
Attendance: 4,511

Officials: Bart Lennox, Edwin Young, Anthony Burris

Nebraska - 69

Record: 9-2

NO.	Name	Min	FG	3P	FT	Rebounds	Fouls	TP	AS	TO	ST	Blocks	BS	BA	++
			M-A	M-A	M-A	OR DR TOT	PF FD								
4	Juwan Gary	F 31:01	8-10	3-4	2-2	1 3 4	4 2	21	0	3	1	2	0	9	19
9	Berke Buyuktuncel	F 27:42	1-7	0-3	0-1	4 5 9	2 2	2	1	1	3	1	0	16	16
34	Braxton Meah	C 21:07	3-4	0-0	0-0	2 3 5	1 2	6	1	1	0	1	0	14	14
3	Brice Williams	G 33:33	10-18	4-5	8-8	0 2 2	1 6	32	3	2	2	0	0	16	16
24	Rollie Worster	G 32:43	2-9	0-3	0-0	1 4 5	1 1	4	3	3	0	0	0	14	14
0	Connor Essegian	20:48	1-4	0-1	0-0	1 1 2	0 0	2	0	0	0	0	0	5	5
1	Sam Holberg	20:35	1-2	0-1	0-0	0 0 0	1 2	2	1	1	1	0	0	4	4
23	Andrew Morgan	12:01	0-1	0-0	0-0	0 1 1	3 0	0	1	0	1	0	0	-5	-5
31	Cale Jacobsen	00:31	0-0	0-0	0-0	0 0 0	0 0	0	0	0	0	0	0	-3	-3
Team						0 0 0	0 0	0	1						
Totals			26-55	7-17	10-11	9 19 28	13 15	69	10	12	8	4	1	14	14

Technical Fouls: 0

Technical Fouls: NONE

Hawaii - 55

Record: 7-4

NO.	Name	Min	M-A	M-A	M-A	OR	DR	TOT	PF	FD	TP	AS	TO	ST	BS	BA	+/-
5	Gylis Nemeiksa	F 23:42	0-5	0-4	1-2	0	4	4	2	1	0	2	0	0	0	0	-19
32	Tanner Christensen	C 22:03	0-1	0-0	3-4	0	4	4	2	3	3	0	0	0	0	0	-11
0	Kody Williams	G 23:54	5-5	0-0	0-0	0	1	1	1	1	10	2	5	0	0	0	-4
4	Marcus Greene	G 25:24	4-10	3-6	0-0	1	1	2	2	0	11	0	2	0	0	1	-14
22	Ryan Rapp	G 32:13	4-11	0-4	1-2	2	2	4	1	2	9	1	1	3	0	0	-14
2	Tom Beattie	25:35	2-7	0-1	0-0	0	0	0	1	0	4	1	0	1	0	3	-5
20	Jerome Palm	07:34	0-0	0-0	0-0	0	1	1	1	1	0	1	0	0	0	0	-2
14	Harry Roulidoff	14:46	2-2	0-0	3-5	1	1	2	1	3	7	1	0	0	0	0	0
34	Akira Jacobs	13:49	3-6	2-5	2-2	2	1	3	2	1	10	0	1	0	0	2	0
30	Aaron Hunkin-Clayton	09:50	0-0	0-0	0-0	0	1	1	0	0	0	1	0	0	0	0	-3
6	Os Obasohan	00:28	0-0	0-0	0-0	0	0	0	0	0	0	0	0	0	0	0	0
8	Al Ector	00:28	0-0	0-0	0-0	0	0	0	0	0	0	0	0	0	0	0	0
10	Logan Robeson	00:28	0-0	0-0	0-0	0	0	0	0	0	0	0	0	0	0	0	0
Team						3	2	5	0	5	2	16	4	1	4	1	-14
Totals			20-47	5-20	10-15	9	18	27	15	13	55	5	26	4	1	4	-14

NEBRASKA 77, SOUTHERN 43



Official Basketball Box Score - Final  
Southern U. at Nebraska  
12/30/24 Pinnacle Bank Arena, Lincoln  
2024-25 Men's Basketball

Game Time: 8:10 PM  
Game Duration: 1:59  
Attendance: 14,855

Officials: Earl Walton, Anthony Burris, Daniel Nguyen

Southern U. - 43

Record: 5-8

NO. Name	Min	FG	3P	FT	Rebounds	Fouls	TP	AS	TO	ST	Blocks	+
1 DaMarnee Jones	F 24:42	1-5	0-1	0-2	2 2 4	2 3	2	1	1	0	1	0
8 Dionjah Thomas	F 19:08	3-7	0-0	0-1	4 0 4	4 2	6	0	1	1	0	2
2 Joe Manning	G 15:08	1-6	0-1	0-2	1 3 4	4 2	2	3	0	0	0	1
4 Derrick Tezeno	G 25:51	3-5	0-0	2-4	3 3 6	1 4	8	1	1	2	2	0
11 Jordan Johnson	G 15:59	0-7	0-1	1-2	0 3 3	0 1	1	0	0	0	0	0
0 Brentley Noel	G 13:30	1-4	0-1	1-2	0 2 2	2 2	3	0	0	1	1	1
0 Andre Nunley	24:52	0-3	0-2	0-1	2 6 8	1 2	0	2	0	3	0	0
3 Cam Amboree	22:16	1-9	0-4	0-0	0 0 0	2 0	2	2	2	0	0	0
12 AJ Barnes	07:22	0-1	0-0	0-0	0 1 1	1 0	0	1	1	1	0	0
24 PJ Dobiul	16:54	2-6	0-0	2-2	0 4 4	0 1	6	0	1	1	2	1
5 Jayce Depron	14:18	5-14	3-9	0-0	0 0 0	0 0	13	0	0	0	0	0
Team					3 0 3		0					
Totals		17-67	3-24	6-16	17 22 39	17 17	43	10	8	9	4	5

Technical Fouls: NONE

Nebraska - 77

Record: 11-2

NO. Name	Min	FG	3P	FT	Rebounds	Fouls	TP	AS	TO	ST	Blocks	+
4 Juwan Gary	F 22:52	3-8	1-4	2-4	0 2 2	3 2	9	3	0	1	0	1
9 Berke Buyuktuncel	F 29:39	2-7	1-5	1-2	1 8 9	1 2	6	1	1	0	2	0
34 Braxton Meah	C 15:13	1-2	0-0	1-1	3 2 5	2 5	3	0	2	0	2	0
3 Brice Williams	G 29:45	3-5	1-3	4-5	1 6 7	2 2	11	4	5	1	0	0
24 Rollee Worster	G 26:33	3-7	2-3	0-1	1 3 4	0 2	8	6	0	0	0	1
0 Connor Essegian	26:45	6-13	6-12	2-2	0 6 6	4 1	20	3	0	3	0	0
23 Andrew Morgan	14:55	4-5	0-0	2-3	1 2 3	1 2	10	1	1	0	0	0
1 Sam Holberg	17:29	1-2	0-1	0-0	0 4 4	3 1	2	5	1	0	0	0
31 Cale Jacobsen	08:57	0-0	0-0	0-0	2 2 0	0 0	0	2	1	1	0	0
12 Gavin Griffiths	03:54	3-3	2-2	0-0	0 2 2	1 0	8	0	0	0	1	0
8 Jeff Grace	02:00	0-0	0-0	0-0	0 0 0	0 0	0	0	0	0	0	0
35 Henry Burt	02:00	0-1	0-0	0-0	0 0 0	0 0	0	0	0	0	0	1
Team					1 3 4		0					
Totals		26-53	13-30	12-18	8 40 48	17 17	77	22	14	3	5	4

Technical Fouls: NONE

	SOU	NEB
Biggest lead	0 (1 <sup>st</sup> 20:00)	34 (2 <sup>nd</sup> 0:11)
Best Scoring Run	9 (2 <sup>nd</sup> 5:49)	11 (1 <sup>st</sup> 5:08)
Lead Changes	0	
Times Tied	0	
Time with Lead	00:00	39:04

Points from	SOU	NEB
Turnovers	8	9
Paint	22	22
Second Chance	12	5
Fast Breaks	6	7
Bench	24	40

Period by Period Scoring	1st	2nd	TOT
SOU	15	28	43
NEB	39	38	77

NEBRASKA 66, NO. 15 UCLA 58



Official Basketball Box Score - Final  
UCLA at Nebraska  
01/06/25 Pinnacle Bank Arena, Lincoln  
2024-25 Men's Basketball

Game Time: 1:10 PM  
Game Duration: 2:11  
Attendance: 15,167

Officials: Paul Szek, Randy Richardson, D.J. Christensen

UCLA - 58

Record: 11-3 (2-1)

NO. Name	Min	FG	3P	FT	Rebounds	Fouls	TP	AS	TO	ST	Blocks	+
34 Tyler Bilodeau	F 33:12	6-9	1-3	2-2	1 4 5	3 2	15	0	1	0	0	0
0 Kobe Johnson	G 32:31	3-9	1-6	1-1	2 9 11	5 1	8	3	2	1	0	0
2 Dylan Andrews	G 18:39	1-6	0-4	0-0	0 3 3	3 0	2	1	4	0	0	1
12 Sebastian Mack	G 28:28	3-11	0-4	3-5	1 2 3	5 7	9	6	4	3	0	0
55 Sky Clark	G 30:41	4-8	0-3	1-1	2 1 3	3 2	9	1	1	0	0	0
1 Trent Perry	09:37	0-1	0-0	0-0	0 1 1	0 0	0	0	1	0	0	0
15 Adaj Mara	11:05	2-2	0-0	1-2	0 1 1	2 1	5	1	0	1	2	0
8 Dominick Harris	08:29	0-2	0-2	0-0	0 1 1	2 1	0	0	2	0	0	0
10 Lazar Stefanovic	27:19	3-9	2-6	2-2	0 4 4	1 2	10	1	0	0	0	0
Team					0 2 2		0					
Totals		22-57	4-28	10-13	6 28 34	24 16	58	13	15	5	2	1

Technical Fouls: NONE

Nebraska - 66

Record: 12-2 (2-1)

NO. Name	Min	FG	3P	FT	Rebounds	Fouls	TP	AS	TO	ST	Blocks	+
4 Juwan Gary	F 28:04	3-7	3-5	1-2	1 3 4	2 2	10	0	1	2	1	1
9 Berke Buyuktuncel	F 22:30	1-8	1-3	1-2	3 6 9	4 2	4	0	3	0	0	0
34 Braxton Meah	C 15:18	1-1	0-0	0-1	1 2 3	1 2	2	0	0	1	0	0
3 Brice Williams	G 33:24	2-12	1-5	11-12	0 6 6	1 8	16	2	3	1	0	0
24 Rollee Worster	G 26:40	3-9	1-3	4-4	0 4 4	1 2	11	2	0	0	0	0
0 Connor Essegian	20:41	0-6	0-6	2-2	0 3 3	0 1	2	3	1	2	0	0
23 Andrew Morgan	21:01	4-5	0-1	4-4	2 1 3	4 6	12	1	5	1	0	0
1 Sam Holberg	22:22	2-3	1-2	2-2	0 3 3	2 1	7	2	0	3	0	0
2 Ahron Uls	09:19	1-1	0-0	0-0	0 0 0	1 0	2	1	0	0	0	0
31 Cale Jacobsen	00:42	0-0	0-0	0-0	0 0 0	0 0	0	0	0	0	0	0
Team					2 2 4		0					
Totals		17-52	7-25	25-29	9 30 39	16 24	66	11	13	10	1	2

Technical Fouls: NONE

	UCL	NEB
Biggest lead	7 (1 <sup>st</sup> 16:30)	13 (2 <sup>nd</sup> 7:15)
Best Scoring Run	15 (1 <sup>st</sup> 6:09)	15 (1 <sup>st</sup> 9:56)
Lead Changes	9	
Times Tied	4	
Time with Lead	13:33	21:24

Points from	UCL	NEB
Turnovers	13	17
Paint	26	20
Second Chance	2	11
Fast Breaks	6	10
Bench	15	23

Period by Period Scoring	1st	2nd	TOT
UCL	24	34	58
NEB	24	42	66

IOWA 97, NEBRASKA 87 (OT)



Official Basketball Box Score - Final  
Nebraska at Iowa  
01/07/25 Carver-Hawkeye Arena, Iowa City, Iowa  
2024-25 Men's Basketball

Game Time: 7:00 PM  
Game Duration: 2:16  
Attendance: 7,812

Officials: Tim Connor, Michael Reed, Jason Phillips

Nebraska - 87

Record: 12-3 (2-2)

NO. Name	Min	FG	3P	FT	Rebounds	Fouls	TP	AS	TO	ST	Blocks	+
4 Juwan Gary	F 36:17	5-21	0-3	3-4	8 5 13	4 2	13	1	2	2	1	2
9 Berke Buyuktuncel	F 18:43	3-5	1-1	1-3	1 2 3	1 3	8	2	1	2	2	0
34 Braxton Meah	C 16:34	2-2	0-0	0-0	0 2 2	2 1	4	2	0	0	0	1
3 Brice Williams	G 38:31	10-20	4-9	4-4	0 4 4	3 3	28	2	3	2	0	3
24 Rollee Worster	G 35:29	6-9	0-1	2-7	1 3 4	2 5	14	1	1	2	1	0
23 Andrew Morgan	20:27	3-5	1-2	1-2	2 2 4	0 2	8	0	0	0	0	0
0 Connor Essegian	24:59	2-7	2-6	0-0	1 3 4	3 0	6	2	0	2	0	1
1 Sam Holberg	25:19	2-2	1-1	1-2	0 5 5	5 1	6	3	4	1	0	0
2 Ahron Uls	07:23	0-0	0-0	0-0	0 0 0	0 0	0	1	1	0	0	0
31 Cale Jacobsen	01:06	0-0	0-0	0-0	0 0 0	0 0	0	0	2	0	0	0
8 Jeff Grace	00:12	0-0	0-0	0-0	0 0 0	1 0	0	0	0	0	0	0
Team					1 1 2		0					
Totals		33-71	9-23	12-22	14 27 41	21 17	87	14	14	11	4	6

Technical Fouls: NONE

Iowa - 97

Record: 11-4 (2-2)

NO. Name	Min	FG	3P	FT	Rebounds	Fouls	TP	AS	TO	ST	Blocks	+
13 Ladi Demberle	F 12:18	0-0	0-0	0-0	1 2 3	3 2	0	1	0	0	0	0
20 Payton Sandfort	F 35:07	8-15	6-10	8-9	0 6 6	4 5	30	4	4	1	1	9
32 Owen Freeman	F 38:34	5-12	0-1	5-6	3 5 8	5 3	15	1	1	1	4	1
2 Brock Harding	G 38:41	1-8	1-5	5-6	1 3 4	2 6	8	7	6	0	0	1
4 Josh Dix	G 44:38	10-14	7-10	4-4	0 6 6	0 2	31	7	1	4	1	1
7 Seydou Traore	10:34	1-1	0-0	0-0	0 0 0	0 0	2	0	1	0	0	0
24 Pryce Sandfort	34:46	4-11	3-9	0-0	1 3 4	1 1	11	3	0	0	0	0
14 Bryce Kingsbury	08:58	0-0	0-0	0-0	0 2 2	2 2	0	0	0	0	0	0
0 Even Brauns	01:23	0-0	0-0	0-0	0 0 0	0 0	0	0	0	0	0	0
Team					0 3 3		0					
Totals		29-61	17-35	22-25	6 30 36	17 21	97	23	13	7	6	4

Technical Fouls: NONE

	NEB	IOWA
Biggest lead	15 (2 <sup>nd</sup> 14:54)	11 (1 <sup>st</sup> OT 3:30)
Best Scoring Run	14 (1 <sup>st</sup> 3:04)	9 (1 <sup>st</sup> OT 3:04)
Lead Changes	6	
Times Tied	5	
Time with Lead	22:18	18:56

Points from	NEB	IOWA
Turnovers	15	15
Paint	42	22
Second Chance	12	11
Fast Breaks	9	13
Bench	20	13

Period by Period Scoring	1st	2nd	OT1	TOT
NEB	34	42	11	87
IOWA	31	45	21	97

NO. 20 PURDUE 104, NEBRASKA 68



Official Basketball Box Score - Final  
Nebraska at Purdue  
01/12/25 Mackey Arena, West Lafayette  
2024-25 Men's Basketball

Game Time: 12:00 PM  
Game Duration: 1:43  
Attendance: 14,876

Officials: Jeffrey Anderson, Doug Simons, Kevin Bril

Nebraska - 68

Record: 12-4 (2-3)

NO. Name	Min	FG	3P	FT	Rebounds	Fouls	TP	AS	TO	ST	Blocks	+/-
4 Juwan Gary	F 28:48	4-10	0-5	2-2	1 0 1	2 1	10	0	2	0	0	1 -27
9 Berke Buyuktuncel	F 25:19	3-5	2-4	0-0	0 3 3	1 2	8	1	2	4	1	0 0
34 Braxton Meah	C 14:36	2-2	0-0	0-0	1 0 1	1 0	4	1	1	0	1	0 0
3 Brice Williams	G 29:03	2-8	0-2	5-5	1 4 5	0 2	9	4	4	1	0	0 -24
24 Rollee Worster	G 15:27	2-4	0-2	1-1	0 2 2	1 1	5	1	1	0	0	0 -19
23 Andrew Morgan	16:45	1-3	0-0	0-0	0 0 0	1 0	2	1	3	0	0	2 -21
0 Connor Essegian	21:46	6-13	3-10	2-3	0 5 5	0 3	17	3	2	1	0	0 -15
1 Sam Honigs	23:00	3-3	1-1	0-0	1 0 1	2 0	7	4	1	2	0	0 -17
2 Aaron Ulbr	15:25	3-4	0-1	0-0	0 0 0	1 0	6	0	0	0	0	0 -13
12 Gavin Griffin	09:15	0-2	0-0	0-0	0 0 0	0 0	0	0	0	0	0	0 -4
31 Kale Jacobson	02:47	0-0	0-0	0-0	0 0 0	0 0	0	0	0	0	0	0 -2
8 Jeff Grace	01:18	0-0	0-0	0-0	0 0 0	0 0	0	0	0	1	0	0 -1
Team					0 2 2	0	0	0	0			
Totals		26-54	6-27	10-11	4 16	20 19	68	15	17	9	2	3 -36

## 2024-25 BOXSCORES

## RUTGERS 85, NEBRASKA 82



Official Basketball Box Score - Final  
**Rutgers at Nebraska**  
01/16/25 Pinnacle Bank Arena, Lincoln  
2024-25 Men's Basketball

Game Time: 8:10 PM  
Game Duration: 2:12  
Attendance: 13,999

Officials: Terry Oglesby, Todd Austin, Delvire Carr

Rutgers - 85

Record: 10-8 (3-4)

NO. Name	Min	FG M-A	3P M-A	FT M-A	Rebounds OR DR TOT	Fouls PF FD	TP	AS	TO	ST	Blocks BS BA	+/-
9 Dylan Grant	22:19	7-8	1-1	0-0	2 1 3	2 0	15	0	0	0	1 0	-10
24 Lathan Sommerville	C 14:54	1-4	0-0	0-0	0 0 0	4 1	2	0	1	0	0 0	-15
2 Dylan Harper	G 35:01	8-17	3-8	2-5	1 4 5	3 4	21	4	4	1	0 0	0
4 Ace Bailey	G 35:54	8-16	4-7	4-6	4 7 11	4 5	24	4	3	1	3 2	1
5 Tyson Acuff	G 08:08	0-2	0-2	0-0	1 0 1	0 0	0	0	0	0	0 0	-11
25 Jeremiah Williams	20:36	3-7	1-5	0-0	3 0 3	2 1	7	3	0	1	0 0	11
99 Zach Martini	18:12	4-5	3-4	0-0	1 1 2	1 0	11	1	0	0	1 0	14
1 Jamichael Davis	12:13	0-4	0-1	0-0	0 0 0	1 0	0	2	0	0	1 0	2
21 Emmanuel Ogbole	24:13	1-1	0-0	0-2	4 7 11	2 2	2	2	0	1	0 0	17
0 Jordan Derkack	08:30	1-3	0-1	1-1	1 2 3	1 2	3	0	0	0	0 0	6
Team					0 1 1		0	0				
Totals		33-67	12-29	7-14	17 23 40	20 15	85	16	8	4	6 2	3

Technical Fouls: NONE

Shooting By Period
1 <sup>st</sup> FG% 16-32 50.0%
3PT% 5-11 45.5%
FT% 3-5 60%
2 <sup>nd</sup> FG% 17-35 48.6%
3PT% 7-18 38.9%
FT% 4-9 44.4%
GM FG% 33-67 49.3%
3PT% 12-29 41.4%
FT% 7-14 50.0%

Dead Ball Rebounds: 1, 0

Nebraska - 82

Record: 12-5 (2-4)

NO. Name	Min	FG M-A	3P M-A	FT M-A	Rebounds OR DR TOT	Fouls PF FD	TP	AS	TO	ST	Blocks BS BA	+/-
4 Juwan Gary	F 33:54	6-13	2-6	6-8	2 5 7	1 5	20	1	0	2	0 0	0
9 Berke Buyuktuncel	F 21:16	0-4	0-2	0-0	2 1 3	4 0	0	2	2	0	0 1	10
34 Braxton Meah	C 16:34	3-3	0-0	0-3	3 3 6	1 5	6	2	2	0	1 0	9
3 Brice Williams	G 35:22	8-15	3-7	2-2	1 3 4	1 2	21	3	2	0	1 1	-3
24 Rolie Worster	G 26:35	1-4	0-0	8-10	1 6 7	3 5	10	5	1	1	0 1	14
1 Sam Holberg	16:49	0-1	0-0	0-0	1 0 1	2 0	0	3	1	1	0 0	-14
23 Andrew Morgan	19:18	5-9	0-0	1-3	2 2 4	1 2	11	0	0	0	0 0	-11
0 Connor Essegian	23:38	4-11	4-7	0-0	2 2 2	1 0	12	1	0	0	2 0	-10
2 Ahron Ulis	06:23	1-2	0-0	0-1	2 0 2	1 1	2	0	0	1	0 0	-8
8 Jeff Grace	00:10	0-0	0-0	0-0	0 0 0	0 0	0	0	0	0	0 0	-2
Team					5 1 6		0	1				
Totals		28-62	9-22	17-27	19 23 42	15 20	82	17	7	5	2 6	-3

Technical Fouls: NONE

Shooting By Period
1 <sup>st</sup> FG% 11-30 36.7%
3PT% 4-12 33.3%
FT% 11-15 73.3%
2 <sup>nd</sup> FG% 17-32 53.1%
3PT% 5-10 50.0%
FT% 6-12 50%
GM FG% 28-62 45.2%
3PT% 9-22 40.9%
FT% 17-27 63.0%

Dead Ball Rebounds: 2, 0

	RUT	NEB
Biggest lead	5 (2 <sup>nd</sup> 2:22)	9 (1 <sup>st</sup> 13:40)
Best Scoring Run	9 (2 <sup>nd</sup> 2:22)	8 (2 <sup>nd</sup> 17:32)
Lead Changes	13	
Times Tied	10	
Time with Lead	09:29	24:02
Points from Turnovers	12	8
Paint	40	30
Second Chance	19	25
Fast Breaks	8	6
Bench	23	25
Period by Period Scoring		
1st	20	45
2nd	45	85
TOT		
NEB	37	45
82		

## MARYLAND 69, NEBRASKA 66



Official Basketball Box Score - Final  
**Nebraska at Maryland**  
01/19/25 XFINITY Center, College Park  
2024-25 Men's Basketball

Game Time: 12:00 PM  
Game Duration: 1:59  
Attendance: 11,069

Officials: Michael Irving, Kelly Pfeifer, Thomas Nunez

Nebraska - 66

Record: 12-6 (2-5)

NO. Name	Min	FG M-A	3P M-A	FT M-A	Rebounds OR DR TOT	Fouls PF FD	TP	AS	TO	ST	Blocks BS BA	+/-
4 Juwan Gary	F 34:58	3-9	0-2	0-0	2 5 7	2 1	6	0	2	1	1 2	0
9 Berke Buyuktuncel	F 22:48	3-5	2-2	0-1	1 3 4	5 2	8	0	2	0	0 0	3
34 Braxton Meah	C 03:46	0-0	0-0	0-0	0 2 2	0 0	0	0	0	0	0 0	-4
3 Brice Williams	G 32:46	6-14	0-3	2-2	1 3 4	2 3	14	3	2	3	1 1	-9
24 Rolie Worster	G 24:54	2-5	0-0	0-0	1 1 1	1 0	4	1	1	1	0 1	-8
0 Connor Essegian	12:55	2-4	0-0	0-0	1 1 1	0 1	6	0	2	0	0 0	-3
23 Andrew Morgan	24:05	7-12	0-2	3-6	1 4 5	0 4	17	0	3	1	0 2	-7
1 Sam Holberg	16:21	3-3	2-2	0-0	0 1 1	3 0	8	1	0	0	0 0	7
2 Ahron Ulis	27:27	1-6	0-1	1-2	0 4 4	1 2	3	10	1	2	0 2	6
Team					4 3 7		0	0				
Totals		27-58	6-16	6-11	9 27 36	14 13	66	15	13	8	2 8	-3

Technical Fouls: NONE

Shooting By Period
1 <sup>st</sup> FG% 15-27 55.6%
3PT% 3-6 50.0%
FT% 2-2 100%
2 <sup>nd</sup> FG% 12-31 38.7%
3PT% 3-10 30.0%
FT% 4-9 44.4%
GM FG% 27-58 46.6%
3PT% 6-16 37.5%
FT% 6-11 54.5%

Dead Ball Rebounds: 3, 0

Maryland - 69

Record: 14-5 (4-4)

NO. Name	Min	FG M-A	3P M-A	FT M-A	Rebounds OR DR TOT	Fouls PF FD	TP	AS	TO	ST	Blocks BS BA	+/-
9 Seltou Miguel	F 29:55	5-14	3-8	0-0	0 1 1	1 0	13	3	2	0	1 0	3
10 Julian Reese	F 32:05	4-8	0-0	0-0	2 8 10	4 2	8	1	0	2	4 0	5
25 Derek Queen	C 26:40	0-4	0-0	3-4	2 5 7	1 4	3	2	3	0	0 1	-11
0 Ja/Kobi Gillespie	G 36:28	8-15	5-9	1-2	0 0 0	2 2	22	5	2	4	0 0	8
1 Rodney Rice	G 32:16	5-10	2-7	3-4	1 1 2	1 3	15	2	2	1	1 0	6
8 Jayhton Young	09:50	0-0	0-0	0-0	1 1 1	0 0	0	1	0	0	0 0	-5
5 DeShawn Harris-Smith	11:58	1-1	0-0	0-0	0 1 1	1 0	2	1	1	1	0 0	-2
6 Tafara Gapare	09:38	2-4	0-1	0-0	0 1 1	2 0	4	0	1	0	0 1	0
22 Jordan Geronimo	11:10	1-2	0-0	0-2	3 4 7	1 3	2	0	0	0	2 0	11
Team					0 2 2		0	1				
Totals		26-58	10-25	7-12	8 24 32	13 14	69	15	12	8	8 2	3

Technical Fouls: NONE

Shooting By Period
1 <sup>st</sup> FG% 13-28 46.4%
3PT% 6-13 46.2%
FT% 5-7 71.4%
2 <sup>nd</sup> FG% 13-30 43.3%
3PT% 4-12 33.3%
FT% 2-5 40%
GM FG% 26-58 44.8%
3PT% 10-25 40.0%
FT% 7-12 58.3%

Dead Ball Rebounds: 2, 0

	NEB	UMD
Biggest lead	5 (1 <sup>st</sup> 3:20)	9 (2 <sup>nd</sup> 6:47)
Best Scoring Run	9 (2 <sup>nd</sup> 1:02)	10 (2 <sup>nd</sup> 6:47)
Lead Changes	6	
Times Tied	6	
Time with Lead	04:47	30:53
Points from Turnovers	14	13
Paint	32	24
Second Chance	9	3
Fast Breaks	6	8
Bench	34	8
Period by Period Scoring		
1st	35	31
2nd	31	66
TOT		
NEB	37	32
69		

## USC 78, NEBRASKA 73



Official Basketball Box Score - Final  
**Southern California at Nebraska**  
01/22/25 Pinnacle Bank Arena, Lincoln  
2024-25 Men's Basketball

Game Time: 8:12 PM  
Game Duration: 2:02  
Attendance: 14,492

Officials: Jeffrey Anderson, Earl Walton, D.J. Carstensen

Southern California - 78

Record: 12-7 (4-4)

NO. Name	Min	FG M-A	3P M-A	FT M-A	Rebounds OR DR TOT	Fouls PF FD	TP	AS	TO	ST	Blocks BS BA	+/-
0 Saint Thomas	F 38:24	5-10	0-2	1-2	2 3 5	1 2	11	4	0	2	1 1	9
33 Josh Cohen	F 18:10	2-3	0-0	2-3	1 2 3	2 4	6	2	0	0	0 0	4
1 Desmond Claude	G 39:42	8-18	1-2	4-6	1 2 3	2 3	21	6	3	1	0 1	6
6 Wesley Yates III	G 31:39	4-10	0-3	9-9	0 0 0	4 5	17	0	2	4	0 1	9
7 Chibuzo Ajibo	G 38:40	0-6	0-4	2-2	5 4 9	1 3	2	0	2	0	0 0	6
8 Kevin Patton Jr.	02:04	0-0	0-0	0-0	1 0 1	1 0	0	0	1	0	0 0	-5
12 Rashaun Agee	21:48	5-8	4-6	0-0	2 6 8	3 1	14	0	1	1	0 1	-1
32 Clark Stajchert	09:25	3-6	1-4	0-0	0 0 0	2 0	7	0	0	0	0 0	-4
9 Jalen Shelley	00:08	0-0	0-0	0-0	0 1 1	0 0	0	0	0	0	0 0	1
Team					0 6 6		0	0				
Totals		27-61	6-21	18-22	12 24 36	16 18	78	12	9	8	1 4	5

Technical Fouls: NONE

Shooting By Period
1 <sup>st</sup> FG% 14-31 45.2%
3PT% 0-9 0.0%
FT% 3-4 75%
2 <sup>nd</sup> FG% 13-30 43.3%
3PT% 6-12 50.0%
FT% 15-18 83.3%
GM FG% 27-61 44.3%
3PT% 6-21 28.6%
FT% 18-22 81.8%

Dead Ball Rebounds: 1, 0

Nebraska - 73

Record: 12-7 (2-6)

NO. Name	Min	FG M-A	3P M-A	FT M-A	Rebounds OR DR TOT	Fouls PF FD	TP	AS	TO	ST	Blocks BS BA	+/-
4 Juwan Gary	F 34:36	11-19	0-5	5-6	1 2 3	0 5	27	0	2	0	1 1	-7
9 Berke Buyuktuncel	F 27:01	3-6	0-3	0-0	1 3 4	3 1	6	1	0	1	1 0	-10
34 Braxton Meah	C 11:31	0-0	0-0	0-0	1 3 4	1 1	0	2	0	0	0 0	-4
2 Ahron Ulis	G 14:21	0-1	0-0	0-0	0 3 3	1 0	0	0	2	0	0 0	-6
3 Brice Williams	G 33:26	5-12	2-8	5-5	0 4 4	2 3	17	2	3	2	0 0	-10
0 Connor Essegian	25:10	5-8	3-6	2-2	1 0 1	1 1	15	0	1	0	0 0	12
23 Andrew Morgan	13:54	1-1	0-0	0-2	0 3 3	3 2	2	1	1	1	1 0	5
24 Rolie Worster	25:25	1-5	0-1	2-2	0 6 6	3 3	4	6	2	0	1 0	-3
1 Sam Holberg	14:29	1-3	0-1	0-0	0 1 1	4 0	2	0	0	2	0 0	-2
12 Gavin Griffiths	00:07	0-0	0-0	0-0	0 0 0	0 0	0	0	0	0	0 0	0
Team					2 0 2		0	0				
Totals		27-55	5-24	14-17	6 25 31	18 16	73	12	11	6	4 1	-5

Technical Fouls: NONE

Shooting By Period
1 <sup>st</sup> FG% 14-28 50.0%
3PT% 3-13 23.1%
FT% 2-3 66.7%
2 <sup>nd</sup> FG% 13-27 48.1%
3PT% 2-11 18.2%
FT% 12-14 85.7%
GM FG% 27-55 49.1%
3PT% 5-24 20.8%
FT% 14-17 82.4%

Dead Ball Rebounds: 1, 0

	USC	NEB
Biggest lead	6 (1 <sup>st</sup> 14:11)	6 (1 <sup>st</sup> 8:01)
Best Scoring Run	7 (1 <sup>st</sup> 5:38)	9 (1 <sup>st</sup> 8:01)
Lead Changes	10	11
Times Tied	9	10
Time with Lead	23:42	12:32

Points from	USC	NEB
Turnovers	16	6
Paint	32	42
Second Chance	9	9
Fast Breaks	16	4
Bench	21	23

Period by Period Scoring			
	1st	2nd	TOT
USC	31	47	78
NEB	33	40	73





# 2024-25 Nebraska Men's Basketball Combined Team Statistics In Conference games

Page 1/1  
as of Jan 23, 2025

## Game Records

Record	Overall	Home	Away	Neutral
ALL GAMES	2-6	2-2	0-4	0-0
CONFERENCE	2-6	2-2	0-4	0-0
NON-CONFERENCE	0-0	0-0	0-0	0-0

## Score by Periods

Team	1st	2nd	OT	TOT
Nebraska	266	302	11	579
Opponents	290	337	21	648

## Team Box Score

No.	Player				Total		3-Point		F-Throw		Rebounds													
		GP-GS	MIN	AVG	FG-FGA	FG%	3FG-3FGA	3FG%	FT-FTA	FT%	OFF	DEF	TOT	AVG	PF	DQ	A	TO	BLK	STL	PTS	AVG		
3	WILLIAMS, Brice	8-8	270:33	33.8	46-103	.447	13-40	.325	41-45	.911	3	30	33	4.1	11	0	21	21	2	11	146	18.3		
4	GARY, Juwan	8-8	257:14	32.2	41-100	.410	8-35	.229	19-27	.704	16	27	43	5.4	16	0	3	14	4	7	109	13.6		
23	MORGAN, Andrew	8-0	161:24	20.2	31-53	.585	1-6	.167	13-24	.542	11	20	31	3.9	13	0	5	13	2	5	76	9.5		
0	ESSEGAN, Connor	8-1	176:28	22.1	23-58	.397	16-44	.364	10-13	.769	2	18	20	2.5	7	0	9	7	0	5	72	9.0		
24	WORSTER, Rollic	8-7	199:01	24.9	20-46	.435	1-9	.111	20-29	.690	3	24	27	3.4	16	0	21	8	2	7	61	7.6		
9	BUYUKTUNCEL, Berke	8-7	171:27	21.4	16-40	.400	8-18	.444	2-6	.333	9	23	32	4.0	24	1	9	14	4	9	42	5.3		
1	HOIBERG, Sam	8-0	143:42	18.0	11-16	.688	5-8	.625	7-8	.875	2	13	15	1.9	21	1	15	7	0	10	34	4.3		
34	MEAH, Braxton	8-8	104:31	13.1	10-11	.909	0-0	.000	0-4	.000	7	16	23	2.9	11	0	7	5	2	2	20	2.5		
2	ULIS, Ahron	8-1	110:49	13.9	7-21	.333	1-6	.167	1-5	.200	2	10	12	1.5	9	0	17	6	0	4	16	2.0		
31	JACOBSEN, Cale	5-0	16:24	3.3	1-3	.333	1-3	.333	0-0	.000	0	2	2	0.4	1	0	0	3	0	0	3	0.6		
8	GRACE, Jeff	3-0	01:40	0.6	0-0	.000	0-0	.000	0-0	.000	0	0	0	0.0	1	0	0	0	0	1	0	0.0		
12	GRIFFITHS, Gavin	3-0	11:47	3.9	0-4	.000	0-4	.000	0-0	.000	0	0	0	0.0	0	0	1	1	0	1	0	0.0		
Team											16	9	25					1						
Total		8	1625		206-455	.453	54-173	.312	113-161	.702	71	192	263	32.9	130	2	108	100	16	62	579	72.4		
Opponents		8	1625		230-490	.469	85-229	.371	103-135	.763	85	209	294	36.8	137	3	141	93	34	54	648	81.0		

## Team Statistics

	NEBR	OPP
<b>Scoring</b>		
Points per game	72.4	81.0
Scoring margin	-8.6	-
<b>Field goals-att</b>		
Field goal pct	.453	.469
<b>3 point fg-att</b>		
3-point FG pct	.312	.371
3-pt FG made per game	6.8	10.6
<b>Free throws-att</b>		
Free throw pct	.702	.763
F-Throws made per game	14.1	12.9
<b>Rebounds</b>		
Rebounds per game	32.9	36.8
Rebounding margin	-3.9	-
<b>Assists</b>		
Assists per game	13.5	17.6
<b>Turnovers</b>		
Turnovers per game	12.5	11.6
Turnover margin	-0.9	-
Assist/turnover ratio	1.1	1.5
<b>Steals</b>		
Steals per game	7.8	6.8
<b>Blocks</b>		
Blocks per game	2.0	4.3
<b>Winning streak</b>		
Home win streak	0	-
<b>Attendance</b>		
Home games-Avg/Game	4-14573	4-12139
Neutral site-Avg/Game	-	0-0

## Team Results

Date	Opponent		Score	Att.
12/07/2024	at Michigan St.	L	52-89	14797
12/13/2024	Indiana	W	85-68	14635
01/04/2025	UCLA	W	66-58	15167
01/07/2025	at Iowa	Lot	87-97	7812
01/12/2025	at Purdue	L	68-104	14876
01/16/2025	Rutgers	L	82-85	13999
01/19/2025	at Maryland	L	66-69	11069
01/22/2025	Southern California	L	73-78	14492



# 2024-25 Nebraska Men's Basketball Combined Team Statistics All games

Page 1/1  
as of Jan 23, 2025

## Game Records

Record	Overall	Home	Away	Neutral
ALL GAMES	12-7	8-2	2-4	2-1
CONFERENCE	2-6	2-2	0-4	0-0
NON-CONFERENCE	10-1	6-0	2-0	2-1

## Score by Periods

Team	1st	2nd	OT	TOT
Nebraska	703	738	11	1452
Opponents	600	716	21	1337

## Team Box Score

No.	Player				Total		3-Point		F-Throw		Rebounds											
		GP-GS	MIN	AVG	FG-FGA	FG%	3FG-3FGA	3FG%	FT-FTA	FT%	OFF	DEF	TOT	AVG	PF	DQ	A	TO	BLK	STL	PTS	AVG
3	WILLIAMS, Brice	19-19	592:04	31.2	109-228	.478	30-81	.370	104-113	.920	9	62	71	3.7	32	0	48	47	5	24	352	18.5
4	GARY, Juwan	19-19	532:50	28.0	82-192	.427	19-69	.275	55-72	.764	27	58	85	4.5	38	0	16	24	11	23	238	12.5
0	ESSEGAN, Connor	19-3	431:10	22.7	69-160	.431	49-118	.415	32-39	.821	4	47	51	2.7	21	0	18	20	0	8	219	11.5
24	WORSTER, Rollie	19-18	482:43	25.4	53-120	.442	6-28	.214	42-60	.700	12	67	79	4.2	29	0	53	28	4	17	154	8.1
23	MORGAN, Andrew	19-0	336:14	17.7	57-102	.559	3-11	.273	37-60	.617	27	58	85	4.5	34	0	13	24	6	7	154	8.1
9	BUYUKTUNCCEL, Berke	18-17	422:40	23.5	48-101	.475	14-43	.326	19-28	.679	30	75	105	5.8	44	1	24	28	14	21	129	7.2
1	HOIBERG, Sam	19-0	353:53	18.6	23-44	.523	8-18	.444	9-11	.818	6	33	39	2.1	33	1	30	16	1	27	63	3.3
34	MEAH, Braxton	18-18	270:06	15.0	27-35	.771	0-0	.000	3-11	.273	20	44	64	3.6	31	0	16	19	7	6	57	3.2
2	ULIS, Ahron	15-1	216:33	14.4	18-51	.353	3-17	.176	5-14	.357	8	20	28	1.9	19	0	29	11	0	10	44	2.9
12	GRIFFITHS, Gavin	11-0	105:28	9.6	11-32	.344	5-23	.217	0-0	.000	3	18	21	1.9	14	0	8	4	4	4	27	2.5
8	GRACE, Jeff	8-0	08:29	1.1	2-4	.500	0-0	.000	1-1	1.000	2	1	3	0.4	1	0	0	0	0	1	5	0.6
31	JACOBSEN, Cale	13-0	66:11	5.1	3-10	.300	1-7	.143	1-1	1.000	2	8	10	0.8	3	0	8	6	2	4	8	0.6
35	BURT, Henry	4-0	06:39	1.7	1-4	.250	0-1	.000	0-0	.000	0	0	0	0.0	1	0	0	0	0	0	2	0.5
Team											29	18	47					5				
Total		19	3825		503-1083	.464	138-416	.332	308-410	.751	179	509	688	36.2	300	2	263	232	54	152	1452	76.4
Opponents		19	3825		468-1131	.414	183-550	.333	218-311	.701	198	452	650	34.2	345	6	257	252	61	116	1337	70.4

## Team Statistics

	NEBR	OPP
<b>Scoring</b>		
	1452	1337
Points per game	76.4	70.4
Scoring margin	+6.1	-
<b>Field goals-att</b>		
	503-1083	468-1131
Field goal pct	.464	.414
<b>3 point fg-att</b>		
	138-416	183-550
3-point FG pct	.332	.333
3-pt FG made per game	7.3	9.6
<b>Free throws-att</b>		
	308-410	218-311
Free throw pct	.751	.701
F-Throws made per game	16.2	11.5
<b>Rebounds</b>		
	688	650
Rebounds per game	36.2	34.2
Rebounding margin	+2.0	-
<b>Assists</b>		
	263	257
Assists per game	13.8	13.5
<b>Turnovers</b>		
	232	252
Turnovers per game	12.2	13.3
Turnover margin	+1.1	-
Assist/turnover ratio	1.1	1.0
<b>Steals</b>		
	152	116
Steals per game	8.0	6.1
<b>Blocks</b>		
	54	61
Blocks per game	2.8	3.2
<b>Winning streak</b>		
	0	-
Home win streak	0	-
<b>Attendance</b>		
	147595	71640
Home games-Avg/Game	10-14760	6-11940
Neutral site-Avg/Game	-	3-4459

## Team Results

Date	Opponent		Score	Att.
11/04/2024	UTRGV	W	87-67	14305
11/09/2024	Bethune-Cookman	W	63-58	15138
11/13/2024	FDU	W	86-60	14473
11/17/2024	vs Saint Mary's (CA)	L	74-77	3241
11/22/2024	at Creighton	W	74-63	18475
11/27/2024	South Dakota	W	96-79	15172
12/01/2024	North Florida	W	103-72	15359
12/07/2024	at Michigan St.	L	52-89	14797
12/13/2024	Indiana	W	85-68	14635
12/22/2024	vs Murray St.	W	66-49	5049
12/23/2024	at Hawaii	W	69-55	4611
12/25/2024	vs Oregon St.	W	78-66	5086
12/30/2024	Southern U.	W	77-43	14855
01/04/2025	UCLA	W	66-58	15167
01/07/2025	at Iowa	Lot	87-97	7812
01/12/2025	at Purdue	L	68-104	14876
01/16/2025	Rutgers	L	82-85	13999
01/19/2025	at Maryland	L	66-69	11069
01/22/2025	Southern California	L	73-78	14492