



NEBRASKA BASKETBALL

2024-25 GAME NOTES

X HUSKERMBB

Instagram HUSKERMBB

f HUSKERMBB

GAME #21

OPPONENT: NO. 18/20 ILLINOIS
DATE: THURS., JAN. 30
TIPOFF: 7:30 P.M.
LOCATION: LINCOLN, NEB.
ARENA: PINNACLE BANK ARENA

GAME AT A GLANCE



Nebraska Cornhuskers

2024-25 Record:12-8 (2-7 BIG)
Head Coach: Fred Hoiberg
Record at Nebraska: 74-102 (6th year)
Career Record: 189-158 (11th year)



Huskers Radio Network

Play-by-Play: Kent Pavelka
Analyst: Jake Muhleisen



Illinois Fighting Illini

2024-25 Record:14-6 (6-4 B1G)
Head Coach: Brad Underwood
Record at School: 157-94 (8th year)
Career Record: 266-121 (12th year)



FS1

Play-by-Play: Kevin Kugler
Analyst: Nick Bahe
also available on Fox Sports app

ON THE AIR

Radio: Thursday's game will be carried on the Huskers Radio Network with Kent Pavelka and Jake Muhleisen on the call, including KLIN (1400 AM) in Lincoln, KXSP (590 AM) in Omaha and KRVN (880 AM) in Lexington. The pregame show begins an hour before tipoff and will also be available on Huskers.com and the Huskers app.

TV/Online: Thursday's game will be on FS1 with Kevin Kugler and Nick Bahe on the call. It will also be available online on the Fox Sports app.

HUSKERS HOST NO. 18 ILLINOIS THURSDAY NIGHT

The Nebraska men's basketball team looks to bounce back on Thursday night, as the Huskers welcome No. 18 Illinois to town. Tipoff from Pinnacle Bank Arena is set for 7:30 p.m. and the contest will be televised on FS1 and carried on the Huskers Radio Network, as well as on Huskers.com and the Huskers app. The game will also be available on the Fox Sports App. A limited number of 300 Level tickets are available for purchase for Thursday's matchup by visiting Huskers.com/Tickets or at the PBA box office beginning at 6 p.m. on Thursday.

Nebraska (12-8, 2-7 B1G) is in the middle of three straight games against ranked opponents following Sunday's loss to now-No. 17 Wisconsin. The Huskers rallied from an early 17-point deficit to get within three points midway through the first half but were unable to cool off a Wisconsin team that went 17-of-37 from 3-point range. Brice Williams led the Huskers with 11 points but ended up as the only Husker in double figures, as Nebraska dropped its sixth straight contest. Juwan Gary grabbed a game-high nine rebounds and has grabbed at least seven boards in three of the past four games.

Williams comes into the contest as one of the Big Ten's top scoring threats, as the senior is averaging a team-high 18.2 points per game and has been in double figures in 18 of 22 contests. The 6-foot-7 guard has eight 20-point games and is on pace to set career bests in both assists and steals. He was also 29 of 30 from the foul line over the last six games before going 1-of-2 from the line at Wisconsin. As a team, NU got to the line a season-low eight times.

Illinois (14-6, 6-4 B1G) comes off an 83-74 win over Northwestern on Sunday. Kylan Boswell's 17 points led five Fighting Illini in double figures while Morez Johnson Jr. had 15 points, nine rebounds and three blocks. Kaspars Jakucionis totaled 11 points, 10 rebounds and seven assists, as Illinois enjoyed a 50-27 advantage on the glass in avenging an earlier loss to the Wildcats.

Following Thursday's game, the Huskers will begin a two-game swing through the Northwest on Sunday as Nebraska faces No. 16 Oregon and Washington.

2014

Nebraska will look for its third ranked win of the season on Thursday night. The last time NU won three games against ranked teams was during the 2013-14 campaign.

2024-25 SCHEDULE

Date	AP Rk.	Opponent	TV/Online	Time
Oct. 27		Grand Valley State (Exh.)	B1G+	W, 73-53
Nov. 4		UT Rio Grande Valley	B1G+	W, 87-67
Nov. 9		Bethune Cookman	B1G+	W, 63-58
Nov. 13		FDU	B1G+	W, 86-60
Nov. 17		vs. Saint Mary's (Sioux Falls, S.D.)	BTN	L, 74-77
Nov. 22		at No. 14 Creighton	FS1	W, 74-63
Nov. 27	RV	South Dakota	BTN	W, 96-79
Dec. 1	RV	North Florida	BTN	W, 103-72
Dec. 7	RV	at RV Michigan State *	BTN	L, 52-89
Dec. 13	RV	RV Indiana *	FOX	W, 85-68
Hawaiian Airlines Diamond Head Classic				
Dec. 22		vs. Murray State	ESPN	W, 66-49
Dec. 23		vs. Hawai'i	ESPN2	W, 69-55
Dec. 25		vs. Oregon State	ESPN2	W, 78-66
Dec. 30		Southern	BTN	W, 77-43
Jan. 4	RV	No. 15 UCLA *	FOX	W, 66-58
Jan. 7	RV	at Iowa *	Peacock	L, 87-97 (OT)
Jan. 12	RV	at No. 20 Purdue *	BTN	L, 68-104
Jan. 16		Rutgers *	FS1	L, 82-85
Jan. 19		at RV Maryland *	BTN	L, 66-69
Jan. 22		USC *	BTN	L, 73-78
Jan. 26		at No. 18 Wisconsin *	BTN	L, 55-83
Jan. 30		No. 18 Illinois *	FS1	7:30 p.m.
Feb. 2		at No. 16 Oregon *	BTN	6:30 p.m.
Feb. 5		at Washington *	BTN	9:30 p.m.
Feb. 9		Ohio State *	BTN	1 p.m.
Feb. 13		Maryland *	BTN	7:30 p.m.
Feb. 16		at Northwestern *	BTN	2 p.m.
Feb. 19		at Penn State *	BTN	5:30 p.m.
Feb. 24		Michigan *	FS1	7 p.m.
March 1		Minnesota *	BTN	1 p.m.
March 4		at Ohio State *	Peacock	8 p.m.
March 9		Iowa *	FOX	11:30 a.m.
March 12-16		at Big Ten Tournament (Indianapolis)	TBD	TBD

*-Big Ten Conference Game; **Home games** are in red and bold

2024-25 ROSTER AT A GLANCE

No	Name	Pos.	Ht.	Wt.	Yr.	Hometown	GP/GS	MPG	PPG	RPG	APG	BPG	SPG
0	Connor Essegian	G	6-4	190	Jr.	Fort Wayne, Ind.	20/3	22.8	11.4	2.7	1.0	0.1	0.4
1	Sam Hoiberg	G	6-0	185	Jr.	Lincoln, Neb.	20/1	19.2	3.5	2.1	1.7	0.1	1.4
2	Ahron Ulis	G	6-3	190	Sr.	Chicago, Ill.	16/1	14.1	2.9	1.8	1.8	0.0	0.6
3	Brice Williams	G	6-7	214	Sr.	Huntersville, N.C.	20/20	31.0	18.2	3.7	2.5	0.3	1.2
4	Juwan Gary	F	6-6	226	Sr.	Columbia, S.C.	20/20	27.9	12.2	4.7	0.8	0.6	1.2
5	Braden Frager	F	6-7	220	Fr.	Lincoln, Neb.	-	-	-	-	-	-	-
8	Jeffrey Grace III	G	6-3	200	Jr.	Elmhurst, Ill.	9/0	1.1	0.8	0.3	0.0	0.0	0.1
9	Berke Büyüktuncel	F	6-10	244	So.	Bursa, Türkiye	19/18	23.8	7.2	5.8	1.3	0.8	1.2
12	Gavin Griffiths	G	6-7	193	So.	Simsbury, Conn.	12/0	9.2	2.3	1.8	0.8	0.3	0.3
20	Justin Bolis	F	6-8	225	So.	Lincoln, Neb.	-	-	-	-	-	-	-
23	Andrew Morgan	F	6-10	242	Sr.	Waseca, Minn.	20/1	17.8	8.0	4.5	0.7	0.3	0.4
24	Rollie Worster	G	6-5	210	Sr.	Missoula, Mont.	20/18	25.5	8.1	4.1	2.9	0.3	1.0
25	Nick Janowski	G	6-4	208	Fr.	Pewaukee, Wis.	-	-	-	-	-	-	-
31	Cale Jacobsen	G	6-4	195	So.	Ashland, Neb.	14/0	4.9	0.6	0.7	0.6	0.1	0.3
34	Braxton Meah	C	7-1	265	Sr.	Layton, Utah	18/18	14.9	3.2	3.6	0.9	0.4	0.3
35	Henry Burt	F	6-7	222	So.	Omaha, Neb.	4/0	1.8	0.5	0.0	0.0	0.0	0.0
51	Rienk Mast	F	6-10	260	Sr.	Groningen, Netherlands	-	-	-	-	-	-	-

2024-25 NEBRASKA BASKETBALL ROSTER

No.	VL	Name	Pos.	Ht.	Wt.	Yr.	Hometown	Previous School	X	Instagram
0		Connor Essegian	G	6-4	190	Jr.	Fort Wayne, Ind.	Wisconsin	@CESsegian	connoressegian
1	**	Sam Hoiberg	G	6-0	185	Jr.	Lincoln, Neb.	Pius X	@samhoiberg	samhoiberg
2	*	Ahron Ulis	G	6-3	190	Sr.	Chicago, Ill.	Iowa	@AhronUlis	ahron1_
3	*	Brice Williams	G	6-7	214	Sr.	Huntersville, N.C.	Charlotte	@bgotit_	blaviss
4	**	Juwan Gary	F	6-6	226	Sr.	Columbia, S.C.	Alabama	@takflight24	wanwitdabutter
5		Braden Frager	F	6-7	220	Fr.	Lincoln, Neb.	Southwest HS	@Braden_Frager	braden_frager
8	**	Jeffrey Grace III	G	6-3	200	Jr.	Elmhurst, Ill.	Arizona State	@JeffreyGrace11	kg3is23
9		Berke Büyüktuncel	F	6-10	244	So.	Bursa, Türkiye	UCLA		berkebuyuktuncel
12		Gavin Griffiths	G	6-7	193	So.	Simsbury, Conn.	Rutgers	@gavingriff_	gavingriff_
20		Justin Bolis	F	6-8	225	So.	Lincoln, Neb.	Southeast CC	@JustinBolis	justinbolis
23		Andrew Morgan	F	6-10	242	Sr.	Waseca, Minn.	North Dakota State		akmorgan10_
24		Rollie Worster	G	6-5	210	Sr.	Missoula, Mont.	Utah		rj_w2
25		Nick Janowski	G	6-4	208	Fr.	Pewaukee, Wis.	Pewaukee HS	@nick_janowski12	nick.janowski
31	*	Cale Jacobsen	G	6-4	195	So.	Ashland, Neb.	Ashland-Greenwood HS	@calejacobsen_	calejacobsen_
34		Braxton Meah	C	7-1	265	Sr.	Layton, Utah	Washington	@Braxton_Meah	Braxtonmeah
35	*	Henry Burt	F	6-7	222	So.	Omaha, Neb.	Elkhorn South HS	@HenryBurt15	henryburt0
51	*	Rienk Mast	F	6-10	260	Sr.	Groningen, Netherlands	Bradley		rienk_mast

2024-25 NEBRASKA BASKETBALL COACHING STAFF

Head Coach

Fred Hoiberg, sixth season (Iowa State, 1995)

Assistant Coaches

Adam Howard, third season (Western Kentucky, 2008)
Nate Loenser, fourth season (Iowa State, 2002)
Ernie Zeigler, third season (Cleary, 1994)

Support Staff

Director of Men's Basketball Strength & Conditioning: Kurt Joseph
Dir. of Basketball Strategies & Business Operations: Luca Virgilio
Assistant Director of Basketball Operations: Sheryl Burbach
Director of Player Development: Emmanuel Tommy
Video Coordinator: Michael Bania
Recruiting Coordinator: Pady Borders
Graduate Managers: Josiah Allick, Nihilo Ibarra, Justin Moore

Athletic Trainer: Andrew McCabe
Team Nutritionist: Jake Blattner
Sports Psychologist: Heather Kiefer
NAPL Director: Matt Thome
Equipment Manager: Pat Norris

PRONUNCIATION GUIDE

Name	Pronunciation
Josiah Allick	AL-ick
Berke Büyüktuncel	BEAR-keh buh-YOOK-toon-jell
Connor Essegian	eh-SEE-jin
Juwan Gary	Juh-WAHN
Nate Loenser	Len-zer
Rienk Mast	RINK
Braxton Meah	MEE-uh
Ahron Ulis	YOU-liss
Rollie Worster	raw-lee Wooster
Ernie Zeigler	Zig-ler

HUSKERS RADIO NETWORK



KENT PAVELKA

- Is in his 38th season of calling Husker men's basketball
- Called NU basketball for two stretches from 1974-1996 before returning to play-by-play duties full time in 2006-07
- Called his 1,000th Husker basketball game in 2018-19
- Six-time Nebraska Sportscaster of the Year who was inducted into the Nebraska Broadcasters Hall of Fame in 2019



JAKE MUHLEISEN

- Is in his seventh season as full-time color analyst after serving in a part-time basis for five seasons
- Was a four-year starter at guard for Nebraska from 2002-05
- Three-year team captain and started 98 games in his career
- Served as a graduate assistant at Creighton from 2005-07

City	Station	Frequency
Alliance	KCOW	1400 AM
Aurora	KRGY	97.3 FM
Beatrice	KWBE	1450 AM
Broken Bow	KBBN	95.3 FM
Chadron	KCSR	610 AM
Columbus	KJSK	900 AM
Columbus	KKOT	93.5 FM
Fairbury	KGMT	1310 AM
Falls City	KTNC	1230 AM
Falls City	KTNC	107.1 FM
Fremont	KHUB	1340 AM
Fremont	KFMT	105.5 FM
Gibbon	KMTY	97.7 FM
Gibbon	KSDZ	95.5 FM
Grand Island	KRGI	1430 AM
Hastings	KHAS	1230 AM
Hastings	KLIQ	94.5 FM
Hastings/Kearney	KICS	1450
Hastings/Kearney	KXPN	1460 AM
Hay Springs	KBPY	107.7 FM
Holdrege	KUVR	1380 AM/96.9 FM
Imperial	KADL	102.9 FM
Kearney	KGFW	1340 AM
Kearney	KGFW	96.1 FM
Lexington	KRVN	880 AM
Lexington	KAMI	1580 AM
Lincoln	KLIN	1400 AM
Lincoln	KLIN	99.3 FM
McCook	KSWN	93.9 FM
McCook	KZMC	102.1 FM
McCook	KIOD	105.3 FM
Nebraska City	KNCY	1600 AM
Norfolk	KNEN	94.7 FM
North Platte	KODY	1240 AM
Omaha	KXSP	590 AM
O'Neill	KBRX	102.9 FM
Scottsbluff	KNEB	960 AM
Scottsbluff	KNEB	94.1 FM
Sidney	KSID	98.7 FM
Superior	KRFS	1600 AM
Superior	KRFS	103.9 FM
Terrytown	KOLT	690 AM
Valentine	KVSH	940 AM
Valentine	KDJL	99.5 FM

Also available nationwide on Huskers.com and the Huskers App.

PROBABLE STARTERS (BASED ON LAST GAME)



#23 SAM HOIBERG | G | JR. | 6-0 | 185 | LINCOLN, NEB.

2024-25 Averages: PPG: 3.5 | RPG: 2.1 | APG: 1.7 | SPG: 1.4

Worth Noting: Moved into the starting lineup at Wisconsin, finishing with six points and three assists... Leads NU in steals and is among the Big Ten leader in steals...Had eight points on 3-of-3 shooting at Maryland...Totaled seven points and four assists at No. 20 Purdue...Scored a season-high nine points and added three steals vs. South Dakota...Played in all 34 games in 2023-24, averaging 3.4 points, 2.9 rebounds and 1.7 assists per game while posting a team-best 2.5-to-1 assist-to-turnover ratio...Tied his career high with 15 points against Lindewood...Moved into the rotation midway through 2022-23 season, averaging 4.1 ppg on 55 percent shooting...Totaled 15 points on 6-of-8 shooting at Maryland...Made his first career start against Illinois on Jan. 31, 2023.

Career Bests (includes NDSU): Pts: 15 (2x) | Reb: 7 | Ast: 5 | Stl: 4 (2x) | Bl: 1 (5x)

#3 BRICE WILLIAMS | G | SR. | 6-7 | 214 | HUNTERVILLE, N.C.

2024-25 Averages: PPG: 18.2 | RPG: 3.7 | APG: 2.5 | SPG: 1.2

Worth Noting: Two-time USBWA Player of the Week in '24-25...Eight games with 20+ points, including a pair of 30-point games...Totaled 11 points at No. 18 Wisconsin...Totaled 21 points vs. Rutgers...Had a team-high 28 points at Iowa...Led NU with 16 points and seven boards vs. No. 15 UCLA...Diamond Head Classic MVP...Had 25 points and seven rebounds vs. Oregon St...Matched career high with 32 points at Hawai'i...Earned BIG and National POW after posting 30 points, six assists and five boards vs. Indiana...Finished with 28 points vs. Saint Mary's...Averaged 13.4 ppg, 5.5 rpg and 2.5 apg in 2023-24...Second-team Conference USA pick in 2022-23, averaging 13.8 ppg and 5.3 rpg...His late father (Henry) scored a school-record 2,382 points at Charlotte and is a member of the school's Hall of Fame.

Career Bests (includes Charlotte): Pts: 32 (2x) | Reb: 13 | Ast: 9 | Stl: 4

#4 JUWAN GARY | F | SR. | 6-6 | 226 | COLUMBIA, S.C.

2024-25 Averages: PPG: 12.2 | RPG: 4.7 | SPG: 1.2

Worth Noting: Led NU with nine rebounds and added five points at No. 18 Wisconsin...Totaled a career-high 27 points vs. USC, his third 20-point game of the year...Had 20 points and seven rebounds vs. Rutgers...Posted his first double-double of the season at Iowa with 13 points and a season-high 13 boards...Totaled 21 points on 8-of-10 shooting at Hawai'i...Keyed NU's win at No. 14 Creighton with 16 points and seven boards...Averaged 11.6 ppg and 6.1 rpg in 2023-24, leading NU in both blocks and steals per game...Totaled five double-doubles in 2023-24, highlighted by a 13-point, 18-board effort at K-State...Career high 22 points vs. Minnesota...Started 17 games before shoulder surgery in 2022-23...Played in 29 games at Alabama in 2021-22...Helped Crimson Tide to an SEC title and an NCAA Sweet 16 appearance in 2020-21.

Career Bests (includes Alabama): Pts: 27 | Reb: 18 | Ast: 5 | Bl: 4 | St: 5

#9 BERKE BÜYÜKTÜNCEL | F | SO. | 6-10 | 240 | BURSA, TÜRKİYE

2024-25 Averages: PPG: 7.2 | RPG: 5.8 | APG: 1.3 | SPG: 1.2

Worth Noting: Finished with seven points and six boards at No. 18 Wisconsin...Totaled eight points, three boards and a career-high four steals at No. 20 Purdue...Named to Diamond Head Classic All-Tournament Team...Finished with a career-high 16 points on 6-of-8 shooting vs. Oregon State...Matched career bests in rebounds (nine) and steals (three) at Hawai'i...Posted 12 points and nine rebounds in win at No. 14 Creighton...Recorded 15 points, three steals and three blocked shots vs. Saint Mary's...Played in 26 games at UCLA in 2023-24, averaging 4.9 points and 2.7 rebounds per game...Played for Türkiye at the 2024 U20 European Championships, averaging 12.0 points and 7.7 rebounds per game...No. 36 player in the class of 2023 by 24/7 Sports, while he was rated by ESPN.com as the No. 2 international player to enter college basketball in 2023-24.

Career Bests (includes UCLA): Pts: 16 | Reb: 9 (5x) | Ast: 3 (4x) | Stl: 4 | Bl: 3

#23 ANDREW MORGAN | F | SR. | 6-10 | 242 | WASECA, MINN.

2024-25 Averages: PPG: 8.0 | RPG: 4.5

Worth Noting: North Dakota State transfer made his first start vs. Wisconsin, finishing with five points and five boards in 22 minutes...Has 10 double-figure efforts in 2024-25...Finished with a season-high 17 points and five rebounds at Maryland...Totaled 10 points vs. No. 15 UCLA...Collected his first double-double of the year and fifth of his career with 12 points and a season-high 12 rebound vs. Murray State...Led NU with 14 points and seven boards at Michigan State...Was a two-year starter at NDSU, earning second-team All-Summit League honors in 2023-24 (12.9 ppg, 5.0 rpg)...Ranked among Summit League leaders in scoring (15th), rebounding (16th) and free throw percentage (.703, ninth) in 2023-24...Made 30 starts in 2022-23, averaging 10.5 ppg and 5.3 rpg.

Career Bests (includes NDSU): Pts: 31 | Reb: 15 | Ast: 4 (3x) | Stl: 2 (4x) | Bl: 3

NATIONAL POLLS

ASSOCIATED PRESS (JAN. 27)

No	Team (1st)	Record	Points	Prev.
1	Auburn	(18-1)	1550	1
2	Duke	(17-2)	1484	2
3	Iowa State	(17-2)	1404	3
4	Alabama	(17-3)	1342	4
5	Florida	(18-2)	1278	5
6	Houston	(16-3)	1242	7
7	Michigan State	(17-2)	1170	8
8	Tennessee	(17-3)	1149	6
9	Marquette	(17-3)	1068	10
10	Purdue	(16-5)	892	11
11	Kansas	(14-5)	877	12
12	Kentucky	(14-5)	858	9
13	Texas A&M	(15-5)	775	13
14	Mississippi State	(16-4)	715	14
15	St. John's	(17-3)	588	20
16	Oregon	(16-4)	448	15
17	Wisconsin	(16-4)	440	18
18	Illinois	(14-6)	384	17
19	Memphis	(16-4)	383	24
20	Missouri	(16-4)	352	22
21	Louisville	(15-5)	346	25
22	Texas Tech	(15-4)	308	NR
23	Ole Miss	(15-5)	215	16
24	Vanderbilt	(16-4)	132	NR
25	UConn	(14-6)	131	19

Others receiving votes: Michigan 129, Maryland 116, Utah St. 99, Clemson 92, Arizona 47, Saint Mary's 45, Gonzaga 34, Texas 22, Creighton 12, Baylor 8, New Mexico 4, VCU 4, West Virginia 3, Oklahoma 2, Bradley 1, UCLA 1.

USA TODAY COACHES (JAN. 27)

No	Team (1st)	Record	Points	Prev.
1	Auburn (30)	17-1	774	1
1	Auburn (31)	18-1	775	1
2	Duke	17-2	741	2
3	Iowa State	17-2	689	4
4	Alabama	17-3	676	3
5	Houston	16-3	635	5
6	Florida	18-2	634	6
7	Michigan State	17-2	583	8
8	Tennessee	17-3	564	7
9	Marquette	17-3	536	10
10	Purdue	16-5	476	12
11	Kansas	14-5	429	11
12	Kentucky	14-5	399	9
13	Mississippi State	16-4	324	14
14	St. John's	17-3	318	21
15	Texas A&M	15-5	310	13
16	Memphis	16-4	242	22
17	Wisconsin	16-4	214	19
18	Oregon	16-4	201	15
19	Texas Tech	15-4	169	25
20	Illinois	14-6	166	17
21	Missouri	16-4	163	24
22	Louisville	15-5	162	NR
23	Ole Miss	15-5	104	16
24	UConn	14-6	100	18
25	Clemson	17-4	96	NR

Others receiving votes: Michigan 67; Gonzaga 55; Maryland 50; Vanderbilt 44; Saint Mary's 41; Arizona 41; Utah State 22; Creighton 18; West Virginia 17; Georgia 6; Baylor 4; New Mexico 3; UC Irvine 1;

BIG TEN STANDINGS (JAN. 27)

Team	B1G	Pct.	Overall	Pct.
Michigan State	8-0	1.000	17-2	.895
Purdue	8-2	.800	16-5	.762
Michigan	7-2	.778	15-5	.750
Wisconsin	6-3	.667	16-4	.800
Maryland	6-4	.600	16-5	.762
UCLA	6-4	.600	15-6	.714
Illinois	6-4	.600	14-6	.700
Oregon	5-4	.556	16-4	.800
Indiana	5-5	.500	14-7	.667
Ohio State	4-5	.444	12-8	.600
USC	4-5	.444	12-8	.600
Iowa	4-6	.400	13-8	.619
Northwestern	3-6	.333	12-8	.600
Minnesota	3-6	.333	11-9	.550
Rutgers	3-6	.333	10-10	.500
Penn State	3-7	.300	13-8	.619
Nebraska	2-7	.222	12-8	.600
Washington	1-8	.111	10-10	.500

Big Ten Schedule

All times listed are central

Date	Contest	Time
Jan. 24	Purdue 91, Michigan 64	
Jan. 24	Iowa 75, Penn State 74	
Jan. 24	UCLA 65, at Washington 60	
Jan. 25	Michigan State 81, Rutgers 74	
Jan. 25	Minnesota 68, Oregon 77	
Jan. 26	Maryland 79, Indiana 78	
Jan. 26	Wisconsin 83, Nebraska 55	
Jan. 26	Illinois 83, Northwestern 74	
Jan. 27	Michigan 76, Penn State 72	
Jan. 27	Ohio State 82, Iowa 65	
Jan. 27	UCLA 82, USC 76	
Jan. 28	Minnesota at Michigan State	7:00 PM CST
Jan. 29	Wisconsin at Maryland	6:00 PM CST
Jan. 29	Rutgers at Northwestern	8:00 PM CST
Jan. 30	Ohio State at Penn State	5:30 PM CST
Jan. 30	Illinois at Nebraska	7:30 PM CST
Jan. 30	Oregon at UCLA	9:30 PM CST
Jan. 31	Indiana at Purdue	7:00 PM CST
Feb. 1	Washington at Minnesota	11:00 AM CST
Feb. 1	Wisconsin at Northwestern	1:00 PM CST
Feb. 1	Michigan at Rutgers	2:30 PM CST
Feb. 1	Michigan State at USC	3:30 PM CST
Feb. 2	Ohio State at Illinois	12:00 PM CST
Feb. 2	Nebraska at Oregon	6:30 PM CST
Feb. 4	Minnesota at Penn State	6:00 PM CST
Feb. 4	Purdue at Iowa	6:00 PM CST
Feb. 4	USC at Northwestern	8:00 PM CST
Feb. 4	Indiana at Wisconsin	8:00 PM CST
Feb. 4	Michigan State at UCLA	9:00 PM CST
Feb. 5	Oregon at Michigan	5:30 PM CST
Feb. 5	Illinois at Rutgers	7:30 PM CST
Feb. 5	Nebraska at Washington	9:30 PM CST
Feb. 6	Maryland at Ohio State	6:00 PM CST
Feb. 7	USC at Purdue	6:00 PM CST

BY THE NUMBERS

Nebraska Cornhuskers 2024-25 Team Statistics (Record: 12-8, 2-7 Big Ten)			Illinois Fighting Illinoi 2024-25 Team Statistics (Record: 14-6, 6-4 Big Ten)		
Category	Nebraska	OPP	Category	Ill.	OPP
SCORING	1507	1420	Scoring	1715	1389
Points per game	75.3	71.0	Points per game	85.8	69.5
Scoring margin	+4.4	-	Scoring margin	+16.3	-
FIELD GOALS-ATT	524-1145	498-1194	Field goals-att	580-1302	518-1306
Field goal pct	.458	.417	Field goal pct	.445	.397
3 POINT FG-ATT	148-446	200-587	3 point fg-att	198-620	113-396
3-point FG pct	.332	.341	3-point FG pct	.319	.285
3-pt FG made per game	7.4	10.0	3-pt FG made per game	9.9	5.7
FREE THROWS-ATT	311-418	224-319	Free throws-att	357-472	240-350
Free throw pct	.744	.702	Free throw pct	.756	.686
F-Throws made per game	15.6	11.2	F-Throws made per game	17.9	12.0
REBOUNDS	723	693	Rebounds	900	670
Rebounds per game	36.2	34.7	Rebounds per game	45.0	33.5
Rebounding margin	+1.5	-	Rebounding margin	+11.5	-
ASSISTS	276	275	Assists	306	220
Assists per game	13.8	13.8	Assists per game	15.3	11.0
TURNOVERS	244	260	Turnovers	237	208
Turnovers per game	12.2	13.0	Turnovers per game	11.9	10.4
Turnover margin	+0.8	-	Turnover margin	-1.5	-
Assist/turnover ratio	1.1	1.1	Assist/turnover ratio	1.3	1.1
STEALS	156	121	Steals	97	125
Steals per game	7.8	6.1	Steals per game	4.9	6.3
BLOCKS	58	64	Blocks	86	61
Blocks per game	2.9	3.2	Blocks per game	4.3	3.1

ABOUT ILLINOIS

Illinois comes into Wednesday's game with a 14-6 record following an 83-74 win over Northwestern on Sunday. The Fighting Illini were tested in non-conference action, as their only two losses were a neutral-site loss at Alabama and a two-point loss to Tennessee. Illinois swept their west coast trip, including a 32-point win at Oregon, and is 3-2 on the road and at home in conference action.

The Illini retooled their roster after losing four starters, including All-Big Ten performer Terrence Shannon Jr., from a team that went 29-9, won the Big Ten Tournament title and reached the Elite Eight. Brad Underwood is in his eighth year at Illinois after previous coaching stops at Oklahoma State and Stephen F. Austin. Underwood guided the Illini to four straight NCAA Tournament appearances.

Illinois is led by one of the top freshmen in the country in Kasparas Jakucionis, as he averages 15.9 ppg and 5.4 assists per game to pace the Illini in both categories. Arizona transfer Kylan Boswell is at 12.4 ppg while dishing out nearly four assists per game, while Trey White is averaging 10.4 ppg and 5.4 rpg. Tomislav Ivisic has been one of the top frontcourt newcomers as he averaged 13.0 ppg on 50 percent shooting and a team-high 8.5 rebounds per game, but he has missed the last two games with mono. As a team, Illinois averages 85.8 ppg and is out-rebounding teams by 11.5 per game to lead the nation.

Series History: Illinois leads the all-time series, 23-8, over Nebraska in a series that dates back to 1921. Nebraska is 6-16 against Illinois since joining the Big Ten, and the Illini have won nine straight meetings dating back to the 2018-19 season. That was Nebraska's last win in Lincoln. Illinois won both meetings last year, an 87-84 overtime thriller in Champaign and a 98-87 triumph in the Big Ten Tournament. Prior to Nebraska joining the conference in 2011-12, the Huskers and Illini had played only once since 1976 - a 100-73 Husker victory in the 1990 San Juan Shootout.

SERIES AT A GLANCE

- All-time: Illinois leads 23-8
 - In Lincoln: Illinois leads, 6-5
 - At Pinnacle Bank Arena: Nebraska leads, 4-3
 - In Champaign: Illinois leads, 14-2
 - At State Farm Center: Illinois leads, 10-1
 - San Juan Shootout: Nebraska leads, 1-0
 - In Big Ten Conference games: Illinois leads, 15-6
 - In Big Ten Tournament games: Illinois leads, 1-0
- Husker-Illini Superlatives**
- Most consecutive wins (year ended): Nebraska 1 (1921, 1990, 2012, 2014, 2015, 2016, 2018, 2018); Illinois 9 (2018-present)
 - Most points scored: Nebraska, 100, at San Juan, P.R., Nov. 24, 1990; Illinois 98, at Minneapolis, Minn., March 16, 2024
 - Highest combined score: 197, Illinois 98, Nebraska 87, at Minneapolis, Minn., March 16, 2024
 - Biggest winning margin: Nebraska, 27, at San Juan, P.R., Nov. 24, 1990; Illinois, 42, at Champaign, Ill., Dec. 12, 1942

RECENT MEETINGS (SINCE NU JOINED BIG TEN)					
Date	Site	Rankings	Result	Neb.	Wis.
1-7-12	A	-/-	L	54	59
2-18-12	H	-/-	W	80	57
1-22-13	H	-/-	L	51	71
3-2-13	A	-/-	L	65	72
2-12-14	H	-/-	W	67	58
2-26-14	A	-/-	L	49	60
1-11-15	H	-/-	W	53	43
3-4-15	A	-/-	L	57	69
1-16-16	A	-/-	W	78	67
2-26-17	H	-/-	L	57	73
1-15-18	H	-/-	W	64	63
2-18-18	A	-/-	L	66	72
12-2-18	H	-/-	W	75	60
2-2-19	A	-/-	L	64	71
2-24-20	A	-/-	L	59	71
2-12-21	H	-/6	L (OT)	72	77
2-25-21	A	-/5	L	70	86
1-11-22	H	-/25	L	71	81
1-10-23	H	-/-	L	50	76
1-31-23	A	-/-	L	56	72
2-4-24	A	-/14	L (OT)	84	87
3-16-24	N	-/13	L	87	98

72.2

Sam Hoiberg is shooting 72.2 percent from the field in the month of January entering Thursday's game with Illinois. The junior guard has provided a spark off the bench and is averaging 5.1 points per game with a 2.3-to-1 assist-to-turnover ratio in that stretch.

Illinois Probable Starters

No.	Name	Yr.	Pos.	Ht.	Wt.	G/GS	PPG	RPG	Other
32	Kasparas Jakucionis	Fr.	6-6	G	205	18/18	15.9	5.4	5.4 apg
4	Kylan Boswell	Jr.	6-2	G	205	20/20	12.4	5.5	3.9 apg
22	Tre White	Jr.	6-7	G	210	20/20	10.3	5.4	1.1 apg
3	Ben Humrichous	Gr.	6-9	F	225	20/20	8.9	3.7	0.8 bpg
21	Morez Johnson Jr.	Fr.	6-9	F	255	20/2	6.5	6.6	1.2 bpg

2024-25 Stats

WORTH NOTING

- With 11 points last Sunday at Wisconsin, Brice and his father, Henry, became the seventh father-son duo to combine for 4,000 career points at the college level. Brice now has 1,619 career points and is now only 182 points away from reaching 1,000 as a Husker. Henry Williams, who passed away in 2018, was Charlotte's all-time leading scorer with 2,383 career points.

Father-Son Duos with 4,000 Points

No.	Father (College)	Years	Points	Son (College)	Years	Points	Total
1.	Dell Curry (Virginia Tech)	1983-86	2,389	Stephen Curry (Davidson)	2006-09	2,635	5,024
2.	Mike Davis (Alabama)	1979-83	1,211	Antoine Davis (Detroit)	2018-23	3,664	4,875
3.	Steve Burt Sr. (Iona)	1980-84	2,534	Steve Burt Jr. (Iona)	2002-06	2,034	4,568
4.	Dell Curry (Virginia Tech)	1983-86	2,389	Seth Curry (Duke/Liberty)	2009-13	2,101	4,490
5.	Steve Alford (Indiana)	1983-86	2,438	Bryce Alford (UCLA)	2013-17	1,922	4,360
6.	Greg McDermott (Northern Iowa)	1984-88	1,033	Doug McDermott (Creighton)	2010-14	3,150	4,183
7.	Henry Williams (Charlotte)	1988-92	2,383	Brice Williams (Charlotte/Nebraska)	2019-25	1,619	4,002

- Nebraska looks for its third ranked win of the season when the Huskers host Illinois on Thursday. NU is 2-2 against ranked opponents this season, and a win against the Fighting Illini would give NU three wins over ranked teams for the first time since 2013-14. NU is 7-9 in its last 16 games against ranked teams dating back to March 1, 2022.

- Nebraska is 5-10 (.333) all-time against teams ranked No. 18 in the AP Poll. All five wins have been in conference play, including the most recent one against Ohio State in 2013-14.

- In four of the six games during NU's current losing streak, Nebraska has been within three points in the final 10 seconds of regulation.

- Thursday's game will be the second of three straight games against ranked opponents. This will mark the first time since Dec. 4-10, 2022, where NU will face three straight ranked foes.

- Nebraska is No. 62 in the NET on Jan. 27 and has plenty of opportunities to jump in the coming weeks. Six of the Huskers' next seven games are against Quad 1 opponents beginning with NET No. 10 Illinois. Eight teams are currently in the top 30 of the NET while all 18 teams are inside the top 100 as of Jan. 27.

- Thursday's game will feature the second-annual football dunk contest at halftime, while fans can get their picture with the Pinstripe Bowl trophy, as the trophy will be on the North Concourse (Section 103) from 6-7:15 p.m.

- Connor Essegian has been one of the Big Ten's best sixth men, as the junior guard enters Thursday's game with No. 18 Illinois averaging 11.3 points per contest. He is one of only four Big Ten reserves currently averaging double figures while making five or fewer starts.

- Following his 27-point night against USC on Jan. 22, Juwan Gary has as many 20-point games in his last 10 games (three) as in he did in his first 114 games of his career.

- A pair of Huskers eclipsed the 1,000-point mark for their career on Jan. 19 at Maryland. Andrew Morgan reached the mark in the first half on his way to a season-high 17-point effort, while Juwan Gary reached the milestone late in the second half. NU's roster now has five career 1,000-point scorers (Brice Williams, Rienk Mast, Rollie Worster, Andrew Morgan and Juwan Gary).

- Nebraska looks to regain its defensive edge to return to its winning ways. NU is now 42nd nationally in defensive efficiency heading into Thursday's game. NU is 10-0 when holding opponents to under one point per possession, but 2-8 when opponents are above 1.0 PPP. Nebraska has won its last 27 games dating back to the 2022-23 season when holding an opponent under 1.0 PPP.

- When Brice Williams and Juwan Gary both went over 20 points against Rutgers on Jan. 16, it marked the 15th time in Fred Hoiberg's tenure that Nebraska had multiple players score 20+ points in a game.

B1G Bench Scoring Leaders (5 or less starts)

No.	Player	PPG
1.	Nick Kern Jr. (PSU)	13.0
2.	Connor Essegian (NEB)	11.3
3.	Sebastian Mack (UCLA)	10.4
4.	Will Riley (ILL)	10.1
5.	Jase Richardson (MSU)	9.8
6.	Keeshawn Barthelemy (ORE)	9.6

as of Jan. 27

KenPom Adjusted Defense (as of Jan. 27)

Year	Adj D.	NCAA Rk.
2021-22	102.9	178th
2022-23	98.8	69th
2023-24	98.7	43rd
2024-25	97.2	39th

RECORD AT PINNACLE BANK ARENA

Season	Wins	Losses	Pct.
2013-14	15	1	.938
2014-15	10	6	.625
2015-16	10	8	.556
2016-17	8	8	.500
2017-18	16	1	.941
2018-19	13	5	.722
2019-20	5	11	.313
2020-21	6	9	.400
2021-22	7	11	.368
2022-23	11	4	.733
2023-24	18	1	.947
2024-25	8	2	.800
Totals	127	68	.651

2024-25 MISC. STATS

TEAM LEADERS

Double-Figure Scoring Games: Williams (18); Gary (12); Essegian (10); Morgan (10); Worster (7); Büyüktuncel (4); Meah (1); Ulis (1)

10+ Rebounding Games: Morgan (1); Gary (1)

10+ Assist Games: Ulis (1)

Double-Doubles: Morgan (1); Gary (1)

Triple-Doubles: N/A

20-Point Games: Williams (7); Essegian (3); Gary (3)

30-Point Games: Williams (2)

Games Leading NU in Scoring: *.. Williams (9); Essegian (5); Gary (4); Morgan (2)

Games Leading NU in Rebounding: * .. Büyüktuncel (6) Morgan (4); Williams (3); Worster (3); Gary (4); Essegian (1)

Games Leading NU in Assists: * .. Worster (8); Williams (6); Gary (3); Ulis (3); Hoiberg (2); Morgan (1); Essegian (1)

Games Leading NU in Blocks: * .. Büyüktuncel (7); Gary (7); Morgan (4); Meah (2); Worster (3); Griffiths (2); Hoiberg (1); Jacobsen (1); Williams (3); Worster (1); Essegian (1); None (2)

Games Leading NU in Steals: Büyüktuncel (6); Williams (8); Gary (5); Hoiberg (6); Worster (5); Morgan (1); Ulis (1); Meah (1); Jacobsen (1); Essegian (1)

HUSKER DOUBLE-DOUBLES IN 2024-25

Player	Opponent	Totals
Morgan	Murray State	12 pts/12 reb
Gary	at Iowa	13 pts/13 reb

HUSKER DOUBLE-DOUBLES CHART

Player	2024-25	at Neb	Career*
Mast	0	6	26
Gary	1	7	9
Williams	0	1	5
Meah	0	0	6
Worster	0	0	4
Morgan	1	1	5
Totals	2	15	55

*Includes previous schools

DOUBLE-DIGIT RUNS IN 2024-25

Run	Opponent	Time (Half)
16-0	Murray State	14:45-8:43 (1st)
15-0	at Hawai'i	7:03-0:40 (1st)
15-0	UCLA	15:38-9:30 (1st)
15-0	North Florida	18:15-14:03 (1st)
14-0	Iowa	6:46-1:18 (1st)
12-0	UTRGV	4:34-2:30 (2nd)
11-0	Saint Mary's	1:19 (1st)-18:54 (2nd)
11-0	at Creighton	7:40-2:37 (1st)
11-0	Southern	10:12-4:48 (1st)
11-0	at Wisconsin	12:44-6:41 (1st)
10-0	FDU	11:49-8:53 (1st)
10-0	South Dakota	6:43-5:14 (1st)
10-0	North Florida	3:58-0:00 (2nd)
10-0	Indiana	6:27-3:08 (2nd)
10-0	Southern	2:45-0:00 (2nd)

30

Fred Hoiberg has 30 wins over ranked opponents, including 11 career wins against top-10 teams, in his collegiate coaching career. In addition, his four road wins against ranked opponents is second only to Danny Nee's seven all-time among NU men's basketball coaches.

2024-25 MBB QUICK FACTS

Location	Lincoln, Neb.
Founded	1869
Enrollment	23,992 (fall 2024)
Nickname	Cornhuskers, Huskers
Colors	Scarlet & Cream
Affiliation	NCAA Division I
Conference	Big Ten Conference
Home Arena	Pinnacle Bank Arena
Capacity/Year Opened	15,000/2013
University of Nebraska President	Dr. Jeffrey P. Gold
Chancellor	Rodney Bennett
Director of Athletics	Troy Dannen
Athletic Dept. Phone	(402) 472-4224
Assistant A.D./Ticketing	Holly Adam
Ticket Office Phone	(402) 472-3111 or 1-800-8BIGRED
Website	Huskers.com

BASKETBALL HISTORY

First year of basketball	1896-97
Regular-season conference titles (last)	7 (1950)
Postseason conference titles (last)	1 (1994)
All-time postseason appearances	27
All-time postseason record	24-26
NCAA Appearances (last)	8 (2024)
NCAA Record	0-8
NIT Appearances (last)	19 (2019)
NIT Record	24-18

BASKETBALL STAFF

Head Coach	Fred Hoiberg (6th season)
Alma Mater (Year)	Iowa State (1995)
Assistant Coaches	Adam Howard (3rd season)
	Nate Loenser (4th season)
	Ernie Zeigler (3rd season)
Director of Men's Basketball Strength and Conditioning	Kurt Joseph
Director of Basketball Strategies & Business Operations	Luca Virgilio
Asst. Director of Operations	Sheryl Burbach
Director of Player Development	Emmanuel Tommy
Video Coordinator	Michael Bania
Recruiting Coordinator	Padyn Borders
Graduate Managers	Nihilo Ibarra, Justin Moore
	Josiah Allick and Satchel Stern
Athletic Trainer	Andrew McCabe
Equipment Manager	Pat Norris

2024-25 TEAM INFORMATION

2023-24 Record	23-11 (18-1 H, 3-8 A, 2-2 N)
Big Ten Record (Finish)	12-8 (t-3rd)
Big Ten Championship	1-1, def. Indiana, 93-66;
	lost to Illinois, 87-98
Postseason	NCAA First Round
Starters Returning/Lost	3/2
Lettermen Returning/Lost	7/7
Scholarship Newcomers	8

COMMUNICATIONS INFORMATION

Sr. Associate A.D./Communications	Keith Mann
Office Phone	(402) 472-2263
Sr. Assoc. Director/MBB Contact	Shamus McKnight
Office/Cell Phone	(402) 472-7772 / (402) 540-0268
E-Mail	smcknight@huskers.com
Press Row Phone	(402) 904-5925
Communications Mailing Address	800 Stadium Drive
	Lincoln, NE 68588-0123

MEDIA SITE

Additional media resources, including a digital media guide, and headshots are available at our media site.
<https://go.unl.edu/202425-mbbmedia>

70

Over the last two-plus seasons, Nebraska has been exceptional when holding opponents to 70 points or less. The Huskers are 41-5 (.891) when holding opponents to 70 points or less. The Jan. 19 loss to Maryland snapped a streak of 36 straight wins when holding opponents to 70 points or less.

• Ahron Ulis dished out a career-high 10 assists on Jan. 19 at Maryland. It more than tripled his previous season high of three and marked the first time a Husker had 10 assists in a game since Alonzo Verge Jr. in 2022. It also marked the first 10-assist game by a Husker reserve since Tom Wald had 11 in a win over Appalachian State on Dec. 31, 1994. According to Stathead.com, Ulis became the first Big Ten player to come off the bench and have 10 assists in a Big Ten game since A.J. Huggard had 10 assists against Purdue in the 2022 Big Ten Tournament.

• Over the last 24 games dating back to last season, Brice Williams is averaging 18.5 points per game on .476 shooting and has 11 20-point efforts in that span. He has been in double figures in 22 of 24 games in that stretch. He averaged just 12.5 ppg over his first 30 games at Nebraska in 2023-24.

• With its 12-8 start in 2024-25, Nebraska is 41-22 over the last 63 games dating back to the start of February 2023. NU's .651 winning percentage ranks fourth among Big Ten programs in that stretch. NU went just 33-80 from the start of the 2019-20 season until Feb. 1, 2023.

• NU has relied on its depth with six players averaging at least 7.2 points per game. Eight players have posted double-figure efforts, while three players (Brice Williams, Connor Essegian and Juwan Gary) have recorded 20-point games. Williams is the only Husker in the top 30 of the Big Ten in scoring as of Jan 27.

• Brice Williams is just the sixth Husker in the Big Ten era to have multiple 30-point games. He had 30 points in the win over Indiana on Dec. 13 and tied his career high with 32 points against Hawai'i on Dec. 23. He is one of eight Big Ten players with multiple 30-point games this season.

• Nebraska comes into Thursday's game with Illinois averaging 75.3 points per game. NU has scored 70+ points in 12 of 19 games, including seven games with at least 80 points. Last season, NU averaged 77.7 points per game for 34 games, its highest offensive total since the 1995-96 season.

• For most of the season, Nebraska was one of the most prolific teams in the Big Ten in getting to the foul line. Nebraska averaged 26.8 attempts per game during the first 14 contests but has been to the free throw line an average of 16 times per game over the last six contests. NU was just 3-of-8 from the foul line in Sunday's loss at Wisconsin.

• Nebraska is averaging 7.8 steals per game to rank fourth in the Big Ten as of Jan. 27. Fiver Huskers average at least one steal per game led by Sam Hoiberg, who is 12th in the conference with 1.4 spg. Of the 45 Big Ten players averaging at least one steal per game as of January 27, Hoiberg is one of two players who averages less than 20 minutes per game.

• The Huskers are 37-6 over the last two seasons when out-rebounding opponents. NU had won 27 straight games when out-rebounding opponents before the streak was snapped against Saint Mary's on Nov. 17. Nebraska has been out-rebounded just four times in 20 games this season.

• NU went 10-1 in non-conference action, only the seventh time since WWII that NU finished its non-con slate with one loss (also 10-1, 2023-24; 10-1, 2018-19; 10-1, 2003-04; 12-1, 1991-92; 15-1, 1990-91; 11-1, 1977-78).

• Nebraska's 2024 Diamond Head Classic title marked the program's first MTE event title since the 2000 San Juan Shootout. With the win, Nebraska Coach Fred Hoiberg became the first coach to win multiple Diamond Head Classic titles, as he coached Iowa State to the 2013 championship.

• Brice Williams earned MVP honors at the Diamond Head Classic, as he averaged 22.0 points per game on 56 percent shooting, 3.7 rebounds, 3.0 assists and 2.0 steals per game. Williams averaged 19.3 ppg on 57 percent shooting in seven December games following his 11-point, seven-rebound effort against Southern.

• Nebraska saw its school-record 20-game home win streak snapped against Rutgers on Jan. 16. The 20 straight home wins tied the mark set on two previous occasions, most recently from 2017 to 2019. Over the past three years, Nebraska is 37-7 (.841) inside Pinnacle Bank Arena.

• Nebraska comes off one of its most successful seasons in program history. The Huskers went 23-11 in 2023-24 and tied for third in the Big Ten standings before reaching the NCAA Tournament for the first time since 2013-14. The Huskers' 23 wins were the most since setting a school-record with 26 wins in 1990-91, while NU's 12 conference wins also ranked second in school history.

• Nebraska has increased its win total in each of the past three years, marking the first time NU has done that since the mid-1960s (1963-64 to 1965-66). If Nebraska can improve its

Tracking Williams

Player	MPG	PPG	FG Pct	3 Pt Pct	FT Pct
First 30 at NEB	29.5	12.5	.435	.385	.844
Last 24 at NEB	31.3	18.5	.476	.379	.898

Best Records in B1G since Feb. 1, 2023

No.	Team	Record	Pct.
1.	Purdue	58-15	.795
2.	Illinois	47-22	.681
3.	Michigan State	44-22	.667
4.	Nebraska	41-22	.651
4.	Wisconsin	46-25	.648

as of games of Jan. 27

NU's 30-Point Games (Big Ten era)

No.	Player	30+ Point Games
1.	James Palmer Jr.	4
2.	Terran Petteway	3
	Shavon Shields	3
	Keisei Tominaga	3
5.	Brice Williams	2
	Andrew White II	2

Living at the Line

Category	No.	NCAA	B1G
Free Throw Att/GM	20.9	94th	10th
Free Throw Made/GM	15.6	81th	7th
Free Throw Percentage	74.4	90th	7th

Consecutive Home Wins

No.	Wins	Dates (First-Last Win)
t1	20	Dec. 10, 2023-Jan. 4, 2025
	20	Dec. 7, 1965-Feb. 25, 1967
	20	Dec. 20, 2017-Jan. 10, 2019

Most Single-Season Wins

No.	Wins	Year
1.	26	1990-91
2.	23	2023-24
3.	22	Four times

15

Nebraska is one of only 15 teams in the country which have at least five 1,000-point scorers on their active roster as of Jan. 27. Four of those teams are in the Big Ten with Minnesota (seven), Nebraska (five), Oregon (five) and USC (five).

win total this year, it would mark the first time since a four-year stretch from 1945-46 to 1948-49 that the Huskers improved their win total in four consecutive seasons.

• Over the past two seasons (2022-23 and 2023-24), NU has won 21 conference games, the highest two-year total since the 1965-66 and 1966-67 teams won 22 conference tilts. The last two seasons under Fred Hoiberg mark just the fourth time in school history that Nebraska has won 20 or more conference games in a two-year span.

LAST TIME OUT

The Huskers fell 83-55 at No. 18 Wisconsin at the Kohl Center in Madison, Wis., on Jan. 26.

The Huskers fell behind 19-2 before climbing back to cut the deficit to three points at 24-21. But the Badgers turned the Huskers away with a 16-2 run to push the lead back to 17 late in the first half. Nebraska cut the deficit to 44-33 early in the second half, but the Badgers used an 8-0 run to take control.

Brice Williams scored 11 points to lead the Huskers while Connor Essegian scored eight points against his former team. John Tonje scored 27 points to pace three Badgers in double figures.

Wisconsin hit 17-of-37 from 3-point range and shot 48 percent from the field, while Nebraska shot just 34 percent from the field in the loss. Wisconsin had a 43-35 edge in rebounds and forced 12 turnovers which led to 17 Badger points.

WILLIAMS BUILDS ALL-BIG TEN RESUME

Brice Williams is putting together the best season of his career in 2024-25. The 6-foot-7 senior enters the Illinois game averaging a career-best 18.2 points per game along with 2.5 assists, 3.7 rebounds and 1.2 steals per contest.

• He ranks in the top five of the Big Ten in scoring (fifth) and free throw percentage (third) while shooting 38 percent from 3-point range. Williams is on track to set career bests in both assists and steals per game.

• Williams' 18.2 ppg average is the highest by any player in Fred Hoiberg's 10-year college coaching career.

• He has reached double figures 18 times, including a pair of 30-point games and seven 25-point performances.

• Williams had his most recent 20-point performance against Rutgers on Jan. 16 with 21 points.

• He had a 28-point effort at Iowa on Jan. 7, when he hit four 3-pointers, including a buzzer beater to send the game to overtime. It was his seventh game with at least 25 points this season.

• He was the MVP of the Diamond Head Classic, averaging 22.0 points per game on 56 percent shooting, along with 3.7 rebounds, 3.0 assists and 2.0 steals per game. He tied a career high with 32 points in the semifinal win over Hawai'i and had 25 points, seven boards and four assists against Oregon State.

• Williams has five career 30-point games including his time at Charlotte.

This season, he tied his career high with 32 points at Hawai'i on Dec. 23 and had 30 points against Indiana on Dec. 13.

• His 18.2 ppg scoring average is the fourth-highest average by a Husker after 20 games in the Big Ten era (2011-12 to present). The last Husker to finish a season averaging at least 18 points per game was James Palmer Jr. (19.7 in 2018-19).

• He is shooting a career-best 91.3 percent from the foul line to rank third in the Big Ten in free throw percentage. He is bidding to become the third player in school history to shoot 90 percent from the foul line (Jack Moore, 1980-81 and 1981-82; Cary Cochran, 2001-02).

• Williams had 28 points against Saint Mary's on Nov. 17 and 27 points in the season opener against UTRGV on Nov. 4. His 27-point night vs. UTRGV was one of the highest opening-night totals by a Husker in the last 30 years.

Williams' emergence began during the Huskers' 2024 postseason run when he averaged 23.3 points per game during the Big Ten and NCAA Tournaments. He had more 20-point games in three postseason games (three) than in 31 regular-season games (two) during 2023-24. His 23.3 ppg after the end of the regular season is the highest by a returning Big Ten player entering 2024-25.

Notes from the Wisconsin Game

- Wisconsin now leads the series, 23-17.
- Nebraska falls to 2-2 against ranked teams this season.
- Nebraska used its fifth different lineup of the season, as Sam Hoiberg and Andrew Morgan made their first starts of the season. It was Hoiberg's second career start for the Huskers and first since the 2022-23 season.
- Brice Williams finished with 11 points, as Brice and his father Henry became the seventh father-son combo to reach the 4,000-point mark at the Division I level. The pair now has 4,002 career points.
- Williams has been in double figures in 18 of Nebraska's 20 game this season and 22 of NU's last 24 games dating back to last season.
- With a team-high nine rebounds, Juwan Gary has grabbed seven or more rebounds in three of the last four games
- Nebraska's 11-0 first-half run was its 15th double-figure run of the season.

Tracking Williams

Category	No.	B1G Rk
Scoring	18.2	5th
FT Made/Gm	5.2	3rd
FT Att/Gm	5.8	t-6th
Free Throw Pct.	.913	3rd
20-Point Games	8	t-6th
30-Point Games	2	t-1st

Highest Scoring Average Thru 20 Games (Big Ten Era)

No.	PPG	Player (Year)
1.	19.4	James Palmer Jr. (2018-19)
2.	19.0	Terran Petteway (2014-15)
4.	18.3	Tai Webster (2016-17)
t4.	18.2	Brice Williams (2024-25)
	18.2	Terran Petteway (2013-14)
6.	17.0	Andrew White III (2015-16)

Single-Season FT Pct. Leaders

No	Named (Year)	FT-FTA	Pct.
1.	Jack Moore (1981-82)	123-131	.939
2.	Cary Cochran (2001-02)	71-77	.922
3.	Jack Moore (1980-81)	118-128	.922
-	Brice Williams (2024-25)	105-115	.913
4.	Bo Spencer (2011-12)	92-105	.876

HUSKERS IN THE NBA

A trio of former Nebraska Cornhuskers were on opening night rosters for the 2024-25 season. Dalano Banton and Bryce McGowens are teammates on the Portland Trail Blazers, while Jack McVeigh is a rookie with the Houston Rockets. It is the fourth straight season that Nebraska has had multiple players on NBA rosters.

Banton comes off his best season as a professional, averaging 10.3 points 3.3 rebounds and 2.4 assists per game while splitting time with both the Boston Celtics and Portland Trailblazers. He flourished after his trade with Portland, averaging 16.7 points, 4.8 rebounds and 3.6 assists per game in 30 games. Banton begins his fourth NBA season after being a second-round pick in 2021. After sitting out the 2019-20 campaign, Banton played in all 27 games, including 22 starts, for the Huskers in 2020-21, averaging 9.6 points per game while leading the Huskers in both rebounding (5.9) and assists (3.9) per game. He was the first Husker since 1974 to lead NU in both rebounding and assists in the same season. Banton posted the second triple-double in school history with 13 points, 11 rebounds and 10 assists in just 21 minutes against Doane and totaled 14 games in double figures.

McGowens begins his third NBA season, as he is on a two-way contract with the Trail Blazers after signing with the organization over the summer. McGowens spent the first two years with the Charlotte Hornets, playing in 105 career games and averaging 5.2 points, 1.9 rebounds and 1.0 assists per game. McGowens was the No. 40 overall pick in 2022, the highest drafted Husker since 1998. At Nebraska, he was a third-team All-Big Ten performer as a freshman in 2021-22, averaging a team-high 16.8 points and 5.2 rebounds per game. An eight-time Big Ten Freshman of the Week, McGowens had 11 games with 20-or-more points, including a season-high 29 points against both Sam Houston and Rutgers.

McVeigh is with the Houston Rockets after signing a two-way contract prior to the 2024 Paris Olympics. He played in a pair of preseason games for the Rockets, averaging 7.5 ppg on 60 percent shooting and 3.0 rebounds per game. This is his rookie season after he played professionally in Australia and Germany, and he became the 16th Husker to play in the NBA when he made his debut on Nov. 6, 2024. McVeigh comes off a strong performance in the 2024 Olympics, averaging 9.5 points per game on 52 percent shooting, including 10-of-19 (.526) from 3-point range. McVeigh played three seasons at Nebraska before returning home to begin his professional career. His best year was in 2016-17, when he averaged 7.5 points and 2.5 rebounds per game in 30 games, including 11 starts. He was a member of the Huskers' 2017-18 team that won 23 games, including a school record 13 conference games.

In addition to the three former Husker players in the NBA, Tyrone Lue is in his fifth season as head coach of the Los Angeles Clippers. Lue, who played at Nebraska from 1996-98, has guided the Clippers to a 184-134 record and three postseason appearances in his four seasons. Last year, he coached Los Angeles to a Pacific Division title. Before taking the Clippers job, Lue led the Cleveland Cavaliers to a 128-83 record, three NBA Finals appearances and the franchise's first NBA title in 2016.

HUSKER COACHING STAFF

- Nate Loenser is in his fourth season on the Husker staff and coordinates much of Nebraska's defense. He joined the Husker program after spending five seasons with the Chicago Bulls organization. Loenser was an assistant coach for the Bulls under both Fred Hoiberg and Jim Boylan for three seasons. He also served as the Bulls' video coordinator and head coach of the Windy City Bulls. Loenser worked with Hoiberg at Iowa State for two seasons.
- Adam Howard is in his third year on the coaching staff and works with Head Coach Fred Hoiberg on the offensive end. He was selected to participate in the 2023 and 2024 TopConnect Basketball Symposiums, an event featuring some of the nation's top assistant coaches. Prior to joining the NU staff, he spent four years at South Alabama, helping the program to 75 wins in that span after the program had seven straight losing seasons. In 2021-22, South Alabama won 21 games, the school's highest total since 2008. Howard also coached at Troy, Tennessee, Southern Miss and Morehead State after playing collegiately at Western Kentucky.
- Ernie Zeigler is in his third year at Nebraska and works with special situations on game days, including. He joined the NU staff in August of 2022 after spending six years on Ben Howland's staff at Mississippi State. The Bulldogs had four postseason appearances between 2018-22. Zeigler spent six seasons as the head coach at Central Michigan (2007-12) and previously served stints at UCLA, Pittsburgh, Kansas State, Detroit, and Bowling Green. He helped UCLA to an NCAA runner-up appearance in 2006.

HOIBERG'S HUSKER TIES

- While Fred Hoiberg grew up in Ames and played his high school (Ames High School) and college basketball (Iowa State) there, he was born in Lincoln and has numerous ties to the city and to the University of Nebraska.
- Fred's father (Eric) and mother (Karen) both earned their undergraduate degrees from Nebraska in 1966. In fact, Eric earned his undergraduate degree, Master's degree, and Ph.D. in sociology from the university.
 - His maternal grandfather was former Husker basketball coach Jerry Bush. Known as the "Big Bear of the Coliseum," Bush guided NU from 1955 to 1963, and directed two of the greatest upsets ever – a 43-41 victory over No. 4 Kansas and Wilt Chamberlain, and a 55-48 victory over No. 1 Kansas State and Olympian Bob Boozer during the 1957-58 campaign.
 - His paternal grandfather (Otto) received his Master's Degree and Ph.D from Nebraska. He joined the faculty of the University of Nebraska in 1948, where he taught sociology and served as director of the community development program in the University of Nebraska Extension Division.
 - Fred's son (Sam) is in his fourth season on the Husker basketball team after walking on. Fred and Sam are one of 20 father-son duos in Division I this season.

GARY RETURNS AS HUSKERS' GLUE GUY

- One luxury Nebraska has is the return of senior forward Juwan Gary. The 6-foot-6 senior from Columbia, S.C, has shown the ability to stuff a stat sheet, but revels in doing the little things to help NU be successful.
- Gary comes into the Illinois game averaging 12.2 points, 4.7 rebounds and 1.2 steals per game. He is second on the team in scoring, rebounds and blocks and is third in steals while guarding the opponent's top frontcourt scorer. Gary is also shooting a career-best 76.4 percent from the line after not shooting above 68 percent in any of his first four seasons.
 - Over the last 10 contests, Gary has a trio of 20-point games and is averaging 13.5 ppg and 5.1 rpg in that stretch. He has been in double figures in seven of NU's last 10 contests.
 - He has been rebounding at a high rate, averaging 6.7 rebounds per game over the last six contests, including nearly three offensive rebounds per outing.
 - Gary had a career-high 27-point game against USC on Jan. 22. He went 11-of-19 from the field and had 16 of his 27 points in the first half.
 - Gary had his second 20-point game of the season with 20 points, seven rebounds and two steals vs. Rutgers.
 - He posted his first double-double of the season at Iowa with 13 points and a season-high 13 rebounds.
 - Gary helped Nebraska to the Diamond Head Classic title, averaging 14.7 points on 50 percent shooting while helping limit NU's three opponents to just a combined 37 percent shooting.
 - He had a season-high 21 points on 8-of-10 shooting in the semifinal win at Hawai'i.
 - He keyed NU's win over No. 14 Creighton on Nov. 22 with 16 points, including a pair of 3-pointers, seven boards and a pair of steals in the 74-63 win.
 - He had a 19-point, five-assist effort against FDU on Nov. 14. His five assists were a career high while he also went 7-of-8 from the foul line.

ESSEGIAN FLOURISHES AS SIXTH MAN

- Connor Essegian has proved to be an impact transfer for the Huskers. The 6-foot-4 guard is averaging 11.5 points per game on 43 percent shooting while pacing the Huskers with 51 3-pointers.
- He leads the Big Ten in 3-pointers per game (2.6/gm) and is seventh in 3-point percentage (.408) as of Jan. 27.
 - Essegian is 17 3-pointers away from moving into 10th on Nebraska's single-season chart (68, Terran Petteway, 2014-15).
 - He is one of the leading bench scorers in the Big Ten and anchors a reserve unit that gives NU an average of 26.0 ppg off the bench. Nine of his 10 double-figure efforts in 2024-25 have come off the bench this season.
 - Essegian's numbers compare favorably to his freshman season at Wisconsin, when he was on the All-Big Ten Freshmen team and set a school freshman record with 69 3-pointers.
 - After a slow start in Big Ten play, Essegian is averaging 11.6 ppg on 44 percent shooting over the last five contests. That includes a team-high 17 points in the loss at Purdue on Jan. 12 and 15 points against USC on Jan. 22.
 - He has three 20-point performances among his 10 double-figure efforts this season. Essegian posted his most recent 20-point game against Southern on Dec. 30 with 20 points, including a career-high six 3-pointers and a season-high six rebounds.
 - He shined off the bench in Nebraska's win over South Dakota on Nov. 27, establishing career highs in points (29), assists (five) and 3-pointers (six).
 - His 29-point performance is the highest-scoring effort by a Husker reserve in the last 50+ seasons. Over the last 30 years, only two Husker reserves (Jamel White vs. Missouri, 1/28/06; Erick Strickland vs. Missouri, 1/30/93) had scored 28 points off the bench.
 - According to CBB Reference, the only other Husker in the last 20+ seasons to have at least 29 points, along with five assists and five 3-pointers in a game was Teddy Allen against Penn State in 2021.
 - Essegian followed up with a 22-point effort against North Florida on 8-of-10 shooting, as he matched his career high with six 3-pointers.
 - With six 3-pointers against both South Dakota and North Florida, Essegian joined Cary Cochran as the only Huskers in program history with consecutive games with at least six 3-pointers.
 - He was instrumental in NU's win at No. 14 Creighton on Nov. 22 with 15 points in 21 minutes off the bench and had 13 points in the win over Indiana on Dec. 13.

Comparing Essegian

Player	MPG	PPG	FG Pct	3 Pt Pct.	FT Pct.
2022-23 (Wis.)	27.4	11.7	.404	.359	.884
2024-25 (Neb.)	22.7	11.4	.424	.408	.821

WORSTER, ULIS ARE AT THE POINT

- One of the biggest changes for the Huskers is in the backcourt with the additions of Rollie Worster and Ahron Ulis to the Husker lineup. Worster, who played at both Utah State and Utah, is averaging 8.1 points and 4.1 rebounds per game while pacing NU with 2.9 assists per game.
- Worster, who has come off the bench the past two games, had seven points, four assists and three steals at No. 18 Wisconsin. Earlier in the week, he paced NU with six assists and six rebounds against USC.
- Over the last nine games heading into Thursday's game with Illinois, Worster has a 3.75-to-1 assist-to-turnover ratio, compared to 1.3-to-1 over NU's first 11 games.
 - Worster is only 18 assists away from reaching 500 for his career.
 - He has been in double figures seven times this season, most recently 10 points, seven rebounds and five assists against Rutgers on Jan. 16.
 - Worster nearly had a double-double in his Husker debut with season highs of 18 points and nine rebounds against UTRGV.

Ulis, who played three seasons at Iowa and started for the Hawkeyes' 2022-23 NCAA Tournament team, has provided a spark off the bench, averaging 2.9 points and 1.8 assists per game while posting a 2.6-to-1 assist-to-turnover ratio. Ulis made his first start at NU against USC on Jan. 22 before returning to the bench at Wisconsin on Sunday.

- He enjoyed the best game of his Husker career at Maryland on Jan. 19, when he dished out a season-high 10 assists and had four rebounds and two steals. It was the first double-figure assist game by a Husker since 2002.
- Ulis scored a season-high 10 points, along with three assists and two steals against North Florida on Dec. 1.

MEAH AND MORGAN TEAM TALL TALES

Braxton Meah and Andrew Morgan combine to give the Huskers a pair of frontcourt performers with different skill sets.

Meah has started 18 of 20 games, as the Washington transfer averages 3.2 points on 77 percent shooting and 3.6 rebounds per game. He has five games with at least five rebounds and has made his last nine field goal attempts dating back to Dec. 20. Meah had six points and matched his season high with six rebounds against Rutgers and scored a season-high 12 points and added five rebounds in the win over South Dakota on Nov. 27. He made a significant impact in the win over No. 14 Creighton on Nov. 22, as he grabbed six boards and helped Big East Preseason Player of the Year Ryan Kalkbrenner without a field goal after he entered the contest averaging 26 points per game. Last year, Meah led the Huskies in field goal percentage (.770) and blocked shots (27).

Morgan, a transfer from North Dakota State, comes off the bench and averages 8.0 points on 55 percent shooting and 4.5 rebounds per game. He is third on the team in rebounding and has a team-high 10 double-figure efforts off the bench. He made his first start of the year at No. 18 Wisconsin on Jan. 26. Morgan scored a season-high 17 points and five rebounds at Maryland on Jan. 19, going over 1,000 career points. He posted his first double-double of the season against Murray State with 12 points and a season-high 12 boards. He keyed NU's win over No. 15 UCLA with 12 points and led NU in scoring at Michigan State with 14 points. Morgan was a two-year starter at North Dakota State who earned All-Summit League honors in 2024.

Tallest Huskers (since 1951)

No.	Player	Ht.	Years
1.	Rich King	7-2	1988-91
2.	Braxton Meah	7-1	2025
	Sergej Vucetic	7-1	2013-14

A QUICK LOOK AT THE 2024-25 HUSKERS

Nebraska enters the 2024-25 season with a solid group of returners and a deep group of transfers. NU returned six players - not including Rienk Mast, who will miss all of 2024-25 following knee surgery - who saw action a season ago, including returning starters Brice Williams and Juwan Gary. In addition, junior guard Sam Hoiberg was one of three Huskers who played in all 34 games in 2023-24. Nebraska added seven Division I transfers, all of whom are in NU's rotation so far.

- Of the nine players who have been in the rotation through the first 20 games, six are in their first season of action for Nebraska. Newcomers account for more than half of NU's minutes (59%), scoring (54%), rebounds (67%) and assists (61%). Seven of NU's top 10 scorers are in their first year of competition at Nebraska.
- Nebraska's active roster features three players who have started a combined 72 games at Nebraska entering the 2024-25 season: Juwan Gary (37); Brice Williams (34) and Sam Hoiberg (1), but that tells only part of the story. The 16 active players have combined to start 380 career games at the Division I level. That list includes Rollie Worster (101); Brice Williams (61); Andrew Morgan (59); Juwan Gary (55); Braxton Meah (47); Ahron Ulis (27); Connor Essegian (19); Berke Büyüküntüncel (8) and Gavin Griffiths (3). In addition, Rienk Mast has 111 career starts, including 32 games last season at Nebraska, but will redshirt this season.

TWICE IS NICE FOR BRICE

Brice Williams has been honored twice this season, earning conference and national honors for his efforts. It marked the first time a Husker had earned the USBWA's weekly honor since it began in 2010-11.

- Williams was named one of five USBWA National Players of the Week and the Big Ten Player of the Week on Dec. 16 following his effort against Indiana. In that game, Williams had a then-high 30 points, six rebounds and five assists in NU's win over the Hoosiers. He was 10-of-15 from the field and 8-of-11 from the foul line and scored nine of his 30 points in the final 6:30 after Indiana closed to within 68-67.
- He shared the USBWA honor and was named Lute Olson National Player of the Week after helping NU win the Diamond Head Classic. Williams averaged 28.5 ppg on 61 percent shooting along with 4.5 rebounds, 3.5 assists and 2.0 steals per game in helping NU go 2-0 on the week. He matched his career high with 32 points in the semifinal win over Hawai'i and totaled 25 points, seven rebounds and four assists in the title game win over Oregon State.

HOME SWEET HOME

The Huskers have made Pinnacle Bank Arena a formidable home court in recent seasons under Fred Hoiberg. This season, NU is 8-2 at home with six wins coming by double figures.

- Nebraska saw its 20-game home winning streak snapped against Rutgers on Jan. 16.
- As of Jan. 27, Nebraska averages 14,760 fans per game, a total which is 14th nationally.
- In 2023-24, Nebraska went 18-1 at home, setting a school record for home wins in a season. The .947 mark in 2023-24 was NU's best home mark by winning percentage since 1965-66 when NU went 11-0 at home.
- NU was a perfect 10-0 at home in Big Ten play in 2023-24, marking the third time NU has posted an unblemished home conference mark since World War II (also 1965-66 and 2017-18).
- Husker fans filled up Pinnacle Bank Arena in 2023-24, averaging 14,597 fans per game to rank 15th nationally. Nebraska has ranked in the top 15 nationally in attendance in every season but one since Pinnacle Bank Arena opened in 2013-14. In all, seven of the top 25 schools in average attendance came from the Big Ten Conference.

GATE SCREENING ADDED FOR 2024-25 SEASON

Pinnacle Bank Arena will utilize new gate screening technology during the upcoming men's and women's basketball seasons. The walk-thru frictionless technology should provide a more efficient gate screening process and enhance safety for Husker fans. The arena has secured the same gate screening technology that Nebraska Athletics introduced at Memorial Stadium ahead of the 2024 football season. Nebraska Athletics is excited to partner with Pinnacle Bank Arena in the advancement of safety and security initiatives surrounding home basketball games this coming season.

The new gate scanners have no impact on Pinnacle Bank Arena's Clear Bag Policy which remains in place for all home venues the Huskers compete in. Fans are encouraged to visit pinnaclebankarena.com for detailed information on that policy.

MOBILE TICKETS, CASHLESS CONCESSIONS & DOORDASH ORDERS AT PBA

Beginning with the 2024-25 winter sports, tickets for all Husker athletic events will be mobile. All men's and women's basketball tickets will be mobile this season with the remaining sports to complete the transition to fully mobile by fall of 2025.

Pinnacle Bank Arena concessions are all cashless, and the arena accepts all credit and debit cards, Apple Pay, Google Wallet, Samsung Pay, and Downtown Lincoln Gift Cards. In addition, Pinnacle Bank Arena has partnered with DoorDash for mobile order pickup at concession stands. Download the DoorDash app and when you're at the venue, open the app to order food and drinks from the concession stands. We'll let you know when your order is ready so you can head to the pickup window and pick up your order.

HUSKER FAMILY TIES

Several members of the 2024-25 Huskers have family members who have played basketball at the college or professional levels. The list is led by Fred Hoiberg, who played in the NBA for a decade after a standout career at Iowa State.

Henry Williams scored a school-record 2,383 points at Charlotte and his number 34 jersey was retired by the school, while Larry Griffiths was a 1,000-point scorer at Hartford.

Player	Relative	College (Sport)
Sam Hoiberg	Fred (Father)	Iowa State/NBA (MBB)
	Jack (Brother)	Michigan St./UT-Arlington (MBB)
Ahron Ulis	Tyler (Brother)	Kentucky/NBA (MBB)
Brice Williams	Henry (Father)	Charlotte (MBB)
Gavin Griffiths	Larry (Father)	Hartford (MBB)
	Karen (Mother)	Hartford (WBB)
Rollie Worster	Shannon (Sister)	Montana Western (WBB)
	Father (Scott)	Weber State (MBB)



BROADCAST NOTES

2024-25 RECORD
12-8/2-7 Big Ten

LAST GAME

Sun., Jan. 26
at Wisconsin.....L, 55-83

UPCOMING GAMES

Thurs., Jan. 30
Illinois.....7:30 p.m.
Sun., Feb. 2
at Oregon.....6:30 p.m.
Wed., Feb. 5
at Washington.....9:30 p.m.

HEAD COACH

Fred Hoiberg (Iowa St., 1995)
Nebraska: 75-101/6th
Career: 190-157/11th

ASSISTANT COACHES

Adam Howard, 3rd season
Nate Loenser, 4th season
Ernie Zeigler, 3rd season

2024-25 SCHEDULE

4 UT Rio Grand Valley...W, 87-67
9 Bethune Cookman ...W, 63-58
13 FDU.....W, 86-60
17 vs. Saint Mary's.....L, 74-77
22 at Creighton.....W, 74-63
27 South Dakota.....W, 96-79

DEC

1 North Florida.....W, 103-72
7 at Michigan State *....L, 52-89
13 Indiana *.....W, 85-68

Diamond Head Classic

22 vs. Murray St.W, 66-49
23 vs. Hawai'i.....W, 69-55
25 vs. Oregon State.....W, 78-66
30 Southern.....W, 77-43

JAN

4 UCLA *.....W, 66-58
7 at Iowa *.....L, 87-97 (OT)
12 at Purdue *.....L, 68-104
16 Rutgers *.....L, 82-85
19 at Maryland *.....L, 66-69
22 USC *.....L, 73-78
26 at Wisconsin *.....L, 55-83
30 Illinois *.....7:30 p.m.

FEB

2 at Oregon *.....6:30 p.m.
5 at Washington *.....9:30 p.m.
9 Ohio State *.....1 p.m.
13 Maryland *.....7:30 p.m.
16 at Northwestern *.....2 p.m.
19 at Penn State *.....5:30 p.m.
24 Michigan *.....7 p.m.

MARCH

1 Minnesota *.....1 p.m.
4 at Ohio State *.....8 p.m.
9 Iowa *.....11:30 a.m.
12-
16 at Big Ten Tournament
*Big Ten Game; All times listed at central

CONNOR ESSEGAN (EH-SEE-JIN)



GP/GS	PPG	RPG	APG	SPG	FG%	3PT%	FT%
2024-25 20/3	11.4	2.7	1.0	0.4	.424	.408	.821
B1G 9/1	8.9	2.4	1.2	0.6	.382	.353	.769
Career 88/22	8.4	2.4	0.6	0.2	.407	.366	.868

G / 6-4 / 190 / Jr. / Fort Wayne, Ind.

Last Game: Had eight points, two rebounds and two assists at Wisconsin
◀ Has three 20-point games in 2024-25 and four games with five-or-more 3-pointers
◀ Set career highs in points (29), assists (five) and 3-pointers (six) vs. South Dakota
◀ Played for Armenian National Team in 2024, averaging 13.0 ppg and 5.5 rpg in two games

SAM HOIBERG



GP/GS	PPG	RPG	APG	SPG	FG%	3PT%	FT%
2024-25 20/3	3.5	2.1	1.7	1.4	.532	.476	.818
B1G 9/1	4.4	1.9	2.0	1.1	.684	.636	.875
Career 75/2	3.6	2.4	1.3	0.9	.459	.370	.753

G / 6-0 / 185 / Jr. / Lincoln, Neb.

Last Game: Finished with six points and three assists at Wisconsin
◀ Totaled eight points, including 2-of-2 from 3-point range, at Maryland
◀ Finished with seven points, three steals, two assists and three boards vs. No. 15 UCLA
◀ Junior guard who averaged 3.4 ppg and led NU with a 2.45-to-1 asst.-to-TO ratio in 2023-24

AHRON ULIS (YOU-LISS)



GP/GS	PPG	RPG	APG	SPG	FG%	3PT%	FT%
2024-25 16/1	2.9	1.8	1.8	0.6	.352	.200	.357
B1G 9/1	2.1	1.3	1.9	0.4	.333	.222	.200
Career 16/1	2.9	1.8	1.8	0.6	.352	.200	.357

G / 6-3 / 190 / Sr. / Chicago, Ill.

Last Game: Had three points in six minutes off the bench at Wisconsin
◀ Dished out a career-high 10 assists along with four boards and two steals at Maryland
◀ Started 27 games at guard in 2022-23, averaging 6.1 ppg, 2.1 apg as Iowa reached NCAA Tournament
◀ First-team All-Illinois by AP as a senior (20.3 ppg, 4.1 rpg and 2.8 apg) at Marian Catholic

BRICE WILLIAMS



GP/GS	PPG	RPG	APG	SPG	FG%	3PT%	FT%
2024-25 20/20	18.2	3.7	2.5	1.2	.471	.372	.913
B1G 9/9	17.4	4.0	2.6	1.2	.435	.333	.894
Career 142/81	11.4	4.1	1.5	0.7	.400	.389	.839

G / 6-7 / 214 / Sr. / Huntersville, N.C.

Last Game: Tallied 11 points, three boards and two assists at Wisconsin
◀ MVP of Diamond Head Classic (22 ppg, 3.7 rpg, 3.0 apg, 2.0 spg); 32 pts at Hawai'i
◀ B1G & National POW after 30-point, six-rebound, five-assist effort vs. Indiana
◀ Started all 34 games in 2023-24, averaging 13.4 ppg, 5.5 rpg, 2.5 apg, 1.1 spg

JUWAN GARY (JUH-WAHN)




GP/GS	PPG	RPG	APG	SPG	FG%	3PT%	FT%
2024-25 20/20	12.2	4.7	0.8	1.2	.412	.270	.764
B1G 9/9	12.7	5.8	0.3	0.8	.384	.225	.704
Career 124/75	8.3	4.5	0.6	0.9	.473	.267	.663

F / 6-6 / 226 / Sr. / Columbia, S.C.

Last Game: Grabbed nine rebounds, but was held to five points at Wisconsin
◀ Set a career high with 27 points on 11-of-19 shooting vs. USC
◀ Had his second 20-point game of '24-25 vs. Rutgers with 21 points and seven boards
◀ Collected his first double-double of the year with 13 points and 13 boards at Iowa

BRADEN FRAGER



GP/GS	PPG	RPG	APG	SPG	FG%	3PT%	FT%
2024-25 0/0	0.0	0.0	0.0	0.0	.000	.000	.000
B1G 0/0	0.0	0.0	0.0	0.0	.000	.000	.000
Career 0/0	0.0	0.0	0.0	0.0	.000	.000	.000

F / 6-7 / 220 / Fr. / Lincoln, Neb.

Last Game: Has not played in 2024-25 and will likely redshirt
◀ True freshman who graduated high school a year early to begin his college career
◀ Averaged 18.3 points, 7.0 rebounds, 1.2 assists & 1.2 steals per game at Lincoln SW in 2023-24
◀ Ranked among the top-200 players in the class of 2025 before reclassifying; Turned 18 on Nov. 10

JEFFREY GRACE III




GP/GS	PPG	RPG	APG	SPG	FG%	3PT%	FT%
2024-25 9/0	0.8	0.3	0.0	0.1	.600	.000	.500
B1G 4/0	0.5	0.0	0.0	0.3	1.000	.000	.000
Career 36/0	0.5	0.3	0.1	0.1	.545	.000	.455

G / 6-3 / 197 / Jr. / Elmhurst, Ill.

Last Game: Had a basket in limited action at Wisconsin
◀ Academic All-Big Ten pick who played in 27 games over the last two seasons after walking on
◀ Participated in No Filter Life Skills trip to Ecuador in August of 2024
◀ Averaged 11.0 ppg, 5.0 rpg and 3.0 apg as a senior at York (Ill.) High School in 2020-21

BERKE BÜYÜKTÜNCEL (BEAR-KEH BUH-YOOK-TOON-JELL)



GP/GS	PPG	RPG	APG	SPG	FG%	3PT%	FT%
2024-25 19/18	7.2	5.8	1.3	1.2	.464	.319	.679
B1G 9/8	5.4	4.2	1.0	1.1	.388	.409	.333
Career 42/26	5.6	3.9	0.8	0.6	.425	.310	.648

F / 6-10 / 224 / So. / Bursa, Türkiye

Last Game: Finished with seven points and six rebounds at Wisconsin
◀ Totaled a career-high 16 points, including 3-of-4 from 3, and six boards vs. Oregon State
◀ Finished with 12 points, nine boards and two assists vs. No. 14 Creighton
◀ Represented Türkiye at 2024 European U20 Champs.; 12.0 ppg, 7.7 rpg, 1.3 bpg and 1.3 spg

GAVIN GRIFFITHS



GP/GS	PPG	RPG	APG	SPG	FG%	3PT%	FT%
2024-25 12/0	2.3	1.8	0.8	0.3	.333	.208	.000
B1G 4/0	0.0	0.0	0.5	0.3	.000	.000	.000
Career 12/0	2.3	1.8	0.8	0.3	.333	.208	.000

G / 6-7 / 193 / So. / Simsbury, Conn.

Last Game: Tallied an assist in four minutes at Wisconsin
◀ Matched his season high with eight points on 3-of-3 shooting vs. Southern
◀ Rutgers transfer had season highs in points (eight), boards (five) and blocks (two) vs. FDU
◀ Played in all 32 games in 2023-24; averaged 5.8 ppg, 2.2 rpg; 2nd on team in 3-pointers (31)

JUSTIN BOLIS



GP/GS	PPG	RPG	APG	SPG	FG%	3PT%	FT%
2024-25 0/0	0.0	0.0	0.0	0.0	.000	.000	.000
B1G 0/0	0.0	0.0	0.0	0.0	.000	.000	.000
Career 0/0	0.0	0.0	0.0	0.0	.000	.000	.000

F / 6-8 / 225 / So. / Lincoln, Neb.

Last Game: Has not played in 2024-25 and will likely redshirt
◀ Walk-on who played at Southeast (Neb.) CC last year, averaging 15.8 ppg and 8.7 rpg
◀ Totaled 11 double-doubles in 2023-24, including 21 points & 15 rebounds vs. North Iowa Area CC
◀ Played at Lincoln High for Coach Dan Noble and was named to Heartland Athletic Conf. team

ANDREW MORGAN



GP/GS	PPG	RPG	APG	SPG	FG%	3PT%	FT%
2024-25 20/1	8	4.5	0.7	0.4	.551	.0250	0.603
B1G 9/1	9.0	4.0	0.7	0.6	.569	.143	.519
Career 20/1	8	4.5	0.7	0.4	.551	.0250	0.603

F / 6-10 / 242 / Sr. / Waseca, Minn.

Last Game: Made his first start and had five points and five boards at Wisconsin
◀ Totaled a season-high 17 points and five boards at Maryland, going over 1,000 points
◀ Collected first double-double (5th of career) with 12 points & 12 boards vs. Murray State
◀ Second-team All-Summit League in 2023-24, averaging 12.9 ppg on 56 percent shooting

ROLLIE WORSTER (RAW-LEE WOOSTER)



GP/GS	PPG	RPG	APG	SPG	FG%	3PT%	FT%
2024-25 20/18	8.1	4.1	2.9	1.0	.444	.241	.700
B1G 9/7	7.6	3.3	2.8	1.1	.442	.200	.690
Career 123/119	8.5	4.5	3.9	1.0	.414	.287	.760

G / 6-5 / 220 / Sr. / Missoula, Mont.

Last Game: Totaled seven points, four assists and three boards at Wisconsin
◀ Had 10 points and team highs in rebounds (seven) and assists (five) vs. Rutgers
◀ Totaled 14 points on 6-of-9 shooting and four boards at Iowa
◀ Averaged 9.9 ppg, 5.5 apg and 4.9 rpg in 2023-24, led Pac-12 in asst.-to-TO before injury in Jan.

NICK JANOWSKI



GP/GS	PPG	RPG	APG	SPG	FG%	3PT%	FT%
2024-25 0/0	0.0	0.0	0.0	0.0	.000	.000	.000
B1G 0/0	0.0	0.0	0.0	0.0	.000	.000	.000
Career 0/0	0.0	0.0	0.0	0.0	.000	.000	.000

G / 6-4 / 208 / Fr. / Pewaukee, Wis.

Last Game: Has not played in 2024-25 and will likely redshirt
◀ Totaled 2,297 career points en route to winning three state titles at Pewaukee High School
◀ Averaged 30.8 ppg, 8.2 rpg, and 4.4 apg as a senior in earning first-team all-state honors
◀ Top-150 recruit whose teams went a combined 106-14 during his four-year career

CALE JACOBSEN




GP/GS	PPG	RPG	APG	SPG	FG%	3PT%	FT%
2024-25 14/0	0.6	0.7	0.6	0.3	.300	.143	.667
B1G 6/0	0.7	0.3	0.0	0.0	.333	.333	.500
Career 34/0	0.7	0.4	0.4	0.1	.400	.200	.556

G / 6-4 / 200 / So. / Ashland, Neb.

Last Game: Played the final 3:30 at Wisconsin and went 1-of-2 from the line
◀ Career highs in minutes (16), assists (three), steals (two) and blocks (two) vs. UNF
◀ Played in 20 games as a redshirt freshman in 2023-24, primarily in situational roles
◀ Averaged 17.9 ppg, 6.1 apg, 5.8 rpg as a senior in leading Ashland-Greenwood to a state title

BRAXTON MEAH (MEE-UH)



GP/GS	PPG	RPG	APG	SPG	FG%	3PT%	FT%
2024-25 18/18	3.2	3.6	0.9	0.3	.771	.000	.273
B1G 8/8	2.5	2.9	0.9	0.3	.909	.000	.000
Career 136/65	4.7	4.3	0.4	0.3	.730	.000	.541

C / 7-1 / 265 / Sr. / Layton, Utah

Last Game: Did not play at Wisconsin
◀ Matched his season high with six boards and had six points vs. Rutgers
◀ Finished with 12 points on 6-of-6 shooting and five boards vs. South Dakota
◀ Had six boards and helped limit Creighton's Ryan Kalkbrenner without a field goal

HENRY BURT



GP/GS	PPG	RPG	APG	SPG	FG%	3PT%	FT%
2024-25 4/0	0.5	0.0	0.0	0.0	.250	.000	.000
B1G 0/0	0.0	0.0	0.0	0.0	.000	.000	.000
Career 11/0	0.4	0.3	0.0	0.0	.333	.000	.000

F / 6-7 / 222 / So. / Omaha, Neb.

Last Game: Did not play at Wisconsin
◀ Had his first basket of the season against FDU
◀ Walk-on who is in his third season at Nebraska, Played in seven games in 2022-23
◀ Averaged 12.6 ppg & 6.1 rpg as a senior at Elkhorn South

RIENK MAST (RINK)



GP/GS	PPG	RPG	APG	SPG	FG%	3PT%	FT%
2024-25 0/0	0.0	0.0	0.0	0.0	.000	.000	.000
B1G 0/0	0.0	0.0	0.0	0.0	.000	.000	.000
Career 120/111	11.6	7.5	1.2	0.5	.476	.334	.749

F / 6-10 / 260 / Sr. / Groningen, Netherlands

Last Game: Will miss the 2024-25 season
◀ All Big-Ten forward (12.3 ppg, 7.5 rpg, 3.0 apg) who will redshirt after knee surgery
◀ Had team-high six double-doubles (most by Husker since 2008); 20 double-figure games
◀ Career high 34 points (13-of-17; 6-8 from 3), 10 boards and four assists vs. Ohio St. (1/23/24)

CAREER HIGHS	Pts. 29, vs. USD (11/27/24)
	Reb. 11, at Indiana 1/14/23)
	Asst. 5, vs. USD (11/27/24)
	Stls. 2, Five Times
	Bl. 1 at Minn. (3/5/23)

CAREER HIGHS	Pts. 15, Two times
	Reb. 7, vs. SCSU (12/29/23)
	Asst. 5, Southern (12/30/24)
	Stls. 4, Two times
	Bl. 1, Five times

CAREER HIGHS	Pts. 17, at Mich. St. (1/26/23)
	Reb. 7, Iowa St. (12/8/22)
	Asst 10, at MD (1/19/25)
	Stls. 3, Illinois (12/6/21)
	Bl. 1, Five Times

CAREER HIGHS	Pts. 32, Two times
	Reb. 13, vs. Rice (2/25/23)
	Asst. 9, Purdue (1/9/24)
	Stls. 4, vs. Indiana (1/3/24)
	Bl. 3, Four times

CAREER HIGHS	Pts. 27, USC (1/22/25)
	Reb. 18, at K-State (12/17/23)
	Asst. 5, vs. FDU (11/13/24)
	Stls. 5, B-CU (11/9/24)
	Bl. 3, Two times

CAREER HIGHS	Pts.	N/A
	Reb.	N/A
	Asst.	N/A
	Stls.	N/A
	Bl	N/A

CAREER HIGHS	
Pts.	3, vs. FDU (11/13/24)
Reb.	1, Eight Times
Asst.	1, Three Times
Stls.	1, Two Times
Bl	N/A

NEBRASKA HEAD COACH FRED HOIBERG

NEBRASKA (2019-PRESENT)

- Hired as Nebraska's 28th men's basketball coach on March 30, 2019, a position his grandfather (Jerry Bush) held for nine seasons from 1954 to 1963.
- Guided Nebraska to the 2024 Diamond Head Classic title, the Huskers' first MTE title since 2000
- Named Jim Phalen National Coach of the Year and shared Big Ten Coach-of-the-Year honors (coaches and media) in 2024.
- Coached Nebraska to a third-place finish in the Big Ten in 2023-24, the highest conference finish by NU since 1992-93.
- Guided Nebraska to its first NCAA Tournament appearance since 2014.
- Led Nebraska to its fourth win over a No. 1 team in school history and first time since 1982 (1/9/24 vs. No. 1 Purdue).
- Is the only coach in school history with two road wins against top-10 teams (2021-22 at No. 10 Wisconsin; 2022-23 at No. 7 Creighton).
- Guided Nebraska to three consecutive road wins over ranked opponents (No. 23 Ohio State and No. 10 Wisconsin in 2021-22 and No. 7 Creighton in 2022-23) for the first time in school history.
- Had NBA Draft Picks in both 2021 (Dalano Banton) and 2022 (Bryce McGowens) and has produced 12 players who have reached the NBA.

CHICAGO BULLS (2015-18)

- Coached the Chicago Bulls for three-plus seasons, posting a 115-155 record.
- Became just the fifth coach in franchise history to post a winning record in his debut season.
- Took the Bulls to the 2017 NBA Playoffs where they won the first two games against the top-seeded Boston Celtics, as the Bulls were the first No. 8 seed to take a 2-0 lead against a No. 1 seed since 1993.
- Was the fifth coach in NBA history to have each of his first two career playoff victories come on the road.

IOWA STATE (2010-15)

- Served as head coach at his alma mater for five seasons, posting a 115-56 record, which is the top winning percentage in school history (.673).
- Led the Cyclones to four straight NCAA Tournament appearances - a program record - while his 115 wins were the most in a five-year stretch in school history.
- Guided Iowa State to back-to-back Big 12 Tournament titles in 2014 and 2015.
- Produced four All-Americans, 12 All-Big 12 honorees and 10 players who played in the NBA.
- Named Big 12 Coach of the Year in 2012, as the Cyclones went from three conference wins to 12 in one season.
- Won 28 games and reached the NCAA Sweet 16 in 2014.
- Led the Big 12 in scoring offense in two of his last four seasons and topped the conference in 3-pointers four times in five years.

MINNESOTA TIMBERWOLVES (2005-10)

- Served as Vice President of Basketball Operations in 2009-10, overseeing the day-to-day operations of basketball programs including college and pro scouting, salary cap management and NBA Draft preparations.
- Was the Assistant General Manager for three seasons, helping the Timberwolves orchestrate a draft-day trade for five-time all-star Kevin Love in 2008.

AS AN NBA PLAYER (1995-2005)

- Spent 10 years in the NBA with the Indiana Pacers (four seasons), Chicago Bulls (four seasons) and Minnesota Timberwolves (two seasons) after being selected in the second round of the 1995 NBA Draft.
- Was a member of three NBA Playoff Teams, including a Timberwolves team that reached the 2004 Western Conference Finals.
- Shot 40 percent from 3-point range during his career and led the NBA in 3-point shooting in his final season (48.3, 2004-05).
- Ended his NBA career abruptly at the age of 33 after undergoing open-heart surgery to repair an aneurysm in his aortic root.

AS A PLAYER AT IOWA STATE (1991-95)

- Started all four seasons at Iowa State, averaging 15.8 points, 6.9 rebounds, 2.8 assists and 1.6 steals per game in his collegiate career.
- His No. 32 was retired by Iowa State in 1997 and he is a member of the Iowa State Hall of Fame.
- Garnered third-team All-America honors as a senior in 1994-95, averaging 19.9 points per game to help the Cyclones win a then-school-record 23 games and was named Big Eight Co-Male Athlete of the Year in 1995.
- Two-time Academic All-American who was inducted into the CSC Academic Hall of Fame in 2016.



FRED HOIBERG'S COLLEGIATE COACHING RECORD

Year	School	Overall Record	Pct.	Conf. Record	Pct	Conf. Finish	Postseason
2010-11	Iowa State	16-16	.500	3-13	.188	12th	None
2011-12	Iowa State	23-11	.676	12-6	.677	T-3rd	NCAA Third Round
2012-13	Iowa State	23-12	.657	11-7	.611	T-4th	NCAA Third Round
2013-14	Iowa State	28-8	.778	11-7	.611	T-3rd	NCAA Sweet 16
2014-15	Iowa State	25-9	.735	12-6	.677	T-2nd	NCAA Second Round
2019-20	Nebraska	7-25	.219	2-18	.100	14th	None
2020-21	Nebraska	7-20	.259	3-16	.158	14th	None
2021-22	Nebraska	10-22	.313	4-16	.200	T-13th	None
2022-23	Nebraska	16-16	.500	9-11	.450	T-11th	None
2023-24	Nebraska	23-11	.676	12-8	.600	T-3rd	NCAA First Round
2024-25	Nebraska	12-8	.600	2-7	.222	-	-
Totals	11th Season	190-158	.546	81-115	.413		

2024-25 RADIO/TV ROSTER



0 | CONNOR
ESSEGIAN

Jr. | G | 6-4 | 190



1 | SAM
HOIBERG

Jr. | G | 6-0 | 185



2 | AHRON
ULIS

Sr. | G | 6-3 | 190



3 | BRICE
WILLIAMS

Sr. | G | 6-7 | 214



4 | JUWAN
GARY

Sr. | F | 6-6 | 226



5 | BRADEN
FRAGER

Fr. | F | 6-7 | 220



8 | JEFFREY
GRACE III

Jr. | G | 6-3 | 200



9 | BERKE
BÜYÜKTUNCEL

So. | F | 6-10 | 244



12 | GAVIN
GRIFFITHS

So. | G | 6-7 | 193




20 | JUSTIN
BOLIS

So. | F | 6-8 | 225



23 | ANDREW
MORGAN

Sr. | F | 6-10 | 242




24 | ROLLIE
WORSTER

Sr. | G | 6-5 | 210



25 | NICK
JANOWSKI

Fr. | G | 6-4 | 208



31 | CALE
JACOBSEN

So. | G | 6-4 | 195



34 | BRAXTON
MEAH

Sr. | C | 7-1 | 265



35 | HENRY
BURT

So. | F | 6-7 | 222



51 | RIENK
MAST

Sr. | F | 6-10 | 260



FRED HOIBERG

Head Coach



ADAM HOWARD

Assistant Coach



NATE LOENSER

Assistant Coach



ERNIE ZEIGLER

Assistant Coach



KURT JOSEPH

Director of Men's
Basketball Strength &
Conditioning



LUCA VIRGILIO

Director of Basketball
Strategies & Business
Operations



EMMANUEL
TOMMY

Director of Player
Development



MICHAEL BANIA

Video
Coordinator



PADYN BORDERS

Recruiting
Coordinator



SHERYL BURBACH

Assistant Director of
Basketball Operations



ANDREW MCCABE

Athletic Trainer



PAT NORRIS

Equipment Manager



JAKE BLATTNER

Performance
Nutrition Coordinator




MATT THOME

NAPL Director



NIHILO IBARRA

Graduate Manager



JUSTIN MOORE

Graduate Manager



JOSIAH ALLICK

Graduate Manager



2024-25 Roster Page

THE LAST TIME...

Nebraska Team

Ranked in the top 5 (AP Poll) Never Happened
 Ranked in the top 10 (AP Poll) March 1, 1966
 Ranked in the top 20 (AP Poll) Jan. 2, 1995
 Ranked in the top 25 (AP Poll) Dec. 31, 2018 (No. 24)
 Ranked in the top 25 (USA Today Coaches Poll) Dec. 31, 2018 (No. 23)

Played AP Poll No. 1 ranked team def. No. 1 Purdue (88-72), 1/9/2024
 Defeated AP Poll No. 1 ranked team def. No. 1 Purdue (88-72), 1/9/2024
 Played AP Poll No. 2 ranked team lost at No. 2 Michigan (47-62), 1/9/13
 Defeated AP Poll No. 2 ranked team vs. No. 2 Oklahoma State (85-69), 2/5/1992
 Played Team Ranked 1-5 by AP def. No. 1 Purdue (88-72), 1/9/2024
 Defeated Team Ranked 1-5 by AP def. No. 1 Purdue (88-72), 1/9/2024
 Played Team Ranked 6-10 by AP won vs. No. 6 Wisconsin (80-72, OT), 2/1/2023
 Defeated Team Ranked 6-10 by AP vs. No. 6 Wisconsin (80-72, OT), 2/1/2023
 Defeated Team Ranked 11-25 by AP No. 14 UCLA (66-58), 1/4/2025
 Defeated Team Ranked 1-10 by AP on Road at No. 7 Creighton (63-53), 12/4/2022
 Defeated Ranked Team by AP on Road at No. 14 Creighton (74-63), 11/22/2024

Scored 100 or more points 103; North Florida, 12/1/2024
 Scored 90 or more points 103; North Florida, 12/1/2024
 Scored 80 or more points 82; Rutgers, 1/16/2025
 Scored less than 50 points 48; Wisconsin, 2/10/2021
 Scored less than 40 points 38; at Oregon, 12/15/2012
 Shot 75% from the field 750; vs. Nebraska-Omaha (42-56), 1/25/1988 \$
 Shot 70% from the field 723; vs. UNC Wilmington (34-47), 12/5/1997
 Shot 60% from the field 612; Indiana (30-49), 12/13/2024

Made 50 or more free throws Never Happened
 Made 40 or more free throws 43; vs. Texas (43-59), 1/3/1996 - \$
 Made 30 or more free throws 37; vs. UTSA (37-50), 12/20/2017
 Made 25 or more free throws 25; UCLA (25-29), 1/4/2025
 Attempted 60 or more free throws 60; vs. Kansas State (36-60), 1/11/1954 - \$
 Attempted 50 or more free throws 50; vs. UTSA (37-50), 12/20/2017
 Attempted 40 or more free throws 50; vs. UTSA (37-50), 12/20/2017
 Attempted 30 or more free throws 30; at Creighton (22-30), 11/22/2024
 Shot 100% from the foul line (min 10 att.) 1.000; at Illinois (14-14), 2/4/2024
 Shot 95% from the foul line (min 10 att.) 1.000; at Illinois (14-14), 2/4/2024
 Shot 90% from the foul line (min 10 att.) 909; at Purdue (10-11), 1/12/2025
 Shot 90% from the foul line (min 20 att.) 917; vs. Texas A&M (NCAA) (22-24), 3/22/2024

Made 20 or more 3-pointers Never Happened
 Made 15 or more 3-pointers 15; Kennesaw State (15-29), 12/22/2021
 Made 10 or more 3-pointers 10; at Wisconsin (10-30), 1/26/2025
 Made 0 3-pointers 0; vs. Jacksonville State (0-5), 12/18/2012
 Held Opponent to 0 3-pointers 0; Southeastern Louisiana, 11/22/2015
 Attempted 40 or more 3-pointers 41; vs. Nevada (9-41), 11/26/2020 \$
 Attempted 30 or more 3-pointers 30; at Wisconsin (10-30), 1/26/2025
 Attempted 20 or more 3-pointers 30; at Wisconsin (10-30), 1/26/2025
 Shot 75% from 3-point range (min. 10 att.) 750; vs. UT-Pan American (9-12), 12/2/2009 - \$
 Shot 60% from 3-point range (min. 20 att.) 609; Purdue (14-23), 1/9/24
 Shot 60% from 3-point range (min. 10 att.) 609; Purdue (14-23), 1/9/24
 Shot 50% from 3-point range (min. 20 att.) 538; Ohio State (14-26), 1/23/2024
 Shot 50% from 3-point range (min. 10 att.) 571; Indiana (8-14), 12/13/2024

Had 60 or more rebounds 60; vs. Oral Roberts, 12/22/1999
 Had 50 or more rebounds 50; South Carolina State, 12/29/2023

Had 30 or more assists 35; Northeastern Illinois, 12/21/1994
 Had 25 or more assists 25; Doane, 12/17/2020
 Had 20 or more assists 22; Southern, 12/30/2024
 Had 15 or more assists 15; at Maryland, 1/19/2025

Had 20 or more steals 23; vs. Texas Tech, 3/4/1999 - \$
 Had 15 or more steals 15; Indiana, 1/3/2024
 Had 10 or more steals 11; at Iowa, 1/7/2025

Had 15 or more blocked shots 15; vs. Coppin State, Dec. 6, 1996 - \$
 Had 10 or more blocked shots 14; at Northwestern, 1/2/2018

Had 30 or more turnovers 31; at Creighton, 12/11/2005
 Had 20 or more turnovers 20; South Carolina State, 12/29/2023
 Had 5 or less turnovers 2; vs. Duquesne, 11/22/2023 - #

Nebraska Player...

Had 20 or more points: 27; Juwan Gary vs. USC, 1/22/2025
 Had 25 or more points: 27; Juwan Gary vs. USC, 1/22/2025
 Had 30 or more points: 32; Brice Williams at Hawai'i, 12/23/2024
 Had 40 or more points: 41; Teddy Allen vs. Penn State, 2/23/2021
 Had 20 or more points in a half: 21; Brice Williams (2nd) at Hawai'i, 12/23/2024

Had No Player in Double Figures: vs. Ohio State, 1/21/2012
 Had Five Players with 10 or more points vs. Rutgers, 1/16/2025
 Williams (21); Gary (20); Essegian (12); Morgan (11); Worster (10)
 Had Six Players with 10 or more points North Dakota, 12/20/2023
 Wilcher (16); Lawrence (14); Tominaga (14); Williams (12); Gary (12); Allick (10)
 Two Huskers with 20 or more points, same game: vs. Rutgers, 1/16/25
 Brice Williams (21); Juwan Gary (20)
 Two Huskers with 25 or more points, same game: vs. Western Illinois, 11/9/21
 Alonzo Verge Jr. (26); Bryce McGowens (25)
 Three Huskers with 20 or more points, same game: Iowa, 3/10/2019
 James Palmer Jr. (30); Glynn Watson Jr. (23); Isaiah Roby (23)
 Two Huskers with 30 or more points, same game: vs. Oregon, 11/25/1995
 Tyrone Lue (30) & Jaron Boone (30) - only time in school history

Had 10 or more rebounds: 13; Juwan Gary at Iowa, 1/7/25
 Had 15 or more rebounds: 18; Juwan Gary at Kansas State, 12/17/2023
 Had 20 or more rebounds: 21; Kimani Ffriend vs. Oral Roberts, 12/22/1999
 Had 25 or more rebounds: 26; Bill Johnson vs. Iowa State, 1/4/1954 - \$
 Two Huskers with 10 or more rebounds, same game: at Kansas State, 12/17/2023
 (Juwan Gary-18; Rienk Mast-12)
 Three Huskers with 10 or more rebounds, same game: vs. Texas Tech, 1/19/2000
 (Steffon Bradford 16; Kimani Ffriend 12; Louis Truscott 11)

Had 5 or more 3-pointers: 5; Connor Essegian Southern (6-12), 12/30/2024
 Had 6 or more 3-pointers: 6; Connor Essegian Southern (6-12), 12/30/2024
 Had 7 or more 3-pointers: 7; Kobe Webster at Northwestern (7-12), 3/7/2021
 Had 8 or more 3-pointers: 8; Cary Cochran, vs. Baylor (8-13), 2/27/2002 - \$

Had 5 or more assists: 6; Rollie Worster vs. USC, 1/22/25
 Had 10 or more assists: 10; Ahron Ullis at Maryland, 1/19/2025
 Had 15 or more assists: 15; Charles Richardson vs. Rutgers, 12/2/2006
 Had 18 or more assists: 18; Brian Carr, at Evansville, 1/3/1985 - \$

Had 5 or more blocked shots: 5; Isaiah Roby vs. Northwestern, 2/16/2019
 Had 6 or more blocked shots: 6; Isaiah Roby vs. Eastern Illinois, 11/11/2017
 Had 7 or more blocked shots: 7; John Turek vs. Colorado, 3/2/2005
 Had 9 or more blocked shots: 9; Mikki Moore vs. Coppin State, 12/6/1996 - \$
 Had 10 or more blocked shots: Never Happened

Had 5 or more steals: 5; Juwan Gary vs. Bethune-Cookman, 11/19/2024
 Had 6 or more steals: 6; Glynn Watson Jr. vs. Long Beach State, 11/26/2017
 Had 7 or more steals: 7; Brandon Richardson at Ohio State, 1/3/2012
 Had 8 or more steals: 8; Cookie Belcher vs. Oklahoma St., 2/7/2001 - \$
 Had 10 or more steals: Never Happened

Had Triple-Double (Points/Rebounds/Assists): Dalano Banton vs. Doane, 12/17/2020, 13/11/10
 Had Double-Double (Points/Rebounds): Juwan Gary (13 pts/13 reb) at Iowa, 1/7/25
 Had Double-Double (Points/Assists): Alonzo Verge Jr. at NC State (25/11), 12/1/2021
 Had Double-Double (Points/Steals): Never Happened
 Had Double-Double (Points/Blocks): Never Happened
 Had Two Players with Double-Doubles: Josiah Allick (10 pts./12 reb.) and Juwan Gary (15 pts./11 reb.) vs. Rutgers, 3/3/2024

\$ - School Record - # - Tied School record
 As of 1/27/2025

2024-25 GAME BY GAME															
Team	FG-FGA	Pct.	3FG-3FGA	Pct.	FT-FTA	Pct.	O-D	Reb.	PF	A	TO	B	S	Pts.	W/L
UTRGV at Nebraska	24-62	.387	13-41	.317	6-9	.667	9-23	32	27	11	20	0	4	67	
	28-57	.491	6-19	.316	25-35	.714	11-31	42	15	11	13	2	9	87	W
Bethune-Cookman at Nebraska	22-62	.355	9-26	.346	5-7	.714	12-27	39	23	11	22	5	5	58	
	19-55	.345	4-22	.182	21-26	.808	13-28	41	14	11	18	4	11	63	W
FDU at Nebraska	23-57	.404	7-23	.304	7-11	.636	7-24	31	21	12	17	3	6	60	
	28-65	.431	7-28	.250	23-28	.821	14-29	43	15	20	8	6	10	86	W
Saint Mary's vs. Nebraska	21-61	.426	11-23	.478	14-25	.560	17-14	31	21	14	9	3	12	77	
	22-49	.449	5-17	.294	25-29	.862	13-21	34	19	8	15	6	6	74	L
at No. 14 Creighton Nebraska	17-52	.327	12-42	.286	17-23	.739	8-29	37	19	12	17	3	4	63	
	24-57	.421	4-16	.250	22-30	.733	7-30	37	22	18	7	1	10	74	W
South Dakota at Nebraska	26-60	.433	8-28	.286	19-27	.704	9-24	33	16	12	12	3	6	79	
	33-68	.485	13-33	.394	17-21	.810	14-29	43	16	24	12	2	10	96	W
North Florida at Nebraska	25-65	.385	14-43	.326	8-12	.667	10-27	37	19	13	16	1	2	72	
	40-69	.580	11-24	.458	12-18	.667	6-32	38	12	22	6	4	12	103	W
at Michigan State Nebraska	29-56	.518	9-23	.391	22-23	.957	12-36	48	17	20	17	5	4	89	
	18-54	.333	4-22	.182	12-18	.667	4-15	19	20	8	11	0	8	52	L
Indiana at Nebraska	23-65	.354	8-35	.229	14-20	.600	15-20	35	20	10	9	3	7	68	
	30-49	.612	8-14	.571	17-26	.654	6-29	35	16	16	14	1	5	85	W
vs. Murray State Nebraska	17-55	.309	7-27	.259	8-15	.533	7-19	26	12	7	10	3	5	49	
	26-53	.491	6-17	.353	8-9	.889	6-34	40	12	6	15	4	6	66	W
at Hawai'i Nebraska	20-47	.426	5-20	.250	10-15	.667	9-18	27	15	5	16	1	4	55	
	26-55	.473	7-17	.412	10-11	.909	9-19	28	13	10	12	4	8	69	W
vs. Oregon State Nebraska	21-53	.396	9-24	.375	15-16	.938	8-18	26	18	9	12	1	5	66	
	25-47	.532	8-20	.400	20-24	.833	7-24	31	15	13	12	0	5	78	W
Southern at Nebraska	13-67	.254	3-24	.125	6-16	.375	17-22	39	17	10	8	4	9	43	
	26-53	.491	13-30	.433	12-18	.667	8-40	48	17	22	14	5	3	77	W
No. 15 UCLA at Nebraska	22-57	.386	4-28	.143	10-13	.769	6-28	34	24	13	15	2	5	58	
	17-52	.327	7-25	.280	25-29	.862	9-30	39	16	11	13	1	10	66	W
at Iowa Nebraska	29-61	.475	17-35	.486	22-25	.880	6-30	36	17	23	13	6	7	97	
	33-71	.465	9-23	.391	12-22	.545	14-27	41	21	14	14	4	11	87	L (OT)
at No. 20 Purdue Nebraska	41-65	.631	19-33	.576	3-6	.500	9-24	33	10	32	10	2	11	104	
	26-54	.481	6-27	.222	10-11	.909	4-16	20	10	15	17	2	9	68	L
Rutgers at Nebraska	33-67	.492	12-29	.414	7-14	.500	17-23	40	20	16	8	6	4	85	
	28-62	.452	9-22	.409	17-27	.630	19-23	42	15	17	7	2	5	82	L
at Maryland Nebraska	26-58	.448	10-25	.400	7-12	.583	8-24	32	13	15	12	8	8	69	
	27-58	.466	6-16	.375	6-11	.545	9-27	36	14	15	13	2	8	66	L
USC at Nebraska	27-61	.443	6-21	.286	18-22	.818	12-24	36	16	12	9	1	8	78	
	27-55	.491	5-24	.208	14-17	.824	6-25	31	18	12	11	4	6	73	L
No. 18 Wisconsin Nebraska	30-63	.476	17-37	.459	6-8	.750	5-38	43	11	18	8	3	5	83	
	21-62	.330	10-30	.330	3-8	.375	7-28	35	11	13	12	4	4	55	L

GAME BY GAME STARTERS

Opponent	Date	Result	Guard	Guard	Guard/Forward	Forward	Forward
UTRGV	11/4	W, 87-67	Worster	Williams	Gary	Büyüktuncel	Meah
Bethune-Cookman	11/9	W, 63-58	Worster	Williams	Gary	Büyüktuncel	Meah
FDU	11/13	W, 86-60	Worster	Williams	Essegian	Gary	Büyüktuncel
vs. Saint Mary's	11/17	L, 74-77	Worster	Williams	Gary	Büyüktuncel	Meah
at No. 14 Creighton	11/22	W, 74-63	Worster	Williams	Gary	Büyüktuncel	Meah
South Dakota	11/27	W, 96-79	Worster	Williams	Gary	Büyüktuncel	Meah
North Florida	12/1	W, 103-72	Worster	Williams	Essegian	Gary	Meah
at Michigan State	12/7	L, 52-89	Worster	Williams	Essegian	Gary	Meah
Indiana	12/13	W, 85-68	Worster	Williams	Gary	Büyüktuncel	Meah
vs. Murray State	12/22	W, 66-49	Worster	Williams	Gary	Büyüktuncel	Meah
at Hawai'i	12/23	W, 69-55	Worster	Williams	Gary	Büyüktuncel	Meah
vs. Oregon State	12/25	W, 78-66	Worster	Williams	Gary	Büyüktuncel	Meah
Southern	12/30	W, 77-43	Worster	Williams	Gary	Büyüktuncel	Meah
No. 14 UCLA	1/4	W, 66-58	Worster	Williams	Gary	Büyüktuncel	Meah
at Iowa	1/7	L, 87-97 (OT)	Worster	Williams	Gary	Büyüktuncel	Meah
at No. 20 Purdue	1/12	L, 68-104	Worster	Williams	Gary	Büyüktuncel	Meah
Rutgers	1/16	L, 82-85	Worster	Williams	Gary	Büyüktuncel	Meah
at Maryland	1/19	L, 66-69	Worster	Williams	Gary	Büyüktuncel	Meah
USC	1/22	L, 73-78	Ulis	Williams	Gary	Büyüktuncel	Meah
at No. 18 Wiscona	1/26	L, 55-83	Williams	Hoiberg	Gary	Büyüktuncel	Morgan

2024-25 SUPERLATIVES

NEBRASKA TEAM GAME HIGHS

POINTS	103	NORTH FLORIDA (12/01/24)
	96	SOUTH DAKOTA (11/27/24)
FIELD GOALS MADE	40	NORTH FLORIDA (12/01/24)
	33	at Iowa (01/07/25)
	33	SOUTH DAKOTA (11/27/24)
FIELD GOAL ATTEMPTS	71	at Iowa (01/07/25)
	69	NORTH FLORIDA (12/01/24)
FIELD GOAL PERCENTAGE	.612 (30-49)	INDIANA (12/13/24)
	.580 (40-69)	NORTH FLORIDA (12/01/24)
3 PT FIELD GOALS MADE	13	SOUTHERN U. (12/30/24)
	13	SOUTH DAKOTA (11/27/24)
3 PT FG ATTEMPTS	33	SOUTH DAKOTA (11/27/24)
	30	at Wisconsin (01/26/25)
	30	SOUTHERN U. (12/30/24)
3 PT FG PERCENTAGE	.571 (8-14)	INDIANA (12/13/24)
	.458 (11-24)	NORTH FLORIDA (12/01/24)
FREE THROWS MADE	25	UCLA (01/04/25)
	25	vs Saint Mary's (CA) (11/17/24)
	25	UTRGV (11/04/24)
FREE THROW ATTEMPTS	35	UTRGV (11/04/24)
	30	at Creighton (11/22/24)
FREE THROW PERCENTAGE	.909 (10-11)	at Purdue (01/12/25)
	.909 (10-11)	at Hawaii (12/23/24)
REBOUNDS	48	SOUTHERN U. (12/30/24)
	43	SOUTH DAKOTA (11/27/24)
	43	FDU (11/13/24)
ASSISTS	24	SOUTH DAKOTA (11/27/24)
	22	SOUTHERN U. (12/30/24)
	22	NORTH FLORIDA (12/01/24)
STEALS	12	NORTH FLORIDA (12/01/24)
	11	at Iowa (01/07/25)
	11	BETHUNE-COOKMAN (11/09/24)
BLOCKED SHOTS	6	vs Saint Mary's (CA) (11/17/24)
	6	FDU (11/13/24)
TURNOVERS	18	BETHUNE-COOKMAN (11/09/24)
	17	at Purdue (01/12/25)
FOULS	22	at Creighton (11/22/24)
	21	at Iowa (01/07/25)

NEBRASKA TEAM GAME LOWS

POINTS	52	at Michigan St. (12/07/24)
	55	at Wisconsin (01/26/25)
	63	BETHUNE-COOKMAN (11/09/24)
FIELD GOALS MADE	17	UCLA (01/04/25)
	18	at Michigan St. (12/07/24)
FIELD GOAL ATTEMPTS	47	vs Oregon St. (12/25/24)
	49	vs Saint Mary's (CA) (11/17/24)
	49	INDIANA (12/13/24)
FIELD GOAL PERCENTAGE	.327 (17-52)	UCLA (01/04/25)
	.333 (18-54)	at Michigan St. (12/07/24)
3 PT FIELD GOALS MADE	4	Three Times
3 PT FG ATTEMPTS	14	INDIANA (12/13/24)
	16	at Creighton (11/22/24)
	16	at Maryland (01/19/25)
3 PT FG PERCENTAGE	.182 (4-22)	BETHUNE-COOKMAN (11/09/24)
	.182 (4-22)	at Michigan St. (12/07/24)
FREE THROWS MADE	3	at Wisconsin (01/26/25)
	6	at Maryland (01/19/25)
FREE THROW ATTEMPTS	8	at Wisconsin (01/26/25)
	9	vs Murray St. (12/22/24)
FREE THROW PERCENTAGE	.375 (3-8)	at Wisconsin (01/26/25)
	.545 (6-11)	at Maryland (01/19/25)
	.545 (12-22)	at Iowa (01/07/25)
REBOUNDS	19	at Michigan St. (12/07/24)
	20	at Purdue (01/12/25)
ASSISTS	6	vs Murray St. (12/22/24)
	8	vs Saint Mary's (CA) (11/17/24)
	8	at Creighton (11/22/24)
	8	at Michigan St. (12/07/24)
STEALS	3	SOUTHERN U. (12/30/24)
	4	at Wisconsin (01/26/25)
BLOCKED SHOTS	0	at Michigan St. (12/07/24)
	0	vs Oregon St. (12/25/24)
TURNOVERS	6	NORTH FLORIDA (12/01/24)
FOULS	10	at Purdue (01/12/25)
	11	at Wisconsin (01/26/25)

OPPONENT TEAM GAME HIGHS

POINTS	104	at Purdue (01/12/25)
	97	at Iowa (01/07/25)
	89	at Michigan St. (12/07/24)
FIELD GOALS MADE	41	at Purdue (01/12/25)
	33	RUTGERS (01/16/25)
FIELD GOAL ATTEMPTS	67	RUTGERS (01/16/25)
	67	SOUTHERN U. (12/30/24)
FIELD GOAL PERCENTAGE	.631 (41-65)	at Purdue (01/12/25)
	.518 (29-56)	at Michigan St. (12/07/24)
3 PT FIELD GOALS MADE	19	at Purdue (01/12/25)
	17	at Wisconsin (01/26/25)
	17	at Iowa (01/07/25)
3 PT FG ATTEMPTS	43	NORTH FLORIDA (12/01/24)
	42	at Creighton (11/22/24)
3 PT FG PERCENTAGE	.576 (19-33)	at Purdue (01/12/25)
	.486 (17-35)	at Iowa (01/07/25)
FREE THROWS MADE	22	at Iowa (01/07/25)
	22	at Michigan St. (12/07/24)
FREE THROW ATTEMPTS	27	SOUTH DAKOTA (11/27/24)
	25	at Iowa (01/07/25)
	25	vs Saint Mary's (CA) (11/17/24)
FREE THROW PERCENTAGE	.957 (22-23)	at Michigan St. (12/07/24)
	.938 (15-16)	vs Oregon St. (12/25/24)
REBOUNDS	48	at Michigan St. (12/07/24)
	43	at Wisconsin (01/26/25)
ASSISTS	32	at Purdue (01/12/25)
	23	at Iowa (01/07/25)
STEALS	12	vs Saint Mary's (CA) (11/17/24)
	11	at Purdue (01/12/25)
BLOCKED SHOTS	8	at Maryland (01/19/25)
	6	RUTGERS (01/16/25)
	6	at Iowa (01/07/25)
TURNOVERS	22	BETHUNE-COOKMAN (11/09/24)
	20	UTRGV (11/04/24)
FOULS	27	UTRGV (11/04/24)
	24	UCLA (01/04/25)

OPPONENT TEAM GAME LOWS

POINTS	43	SOUTHERN U. (12/30/24)
	49	vs Murray St. (12/22/24)
	55	at Hawaii (12/23/24)
FIELD GOALS MADE	17	Three Times
FIELD GOAL ATTEMPTS	47	at Hawaii (12/23/24)
	52	at Creighton (11/22/24)
FIELD GOAL PERCENTAGE	.254 (17-67)	SOUTHERN U. (12/30/24)
	.309 (17-55)	vs Murray St. (12/22/24)
3 PT FIELD GOALS MADE	3	SOUTHERN U. (12/30/24)
	4	UCLA (01/04/25)
3 PT FG ATTEMPTS	20	at Hawaii (12/23/24)
	21	SOUTHERN CALIFORNIA (01/22/25)
3 PT FG PERCENTAGE	.125 (3-24)	SOUTHERN U. (12/30/24)
	.143 (4-28)	UCLA (01/04/25)
FREE THROWS MADE	3	at Purdue (01/12/25)
	5	BETHUNE-COOKMAN (11/09/24)
FREE THROW ATTEMPTS	6	at Purdue (01/12/25)
	7	BETHUNE-COOKMAN (11/09/24)
FREE THROW PERCENTAGE	.375 (6-16)	SOUTHERN U. (12/30/24)
	.500 (3-6)	at Purdue (01/12/25)
	.500 (7-14)	RUTGERS (01/16/25)
REBOUNDS	24	vs Oregon St. (12/25/24)
	26	vs Murray St. (12/22/24)
ASSISTS	5	at Hawaii (12/23/24)
	7	vs Murray St. (12/22/24)
STEALS	2	NORTH FLORIDA (12/01/24)
	4	Five Times
BLOCKED SHOTS	0	UTRGV (11/04/24)
	1	Four times
TURNOVERS	8	SOUTHERN U. (12/30/24)
	8	RUTGERS (01/16/25)
	8	at Wisconsin (01/26/25)
FOULS	10	at Purdue (01/12/25)
	11	at Wisconsin (01/26/25)

2024-25 SUPERLATIVES

WON/LOSS MARGIN

	1	2	3	4	5	6	7	8	9	10	11	12	13	14	15	16	17	18	19	20	+20
Husker Wins	0	0	0	0	1	0	0	1	0	0	1	1	0	1	0	0	3	0	0	1	3
Husker Losses	0	0	3	0	1	0	0	0	0	1	0	0	0	0	0	0	0	0	0	0	3

2024-25 INDIVIDUAL GAME HIGHS

Points	32	Williams,Brice at Hawaii (12/23/24)
	30	Williams,Brice vs Indiana (12/13/24)
	29	Essegian,Connor vs South Dakota (11/27/24)
Field Goals Made	11	Gary,Juwan vs Southern California (01/22/25)
	10	Four Times
Field Goal Att.	22	Essegian,Connor vs South Dakota (11/27/24)
	21	Gary,Juwan at Iowa (01/07/25)
FG Pct (min 5 made)	1.000 (6-6)	Meah,Braxton vs South Dakota (11/27/24)
	.857 (6-7)	Morgan,Andrew vs Murray St. (12/22/24)
	.857 (6-7)	Worster,Rollie vs UTRGV (11/04/24)
3-Point FG Made	6	Essegian,Connor vs Southern U. (12/30/24)
	6	Essegian,Connor vs North Florida (12/01/24)
	6	Essegian,Connor vs South Dakota (11/27/24)
3-Point FG Att.	15	Essegian,Connor vs South Dakota (11/27/24)
	12	Essegian,Connor vs Southern U. (12/30/24)
3-Pt FG Pct (min 2 made)	1.000 (2-2)	Buyuktuncel,Berke at Maryland (01/19/25)
	1.000 (2-2)	Hoiberg,Sam at Maryland (01/19/25)
	1.000 (2-2)	Griffiths,Gavin vs Southern U. (12/30/24)
Free Throws Made	11	Williams,Brice vs UCLA (01/04/25)
	11	Williams,Brice vs Saint Mary's (CA) (11/17/24)
Free Throw Att.	12	Williams,Brice vs UCLA (01/04/25)
	11	Williams,Brice vs Indiana (12/13/24)
	11	Williams,Brice vs Saint Mary's (CA) (11/17/24)
	11	Williams,Brice vs UTRGV (11/04/24)
FT Pct (min 3 made)	1.000 (11-11)	Williams,Brice vs Saint Mary's (CA) (11/17/24)
	1.000 (8-8)	Williams,Brice at Hawaii (12/23/24)
	1.000 (8-8)	Williams,Brice at Creighton (11/22/24)
	1.000 (6-6)	Williams,Brice vs Oregon St. (12/25/24)
Rebounds	13	Gary,Juwan at Iowa (01/07/25)
	12	Morgan,Andrew vs Murray St. (12/22/24)
Assists	10	Ulis,Ahron at Maryland (01/19/25)
	6	Worster,Rollie vs Southern California (01/22/25)
	6	Worster,Rollie vs Southern U. (12/30/24)
	6	Williams,Brice vs North Florida (12/01/24)
	6	Worster,Rollie vs South Dakota (11/27/24)
Steals	5	Gary,Juwan vs Bethune-Cookman (11/09/24)
	4	Buyuktuncel,Berke at Purdue (01/12/25)
	4	Hoiberg,Sam vs North Florida (12/01/24)
	4	Worster,Rollie vs UTRGV (11/04/24)
Blocked Shots	3	Buyuktuncel,Berke vs Saint Mary's (CA) (11/17/24)
	2	Buyuktuncel,Berke at Iowa (01/07/25)
	2	Meah,Braxton vs Southern U. (12/30/24)
	2	Buyuktuncel,Berke vs Southern U. (12/30/24)
	2	Gary,Juwan at Hawaii (12/23/24)
	2	Jacobsen,Cale vs North Florida (12/01/24)
	2	Gary,Juwan vs North Florida (12/01/24)
	2	Gary,Juwan vs FDU (11/13/24)
	2	Griffiths,Gavin vs FDU (11/13/24)
	2	Buyuktuncel,Berke vs Bethune-Cookman (11/09/24)
Turnovers	6	Williams,Brice vs Bethune-Cookman (11/09/24)
Fouls	5	Buyuktuncel,Berke at Maryland (01/19/25)
	5	Hoiberg,Sam at Iowa (01/07/25)
Minutes	39	Williams,Brice at Iowa (01/07/25)
	36	Gary,Juwan at Iowa (01/07/25)

2024-25 OPPONENT INDIVIDUAL GAME HIGHS

Points	31	Josh Dix at Iowa (01/07/25)
	30	Payton Sandfort at Iowa (01/07/25)
	27	John Tonje at Wisconsin (01/26/25)
	25	Pop Isaacs at Creighton (11/22/24)
	24	Ace Bailey vs Rutgers (01/16/25)
Field Goals Made	10	Josh Dix at Iowa (01/07/25)
	9	John Tonje at Wisconsin (01/26/25)
	9	C.J. Cox at Purdue (01/12/25)
	9	Terrence Brown vs FDU (11/13/24)
Field Goal Att.	19	John Tonje at Wisconsin (01/26/25)
	18	Desmond Claude vs Southern California (01/22/25)
	18	Pop Isaacs at Creighton (11/22/24)
	18	Terrence Brown vs FDU (01/13/24)
FG Pct (min 5 made)	1.000 (5-5)	Kody Williams at Hawaii (12/23/24)
	.875 (7-8)	Dylan Grant vs Rutgers (01/16/25)
3-Point FG Made	7	Josh Dix at Iowa (01/07/25)
	6	Payton Sandfort at Iowa (01/07/25)
3-Point FG Att.	13	Steven Ashworth at Creighton (11/22/24)
	12	Pop Isaacs at Creighton (11/22/24)
3-Pt FG Pct (min 2 made)	1.000 (2-2)	Nolan Winter at Wisconsin (01/26/25)
	.833 (5-6)	Fletcher Loyer at Purdue (01/12/25)
Free Throws Made	9	Wesley Yates III vs Southern California (01/22/25)
	8	Payton Sandfort at Iowa (01/07/25)
Free Throw Att.	9	Wesley Yates III vs Southern California (01/22/25)
	9	Payton Sandfort at Iowa (01/07/25)
FT Pct (min 3 made)	1.000 (9-9)	Wesley Yates III vs Southern California (01/22/25)
	1.000 (4-4)	Josh Dix at Iowa (01/07/25)
	1.000 (4-4)	Parsa Fallah vs Oregon St. (12/25/24)
	1.000 (4-4)	Jase Richardson at Michigan St. (12/07/24)
	1.000 (4-4)	Jeremy Fears Jr. at Michigan St. (12/07/24)
	1.000 (4-4)	Jaden Akins at Michigan St. (12/07/24)
	1.000 (4-4)	Coen Carr at Michigan St. (12/07/24)
	1.000 (4-4)	Jaylen Smith vs North Florida (12/01/24)
	1.000 (4-4)	Steven Ashworth at Creighton (11/22/24)
	1.000 (3-3)	Nate Kingz vs Oregon St. (12/25/24)
Rebounds	12	Jaxon Kohler at Michigan St. (12/07/24)
	12	Mitchell Saxen vs Saint Mary's (CA) (11/17/24)
Assists	14	Braden Smith at Purdue (01/12/25)
	8	Jeremy Fears Jr. at Michigan St. (12/07/24)
Steals	4	Wesley Yates III vs Southern California (01/22/25)
	4	Ja'Kobi Gillespie at Maryland (01/19/25)
	4	C.J. Cox at Purdue (01/12/25)
	4	Josh Dix at Iowa (01/07/25)
	4	Myles Rice vs Indiana (12/13/24)
	4	Mitchell Saxen vs Saint Mary's (CA) (11/17/24)
	4	Mikey Lewis vs Saint Mary's (CA) (11/17/24)
Blocked Shots	4	Julian Reese at Maryland (01/19/25)
	4	Owen Freeman at Iowa (01/07/25)
Turnovers	7	Steven Ashworth at Creighton (11/22/24)
	7	Trey Miller vs UTRGV (11/04/24)
Fouls	5	Owen Freeman at Iowa (01/07/25)
	5	Sebastian Mack vs UCLA (01/04/25)
	5	Kobe Johnson vs UCLA (01/04/25)
	5	Luke Barrett vs Saint Mary's (CA) (11/17/24)
	5	Augustas Marciulioni vs Saint Mary's (CA) (11/17/24)
	5	Reggie Ward Jr. vs Bethune-Cookman (11/09/24)

2024-25 HUSKER LINEUPS

No.	Starting Lineup	Record
1.	Büyüktuncel, Gary, Meah, Williams, Worster	10-5
2.	Büyüktuncel, Essegian, Gary, Williams, Worster	1-0
3.	Essegian, Gary, Meah, Williams, Worster	1-1
4.	Büyüktuncel, Gary, Meah, Ulis, Williams	0-1
5.	Büyüktuncel, Gary, Hoiberg, Morgan, Williams	0-1

2024-25 GAME RECAPS

(-----Nebraska Individual Leaders-----)								
Date	Opponent	Result	Record (B1G)	Attend.	Points	Rebounds	Assists	Steals
11/4	UTRGV	W, 87-67	1-0 (0-0)	14,305	Williams (27)	Worster (9)	Worster (3)	Worster (4)
11/9	Bethune-Cookman	W, 63-58	2-0 (0-0)	15,138	Gary (11)	Gary (9)	Griffiths (3)	Gary (5)
11/13	FDU	W, 86-60	3-0 (0-0)	14,473	Gary (19)	Büyüktuncel (7)	Gary (5)	Hoiberg (3)
11/17	vs. Saint Mary's	L, 74-77	3-1 (0-0)	3,241	Williams (28)	Büyüktuncel, Morgan (5)	Gary, Ulis (2)	Büyüktuncel (3)
11/22	at No. 14 Creighton	W, 74-63	4-1 (0-0)	18,475	Williams, Gary (16)	Büyüktuncel (9)	Morgan (3)	Gary, Büyüktuncel (2)
11/27	South Dakota	W, 96-79	5-1 (0-0)	15,172	Essegian (29)	Worster (8)	Worster (6)	Williams, Hoiberg (3)
12/1	North Florida	W, 103-72	6-1 (0-0)	15,359	Essegian (22)	Morgan (9)	Williams (6)	Hoiberg (2)
12/7	at Michigan State	L, 52-89	6-2 (0-1)	14,797	Morgan (14)	Morgan (7)	Worster, Ulis (3)	Worster, Büyüktuncel (2)
12/13	Indiana	W 85-68	7-2 (1-1)	14,635	Williams (30)	Williams (6)	Williams (5)	Four players (1)
12/22	vs. Murray State	W, 66-49	8-2 (1-1)	5,049	Essegian (15)	Morgan (12)	Williams (2)	Williams, Meah (2)
12/23	at Hawai'i	W, 69-55	9-2 (1-1)	4,611	Williams (32)	Büyüktuncel (9)	Williams, Worster (3)	Büyüktuncel (3)
12/25	vs. Oregon State	W, 78-66	10-2 (1-1)	5,086	Williams (25)	Williams (7)	Williams, Worster (4)	Gary, Williams (2)
12/30	Southern	W, 77-43	11-2 (1-1)	14,885	Essegian (20)	Büyüktuncel (9)	Worster (6)	Gary, Williams, Jacobsen (1)
1/4	No. 15 UCLA	W, 66-58	12-2 (2-1)	15,167	Williams (16)	Büyüktuncel (9)	Essegian (3)	Hoiberg (3)
1/7	at Iowa	L, 87-97 (OT)	12-3 (2-2)	7,812	Williams (28)	Gary (13)	Hoiberg (3)	Five players (2)
1/12	at No. 20 Purdue	L, 68-104	12-4 (2-3)	14,876	Essegian (17)	Williams, Essegian (5)	Williams, Hoiberg (4)	Büyüktuncel (4)
1/16	Rutgers	L, 82-85	12-5 (2-4)	13,999	Williams (21)	Gary, Worster (7)	Worster (5)	Gary (2)
1/19	at Maryland	L, 66-69	12-6 (2-5)	11,069	Morgan (17)	Gary (7)	Ulis (10)	Williams (3)
1/22	USC	L, 73-78	12-7 (2-6)	14,492	Gary (27)	Worster (6)	Worster (6)	Williams, Hoiberg (2)
1/26	at No. 18 Wisconsin	L, 55-83	12-8 (2-7)	15,838	Williams (11)	Gary (9)	Worster (4)	Worster (3)

THE LAST TIME...

Nebraska...		A Nebraska Opponent...	
Scored 100 or more points.....	103; North Florida, 12/1/24	104; at Purdue, 1/12/25	
Scored 90 or more points.....	103; North Florida, 12/1/24	104; at Purdue, 1/12/25	
Scored 41 to 50 points.....	50; Illinois, 1/10/23	43, Southern, 12/30/24	
Scored 40 or fewer points.....	38; at Oregon, 12/15/12	38; Southwest Minnesota State, 12/28/18	
Shot 70% from the field.....	.723; vs. UNC Wilmington 12/5/97 (34-47)	.723; Kansas, 2/2/85 (34-47)	
Shot 60% from the field.....	.612; vs. Indiana, 12/13/24 (30-49)	.631; at Purdue, 1/12/25 (41-65)	
Shot 90% from the free throw line (Min 10 attempts).....	.909; at Purdue, 1/12/25 (10-11)	.938; vs. Oregon State, 12/25/24 (15-16)	
Made 10, 3-Point Field Goals.....	13; Southern, 12/30/24 (13-30)	10, Maryland, 1/19/25 (10-25)	
Had 60 rebounds.....	60; vs. Oral Roberts, 12/22/99	70; at NC State, 12/1/21	
Had 50 rebounds.....	50; South Carolina State, 12/29/23	50; at Illinois, 2/4/24	
Had 30 assists.....	35, vs. Northeastern Illinois, 12/21/94	32; at Purdue, 1/12/25	
Had 15 steals.....	15, Indiana, 1/3/24	16; at Creighton, 12/11/2020	
Had 10 blocked shots.....	14; at Northwestern, 1/2/18	11; at NC State, 12/1/21	
Had 10 or fewer turnovers.....	7; Rutgers, 1/16/25	9; USC, 1/22/25	
Had 20 or more turnovers.....	20; South Carolina State, 12/29/23	22; Bethune-Cookman, 11/9/24	
Had three players with 20 points.....	vs. Iowa, 3/10/19	Texas A&M (NCAA), 3/22/24	
.....	(Palmer Jr. 27; Watson Jr. 23; Roby 23)	(Taylor IV 25, Obaseki 22, Radford 20)	
Had three players with 10 rebounds.....	vs. Texas Tech, 1/19/00	at Kansas, 1/9/02	
.....	(Bradford 16, Ffriend 12, Truscott 11)	(Collision 13, Gooden 12, Simien 10)	
Had five players reach double-figure points.....	at North Florida, 12/1/24)	at Rutgers, 1/17/24	
.....	(Essegian-22, Gary-18; Williams-17; Morgan-13, Ulis-10)	(Hyatt-17; Mag-16; Omoruyi-14; Simpson-14; Williams-11)	
Had a player score 40 points.....	41; Teddy Allen vs. Penn State 2/23/21	40; Terrence Shannon Jr., Illinois, 3/16/2024	
Had a player score 30 points.....	32; Brice Williams at Hawai'i, 12/23/24	31, Josh Dix and 30, Payton Sandford, at Iowa, 1/7/25	
Had a player grab 15 rebounds.....	18; Juwan Gary at Kansas State, 12/17/2023	16; Julian Reese, Maryland, 1/27/24	
Had a player dish out 10 assists.....	10; Ahron Ulis at Maryland, 1/19/25	14; Braden Smith, 1/12/25	
Had a player collect five steals.....	5; Juwan Gary vs. Bethune-Cookman, 11/9/2024	6; Jamhir Young, at Maryland, 1/28/23	
Had a player block five shots.....	5; Isaiah Roby vs. Maryland, 2/6/18	7; Zach Edey, Purdue, 12/10/2022	
Had a player with a triple double.....	13 pt/11 reb/10 asst.; Dalano Banton vs. Doane, 12/17/20	12 pt/11 reb./10 asst.; Trayce Jackson-Davis, Indiana, 12/7/22	

SPECIALITY STATS

MISC. REVIEW

Nebraska Record When:	All (W)	All (L)	H(W)	H(L)	A (W)	A (L)							
Ahead at Halftime	11	4	7	1	4	3	Rebounds are Even	2	0	1	0	1	0
Behind at Halftime	0	4	0	1	0	3	Committing More TOs than Opp	3	6	2	1	1	5
Tied at Halftime	1	0	1	0	0	0	Committing Fewer TOs than Opp	7	2	5	1	2	1
Bench Outscores Opponent's	11	4	8	2	3	2	Turnovers are Even	2	0	1	0	1	0
Opponent Bench Outscores NU	1	4	0	0	1	4	Leading with 5:00 left	12	2	8	1	4	1
Bench scoring is even	0	0	0	0	0	0	Trailing with 5:00 left	0	6	0	1	0	5
Shooting 50% or Better	3	0	2	0	1	0	Tied with 5:00 left	0	0	0	0	0	0
Shooting Under 50%	9	8	6	2	3	6	In Overtime	0	1	0	0	0	1
Opp. Shoots 50% or Better	0	2	0	0	0	2	Scoring 80 or more points	5	2	5	1	0	1
Opp. Shoots Under 50%	12	6	8	2	4	4	Scoring 61 to 79 points	7	4	3	1	4	3
Outshooting Opponent (pct.)	10	3	6	1	4	2	Scoring 60 or fewer points	0	2	0	0	0	2
Outshot by Opponent (pct.)	2	5	2	1	0	4	Allowing 80 or more points	0	5	0	1	0	4
Shooting is even	0	0	0	0	0	0	Allowing 61 to 79 points	6	3	4	1	2	2
Outrebounding Opponent	10	4	7	1	3	3	Allowing 60 or fewer points	6	0	4	0	2	0
Outrebounded by Opponent	0	4	0	1	0	3							

MISC. TOTALS

Biggest margin of victory	34, Southern (12/30)	Largest halftime lead surrendered in loss	3, at Iowa (1/7)
Biggest margin of defeat	37, at Michigan State (12/7)	Largest lead at any time	34, Southern (12/30)
Largest deficit overcome in win	8, at Hawai'i (12/23)	Largest deficit at any time	42, at Michigan State (12/7)
Largest halftime deficit overcome in win	N/A	Largest runs without opponent scoring	16, vs. Murray State (14:45-8:33, 1st)
Largest lead surrendered in loss	15, at Iowa (1/7)	Largest opponent run without NU scoring	15, at Michigan State (16:10-10:01, 2nd)
			15, UCLA (9:30-4:20, 1st)

SPECIALTY STATS

Opponent	NU-Opp Paint	NU-Opp off TO	NU-Opp 2nd Ch.	NU-Opp Bench	Largest Lead	Largest Deficit	Tip	1st Sub(s)
UTRGV	40-18	26-11	10-15	27-23	20 (0:18, 2nd)	2 (9:30, 1st)	W	Essegian, Morgan
Bethune-Cookman	30-24	21-12	11-8	22-18	16 (13:55, 2nd)	6 (14:54, 1st)	L	Essegian
FDU	40-28	28-7	14-11	29-5	26 (0:06, 2nd)	1 (16:55, 1st)	W	Griffiths
Saint Mary's	28-24	11-21	10-13	18-23	5 (15:05, 2nd)	14 (13:28, 1st)	W	Morgan
at No. 14 Creighton	28-10	22-7	9-3	19-8	18 (2:53, 1st)	-	W	Morgan
South Dakota	38-36	12-18	7-13	51-35	23 (17:35, 2nd)	-	W	Essegian
North Florida	58-22	25-2	9-11	37-15	31 (1:41, 2nd)	3 (19:20, 1st)	W	Morgan
at Michigan State	24-32	14-19	3-17	22-43	-	42 (3:53, 2nd)	L	Morgan
Indiana	36-24	14-14	8-10	28-16	17 (0:30, 2nd)	4 (11:09, 1st)	L	Morgan
vs. Murray State	32-18	7-7	8-8	29-11	12 (18:50, 2nd)	-	W	Essegian, Morgan
at Hawai'i	38-26	14-11	9-9	4-21	14 (0:57, 2nd)	8 (12:22, 1st)	W	Essegian, Morgan, Hoiberg
vs. Oregon State	32-20	4-14	14-4	15-13	12 (0:09, 2nd)	4 (9:39, 1st)	L	Essegian, Morgan
Southern	22-22	9-8	5-12	40-24	34 (0:11, 2nd)	-	W	Essegian
No. 15 UCLA	20-26	17-13	11-2	23-15	13 (7:15, 2nd)	7 (16:30, 1st)	W	Essegian, Morgan
at Iowa	42-22	15-15	12-11	20-15	15 (14:54, 2nd)	11 (0:33, OT)	L	Morgan
at No. 20 Purdue	38-34	11-22	4-14	32-37	1 (18:46, 1st)	37 (1:53, 2nd)	W	Morgan
Rutgers	30-40	8-12	25-19	25-23	9 (13:40, 1st)	5 (2:29, 2nd)	L	Hoiberg, Morgan
at Maryland	32-24	14-13	9-3	34-8	5 (3:20, 1st)	9 (6:47, 2nd)	W	Essegian, Morgan
USC	42-32	6-16	9-9	23-21	6 (8:01, 1st)	6 (4:11 1st)	L	Morgan, Essegian, Worster
at No. 18 Wisconsin	20-26	3-17	10-5	21-27	-	31 (1:18, 2nd)	W	Essegian, Worster



2024-25 HONORS

CONNOR ESSEGIAN

JUNIOR • GUARD • 6-4 • 190 • FORT WAYNE, IND. • WISCONSIN

- Wisconsin transfer who is one of the best sixth men in the Big Ten, averaging 11.4 points and 2.7 rebounds per game
- Ranks among the Big Ten leaders in 3-pointers (2.6/gm) and 3-point percentage (.408)
- Posted 10 double-figure games, most recently a 15-point effort off the bench against USC
- Had eight points and two assists at No. 18 Wisconsin
- Led NU with a 17-point, five-rebound effort at No. 20 Purdue
- Finished with 20 points, including six 3-pointers, against Southern
- Led NU with 15 points off the bench vs. Murray State, including five 3-pointers
- Led NU with 22 points on 8-of-10 shooting, including 6-of-8 from 3-point range, and added four boards, two assists and two steals vs. North Florida
- Became only the second player in school history - and the first since 2002 - to have 6-or-more 3-pointers in consecutive games (USD, UNF)
- Poured in a career-high 29 points, including six 3-pointers, and dished out a personal-best five assists in the win over South Dakota
- Keyed the win over No. 14 Creighton with 15 points off the bench, including six points in a second-half run after Creighton got within seven
- Came off the bench in his Husker debut vs. UTRGV with 13 points, four rebounds and two assists, as he had seven straight points in a 12-0 run after UTRGV closed to within 69-65
- Represented Armenia in the 2024 Los Angeles International Cup, the second straight summer he played for Armenia
- Averaged 13.0 points and 5.5 rebounds per game as Armenia won the LA International Cup Title, including 20 points vs. Ireland in title game
- Played in 33 games at UW in 2023-24, averaging 3.2 points per game, as the Badgers went 22-14 & reached the NCAA Tournament.
- Named to Big Ten All-Freshman team in 2022-23, as he played in all 35 games and averaged 11.7 points and 3.7 rebounds per game
- Set a Wisconsin school record for a freshman with 69 3-pointers while he was 10th in the Big Ten in 3-pointers per game and shot nearly 36 percent from beyond the arc
- Totaled 2,526 points at Central Noble High School to finish 10th all-time in the state of Indiana in scoring
- Led Central Noble to the state title game as a senior and was a finalist for Mr. Basketball, averaging 26.5 points, 6.4 rebounds and 2.3 assists per game
- Majors in journalism with a emphasis on digital media
- His grandfather's cousin was Chuck Essegian, who played baseball and football at Stanford before playing in the Major Leagues

CAREER STATS

				Field Goals		3-Point		F-Throws		Rebounds												Scoring	
SEASON	TEAM	GP-GS	MIN/AVG	FG-FGA	FG%	3FG-3FGA	3FG%	FT-FTA	FT%	OFF	DEF	TOT	AVG	PF-FO	A	TO	BLK	STL	PTS	AVG			
2022-23	Wisc	35-19	959/27.4	133-329	.404	69-192	.359	76-86	.884	24	107	131	3.7	60-0	26	36	1	19	411	11.7			
2023-24	Wisc	33-0	242/7.3	37-96	.385	20-66	.303	10-11	.909	2	25	27	0.8	24-0	8	12	0	4	104	3.2			
2024-25	Nebr	20-3	454/22.7	72-170	.424	51-125	.408	32-39	.821	4	49	53	2.7	22-0	20	22	1	8	227	11.4			
TOTAL FOR Nebr		20-3	454/22.7	72-170	.424	51-125	.408	32-39	.821	4	49	53	2.7	22-0	20	22	1	8	227	11.4			
TOTAL		88-22	1655/18.8	242-595	.407	140-383	.366	118-136	.868	30	181	211	2.4	106-0	54	70	2	31	742	8.4			

MISC. STATS

Category	2024-25	Career*
10+ Points	10	35
20+ Points	3	5
30+ Points	0	0
40+ Points	0	0
Double-Doubles	0	1
10+ Rebounds	0	1
10+ Assists	0	0
Led NU in Scoring	5	5
Led NU in Reb.	1	1
Led NU in Assists	1	1

*Includes Wisconsin

SEASON/CAREER HIGHS

Points	
Season:	29, South Dakota (11/27/24)
College Career:	Same
Rebounds	
Season:	6, Southern (12/30/24)
College Career:	11, at Indiana (1/14/23)
Field Goals	
Season:	10, South Dakota (11/27/24)
College Career:	10, Two times (last, 11/27/24)
3-Point Field Goals	
Season:	6, Three times (last, 12/30/24)
College Career:	Same
Free Throws	
Season:	6, at Creighton (11/22/24)
College Career:	10, at Michigan (2/14/23)
Free Throw Attempts	
Season:	9, at Creighton (11/22/24)
College Career:	9, Three times (last, 11/22/24)
Assists	
Season:	5, South Dakota (11/27/24)
College Career:	Same
Steals	
Season:	2, Four times (last, 1/7/25)
College Career:	2, Five times (last, 1/7/25)
Blocks	
Season:	1, at Wisconsin (1/26/25)
College Career:	1, Two Times (last, 1/26/25)
Minutes Played	
Season:	32:36, South Dakota (11/27/24)
College Career:	39:15, at Nebraska (2/11/23)

2024-25 GAME BY GAME

Opponent	Date	GS	MIN	Total		3-Pointers		Free throws		Rebounds				PF	A	TO	BLK	STL	PTS	AVG
				FG-FGA	PCT	3FG-3FGA	PCT	FT-FTA	PCT	OFF	DEF	TOT	AVG							
UTRGV	11/04/2024		23:16	4-5	.800	3-4	.750	2-2	1.000	0	4	4	4.0	1	2	2	0	1	13	13.0
Bethune-Cookman	11/09/2024		14:11	2-6	.333	0-3	.000	4-4	1.000	1	1	2	3.0	1	0	1	0	0	8	10.5
FDU	11/13/2024	*	16:31	2-9	.222	2-7	.286	2-2	1.000	0	2	2	2.7	3	0	1	0	0	8	9.7
vs Saint Mary's (CA)	11/17/2024		21:02	2-6	.333	2-6	.333	2-2	1.000	0	3	3	2.8	0	0	1	0	0	8	9.3
at Creighton	11/22/2024		21:20	4-6	.667	1-2	.500	6-9	.667	0	2	2	2.6	0	0	0	0	0	15	10.4
South Dakota	11/27/2024		32:36	10-22	.455	6-15	.400	3-3	1.000	0	2	2	2.5	2	5	1	0	0	29	13.5
North Florida	12/01/2024	*	21:12	8-10	.800	6-8	.750	0-0	.000	0	4	4	2.7	2	2	1	0	2	22	14.7
at Michigan St.	12/07/2024	*	19:37	0-2	.000	0-2	.000	1-2	.500	0	1	1	2.5	1	0	0	0	0	1	13.0
Indiana	12/13/2024		27:42	4-7	.571	2-3	.667	3-4	.750	0	3	3	2.6	1	0	1	0	0	13	13.0
vs Murray St.	12/22/2024		32:05	5-13	.385	5-10	.500	0-0	.000	0	2	2	2.5	0	0	3	0	0	15	13.2
at Hawaii	12/23/2024		20:48	1-4	.250	0-1	.000	0-0	.000	1	1	2	2.5	0	0	0	0	0	2	12.2
vs Oregon St.	12/25/2024		24:59	2-8	.250	2-6	.333	1-2	.500	0	2	2	2.4	1	0	0	0	0	7	11.8
Southern U.	12/30/2024		26:45	6-13	.462	6-12	.500	2-2	1.000	0	6	6	2.7	4	0	3	0	0	20	12.4
UCLA	01/04/2025		20:41	0-6	.000	0-6	.000	2-2	1.000	0	3	3	2.7	0	3	1	0	2	2	11.6
at Iowa	01/07/2025		24:59	2-7	.286	2-6	.333	0-0	.000	1	3	4	2.8	3	2	0	0	2	6	11.3
at Purdue	01/12/2025		21:46	6-13	.462	3-10	.300	2-3	.667	0	5	5	2.9	0	3	2	0	1	17	11.6
Rutgers	01/16/2025		23:38	4-11	.364	4-7	.571	0-0	.000	0	2	2	2.9	1	1	0	0	0	12	11.6
at Maryland	01/19/2025		12:55	2-4	.500	2-4	.500	0-0	.000	0	1	1	2.8	0	0	2	0	0	6	11.3
Southern California	01/22/2025		25:10	5-8	.625	3-6	.500	2-2	1.000	1	0	1	2.7	1	0	1	0	0	15	11.5
at Wisconsin	01/26/2025		23:19	3-10	.300	2-7	.286	0-0	.000	0	2	2	2.7	1	2	2	1	0	8	11.4
Totals		3	454:29	72-170	.424	51-125	.408	32-39	.821	4	49	53	2.7	22	20	22	1	8	227	11.4

Player Averages

Games Played	Minutes/ game	Points/ game	FG Pct	3FG Pct	FT Pct	Rebounds/ game	Assists/ game	Turnovers/ game	Assist/Turnover ratio	Steals/ game	Blocks/ game
20	22.7	11.4	42.4	40.8	82.1	2.7	1.0	1.1	0.9	0.4	0.1



2024-25 HONORS

SAM HOIBERG

JUNIOR • GUARD • 6-0 • 185 • LINCOLN, NEB. • PIUS X

- Third-year performer who provides a spark off the bench and averages 3.5 points, 2.1 rebounds and 1.7 assists per game
- Is among the Blg Ten leaders in steals at 1.4 per game while playing 19.2 minutes per game
- Made his first start of the year at No. 18 Wisconsin, finishing with six points, three assists and two boards in a season-high 29:35
- Had eight points on 3-of-3 shooting, including a pair of 3-pointers, and an assist in 16 minutes at Maryland
- Finished with seven points, four assists and two steals in the loss at No. 20 Purdue
- Totaled five points, five rebounds and three assists at Iowa
- Played one of his best games of the year against No. 15 UCLA with seven points, three rebounds, two assists and three steals
- Dished out a career high five assists and had four rebounds in the win over Southern
- Totaled five points, three rebounds and two assists in 25 minutes vs. Oregon State
- Finished with seven points, three rebounds and a career-high four steals in 15 minutes against North Florida
- Scored a season-high nine points on 4-of-6 shooting with three steals in 24 minutes against South Dakota
- Played in all 34 games in 2023-24, averaging 3.4 points, 2.9 rebounds and 1.7 assists per game while posting a team-best 2.5-to-1 assist-to-turnover ratio
- Tied his career scoring high against Lindenwood in the 2023-24 season opener, matching his career high with 15 points, along with five rebounds and two assists
- Played in 21 contests in 2022-23 and was one of NU's top guards off the bench as he averaged 4.1 points per game on 55 percent shooting
- Poured in a career-high 15 points on 6-of-8 shooting in 26 minutes at Maryland on Jan. 27, 2023
- Garnered honorable-mention all-state honors as a senior, averaging 14.9 points, 4.2 rebounds and 3.8 assists at Lincoln Pius X High School in 2020-21, helping the school to an 18-4 record and a berth in the Class A (largest class) state tournament
- Sports communications major who was an academic all-district selection in 2024
- Is the son of NU Head Coach Fred Hoiberg, who played collegiately at Iowa State and in the NBA for a decade, while his oldest brother, Jack, played at both Michigan State (2017-21) and Texas Arlington (2021-22) and works in the San Antonio Spurs organization in the video department

CAREER STATS

				Field Goals		3-Point		F-Throws		Rebounds								Scoring		
SEASON	TEAM	GP-GS	MIN/AVG	FG-FGA	FG%	3FG-3FGA	3FG%	FT-FTA	FT%	OFF	DEF	TOT	AVG	PF-FO	A	TO	BLK	STL	PTS	AVG
2022-23	Nebr	21-1	267/12.7	27-49	.551	9-22	.409	23-28	.821	8	30	38	1.8	19-0	7	8	1	13	86	4.1
2023-24	Nebr	34-0	669/19.7	37-98	.378	15-49	.306	26-38	.684	19	79	98	2.9	67-0	59	24	3	31	115	3.4
2024-25	Nebr	20-1	383/19.2	25-47	.532	10-21	.476	9-11	.818	6	35	41	2.1	34-1	33	17	1	27	69	3.5
TOTAL		75-2	1320/17.6	89-194	.459	34-92	.370	58-77	.753	33	144	177	2.4	120-1	99	49	5	71	270	3.6

MISC. STATS

Category	2024-25	Career
10+ Points	0	3
20+ Points	0	0
30+ Points	0	0
40+ Points	0	0
Double-Doubles	0	0
10+ Rebounds	0	0
10+ Assists	0	0
Led NU in Scoring	0	1
Led NU in Reb.	0	4
Led NU in Assists	1	5

SEASON/CAREER HIGHS

Points	
Season:	9, South Dakota (11/27/24)
College Career:	15, Two times (1/28/23)
Rebounds	
Season:	5, Two times (last, 1/7/25)
College Career:	7, South Carolina State (12/29/23)
Field Goals	
Season:	4, South Dakota (11/27/24)
College Career:	6, at Maryland (1/28/23)
3-Point Field Goals	
Season:	2, Two Times (last, 1/26/25)
College Career:	3, at Maryland (1/28/23)
Free Throws	
Season:	2, Four times (last, 1/4/25)
College Career:	5, Two times (last, 2/28/23)
Free Throw Attempts	
Season:	2, Five times (last, 1/7/25)
College Career:	6, Two times, (last 2/7/24)
Assists	
Season:	5, Southern (12/30/24)
College Career:	Same
Steals	
Season:	4, North Florida (12/1/24)
College Career:	4, Two times (last, 12/1/24)
Blocks	
Season:	1, at Creighton (11/22/24)
College Career:	1, Five times (last, 11/22/24)
Minutes Played	
Season:	29:35, at Wisconsin (1/26/25)
College Career:	37:01, Maryland (2/19/23)

2024-25 GAME BY GAME

Opponent	Date	GS	MIN	Total		3-Pointers		Free throws		Rebounds				PF	A	TO	BLK	STL	PTS	AVG	
				FG-FGA	PCT	3FG-3FGA	PCT	FT-FTA	PCT	OFF	DEF	TOT	AVG								
UTRGV	11/04/2024		12:23	0-1	.000	0-0	.000	0-0	.000	0	0	0	0.0	1	0	1	0	0	0	0.0	
Bethune-Cookman	11/09/2024		18:24	0-5	.000	0-3	.000	0-1	.000	0	2	2	1.0	1	1	0	0	3	0	0.0	
FDU	11/13/2024		23:20	1-4	.250	0-0	.000	0-0	.000	2	3	5	2.3	0	3	1	0	3	2	0.7	
vs Saint Mary's (CA)	11/17/2024		16:06	0-0	.000	0-0	.000	0-0	.000	1	1	2	2.3	0	0	1	0	1	0	0.5	
at Creighton	11/22/2024		14:53	0-1	.000	0-0	.000	0-0	.000	0	2	2	2.2	3	0	0	1	0	0	0.4	
South Dakota	11/27/2024		23:47	4-6	.667	1-2	.500	0-0	.000	0	2	2	2.2	1	1	2	0	3	9	1.8	
North Florida	12/01/2024		15:32	3-3	1.000	1-1	1.000	0-0	.000	0	3	3	2.3	0	1	0	0	4	7	2.6	
at Michigan St.	12/07/2024		10:20	0-1	.000	0-1	.000	2-2	1.000	0	2	2	2.3	3	0	0	0	0	2	2.5	
Indiana	12/13/2024		15:03	0-0	.000	0-0	.000	2-2	1.000	0	1	1	2.1	0	2	1	0	1	2	2.4	
vs Murray St.	12/22/2024		22:35	1-3	.333	0-1	.000	0-0	.000	0	1	1	2.0	0	1	1	0	1	2	2.4	
at Hawaii	12/23/2024		20:35	1-2	.500	0-1	.000	0-0	.000	0	0	0	1.8	1	1	1	0	1	2	2.4	
vs Oregon St.	12/25/2024		25:08	1-1	1.000	1-1	1.000	2-2	1.000	1	2	3	1.9	2	2	1	0	1	5	2.6	
Southern U.	12/30/2024		17:29	1-2	.500	0-1	.000	0-0	.000	0	4	4	2.1	3	5	1	0	0	2	2.5	
UCLA	01/04/2025		22:21	2-3	.667	1-2	.500	2-2	1.000	0	3	3	2.1	2	2	0	0	3	7	2.9	
at Iowa	01/07/2025		25:19	2-2	1.000	1-1	1.000	1-2	.500	0	5	5	2.3	5	3	4	0	1	6	3.1	
at Purdue	01/12/2025		23:00	3-3	1.000	1-1	1.000	0-0	.000	1	0	1	2.3	2	4	1	0	2	7	3.3	
Rutgers	01/16/2025		16:49	0-1	.000	0-0	.000	0-0	.000	1	0	1	2.2	2	3	1	0	1	0	3.1	
at Maryland	01/19/2025		16:21	3-3	1.000	2-2	1.000	0-0	.000	0	1	1	2.1	3	1	0	0	0	8	3.4	
Southern California	01/22/2025		14:29	1-3	.333	0-1	.000	0-0	.000	0	1	1	2.1	4	0	0	0	2	2	3.3	
at Wisconsin	01/26/2025	*	29:35	2-3	.667	2-3	.667	0-0	.000	0	2	2	2.1	1	3	1	0	0	6	3.5	
Totals			1	383:28	25-47	.532	10-21	.476	9-11	.818	6	35	41	2.1	34	33	17	1	27	69	3.5

Player Averages

Games Played	Minutes/game	Points/game	FG Pct	3FG Pct	FT Pct	Rebounds/game	Assists/game	Turnovers/game	Assist/Turnover ratio	Steals/game	Blocks/game
20	19.2	3.5	53.2	47.6	81.8	2.1	1.7	0.9	1.9	1.4	0.1



2024-25 HONORS

AHRON ULIS

SENIOR • GUARD • 6-3 • 190 • CHICAGO, ILL. • IOWA

- Shares point guard duties and averages 2.9 points, 1.8 rebounds and 1.8 assists per game while posting a 2.6-to-1 assist-to-turnover ratio
- Made his first start of the season against USC, finishing with three rebounds in 14 minutes
- Dished out a career-high 10 assists - the most by a Husker since March 1, 2022 - along with three points, four boards and two steals at Maryland
- Had two points, two rebounds and a steal in six minutes off the bench against Rutgers
- Finished with six points on 3-of-4 shooting at No. 20 Purdue
- Returned to action against No. 15 UCLA, scoring two points and an assist in nine minutes vs. UCLA, his first action since Dec. 13
- Had three points, two assists and two rebounds in 17 minutes in the win over Indiana
- Tied for the team high with three assists in 14 minutes at Michigan State
- Reached double figures for the first time as a Husker against North Florida with 10 points, three assists and two steals
- Hit a halfcourt buzzer beater and added two boards and a steal in the win over South Dakota
- Had two points and a steal in 11 minutes against No. 14 Creighton
- Made a significant impact in NU's win over FDU with eight points, three assists and three boards in 20 minutes off the bench
- Provided a spark with five points, five rebounds and an assist in 17 minutes against Bethune-Cookman
- Sat out the 2023-24 season after spending three seasons at Iowa, helping the Hawkeyes to three-straight NCAA Tournaments
- Started 27 games in 2022-23, averaging 6.1 points, 2.1 assists and 1.6 rebounds per game
- Had a career-high 17 points on 8-of-10 shooting at Michigan State, which was one of five double-figure efforts that season
- Ullis was a two-time East Suburban Catholic Conference (ESCC) Player of the Year and was named to the AP All-State Class 4A First Team as a senior at Marian Catholic
- Averaged 20.3 points, 4.1 rebounds and 2.8 assists per game as a senior and totaled over 1,500 career points to rank second on the school's all-time scoring list
- Led Marian Catholic to its first third-place finish at the Illinois 3A state championship, as well as sectional and super-sectional championships in 2019
- His older brother (Tyler) was a consensus All-American at Kentucky in 2016 and the No. 34 overall pick by the Phoenix Suns in the 2016 NBA Draft

CAREER STATS

				Field Goals		3-Point		F-Throws		Rebounds								Scoring		
SEASON	TEAM	GP-GS	MIN/AVG	FG-FGA	FG%	3FG-3FGA	3FG%	FT-FTA	FT%	OFF	DEF	TOT	AVG	PF-FO	A	TO	BLK	STL	PTS	AVG
2020-21	Iowa	17-0	120/7.0	5-15	.333	0-3	.000	18-20	.900	6	9	15	0.9	8-0	20	6	1	1	28	1.6
2021-22	Iowa	35-0	486/13.9	34-100	.340	4-12	.333	38-48	.792	19	50	69	2.0	41-0	73	32	0	19	110	3.1
2022-23	Iowa	32-27	722/22.6	72-182	.396	22-69	.319	29-41	.707	6	44	50	1.6	42-0	67	35	4	17	195	6.1
2024-25	Nebr	16-1	223/13.9	19-54	.352	4-20	.200	5-14	.357	8	20	28	1.8	19-0	29	11	0	10	47	2.9
TOTAL FOR Nebr		16-1	223/13.9	19-54	.352	4-20	.200	5-14	.357	8	20	28	1.8	19-0	29	11	0	10	47	2.9
TOTAL		100-28	1551/15.5	130-351	.370	30-104	.288	90-123	.732	39	123	162	1.6	110-0	189	84	5	47	380	3.8

MISC. STATS

Category	2024-25	Career*
10+ Points	1	8
20+ Points	0	0
30+ Points	0	0
40+ Points	0	0
Double-Doubles	0	0
10+ Rebounds	0	0
10+ Assists	1	1
Led NU in Scoring	0	0
Led NU in Reb.	0	0
Led NU in Assists	3	3

*-Includes Iowa

SEASON/CAREER HIGHS

Points	
Season:	10, North Florida (12/1/24)
College Career:	17, at Michigan State (1/26/23)
Rebounds	
Season:	5, Bethune-Cookman (11/9/24)
College Career:	7, Iowa State (12/8/22)
Field Goals	
Season:	4, Two times (last, 12/1/24)
College Career:	8, at Michigan State (1/26/23)
3-Point Field Goals	
Season:	1, Three times (last, 12/13/24)
College Career:	2, Four times (last, 1/29/23)
Free Throws	
Season:	3, Bethune-Cookman (11/9/24)
College Career:	7, Two times (last, 1/31/22)
Free Throw Attempts	
Season:	4, Bethune-Cookman (11/9/24)
College Career:	8, Two times (last, 1/31/22)
Assists	
Season:	10, at Maryland (1/19/25)
College Career:	Same
Steals	
Season:	2, Two Times (last, 1/19/25)
College Career:	3, Illinois (12/6/21)
Blocks	
Season:	None
College Career:	1, Five times (last, 2/12/23)
Minutes Played	
Season:	27:27, at Maryland (1/19/25)
College Career:	35:46, Iowa State (12/8/22)

2024-25 GAME BY GAME

Opponent	Date	GS	MIN	Total		3-Pointers		Free throws		Rebounds				PF	A	TO	BLK	STL	PTS	AVG
				FG-FGA	PCT	3FG-3FGA	PCT	FT-FTA	PCT	OFF	DEF	TOT	AVG							
UTRGV	11/04/2024		10:35	0-1	.000	0-1	.000	0-0	.000	1	2	2	2.0	1	2	0	0	1	0	0.0
Bethune-Cookman	11/09/2024		16:41	1-5	.200	0-3	.000	3-4	.750	3	2	5	3.5	2	1	0	0	0	5	2.5
FDU	11/13/2024		19:38	4-5	.800	0-1	.000	0-1	.000	0	3	3	3.3	3	3	1	0	1	8	4.3
vs Saint Mary's (CA)	11/17/2024		14:17	0-5	.000	0-1	.000	0-0	.000	1	2	3	3.3	2	2	1	0	0	0	3.3
at Creighton	11/22/2024		11:08	1-3	.333	0-1	.000	0-1	.000	0	0	0	2.6	1	0	1	0	1	2	3.0
South Dakota	11/27/2024		11:24	1-4	.250	1-2	.500	0-1	.000	1	1	2	2.5	0	1	2	0	1	3	3.0
North Florida	12/01/2024		22:01	4-7	.571	1-2	.500	1-2	.500	0	1	1	2.3	1	3	0	0	2	10	4.0
at Michigan St.	12/07/2024		13:49	0-3	.000	0-2	.000	0-0	.000	0	1	1	2.1	3	3	0	0	0	0	3.5
Indiana	12/13/2024		16:41	1-4	.250	1-2	.500	0-2	.000	0	2	2	2.1	1	2	1	0	1	3	3.4
UCLA	01/04/2025		09:19	1-1	1.000	0-0	.000	0-0	.000	0	0	0	1.9	1	1	0	0	0	2	3.3
at Iowa	01/07/2025		07:23	0-0	.000	0-0	.000	0-0	.000	0	0	0	1.7	0	1	1	0	0	0	3.0
at Purdue	01/12/2025		15:25	3-4	.750	0-1	.000	0-0	.000	0	0	0	1.6	1	0	1	0	0	6	3.3
Rutgers	01/16/2025		06:23	1-2	.500	0-0	.000	0-1	.000	2	0	2	1.6	1	0	0	0	1	2	3.2
at Maryland	01/19/2025		27:27	1-6	.167	0-1	.000	1-2	.500	0	4	4	1.8	1	10	1	0	2	3	3.1
Southern California	01/22/2025	*	14:21	0-1	.000	0-0	.000	0-0	.000	0	3	3	1.9	1	0	2	0	0	0	2.9
at Wisconsin	01/26/2025		06:28	1-3	.333	1-3	.333	0-0	.000	0	0	0	1.8	0	0	0	0	0	3	2.9
Totals		1	223:01	19-54	.352	4-20	.200	5-14	.357	8	20	28	1.8	19	29	11	0	10	47	2.9

Player Averages

Games Played	Minutes/game	Points/game	FG Pct	3FG Pct	FT Pct	Rebounds/game	Assists/game	Turnovers/game	Assist/Turnover ratio	Steals/game	Blocks/game
16	13.9	2.9	35.2	20.0	35.7	1.8	1.8	0.7	2.6	0.6	0.0



BRICE WILLIAMS

SENIOR • GUARD • 6-7 • 214 • HUNTERVILLE, N.C. • CHARLOTTE

- Two-time National Player of the Week who averages 18.2 points, 3.7 rebounds and 2.5 assists per game
- Ranks among the Big Ten leaders in both scoring and free throw percentage (.913)
- Three-level scorer who is a career 39 percent shooter from 3-point range and has the ability to guard multiple positions
- Led NU with 11 points and added three rebounds at No. 18 Wisconsin
- Scored 15 of his 17 points in the second half against USC while adding four rebounds and two steals
- Totaled 16 points, four boards, three assists and a season-high three steals at Maryland
- Posted his eighth 20-point game of the season vs. Rutgers with 21 points, four rebounds and three assists
- Led NU with 28 points, including a buzzer-beating 3-pointer to send the game to OT, and four rebounds at Iowa
- Helped NU to a win over No. 15 UCLA with 16 points, including 11-of-12 from the line, and six rebounds
- Named MVP of the Diamond Head Classic, as he had 25 points, seven rebounds, four assists and two steals vs. Oregon State
- Matched his career high in both points (32) and 3-pointers (four) and added three assists in the win at Hawai'i, finished with 21 second-half points
- Posted his first 30-point game as a Husker, going 10-of-15 from the field and adding six rebounds and five boards in the win over Indiana as he was named one of five USBWA National Players of the Week and Big Ten Player of the Week
- Tied for team-high honors in the win over No. 14 Creighton with 16 points, including 8-of-8 from the foul line
- Finished with 28 points on 8-of-11 shooting from the floor and 11-of-11 from the line vs. Saint Mary's
- Opened the season with a 27-point effort against UTRGV, including 10-of-11 from the line, as he had 19 first-half points
- Averaged 13.7 points, 5.5 rebounds and 2.5 assists per game in 2023-24, as he started all 34 contests
- Was in double figures a team-high 25 times, including a season-high 25-point effort in the win over Oregon State
- Returned from a knee injury to earn second-team All-Conference USA honors in 2022-23, averaging 13.8 points and 5.8 rebounds per game while shooting almost 40 percent from 3-point range
- MVP of the 2023 College Basketball Invitational, averaging 16.3 points, 7.8 rebounds and 3.0 assists per game and a pair of double-doubles
- Graduated from Charlotte with a degree in mass communications in July of 2023 and is in NU's graduate program
- His late father (Henry) is Charlotte's all-time leading scorer with 2,383 points and was a second-round pick of the San Antonio Spurs in 1992 before playing in Europe for a decade

2024-25 HONORS

- Diamond Head Classic MVP
- Diamond Head Classic All-Tournament Team
- Lute Olson National Player of the Week (12/30/24)
- USBWA National Player of the Week (12/16/24; 12/30/24)
- NCAA.com Player of the Week (12/30/24)
- Big Ten Player of the Week (12/16/24)

MISC. STATS

Category	2024-25	Career*
10+ Points	18	82
20+ Points	8	24
30+ Points	2	5
40+ Points	0	0
Double-Doubles	0	5
10+ Rebounds	0	6
10+ Assists	0	0
Led NU in Scoring	10	16
Led NU in Reb.	3	11
Led NU in Assists	6	18

*-Includes Charlotte

SEASON/CAREER HIGHS

Points	
Season:	32, at Hawai'i (12/23/24)
College Career:	32, Two times (last, 12/23/24)
Rebounds	
Season:	7, Two times (last, 12/30/24)
College Career:	13, Rice (2/25/23)
Field Goals	
Season:	10, Three times (last, 1/7/25)
College Career:	12, UAB (3/4/23)
3-Point Field Goals	
Season:	4, Three times (last, 1/7/25)
College Career:	4, Six times (last, 1/7/25)
Free Throws	
Season:	11, Two times (last, 1/4/25)
College Career:	11, Three times (last, 1/4/25)
Free Throw Attempts	
Season:	12, UCLA (1/5/25)
College Career:	14, Louisiana Tech (12/31/22)
Assists	
Season:	6, North Florida (12/1/24)
College Career:	9, Purdue (1/9/24)
Steals	
Season:	3, Two Times (last, 1/19/25)
College Career:	4, Indiana (1/3/24)
Blocks	
Season:	1, Five times (last, 1/19/25)
College Career:	3, Two times (last, 3/20/23)
Minutes Played	
Season:	38:31, at Iowa (1/7/25)
College Career:	45:37, UAB (3/4/23)

CAREER STATS

		Field Goals					3-Point		F-Throws		Rebounds										Scoring	
SEASON	TEAM	GP-GS	MIN/AVG	FG-FGA	FG%	3FG-3FGA	3FG%	FT-FTA	FT%	OFF	DEF	TOT	AVG	PF-FO	A	TO	BLK	STL		PTS	AVG	
2019-20	CLT	27-0	244/9.0	23-62	.371	9-30	.300	8-12	.667	5	35	40	1.5	18-0	4	11	7	6		63	2.3	
2020-21	CLT	25-14	738/29.5	86-182	.473	31-72	.431	40-57	.702	20	79	99	4.0	54-0	25	27	11	19		243	9.7	
2022-23	CLT	36-13	976/27.1	170-355	.479	58-146	.397	97-115	.843	28	162	190	5.3	48-1	43	46	13	20		495	13.8	
2023-24	Nebr	34-34	1011/29.7	143-322	.444	50-129	.388	119-141	.844	30	156	186	5.5	87-3	84	61	21	37		455	13.4	
2024-25	Nebr	20-20	620/31.0	113-240	.471	32-86	.372	105-115	.913	10	64	74	3.7	34-0	50	51	6	24		363	18.2	
TOTAL FOR Nebr		54-54	1631/30.2	256-562	.456	82-215	.381	224-256	.875	40	220	260	4.8	121-3	134	112	27	61		818	15.1	
TOTAL		142-81	3589/25.3	535-1161	.461	180-463	.389	369-440	.839	93	496	589	4.1	241-4	206	196	58	106		1619	11.4	

2024-25 GAME BY GAME

Opponent	Date	GS	MIN	Total		3-Pointers		Free throws		Rebounds				PF		A	TO	BLK	STL	PTS	AVG
				FG-FGA	PCT	3FG-3FGA	PCT	FT-FTA	PCT	OFF	DEF	TOT	AVG								
UTRGV	11/04/2024	*	27:47	8-18	.444	1-6	.167	10-11	.909	1	4	5	5.0	0	0	2	0	0	27	27.0	
Bethune-Cookman	11/09/2024	*	25:54	2-6	.333	2-4	.500	4-5	.800	1	2	3	4.0	3	2	6	0	1	10	18.5	
FDU	11/13/2024	*	26:09	2-9	.222	0-2	.000	6-7	.857	3	3	6	4.7	2	1	0	1	1	10	15.7	
vs Saint Mary's (CA)	11/17/2024	*	26:43	8-12	.667	1-2	.500	11-11	1.000	0	3	3	4.3	4	1	2	1	0	28	18.8	
at Creighton	11/22/2024	*	31:25	4-12	.333	0-1	.000	8-8	1.000	0	2	2	3.8	1	0	1	0	1	16	18.2	
South Dakota	11/27/2024	*	27:14	7-11	.636	4-6	.667	3-4	.750	0	0	0	3.2	4	4	2	0	3	21	18.7	
North Florida	12/01/2024	*	31:01	6-11	.545	2-5	.400	3-3	1.000	0	1	1	2.9	1	6	1	0	0	17	18.4	
at Michigan St.	12/07/2024	*	33:36	3-7	.429	1-3	.333	4-4	1.000	0	0	0	2.5	1	0	2	0	1	11	17.5	
Indiana	12/13/2024	*	34:25	10-15	.667	2-3	.667	8-11	.727	0	6	6	2.9	1	5	2	0	1	30	18.9	
vs Murray St.	12/22/2024	*	29:31	4-10	.400	1-3	.333	0-0	.000	0	2	2	2.8	2	2	2	1	2	9	17.9	
at Hawaii	12/23/2024	*	33:33	10-18	.556	4-5	.800	8-8	1.000	0	2	2	2.7	1	3	2	0	2	32	19.2	
vs Oregon St.	12/25/2024	*	32:29	9-13	.692	1-4	.250	6-6	1.000	0	7	7	3.1	1	4	3	0	2	25	19.7	
Southern U.	12/30/2024	*	29:45	3-5	.600	1-3	.333	4-5	.800	1	6	7	3.4	2	4	5	0	1	11	19.0	
UCLA	01/04/2025	*	33:24	2-12	.167	1-5	.200	11-12	.917	0	6	6	3.6	1	2	3	0	1	16	18.8	
at Iowa	01/07/2025	*	38:31	10-20	.500	4-9	.444	4-4	1.000	0	4	4	3.6	3	2	3	0	2	28	19.4	
at Purdue	01/12/2025	*	29:03	2-8	.250	0-2	.000	5-5	1.000	1	4	5	3.7	0	4	4	0	1	9	18.8	
Rutgers	01/16/2025	*	35:22	8-15	.533	3-7	.429	2-2	1.000	1	3	4	3.7	1	3	2	1	0	21	18.9	
at Maryland	01/19/2025	*	32:46	6-14	.429	0-3	.000	2-2	1.000	1	3	4	3.7	2	3	2	1	3	14	18.6	
Southern California	01/22/2025	*	33:26	5-12	.417	2-8	.250	5-5	1.000	0	4	4	3.7	2	2	3	0	2	17	18.5	
at Wisconsin	01/26/2025	*	27:55	4-12	.333	2-5	.400	1-2	.500	1	2	3	3.7	2	2	4	1	0	11	18.2	
Totals		20	619:58	113-240	.471	32-86	.372	105-115	.913	10	64	74	3.7	34	50	51	6	24	363	18.2	

Player Averages

Games Played	Minutes/game	Points/game	FG Pct	3FG Pct	FT Pct	Rebounds/game	Assists/game	Turnovers/game	Assist/Turnover ratio	Steals/game	Blocks/game
20	31.0	18.2	47.1	37.2	91.3	3.7	2.5	2.6	1.0	1.2	0.3



2024-25 HONORS

MISC. STATS

Category	2024-25	Career*
10+ Points	11	47
20+ Points	3	6
30+ Points	0	0
40+ Points	0	0
Double-Doubles	1	9
10+ Rebounds	1	11
10+ Assists	0	0
Led NU in Scoring	4	11
Led NU in Reb.	5	15
Led NU in Assists	2	2

*Includes Alabama

SEASON/CAREER HIGHS

Points		
Season:	27	USC (1/22/25)
College Career:	Same	
Rebounds		
Season:	13	at Iowa (1/7/25)
College Career:	18	at Kansas State (12/17/23)
Field Goals		
Season:	11	USC (1/22/25)
College Career:	Same	
3-Point Field Goals		
Season:	3	Three Times (last, 1/4/25)
College Career:	4	Minnesota (2/25/24)
Free Throws		
Season:	7	Two times (last, 12/25/24)
College Career:	Same	
Free Throw Attempts		
Season:	10	vs. Oregon State (12/25/24)
College Career:	Same	
Assists		
Season:	5	FDU (11/13/24)
College Career:	Same	
Steals		
Season:	5	Bethune-Cookman (11/9/24)
College Career:	Same	
Blocks		
Season:	2	Three times (last, 12/23/24)
College Career:	4	South Carolina State (12/29/23)
Minutes Played		
Season:	36:17	at Iowa (1/7/25)
College Career:	36:27	Iowa (12/29/22)

JUWAN GARY

SENIOR • GUARD/FORWARD • 6-6 • 226 • COLUMBIA, S.C. • ALABAMA

- Third-year starter who can play the frontcourt or on the wing and is one of the best defenders in the Big Ten
- Has started all 20 games, averaging 12.2 points, 4.7 rebounds and 1.2 steals per game
- Topped NU with nine rebounds, but was held to five points at No. 18 Wisconsin
- Finished with a career high 27 points on 11-of-19 shooting along with three rebounds vs. USC
- Recorded his second 20-point game against Rutgers with 21 points, seven rebounds and two steals in 34 minutes
- Collected his first double-double of the season at Iowa with 13 points and 13 rebounds, including eight offensive boards
- Had 10 points, four rebounds, two steals and a blocked shot in the win over No. 15 UCLA
- Totaled 14 points and two steals in the win over Oregon State in the Diamond Head Classic title game
- Scored a season-high 21-point effort at Hawai'i, going 8-of-10 from the field, including 3-of-4 from 3-point range
- Had nine points, three boards and an assist vs. Murray State, finishing with a +21 in 23 minutes
- Totaled 14 points, including a pair of 3-pointers, and five rebounds in the win over Indiana
- Was solid in the win over North Florida with 18 points, five rebounds and two blocked shots in 23 minutes
- Sparked NU's effort against No. 14 Creighton with 16 points, seven rebounds and a pair of steals while limiting Creighton to 32 percent shooting
- Led NU with 19 points and a career-high five assists in the win over FDU, including a 7-of-8 effort from the foul line
- Nearly posted a double-double with 11 points, nine rebounds and a career-high five steals in the win over Bethune-Cookman
- Started 20 games in 2023-24 and averaged 11.6 points and 6.1 rebounds per game while leading NU in steals and blocks per game
- Reached double figures 16 times in 2023-24, including three 20-point games, and had five double-doubles
- Starting forward who played in 17 games before suffering a season-ending left shoulder injury on Jan. 10, 2023
- Played in 29 games at Alabama in 2021-22, averaging 6.5 points per game on 51 percent shooting and 3.4 rebounds per game
- Helped Alabama to an SEC title and an NCAA Sweet 16 berth in 2020-21, playing in 30 games, including two starts, as Alabama went 26-7
- Suffered a torn right ACL in October of 2019 and missed the entire season
- Ranked No. 64 overall by ESPN and was No. 82 in the RSCI Composite after averaging 25 points, seven rebounds and two blocks per game for Liberty Heights Charter School

CAREER STATS

				Field Goals		3-Point		F-Throws		Rebounds										Scoring	
SEASON	TEAM	GP-GS	MIN/AVG	FG-FGA	FG%	3FG-3FGA	3FG%	FT-FTA	FT%	OFF	DEF	TOT	AVG	PF-FO	A	TO	BLK	STL	PTS	AVG	
2020-21	UA	30-2	284/9.5	48-89	.539	1-9	.111	18-34	.529	40	45	85	2.8	40-1	5	13	12	14	115	3.8	
2021-22	UA	29-16	450/15.5	73-142	.514	9-41	.220	33-54	.611	49	50	99	3.4	61-1	9	18	16	17	188	6.5	
2022-23	Nebr	17-17	502/29.6	64-147	.435	15-57	.263	18-29	.621	35	75	110	6.5	32-0	14	15	9	24	161	9.5	
2023-24	Nebr	28-20	757/27.0	122-245	.498	26-85	.306	55-81	.679	62	108	170	6.1	61-2	35	20	21	31	325	11.6	
2024-25	Nebr	20-20	562/28.1	84-204	.412	20-74	.270	55-72	.764	30	64	94	4.7	40-0	16	25	11	23	243	12.2	
TOTAL FOR Nebr		65-57	1821/28.0	270-596	.453	61-216	.282	128-182	.703	127	247	374	5.8	133-2	65	60	41	78	729	11.2	
TOTAL		124-75	2555/20.6	391-827	.473	71-266	.267	179-270	.663	216	342	558	4.5	234-4	79	91	69	109	1032	8.3	

2024-25 GAME BY GAME

Opponent	Date	GS	MIN	Total		3-Pointers		Free throws		Rebounds				PF	A	TO	BLK	STL	PTS	AVG	
				FG	PCT	3FG	PCT	FT	PCT	OFF	DEF	TOT	AVG								
UTRGV	11/04/2024	*	25:22	2-8	.250	1-4	.250	4-4	1.000	2	2	4	4.0	2	0	2	0	1	9	9.0	
Bethune-Cookman	11/09/2024	*	31:19	4-10	.400	0-1	.000	3-4	.750	2	7	9	6.5	0	1	1	0	5	11	10.0	
FDU	11/13/2024	*	29:37	5-9	.556	2-5	.400	7-8	.875	0	2	2	5.0	0	5	1	2	2	19	13.0	
vs Saint Mary's (CA)	11/17/2024	*	26:58	1-5	.200	0-2	.000	1-2	.500	2	2	4	4.8	3	2	2	0	2	3	10.5	
at Creighton	11/22/2024	*	33:43	6-13	.462	2-5	.400	2-2	1.000	2	5	7	5.2	3	1	0	0	2	16	11.6	
South Dakota	11/27/2024	*	02:22	0-1	.000	0-1	.000	0-0	.000	0	1	1	4.5	0	0	0	0	0	0	9.7	
North Florida	12/01/2024	*	23:14	7-12	.583	1-4	.250	3-4	.750	1	4	5	4.6	1	0	0	2	0	18	10.9	
at Michigan St.	12/07/2024	*	28:46	4-11	.364	1-5	.200	0-2	.000	0	3	3	4.4	1	0	3	0	0	9	10.6	
Indiana	12/13/2024	*	31:50	5-10	.500	2-4	.500	2-3	.667	1	4	5	4.4	4	1	2	0	0	14	11.0	
vs Murray St.	12/22/2024	*	22:45	2-8	.250	0-0	.000	5-5	1.000	0	3	3	4.3	4	1	0	1	0	9	10.8	
at Hawaii	12/23/2024	*	31:01	8-10	.800	3-4	.750	2-2	1.000	1	3	4	4.3	4	0	3	2	1	21	11.7	
vs Oregon St.	12/25/2024	*	26:24	3-8	.375	1-4	.250	7-10	.700	1	0	1	4.0	2	0	1	0	2	14	11.9	
Southern U.	12/30/2024	*	22:51	3-8	.375	1-4	.250	2-4	.500	0	2	2	3.8	3	3	0	0	1	9	11.7	
UCLA	01/04/2025	*	28:04	3-7	.429	3-5	.600	1-2	.500	1	3	4	3.9	2	0	1	1	2	10	11.6	
at Iowa	01/07/2025	*	36:17	5-21	.238	0-3	.000	3-4	.750	8	5	13	4.5	4	1	2	1	2	13	11.7	
at Purdue	01/12/2025	*	28:48	4-10	.400	0-5	.000	2-2	1.000	1	0	1	4.3	2	0	2	0	0	10	11.6	
Rutgers	01/16/2025	*	33:54	6-13	.462	2-6	.333	6-8	.750	2	5	7	4.4	1	1	0	0	2	20	12.1	
at Maryland	01/19/2025	*	34:58	3-9	.333	0-2	.000	0-0	.000	2	5	7	4.6	2	0	2	1	1	6	11.7	
Southern California	01/22/2025	*	34:36	11-19	.579	0-5	.000	5-6	.833	1	2	3	4.5	0	0	2	1	0	27	12.5	
at Wisconsin	01/26/2025	*	28:41	2-12	.167	1-5	.200	0-0	.000	3	6	9	4.7	2	0	1	0	0	5	12.2	
Totals			20	561:31	84-204	.412	20-74	.270	55-72	.764	30	64	94	4.7	40	16	25	11	23	243	12.2

Player Averages

Games Played	Minutes/game	Points/game	FG Pct	3FG Pct	FT Pct	Rebounds/game	Assists/game	Turnovers/game	Assist/Turnover ratio	Steals/game	Blocks/game
20	28.1	12.2	41.2	27.0	76.4	4.7	0.8	1.3	0.6	1.2	0.6



BRADEN FRAGER

FRESHMAN • FORWARD • 6-7 • 220 • LINCOLN, NEB. • SOUTHWEST HIGH SCHOOL

- True freshman who was a three-year performer at Lincoln Southwest High School before reclassifying to the class of 2024
- Three-star recruit by On3, 247Sports and Rivals, Frager was ranked among the top-200 players in the country before he reclassified
- Two-time honorable-mention all-state performer by the Lincoln Journal Star who averaged 18.3 ppg, 7.0 rpg, 1.2 apg and 1.2 spg in 2023-24
- Totaled 20+ points in six of his final eight games, including a school-record 39-point performance at Kearney
- Played for the ETG Midwest AAU program for Coach Ryan Reeder, averaging 15.0 ppg during his final season of AAU basketball
- Selected Nebraska over Creighton and Iowa State

2024-25 HONORS

CAREER STATS

MISC. STATS

Category	2024-25	Career*
10+ Points	0	0
20+ Points	0	0
30+ Points	0	0
40+ Points	0	0
Double-Doubles	0	0
10+ Rebounds	0	0
10+ Assists	0	0
Led NU in Scoring	0	0
Led NU in Reb.	0	0
Led NU in Assists	0	0

2024-25 GAME BY GAME

SEASON/CAREER HIGHS

Points

Season:

College Career:

Rebounds

Season:

College Career:

Field Goals

Season:

College Career:

3-Point Field Goals

Season:

College Career:

Free Throws

Season:

College Career:

Free Throw Attempts

Season:

College Career:

Assists

Season:

College Career:

Steals

Season:

College Career:

Blocks

Season:

College Career:

Minutes Played

Season:

College Career:



2024-25 HONORS

JEFFREY GRACE III

JUNIOR • GUARD • 6-3 • 200 • ELMHURST, ILL. • ARIZONA STATE

- A two-year letterwinner who walked on to the program after beginning his career at Arizona State
- Has appeared in nine games, totaling seven points, three rebounds and a steal in 10 minutes
- Had a basket in nearly two minutes of action at No. 18 Wisconsin
- Had a steal in 1:18 of action at No. 20 Purdue
- Had a basket and a rebound in two minutes vs. North Florida
- Grabbed a rebound in limited time against South Dakota
- Made his 2024-25 debut against FDU, hitting a 3-point play and grabbing an offensive board in 1:40 of action
- Played in 16 games in 2023-24, including all three of NU's postseason games, and had six points and three rebounds in 23 minutes
- Played in 11 games as a redshirt freshman, totaling four points and three rebounds
- Was an Academic All-Big Ten pick and Big Ten Distinguished Scholar in 2023-24 (3.70 GPA for the year)
- Was one of 20 Husker student-athletes across sports to attend No Filter Life Skills trip to Ecuador in August of 2024
- A two-time West Suburban Conference selection at York (Ill.) High School, averaging 11.0 ppg, 5.0 rpg and 3.0 apg during his senior season
- Played his AAU basketball with Breakaway Basketball, where he was a club teammate of Sam Hoiberg for several years

MISC. STATS

Category	2024-25	Career
10+ Points	0	0
20+ Points	0	0
30+ Points	0	0
40+ Points	0	0
Double-Doubles	0	0
10+ Rebounds	0	0
10+ Assists	0	0
Led NU in Scoring	0	0
Led NU in Reb.	0	0
Led NU in Assists	0	0

SEASON/CAREER HIGHS

Points	
Season:	3, FDU (11/13/24)
College Career:	Same
Rebounds	
Season:	1, Four times (last, 12/1/24)
College Career:	1, 10 times (last, 1/26/24)
Field Goals	
Season:	1, Three times (last, 1/26/25)
College Career:	1, Six times (last, 1/26/25)
3-Point Field Goals	
Season:	
College Career:	None
Free Throws	
Season:	1, FDU (11/13/24)
College Career:	2, Two times (last, 12/29/23)
Free Throw Attempts	
Season:	1, Two Times (last, 1/26/25)
College Career:	2, Four times (last, 3/10/24)
Assists	
Season:	
College Career:	1, Three times (last, 11/6/23)
Steals	
Season:	1, at Purdue (1/12/25)
College Career:	1, Two times (last, 1/12/25)
Blocks	
Season:	
College Career:	None
Minutes Played	
Season:	2:03, North Florida (12/1/24)
College Career:	4:00, Lindenwood (11/6/23)

CAREER STATS

		Field Goals				3-Point		F-Throws		Rebounds										Scoring	
SEASON	TEAM	GP-GS	MIN/AVG	FG-FGA	FG%	3FG-3FGA	3FG%	FT-FTA	FT%	OFF	DEF	TOT	AVG	PF-FO	A	TO	BLK	STL	PTS	AVG	
2022-23	Nebr	11-0	12/1.1	1-2	.500	0-1	.000	2-4	.500	2	1	3	0.3	0-0	1	2	0	1	4	0.4	
2023-24	Nebr	16-0	23/1.4	2-4	.500	0-1	.000	2-5	.400	2	1	3	0.2	2-0	2	1	0	0	6	0.4	
2024-25	Nebr	9-0	10/1.2	3-5	.600	0-0	.000	1-2	.500	2	1	3	0.3	1-0	0	0	0	1	7	0.8	
TOTAL		36-0	45/1.2	6-11	.545	0-2	.000	5-11	.455	6	3	9	0.3	3-0	3	3	0	2	17	0.5	

2024-25 GAME BY GAME

			Total		3-Pointers		Free throws		Rebounds											
Opponent	Date	GS	MIN	FG-FGA	PCT	3FG-3FGA	PCT	FT-FTA	PCT	OFF	DEF	TOT	AVG	PF	A	TO	BLK	STL	PTS	AVG
FDU	11/13/2024		01:40	1-2	.500	0-0	.000	1-1	1.000	1	0	1	1.0	0	0	0	0	0	3	3.0
South Dakota	11/27/2024		00:56	0-0	.000	0-0	.000	0-0	.000	1	0	1	1.0	0	0	0	0	0	0	1.5
North Florida	12/01/2024		02:03	1-2	.500	0-0	.000	0-0	.000	0	1	1	1.0	0	0	0	0	0	2	1.7
vs Oregon St.	12/25/2024		00:09	0-0	.000	0-0	.000	0-0	.000	0	0	0	0.8	0	0	0	0	0	0	1.3
Southern U.	12/30/2024		02:00	0-0	.000	0-0	.000	0-0	.000	0	0	0	0.6	0	0	0	0	0	0	1.0
at Iowa	01/07/2025		00:12	0-0	.000	0-0	.000	0-0	.000	0	0	0	0.5	1	0	0	0	0	0	0.8
at Purdue	01/12/2025		01:18	0-0	.000	0-0	.000	0-0	.000	0	0	0	0.4	0	0	0	0	1	0	0.7
Rutgers	01/16/2025		00:10	0-0	.000	0-0	.000	0-0	.000	0	0	0	0.4	0	0	0	0	0	0	0.6
at Wisconsin	01/26/2025		01:53	1-1	1.000	0-0	.000	0-1	.000	0	0	0	0.3	0	0	0	0	0	2	0.8
Totals			0 10:22	3-5	.600	0-0	.000	1-2	.500	2	1	3	0.3	1	0	0	0	1	7	0.8

Player Averages

Games Played	Minutes/ game	Points/ game	FG Pct	3FG Pct	FT Pct	Rebounds/ game	Assists/ game	Turnovers/ game	Assist/Turnover ratio	Steals/ game	Blocks/ game
9	1.2	0.8	60.0	0.0	50.0	0.3	0.0	0.0	0.0	0.1	0.0

BERKE BÜYÜKTUNCEL

SOPHOMORE • FORWARD • 6-10 • 240 • BURSA, TÜRKİYE • UCLA



2024-25 HONORS

- Diamond Head Classic All-Tournament Team

- UCLA transfer who can play a number of spots in the frontcourt with his skillset and playmaking ability
- Averages 7.2 points, 5.8 rebounds, 1.2 steals and 0.8 blocks per game while shooting 46 percent from the field
- Totalled seven points and six rebounds in 30 minutes against No. 18 Wisconsin
- Had eight points, including 2-of-2 from 3-point range and four rebounds before fouling out at Maryland
- Finished with eight points, including a pair of 3-pointers, three rebounds and a career-high four steals at No. 20 Purdue
- Totalled eight points, three boards, two blocks and two steals in the overtime loss at Iowa
- Matched his career high with nine rebounds in the win over No. 15 UCLA
- Tied his career high with nine rebounds and had six points and two boards in 30 minutes vs. Southern
- Earned a spot on the Diamond Head Classic All-Tournament team with a career-high 16 points on 6-of-8 shooting, including 3-of-4 from 3-point range, vs. Oregon State
- Matched career highs in both rebounds (nine) and steals (three) in 28 minutes against Hawai'i
- Finished with six points and a season-high nine rebounds in the win over Murray State
- Nearly recorded a double-double at No. 14 Creighton with 12 points and nine boards, along with two assists and two steals in NU's 74-63 win
- Recorded a career-high 15 points on 5-of-7 shooting from the field while adding personal bests in blocks (three) and steals (three) vs. Saint Mary's
- Was the first Husker to have at least 15 points, three blocks and three steals in a game since Aleks Maric in 2007
- Enjoyed one of the best games of his career against FDU with 12 points and tied career highs in both rebounds (seven) and assists (three)
- Played in 26 games, including eight starts, at UCLA in 2023-24, averaging 4.9 ppg and 2.7 rpg with two double-figure games
- Rated the No. 36 player in the class of 2023 by 24/7 Sports, while he was rated by ESPN.com as the No. 2 international player to enter college basketball in 2023-24
- Made his Turkish senior national team debut at age 18 at the 2023 World Cup qualifier and has played at several levels for the national program
- Played for Türkiye at the U20 European Championships, averaging 12.0 points and a team-high 7.7 rebounds while shooting 51 percent from the field and 54 percent from 3-point range
- Led Türkiye to a third-place finish at the FIBA U19 World Cup, including an 84-70 win over the United States in the third-place game and was named to the "All-Star Five" at the event, as he averaged 11.4 points, 8.3 rebounds and 3.7 assists per game in seven games

CAREER STATS

BUYUKTUNCEL, Berke

		Field Goals					3-Point		F-Throws		Rebounds				Scoring						
SEASON	TEAM	GP-GS	MIN/AVG	FG-FGA	FG%	3FG-3FGA	3FG%	FT-FTA	FT%	OFF	DEF	TOT	AVG	PF-FO	A	TO	BLK	STL	PTS	AVG	
2023-24	UCLA	26-8	425/16.3	40-104	.385	11-37	.297	27-43	.628	24	41	65	2.5	58-1	11	22	9	4	118	4.5	
2024-25	Nebr	19-18	453/23.8	51-110	.464	15-47	.319	19-28	.679	30	81	111	5.8	45-1	24	29	15	22	136	7.2	
TOTAL FOR Nebr		19-18	453/23.8	51-110	.464	15-47	.319	19-28	.679	30	81	111	5.8	45-1	24	29	15	22	136	7.2	
TOTAL		45-26	877/19.5	91-214	.425	26-84	.310	46-71	.648	54	122	176	3.9	103-2	35	51	24	26	254	5.6	

MISC. STATS

Category	2024-25	Career*
10+ Points	4	6
20+ Points	0	0
30+ Points	0	0
40+ Points	0	0
Double-Doubles	0	0
10+ Rebounds	0	0
10+ Assists	0	0
Led NU in Scoring	0	0
Led NU in Reb.	5	5
Led NU in Assists	0	0

*-includes UCLA

SEASON/CAREER HIGHS

Points	
Season:	16, vs. Oregon State (12/25/24)
College Career:	Same
Rebounds	
Season:	9, Four times (last, 12/30/24)
College Career:	Same
Field Goals	
Season:	6, vs. Oregon State (12/25/24)
College Career:	Same
3-Point Field Goals	
Season:	3, vs. Oregon State (12/25/24)
College Career:	Same
Free Throws	
Season:	5, vs. Saint Mary's (11/17/24)
College Career:	5, Two times (last, 11/17/24)
Free Throw Attempts	
Season:	6, vs. Saint Mary's (11/17/24)
College Career:	9, Chaminade (11/21/23)
Assists	
Season:	3, Three times (last, 12/13/24)
College Career:	3, Two times (last, 11/13/24)
Steals	
Season:	4, at Purdue (1/12/24)
College Career:	Same
Blocks	
Season:	3, vs. Saint Mary's (11/17/24)
College Career:	Same
Minutes Played	
Season:	29:47, vs. Oregon State (12/25/24)
College Career:	32:21, Washington (1/14/24)

2024-25 GAME BY GAME

Opponent	Date	GS	MIN	Total		3-Pointers		Free throws		Rebounds				PF	A	TO	BLK	STL	PTS	AVG	
				FG-FGA	PCT	3FG-3FGA	PCT	FT-FTA	PCT	OFF	DEF	TOT	AVG								
UTRGV	11/04/2024	*	26:35	3-4	.750	0-0	.000	0-0	.000	1	5	6	6.0	3	2	1	0	2	6	6.0	
Bethune-Cookman	11/09/2024	*	25:31	2-6	.333	0-3	.000	2-2	1.000	2	5	7	6.5	0	0	1	2	0	6	6.0	
FDU	11/13/2024	*	25:16	4-6	.667	1-3	.333	3-4	.750	3	4	7	6.7	3	3	1	1	0	12	8.0	
vs Saint Mary's (CA)	11/17/2024	*	26:17	5-7	.714	0-1	.000	5-6	.833	3	2	5	6.3	3	1	0	3	3	15	9.8	
at Creighton	11/22/2024	*	22:26	4-7	.571	1-3	.333	3-4	.750	1	8	9	6.8	4	2	2	0	2	12	10.2	
South Dakota	11/27/2024	*	12:29	2-3	.667	0-1	.000	2-2	1.000	3	3	6	6.7	0	3	3	0	1	6	9.5	
at Michigan St.	12/07/2024		13:45	1-4	.250	1-2	.500	0-0	.000	1	0	1	5.9	3	0	2	0	2	3	8.6	
Indiana	12/13/2024	*	20:04	2-3	.667	1-1	1.000	0-0	.000	0	5	5	5.8	3	3	2	0	0	5	8.1	
vs Murray St.	12/22/2024	*	25:31	3-6	.500	0-2	.000	0-0	.000	2	7	9	6.1	2	0	1	1	1	6	7.9	
at Hawaii	12/23/2024	*	27:42	1-7	.143	0-3	.000	0-1	.000	4	5	9	6.4	2	1	1	1	3	2	7.3	
vs Oregon St.	12/25/2024	*	29:47	6-8	.750	3-4	.750	1-1	1.000	1	5	6	6.4	2	2	3	0	0	16	8.1	
Southern U.	12/30/2024	*	29:39	2-7	.286	1-5	.200	1-2	.500	1	8	9	6.6	1	1	1	2	0	6	7.9	
UCLA	01/04/2025	*	22:30	1-8	.125	1-3	.333	1-2	.500	3	6	9	6.8	4	0	3	0	0	4	7.6	
at Iowa	01/07/2025	*	18:43	3-5	.600	1-1	1.000	1-3	.333	1	2	3	6.5	1	2	1	2	2	8	7.6	
at Purdue	01/12/2025	*	25:19	3-5	.600	2-4	.500	0-0	.000	0	3	3	6.3	1	1	2	1	4	8	7.7	
Rutgers	01/16/2025	*	21:16	0-4	.000	0-2	.000	0-0	.000	2	1	3	6.1	4	2	2	0	0	0	7.2	
at Maryland	01/19/2025	*	22:48	3-5	.600	2-2	1.000	0-1	.000	1	3	4	5.9	5	0	2	0	0	8	7.2	
Southern California	01/22/2025	*	27:01	3-6	.500	0-3	.000	0-0	.000	1	3	4	5.8	3	1	0	1	1	6	7.2	
at Wisconsin	01/26/2025	*	29:53	3-9	.333	1-4	.250	0-0	.000	0	6	6	5.8	1	0	1	1	1	7	7.2	
Totals			18	452:33	51-110	.464	15-47	.319	19-28	.679	30	81	111	5.8	45	24	29	15	22	136	7.2

Player Averages

Games Played	Minutes/ game	Points/ game	FG Pct	3FG Pct	FT Pct	Rebounds/ game	Assists/ game	Turnovers/ game	Assist/Turnover ratio	Steals/ game	Blocks/ game
19	23.8	7.2	46.4	31.9	67.9	5.8	1.3	1.5	0.8	1.2	0.8



2024-25 HONORS

GAVIN GRIFFITHS

SOPHOMORE • GUARD • 6-7 • 193 • SIMSBURY, CONN. • RUTGERS

- Rutgers transfer who can play on the wing or in the backcourt, averaging 2.3 points and 1.8 rebounds per game in 12 contests
- Dished out an assist in four minutes of work against No. 18 Wisconsin
- Went scoreless in six minutes at No. 20 Purdue
- Saw his first action since Dec. 7 against Southern and had eight points, including 2-of-2 from 3-point range, two boards and a block in four minutes
- Had a steal and an assist in six minutes at Michigan State
- Grabbed four rebounds and had two assists and two steals in 18 minutes against North Florida
- Had two points and four rebounds in 10 minutes against South Dakota
- Saw extensive action in the win over FDU with eight points, five rebounds and two blocked shots in 23 minutes
- Finished with three points, two boards and three assists in 13 minutes against Bethune-Cookman
- Had four points, three rebounds and a blocked shot in 14 minutes against UTRGV
- Played in all 32 games at Rutgers in 2023-24, averaging 5.8 points and 2.2 rebounds per game while playing just under 18 minutes per contest
- Ranked second on the Scarlet Knights in 3-pointers (31) and third in blocked shots (13), while his 31 3-pointers were third among Big Ten freshmen
- Totaled seven double-figure efforts in 2023-24, including a 25-point effort against Boston University when he went 9-of-15 from the floor
- Was a consensus top-50 recruit in 2023 and was a four-star recruit by all four major recruiting services
- Played at Kingswood-Oxford High School where he averaged 24.6 points and 12 rebounds per game and was chosen as the New England Preparatory School Athletic Council (NEPSAC) Player of the Year in Class B Basketball
- Both parents played college basketball, as his father (Larry) and mother (Karen) played at Hartford

MISC. STATS

Category	2024-25	Career*
10+ Points	0	7
20+ Points	0	1
30+ Points	0	0
40+ Points	0	0
Double-Doubles	0	0
10+ Rebounds	0	0
10+ Assists	0	0
Led NU in Scoring	0	0
Led NU in Reb.	0	0
Led NU in Assists	1	1

*-includes Rutgers

SEASON/CAREER HIGHS

Points	
Season:	8, Two Times (last, 12/30/24)
College Career:	25, vs Boston Univ. (11/10/23)
Rebounds	
Season:	5, FDU (11/13/24)
College Career:	6, at Purdue (2/22/24)
Field Goals	
Season:	3, FDU (11/13/24)
College Career:	9, vs Boston Univ. (11/10/23)
3-Point Field Goals	
Season:	2, Two times (last, 12/30/24)
College Career:	4, at Wisconsin (3/7/24)
Free Throws	
Season:	None
College Career:	4, vs Boston Univ. (11/10/23)
Free Throw Attempts	
Season:	None
College Career:	5, LIU (12/16/23)
Assists	
Season:	3, Bethune-Cookman (11/9/24)
College Career:	3, Three times (last, 11/9/24)
Steals	
Season:	2, North Florida (12/1/24)
College Career:	3, LIU (12/16/23)
Blocks	
Season:	2, FDU (11/13/24)
College Career:	2, Three times (last, 11/13/24)
Minutes Played	
Season:	22:46, FDU (11/13/24)
College Career:	33:23, vs. Maryland (3/13/24)

CAREER STATS

		Field Goals					3-Point		F-Throws		Rebounds				Scoring						
SEASON	TEAM	GP-GS	MIN/AVG	FG-FGA	FG%	3FG-3FGA	3FG%	FT-FTA	FT%	OFF	DEF	TOT	AVG	PF-FO	A	TO	BLK	STL	PTS	AVG	
2023-24	RU	32-3	575/18.0	68-210	.324	31-110	.282	18-30	.600	22	49	71	2.2	38-0	20	30	13	10	185	5.8	
2024-25	Nebr	12-0	110/9.1	11-33	.333	5-24	.208	0-0	.000	3	18	21	1.8	14-0	9	4	4	4	27	2.3	
TOTAL FOR Nebr		12-0	110/9.1	11-33	.333	5-24	.208	0-0	.000	3	18	21	1.8	14-0	9	4	4	4	27	2.3	
TOTAL		44-3	685/15.6	79-243	.325	36-134	.269	18-30	.600	25	67	92	2.1	52-0	29	34	17	14	212	4.8	

2024-25 GAME BY GAME

Opponent	Date	GS	MIN	Total		3-Pointers		Free throws		Rebounds				PF	A	TO	BLK	STL	PTS	AVG
				FG-FGA	PCT	3FG-3FGA	PCT	FT-FTA	PCT	OFF	DEF	TOT	AVG							
UTRGV	11/04/2024		13:59	2-5	.400	0-3	.000	0-0	.000	1	2	3	3.0	1	0	0	1	0	4	4.0
Bethune-Cookman	11/09/2024		13:12	1-2	.500	1-2	.500	0-0	.000	0	2	2	2.5	3	3	0	0	0	3	3.5
FDU	11/13/2024		22:46	3-7	.429	2-6	.333	0-0	.000	0	5	5	3.3	2	2	1	2	1	8	5.0
vs Saint Mary's (CA)	11/17/2024		07:09	0-1	.000	0-1	.000	0-0	.000	0	0	0	2.5	1	0	0	0	0	0	3.8
at Creighton	11/22/2024		03:52	0-1	.000	0-1	.000	0-0	.000	0	1	1	2.2	0	0	1	0	0	0	3.0
South Dakota	11/27/2024		10:01	1-5	.200	0-2	.000	0-0	.000	1	3	4	2.5	4	0	0	0	0	2	2.8
North Florida	12/01/2024		18:48	1-4	.250	0-2	.000	0-0	.000	1	3	4	2.7	2	2	1	0	2	2	2.7
at Michigan St.	12/07/2024		05:54	0-2	.000	0-2	.000	0-0	.000	0	0	0	2.4	0	1	1	0	1	0	2.4
Southern U.	12/30/2024		03:54	3-3	1.000	2-2	1.000	0-0	.000	0	2	2	2.3	1	0	0	1	0	8	3.0
at Purdue	01/12/2025		05:46	0-2	.000	0-2	.000	0-0	.000	0	0	0	2.1	0	0	0	0	0	0	2.7
Southern California	01/22/2025		00:07	0-0	.000	0-0	.000	0-0	.000	0	0	0	1.9	0	0	0	0	0	0	2.5
at Wisconsin	01/26/2025		04:17	0-1	.000	0-1	.000	0-0	.000	0	0	0	1.8	0	1	0	0	0	0	2.3
Totals		0	109:45	11-33	.333	5-24	.208	0-0	.000	3	18	21	1.8	14	9	4	4	4	27	2.3

Player Averages

Games Played	Minutes/ game	Points/ game	FG Pct	3FG Pct	FT Pct	Rebounds/ game	Assists/ game	Turnovers/ game	Assist/Turnover ratio	Steals/ game	Blocks/ game
12	9.1	2.3	33.3	20.8	0.0	1.8	0.8	0.3	2.3	0.3	0.3



JUSTIN BOLIS

SOPHOMORE • FORWARD • 6-8 • 225 • LINCOLN, NEB. • SOUTHEAST COMMUNITY COLLEGE

- Lincoln native who walked on to the Husker program
- Spent the 2023-24 season at Southeast Community College, averaging 15.5 ppg and 8.7 rpg while shooting 38 percent from 3-point range
- Totaled 11 double-doubles en route to being named to the Nebraska Community College Athletic All-Conference Team
- Played at Lincoln High School for Coach Dan Noble, as he averaged nine points and six rebounds per game as a senior after missing his junior season with an Achilles tear
- Played AAU basketball with the Lincoln Supreme and Coach Zach Tharanet

2024-25 HONORS

CAREER STATS

MISC. STATS

Category	2024-25	Career
10+ Points	0	0
20+ Points	0	0
30+ Points	0	0
40+ Points	0	0
Double-Doubles	0	0
10+ Rebounds	0	0
10+ Assists	0	0
Led NU in Scoring	0	0
Led NU in Reb.	0	0
Led NU in Assists	0	0

2024-25 GAME BY GAME

SEASON/CAREER HIGHS

Points

Season:

College Career:

Rebounds

Season:

College Career:

Field Goals

Season:

College Career:

3-Point Field Goals

Season:

College Career:

Free Throws

Season:

College Career:

Free Throw Attempts

Season:

College Career:

Assists

Season:

College Career:

Steals

Season:

College Career:

Blocks

Season:

College Career:

Minutes Played

Season:

College Career:



2024-25 HONORS

ANDREW MORGAN

SENIOR • FORWARD • 6-10 • 242 • WASECA, MINN. • NORTH DAKOTA STATE

- North Dakota State transfer who has been an impact player off the bench, averaging 8.0 points and 4.5 rebounds per game
- Made his first start at No. 18 Wisconsin, finishing with five points and five boards in 22 minutes
- Led NU with 17 points, including the 1,000th point of his career, and five boards at Maryland
- Totaled 11 points and four rebounds in 19 minutes against Rutgers
- Finished with 12 points on 4-of-5 shooting vs. No. 15 UCLA, including a 5-0 second-half run
- Had 10 points on 4-of-5 shooting and three boards in 15 minutes off the bench against Southern
- Recorded his first career double-double with 12 points on 6-of-7 shooting and a season-high 12 boards vs. Murray State
- Reached double figures for the third straight game with 10 points and five rebounds in 18 minutes in the win over Indiana
- Led Nebraska in scoring (14) and rebounding (seven) in the loss at Michigan State
- Nearly posted a double-double in the win over North Florida with season highs in points (13) and rebounds (nine) in 17 minutes of action
- Finished with eight points and seven rebounds in 18 minutes in the win over South Dakota
- Helped key NU's win over No. 14 Creighton with four boards and three assists while helping to limit Ryan Kalkbrenner without a field goal
- Reached double figures for the second time this year with 10 points, five boards and a blocked shot against Saint Mary's
- Had six points, three boards and a blocked shot against Bethune-Cookman
- Came off the bench and had 10 points and five rebounds in 20 minutes vs. UTRGV
- Named second-team All-Summit League at North Dakota State in 2023-24, averaging 12.9 points and 5.0 rebounds per game
- Ranked among Summit League leaders in scoring (15th), rebounding (16th) and free throw percentage (.703, ninth)
- Posted 22 double-figure efforts, including a season-high 31 points against Kansas City and had two double-doubles
- Helped the Bison reach the title game of the 2023 Summit League Tournament, as he made 30 starts and averaged 10.5 ppg and 5.3 rpg, ranking second on the team in rebounding and third in scoring
- Rated in the top 250 nationally by Prep Hoops as a senior, as he helped Waseca High School to a 23-1 record and a Class 2A state title
- Was a finalist for Mr. Basketball in Minnesota in 2021, as he averaged 22.1 points and 11 rebounds per game

CAREER STATS

				Field Goals		3-Point		F-Throws		Rebounds								Scoring		
SEASON	TEAM	GP-GS	MIN/AVG	FG-FGA	FG%	3FG-3FGA	3FG%	FT-FTA	FT%	OFF	DEF	TOT	AVG	PF-FO	A	TO	BLK	STL	PTS	AVG
2021-22	NDSU	21-0	243/11.6	46-73	.630	3-7	.429	17-28	.607	18	52	70	3.3	30-0	7	19	8	4	112	5.3
2022-23	NDSU	32-30	693/21.7	136-231	.589	2-6	.333	62-113	.549	54	117	171	5.3	63-0	38	70	10	12	336	10.5
2023-24	NDSU	32-29	741/23.2	148-266	.556	12-33	.364	104-148	.703	62	99	161	5.0	76-0	32	65	8	10	412	12.9
2024-25	Nebr	20-1	358/17.9	59-107	.551	3-12	.250	38-63	.603	29	61	90	4.5	36-0	14	25	6	7	159	8.0
TOTAL FOR Nebr		20-1	358/17.9	59-107	.551	3-12	.250	38-63	.603	29	61	90	4.5	36-0	14	25	6	7	159	8.0
TOTAL		105-60	2035/19.4	389-677	.575	20-58	.345	221-352	.628	163	329	492	4.7	205-0	91	179	32	33	1019	9.7

MISC. STATS

Category	2024-25	Career*
10+ Points	10	50
20+ Points	0	8
30+ Points	0	1
40+ Points	0	0
Double-Doubles	1	5
10+ Rebounds	0	4
10+ Assists	0	0
Led NU in Scoring	2	2
Led NU in Reb.	4	4
Led NU in Assists	1	1

*-includes North Dakota State

SEASON/CAREER HIGHS

Points	
Season:	17, at Maryland (1/19/25)
College Career:	31, Kansas City (2/8/24)
Rebounds	
Season:	12, vs. Murray State (12/22/24)
College Career:	14, Crown (11/20/22)
Field Goals	
Season:	7, at Maryland (1/19/25)
College Career:	11, Two times (last, 2/24/24)
3-Point Field Goals	
Season:	1, Three times (last, 1/7/25)
College Career:	2, Two times (last, 2/24/24)
Free Throws	
Season:	5, Two times (last, 11/27/24)
College Career:	14, Kansas City (2/8/24)
Free Throw Attempts	
Season:	6, Five times (last, 1/19/25)
College Career:	16, Kansas City (2/8/24)
Assists	
Season:	3, at Creighton (11/22/24)
College Career:	4, Two times (last, 1/20/24)
Steals	
Season:	1, Seven times (last, 1/22/25)
College Career:	2, Four times (last, 11/11/23)
Blocks	
Season:	1, Six times (last, 1/22/25)
College Career:	3, at North Dakota (12/30/22)
Minutes Played	
Season:	27:59, at Michigan State (12/7/24)
College Career:	36:40, Kansas City (1/21/23)

2024-25 GAME BY GAME

Opponent	Date	GS	MIN	Total		3-Pointers		Free throws		Rebounds				PF	A	TO	BLK	STL	PTS	AVG
				FG-FGA	PCT	3FG-3FGA	PCT	FT-FTA	PCT	OFF	DEF	TOT	AVG							
UTRGV	11/04/2024		20:22	3-6	.500	0-0	.000	4-6	.667	2	3	5	5.0	3	0	0	0	0	10	10.0
Bethune-Cookman	11/09/2024		11:15	2-4	.500	0-0	.000	2-3	.667	0	3	3	4.0	2	0	2	1	0	6	8.0
FDU	11/13/2024		07:26	1-2	.500	0-0	.000	2-3	.667	1	1	2	3.3	2	0	1	0	0	4	6.7
vs Saint Mary's (CA)	11/17/2024		15:20	2-5	.400	1-2	.500	5-6	.833	2	3	5	3.8	3	1	2	1	0	10	7.5
at Creighton	11/22/2024		18:36	1-3	.333	0-1	.000	0-2	.000	2	2	4	3.8	2	3	1	0	1	2	6.4
South Dakota	11/27/2024		17:53	1-3	.333	1-1	1.000	5-6	.833	4	3	7	4.3	1	2	1	1	0	8	6.7
North Florida	12/01/2024		17:22	5-11	.455	0-1	.000	3-6	.500	3	6	9	5.0	1	0	0	0	0	13	7.6
at Michigan St.	12/07/2024		27:59	6-13	.462	0-1	.000	2-3	.667	1	6	7	5.3	2	1	0	0	1	14	8.4
Indiana	12/13/2024		17:56	4-5	.800	0-0	.000	2-4	.500	3	2	5	5.2	2	1	1	1	1	10	8.6
vs Murray St.	12/22/2024		22:55	6-7	.857	0-0	.000	0-0	.000	1	11	12	5.9	1	0	2	1	0	12	8.9
at Hawaii	12/23/2024		12:01	0-1	.000	0-0	.000	0-0	.000	0	1	1	5.5	3	1	0	0	1	0	8.1
vs Oregon St.	12/25/2024		16:45	1-2	.500	0-0	.000	1-1	1.000	0	3	3	5.3	2	0	1	0	0	3	7.7
Southern U.	12/30/2024		14:55	4-5	.800	0-0	.000	2-3	.667	1	2	3	5.1	1	1	1	0	0	10	7.8
UCLA	01/04/2025		21:01	4-5	.800	0-1	.000	4-4	1.000	2	1	3	4.9	4	1	5	0	1	12	8.1
at Iowa	01/07/2025		20:27	3-5	.600	1-2	.500	1-2	.500	2	2	4	4.9	0	0	0	0	0	8	8.1
at Purdue	01/12/2025		16:45	1-3	.333	0-0	.000	0-0	.000	0	0	0	4.6	1	1	3	0	0	2	7.8
Rutgers	01/16/2025		19:18	5-9	.556	0-0	.000	1-3	.333	2	2	4	4.5	1	0	0	0	0	11	7.9
at Maryland	01/19/2025		24:05	7-12	.583	0-2	.000	3-6	.500	1	4	5	4.6	0	0	3	0	1	17	8.4
Southern California	01/22/2025		13:54	1-1	1.000	0-0	.000	0-2	.000	0	3	3	4.5	3	1	1	1	1	2	8.1
at Wisconsin	01/26/2025	*	21:39	2-5	.400	0-1	.000	1-3	.333	2	3	5	4.5	2	1	1	0	0	5	8.0
Totals		1	357:53	59-107	.551	3-12	.250	38-63	.603	29	61	90	4.5	36	14	25	6	7	159	8.0

Player Averages

Games Played	Minutes/game	Points/game	FG Pct	3FG Pct	FT Pct	Rebounds/game	Assists/game	Turnovers/game	Assist/Turnover ratio	Steals/game	Blocks/game
20	17.9	8.0	55.1	25.0	60.3	4.5	0.7	1.3	0.6	0.4	0.3



2024-25 HONORS

ROLLIE WORSTER

SENIOR • GUARD • 6-5 • 210 • MISSOULA, MONT. • UTAH

- Fifth-year senior who averages 8.1 points, 4.1 rebounds and a team-high 2.9 assists per game
- Has the potential to be the first Husker basketball player to ever total 1,000 points, 500 rebounds and 500 assists with a solid 2024-25 season
- Totaled seven points, four assists and three steals in the loss at No. 18 Wisconsin
- Came off the bench for the first time this season and led NU in both rebounds (six) and assists (six), as he tied his season high in assists
- Had 10 points along with team highs in both rebounds (seven) and assists (five) at Rutgers
- Totaled 14 points on 6-of-9 shooting along with four rebounds and two steals at Iowa
- Finished with 11 points and four rebounds vs. No. 15 UCLA, as he went over 1,000 career points
- Tied his season high with six assists and added eight points and four boards in the win over Southern
- Finished with 11 points and seven rebounds in the win over Murray State
- Reached double figures for the second straight game with 11 points, four rebounds, two assists and two steals in the win over No. 14 Creighton
- Totaled 10 points and three boards vs. Saint Mary's while helping limit WCC Player of the Year Augustas Marciulionis to nine points on 3-of-9 shooting
- Nearly posted a double-double in his Husker debut vs. UTRGV with 18 points, nine rebounds, three assists and four steals
- Started the first 16 games at Utah in 2023-24, averaging 9.9 points, 5.5 assists and 4.9 rebounds per game, as he was third in the Pac 12 in assists per game and first in the conference in assist-to-turnover ratio (2.93-to-1) at the time of his injury
- Had seven double-figure games in 2023-24, including a season-high 17-point effort in a road win at St. Mary's
- Dished out a season-high 10 assists against Southern Utah and nine each against Wake Forest and Bellarmine
- Started all 30 games in 2022-23, averaging 8.6 points, 5.0 assists and 5.2 rebounds per game.
- Was second in the Pac-12 with a 2.61 assist-to-turnover ratio while his 5.1 assists per game in conference play also ranked second in the league
- Began career at Utah State, where he averaged 9.1 ppg, 3.8 rpg and 3.5 apg in helping the Aggies to the 2021 NCAA Tournament
- Was a two-time Montana Gatorade Player of the year at Hellgate High School, where he finished as the school's all-time leading scorer while also ranking in the top three in both assists (second) and rebounds (third)
- Led the school to a share of the Montana State AA title in 2019-20 by averaging 20.7 points, 7.1 rebounds, 4.5 assists and 2.3 steals per game.
- Also earned first-team all-state football honors at safety while totaling 3,400 passing yards and 2,000 rushing yards in his prep career

CAREER STATS

		Field Goals		3-Point		F-Throws		Rebounds		Scoring	
SEASON	TEAM	GP-GS	MIN/AVG	FG-FGA	FG%	3FG-3FGA	3FG%	FT-FTA	FT%	OFF DEF TOT AVG	PF-FO A TO BLK STL PTS AVG
2020-21	USU	26-25	718/27.6	86-212	.406	23-81	.284	41-51	.804	21 78 99 3.8	58-1 92 64 6 24 236 9.1
2021-22	Utah	31-30	889/28.7	88-218	.404	21-64	.328	37-46	.804	11 129 140 4.5	74-4 96 50 9 27 234 7.5
2022-23	Utah	30-30	962/32.1	97-232	.418	22-79	.278	43-53	.811	12 144 156 5.2	72-3 149 57 6 25 259 8.6
2023-24	Utah	16-16	503/31.4	54-132	.409	8-29	.276	43-61	.705	21 57 78 4.9	36-0 88 30 3 22 159 9.9
2024-25	Nebr	20-18	506/25.3	56-126	.444	7-29	.241	42-60	.700	12 70 82 4.1	31-0 57 29 5 20 161 8.1
TOTAL FOR Nebr		20-18	506/25.3	56-126	.444	7-29	.241	42-60	.700	12 70 82 4.1	31-0 57 29 5 20 161 8.1
TOTAL		123-119	3577/29.1	381-920	.414	81-282	.287	206-271	.760	77 478 555 4.5	271-8 482 230 29 118 1049 8.5

2024-25 GAME BY GAME

Opponent	Date	GS	MIN	Total		3-Pointers		Free throws		Rebounds				PF		A		TO	BLK	STL	PTS	AVG
				FG-FGA	PCT	3FG-3FGA	PCT	FT-FTA	PCT	OFF	DEF	TOT	AVG	A	A							
UTRGV	11/04/2024	*	29:25	6-7	.857	1-1	1.000	5-9	.556	2	7	9	9.0	1	3	3	1	4	18	18.0		
Bethune-Cookman	11/09/2024	*	23:19	1-5	.200	1-3	.333	2-2	1.000	1	0	1	5.0	0	2	5	0	2	5	11.5		
FDU	11/13/2024	*	19:13	3-8	.375	0-2	.000	2-2	1.000	1	3	4	4.7	0	1	1	0	1	8	10.3		
vs Saint Mary's (CA)	11/17/2024	*	25:34	4-7	.571	1-2	.500	1-2	.500	0	3	3	4.3	2	1	3	0	0	10	10.3		
at Creighton	11/22/2024	*	30:20	4-11	.364	0-2	.000	3-4	.750	1	3	4	4.2	4	2	1	0	2	11	10.4		
South Dakota	11/27/2024	*	28:36	1-4	.250	0-1	.000	4-5	.800	0	8	8	4.8	1	6	1	1	1	6	9.7		
North Florida	12/01/2024	*	15:56	2-4	.500	0-0	.000	0-0	.000	0	2	2	4.4	0	3	0	0	0	4	8.9		
at Michigan St.	12/07/2024	*	26:11	3-7	.429	0-1	.000	3-5	.600	1	0	1	4.0	2	3	1	0	2	9	8.9		
Indiana	12/13/2024	*	18:20	2-3	.667	0-1	.000	0-0	.000	0	2	2	3.8	3	2	1	0	1	4	8.3		
vs Murray St.	12/22/2024	*	23:46	4-5	.800	0-1	.000	3-4	.750	1	6	7	4.1	2	1	2	0	0	11	8.6		
at Hawaii	12/23/2024	*	32:43	2-9	.222	0-3	.000	0-0	.000	1	4	5	4.2	1	3	3	0	0	4	8.2		
vs Oregon St.	12/25/2024	*	28:17	3-7	.429	0-1	.000	2-2	1.000	1	4	5	4.3	2	4	1	0	0	8	8.2		
Southern U.	12/30/2024	*	26:33	3-7	.429	2-3	.667	0-1	.000	1	3	4	4.2	0	6	0	0	0	8	8.2		
UCLA	01/04/2025	*	26:40	3-9	.333	1-3	.333	4-4	1.000	0	4	4	4.2	1	2	0	0	0	11	8.4		
at Iowa	01/07/2025	*	35:29	6-9	.667	0-1	.000	2-7	.286	1	3	4	4.2	2	1	1	1	2	14	8.7		
at Purdue	01/12/2025	*	15:27	2-4	.500	0-2	.000	1-1	1.000	0	2	2	4.1	1	1	1	0	0	5	8.5		
Rutgers	01/16/2025	*	26:35	1-4	.250	0-0	.000	8-10	.800	1	6	7	4.2	3	5	1	0	1	10	8.6		
at Maryland	01/19/2025	*	24:54	2-5	.400	0-0	.000	0-0	.000	0	1	1	4.1	1	1	1	0	1	4	8.3		
Southern California	01/22/2025		25:25	1-5	.200	0-1	.000	2-2	1.000	0	6	6	4.2	3	6	2	1	0	4	8.1		
at Wisconsin	01/26/2025		22:50	3-6	.500	1-1	1.000	0-0	.000	0	3	3	4.1	2	4	1	1	3	7	8.1		
Totals			18	505:33	56-126	.444	7-29	.241	42-60	.700	12	70	82	4.1	31	57	29	5	20	161	8.1	

Player Averages

Games Played	Minutes/game	Points/game	FG Pct	3FG Pct	FT Pct	Rebounds/game	Assists/game	Turnovers/game	Assist/Turnover ratio	Steals/game	Blocks/game
20	25.3	8.1	44.4	24.1	70.0	4.1	2.9	1.5	2.0	1.0	0.3

MISC. STATS

Category	2024-25	Career*
10+ Points	7	48
20+ Points	0	0
30+ Points	0	0
40+ Points	0	0
Double-Doubles	0	4
10+ Rebounds	0	1
10+ Assists	0	1
Led NU in Scoring	0	0
Led NU in Reb.	4	4
Led NU in Assists	9	9

SEASON/CAREER HIGHS

Points	
Season:	18, UTRGV (11/4/24)
College Career:	19, Two times (last, 12/4/22)
Rebounds	
Season:	9, UTRGV (11/4/24)
College Career:	11, Arizona (12/1/22)
Field Goals	
Season:	6, Three times (1/22/25)
College Career:	7, at UNLV (1/27/21)
3-Point Field Goals	
Season:	2, Southern (12/30/24)
College Career:	3, at Air Force (1/2/21)
Free Throws	
Season:	8, Rutgers (1/16/25)
College Career:	Same
Free Throw Attempts	
Season:	10, Rutgers (1/16/25)
College Career:	Same
Assists	
Season:	6, Two times (last, 12/30/24)
College Career:	10, Four times (last, 12/5/23)
Steals	
Season:	4, UTRGV (11/4/24)
College Career:	6, Eastern Washington (11/6/23)
Blocks	
Season:	1, Three times (last, 1/7/25)
College Career:	2, Oregon State (2/3/22)
Minutes Played	
Season:	35:29, at Iowa (1/7/25)
College Career:	38:15, Stanford (2/3/23)



NICK JANOWSKI

FRESHMAN • GUARD • 6-4 • 200 • PEWAUKEE, WIS. • PEWAUKEE, HIGH SCHOOL

- True freshman who could see time at either spot in the backcourt
- Led Pewaukee High School to three state titles and a runner-up finish in his four seasons, as he totaled 2,297 career points to rank in top 20 in Wisconsin state history
- Averaged 20.1 points, 3.4 assists, and 5.4 rebounds per game for his career while hitting 294 3-pointers in his prep career
- Was a consensus top-150 recruit who averaged 30.8 points, 8.8 rebounds and 4.4 assists per game to lead Pewaukee to a 30-5 record in 2023-24
- Posted five 40-point games as a senior including a career-high 46-point game, and had a triple-double in the state semifinals against West Salem with 31 points, 10 rebounds and 10 assists
- Earned first-team all-state honors as a junior, averaging 23.2 points, 4.9 assists, 6.5 rebounds and 1.4 steals per game as Pewaukee went 27-3
- Played AAU for Phenom U in the EYBL circuit, helping his team to the Peach Jam in 2021 and 2022, including an Elite Eight finish in 2022
- Selected Nebraska over a host of schools including Iowa State, Wisconsin, Marquette and USC

2024-25 HONORS

CAREER STATS

MISC. STATS

Category	2024-25	Career
10+ Points	0	0
20+ Points	0	0
30+ Points	0	0
40+ Points	0	0
Double-Doubles	0	0
10+ Rebounds	0	0
10+ Assists	0	0
Led NU in Scoring	0	0
Led NU in Reb.	0	0
Led NU in Assists	0	0

2024-25 GAME BY GAME

SEASON/CAREER HIGHS

- Points
Season:
College Career:
- Rebounds
Season:
College Career:
- Field Goals
Season:
College Career:
- 3-Point Field Goals
Season:
College Career:
- Free Throws
Season:
College Career:
- Free Throw Attempts
Season:
College Career:
- Assists
Season:
College Career:
- Steals
Season:
College Career:
- Blocks
Season:
College Career:
- Minutes Played
Season:
College Career:



2024-25 HONORS

CALE JACOBSEN

SOPHOMORE • GUARD • 6-4 • 200 • ASHLAND, NEB. • ASHLAND-GREENWOOD

- Third-year walk-on who provides size in the Husker backcourt and could play several positions, as he has played in 14 games
- Split a pair of free throws in 3:30 of action at No. 18 Wisconsin
- Had two assists, two rebounds and a steal in nine minutes of work against Southern
- Grabbed a rebound in three minutes off the bench against Indiana and played six minutes in the win over Murray State
- Was impactful in the win over North Florida with three points and career highs in assists (three), steals (two), blocks (two) and minutes (16)
- Played a season-high 11 minutes against South Dakota, finishing with one rebound and an assist in the win over the Coyotes
- Played the final 1:06 of the first half as a defensive replacement against No. 14 Creighton
- Provided a spark off the bench against FDU with two points, four rebounds and two assists in seven minutes
- Played in 20 contests in 2023-24, totaling 14 points, three rebounds and five assists in 55 minutes of action
- Saw his most extensive action of the season against South Carolina State, setting personal bests in points (four), rebounds (two), assists (one) and minutes (13)
- Redshirted his first season at Nebraska
- Led Ashland-Greenwood to a 27-1 record and a class C-1 state title, averaging 17.9 points, 5.8 rebounds, 6.1 assists and 3.6 steals per game as a senior
- First-team All-Nebraska selection set the Class C-1 state tournament record with a 43-point performance in a win over Kearney Catholic
- Finished his four-year varsity career with 1,481 career points, 544 rebounds, 340 assists and 261 steals despite suffering a torn ACL in his first game of his junior season
- Chose to walk-on at Nebraska after turning down scholarship offers from North Dakota and Holy Cross
- Played three seasons of football, playing quarterback as a freshman and junior while hauling in 23 passes for 486 yards and nine scores as a sophomore

CAREER STATS

				Field Goals		3-Point		F-Throws		Rebounds								Scoring		
SEASON	TEAM	GP-GS	MIN/AVG	FG-FGA	FG%	3FG-3FGA	3FG%	FT-FTA	FT%	OFF	DEF	TOT	AVG	PF-FO	A	TO	BLK	STL	PTS	AVG
2023-24	Nebr	20-0	55/2.8	5-10	.500	1-3	.333	3-6	.500	0	3	3	0.2	5-0	5	2	0	1	14	0.7
2024-25	Nebr	14-0	70/5.0	3-10	.300	1-7	.143	2-3	.667	2	8	10	0.7	3-0	8	6	2	4	9	0.6
TOTAL		34-0	125/3.7	8-20	.400	2-10	.200	5-9	.556	2	11	13	0.4	8-0	13	8	2	5	23	0.7

MISC. STATS

Category	2024-25	Career
10+ Points	0	0
20+ Points	0	0
30+ Points	0	0
40+ Points	0	0
Double-Doubles	0	0
10+ Rebounds	0	0
10+ Assists	0	0
Led NU in Scoring	0	0
Led NU in Reb.	0	0
Led NU in Assists	0	0

SEASON/CAREER HIGHS

Points	
Season:	3, Two times (last, 12/7/24)
College Career:	4, South Carolina State (12/29/23)
Rebounds	
Season:	4, FDU (11/13/24)
College Career:	Same
Field Goals	
Season:	1, Three times (last, 12/7/24)
College Career:	1, Eight times (last, 12/7/24)
3-Point Field Goals	
Season:	1, at Michigan State (12/7/24)
College Career:	1, Two times (last, 12/7/24)
Free Throws	
Season:	1, North Florida (12/1/24)
College Career:	2, South Carolina State (12/29/23)
Free Throw Attempts	
Season:	1, North Florida (12/1/24)
College Career:	2, Two times (last, 12/29/23)
Assists	
Season:	3, North Florida (12/1/24)
College Career:	Same
Steals	
Season:	2, North Florida (12/1/24)
College Career:	Same
Blocks	
Season:	2, North Florida (12/1/24)
College Career:	Same
Minutes Played	
Season:	16:03, North Florida (12/1/24)
College Career:	Same

2024-25 GAME BY GAME

			Total		3-Pointers		Free throws		Rebounds											
Opponent	Date	GS	MIN	FG-FGA	PCT	3FG-3FGA	PCT	FT-FTA	PCT	OFF	DEF	TOT	AVG	PF	A	TO	BLK	STL	PTS	AVG
FDU	11/13/2024		06:44	1-2	.500	0-1	.000	0-0	.000	2	2	4	4.0	0	2	0	0	1	2	2.0
at Creighton	11/22/2024		01:06	0-0	.000	0-0	.000	0-0	.000	0	0	0	2.0	0	0	0	0	0	0	1.0
South Dakota	11/27/2024		10:35	0-3	.000	0-2	.000	0-0	.000	0	1	1	1.7	1	1	0	0	0	0	0.7
North Florida	12/01/2024		16:03	1-2	.500	0-1	.000	1-1	1.000	0	1	1	1.5	1	3	1	2	2	3	1.3
at Michigan St.	12/07/2024		09:13	1-3	.333	1-3	.333	0-0	.000	0	1	1	1.4	0	0	1	0	0	3	1.6
Indiana	12/13/2024		02:37	0-0	.000	0-0	.000	0-0	.000	0	1	1	1.3	0	0	0	0	0	0	1.3
vs Murray St.	12/22/2024		05:41	0-0	.000	0-0	.000	0-0	.000	0	0	0	1.1	0	0	1	0	0	0	1.1
at Hawaii	12/23/2024		00:31	0-0	.000	0-0	.000	0-0	.000	0	0	0	1.0	0	0	0	0	0	0	1.0
vs Oregon St.	12/25/2024		00:09	0-0	.000	0-0	.000	0-0	.000	0	0	0	0.9	0	0	0	0	0	0	0.9
Southern U.	12/30/2024		08:57	0-0	.000	0-0	.000	0-0	.000	0	2	2	1.0	0	2	1	0	1	0	0.8
UCLA	01/04/2025		00:42	0-0	.000	0-0	.000	0-0	.000	0	0	0	0.9	0	0	0	0	0	0	0.7
at Iowa	01/07/2025		01:06	0-0	.000	0-0	.000	0-0	.000	0	0	0	0.8	0	0	2	0	0	0	0.7
at Purdue	01/12/2025		02:47	0-0	.000	0-0	.000	0-0	.000	0	0	0	0.8	1	0	0	0	0	0	0.6
at Wisconsin	01/26/2025		03:30	0-0	.000	0-0	.000	1-2	.500	0	0	0	0.7	0	0	0	0	0	1	0.6
Totals			0 69:41	3-10	.300	1-7	.143	2-3	.667	2	8	10	0.7	3	8	6	2	4	9	0.6

Player Averages

Games Played	Minutes/game	Points/game	FG Pct	3FG Pct	FT Pct	Rebounds/game	Assists/game	Turnovers/game	Assist/Turnover ratio	Steals/game	Blocks/game
14	5.0	0.6	30.0	14.3	66.7	0.7	0.6	0.4	1.3	0.3	0.1



2024-25 HONORS

BRAXTON MEAH

SENIOR • CENTER • 7-1 • 265 • LAYTON, UTAH • WASHINGTON

- Washington transfer who provides rim protection and a defensive presence after starting for the Huskies for the last two seasons
- Averages 3.2 points per game on 77 percent shooting and 3.6 rebounds per game
- Grabbed four rebounds and dished out two assists in 12 minutes against USC
- Matched his season high with six rebounds and added six points against Rutgers
- Grabbed five rebounds and blocked two shots in 15 minutes of work against Southern
- Played a key role in the win at Hawai'i with six points, five boards and a block in 21 minutes, as NU was +14 with him on the court
- Had four points and three rebounds in 15 minutes in the victory over Indiana
- Totaled five points, four boards and two assists in 14 minutes in the win over North Florida
- Finished with a season-high 12 points on 6-of-6 shooting and five boards in the win over South Dakota
- Grabbed six rebounds and added a steal while helping limit Ryan Kalkbrenner without a field goal in NU's 74-63 win over No. 14 Creighton
- Totaled three rebounds and a blocked shot in 21 minutes against Saint Mary's after missing the FDU game because of an injury
- Finished with nine points, four rebounds and a blocked shot against Bethune-Cookman
- Played in all 32 games in 2023-24 and averaged 5.3 points and 5.3 rebounds per game, as he paced the Huskies in field goal percentage (.770) and blocks (27)
- Totaled three double-doubles and had six games in double figures including a 19-point, eight-rebound, five-block effort against UCLA
- Played through the 2023-24 season with a wrist injury which eventually required off-season surgery
- Was named to the Pac-12 all-defensive team in 2022-23, as he ranked in the top 10 in the Pac-12 in both blocked shots (fifth) and rebounding (seventh) while averaging 8.8 points, 7.2 rebounds and 1.6 blocks per game
- Began his career at Fresno State, where he played in 52 games over his first two collegiate seasons
- Played for San Joaquin Memorial as a junior during the 2018-19 season for Coach Brad Roznovsky, averaging 11.3 points, 10.1 rebounds and 3.0 blocks per game en route to a 22-11 record and the Central Section Division II title
- Did not play as a senior because he started his high school eligibility clock by enrolling while still junior-high age, which is allowed in Utah
- Played his AAU ball with the Las Vegas Prospects and Coach Quincy Pondexter on the EYBL circuit

CAREER STATS

				Field Goals		3-Point		F-Throws		Rebounds									Scoring	
SEASON	TEAM	GP-GS	MIN/AVG	FG-FGA	FG%	3FG-3FGA	3FG%	FT-FTA	FT%	OFF	DEF	TOT	AVG	PF-FO	A	TO	BLK	STL	PTS	AVG
2020-21	Fresno	23-0	219/9.5	26-40	.650	0-0	.000	12-29	.414	26	26	52	2.3	34-1	2	8	11	4	64	2.8
2021-22	Fresno	32-0	258/8.1	29-37	.784	0-0	.000	13-29	.448	17	53	70	2.2	40-0	2	23	13	2	71	2.2
2022-23	UW	31-31	846/27.3	108-153	.706	0-0	.000	58-84	.690	72	150	222	7.2	89-4	18	47	50	15	274	8.8
2023-24	UW	32-16	541/16.9	67-87	.770	0-0	.000	34-69	.493	44	127	171	5.3	77-5	10	34	27	7	168	5.3
2024-25	Nebr	18-18	270/15.0	27-35	.771	0-0	.000	3-11	.273	20	44	64	3.6	31-0	16	19	7	6	57	3.2
TOTAL FOR Nebr		18-18	270/15.0	27-35	.771	0-0	.000	3-11	.273	20	44	64	3.6	31-0	16	19	7	6	57	3.2
TOTAL		136-65	2134/15.7	257-352	.730	0-0	.000	120-222	.541	179	400	579	4.3	271-10	48	131	108	34	634	4.7

MISC. STATS

Category	2024-25	Career*
10+ Points	1	23
20+ Points	0	2
30+ Points	0	0
40+ Points	0	0
Double-Doubles	0	6
10+ Rebounds	0	10
10+ Assists	0	0
Led NU in Scoring	0	0
Led NU in Reb.	0	0
Led NU in Assists	0	0

*-includes Washington and Fresno State

SEASON/CAREER HIGHS

Points	
Season:	12, South Dakota (11/27/24)
College Career:	21, Stanford (1/12/23)
Rebounds	
Season:	6, Two times (1/16/25)
College Career:	14, Two times (last, 2/22/24)
Field Goals	
Season:	6, South Dakota (11/27/24)
College Career:	9, UCLA (1/1/23)
3-Point Field Goals	
Season:	None
College Career:	None
Free Throws	
Season:	1, Bethune-Cookman (11/9/24)
College Career:	6, UC San Diego (11/28/23)
Free Throw Attempts	
Season:	3, Two times (last, 1/16/26)
College Career:	7, Three times (last, 2/22/24)
Assists	
Season:	2, Five times (last, 1/22/25)
College Career:	3, Three times (last, 1/14/23)
Steals	
Season:	2, vs. Murray State (12/22/24)
College Career:	2, Five times (last, 2/17/24)
Blocks	
Season:	2, Southern (12/30/24)
College Career:	6, Cal Poly (12/13/22)
Minutes Played	
Season:	21:11, South Dakota (11/27/24)
College Career:	42:05, Arizona State (1/26/23)

2024-25 GAME BY GAME

Opponent	Date	GS	MIN	Total		3-Pointers		Free throws		Rebounds				PF	A	TO	BLK	STL	PTS	AVG
				FG-FGA	PCT	3FG-3FGA	PCT	FT-FTA	PCT	OFF	DEF	TOT	AVG							
UTRGV	11/04/2024	*	10:17	0-2	.000	0-0	.000	0-3	.000	1	3	4	4.0	2	2	2	0	0	0.0	
Bethune-Cookman	11/09/2024	*	20:14	4-6	.667	0-0	.000	1-1	1.000	1	3	4	4.0	2	1	2	1	0	4.5	
vs Saint Mary's (CA)	11/17/2024	*	20:34	0-1	.000	0-0	.000	0-0	.000	2	1	3	3.7	1	0	3	1	0	3.0	
at Creighton	11/22/2024	*	11:11	0-0	.000	0-0	.000	0-0	.000	1	5	6	4.3	4	0	0	0	1	2.3	
South Dakota	11/27/2024	*	21:11	6-6	1.000	0-0	.000	0-0	.000	1	4	5	4.4	2	1	0	0	1	12.4	
North Florida	12/01/2024	*	14:45	2-2	1.000	0-0	.000	1-2	.500	0	4	4	4.3	2	2	2	0	5	4.3	
at Michigan St.	12/07/2024	*	10:50	0-1	.000	0-0	.000	0-0	.000	1	1	2	4.0	4	0	1	0	1	3.7	
Indiana	12/13/2024	*	15:22	2-2	1.000	0-0	.000	0-0	.000	0	3	3	3.9	1	0	3	0	0	4.3	
vs Murray St.	12/22/2024	*	15:11	1-1	1.000	0-0	.000	0-0	.000	1	2	3	3.8	1	1	2	0	2	3.6	
at Hawaii	12/23/2024	*	21:07	3-4	.750	0-0	.000	0-0	.000	2	3	5	3.9	1	1	1	1	0	6.3	
vs Oregon St.	12/25/2024	*	15:53	0-0	.000	0-0	.000	0-0	.000	1	1	2	3.7	3	1	0	0	0	3.5	
Southern U.	12/30/2024	*	15:13	1-2	.500	0-0	.000	1-1	1.000	3	2	5	3.8	2	0	2	2	0	3.4	
UCLA	01/04/2025	*	15:18	1-1	1.000	0-0	.000	0-1	.000	1	2	3	3.8	1	0	0	0	1	2.3	
at Iowa	01/07/2025	*	16:34	2-2	1.000	0-0	.000	0-0	.000	0	2	2	3.6	2	2	0	0	0	4.3	
at Purdue	01/12/2025	*	14:36	2-2	1.000	0-0	.000	0-0	.000	1	0	1	3.5	1	1	1	1	0	4.3	
Rutgers	01/16/2025	*	16:34	3-3	1.000	0-0	.000	0-3	.000	3	3	6	3.6	1	2	0	1	0	6.3	
at Maryland	01/19/2025	*	03:46	0-0	.000	0-0	.000	0-0	.000	0	2	2	3.5	0	0	0	0	0	3.4	
Southern California	01/22/2025	*	11:31	0-0	.000	0-0	.000	0-0	.000	1	3	4	3.6	1	2	0	0	0	3.2	
Totals		18	270:06	27-35	.771	0-0	.000	3-11	.273	20	44	64	3.6	31	16	19	7	6	57	3.2

Player Averages

Games Played	Minutes/ game	Points/ game	FG Pct	3FG Pct	FT Pct	Rebounds/ game	Assists/ game	Turnovers/ game	Assist/Turnover ratio	Steals/ game	Blocks/ game
18	15.0	3.2	77.1	0.0	27.3	3.6	0.9	1.1	0.8	0.3	0.4



HENRY BURT

SOPHOMORE • FORWARD • 6-7 • 222 • OMAHA, NEB. • ELKHORN SOUTH

- Third-year sophomore walk-on who provides depth in the frontcourt as he has made four appearances
- Played the final minute of the win over South Dakota and the final 2:06 of the win over North Florida
- Had a basket as he played the final 1:40 in the win over FDU
- Saw action in seven games in 2023-24, tallying two points and three rebounds in 10 minutes of work
- Scored his first career basket against Florida A&M and grabbed rebounds against Florida A&M, Stony Brook and Michigan
- Helped Elkhorn South to a 16-9 record and the school's first-ever Class A (largest class) state tournament appearance in 2022
- Honorable-mention Class A all-state pick after averaging 12.6 points and 6.1 rebounds per game

2024-25 HONORS

MISC. STATS

Category	2024-25	Career
10+ Points	0	0
20+ Points	0	0
30+ Points	0	0
40+ Points	0	0
Double-Doubles	0	0
10+ Rebounds	0	0
10+ Assists	0	0
Led NU in Scoring	0	0
Led NU in Reb.	0	0
Led NU in Assists	0	0

SEASON/CAREER HIGHS

Points	
Season:	2, FDU (11/13/24)
College Career:	2, Two times (last, 11/13/24)
Rebounds	
Season:	
College Career:	1, Three times (last, 2/10/23)
Field Goals	
Season:	1, FDU (11/13/24)
College Career:	1, Two times (last, 11/13/24)
3-Point Field Goals	
Season:	
College Career:	None
Free Throws	
Season:	
College Career:	None
Free Throw Attempts	
Season:	
College Career:	2, Florida A&M (11/9/23)
Assists	
Season:	
College Career:	None
Steals	
Season:	
College Career:	None
Blocks	
Season:	
College Career:	None
Minutes Played	
Season:	1:40, FDU (11/13/24)
College Career:	2:37, Lindenwood (11/6/23)

CAREER STATS

			Field Goals			3-Point		F-Throws		Rebounds								Scoring		
SEASON	TEAM	GP-GS	MIN/AVG	FG-FGA	FG%	3FG-3FGA	3FG%	FT-FTA	FT%	OFF	DEF	TOT	AVG	PF-FO	A	TO	BLK	STL	PTS	AVG
2023-24	Nebr	7-0	10/1.4	1-2	.500	0-1	.000	0-2	.000	0	3	3	0.4	1-0	0	0	0	0	2	0.3
2024-25	Nebr	4-0	7/1.7	1-4	.250	0-1	.000	0-0	.000	0	0	0	0.0	1-0	0	0	0	0	2	0.5
TOTAL		11-0	16/1.5	2-6	.333	0-2	.000	0-2	.000	0	3	3	0.3	2-0	0	0	0	0	4	0.4

2024-25 GAME BY GAME

Opponent	Date	GS	MIN	Total		3-Pointers		Free throws		Rebounds				PF	A	TO	BLK	STL	PTS	AVG
				FG-FGA	PCT	3FG-3FGA	PCT	FT-FTA	PCT	OFF	DEF	TOT	AVG							
FDU	11/13/2024		01:40	1-2	.500	0-1	.000	0-0	.000	0	0	0	0.0	0	0	0	0	0	2	2.0
South Dakota	11/27/2024		00:56	0-0	.000	0-0	.000	0-0	.000	0	0	0	0.0	0	0	0	0	0	0	1.0
North Florida	12/01/2024		02:03	0-1	.000	0-0	.000	0-0	.000	0	0	0	0.0	1	0	0	0	0	0	0.7
Southern U.	12/30/2024		02:00	0-1	.000	0-0	.000	0-0	.000	0	0	0	0.0	0	0	0	0	0	0	0.5
Totals			0 06:39	1-4	.250	0-1	.000	0-0	.000	0	0	0	0.0	1	0	0	0	0	2	0.5

Player Averages

Games Played	Minutes/ game	Points/ game	FG Pct	3FG Pct	FT Pct	Rebounds/ game	Assists/ game	Turnovers/ game	Assist/Turnover ratio	Steals/ game	Blocks/ game
4	1.7	0.5	25.0	0.0	0.0	0.0	0.0	0.0	0.0	0.0	0.0



2024-25 HONORS

RIENK MAST

SENIOR • FORWARD • 6-10 • 260 • GRONINGEN, NETHERLANDS • BRADLEY

- All-Big Ten performer who will miss the 2024-25 season after knee surgery in May of 2024
- Was a third-team All-Big Ten honoree by the coaches, as he averaged 12.3 ppg, 7.5 rpg and 3.0 apg, leading NU in rebounding and assists
- Reached double figures 20 times in 2023-24, including a career-high 34 points vs. Ohio State, including six 3-pointers, along with 10 rebounds
- Totaled six double-doubles, which was the most by a Husker since 2007-08
- Spent the summer of 2023 playing for the Netherlands National Team as they tried to qualify for the 2024 Olympics. He averaged 6.0 points, 6.0 rebounds and 1.3 assists in the 2023 FIBA Olympic Pre-Qualifying Tournament and was second on the team in rebounds per game
- Played three seasons at Bradley, totaling 1,001 points and 657 rebounds after missing the 2019-20 season because of injury
- Earned first-team All-Missouri Valley Conference honors in 2022-23, leading Bradley in scoring (13.8 ppg) and rebounding (8.0 rpg) while shooting 51 percent from the floor and 35 percent from 3-point range.
- Graduated from Bradley with a degree in physics in May of 2023 and is working on a master's degree in applied science

CAREER STATS

				Field Goals		3-Point		F-Throws		Rebounds								Scoring		
SEASON	TEAM	GP-GS	MIN/AVG	FG-FGA	FG%	3FG-3FGA	3FG%	FT-FTA	FT%	OFF	DEF	TOT	AVG	PF-FO	A	TO	BLK	STL	PTS	AVG
2020-21	BRAD	28-19	657/23.4	93-192	.484	33-92	.359	21-29	.724	46	118	164	5.9	43-0	37	33	13	8	240	8.6
2021-22	BRAD	31-31	852/27.5	138-290	.476	27-95	.284	57-82	.695	81	180	261	8.4	54-0	44	49	29	17	360	11.6
2022-23	BRAD	29-29	834/28.8	162-313	.518	24-68	.353	53-72	.736	64	168	232	8.0	62-0	70	52	15	18	401	13.8
2023-24	Nebr	32-32	951/29.7	148-342	.433	42-122	.344	57-68	.838	61	180	241	7.5	63-1	95	58	16	13	395	12.3
TOTAL FOR Nebr		32-32	951/29.7	148-342	.433	42-122	.344	57-68	.838	61	180	241	7.5	63-1	95	58	16	13	395	12.3
TOTAL		120-111	3294/27.5	541-1137	.476	126-377	.334	188-251	.749	252	646	898	7.5	222-1	246	192	73	56	1396	11.6

2024-25 GAME BY GAME

MISC. STATS

Category	2024-25	Career*
10+ Points	0	76
20+ Points	0	12
30+ Points	0	2
40+ Points	0	0
Double-Doubles	0	26
10+ Rebounds	0	30
10+ Assists	0	0
Led NU in Scoring	0	6
Led NU in Reb.	0	15
Led NU in Assists	0	6

*Includes Bradley

SEASON/CAREER HIGHS

Points	
Season:	
College Career:	34, Ohio State (1/23/24)
Rebounds	
Season:	
College Career:	16, Florida A&M (11/9/23)
Field Goals	
Season:	
College Career:	13, Ohio State (1/23/24)
3-Point Field Goals	
Season:	
College Career:	6, Ohio State (1/23/24)
Free Throws	
Season:	
College Career:	7, Two times (last, 12/17/22)
Free Throw Attempts	
Season:	
College Career:	9, Two times (last, 12/17/22)
Assists	
Season:	
College Career:	8, Michigan (2/10/24)
Steals	
Season:	
College Career:	3, Two times (last, 12/22/22)
Blocks	
Season:	
College Career:	3, Two times (last, 3/3/23)
Minutes Played	
Season:	
College Career:	38, Three times (last, 2/1/24)

2024-25 BOXSCORES

NEBRASKA 87, UTRGV 67



Official Basketball Box Score - Final
UTRGV at Nebraska
11/04/24 Pinnacle Bank Arena, Lincoln
2024-25 Men's Basketball

Game Time: 7:01 PM
Game Duration: 2:06
Attendance: 14,305

Officials: Kelly Pfeifer, Chad Barlow, Jourdan Love

UTRGV - 67

Record: 0-1

NO.	Name	Min	FG	3P	FT	Rebounds	Fouls	TP	AS	TO	ST	Blocks	BS	BA
3	Dekedran Thorn	F 25:41	4-10	3-7	0-0	0 3 3	4 1	11	1	4	0	0	1	-11
33	Tommy Gankhyag	C 19:06	4-5	3-4	0-1	1 2 3	4 1	11	1	3	0	0	0	-8
10	Cliff Davis	G 30:11	4-12	4-10	0-0	2 5 7	3 0	12	0	1	0	0	1	-8
4	Hasan Abdul Hakim	G 28:55	2-7	0-4	0-0	1 6 7	3 2	4	6	1	2	0	0	-18
25	Trey Miller	G 22:27	2-6	0-3	2-2	1 1 2	4 3	6	1	7	0	0	0	-26
4	K.T. Raimey	27:47	5-13	2-8	2-2	0 1 1	0 4	14	0	1	1	0	0	-7
5	Howie Fleming Jr.	15:39	2-4	1-2	2-4	1 1 1	2 3	7	2	2	0	0	0	-8
12	Kwo Agwa	05:32	0-0	0-0	0 1 1	4 0	0 0	0	0	0	0	0	0	-5
23	Isaiah Barganier	03:21	0-2	0-0	0 0 0	1 0	0 0	0	0	0	1	0	0	-3
21	Marshall Destremna	10:45	0-0	0-0	0 2 2	4 1	0 0	1	0	0	0	0	0	0
2	Jaylen Washington	10:37	1-3	0-1	0-0	0 1 1	0 0	2	0	0	0	0	0	-6
Team						1 1 2	0 0	0	0	0	0	0	0	0
Totals			24-62	13-41	6-9	9 23 32	27 15	67	11	20	4	0	2	-20

Technical Fouls: NONE

Shooting By Period		
1 st FG%	11-30	36.7%
3PT%	8-25	32.0%
FT%	6-9	66.7%
2 nd FG%	13-32	40.6%
3PT%	5-16	31.3%
FT%	0-0	0%
GMFG%	24-62	38.7%
3PT%	13-41	31.7%
FT%	6-9	66.7%

Dead Ball Rebounds: 1, 0

Nebraska - 87

Record: 1-0

NO.	Name	Min	FG	3P	FT	Rebounds	Fouls	TP	AS	TO	ST	Blocks	BS	BA
4	Juwan Gary	F 25:22	2-8	1-4	4-4	2 2 4	2 2	9	0	2	1	0	0	26
9	Berke Buyukuncel	F 26:35	3-4	0-0	0-0	1 5 6	3 1	6	2	1	2	0	0	21
34	Braxton Meah	C 10:17	0-2	0-0	0-3	1 3 4	2 3	0	2	2	0	0	0	5
3	Brice Williams	G 27:47	8-18	1-6	10-11	1 4 5	0 6	27	0	2	0	0	0	8
24	Rollie Worster	G 29:25	6-7	1-1	5-9	2 7 9	1 9	18	3	3	4	1	0	21
23	Andrew Morgan	20:22	3-6	0-0	4-6	2 3 5	3 4	10	0	0	0	0	0	6
0	Connor Essegian	23:16	4-5	3-4	2-2	0 4 4	1 2	13	2	2	1	0	0	15
2	Ahron Ulis	10:35	0-1	0-1	0-0	1 1 2	1 0	0	2	0	1	0	0	-1
12	Gavin Griffiths	13:59	2-5	0-3	0-0	1 2 3	1 0	4	0	0	0	1	0	4
1	Sam Holberg	12:23	0-1	0-0	0-0	0 0 0	1 0	0	1	0	0	0	0	-5
Team						0 0 0	0	0	0	0	0	0	0	0
Totals			28-57	6-19	25-35	11 31 42	15 27	87	11	13	9	2	0	20

Technical Fouls: NONE

Shooting By Period		
1 st FG%	12-23	52.2%
3PT%	2-7	28.6%
FT%	16-23	69.6%
2 nd FG%	16-34	47.1%
3PT%	4-12	33.3%
FT%	9-12	75%
GMFG%	28-57	49.1%
3PT%	6-19	31.6%
FT%	25-35	71.4%

Dead Ball Rebounds: 5, 0

UTRGV		NEB
Biggest lead	2 (1 st 9:30)	20 (2 nd 0:18)
Best Scoring Run	7 (2 nd 9:14)	12 (2 nd 2:40)
Lead Changes	10	
Times Tied	5	
Time with Lead	03:21	33:20

Points from	UTRGV	NEB
Turnovers	11	26
Paint	18	40
Second Chance	15	10
Fast Breaks	0	9
Bench	23	27

Period by Period Scoring			
	1st	2nd	TOT
UTRGV	36	31	67
NEB	42	45	87

NEBRASKA 63, BETHUNE-COOKMAN 58



Official Basketball Box Score - Final
Bethune-Cookman at Nebraska
11/09/24 Pinnacle Bank Arena, Lincoln
2024-25 Men's Basketball

Game Time: 7:01 PM
Game Duration: 2:05
Attendance: 15,138

Officials: Jeffrey Anderson, Amy Bonner, Scott Brown

Bethune-Cookman - 58

Record: 0-2

No.	Name	Min	FG	3P	FT	Rebounds	Fouls	TP	AS	TO	ST	Blocks	BS	BA	+/
12	Jesus Carralero Martin	F 34:21	4-9	1-5	0-0	0 4 4	2 1	9	4	5	2	2	0	0	-8
15	Reggie Ward Jr.	F 25:14	2-5	1-1	4-5	2 5 7	5 3	9	0	3	0	1	1	4	
22	Daniel Rouzan	F 15:34	2-5	0-1	0-0	0 2 2	2 0	4	0	0	0	0	0	0	-10
2	Brayon Freeman	G 22:47	3-11	2-6	0-0	0 3 3	1 1	8	0	3	2	0	1	0	-9
5	Gianini Hunt	G 35:32	4-8	2-4	0-0	3 3 6	3 3	10	4	6	0	0	0	0	-3
33	David Onanina	16:12	2-5	0-0	1-2	0 4 4	4 0	5	0	1	0	2	0	6	
21	Jarrell Love	03:51	0-1	0-0	0-0	1 0 1	1 1	0	0	2	0	0	0	0	-7
32	Jerome Beya	04:19	0-1	0-0	0-0	0 0 0	2 0	0	0	0	0	0	0	0	-4
1	Trey Thomas	24:34	3-12	2-5	0-0	0 2 2	1 2	8	2	2	1	1	0	1	0
3	Seneca Willoughby	04:28	0-0	0-0	0-0	1 0 1	0 0	0	0	0	0	0	0	0	-2
10	Kali Camara	13:08	2-5	1-4	0-0	4 3 7	2 2	5	1	0	0	0	0	0	8
Team						1 1 2	0 0	0	0	0	0	0	0	0	0
Totals			22-62	9-26	5-7	12 27 39	23 13	58	11	22	5	5	4	-5	

Technical Fouls: NONE

Shooting By Period		
1 st FG%	10-28	35.7%
3PT%	4-10	40.0%
FT%	0-0	0%
2 nd FG%	12-34	35.3%
3PT%	5-16	31.3%
FT%	5-7	71.4%
GMFG%	22-62	35.5%
3PT%	9-26	34.6%
FT%	5-7	71.4%

Dead Ball Rebounds: 2, 0

Nebraska - 63

Record: 2-0

No.	Name		Min	FG	3P	FT	Rebounds	Fouls	TP	AS	TO	ST	Blocks	BS	BA	+/
4	Juwan Gary	F	31:19	4-10	0-1	3-4	2 7 9	0 2	11	1	1	5	0	0	0	0
9	Berke Buyukuncel	F	25:31	2-6	0-3	2-2	2 5 7	0 3	6	0	1	0	2	0	8	0
34	Braxton Meah	C	20:14	4-6	0-0	1-1	1 3 4	2 2	9	1	2	0	1	1	-3	-3
3	Brice Williams	G	25:54	2-6	2-4	4-5	1 2 3	3 6	10	2	6	1	0	0	-2	-2
24	Rollie Worster	G	23:19	1-5	1-3	2-2	1 0 1	0 1	5	2	5	2	0	1	9	9
0	Connor Essegian		14:11	2-6	0-3	4-4	1 1 2	1 3	8	0	1	0	0	0	1	3
2	Ahron Ulis		16:41	1-5	0-3	3-4	3 2 5	2 2	5	1	0	0	0	0	-4	-4
23	Andrew Morgan		11:15	2-4	0-0	2-3	0 3 3	2 3	6	0	2	0	1	1	8	8
12	Gavin Griffiths		13:12	1-2	1-2	0-0	2 2 2	3 0	3	3	0	0	0	0	7	7
1	Sam Holberg		18:24	0-5	0-3	0-1	0 2 2	1 1	0	1	0	3	0	1	-1	-1
Team							2 1 3	0 0	0	0	0	0	0	0	0	0
Totals				19-55	4-22	21-26	13 28 41	14 23	63	11	18	11	4	5	5	5

Technical Fouls: Ulis 2nd 10:21

BEC		NEB
Biggest lead	6 (1 st 14:54)	16 (2 nd 13:55)
Best Scoring Run	8 (2 nd 10:21)	9 (2 nd 13:55)
Lead Changes	2	
Times Tied	2	
Time with Lead	08:34	26:17

Points from	BEC	NEB
Turnovers	12	21
Paint	24	30
Second Chance	8	11
Fast Breaks	4	19
Bench	18	22

Period by Period Scoring			
	1st	2nd	TOT
BEC	24	34	58
NEB	29	34	63

NEBRASKA 86, FDU 60



Official Basketball Box Score - Final
FDU at Nebraska
11/13/24 Pinnacle Bank Arena, Lincoln, Neb.
2024-25 Men's Basketball

Game Time: 7:01 PM
Game Duration: 1:57
Attendance: 14,473

Officials: Earl Walton, Michael Irving, Rob Kueneman

FDU - 60

Record: 1-3

NO.	Name	Min	FG M-A	3P M-A	FT M-A	Rebounds Rb Ovr Trt	Fouls Fou Pld	TP	AS	TO	ST	Blocks BS	BA	+/
7	Bismark Nsiah	F 22:41	1-2	0-0	0-1	0 2 2	3 1	2	1	2	0	0	0	-10
13	Jo'el Emanuel	F 29:45	4-10	0-5	2-2	0 4 4	3 1	10	4	0	0	0	0	-15
2	Terrence Brown	G 35:55	9-18	2-4	3-4	0 8 8	2 6	23	1	4	3	0	2	-20
8	Ahmed Barba-Bey	G 26:34	3-8	3-4	1-2	0 2 2	4 3	10	3	1	0	0	1	-27
20	Dylan Jones	G 32:19	4-11	2-8	0-0	2 1 3	0 0	10	1	2	0	1	0	-21
24	Brayden Reynolds	19:45	1-3	0-1	0-0	2 3 5	3 1	2	1	4	1	2	0	-8
12	Cameron Tweedy	15:43	1-4	0-0	1-2	1 3 3	2 3	1	1	2	0	3	-2	
35	Jacob Warren	05:10	0-0	0-0	0-0	0 0 0	1 0	0	0	0	0	0	0	-15
1	Jameel Morris	07:00	0-1	0-1	0-0	0 0 0	1 0	0	0	1	0	0	0	-6
15	Josiah Francis	03:10	0-0	0-0	0-0	0 1 1	2 0	0	0	1	0	0	0	-3
5	Chidube Elwommadu	01:58	0-0	0-0	0-0	0 0 0	0 0	0	0	0	0	0	0	-3
Team						1 2 3	0 0	0	1	0	0	0	0	
Totals			23-57	7-23	7-11	7 24 31	21 15	60	12	17	6	3	6	-26

Technical Fouls: NONE

Shooting By Period		
1 st FG%	14-32	43.8%
3PT%	3-10	30.0%
FT%	14-17	82.4%
2 nd FG%	14-33	42.4%
3PT%	4-13	30.8%
FT%	3-4	75%
GMFG%	23-57	40.4%
3PT%	7-23	30.4%
FT%	7-11	63.6%

Dead Ball Rebounds: 2, 0

Nebraska - 86

Record: 3-0

NO.	Name	Min	FG	3P	FT	Rebounds	Fouls	TP	AS	TO	ST	Blocks	BS
-----	------	-----	----	----	----	----------	-------	----	----	----	----	--------	----

2024-25 BOXSCORES

NEBRASKA 74, NO. 14 CREIGHTON 63



Official Basketball Box Score - Final
Nebraska at #14 Creighton
11/29/24 CHI Health Center Omaha, Omaha
2024-25 Creighton Men's Basketball

Game Time: 7:01 PM
Game Duration: 2:11
Attendance: 18,475

Officials: Pat Driscoll, James Breeding, Keith Kimble

Record: 4-1												
NO. Name	Min	FG M-A	3P M-A	FT M-A	Rebounds OR DR TOT	Fouls PF FO	TP	AS	TO	ST	Blocks BS BA	+/-
4 Juwan Gary	F 33:43	6-13	2-5	2-2	2 5 7	4 1 16	1	0	2	0	0	11
9 Berke Buyuktuncel	F 22:26	4-7	1-3	3-4	1 8 9	4 3 12	2	2	2	0	0	8
34 Braxton Meah	C 11:11	0-0	0-0	0-0	1 5 6	4 1 0	0	0	0	1	0	9
3 Brice Williams	G 31:25	4-12	0-1	8-8	0 2 2	1 5 16	0	1	1	0	0	1
24 Rolie Worster	G 30:20	4-11	0-2	3-4	1 3 4	4 2 11	2	1	2	0	2	4
23 Andrew Morgan	18:36	1-3	0-1	0-2	2 2 4	2 2 2	3	1	1	0	0	1
0 Connor Essegian	21:20	4-6	1-2	6-9	0 2 2	0 4 15	0	0	0	0	0	1
2 Ahron Ulis	11:08	1-3	0-1	0-1	0 0 0	0 1 1	2	0	1	1	0	5
1 Sam Hoberg	14:53	0-1	0-0	0-0	0 2 2	3 0 0	0	0	0	0	1	0
12 Gavin Griffiths	03:52	0-1	0-0	0-0	0 1 1	0 0 0	0	0	1	0	0	0
31 Cale Jacobsen	01:06	0-0	0-0	0-0	0 0 0	0 0 0	0	0	0	0	0	5
Team					0 0 0	0 0 0						
Totals		24-57	4-16	22-30	7 30 37	22 19 74	8	7	10	1	3	11

Technical Fouls: NONE

Record: 4-1												
NO. Name	Min	FG M-A	3P M-A	FT M-A	Rebounds OR DR TOT	Fouls PF FO	TP	AS	TO	ST	Blocks BS BA	+/-
41 Isaac Traudt	F 14:50	0-2	0-0	0-0	0 3 3	0 0 0	0	0	1	0	0	-12
11 Ryan Kalkbrenner	C 38:37	0-1	0-1	4-8	5 6 11	4 10 4	2	1	0	1	0	-8
1 Steven Ashworth	G 35:28	4-13	4-13	4-4	0 0 1	2 4 16	4	7	0	0	0	-10
2 Pop Isaacs	G 34:30	7-18	5-12	6-8	0 7 7	4 4 25	1	3	1	0	0	-10
8 Kamiya Neal	G 35:16	4-8	1-4	1-1	0 4 4	2 1 10	4	2	2	1	0	-9
23 Mason Miller	14:33	0-3	0-3	0-0	2 2 2	4 0 0	0	1	2	0	0	3
13 Jackson McAndrew	17:10	2-6	2-6	0-0	2 5 5	2 1 8	0	0	0	0	1	2
33 Fredrick King	01:23	0-0	0-0	0-0	0 1 1	1 0 0	0	0	0	0	0	-3
0 Jaseen Green	07:01	0-0	0-0	0-0	0 0 0	0 2 0	0	0	0	1	0	-3
9 Ty Davis	00:40	0-1	0-1	0-0	0 0 0	0 0 0	0	0	0	0	0	-2
12 Shane Thomas	00:32	0-0	0-0	0-0	0 0 0	0 0 0	0	0	0	0	0	-3
Team					1 2 3	0 0 1						
Totals		17-52	12-42	17-23	8 29 37	19 22 63	12	17	4	3	1	-11

Technical Fouls: NONE

	NEB	CU							
Biggest lead	18 (1 st 2:53)	0 (1 st 20:00)	Points from	NEB	CU	Period by Period Scoring			
Best Scoring Run	11 (1 st 2:53)	6 (1 st 1:32)	Turnovers	22	7				
			Paint	28	10				
Lead Changes			Second Chance	9	3				
Times Tied		1	Fast Breaks	4	12				
Time with Lead	38:11	00:00	Bench	19	8	CU	24	39	63

NEBRASKA 103, NORTH FLORIDA 72



Official Basketball Box Score - Final
Nebraska at North Florida at Nebraska
12/01/24 Hinkle Bank Arena, Lincoln
2024-25 Men's Basketball

Game Time: 3:07 PM
Game Duration: 1:48
Attendance: 15,369

Officials: Keith Kimble, Verne Harris, Jason Phillips

Record: 5-3												
NO. Name	Min	FG M-A	3P M-A	FT M-A	Rebounds OR DR TOT	Fouls PF FO	TP	AS	TO	ST	Blocks BS BA	+/-
10 Josh Harris	F 14:52	3-6	0-1	2-4	0 4 4	2 4 8	0	0	0	0	0	-17
0 Jasai Miles	G 29:17	6-16	2-8	0-1	1 7 8	2 1 14	3	1	1	0	1	-17
2 Nate Litteras	G 25:47	6-9	4-7	1-1	1 2 3	5 2 17	0	1	0	0	0	-13
4 Jaylen Smith	G 21:48	3-6	2-5	4-4	1 1 2	3 12 6	5	0	0	0	0	-11
33 Oscar Berry	G 18:20	2-4	2-4	0-0	0 0 0	3 0 6	0	0	1	0	0	-8
7 Liam Murphy	19:16	3-12	3-10	1-2	1 4 5	1 1 10	0	0	0	0	1	-9
11 Karmir Onil	20:12	0-5	0-5	0-0	0 1 1	2 1 0	1	0	0	0	0	-21
3 Mason Lee	15:54	1-1	1-1	0-0	0 0 0	2 0 3	0	3	1	1	0	-13
55 Ametri Moss	18:12	1-3	0-0	0-0	2 3 5	0 0 2	3	3	0	0	1	-20
5 Dante Oliver	12:11	0-2	0-2	0-0	0 2 2	1 0 0	0	0	2	0	0	-16
24 Nestor Dyachok	04:11	0-1	0-0	0-0	0 0 0	1 1 0	0	0	0	0	0	-10
Team					3 2 5	0 0 0						
Totals		25-65	14-43	8-12	10 27 37	19 12 72	13	16	2	1	4	-31

Technical Fouls: NONE

Record: 6-1												
NO. Name	Min	FG M-A	3P M-A	FT M-A	Rebounds OR DR TOT	Fouls PF FO	TP	AS	TO	ST	Blocks BS BA	+/-
4 Juwan Gary	F 23:14	7-12	1-4	3-4	1 4 5	1 4 18	0	0	0	2	0	16
34 Braxton Meah	C 14:45	2-2	0-0	1-2	0 4 4	2 3 5	2	2	0	0	0	22
0 Connor Essegian	G 21:12	8-10	6-8	0-0	0 4 4	2 1 22	2	1	2	0	0	17
3 Brice Williams	G 31:01	6-11	2-5	3-3	0 1 1	1 4 17	6	1	0	0	0	21
24 Rolie Worster	G 15:56	2-4	0-0	0-0	0 2 2	0 0 4	3	0	0	0	0	12
23 Andrew Morgan	17:22	5-11	0-1	3-6	3 6 9	1 4 13	0	0	0	0	0	1
1 Sam Hoberg	15:32	3-3	1-1	0-0	0 3 3	0 0 7	1	0	4	0	0	14
2 Ahron Ulis	22:01	4-7	1-2	1-2	0 1 1	1 1 10	3	0	2	0	0	17
12 Gavin Griffiths	18:48	1-4	0-2	0-0	1 3 4	2 0 2	2	1	2	0	1	14
31 Cale Jacobsen	16:03	1-2	0-1	1-1	0 1 1	1 2 3	3	0	2	2	0	17
8 Jeff Grace	02:03	1-2	0-0	0-0	0 1 1	0 0 2	0	0	0	0	0	2
35 Henry Burt	02:03	0-1	0-0	0-0	0 0 0	0 0 0	0	0	0	0	0	2
Team					1 2 3	0 0 0						
Totals		40-69	11-24	12-16	6 32 38	12 19 103	22	6	12	4	1	31

Technical Fouls: NONE

	NFL	NEB							
Biggest lead	3 (1 st 19:20)	31 (2 nd 1:41)	Points from Turnovers	NFL	NEB	Period by Period Scoring			
Best Scoring Run	7 (2 nd 14:15)	15 (1 st 14:40)	Paint	22	58	1st	2nd	TOT	
Lead Changes		1	Second Chance	11	9	NFL	32	40	72
Times Tied		1	Fast Breaks	0	8	NEB	53	50	103
Time with Lead	00:41	38:15	Bench	15	37				

NEBRASKA 96, SOUTH DAKOTA 79



Official Basketball Box Score - Final
South Dakota at Nebraska
11/27/24 Private Bank Arena, Lincoln
2024-25 Men's Basketball

Game Time: 5:35 PM
Game Duration: 2:03
Attendance: 15,172

Officials: Brian Dorsey, Edwin Young, Brian McNitt

Record: 6-3												
NO. Name	Min	FG M-A	3P M-A	FT M-A	Rebounds OR DR TOT	Fouls PF FO	TP	AS	TO	ST	Blocks BS BA	+/-
54 Cameron Fens	C 24:12	3-5	0-0	2-2	2 1 3	1 1 8	1	0	0	1	0	-8
1 Kaleb Stewart	G 21:47	3-10	2-7	0-0	0 5 5	0 0 1	8	3	1	1	0	3
3 Max Burchill	G 14:03	1-1	0-0	0-0	1 0 1	1 0 2	1	4	0	0	0	-14
9 Chase Forte	G 21:16	7-14	3-7	3-4	0 0 0	3 2 20	0	3	1	0	0	-22
23 Paul Bruns	G 27:49	2-6	2-6	0-0	0 5 2	0 0 6	3	0	1	0	0	-21
11 Quadire Bullock	25:27	5-12	0-3	6-8	2 1 3	1 6 16	1	2	3	0	1	-8
21 Jake Brack	12:54	0-1	0-1	0-2	0 1 1	3 1 0	0	0	0	0	0	2
12 Isaac Bruns	21:04	3-7	1-3	5-7	1 1 2	3 12	0	0	0	0	0	-7
32 Ashton Smith	12:56	0-0	0-0	0-0	1 5 6	2 0 0	0	1	0	1	0	-7
2 Shay Eberwein	16:38	2-4	0-1	3-4	1 2 3	2 2 7	3	1	0	1	0	0
0 Mayuom Buom	01:54	0-0	0-0	0-0	0 0 0	0 0 0	0	0	0	0	0	-3
Team					1 3 4	0 0 0						
Totals		26-60	8-28	19-27	9 24 33	16 16 79	12	12	6	3	2	-17

Technical Fouls: NONE

Record: 5-1												
NO. Name	Min	FG M-A	3P M-A	FT M-A	Rebounds OR DR TOT	Fouls PF FO	TP	AS	TO	ST	Blocks BS BA	+/-
4 Juwan Gary	F 02:22	0-1	0-1	0-0	0 1 1	0 0 0	0	0	0	0	0	0
9 Berke Buyuktuncel	F 12:29	2-3	0-1	2-2	3 3 6	0 1 6	3	3	1	0	0	11
34 Braxton Meah	C 21:11	6-6	0-0	0-0	1 4 5	0 0 12	1	0	1	0	0	25
3 Brice Williams	G 27:14	7-11	4-6	3-4	0 0 0	4 2 21	4	2	3	0	0	25
24 Rolie Worster	G 28:36	1-4	0-1	4-5	0 8 8	1 4 6	6	1	1	1	0	20
0 Connor Essegian	32:36	10-22	6-15	3-3	0 2 2	2 2 29	5	1	0	0	1	19
23 Andrew Morgan	17:53	1-3	1-1	5-6	4 3 7	1 4 8	2	1	0	1	0	13
1 Sam Hoberg	23:47	4-6	1-2	0-0	0 2 2	1 1 9	1	2	3	0	0	11
2 Ahron Ulis	11:24	1-4	1-2	0-1	1 1 2	0 0 3	1	2	1	0	1	-1
12 Gavin Griffiths	10:01	1-5	0-2	0-0	1 3 4	0 0 2	0	0	0	0	0	-9
31 Cale Jacobsen	10:35	0-3	0-2	0-0	0 1 1	1 1 0	0	1	0	0	0	-4
8 Jeff Grace	00:56	0-0	0-0	0-0	1 0 1	0 0 0	0	0	0	0	0	-2
35 Henry Burt	00:56	0-0	0-0	0-0	0 0 0	0 0 0	0	0	0	0	0	-2
Team					3 1 4	0 0 0						
Totals		33-68	13-33	17-21	14 29 43	16 16 96	24	12	10	2	3	17

Technical Fouls: NONE

	SDK	NEB		Points from	SDK	NEB		Period by Period Score
Biggest lead	0 (1 st 20:00)	23 (2 nd 17:35)	Turnovers	18	12			1 st 2 nd 3 rd 4 th
Best Scoring Run	7 (1 st 6:57)	10 (1 st 5:26)	Paint	36	38			SDK 35 44 70 75
Lead Changes	0		Second Chance	13	7			NEB 54 42 55 50
Times Tied	1		Fast Breaks	7	12			
Time with Lead	00:00	39:28	Bench	35	51			

2024-25 BOXSCORES

NEBRASKA 85, INDIANA 68



Official Basketball Box Score - Final
Indiana at Nebraska
12/13/24 Pinnacle Bank Arena, Lincoln
2024-25 Men's Basketball

Game Time: 7:03 PM
Game Duration: 2:06
Attendance: 14,635

Officials: Earl Walton, Doug Simmons, Kelly Pfeifer

Indiana - 68

Record: 8-3 (1-1)

NO.	Name		Min	FG M-A	3P M-A	FT M-A	Rebounds OR DR TOT	Fouls PF FD	TPs F-T	AS	TO	ST	Blocks BS	BA	+/-			
5	Malik Reneau	F	19:42	3-6	0-1	6-8	2 1 3	4 4	12	1	0	0	0	0	-14			
21	Mackenzie Mgbako	F	13:21	1-4	0-1	0-0	2 3 5	3 0	2	1	0	0	1	0	-5			
11	Oumar Ballo	C	31:04	3-4	0-0	2-4	4 7 11	2 3	8	1	2	0	1	0	-16			
1	Myles Rice	G	28:19	8-13	1-4	3-4	1 2 3	4 3	20	1	3	4	0	0	-20			
32	Trey Galloway	G	32:26	3-12	3-9	1-2	1 0 1	1 2 10	3	2	0	0	0	0	-24			
8	Bryson Tucker		24:36	1-9	1-5	2-2	2 3 5	0 3 5	0	1	1	0	0	1	0			
9	Kanaan Carlyle		13:25	1-7	0-5	0-0	0 1 1	3 0 2	2	1	1	0	0	1	10			
10	Luke Goode		27:14	3-10	3-10	0-0	2 2 4	3 1 9	1	0	1	0	1	0	-18			
3	Anthony Leal		09:53	0-0	0-0	0-0	0 1 1	0 0 0	0	0	0	0	0	0	1			
Team						1	0	1			0							
Totals				23-65	8-35	14-20	15	20	35	20	16	68	10	9	7	3	1	-17

Technical Fouls: NONE

Nebraska - 85

Record: 7-2 (1-1)

NO.	Name	Min	FG	3P	FT	Rebounds	Fouls	TP	AS	TO	ST	Blocks	BS	+/-			
			M-A	M-A	M-A	OR DR TOT	PF FD										
4	Juwan Gary	F 31:50	5-10	2-4	2-3	1	4	5	4	14	1	2	0	0	1	21	
9	Berke Buyuktuncel	F 20:04	2-3	1-1	0-0	0	5	5	3	0	5	3	2	0	0	3	
34	Braxton Meah	C 15:22	2-2	0-0	0-0	0	3	3	1	2	4	0	3	0	0	4	
3	Brice Williams	G 34:25	10-15	2-3	8-11	0	6	6	1	7	30	5	2	1	0	2	25
24	Rollie Worster	G 18:20	2-3	0-1	0-0	0	2	2	3	1	4	2	1	1	0	0	18
23	Andrew Morgan	17:56	4-5	0-0	2-4	2	3	5	2	2	10	1	1	1	0	0	9
0	Connor Essegian	27:42	4-7	2-3	3-4	0	3	3	1	2	13	0	1	0	0	0	6
2	Ahron Ulis	16:41	1-4	1-2	0-2	0	2	2	1	1	3	2	1	1	0	0	-7
1	Sam Holberg	15:03	0-0	0-0	2-2	0	1	1	0	1	2	2	1	1	0	0	4
31	Cale Jacobsen	02:37	0-0	0-0	0-0	0	1	1	0	0	0	0	0	0	0	0	2
Team						2	0	2			0	0					
Totals			30-49	8-14	17-26	6	29	35	16	20	85	16	14	5	1	3	17

Technical Fouls: NONE

	IND	NEB
Biggest lead	4 (1 st 11:09)	17 (2 nd 0:30)
Best Scoring Run	8 (1 st 11:09)	10 (2 nd 3:31)
Lead Changes	6	
Times Tied	5	
Time with Lead	05:08	32:49

Points from	IND	NEB
Turnovers	14	14
Paint	24	36
Second Chance	10	8
Fast Breaks	12	4
Bench	16	28

Period by Period Scoring	1st	2nd	TOT
IND	41	27	68
NEB	44	41	85

Shooting By Period	1st FG%	2nd FG%	3P%	FT%	GMFG%
1st FG%	13-29 44.8%				
3P%	5-15 33.3%				
FT%	10-14 71.4%				
2nd FG%	10-36 27.8%				
3P%	3-20 15.0%				
FT%	4-6 66.7%				
GMFG%	23-65 35.4%				
3P%	8-35 22.9%				
FT%	14-20 70.0%				

Dead Ball Rebounds: 4, 0

NEBRASKA 66, MURRAY STATE 49



Official Basketball Box Score - Final
Nebraska at Murray St.
12/22/24 Simpfl Arena at Stan Sheriff Center, Honolulu
2024-25 Men's Basketball

Game Time: 4:00 PM
Game Duration: 1:54
Attendance: 5,049

Officials: Keith Kimble, John Floyd, Crystal Hogen

Nebraska - 66

Record: 8-2

NO.	Name		Min	FG	3P	FT	Rebounds			Fouls	TP	AS	TO	ST	Blocks	BS	+/-	
				M-A	M-A	M-A	OR	DR	TOT	PF	FD							
4	Juwan Gary	F	22:45	2-8	0-0	5-5	0	3	3	4	4	9	1	0	0	1	21	
9	Berke Buyuktuncel	F	25:31	3-6	0-2	0-0	2	7	9	2	1	6	0	1	1	1	6	
34	Braxton Meah	C	15:11	1-1	0-0	0-0	1	2	3	1	2	2	1	2	2	0	4	
3	Brice Williams	G	29:31	4-10	1-3	0-0	0	2	2	2	0	9	2	2	2	1	0	
24	Rollie Worster	G	23:46	4-5	0-1	3-4	1	6	7	2	5	11	1	2	0	0	7	
0	Connor Essegian		32:05	5-13	5-10	0-0	0	2	2	0	0	15	0	3	0	0	13	
23	Andrew Morgan		22:55	6-7	0-0	0-0	1	11	12	1	0	12	0	2	0	1	0	
1	Sam Holberg		22:35	1-3	0-1	0-0	0	1	1	0	0	2	1	1	1	0	8	
31	Cale Jacobsen		05:41	0-0	0-0	0-0	0	0	0	0	0	0	1	0	0	0	3	
Team							1	0	1			0	1					
Totals				26-53	6-17	8-9	6	34	40	12	12	66	6	15	6	4	3	17

Technical Fouls: NONE

Murray St. - 49

Record: 6-5

NO.	Name	Min	FG	3P	FT	OR	DR	TOT	Fouls	PF	TP	AS	TO	ST	BS	Blocks	BA	+/-															
23	Nick Ellington	F 21:21	0-2	0-0	1-4	1	4	5	2	3	1	0	0	0	0	0	0	-14															
0	Kylen Milton	G 33:52	7-15	3-7	2-4	0	4	4	1	5	19	1	1	2	0	0	0	-14															
7	AJ Ferguson	G 37:19	2-7	1-4	3-4	0	3	3	2	2	8	1	1	2	0	1	0	-8															
9	Terence Harcum	G 34:01	1-13	1-8	0-0	0	0	0	0	2	0	3	1	1	0	0	0	-11															
24	JaCobi Wood	G 34:18	3-11	1-5	0-0	1	2	3	0	0	7	5	5	0	0	0	1	-16															
13	Aiden Applewhite	09:31	1-2	1-2	2-2	0	1	1	3	1	5	0	0	0	0	0	0	-8															
2	KyeRon Lindsay	18:39	3-4	0-0	0-1	3	4	7	2	1	6	0	1	0	2	1	0	-13															
11	Justin Morgan	10:59	0-1	0-1	0-0	0	0	0	0	0	0	1	0	0	0	0	0	-11															
Team						2		1	3																								
Totals			17-55			7-27		8-15		7		19		26		12		12		49		7		10		5		3		4		-17	

Technical Fouls: NONE

	Neb	Murray
Biggest lead	23 (2 nd 18:50)	0 (1 st 20:00)
Best Scoring Run	16 (1 st 9:05)	7 (1 st 7:44)
Lead Changes	0	0
Times Tied	0	0
Time with Lead	38:44	00:00

Points from	Neb	Murray
Turnovers	7	7
Paint	32	18
Second Chance	4	8
Fast Breaks	4	7
Bench	29	11

Period by Period Scoring	1st	2nd	TOT
Neb	34	32	66
Murray	14	35	49

NEBRASKA 69, HAWAII 55



Official Basketball Box Score - Final
Nebraska at Hawaii
12/23/24 Simpfl Arena at Stan Sheriff Center, Honolulu
2024-25 Men's Basketball

Game Time: 6:30 PM
Game Duration: 1:57
Attendance: 4,511

Officials: Bart Lennox, Edwin Young, Anthony Burris

Nebraska - 69

Record: 9-2

NO.	Name	Min	FG M-A	3P M-A	FT M-A	Rebounds OR DR TOT	Fouls PF FD	TP	AS	TO	ST	Blocks BS BA	+/-
4	Juwan Gary	F 31:01	8-10	3-4	2-2	1 3 4	4 2 21	0	3	1	2	0	19
9	Berke Buyuktuncel	F 27:42	1-7	0-3	0-1	4 5 9	2 2 2	1	1	3	1	0	16
34	Braxton Meah	C 21:07	3-4	0-0	0-0	2 3 5	1 2 6	1	1	0	1	0	14
3	Brice Williams	G 33:33	10-18	4-5	8-8	0 2 2	1 6 32	3	2	2	0	0	16
24	Rollie Worster	G 32:43	2-9	0-3	0-0	0 1 4	5 1 4	3	3	0	0	0	14
0	Connor Essegian	20:48	1-4	0-1	0-0	1 1 2	0 0 2	0	0	0	0	1	5
1	Sam Holberg	20:35	1-2	0-1	0-0	0 0 0	1 2 2	1	1	1	0	0	4
23	Andrew Morgan	12:01	0-1	0-0	0-0	0 1 1	3 0 0	1	0	1	0	0	-5
31	Cale Jacobsen	00:31	0-0	0-0	0-0	0 0 0	0 0 0	0	0	0	0	0	-3
Team						0 0 0	0	0	1				
Totals			26-55	7-17	10-11	9 19 28	13 15 69	10 12 8	4 1 14				

Technical Fouls: NONE

Hawaii - 55

Record: 7-4

NO.	Name	Min	FG	3P	FT	Rebounds	Fouls	TP	AS	TO	ST	Blocks	BS	BA	+/-			
			M-A	M-A	M-A	OR DR TOT	PF FD											
5	Gytis Nemeška	F 23:42	0-5	0-4	1-2	0	4	4	2	3	1	0	2	0	1	0	-19	
32	Tanner Christensen	C 22:03	0-1	0-0	3-4	0	4	4	2	3	0	0	0	0	0	0	-11	
0	Kody Williams	G 23:54	5-5	0-0	0-0	0	1	1	1	1	10	2	5	0	0	0	-4	
4	Marcus Greene	G 25:24	4-10	3-6	0-0	1	1	2	2	0	11	0	2	0	0	1	-14	
22	Ryan Rapp	G 32:13	4-11	0-4	1-2	2	2	4	1	2	9	1	1	3	0	0	-14	
2	Tom Beattie	25:35	2-7	0-1	0-0	0	0	0	1	0	4	1	0	1	0	3	-5	
20	Jerome Palm	07:34	0-0	0-0	0-0	0	1	1	1	0	0	1	0	0	0	0	-2	
14	Harry Roulidatoff	14:46	2-2	0-0	3-5	1	1	2	3	7	1	1	0	0	0	0	0	
34	Akira Jacobs	19:34	3-6	2-5	2-2	2	1	3	2	1	10	0	1	0	0	0	2	
30	Aaron Hunkin-Clayton	03:50	0-0	0-0	0-0	0	1	1	0	0	0	0	1	0	0	0	-3	
6	Osia Obasohan	00:28	0-0	0-0	0-0	0	0	0	0	0	0	0	0	0	0	0	0	
8	AJ Economou	00:28	0-0	0-0	0-0	0	0	0	0	0	0	0	0	0	0	0	0	
10	Logan Robeson	00:28	0-0	0-0	0-0	0	0	0	0	0	0	0	0	0	0	0	0	
Team						3	2	5	0	0	2							
Totals			20:47	5-20	10-15	9	18	27	15	13	55	5	16	4	1	4	1	-14

NEBRASKA 77, SOUTHERN 43



Official Basketball Box Score - Final
Southern U. at Nebraska
12/30/24 Pinnacle Bank Arena, Lincoln
2024-25 Men's Basketball

Game Time: 8:10 PM
Game Duration: 1:59
Attendance: 14,855

Officials: Earl Walton, Anthony Burris, Daniel Nguyen

Southern U. - 43

Record: 5-8

NO. Name	Min	FG M-A	3P M-A	FT M-A	Rebounds OR DR TOT	Fouls PF FO	TP	AS	TO	ST	Blocks BS BA	+/	
1 DaMarnee Jones	F 24:42	1-5	0-1	0-2	2 2 4	2 3	2	1	1	0	1	0	-27
8 Dionjah Thomas	F 19:08	3-7	0-0	0-1	4 0 4	4 2	6	0	1	1	0	2	-7
2 Joe Manning	G 15:08	1-6	0-1	0-2	1 3 4	4 2	2	3	0	0	0	1	-5
4 Derrick Tezeno	G 25:51	3-5	0-0	0-4	3 3 6	1 4	8	1	1	2	2	0	-27
11 Jordan Johnson	G 15:59	0-7	0-1	1-2	0 3 3	0 1	1	0	0	0	0	0	-17
0 Brentley Noel	G 13:30	1-4	0-1	1-2	0 0 2	2 2	3	0	0	1	1	1	-18
0 Andre Nunley	24:52	0-3	0-2	0-1	2 6 8	1 2	0	2	0	3	0	0	-20
3 Cam Amboree	22:16	1-9	0-4	0-0	0 0 0	2 0	2	2	2	0	0	0	-26
12 AJ Barnes	07:22	0-1	0-0	0-0	0 1 1	1 0	0	1	1	1	0	0	-9
24 PJ Dobiul	16:54	2-6	0-0	0-2	0 4 4	0 1	6	0	1	1	2	1	-8
5 Jayce Depron	14:18	5-14	3-9	0-0	0 0 0	0 0	13	0	0	0	0	0	-6
Team					3 0 3		0		0				
Totals		17-67	3-24	6-16	17 22 39	17 17	43	10	8	9	4	5	-34

Technical Fouls: NONE

Nebraska - 77

Record: 11-2

NO. Name	Min	FG M-A	3P M-A	FT M-A	Rebounds OR DR TOT	Fouls PF FO	TP	AS	TO	ST	Blocks BS BA	+/-
4 Juwan Gary	F 22:52	3-8	1-4	2-4	0 2 2	3 2 9	3	0	1	0	1	16
9 Berke Buyuktuncel	F 29:39	2-7	1-5	1-2	1 8 9	1 2 6	1	1	0	2	0	30
34 Braxton Meah	C 15:13	1-2	0-0	1-1	3 2 5	2 5 3	0	2	0	2	0	10
3 Brice Williams	G 29:45	3-5	1-3	4-5	1 6 7	2 2 11	4	5	1	0	0	22
24 Rollee Worster	G 26:33	3-7	2-3	0-1	1 3 4	0 2 8	6	0	0	0	1	18
0 Connor Essegian	26:45	6-13	6-12	2-2	0 6 6	4 1 20	3	0	3	0	0	13
23 Andrew Morgan	14:55	4-5	0-0	2-3	1 2 3	1 2 10	1	1	0	0	0	12
1 Sam Holberg	17:29	1-2	0-1	0-0	0 4 4	3 1 2	5	1	0	0	0	12
31 Cale Jacobsen	08:57	0-0	0-0	0-0	0 2 2	0 0 0	2	1	1	0	0	14
12 Gavin Griffiths	03:54	3-3	2-2	0-0	0 2 2	1 0 8	0	0	0	1	0	9
8 Jeff Grace	02:00	0-0	0-0	0-0	0 0 0	0 0 0	0	0	0	0	0	7
35 Henry Burt	02:00	0-1	0-0	0-0	0 0 0	0 0 0	0	0	0	0	1	7
Team					1 3 4		0		0			
Totals		26-53	13-30	12-18	8 40 48	17 17 77	22	14	3	5	4	34

Technical Fouls: NONE

	SOU	NEB
Biggest lead	0 (1 st 20:00)	34 (2 nd 0:11)
Best Scoring Run	9 (2 nd 5:49)	11 (1 st 5:08)
Lead Changes	0	
Times Tied	0	
Time with Lead	00:00	39:04

Points from	SOU	NEB
Turnovers	8	9
Paint	22	22
Second Chance	12	5
Fast Breaks	6	7
Bench	24	40

Period by Period Scoring	1st	2nd	TOT
SOU	15	28	43
NEB	39	38	77

NEBRASKA 66, NO. 15 UCLA 58



Official Basketball Box Score - Final
UCLA at Nebraska
01/06/25 Pinnacle Bank Arena, Lincoln
2024-25 Men's Basketball

Game Time: 1:10 PM
Game Duration: 2:11
Attendance: 15,167

Officials: Paul Szek, Randy Richardson, D.J. Christensen

UCLA - 58

Record: 11-3 (2-1)

NO. Name		Min	FG M-A	3P M-A	FT M-A	Rebounds OR DR TOT	Fouls PF FO	TP	AS	TO	ST	Blocks BS BA	+/-	
34 Tyler Bilodeau	F	33:12	6-9	1-3	2-2	1 4 5	3 2	15	0	1	0	0	-2	
0 Kobe Johnson	G	32:31	3-9	1-6	1-1	2 9 11	5 1	8	3	2	1	0	3	
2 Dylan Andrews	G	18:39	1-6	0-4	0-0	0 3 3	3 0	2	1	4	0	0	-4	
12 Sebastian Mack	G	28:28	3-11	0-4	3-5	1 2 3	5 7	9	6	4	3	0	2	
55 Sky Clark	G	30:41	4-8	0-3	1-1	2 1 3	3 2	9	1	1	0	0	-8	
1 Trent Perry		09:37	0-1	0-0	0-0	0 1 1	0 0	0	0	1	0	0	-10	
15 Adlay Mara		11:05	2-2	0-0	1-2	0 1 1	2 1	5	1	0	1	2	0	
8 Dominick Harris		08:29	0-2	0-2	0-0	0 1 1	2 1	0	0	2	0	0	-9	
10 Lazar Stefanovic		27:19	3-9	2-6	2-2	0 4 4	1 2	10	1	0	0	0	-12	
Team						0 2 2		0						
Totals			22-57	4-28	10-13	6 28 34	24 16	58	13	15	5	2	1	-8

Technical Fouls: NONE

Nebraska - 66

Record: 12-2 (2-1)

NO. Name	Min	FG M-A	3P M-A	FT M-A	Rebounds OR DR TOT	Fouls PF FO	TP	AS	TO	ST	Blocks BS BA	+/-	
4 Juwan Gary	F 28:04	3-7	3-5	1-2	1 3 4	2 2	10	0	1	2	1	1	5
9 Berke Buyuktuncel	F 22:30	1-8	1-3	1-2	3 6 9	4 2	4	0	3	0	0	0	-2
34 Braxton Meah	C 15:18	1-1	0-0	0-1	1 2 3	1 2	2	0	0	1	0	0	-11
3 Brice Williams	G 33:24	2-12	1-5	11-12	0 6 6	1 8	16	2	3	1	0	0	-1
24 Rollee Worster	G 26:40	3-9	1-3	4-4	0 4 4	1 2	11	2	0	0	0	0	3
0 Connor Essegian	20:41	0-6	0-6	2-2	0 3 3	0 1	2	3	1	2	0	0	24
23 Andrew Morgan	21:01	4-5	0-1	4-4	2 1 3	4 6	12	1	5	1	0	0	11
1 Sam Holberg	22:22	2-3	1-2	2-2	0 3 3	2 1	7	2	0	3	0	0	10
2 Ahron Uls	09:19	1-1	0-0	0-0	0 0 0	1 0	2	1	0	0	0	0	1
31 Cale Jacobsen	00:42	0-0	0-0	0-0	0 0 0	0 0	0	0	0	0	0	0	0
Team					2 2 4		0						
Totals		17-52	7-25	25-29	9 30 39	16 24	66	11	13	10	1	2	8

Technical Fouls: NONE

	UCL	NEB
Biggest lead	7 (1 st 16:30)	13 (2 nd 7:15)
Best Scoring Run	15 (1 st 6:09)	15 (1 st 9:56)
Lead Changes	9	
Times Tied	4	
Time with Lead	13:33	21:24

Points from	UCL	NEB
Turnovers	13	17
Paint	26	20
Second Chance	2	11
Fast Breaks	6	10
Bench	15	23

Period by Period Scoring	1st	2nd	TOT
UCL	24	34	58
NEB	24	42	66

IOWA 97, NEBRASKA 87 (OT)



Official Basketball Box Score - Final
Nebraska at Iowa
01/07/25 Carver-Hawkeye Arena, Iowa City, Iowa
2024-25 Men's Basketball

Game Time: 7:00 PM
Game Duration: 2:16
Attendance: 7,812

Officials: Tim Connor, Michael Reed, Jason Phillips

Nebraska - 87

Record: 12-3 (2-2)

NO. Name		Min	FG M/A	3P M/A	FT M/A	Rebounds OR DR TOT	Fouls PF FO	TP	AS	TO	ST	BS Bk/Bs	+/-
4 Juwan Gary	F	36:17	5-21	0-3	3-4	8 5 13	4 2 13	1	2	2	1	2	-4
9 Berke Buyuktuncel	F	18:43	3-5	1-1	1-3	1 2 3	1 3 8	2	1	2	2	0	-9
34 Braxton Meah	C	16:34	2-2	0-0	0-0	0 2 2	2 1 4	2	0	0	0	0	1
3 Brice Williams	G	38:31	10-20	4-9	4-4	0 4 4	3 3 28	2	3	2	0	3	-8
24 Rollee Worster	G	35:29	6-9	0-1	2-7	1 3 4	2 5 14	1	1	2	1	0	-6
23 Andrew Morgan	20:27	3-5	1-2	1-2	2 2 4	0 2 8	0	0	0	0	0	0	-9
0 Connor Essegian	24:59	2-7	2-6	0-0	1 3 4	3 0 6	2	0	2	0	1	0	-4
1 Sam Holberg	25:19	2-2	1-1	1-2	0 5 5	5 1 6	3	4	1	0	0	0	-7
2 Ahron Uls	07:23	0-0	0-0	0-0	0 0 0	0 0 0	0	1	1	0	0	0	-7
31 Cale Jacobsen	01:06	0-0	0-0	0-0	0 0 0	0 0 0	0	2	0	0	0	0	-5
8 Jeff Grace	00:12	0-0	0-0	0-0	0 0 0	1 0 0	0	0	0	0	0	0	-1
Team					1 1 2		0						
Totals			33-71	9-23	12-22	14 27 41	21 17 87	14	14	11	4	6	10

Technical Fouls: NONE

Iowa - 97

Record: 11-4 (2-2)

NO. Name		FG	3P	FT	Reb	PF	PTS	TP	AS	TO	ST	Blocks	+/-
		M-A	M-A	M-A	OR DR TOT	FOU						BS BA	
13 Ladi Dembele	F 12:18	0-0	0-0	0-0	1 2 3	3 2	0	1	0	0	0	0	-5
20 Payton Sandfort	F 35:07	8-15	6-10	8-9	0 6 6	4 5	30	4	4	1	1	1	9
32 Owen Freeman	F 38:34	5-12	0-1	5-6	3 5 8	5 3	15	1	1	1	4	1	20
2 Brock Harding	G 38:41	1-8	1-5	5-6	1 3 4	2 6	8	7	6	0	0	0	11
4 Josh Dix	G 44:38	10-14	7-10	4-4	0 6 6	0 2	31	7	1	4	1	1	10
7 Seydou Traore	10:34	1-1	0-0	0-0	0 0 0	0 0	2	0	1	0	0	0	4
24 Pryce Sandfort	34:46	4-11	3-9	0-0	1 3 4	1 1	11	3	0	1	0	0	15
14 Bryce Kingsbury	08:58	0-0	0-0	0-0	0 2 2	2 2	0	0	0	0	0	0	-10
0 Even Brauns	01:23	0-0	0-0	0-0	0 0 0	0 0	0	0	0	0	0	0	-4
Team					0 3 3		0						
Totals		29-61	17-35	22-25	6 30 36	17 21	97	23	13	7	6	4	10

Technical Fouls: NONE

	NEB	IOWA
Biggest lead	15 (2 nd 14:54)	11 (1 st OT 3:33)
Best Scoring Run	14 (1 st 3:04)	9 (1 st OT 3:04)
Lead Changes	6	
Times Tied	5	
Time with Lead	22:18	18:56

Points from	NEB	IOWA
Turnovers	15	15
Paint	42	22
Second Chance	12	11
Fast Breaks	9	13
Bench	20	13

Period by Period Scoring	1st	2nd	OT1	TOT
NEB	34	42	11	87
IOWA	31	45	21	97

NO. 20 PURDUE 104, NEBRASKA 68



Official Basketball Box Score - Final
Nebraska at Purdue
01/12/25 Mackey Arena, West Lafayette
2024-25 Men's Basketball

Game Time: 12:00 PM
Game Duration: 1:43
Attendance: 14,876

Officials: Jeffrey Anderson, Doug Simons, Kevin Brl

Nebraska - 68

Record: 12-4 (2-3)

NO. Name	Min	FG M-A	3P M-A	FT M-A	Rebounds OR DR TOT	Fouls PF FO	TP	AS	TO	ST	Blocks BS BA	+/-
4 Juwan Gary	F 28:48	4-10	0-5	2-2	1 0 1	2 1	10	0	2	0	0	-27
6 Berke Bayraktuncel	F 28:19	3-5	2-5	0-0	0 3 3	1 2	8	1	2	4	1	-23
34 Brandon Meath	F 14:38	2-2	0-0	0-0	0 0 0	0 0	0	0	0	0	0	-1
3 Brice Williams	G 20:03	2-8	0-2	5-5	1 4 5	0 2	9	4	4	1	0	-24
24 Rollie Worster	G 15:27	2-4	0-2	1-1	0 2 2	1 1	5	1	1	0	0	-19
23 Andrew Morgan	16:45	1-3	0-0	0-0	0 0 0	1 0	2	1	3	0	0	-21
0 Connor Essegian	21:46	6-13	3-10	2-3	0 5 5	0 3	17	3	2	1	0	-15
1 Sam Holbert	23:00	3-3	1-1	0-0	1 0 1	2 0	7	4	1	2	0	-17
2 Ahron Ulys	15:25	3-4	0-1	0-0	0 0 0	1 0	6	1	0	0	0	-13
12 Gavin Griffiths	05:46	0-2	0-2	0-0	0 0 0	0 0	0	0	0	0	0	-4
8 Cate Jacobson	02:47	0-0	0-0	0-0	0 0 0	0 0	0	0	0	0	0	-2
0 Jeff Grace	01:18	0-0	0-0	0-0	0 0 0	0 0	0	0	0	0	0	-1
Team					0 2 2		0	0	0	0	0	-1
Totals		26-54	6-27	10-11	4 16 20	10 9	68	15	17	9	2	3

2024-25 BOXSCORES

RUTGERS 85, NEBRASKA 82



Official Basketball Box Score - Final
Rutgers at Nebraska
01/16/25 Pinnacle Bank Arena, Lincoln
2024-25 Men's Basketball

Game Time: 8:10 PM
Game Duration: 2:12
Attendance: 13,999

Officials: Terry Oglestey, Todd Austin, Delire Carr

Rutgers - 85

Record: 10-8 (3-4)

NO. Name	Min	FG M-A	3P M-A	FT M-A	Rebounds OR DR TOT	Fouls PF FD	TP	AS	TO	ST	Blocks BS BA	+/-
9 Dylan Grant	22:19	7-8	1-1	0-0	2 1 3	2 0	15	0	0	0	1 0	-10
24 Lathan Sommerville	C 14:54	1-4	0-0	0-0	0 0 0	4 1	2	0	1	0	0 0	-15
2 Dylan Harper	G 35:01	8-17	3-8	2-5	1 4 5	3 4	21	4	4	1	0 0	0
4 Ace Bailey	G 35:54	8-16	4-7	4-6	4 7 11	4 5	24	4	3	1	3 2	1
5 Tyson Acuff	G 08:08	0-2	0-0	0-0	1 0 1	0 0	0	0	0	0	0 0	-11
25 Jeremiah Williams	20:36	3-7	1-5	0-0	3 0 3	2 1	7	3	0	1	0 0	11
99 Zach Martini	18:12	4-5	3-4	0-0	1 1 2	1 0	11	1	0	0	1 0	14
1 Jamichael Davis	12:13	0-4	0-1	0-0	0 0 0	1 0	0	2	0	0	1 0	2
21 Emmanuel Ogbole	24:13	1-1	0-0	0-2	4 7 11	2 2	2	2	0	1	0 0	17
0 Jordan Derkack	08:30	1-3	0-1	1-1	1 2 3	1 2	3	0	0	0	0 0	6
Team					0 1 1	0	0					
Totals		33-67	12-29	7-14	17 23 40	20 15	85	16	8	4	6 2	3

Technical Fouls: NONE

Nebraska - 82

Record: 12-5 (2-4)

NO. Name	Min	FG M-A	3P M-A	FT M-A	Rebounds OR DR TOT	Fouls PF FD	TP	AS	TO	ST	Blocks BS BA	+/-
4 Juwan Gary	F 33:54	6-13	2-6	6-8	2 5 7	1 5	20	1	0	2	0 0	0
9 Berke Buyuktuncel	F 21:16	0-4	0-2	0-0	2 1 3	4 0	0	2	2	0	0 1	10
34 Braxton Meah	C 16:34	3-3	0-0	0-3	3 3 6	1 5	6	2	2	0	1 0	9
3 Brice Williams	G 35:22	8-15	3-7	2-2	1 3 4	1 2	21	3	2	0	1 1	-3
24 Rolife Worster	G 26:35	1-4	0-0	8-10	1 6 7	3 5	10	5	1	1	0 1	14
1 Sam Holberg	16:49	0-1	0-0	0-0	1 0 1	2 0	0	3	1	1	0 1	-14
23 Andrew Morgan	19:18	5-9	0-0	1-3	2 2 4	1 2	11	0	0	0	0 0	-11
0 Connor Essegian	23:38	4-11	4-7	0-0	2 2 2	1 0	12	1	0	0	0 2	-10
2 Ahron Ulis	06:23	1-2	0-0	0-1	2 2 2	1 1	2	0	0	1	0 0	-8
8 Jeff Grace	00:10	0-0	0-0	0-0	0 0 0	0 0	0	0	0	0	0 0	-2
Team					5 1 6	0	1					
Totals		28-62	9-22	17-27	19 23 42	15 20	82	17	7	5	2 6	-3

Technical Fouls: NONE

	RUT	NEB
Biggest lead	5 (2 nd 2:22)	9 (1 st 13:40)
Best Scoring Run	9 (2 nd 2:22)	8 (2 nd 17:32)
Lead Changes	13	
Times Tied	10	
Time with Lead	09:29	24:02
Points from Turnovers	RUT 12	NEB 8
Paint	40	30
Second Chance	19	25
Fast Breaks	8	6
Bench	23	25
Period by Period Scoring		
1st	2nd	TOT
RUT	40	85
NEB	37	82

MARYLAND 69, NEBRASKA 66



Official Basketball Box Score - Final
Nebraska at Maryland
01/16/25 XFINITY Center, College Park
2024-25 Men's Basketball

Game Time: 12:00 PM
Game Duration: 1:59
Attendance: 11,069

Officials: Michael Irving, Kelly Pfeifer, Thomas Nunez

Nebraska - 66

Record: 12-6 (2-5)

NO. Name	Min	FG M-A	3P M-A	FT M-A	Rebounds OR DR TOT	Fouls PF FD	TP	AS	TO	ST	Blocks BS BA	+/-
4 Juwan Gary	F 34:58	3-9	0-2	0-0	2 5 7	2 1	6	0	2	1	1 2	0
9 Berke Buyuktuncel	F 22:48	3-5	2-2	0-1	1 3 4	5 2	8	0	2	0	0 0	3
34 Braxton Meah	C 03:46	0-0	0-0	0-0	0 2 2	0 0	0	0	0	0	0 0	-4
3 Brice Williams	G 32:46	6-14	0-3	2-2	1 3 4	2 3	14	3	2	3	1 1	-9
24 Rolife Worster	G 24:54	2-5	0-0	0-0	1 1 1	1 0	4	1	1	1	0 1	-8
0 Connor Essegian	12:55	2-4	0-0	0-0	1 1 1	0 1	6	0	2	0	0 0	-3
23 Andrew Morgan	24:05	7-12	0-2	3-6	1 4 5	0 4	17	0	3	1	0 2	-7
1 Sam Holberg	16:21	3-3	2-2	0-0	0 1 1	3 0	8	1	0	0	0 0	7
2 Ahron Ulis	27:27	1-6	0-1	1-2	0 4 4	1 2	3	10	1	2	0 2	6
Team					4 3 7	0	0					
Totals		27-58	6-16	6-11	9 27 36	14 13	66	15	13	8	2 8	-3

Technical Fouls: NONE

Maryland - 69

Record: 14-5 (4-4)

NO. Name	Min	FG M-A	3P M-A	FT M-A	Rebounds OR DR TOT	Fouls PF FD	TP	AS	TO	ST	Blocks BS BA	+/-
9 Seltion Miguel	F 29:55	5-14	3-8	0-0	0 1 1	1 0	13	3	2	0	1 0	3
10 Julian Reese	F 32:05	4-8	0-0	0-0	2 8 10	4 2	8	1	0	2	4 0	5
25 Denik Queen	C 26:40	0-4	0-0	0-0	3 4 5	7 1	4	3	2	3	0 0	-11
0 Ja/Kobi Gillespie	G 36:28	8-15	5-9	1-2	0 0 0	2 2	22	5	2	4	0 0	8
1 Rodney Rice	G 32:16	5-10	2-7	3-4	1 1 2	1 3	15	2	2	1	1 0	6
8 Jayhton Young	09:50	0-0	0-0	0-0	1 1 1	0 0	0	1	0	0	0 0	-5
5 DeShawn Harris-Smith	11:58	1-1	0-0	0-0	0 1 1	0 0	2	1	1	1	0 0	-2
6 Tafara Gapare	09:38	2-4	0-1	0-0	1 1 1	2 0	4	0	1	0	0 0	1
22 Jordan Geronimo	11:10	1-2	0-0	0-2	3 4 7	1 3	2	0	0	0	2 0	11
Team					0 2 2	0	1					
Totals		26-58	10-25	7-12	8 24 32	13 14	69	15	12	8	6 2	3

Technical Fouls: NONE

		NEB	UMD	Period by Period Scoring					
Biggest lead	5 (1 st 3:20)	9 (2 nd 6:47)	Turnovers	14	13				
Best Scoring Run	9 (2 nd 1:02)	10 (2 nd 6:47)	Paint	32	24				
Lead Changes	6		Second Chance	9	3	NEB	35	31	66
Times Tied	6		Fast Breaks	6	8				
Time with Lead	04:47	30:53	Bench	34	8	UMD	37	32	69

USC 78, NEBRASKA 73



Official Basketball Box Score - Final
Southern California at Nebraska
01/22/25 Pinnacle Bank Arena, Lincoln
2024-25 Men's Basketball

Game Time: 8:12 PM
Game Duration: 2:02
Attendance: 14,492

Officials: Jeffrey Anderson, Earl Walton, D.J. Garstetter

Southern California - 78

Record: 12-7 (4-4)

NO. Name	Min	FG M-A	3P M-A	FT M-A	Rebounds OR DR TOT	Fouls PF FD	TP	AS	TO	ST	Blocks BS BA	+/-
0 Saint Thomas	F 38:24	5-10	0-2	1-2	2 3 5	1 2	11	4	0	2	1 1	9
33 Josh Cohen	F 18:10	2-3	0-0	2-3	1 2 3	2 4	6	2	0	0	0 0	4
1 Desmond Claude	G 39:42	8-18	1-2	4-6	1 2 3	0 4	21	6	3	1	0 1	6
6 Wesley Yates III	G 31:39	4-10	0-3	9-9	0 0 0	2 3	17	0	2	4	0 1	9
7 Chibuzo Ajibo	G 38:40	0-6	0-4	2-2	5 4 9	1 3	2	0	2	0	0 0	6
8 Kevin Patton Jr.	02:04	0-0	0-0	0-0	1 0 1	1 0	0	0	1	0	0 0	-5
12 Rashaun Agee	21:48	5-8	4-6	0-0	2 6 8	3 1	14	0	1	1	0 1	-1
32 Clark Stajchert	09:25	3-6	1-4	0-0	0 0 0	2 0	7	0	0	0	0 0	-4
9 Jalen Shelley	00:08	0-0	0-0	0-0	0 1 1	0 0	0	0	0	0	0 0	1
Team					0 6 6	0	0					
Totals		27-61	6-21	18-22	12 24 36	16 18	78	12	9	8	1 4	5

Technical Fouls: NONE

Nebraska - 73

Record: 12-7 (2-6)

NO. Name	Min	FG M-A	3P M-A	FT M-A	Rebounds OR DR TOT	Fouls PF FD	TP	AS	TO	ST	Blocks BS BA	+/-
4 Juwan Gary	F 34:36	11-19	0-5	5-6	1 2 3	0 5	27	0	2	0	1 1	-7
9 Berke Buyuktuncel	F 27:01	3-6	0-3	0-0	1 3 4	3 1	6	1	0	1	1 0	-10
34 Braxton Meah	C 11:31	0-0	0-0	0-0	0 3 3	1 1	0	2	0	0	0 0	-4
2 Ahron Ulis	G 14:21	0-1	0-0	0-0	0 3 3	1 0	0	2	0	0	0 0	-6
3 Brice Williams	G 33:26	5-12	2-8	5-5	0 4 2	3 3	17	2	3	2	0 0	-10
0 Connor Essegian	25:10	5-8	3-6	2-2	1 0 1	1 1	15	0	1	0	0 0	-12
23 Andrew Morgan	13:54	1-1	0-0	0-2	0 3 3	3 2	2	1	1	1	0 0	5
24 Rolife Worster	25:25	1-5	0-1	2-2	0 6 6	3 3	4	6	2	0	1 0	-3
1 Sam Holberg	14:29	1-3	0-1	0-0	0 1 1	4 0	2	0	0	2	0 0	-2
12 Gavin Griffiths	00:07	0-0	0-0	0-0	0 0 0	0 0	0	0	0	0	0 0	0
Team					2 0 2	0	0					
Totals		27-55	5-24	14-17	6 25 31	18 16	73	12	11	6	4 1	-5

Technical Fouls: NONE

	USC	NEB	Period by Period Scoring			
Biggest lead	6 (1 st 14:11)	6 (1 st 8:01)	Points from Turnovers	USC	NEB	
Best Scoring Run	7 (1 st 5:38)	9 (1 st 8:01)	Paint	16	6	
Lead Changes	10		Second Chance	32	42	1st 2nd TOT
Times Tied	9		Fast Breaks	9	9	USC 31 47 78
Time with Lead	23:42	12:32	Bench	16	4	NEB 33 40 73
				21	23	

NEBRASKA 78, OREGON STATE 66



Official Basketball Box Score - Final
Nebraska at Wisconsin
01/26/25 Kohl Center, Madison
2024-25 Men's Basketball

Game Time: 12:00 PM
Game Duration: 1:45
Attendance: 16,838

Officials: Brian Dorsey, Larry Scritto, Amy Bonner

Nebraska - 55

Record: 12-8 (2-7)

NO.	Name	Min	FG M-A	3P M-A	FT M-A	Reb OR DR TOT	Fouls PF FD	TP	AS	TO	ST	Blocks BS BA	+/-
4	Juwan Gary	F 28:41	2-12	1-5	0-0	3 6 9	2 0	5	0	1	0	0 1	-31
9	Berke Buyuktuncel	F 29:53	3-9	1-4	0-0	0 6 6	1 2	7	0	1	1	1 0	-23
23	Andrew Morgan	F 21:39	2-5	0-1	1-3	2 3 5	2 3	5	1	1	0	0 1	-19
1	Sam Holberg	G 29:35	2-3	2-3	0-0	0 2 2	1 0	6	3	1	0	0 0	-23
3	Brice Williams	G 27:55	4-12	2-5	1-2	1 1 2	3 2	11	2	4	0	1 1	-28
0	Connor Essegian	23:19	3-10	2-7	0-0	2 2 2	1 2	8	2	2	0	1 0	-10
24	Rolife Worster	22:50	3-6	1-1	0-0	0 3 3	2 2	1	7	4	1	3 1	0
2	Ahron Ulis	06:28	1-3	1-3	0-0	0 0 0	0 0	3	0	0	0	0 0	-3
12	Gavin Griffiths	04:17	0-1	0-1	0-0	0 0 0	0 0	0	1	0	0	0 0	-5
31	Cale Jacobsen	03:30	0-0	0-0	1-2	0 0 0	0 1	1	0	0	0	0 0	-2
8	Jeff Garcia	01:53	1-1	0-0	0-1	0 0 0	0 1	2	0	0	0	0 0	1



2024-25 Nebraska Men's Basketball Combined Team Statistics In Conference games

Page 1/1
as of Jan 26, 2025

Game Records

Record	Overall	Home	Away	Neutral
ALL GAMES	2-7	2-2	0-5	0-0
CONFERENCE	2-7	2-2	0-5	0-0
NON-CONFERENCE	0-0	0-0	0-0	0-0

Score by Periods

Team	1st	2nd	OT	TOT
Nebraska	294	329	11	634
Opponents	330	380	21	731

Team Box Score

No.	Player				Total		3-Point		F-Throw		Rebounds											
		GP-GS	MIN	AVG	FG-FGA	FG%	3FG-3FGA	3FG%	FT-FTA	FT%	OFF	DEF	TOT	AVG	PF	DQ	A	TO	BLK	STL	PTS	AVG
3	WILLIAMS, Brice	9-9	298:28	33.2	50-115	.435	15-45	.333	42-47	.894	4	32	36	4.0	13	0	23	25	3	11	157	17.4
4	GARY, Juwan	9-9	285:54	31.8	43-112	.384	9-40	.225	19-27	.704	19	33	52	5.8	18	0	3	15	4	7	114	12.7
23	MORGAN, Andrew	9-1	183:03	20.3	33-58	.569	1-7	.143	14-27	.519	13	23	36	4.0	15	0	6	14	2	5	81	9.0
0	ESSEGAN, Connor	9-1	199:47	22.2	26-68	.382	18-51	.353	10-13	.769	2	20	22	2.4	8	0	11	9	1	5	80	8.9
24	WORSTER, Rollie	9-7	221:51	24.7	23-52	.442	2-10	.200	20-29	.690	3	27	30	3.3	18	0	25	9	3	10	68	7.6
9	BUYUKTUNCCEL, Berke	9-8	201:20	22.4	19-49	.388	9-22	.409	2-6	.333	9	29	38	4.2	25	1	9	15	5	10	49	5.4
1	HOIBERG, Sam	9-1	173:17	19.3	13-19	.684	7-11	.636	7-8	.875	2	15	17	1.9	22	1	18	8	0	10	40	4.4
34	MEAH, Braxton	8-8	104:31	13.1	10-11	.909	0-0	.000	0-4	.000	7	16	23	2.9	11	0	7	5	2	2	20	2.5
2	ULIS, Ahron	9-1	117:17	13.0	8-24	.333	2-9	.222	1-5	.200	2	10	12	1.3	9	0	17	6	0	4	19	2.1
31	JACOBSEN, Cale	6-0	19:54	3.3	1-3	.333	1-3	.333	1-2	.500	0	2	2	0.3	1	0	0	3	0	0	4	0.7
8	GRACE, Jeff	4-0	03:33	0.9	1-1	1.000	0-0	.000	0-1	.000	0	0	0	0.0	1	0	0	0	0	1	2	0.5
12	GRIFFITHS, Gavin	4-0	16:04	4.0	0-5	.000	0-5	.000	0-0	.000	0	0	0	0.0	0	0	2	1	0	1	0	0.0
Team											17	13	30					2				
Total		9	1825		227-517	.439	64-203	.315	116-169	.686	78	220	298	33.1	141	2	121	112	20	66	634	70.4
Opponents		9	1825		260-553	.470	102-266	.383	109-143	.762	90	247	337	37.4	148	3	159	101	37	59	731	81.2

Team Statistics

	NEBR	OPP
Scoring		
Points per game	634	731
Scoring margin	70.4	81.2
Field goals-att	227-517	260-553
Field goal pct	.439	.470
3 point fg-att		
3-point FG pct	64-203	102-266
3-pt FG made per game	.315	.383
Free throws-att	116-169	109-143
Free throw pct	.686	.762
F-Throws made per game	12.9	12.1
Rebounds		
Rebounds per game	298	337
Rebounding margin	33.1	37.4
Assists	121	159
Assists per game	13.4	17.7
Turnovers		
Turnovers per game	112	101
Turnover margin	12.4	11.2
Assist/turnover ratio	-1.2	-
Steals	66	59
Steals per game	7.3	6.6
Blocks	20	37
Blocks per game	2.2	4.1
Winning streak		
Home win streak	0	-
Attendance	58293	65392
Home games-Avg/Game	4-14573	5-13078
Neutral site-Avg/Game	-	0-0

Team Results

Date	Opponent		Score	Att.
12/07/2024	at Michigan St.	L	52-89	14797
12/13/2024	Indiana	W	85-68	14635
01/04/2025	UCLA	W	66-58	15167
01/07/2025	at Iowa	Lot	87-97	7812
01/12/2025	at Purdue	L	68-104	14876
01/16/2025	Rutgers	L	82-85	13999
01/19/2025	at Maryland	L	66-69	11069
01/22/2025	Southern California	L	73-78	14492
01/26/2025	at Wisconsin	L	55-83	16838



2024-25 Nebraska Men's Basketball Combined Team Statistics All games

Page 1/1
as of Jan 26, 2025

Game Records

Record	Overall	Home	Away	Neutral
ALL GAMES	12-8	8-2	2-5	2-1
CONFERENCE	2-7	2-2	0-5	0-0
NON-CONFERENCE	10-1	6-0	2-0	2-1

Score by Periods

Team	1st	2nd	OT	TOT
Nebraska	731	765	11	1507
Opponents	640	759	21	1420

Team Box Score

No.	Player				Total		3-Point		F-Throw		Rebounds													
		GP-GS	MIN	AVG	FG-FGA	FG%	3FG-3FGA	3FG%	FT-FTA	FT%	OFF	DEF	TOT	AVG	PF	DQ	A	TO	BLK	STL	PTS	AVG		
3	WILLIAMS, Brice	20-20	619:58	31.0	113-240	.471	32-86	.372	105-115	.913	10	64	74	3.7	34	0	50	51	6	24	363	18.2		
4	GARY, Juwan	20-20	561:31	28.1	84-204	.412	20-74	.270	55-72	.764	30	64	94	4.7	40	0	16	25	11	23	243	12.2		
0	ESSEGAN, Connor	20-3	454:29	22.7	72-170	.424	51-125	.408	32-39	.821	4	49	53	2.7	22	0	20	22	1	8	227	11.4		
24	WORSTER, Rollie	20-18	505:33	25.3	56-126	.444	7-29	.241	42-60	.700	12	70	82	4.1	31	0	57	29	5	20	161	8.1		
23	MORGAN, Andrew	20-1	357:53	17.9	59-107	.551	3-12	.250	38-63	.603	29	61	90	4.5	36	0	14	25	6	7	159	8.0		
9	BUYUKTUNCCEL, Berke	19-18	452:33	23.8	51-110	.464	15-47	.319	19-28	.679	30	81	111	5.8	45	1	24	29	15	22	136	7.2		
1	HOIBERG, Sam	20-1	383:28	19.2	25-47	.532	10-21	.476	9-11	.818	6	35	41	2.1	34	1	33	17	1	27	69	3.5		
34	MEAH, Braxton	18-18	270:06	15.0	27-35	.771	0-0	.000	3-11	.273	20	44	64	3.6	31	0	16	19	7	6	57	3.2		
2	ULIS, Ahron	16-1	223:01	13.9	19-54	.352	4-20	.200	5-14	.357	8	20	28	1.8	19	0	29	11	0	10	47	2.9		
12	GRIFFITHS, Gavin	12-0	109:45	9.1	11-33	.333	5-24	.208	0-0	.000	3	18	21	1.8	14	0	9	4	4	4	27	2.3		
8	GRACE, Jeff	9-0	10:22	1.2	3-5	.600	0-0	.000	1-2	.500	2	1	3	0.3	1	0	0	0	0	1	7	0.8		
31	JACOBSEN, Cale	14-0	69:41	5.0	3-10	.300	1-7	.143	2-3	.667	2	8	10	0.7	3	0	8	6	2	4	9	0.6		
35	BURT, Henry	4-0	06:39	1.7	1-4	.250	0-1	.000	0-0	.000	0	0	0	0.0	1	0	0	0	0	0	2	0.5		
Team											30	22	52					6						
Total		20	4025		524-1145	.458	148-446	.332	311-418	.744	186	537	723	36.2	311	2	276	244	58	156	1507	75.4		
Opponents		20	4025		498-1194	.417	200-587	.341	224-319	.702	203	490	693	34.7	356	6	275	260	64	121	1420	71.0		

Team Statistics

	NEBR	OPP
Scoring		
Points per game	75.4	71.0
Scoring margin	+4.4	-
Field goals-att		
Field goal pct	.458	.417
3 point fg-att		
3-point FG pct	.332	.341
3-pt FG made per game	7.4	10.0
Free throws-att		
Free throw pct	.744	.702
F-Throws made per game	15.6	11.2
Rebounds		
Rebounds per game	36.2	34.7
Rebounding margin	+1.5	-
Assists		
Assists per game	13.8	13.8
Turnovers		
Turnovers per game	12.2	13.0
Turnover margin	+0.8	-
Assist/turnover ratio	1.1	1.1
Steals		
Steals per game	7.8	6.1
Blocks		
Blocks per game	2.9	3.2
Winning streak		
Home win streak	0	-
Attendance		
Home games-Avg/Game	10-14760	7-12640
Neutral site-Avg/Game	-	3-4459

Team Results

Date	Opponent		Score	Att.
11/04/2024	UTRGV	W	87-67	14305
11/09/2024	Bethune-Cookman	W	63-58	15138
11/13/2024	FDU	W	86-60	14473
11/17/2024	vs Saint Mary's (CA)	L	74-77	3241
11/22/2024	at Creighton	W	74-63	18475
11/27/2024	South Dakota	W	96-79	15172
12/01/2024	North Florida	W	103-72	15359
12/07/2024	at Michigan St.	L	52-89	14797
12/13/2024	Indiana	W	85-68	14635
12/22/2024	vs Murray St.	W	66-49	5049
12/23/2024	at Hawaii	W	69-55	4611
12/25/2024	vs Oregon St.	W	78-66	5086
12/30/2024	Southern U.	W	77-43	14855
01/04/2025	UCLA	W	66-58	15167
01/07/2025	at Iowa	Lot	87-97	7812
01/12/2025	at Purdue	L	68-104	14876
01/16/2025	Rutgers	L	82-85	13999
01/19/2025	at Maryland	L	66-69	11069
01/22/2025	Southern California	L	73-78	14492
01/26/2025	at Wisconsin	L	55-83	16838