



NEBRASKA BASKETBALL

2024-25 GAME NOTES

X HUSKERMBB

Instagram HUSKERMBB

f HUSKERMBB

GAME #25

OPPONENT: NO. 25/25 MARYLAND
DATE: THURS, FEB. 13
TIPOFF: 7:30 P.M.
LOCATION: LINCOLN, NEB.
ARENA: PINNACLE BANK ARENA

GAME AT A GLANCE



Nebraska Cornhuskers

2024-25 Record:16-8 (6-7 BIG)
Head Coach: Fred Hoiberg
Record at Nebraska: 79-102 (6th year)
Career Record: 194-158 (11th year)



Huskers Radio Network

Play-by-Play: Kent Pavelka
Analyst: Jake Muhleisen



Maryland Terrapins

2024-25 Record:18-6 (8-5 B1G)
Head Coach: Kevin Willard
Record at School: 56-36 (3rd year)
Career Record: 326-246 (18th year)



BTN

Play-by-Play: Kevin Kugler
Analyst: Shon Morris
also available on Fox Sports app

ON THE AIR

Radio: Thursday's game will be carried on the Huskers Radio Network with Kent Pavelka and Jake Muhleisen on the call, including KLIN (1400 AM) in Lincoln, KXSP (590 AM) in Omaha and KRVN (880 AM) in Lexington. The pregame show begins an hour before tipoff and will also be available on Huskers.com and the Huskers app.

TV/Online: Thursday's game will be on BTN with Kevin Kugler and Shon Morris on the call. It will also be available online on the Fox Sports app.

HUSKERS LOOK TO EXTEND WIN STREAK THURSDAY NIGHT

Two of the hottest teams in the Big Ten will match up on Thursday night, as the Huskers welcome No. 25 Maryland to Lincoln. Tipoff between the Huskers and Terrapins from Pinnacle Bank Arena is set for shortly after 7:30 p.m. and the contest will be televised on BTN and carried on the Huskers Radio Network, as well as on Huskers.com and the Huskers app. The game will also be available on the Fox Sports App. A limited number of 300 Level tickets are available for purchase for Thursday's matchup by visiting Huskers.com/Tickets or at the PBA box office beginning at 6 p.m. on Thursday.

Nebraska (16-8, 6-7 B1G) has won four straight following a 79-71 win over Ohio State on Sunday afternoon. The Huskers shot 52 percent from the field and put three players in double figures while overcoming an eight-point second-half deficit. Brice Williams led NU with 24 points and a season-high 10 rebounds en route to his first double-double of the season, while Juwan Gary (19 points, five rebounds) and Berke Büyüktuncel (15 points, six rebounds) both made major impacts in the victory. Nebraska used an 11-0 run to take the lead for good and closed out the Buckeyes by going 15-of-17 from the line after halftime.

Nebraska's senior leaders have led the charge during the Huskers' win streak. Williams is averaging 25.5 points, 6.8 rebounds and 4.5 assists per game and has four straight 20-point efforts while Gary is averaging 18.0 ppg on 57 percent shooting and 6.3 rebounds per contest in that span.

The Huskers will be looking for their sixth Quad 1 win of the season on Thursday, while Maryland is up to 16th in the NET entering the week. The Huskers are also gunning for their school-record fifth ranked win of the season, as the Terps are ranked 25th in this week's AP poll.

Maryland (18-6, 8-5 B1G) comes to Lincoln winning five of their last six dating back to the first meeting with the Huskers. The Terps dispatched Rutgers, 90-81, on Sunday, putting four players in double figures. Freshman Derik Queen had 29 points, 15 rebounds and five assists to pace the Terps, while Rodney Rice (19) and Selton Miguel (17) combined for 36 points.

12 Brice Williams leads Nebraska with 12 20-point games this season. He is now tied for third for 20-point games by a Husker in the Big Ten era, trailing only Terran Petteway (13, 2014-15) and James Palmer Jr. (18, 2018-19).

2024-25 SCHEDULE

Date	AP Rk.	Opponent	TV/Online	Time (CT)
Oct. 27		Grand Valley State (Exh.)	B1G+	W, 73-53
Nov. 4		UT Rio Grande Valley	B1G+	W, 87-67
Nov. 9		Bethune Cookman	B1G+	W, 63-58
Nov. 13		FDU	B1G+	W, 86-60
Nov. 17		vs. Saint Mary's (Sioux Falls, S.D.)	BTN	L, 74-77
Nov. 22		at No. 14 Creighton	FS1	W, 74-63
Nov. 27	RV	South Dakota	BTN	W, 96-79
Dec. 1	RV	North Florida	BTN	W, 103-72
Dec. 7	RV	at RV Michigan State *	BTN	L, 52-89
Dec. 13		RV Indiana *	FOX	W, 85-68
Hawaiian Airlines Diamond Head Classic				
Dec. 22		vs. Murray State	ESPN	W, 66-49
Dec. 23		vs. Hawai'i	ESPN2	W, 69-55
Dec. 25		vs. Oregon State	ESPN2	W, 78-66
Dec. 30		Southern	BTN	W, 77-43
Jan. 4	RV	No. 15 UCLA *	FOX	W, 66-58
Jan. 7	RV	at Iowa *	Peacock	L, 87-97 (OT)
Jan. 12	RV	at No. 20 Purdue *	BTN	L, 68-104
Jan. 16		Rutgers *	FS1	L, 82-85
Jan. 19		at RV Maryland *	BTN	L, 66-69
Jan. 22		USC *	BTN	L, 73-78
Jan. 26		at No. 18 Wisconsin *	BTN	L, 55-83
Jan. 30		No. 18 Illinois *	FS1	W, 80-74 (OT)
Feb. 2		at No. 16 Oregon *	BTN	W, 77-71
Feb. 5		at Washington *	BTN	W, 86-72
Feb. 9		Ohio State *	BTN	W, 79-71
Feb. 13		No. 25 Maryland *	BTN	7:30 p.m.
Feb. 16		at Northwestern *	BTN	2 p.m.
Feb. 19		at Penn State *	BTN	5:30 p.m.
Feb. 24		Michigan *	FS1	7 p.m.
March 1		Minnesota *	BTN	1 p.m.
March 4		at Ohio State *	Peacock	8 p.m.
March 9		Iowa *	FOX	11:30 a.m.
March 12-16		at Big Ten Tournament (Indianapolis)	TBD	TBD

*-Big Ten Conference Game; **Home games** are in red and bold; All times listed are central

2024-25 ROSTER AT A GLANCE

No	Name	Pos.	Ht.	Wt.	Yr.	Hometown	GP/GS	MPG	PPG	RPG	APG	BPG	SPG
0	Connor Essegian	G	6-4	190	Jr.	Fort Wayne, Ind.	24/3	22.5	11.0	2.6	1.0	0.1	0.5
1	Sam Hoiberg	G	6-0	185	Jr.	Lincoln, Neb.	24/5	21.6	3.5	2.1	1.7	0.1	1.3
2	Ahron Ulis	G	6-3	190	Sr.	Chicago, Ill.	20/1	12.2	2.5	1.5	1.7	0.0	0.6
3	Brice Williams	G	6-7	214	Sr.	Huntersville, N.C.	24/24	32.3	19.4	4.2	2.8	0.3	1.0
4	Juwan Gary	F	6-6	226	Sr.	Columbia, S.C.	24/24	28.5	13.1	5.0	0.8	0.6	1.1
5	Braden Frager	F	6-7	220	Fr.	Lincoln, Neb.	-	-	-	-	-	-	-
8	Jeffrey Grace III	G	6-3	200	Jr.	Elmhurst, Ill.	9/0	1.1	0.8	0.3	0.0	0.0	0.1
9	Berke Büyüktuncel	F	6-10	244	So.	Bursa, Türkiye	23/21	24.1	7.2	5.9	1.4	0.7	1.0
12	Gavin Griffiths	G	6-7	193	So.	Simsbury, Conn.	12/0	9.2	2.3	1.8	0.8	0.3	0.3
20	Justin Bolis	F	6-8	225	So.	Lincoln, Neb.	-	-	-	-	-	-	-
23	Andrew Morgan	F	6-10	242	Sr.	Waseca, Minn.	24/4	18.0	7.8	4.3	0.9	0.3	0.3
24	Rollie Worster	G	6-5	210	Sr.	Missoula, Mont.	24/20	25.5	7.9	4.0	2.8	0.3	1.0
25	Nick Janowski	G	6-4	208	Fr.	Pewaukee, Wis.	-	-	-	-	-	-	-
31	Cale Jacobsen	G	6-4	195	So.	Ashland, Neb.	16/0	4.5	0.6	0.8	0.5	0.1	0.3
34	Braxton Meah	C	7-1	265	Sr.	Layton, Utah	21/18	13.7	3.0	3.2	0.8	0.4	0.3
35	Henry Burt	F	6-7	222	So.	Omaha, Neb.	4/0	1.8	0.5	0.0	0.0	0.0	0.0
51	Rienk Mast	F	6-10	260	Sr.	Groningen, Netherlands	-	-	-	-	-	-	-

2024-25 NEBRASKA BASKETBALL ROSTER

No.	VL	Name	Pos.	Ht.	Wt.	Yr.	Hometown	Previous School	X	Instagram
0		Connor Essegian	G	6-4	190	Jr.	Fort Wayne, Ind.	Wisconsin	@CESsegian	connoressegian
1	**	Sam Hoiberg	G	6-0	185	Jr.	Lincoln, Neb.	Pius X	@samhoiberg	samhoiberg
2	*	Ahron Ulis	G	6-3	190	Sr.	Chicago, Ill.	Iowa	@AhronUlis	ahron1_
3	*	Brice Williams	G	6-7	214	Sr.	Huntersville, N.C.	Charlotte	@bgotit_	blaviss
4	**	Juwan Gary	F	6-6	226	Sr.	Columbia, S.C.	Alabama	@takflight24	wanwitdabutter
5		Braden Frager	F	6-7	220	Fr.	Lincoln, Neb.	Southwest HS	@Braden_Frager	braden_frager
8	**	Jeffrey Grace III	G	6-3	200	Jr.	Elmhurst, Ill.	Arizona State	@JeffreyGrace11	kg3is23
9		Berke Büyüktuncel	F	6-10	244	So.	Bursa, Türkiye	UCLA		berkebuyuktuncel
12		Gavin Griffiths	G	6-7	193	So.	Simsbury, Conn.	Rutgers	@gavingriff_	gavingriff_
20		Justin Bolis	F	6-8	225	So.	Lincoln, Neb.	Southeast CC	@JustinBolis	justinbolis
23		Andrew Morgan	F	6-10	242	Sr.	Waseca, Minn.	North Dakota State		akmorgan10_
24		Rollie Worster	G	6-5	210	Sr.	Missoula, Mont.	Utah		rj_w2
25		Nick Janowski	G	6-4	208	Fr.	Pewaukee, Wis.	Pewaukee HS	@nick_janowski12	nick.janowski
31	*	Cale Jacobsen	G	6-4	195	So.	Ashland, Neb.	Ashland-Greenwood HS	@calejacobsen_	calejacobsen_
34		Braxton Meah	C	7-1	265	Sr.	Layton, Utah	Washington	@Braxton_Meah	Braxtonmeah
35	*	Henry Burt	F	6-7	222	So.	Omaha, Neb.	Elkhorn South HS	@HenryBurt15	henryburt0
51	*	Rienk Mast	F	6-10	260	Sr.	Groningen, Netherlands	Bradley		rienk_mast

2024-25 NEBRASKA BASKETBALL COACHING STAFF

Head Coach

Fred Hoiberg, sixth season (Iowa State, 1995)

Assistant Coaches

Adam Howard, third season (Western Kentucky, 2008)
Nate Loenser, fourth season (Iowa State, 2002)
Ernie Zeigler, third season (Cleary, 1994)

Support Staff

Director of Men's Basketball Strength & Conditioning: Kurt Joseph
Dir. of Basketball Strategies & Business Operations: Luca Virgilio
Assistant Director of Basketball Operations: Sheryl Burbach
Director of Player Development: Emmanuel Tommy
Video Coordinator: Michael Bania
Recruiting Coordinator: Pady Borders
Graduate Managers: Josiah Allick, Nihilo Ibarra, Justin Moore

Athletic Trainer: Andrew McCabe
Team Nutritionist: Jake Blattner
Sports Psychologist: Heather Kiefer
NAPL Director: Matt Thome
Equipment Manager: Pat Norris

PRONUNCIATION GUIDE

Name	Pronunciation
Josiah Allick	AL-ick
Berke Büyüktuncel	BEAR-keh buh-YOOK-toon-jell
Connor Essegian	eh-SEE-jin
Juwan Gary	Juh-WAHN
Nate Loenser	Len-zer
Rienk Mast	RINK
Braxton Meah	MEE-uh
Ahron Ulis	YOU-liss
Rollie Worster	raw-lee Wooster
Ernie Zeigler	Zig-ler

HUSKERS RADIO NETWORK



KENT PAVELKA

- Is in his 38th season of calling Husker men's basketball
- Called NU basketball for two stretches from 1974-1996 before returning to play-by-play duties full time in 2006-07
- Called his 1,000th Husker basketball game in 2018-19
- Six-time Nebraska Sportscaster of the Year who was inducted into the Nebraska Broadcasters Hall of Fame in 2019



JAKE MUHLEISEN

- Is in his seventh season as full-time color analyst after serving in a part-time basis for five seasons
- Was a four-year starter at guard for Nebraska from 2002-05
- Three-year team captain and started 98 games in his career
- Served as a graduate assistant at Creighton from 2005-07

City	Station	Frequency
Alliance	KCOW	1400 AM
Aurora	KRGY	97.3 FM
Beatrice	KWBE	1450 AM
Broken Bow	KBBN	95.3 FM
Chadron	KCSR	610 AM
Columbus	KJSK	900 AM
Columbus	KKOT	93.5 FM
Fairbury	KGMT	1310 AM
Falls City	KTNC	1230 AM
Falls City	KTNC	107.1 FM
Fremont	KHUB	1340 AM
Fremont	KFMT	105.5 FM
Gibbon	KMTY	97.7 FM
Gibbon	KSDZ	95.5 FM
Grand Island	KRGI	1430 AM
Hastings	KHAS	1230 AM
Hastings	KLIQ	94.5 FM
Hastings/Kearney	KICS	1450
Hastings/Kearney	KXPN	1460 AM
Hay Springs	KBPY	107.7 FM
Holdrege	KUVR	1380 AM/96.9 FM
Imperial	KADL	102.9 FM
Kearney	KGFW	1340 AM
Kearney	KGFW	96.1 FM
Lexington	KRVN	880 AM
Lexington	KAMI	1580 AM
Lincoln	KLIN	1400 AM
Lincoln	KLIN	99.3 FM
McCook	KSWN	93.9 FM
McCook	KZMC	102.1 FM
McCook	KIOD	105.3 FM
Nebraska City	KNCY	1600 AM
Norfolk	KNEN	94.7 FM
North Platte	KODY	1240 AM
Omaha	KXSP	590 AM
O'Neill	KBRX	102.9 FM
Scottsbluff	KNEB	960 AM
Scottsbluff	KNEB	94.1 FM
Sidney	KSID	98.7 FM
Superior	KRFS	1600 AM
Superior	KRFS	103.9 FM
Terrytown	KOLT	690 AM
Valentine	KVSH	940 AM
Valentine	KDJL	99.5 FM

Also available nationwide on Huskers.com and the Huskers App.


PROBABLE STARTERS (BASED ON LAST GAME)



#23 SAM HOIBERG | G | JR. | 6-0 | 185 | LINCOLN, NEB.

2024-25 Averages: PPG: 3.5 | RPG: 2.1 | APG: 1.7 | SPG: 1.3

Worth Noting: Started NU's last five games...Had four points, three assists and two boards vs. Ohio State...Tallied seven points, four assists, three boards and three steals at Washington...Made his first start since 2023 at No. 18 Wisconsin, finishing with six points and three assists...Had eight points on 3-of-3 shooting at Maryland...Totaled seven points and four assists at No. 20 Purdue...Scored a season-high nine points and added three steals vs. South Dakota...Played in all 34 games in 2023-24, averaging 3.4 points, 2.9 rebounds and 1.7 assists per game while posting a team-best 2.5-to-1 assist-to-turnover ratio...Tied his career high with 15 points against Lindwood...Moved into the rotation midway through 2022-23 season, averaging 4.1 ppg on 55 percent shooting...Totaled 15 points on 6-of-8 shooting at Maryland in 2022.

Career Bests: Pts: 15 (2x) | Reb: 7 | Ast: 5 | Stl: 4 (2x) | Bl: 1 (6x)

#24 ROLLIE WORSTER | G | SR. | 6-5 | 210 | MISSOULA, MONT.

2024-25 Averages: PPG: 7.9 | RPG: 4.0 | APG: 2.8

Worth Noting: Started vs. Illinois and had five points, four boards and three assists while helping limit Bruce Thornton to nine points...Eight double-figure games in 2024-25, including 11 points at No. 16 Oregon...Had a strong performance vs. Rutgers with 10 points, seven rebounds and five assists...Finished with 14 points and four boards at Iowa...Totaled 11 points and four rebounds vs. No. 15 UCLA...Tallied 18 points and nine rebounds vs. UTRGV...Played in 16 games at Utah before a season-ending injury in 2023-24, averaging 9.9 points, 5.5 assists and 4.9 rebounds per game...Was third in Pac-12 in assists and leading conf. in asst.-to-turnover ratio (2.93-to-1) at the time of his injury...Started all 30 games he played in 2022-23, averaging 8.6 points, 5.2 rebounds and 5.0 assists per game...Nearly had triple-double vs. No. 4 Arizona with 12 points, 11 rebounds and nine assists.

Career Bests (includes Utah/Utah St.): Pts: 19 | Reb: 11 | Ast: 10 (4x) | Stl: 6

#3 BRICE WILLIAMS | G | SR. | 6-7 | 214 | HUNTERVILLE, N.C.

2024-25 Averages: PPG: 19.4 | RPG: 4.2 | APG: 2.8 | SPG: 1.0

Worth Noting: Three-time USBWA Player of the Week in '24-25...12 games with 20+ points, including a pair of 30-point games...Had his first double-double of 2024-24 with 24 points and 10 boards vs. Ohio State...Finished with 28 points, six boards and six assists at No. 16 Oregon...Led NU with 27 points, including eight in OT, along with eight boards vs. No. 18 Illinois...Diamond Head Classic MVP...Had 25 points and seven rebounds vs. Oregon St...Matched career high with 32 points at Hawai'i...Earned B1G and National POW after posting 30 points, six assists and five boards vs. Indiana...Averaged 13.4 ppg, 5.5 rpg and 2.5 apg in 2023-24...Second-team Conference USA pick in 2022-23, averaging 13.8 ppg and 5.3 rpg...His late father (Henry) scored a school-record 2,382 points at Charlotte and is a member of the school's Hall of Fame.

Career Bests (includes Charlotte): Pts: 32 (2x) | Reb: 13 | Ast: 9 | Stl: 4

#4 JUWAN GARY | F | SR. | 6-6 | 226 | COLUMBIA, S.C.

2024-25 Averages: PPG: 13.1 | RPG: 5.0 | SPG: 1.1

Worth Noting: Finished with 19 points and five boards vs. Ohio State...Totaled 17 points and seven boards at Washington...Collected fourth 20-point game of the year with 23 points at No. 16 Oregon...Totaled a career-high 27 points vs. USC...Had 20 points and seven rebounds vs. Rutgers...Posted his first double-double of the year at Iowa with 13 points and a season-high 13 boards...Totaled 21 points on 8-of-10 shooting at Hawai'i...Keyed NU's win at No. 14 Creighton with 16 points and seven boards...Averaged 11.6 ppg and 6.1 rpg in 2023-24, leading NU in both blocks and steals per game...Totaled five double-doubles in 2023-24, highlighted by a 13-point, 18-board effort at K-State...Started 17 games before shoulder surgery in 2022-23...Helped Crimson Tide to an SEC title and an NCAA Sweet 16 appearance in 2020-21.

Career Bests (includes Alabama): Pts: 27 | Reb: 18 | Ast: 5 | Bl: 4 | St: 5

#9 BERKE BÜYÜKTUNCER | F | SO. | 6-10 | 240 | BURSA, TÜRKIYE

2024-25 Averages: PPG: 7.2 | RPG: 5.9 | APG: 1.3 | SPG: 1.0

Worth Noting: Comes off a 15-point, six rebound, three-assist effort against OSU...Grabbed nine rebounds at Washington and No. 16 Oregon...Totaled eight points and a career-high four steals at No. 20 Purdue...Named to Diamond Head Classic All-Tournament Team...Finished with a career-high 16 points on 6-of-8 shooting vs. Oregon State...Posted 12 points and nine rebounds in win at No. 14 Creighton...Recorded 15 points, three steals and three blocked shots vs. Saint Mary's...Played in 26 games at UCLA in 2023-24, averaging 4.9 points and 2.7 rebounds per game...Played for Türkiye at the 2024 U20 European Championships, averaging 12.0 points and 7.7 rebounds per game...No. 36 player in the class of 2023 by 24/7 Sports, while he was rated by ESPN.com as the No. 2 international player to enter college basketball in 2023-24.

Career Bests (includes UCLA): Pts: 16 | Reb: 9 (7x) | Ast: 3 (5x) | Stl: 4 | Bl: 3

NATIONAL POLLS

ASSOCIATED PRESS (FEB. 10)

No	Team (1st)	Record	Points	Prev.
1	Auburn	21-2	1479	1
2	Alabama	20-3	1470	3
3	Florida	20-3	1342	6
4	Duke	20-3	1342	2
5	Tennessee	20-4	1315	4
6	Houston	19-4	1235	5
7	Purdue	19-5	1142	7
8	Texas A&M	18-5	1065	10
9	St. John's	21-3	1058	12
10	Iowa State	18-5	880	8
11	Michigan State	19-4	868	9
12	Texas Tech	18-5	778	13
13	Arizona	17-6	701	20
14	Memphis	20-4	676	17
15	Kentucky	16-7	558	14
16	Wisconsin	19-5	488	21
17	Kansas	16-7	469	16
18	Marquette	18-6	442	11
19	Ole Miss	18-6	415	25
20	Michigan	18-5	350	NR
21	Missouri	17-6	333	15
22	Mississippi State	17-6	292	22
23	Clemson	19-5	291	NR
24	Creighton	18-6	198	NR
25	Maryland	18-6	196	18

Others receiving votes: UCLA 123, UConn 106, Illinois 59, Louisville 53, New Mexico 40, Drake 21, Saint Mary's 20, Utah St. 8, George Mason 7, Gonzaga 5.

USA TODAY COACHES (FEB. 10)

No	Team (1st)	Record	Points	Prev.
1	Alabama (15)	20-3	758	3
2	Auburn (16)	21-2	741	1
3	Florida	20-3	688	6
4	Tennessee	20-4	669	4
5	Duke	20-3	665	2
6	Houston	19-4	639	5
7	Purdue	19-5	575	7
8	St. John's	21-3	558	10
9	Texas A&M	18-5	501	13
10	Iowa State	18-5	482	8
11	Michigan State	19-4	458	9
12	Texas Tech	18-5	369	12
13	Arizona	17-6	367	20
14	Memphis	20-4	357	15
15	Wisconsin	19-5	284	19
16	Marquette	18-6	248	11
17	Michigan	18-5	241	22
18	Kentucky	16-7	217	14
19	Clemson	19-5	196	21
20	Kansas	16-7	186	17
21	Creighton	18-6	148	NR
22	Missouri	17-6	142	16
23	Ole Miss	18-6	127	NR
24	UConn	16-7	96	18
25	Maryland	18-6	87	24

Others receiving votes: Mississippi State 72; Louisville 57; Saint Mary's 51; UCLA 42; Illinois 19; New Mexico 16; Gonzaga 7; Oregon 5; VCU 2; Utah State 2; UC San Diego 1; Drake 1; Baylor 1;

BIG TEN STANDINGS (FEB. 10)

Team	B1G	Pct.	Overall	Pct.
Purdue	11-2	.846	19-5	.792
Michigan State	10-2	.833	19-4	.826
Michigan	10-2	.833	18-5	.783
Wisconsin	9-4	.692	19-5	.792
UCLA	9-4	.692	18-6	.750
Maryland	8-5	.615	18-6	.750
Illinois	8-6	.571	16-8	.667
Nebraska	6-7	.462	16-8	.667
Ohio State	6-7	.462	14-10	.583
USC	5-7	.417	13-10	.565
Oregon	5-8	.385	16-8	.667
Indiana	5-8	.385	14-10	.583
Rutgers	5-8	.385	12-12	.500
Iowa	4-8	.333	13-10	.565
Northwestern	4-9	.308	13-11	.542
Minnesota	4-9	.308	12-12	.500
Washington	3-9	.250	12-11	.522
Penn State	3-10	.231	13-11	.542

Big Ten Schedule

All times listed are central

Date	Contest	Time
Feb. 7	Purdue 90, USC 72	
Feb. 8	Michigan State 86, Oregon 74	
Feb. 8	Wisconsin 74, Iowa 63	
Feb. 8	Michigan 70, Indiana 67	
Feb. 8	UCLA 78, Penn State 54	
Feb. 8	Illinois 95, Minnesota 74	
Feb. 8	Washington 76, Northwestern 71	
Feb. 9	Maryland 90, Rutgers 81	
Feb. 9	Nebraska 79, Ohio State 71	
Feb. 11	Purdue at Michigan	6:00 PM CST
Feb. 11	UCLA at Illinois	7:00 PM CST
Feb. 11	Penn State at USC	8:00 PM CST
Feb. 11	Indiana at Michigan State	8:00 PM CST
Feb. 11	Northwestern at Oregon	10:00 PM CST
Feb. 12	Iowa at Rutgers	5:30 PM CST
Feb. 12	Washington at Ohio State	7:30 PM CST
Feb. 13	Maryland at Nebraska	7:30 PM CST
Feb. 14	UCLA at Indiana	7:00 PM CST
Feb. 15	Wisconsin at Purdue	12:00 PM CST
Feb. 15	Washington at Penn State	1:00 PM CST
Feb. 15	Minnesota at USC	3:00 PM CST
Feb. 15	Michigan State at Illinois	7:00 PM CST
Feb. 16	Michigan at Ohio State	12:00 PM CST
Feb. 16	Nebraska at Northwestern	2:00 PM CST
Feb. 16	Iowa at Maryland	4:00 PM CST
Feb. 16	Rutgers at Oregon	6:00 PM CST
Feb. 18	Purdue at Michigan State	6:00 PM CST
Feb. 18	Illinois at Wisconsin	7:30 PM CST
Feb. 18	Minnesota at UCLA	9:30 PM CST
Feb. 19	Nebraska at Penn State	5:30 PM CST
Feb. 19	Oregon at Iowa	7:30 PM CST
Feb. 19	Rutgers at Washington	9:30 PM CST
Feb. 20	Northwestern at Ohio State	5:30 PM CST
Feb. 20	USC at Maryland	7:30 PM CST
Feb. 21	Michigan State at Michigan	7:00 PM CST
Feb. 22	Oregon at Wisconsin	11:00 AM CST
Feb. 22	Penn State at Minnesota	1:00 PM CST
Feb. 22	Washington at Iowa	3:00 PM CST
Feb. 22	Illinois vs. Duke	7:00 PM CST
Feb. 23	Purdue at Indiana	12:30 PM CST
Feb. 23	Ohio State at UCLA	2:45 PM CST
Feb. 23	USC at Rutgers	5:00 PM CST
Feb. 24	Michigan at Nebraska	7:00 PM CST

BY THE NUMBERS

Nebraska Cornhuskers			Maryland Terrapins		
2024-25 Team Statistics (Record: 16-8, 6-7 Big Ten)			2024-25 Team Statistics (Record: 18-6, 8-5 Big Ten)		
Category	Nebraska	OPP	Category	Maryland	OPP
SCORING	1829	1708	Scoring	1987	1596
Points per game	76.2	71.2	Points per game	82.8	66.5
Scoring margin	+5.0	-	Scoring margin	+16.3	-
FIELD GOALS-ATT	637-1381	601-1445	Field goals-att	716-1492	580-1392
Field goal pct	.461	.416	Field goal pct	.480	.417
3 POINT FG-ATT	175-529	235-699	3 point fg-att	197-536	157-508
3-point FG pct	.331	.336	3-point FG pct	.368	.309
3-pt FG made per game	7.3	9.8	3-pt FG made per game	8.2	6.5
FREE THROWS-ATT	380-508	271-386	Free throws-att	358-485	279-389
Free throw pct	.748	.702	Free throw pct	.738	.717
F-Throws made per game	15.8	11.3	F-Throws made per game	14.9	11.6
REBOUNDS	867	842	Rebounds	889	788
Rebounds per game	36.1	35.1	Rebounds per game	37.0	32.8
Rebounding margin	+1.0	-	Rebounding margin	+4.2	-
ASSISTS	336	318	Assists	361	281
Assists per game	14.0	13.3	Assists per game	15.0	11.7
TURNOVERS	278	302	Turnovers	249	349
Turnovers per game	11.6	12.6	Turnovers per game	10.4	14.5
Turnover margin	+1.0	-	Turnover margin	+4.2	-
Assist/turnover ratio	1.2	1.1	Assist/turnover ratio	1.4	0.8
STEALS	177	139	Steals	182	123
Steals per game	7.4	5.8	Steals per game	7.6	5.1
BLOCKS	71	79	Blocks	109	53
Blocks per game	3.0	3.3	Blocks per game	4.5	2.2

SCOUTING MARYLAND

Maryland heads into Thursday's game with a 18-6 record following a 90-81 win over Rutgers on Sunday. Maryland has won five of their last six games with the only loss coming after losing a 17-point lead at Ohio State. The Terrapins went 10-1 during non-conference play, posting wins over Villanova and Syracuse, with their only loss being a four-point setback to Marquette. In conference play, Maryland is 6-0 at home and posted road wins at Illinois and Indiana.

Kevin Willard is in his third season as head coach of the Maryland program after spending 12 seasons at Seton Hall. After winning 22 games and making the NCAA Tournament in his first year at Maryland, the Terps were 15-17 last season before a strong start to 2024-25. During his tenure at Seton Hall, Willard led the Pirates to seven 20-win seasons, five NCAA Tournament appearances, and a share of the Big East regular-season title in 2019-20.

Maryland features a strong inside game with the duo of Derik Queen and Julian Reese. Queen, a freshman, leads the Terrapins in scoring with 15.5 ppg on 53 percent shooting and 8.5 rebounds per game. Reese is at 13.7 ppg on 58 percent shooting while topping Maryland in rebounding (9.0 rpg) and blocked shots (1.5 bpg). They are the main reasons why Maryland out-rebounds its opponents by more than four rebounds per game. Belmont transfer Ja'Kobi Gillespie has been a playmaker in the backcourt, averaging 14.3 ppg on 45 percent shooting, including 40 percent from 3-point range, while leading Maryland in both assists (4.6 apg) and steals (1.8 spg) per game.

Series History: Thursday's meeting is the 18th between the two teams, all since the Terrapins joined the Big Ten in 2014-15. Maryland leads the series 13-4, with nine of the 17 meetings decided by five points or fewer. Maryland won the first meeting, 69-66, on Jan. 19 in College Park, and this is Maryland's first trip to Lincoln since Feb. 19, 2023. In that game, Ja'Kobi Gillespie's layup with 40 seconds left broke a 66-all tie, as Maryland won 69-66. Andrew Morgan led NU with 17 points, while Brice Williams added 14 in the loss.

SERIES AT A GLANCE

- All-time: Maryland leads, 13-4
 - In Lincoln: Maryland leads, 4-2
 - At Pinnacle Bank Arena: Maryland leads, 4-2
 - In College Park: Maryland leads, 8-1
 - At XFINITY Center: Maryland leads, 8-1
 - In Big Ten Conference games: Maryland leads, 12-3
 - In Big Ten Tournament games: 1-1
- Husker-Maryland Superlatives**
- Most consecutive wins (year ended): Nebraska 2 (2017-2018); Maryland 5 (2015-16; 2020-23)
 - Most points scored: Nebraska, 86, at Indianapolis, Ind., March 11, 2016; Maryland 97, at Indianapolis, Ind., March 11, 2016
 - Highest combined score: 183, Maryland 97, Nebraska 86, at Indianapolis, Ind., March 11, 2016
 - Biggest winning margin: Nebraska, 8, at Chicago, Ill., March 14, 2019; Maryland, 21, at College Park, Md., Jan. 27, 2024

SERIES HISTORY

Date	Site	Rk.	Result	Neb.	MD
2-19-15	A	-/15	L	65	69
3-8-15	H	-/10	L	61	64
2-3-16	H	-/4	L	65	70
3-11-16	N	-/18	L	86	97
1-1-17	A	-/-	W	67	65
2-13-18	H	-/-	W	70	66
1-2-19	A	24/-	L	72	74
2-6-19	H	-/24	L	45	60
3-14-19	N	-/21	W	69	61
2-11-20	A	-/9	L	70	72
2-16-21	A	-/-	L	50	64
2-17-21	A	-/-	L	71	79
2-18-22	H	-/-	L	74	90
1-28-23	A	-/-	L	63	82
2-19-23	H	-/-	W (OT)	70	66
1-27-24	A	-/-	L	51	73
1-19-25	A	-/-	L	66	69

32 Fred Hoiberg has 32 wins over ranked opponents, including 11 career wins against top-10 teams, in his collegiate coaching career. In addition, his five road wins against ranked opponents is second only to Danny Nee (seven) all-time among NU men's basketball coaches.

CAREER STATS VS. MARYLAND

Player	GP-GS	Min-Avg	FG-FGA	Pct	3FG-FGA	Pct	FT-FTA	Pct	Off	Def	Tot	Avg	PF	A	TO	Blk	Stl	Pts	Avg
Morgan	1	24-24.0	7-12	.583	0-2	.000	3-6	.500	1	4	5	5.0	0	0	3	0	1	17	17.0
Williams	2	61-30.5	8-21	.381	2-6	.333	5-6	.833	1	6	7	3.5	5	4	4	2	5	23	11.5
Essegian	5	86-17.2	13-30	.433	10-21	.476	8-9	.889	1	7	8	1.6	2	3	4	0	1	44	8.8
Hoiberg	4	99-24.8	12-17	.706	6-9	.667	2-2	1.000	2	10	12	3.0	10	3	3	0	3	32	8.0
Griffiths	3	76-25.3	6-18	.333	4-14	.286	3-3	1.000	1	8	9	3.0	2	2	2	2	0	19	6.3
Büyüktuncel	2	34-17.0	3-7	.429	2-3	.667	4-5	.800	5	4	9	4.5	9	0	3	0	0	12	6.0
Gary	2	60-30.0	5-13	.385	0-2	.000	2-2	1.000	5	9	14	7.0	2	1	2	2	1	12	6.0
Mast	1	32-32.0	2-5	.400	1-2	.500	0-0	.000	1	5	6	6.0	3	3	3	1	1	5	5.0
Worster	1	25-25.0	2-5	.400	0-0	.000	0-0	.000	0	1	1	1.0	1	1	1	0	1	4	4.0
Ulus	5	86-17.2	7-21	.333	1-4	.250	2-5	.400	1	10	11	2.2	2	18	1	0	3	17	3.4
Grace	2	3-1.5	0-0	.000	0-0	.000	0-2	.000	0	0	0	0.0	0	0	1	0	1	0	0.0
Jacobsen	1	2-2.0	0-0	.000	0-0	.000	0-0	.000	0	0	0	0.0	0	0	0	0	0	0	0.0
Meah	1	4-4.0	0-0	.000	0-0	.000	0-0	.000	0	2	2	2.0	0	0	0	0	0	0	0.0

Maryland Probable Starters

No.	Name	Yr.	Pos.	Ht.	Wt.	G/GS	PPG	RPG	Other
0	Ja'Kobi Gillespie	Jr.	G	6-1	186	24/24	14.3	2.7	4.6 apg
1	Rodney Rice	So.	G	6-4	198	24/20	13.2	2.3	1.9 apg
9	Selton Miguel	Sr.	G	6-4	217	24/24	11.5	1.8	1.8 apg
10	Julian Reese	Sr.	F	6-9	252	24/24	13.7	9.0	1.5 bpg
25	Derik Queen	Fr.	C	6-10	246	24/24	15.5	8.5	1.0 bpg

2024-25 Stats

2024-25 Season Highlights at a Glance

- 4 Wins over ranked teams (ties school record)
- 2 Road wins over ranked teams for 2nd time in B1G era
- 1st MTE event title since 2000
- 1st win over UCLA since 1955 (lost last 4)
- 1st win over Illinois since 2019 (lost last 9)
- 2nd straight win at Creighton (1st time since mid 90s)
- 4 of eight losses by 3 points or less or in OT

WORTH NOTING

• Nebraska enters the week ranked No. 49 in the NET and Thursday's game at Maryland is the middle of an eight-game stretch where NU plays seven Quad 1 games that dates back to Jan. 30. NU is currently 4-0 in that stretch with three Quad 1 wins (Illinois, at Oregon and Ohio State).

Maryland is No. 16 in the NET as of Feb. 10, one of seven Big Ten teams in the top 25 of the NET. All 18 teams are currently in the top 100 of the NET, including 16 in the top 75. Nebraska is currently 8-8 against the top 2 Quads (5-6 vs. Q1, 3-2 vs. Q2) and a combined 8-0 vs. Q3 and Q4 teams.

• Nebraska has shot over 50 percent from the field in each of the past three games, the first time that has happened since Nov. 19-23, 2021, and for the first time in Big Ten play since a four-game stretch during the 2015-16 season.

• Brice Williams looks for his fifth consecutive 20-point game on Thursday against Maryland, as he bids to be just the second Husker to post five consecutive 20-point games (Keisei Tominaga in 2022-23). Williams has 25.5 points during NU's four-game win streak and his four straight 20-point games matches the longest streak of his career.

• Nebraska looks for its school-record fifth top-25 win of the season on Thursday night against No. 25 Maryland. The Huskers have won four games vs. ranked teams in a season on four previous occasions, most recently 1998-99.

• Nebraska has won multiple games against ranked foes in three of the past four years and is now 9-9 in its last 18 games against ranked teams dating back to March 1, 2022.

• The Huskers are 3-8 all-time against teams ranked 25th in the AP poll with wins at No. 25 Indiana (2018-19), vs. Texas Tech (2003-04) and at No. 25 Oklahoma (1998-99).

• Over the last 28 games dating back to last season, Brice Williams is averaging 19.5 points per game on .478 shooting and has 15 20-point efforts in that span. He has been in double figures in 26 of the last 28 contests. Williams averaged just 12.5 ppg over his first 30 games at Nebraska in 2023-24.

• Nebraska nearly had its fifth double 20-point game against Ohio State, as Brice Williams finished with 24 points while Juwan Gary added 19. NU has has multiple players score 20+ 15 times in Fred Hoiberg's six seasons.

• Nebraska has overcome halftime deficits in each of the last two games, including 10 points at Washington and five against Ohio State. The comeback over Washington marked the sixth time in Hoiberg's six seasons that NU has overcome a double-figure deficit.

• Nebraska has been better defensively in its three-game win streak, holding Illinois (0.94 ppp), Oregon (1.02 ppp) and Ohio State (1.06 ppp) in check offensively. NU is 11-0 when holding opponents to under one point per possession, but 5-8 when opponents are above 1.0 PPP. Nebraska has won its last 28 games dating back to the 2022-23 season when holding an opponent under 1.0 PPP.

Tracking Williams

Player	MPG	PPG	FG Pct	3 Pt Pct	FT Pct
First 30 at NEB	29.5	12.5	.435	.385	.844
Last 28 at NEB	32.4	19.5	.478	.365	.891

Wins vs. Ranked Opponents

No.	Years
4	4x (1990-91, 1993-94, 1998-99, 2024-25)
3	6x (1957-58, 1991-92, 1994-95, (2007-08, 2010-11, 2013-14)

KenPom Adjusted Defense (as of Feb. 10)

Year	Adj D.	NCAA Rk.
2021-22	102.9	178th
2022-23	98.8	69th
2023-24	98.7	43rd
2024-25	97.5	36th

1.76

Nebraska's assist-to-turnover ratio over the last four contests, as the Huskers have averaged just 8.5 turnovers per game during the four-game win streak. For the first 20 games, NU posted a 1.13-to-1 assist-to-turnover ratio.

RECORD AT PINNACLE BANK ARENA

Season	Wins	Losses	Pct.
2013-14	15	1	.938
2014-15	10	6	.625
2015-16	10	8	.556
2016-17	8	8	.500
2017-18	16	1	.941
2018-19	13	5	.722
2019-20	5	11	.313
2020-21	6	9	.400
2021-22	7	11	.368
2022-23	11	4	.733
2023-24	18	1	.947
2024-25	10	2	.833
Totals	129	68	.655

2024-25 MISC. STATS

TEAM LEADERS

Double-Figure Scoring Games: Williams (22); Gary (16); Essegian (12); Morgan (10); Worster (8); Büyüktuncel (5); Meah (1); Ulis (1)

10+ Rebounding Games: Morgan (1); Gary (1); Williams (1)

10+ Assist Games: Ulis (1)

Double-Doubles: Morgan (1); Gary (1); Williams (1)

Triple-Doubles: N/A

20-Point Games: Williams (12); Essegian (3); Gary (4)

30-Point Games: Williams (2)

Games Leading NU in Scoring: Williams (14); Essegian (5); Gary (4); Morgan (2)

Games Leading NU in Rebounding: Büyüktuncel (8); Morgan (4); Williams (5); Worster (3); Gary (5); Essegian (1)

Games Leading NU in Assists: Worster (8); Williams (10); Gary (3); Ulis (4); Hoiberg (3); Morgan (1); Essegian (1)

Games Leading NU in Blocks: Büyüktuncel (8); Gary (9); Morgan (4); Meah (3); Worster (4); Griffiths (2); Hoiberg (1); Jacobsen (1); Williams (3); Worster (1); Essegian (1); None (2)

Games Leading NU in Steals: Williams (8); Büyüktuncel (7); Gary (7); Hoiberg (7); Worster (5); Morgan (2); Ulis (2); Meah (2); Jacobsen (1); Essegian (2)

HUSKER DOUBLE-DOUBLES IN 2024-25

Player	Opponent	Totals
Morgan	Murray State	12 pts/12 reb
Gary	at Iowa	13 pts/13 reb
Williams	Ohio State	24 pts/10 reb

HUSKER DOUBLE-DOUBLES CHART

Player	2024-25	at Neb	Career*
Mast	0	6	26
Gary	1	7	9
Williams	1	2	6
Meah	0	0	6
Worster	0	0	4
Morgan	1	1	5
Totals	3	16	56

*Includes previous schools

DOUBLE-DIGIT RUNS IN 2024-25 (17)

Run	Opponent	Time (Half)
16-0	Murray State	14:45-8:43 (1st)
15-0	at Hawai'i	7:03-0:40 (1st)
15-0	UCLA	15:38-9:30 (1st)
15-0	North Florida	18:15-14:03 (1st)
14-0	Iowa	6:46-1:18 (1st)
12-0	UTRGV	4:34-2:30 (2nd)
11-0	Saint Mary's	1:19 (1st)-18:54 (2nd)
11-0	at Creighton	7:40-2:37 (1st)
11-0	Southern	10:12-4:48 (1st)
11-0	at Wisconsin	12:44-6:41 (1st)
11-0	at Washington	18:19-13:20 (2nd)
11-0	Ohio State	12:59-7:52 (2nd)
10-0	FDU	11:49-8:53 (1st)
10-0	South Dakota	6:43-5:14 (1st)
10-0	North Florida	3:58-0:00 (2nd)
10-0	Indiana	6:27-3:08 (2nd)
10-0	Southern	2:45-0:00 (2nd)

2024-25 MBB QUICK FACTS

Location	Lincoln, Neb.
Founded	1869
Enrollment	23,992 (fall 2024)
Nickname	Cornhuskers, Huskers
Colors	Scarlet & Cream
Affiliation	NCAA Division I
Conference	Big Ten Conference
Home Arena	Pinnacle Bank Arena
Capacity/Year Opened	15,000/2013
University of Nebraska President	Dr. Jeffrey P. Gold
Chancellor	Rodney Bennett
Director of Athletics	Troy Dannen
Athletic Dept. Phone	(402) 472-4224
Assistant A.D./Ticketing	Holly Adam
Ticket Office Phone	(402) 472-3111 or 1-800-8BIGRED
Website	Huskers.com

BASKETBALL HISTORY

First year of basketball	1896-97
Regular-season conference titles (last)	7 (1950)
Postseason conference titles (last)	1 (1994)
All-time postseason appearances	27
All-time postseason record	24-26
NCAA Appearances (last)	8 (2024)
NCAA Record	0-8
NIT Appearances (last)	19 (2019)
NIT Record	24-18

BASKETBALL STAFF

Head Coach	Fred Hoiberg (6th season)
Alma Mater (Year)	Iowa State (1995)
Assistant Coaches	Adam Howard (3rd season)
	Nate Loenser (4th season)
	Ernie Zeigler (3rd season)
Director of Men's Basketball Strength and Conditioning	Kurt Joseph
Director of Basketball Strategies & Business Operations	Luca Virgilio
Asst. Director of Operations	Sheryl Burbach
Director of Player Development	Emmanuel Tommy
Video Coordinator	Michael Bania
Recruiting Coordinator	Padyn Borders
Graduate Managers	Nihilo Ibarra, Justin Moore
	Josiah Allick and Satchel Stern
Athletic Trainer	Andrew McCabe
Equipment Manager	Pat Norris

2024-25 TEAM INFORMATION

2023-24 Record	23-11 (18-1 H, 3-8 A, 2-2 N)
Big Ten Record (Finish)	12-8 (t-3rd)
Big Ten Championship	1-1, def. Indiana, 93-66;
	lost to Illinois, 87-98
Postseason	NCAA First Round
Starters Returning/Lost	3/2
Lettermen Returning/Lost	7/8
Scholarship Newcomers	8

COMMUNICATIONS INFORMATION

Sr. Associate A.D./Communications	Keith Mann
Office Phone	(402) 472-2263
Sr. Assoc. Director/MBB Contact	Shamus McKnight
Office/Cell Phone	(402) 472-7772 / (402) 540-0268
E-Mail	smcknight@huskers.com
Press Row Phone	(402) 904-5925
Communications Mailing Address	800 Stadium Drive
	Lincoln, NE 68588-0123

MEDIA SITE

Additional media resources, including a digital media guide, and headshots are available at our media site.
<https://go.unl.edu/202425-mbbmedia>

.645

Over the last three-plus seasons, Nebraska has played some of its best basketball down the stretch, and NU is already 3-0 in the month this season. Since the start of the 2021-22 season, NU is 20-11 in Big Ten games after Feb. 1.

• On Jan. 26, Brice and his father, Henry, became the seventh father-son duo to combine for 4,000 career points at the college level. Brice now has 1,721 career points and is now only 80 points away from reaching 1,000 as a Husker. Henry Williams, who passed away in 2018, was Charlotte's all-time leading scorer with 2,383 career points.

Father-Son Duos with 4,000 Points

No.	Father (College)	Years	Points	Son (College)	Years	Points	Total
1.	Dell Curry (Virginia Tech)	1983-86	2,389	Stephen Curry (Davidson)	2006-09	2,635	5,024
2.	Mike Davis (Alabama)	1979-83	1,211	Antoine Davis (Detroit)	2018-23	3,664	4,875
3.	Steve Burt Sr. (Iona)	1980-84	2,534	Steve Burt Jr. (Iona)	2002-06	2,034	4,568
4.	Dell Curry (Virginia Tech)	1983-86	2,389	Seth Curry (Duke/Liberty)	2009-13	2,101	4,490
5.	Steve Alford (Indiana)	1983-86	2,438	Bryce Alford (UCLA)	2013-17	1,922	4,360
6.	Greg McDermott (Northern Iowa)	1984-88	1,033	Doug McDermott (Creighton)	2010-14	3,150	4,183
7.	Henry Williams (Charlotte)	1988-92	2,383	Brice Williams (Charlotte/Nebraska)	2019-25	1,721	4,104

• Nebraska comes into Thursday's game with Maryland averaging 76.1 points per game. It is on pace to be NU's second-highest scoring average since joining the Big Ten in 2011-12. NU has scored 70+ points 16 times, including nine games with at least 80 points.

Last season, NU averaged 77.7 points per game for 34 games, its highest offensive total since the 1995-96 season.

• Of the six games in NU's losing streak in January, NU was within three points in the final 10 seconds of regulation four times, including the first matchup with Maryland.

• Connor Essegian has been one of the Big Ten's best sixth men, as the junior guard enters Thursday's game with Maryland averaging 11.0 points per contest. Essegian is one of only two Big Ten reserves currently averaging double figures while making five or fewer starts.

• NU has relied on its depth with six players averaging at least 7.2 points per game. Eight players have posted double-figure efforts, while three players (Brice Williams, Connor Essegian and Juwan Gary) have recorded 20-point games. Williams is the only Husker in the top 25 of the Big Ten in scoring as of Feb. 10.

• With its 16-8 record in 2024-25, Nebraska is 45-22 over the last 67 games dating back to the start of February 2023. NU's .667 winning percentage ties for second among Big Ten programs in that stretch. It would also rank second if you add in the four new Big Ten programs in that stretch. NU went just 33-80 from the start of the 2019-20 season until Feb. 1, 2023.

• Nebraska is 39-7 (.848) inside Pinnacle Bank Arena over the last three seasons heading into Thursday's game with Maryland. The Huskers had a school-record 20-game home win streak snapped against Rutgers on Jan. 16.

• Ahron Ulis dished out a career-high 10 assists on Jan. 19 at Maryland. It more than tripled his previous season high of three and marked the first time a Husker had 10 assists in a game since Alonzo Verge Jr. in 2022. It also marked the first 10-assist game by a Husker reserve since Tom Wald had 11 in a win over Appalachian State on Dec. 31, 1994.

• Brice Williams is just the sixth Husker in the Big Ten era to have multiple 30-point games. He had 30 points in the win over Indiana on Dec. 13 and tied his career high with 32 points against Hawai'i on Dec. 23. He is one of eight Big Ten players with multiple 30-point games this season.

LAST TIME OUT

Behind a double-double from Brice Williams, Nebraska won its fourth straight game with a 79-71 win over Ohio State on Feb. 9. The Huskers (overcome an eight-point second-half deficit, out-scoring Ohio State, 45-32 in the final 20 minutes.

Williams led three Huskers in double figures with 24 points and a season-high 10 rebounds, as he posted his first double-double of the season and sixth of his career. Juwan Gary (19) and Berke Büyüktuncel (15) also finished in double figures, as Nebraska shot 51.9 percent from the field and had 15 assists to just 10 turnovers. Gary scored 13 of his 19 points in the second half after sitting most of the first half with foul trouble, while Büyüktuncel hit a

NU's Highest Scoring Offenses (B1G era)

No.	PPG	Year
1.	77.7	2023-24
-	76.2	2024-25
2.	73.3	2021-22
3.	72.3	2017-18
4.	72.2	2015-16
5.	71.8	2018-19

B1G Bench Scoring Leaders (5 or less starts)

No.	Player	PPG
1.	Will Riley (ILL)	12.0
2.	Connor Essegian (NEB)	11.0
3.	Jase Richardson (MSU)	10.2
4.	Sebastian Mack (UCLA)	9.9
as of Feb. 10		

Best Records in B1G since Feb. 1, 2023

No.	Team	Record	Pct.
1.	Purdue	61-15	.803
2.	Nebraska	45-22	.672
3.	Illinois	49-24	.671
4.	Michigan State	46-24	.657
5.	Wisconsin	49-26	.653
as of games of Feb. 6			

NU's 30-Point Games (Big Ten era)

No.	Player	30+ Point Games
1.	James Palmer Jr.	4
2.	Terran Petteway	3
	Shavon Shields	3
	Keisei Tominaga	3
5.	Brice Williams	2
	Andrew White II	2

Notes from the Ohio State Game

- Brice Williams posted his fourth straight 20-point game with team-highs of 24 points and 10 rebounds.
- Williams posted his first double-double of the season, the second of his Nebraska career (at Northwestern last season) and sixth of his college career.
- Berke Büyüktuncel reached double figures for the fifth time this season and first since Dec. 25, finishing with 15 points on 5-of-9 shooting. He tied career bests in 3-pointers (three) and assists (three).
- Nebraska shot 51.9 percent from the field and has shot over 50 percent in each of the last three games.
- Nebraska improves to 1-5 on Super Bowl Sunday games in program history.

trio of 3-pointers grabbed six boards and dished out three assists in his best performance of the season.

Nebraska trailed 42-34 in the opening minutes of the second half before the Huskers responded with an 8-0 run to get the Pinnacle Bank Arena crowd on their feet. The Huskers would take control with an 11-0 run, turning a 48-44 deficit into a 55-48 lead on Williams' 3-point play with 8:08 left. OSU cut the deficit to two points at 62-60 but a 3-pointer from Rollie Worster and a Williams jumper stretched the lead back to seven with 2:28 left.

WILLIAMS BUILDS ALL-BIG TEN RESUME

Brice Williams is putting together a strong case to be the first Husker since 2018 to be a first-team All-Big Ten selection. The 6-foot-7 senior enters the Maryland game averaging a career-best 19.4 points per game along with 2.8 assists, 4.2 rebounds and 1.0 steals per contest.

- He ranks in the top three in the Big Ten in both scoring and free throw percentage and also leads the Huskers in assists per game.

- Williams' 19.4 ppg average is the highest by any player in Fred Hoiberg's 10-year college coaching career and is currently 10th on NU's single-season scoring list. The last Husker to finish a season averaging at least 18 points per game was James Palmer Jr. (19.7 in 2018-19).

- He has reached double figures 22 times, including a pair of 30-point games and nine 25-point performances.

- Williams is a three-time USBWA National Player of the Week and a two-time Big Ten player of the Week. He is the only Husker to win the USBWA national award since it began in 2010 and just the second Husker to be a multiple Big Ten Player of the Week.

- His most recent Big Ten and national honor came on Feb. 3 when he averaged 27.5 ppg, 7.5 rpg and 4.0 apg in wins over No. 18 Illinois and No. 16 Oregon. He captured national honors from the AP and USBWA and Big Ten honors. In the win over Illinois, he took over in OT, scoring NU's final eight points to snap a six-game losing streak.

- He was the MVP of the Diamond Head Classic, averaging 22.0 points per game on 56 percent shooting, along with 3.7 rebounds, 3.0 assists and 2.0 steals per game. He tied a career high with 32 points in the semifinal win over Hawai'i and had 25 points, seven boards and four assists against Oregon State.

- Williams has five career 30-point games including his time at Charlotte. This season, he tied his career high with 32 points at Hawai'i on Dec. 23 and had 30 points against Indiana on Dec. 13.

- He is shooting a career-best 90.1 percent from the foul line to rank third in the Big Ten in free throw percentage. He is bidding to become the third player in school history to shoot 90 percent from the foul line (Jack Moore, 1980-81 and 1981-82; Cary Cochran, 2001-02).

GARY RETURNS AS HUSKERS' GLUE GUY

As one of the senior leaders, Juwan Gary has made an all-around impact on the Husker lineup. He is averaging a career-best 13.1 points per game while adding 5.0 rebounds and 1.1 steals per game.

- He ranks second on the team in scoring, rebounds, blocks and steals while guarding the opponent's top frontcourt scorer. Gary is also shooting a career-best 76.5 percent from the line after not shooting above 68 percent in any of his first four seasons.

- Over the last 14 contests since Dec. 22, Gary is averaging 14.8 ppg and 5.4 rpg with four 20-point games in that stretch. He has been in double figures 11 times.

- He has been rebounding at a high rate, averaging 6.5 rebounds per game over the last 190 contests, including nearly three offensive rebounds per outing.

- During the Huskers' four-game win streak, Gary is averaging 18.0 points on 57 percent shooting and 6.3 rebounds per game. He comes off a 19-point, five-rebound effort in Sunday's win over Ohio State and had 17 points, including 14 in the second half, along with seven rebounds at Washington.

- His most recent 20-point game came at No. 16 Oregon, when he finished with 23 points, including a career best 10-of-12 from the foul line.

- Gary put together a strong all-around effort against No. 18 Illinois with 13 points, eight rebounds, three steals and two blocks while helping limit the Illini to its second-lowest shooting night of the season.

- Gary had a career-high 27-point game against USC on Jan. 22, going 11-of-19 from the field.

- He posted his first double-double of the season at Iowa with 13 points and a season-high 13 rebounds.

- Gary helped Nebraska to the Diamond Head Classic title, averaging 14.7 points on 50 percent shooting while helping limit NU's three opponents to just a combined 37 percent shooting.

- He keyed NU's win over No. 14 Creighton on Nov. 22 with 16 points, including a pair of 3-pointers, seven boards and a pair of steals in the 74-63 win.

Tracking Williams

Category	No.	B1G Rk
Scoring	19.4	t-3rd
FT Made/Gm	5.3	2nd
FT Att/Gm	5.9	t-5th
Free Throw Pct.	.902	3rd
20-Point Games	12	t-3rd
30-Point Games	2	t-3rd

Highest Scoring Average in NU History

No.	PPG	Player (Year)
1.	23.5	Dave Hoppen (1985)
2.	22.1	Dave Hoppen (1986)
3.	21.5	Eric Piatkowski (1994)
4.	21.4	Marvin Stewart (1971)
5.	21.2	Chuck Jura (1972)
6.	21.2	Tyronn Lue (1998)
7.	20.2	Jerry Fort (1975)
8.	19.9	Dave Hoppen (1984)
9.	19.7	James Palmer Jr. (2019)
10.	19.4	Andre Smith (1980)
-	19.4	Brice Williams (2025)
11.	19.0	Jerry Fort (1976)

Single-Season FT Pct. Leaders

No	Named (Year)	FT-FTA	Pct.
1.	Jack Moore (1981-82)	123-131	.939
2.	Cary Cochran (2001-02)	71-77	.922
3.	Jack Moore (1980-81)	118-128	.922
-	Brice Williams (2024-25)	128-142	.901
4.	Bo Spencer (2011-12)	92-105	.876

Third-Year Leap

Player	Year 1	Year 2	Year 3
Juwan Gary	9.5	11.6	13.1
Keisei Tominaga	5.7	13.1	15.1
Derrick Walker	5.9	9.5	13.6

Tracking Juwan

Player	PPG	RPG
Before Dec. 22	10.8	4.3
After Dec. 22	14.8	5.4

HUSKERS IN THE NBA

A trio of former Nebraska Cornhuskers were on opening night rosters for the 2024-25 season. Dalano Banton and Bryce McGowens are teammates on the Portland Trail Blazers, while Jack McVeigh is a rookie with the Houston Rockets. It is the fourth straight season that Nebraska has had multiple players on NBA rosters.

Banton comes off his best season as a professional, averaging 10.3 points 3.3 rebounds and 2.4 assists per game while splitting time with both the Boston Celtics and Portland Trailblazers. He flourished after his trade with Portland, averaging 16.7 points, 4.8 rebounds and 3.6 assists per game in 30 games. Banton begins his fourth NBA season after being a second-round pick in 2021. After sitting out the 2019-20 campaign, Banton played in all 27 games, including 22 starts, for the Huskers in 2020-21, averaging 9.6 points per game while leading the Huskers in both rebounding (5.9) and assists (3.9) per game. He was the first Husker since 1974 to lead NU in both rebounding and assists in the same season. Banton posted the second triple-double in school history with 13 points, 11 rebounds and 10 assists in just 21 minutes against Doane and totaled 14 games in double figures.

McGowens begins his third NBA season, as he is on a two-way contract with the Trail Blazers after signing with the organization over the summer. McGowens spent the first two years with the Charlotte Hornets, playing in 105 career games and averaging 5.2 points, 1.9 rebounds and 1.0 assists per game. McGowens was the No. 40 overall pick in 2022, the highest drafted Husker since 1998. At Nebraska, he was a third-team All-Big Ten performer as a freshman in 2021-22, averaging a team-high 16.8 points and 5.2 rebounds per game. An eight-time Big Ten Freshman of the Week, McGowens had 11 games with 20-or-more points, including a season-high 29 points against both Sam Houston and Rutgers.

McVeigh is with the Houston Rockets after signing a two-way contract prior to the 2024 Paris Olympics. He played in a pair of preseason games for the Rockets, averaging 7.5 ppg on 60 percent shooting and 3.0 rebounds per game. This is his rookie season after he played professionally in Australia and Germany, and he became the 16th Husker to play in the NBA when he made his debut on Nov. 6, 2024. McVeigh comes off a strong performance in the 2024 Olympics, averaging 9.5 points per game on 52 percent shooting, including 10-of-19 (.526) from 3-point range. McVeigh played three seasons at Nebraska before returning home to begin his professional career. His best year was in 2016-17, when he averaged 7.5 points and 2.5 rebounds per game in 30 games, including 11 starts. He was a member of the Huskers' 2017-18 team that won 23 games, including a school record 13 conference games.

In addition to the three former Husker players in the NBA, Tyronn Lue is in his fifth season as head coach of the Los Angeles Clippers. Lue, who played at Nebraska from 1996-98, has guided the Clippers to a 184-134 record and three postseason appearances in his four seasons. Last year, he coached Los Angeles to a Pacific Division title. Before taking the Clippers job, Lue led the Cleveland Cavaliers to a 128-83 record, three NBA Finals appearances and the franchise's first NBA title in 2016.

HUSKER COACHING STAFF

- Nate Loenser is in his fourth season on the Husker staff and coordinates much of Nebraska's defense. He joined the Husker program after spending five seasons with the Chicago Bulls organization. Loenser was an assistant coach for the Bulls under both Fred Hoiberg and Jim Boylan for three seasons. He also served as the Bulls' video coordinator and head coach of the Windy City Bulls. Loenser worked with Hoiberg at Iowa State for two seasons.
- Adam Howard is in his third year on the coaching staff and works with Head Coach Fred Hoiberg on the offensive end. He was selected to participate in the 2023 and 2024 TopConnect Basketball Symposiums, an event featuring some of the nation's top assistant coaches. Prior to joining the NU staff, he spent four years at South Alabama, helping the program to 75 wins in that span after the program had seven straight losing seasons. In 2021-22, South Alabama won 21 games, the school's highest total since 2008. Howard also coached at Troy, Tennessee, Southern Miss and Morehead State after playing collegiately at Western Kentucky.
- Ernie Zeigler is in his third year at Nebraska and works with special situations on game days and with the Husker post players, including. He joined the NU staff in August of 2022 after spending six years on Ben Howland's staff at Mississippi State. The Bulldogs had four postseason appearances between 2018-22. Zeigler spent six seasons as the head coach at Central Michigan (2007-12) and previously served stints at UCLA, Pittsburgh, Kansas State, Detroit, and Bowling Green. He helped UCLA to an NCAA runner-up appearance in 2006.

HOIBERG'S HUSKER TIES

- While Fred Hoiberg grew up in Ames and played his high school (Ames High School) and college basketball (Iowa State) there, he was born in Lincoln and has numerous ties to the city and to the University of Nebraska.
- Fred's father (Eric) and mother (Karen) both earned their undergraduate degrees from Nebraska in 1966. In fact, Eric earned his undergraduate degree, Master's degree, and Ph.D. in sociology from the university.
 - His maternal grandfather was former Husker basketball coach Jerry Bush. Known as the "Big Bear of the Coliseum," Bush guided NU from 1955 to 1963, and directed two of the greatest upsets ever – a 43-41 victory over No. 4 Kansas and Wilt Chamberlain, and a 55-48 victory over No. 1 Kansas State and Olympian Bob Boozer during the 1957-58 campaign.
 - His paternal grandfather (Otto) received his Master's Degree and Ph.D from Nebraska. He joined the faculty of the University of Nebraska in 1948, where he taught sociology and served as director of the community development program in the University of Nebraska Extension Division.
 - Fred's son (Sam) is in his fourth season on the Husker basketball team after walking on. Fred and Sam are one of 20 father-son duos in Division I this season.

ESSEGIAN FLOURISHES AS SIXTH MAN

Connor Essegian has proved to be an impact transfer for the Huskers. The 6-foot-4 guard is averaging 11.0 points per game on 42 percent shooting while pacing the Huskers with 58 3-pointers.

- He is second in the Big Ten in 3-pointers per game (2.4/gm) and fifth in 3-point percentage (.408) as of Feb. 10.
- Essegian is 11 3-pointers away from moving into 10th on Nebraska's single-season chart (68, Terran Petteway, 2014-15).
- He is one of the leading bench scorers in the Big Ten and anchors a reserve unit that gives NU an average of 24.5 ppg off the bench. 11 of his 12 double-figure efforts in 2024-25 have come off the bench this season.
- Essegian's numbers compare favorably to his freshman season at Wisconsin, when he was on the All-Big Ten Freshmen team and set a school freshman record with 69 3-pointers.
- After a slow start in Big Ten play, Essegian is averaging 10.6 ppg on 41 percent shooting over the last nine contests dating back to Jan. 12. That includes a team-high 17 points in the loss at Purdue on Jan. 12 and 16 points at Washington on Feb. 5.
- He has three 20-point performances, highlighted by a career-high 29 point effort off the bench in NU's win over South Dakota on Nov. 27. In that game, he set career highs in points (29), assists (five) and 3-pointers (six).
- His 29-point performance was the highest-scoring effort by a Husker reserve in the last 50+ seasons. Over the last 30 years, only two Husker reserves (Jamel White vs. Missouri, 1/28/06; Erick Strickland vs. Missouri, 1/30/93) had scored 28 points off the bench.
- Essegian followed up with a 22-point effort against North Florida on 8-of-10 shooting, as he matched his career high with six 3-pointers.
- With six 3-pointers against both South Dakota and North Florida, Essegian joined Cary Cochran as the only Huskers in program history with consecutive games with at least six 3-pointers.
- He was instrumental in NU's win at No. 14 Creighton on Nov. 22 with 15 points in 21 minutes off the bench and had 13 points in the win over Indiana on Dec. 13.

Comparing Essegian					
Player	MPG	PPG	FG Pct	3 Pt Pct	FT Pct
2022-23 (Wis.)	27.4	11.7	.404	.359	.884
2024-25 (Neb.)	22.5	11.0	.416	.408	.826

WORSTER, ULIS ARE AT THE POINT

One of the biggest changes for the Huskers is in the backcourt with the additions of Rolлие Worster and Ahron Ulis to the Husker lineup. Worster, who played at both Utah State and Utah, is averaging 7.9 points, 4.0 rebounds and 2.8 assists per game

- Over the last 13 games heading into Thursday's game vs. Maryland, Worster has a 3.6-to-1 assist-to-turnover ratio, compared to 1.3-to-1 over NU's first 11 games.
- He has eight double-figure efforts, including an 11-point, three-assist performance at No. 16 Oregon on Feb. 2
- Worster is only eight assists away from reaching 500 for his career. He would be the first Husker to have 1,000 points, 500 rebounds and 500 assists.
- Worster nearly had a double-double in his Husker debut with season highs of 18 points and nine rebounds against UTRGV.

Ulis, who played three seasons at Iowa and started for the Hawkeyes' 2022-23 NCAA Tournament team, has provided a spark off the bench, averaging 2.5 points and 1.7 assists per game while posting a 2.8-to-1 assist-to-turnover ratio in 20 games.

- He enjoyed the best game of his Husker career at Maryland on Jan. 19, when he dished out a season-high 10 assists and had four rebounds and two steals. It was the first double-figure assist game by a Husker since 2002.

MEAH AND MORGAN TEAM TALL TALES

Braxton Meah and Andrew Morgan combine to give the Huskers a pair of frontcourt performers with different skill sets.

Meah started 18 contests and the Washington transfer averages 3.0 points on 78 percent shooting and 3.2 rebounds per game. He has five games with at least five rebounds and has made his last 11 field goal attempts dating back to Dec. 30. He provided a spark in Sunday's win with Ohio State, finishing with five points in seven minutes of work. Meah scored a season-high 12 points and added five rebounds in the win over South Dakota on Nov. 27. He made a significant impact in the win over No. 14 Creighton on Nov. 22, as he grabbed six boards and helped Big East Preseason Player of the Year Ryan Kalkbrenner without a field goal after he entered the contest averaging 26 points per game.

Morgan, a transfer from North Dakota State, has started four of the last five games and is averaging 7.8 points and 4.3 rebounds per game while shooting 57 percent from the field. He is third on the team in rebounding and has 10 double-figure efforts this season.

Morgan scored a season-high 17 points and five rebounds at Maryland on Jan. 19, going over 1,000 career points. He posted his first double-double of the season against Murray State with 12 points and a season-high 12 boards. He keyed NU's win over No. 15 UCLA with 12 points and led NU in scoring at Michigan State with 14 points. Morgan was a two-year starter at North Dakota State who earned All-Summit League honors in 2024.

24.5

Nebraska has gotten great production from its bench, averaging 24.5 points per game this season to rank fourth in the Big Ten. Nebraska has gotten 23 double-figure efforts from its bench this season (Morgan-10, Essegian-11, Ulis-1; Worster-1). The Huskers led the Big Ten in bench production last season, averaging 21.4 points per game.

3X NATIONAL PLAYER OF THE WEEK

Brice Williams has been recognized for his outstanding play, earning USBWA National Player of the Week three times this season. It marked first time a Husker had earned the USBWA's weekly honor since it began in 2010-11.

- Williams was named one of five USBWA National Players of the Week and the Big Ten Player of the Week on Dec. 16 following his effort against Indiana. In that game, Williams had a then-high 30 points, six rebounds and five assists in NU's win over the Hoosiers. He was 10-of-15 from the field and 8-of-11 from the foul line and scored nine of his 30 points in the final 6:30 after Indiana closed to within 68-67.

- He shared the USBWA honor and was named Lute Olson National Player of the Week after helping NU win the Diamond Head Classic. Williams averaged 28.5 ppg on 61 percent shooting along with 4.5 rebounds, 3.5 assists and 2.0 steals per game in helping NU go 2-0 on the week. He matched his career high with 32 points in the semifinal win over Hawai'i and totaled 25 points, seven rebounds and four assists in the title game win over Oregon State.

- His most recent honor came on Feb. 3, when he was the national player of the week by the AP and the USBWA while picking up his second weekly Big Ten honor. He averaged 27.5 points, 7.5 rebounds and 5.0 assists per game in helping Nebraska post wins over No. 18 Illinois and at No. 16 Oregon.

HOME SWEET HOME

The Huskers have made Pinnacle Bank Arena a formidable home court in recent seasons under Fred Hoiberg. This season, NU is 10-2 at home with six wins coming by double figures and is an impressive 39-6 over the last three seasons.

- Nebraska saw its school-record 20-game home winning streak snapped against Rutgers on Jan. 16. It was NU's first home loss since December of 2023.

- As of Feb. 10, Nebraska averages 14,843 fans per game, a total which is 13th nationally.
- In 2023-24, Nebraska went 18-1 at home, setting a school record for home wins in a season. The .947 mark in 2023-24 was NU's best home mark by winning percentage since 1965-66 when NU went 11-0 at home.
- NU was a perfect 10-0 at home in Big Ten play in 2023-24, marking the third time NU has posted an unblemished home conference mark since World War II (also 1965-66 and 2017-18).
- Husker fans filled up Pinnacle Bank Arena in 2023-24, averaging 14,597 fans per game to rank 15th nationally. Nebraska has ranked in the top 15 nationally in attendance in every season but one since Pinnacle Bank Arena opened in 2013-14.

MCGOWENS, TOMINAGA TO PARTICIPATE IN ALL-STAR WEEKEND

Former Huskers Bryce McGowens and Keisei Tominaga will be in action during NBA All-Star Weekend this weekend. McGowens will play in the Castrol Rising Stars, a showcase of top first- and second-year NBA players and NBA G League standouts, and the event will take place on Friday, Feb. 14, at 8 p.m. (central) from the Chase Center in San Francisco. The game will be carried on TNT and streamed on TNT Overtime on the NBA App and NBA.com. McGowens, who is on a two-way contract with the Portland Trail Blazers, has appeared in 22 games for the Rip City Remix in the NBA G League, averaging 28.3 points, 4.1 rebounds, 4.1 assists and 1.3 steals per game this season. He ranks second in the G League in scoring as of Feb. 10.

Tominaga will play in the The NBA G League Up Next Game. The event will take place on Sunday, February 16th at NBA Crossover in the Moscone Center. Tipoff is set for 2:30 p.m. (central) and will be seen on Tubi and the G League App. Tominaga, who played in the 2024 Paris Olympics, has appeared in 16 games for the Indiana Mad Ants this season as of Feb. 10.

A QUICK LOOK AT THE 2024-25 HUSKERS

Nebraska enters the 2024-25 season with a solid group of returners and a deep group of transfers. NU returned six players - not including Rienk Mast, who will miss all of 2024-25 following knee surgery - who saw action a season ago, including returning starters Brice Williams and Juwan Gary. In addition, junior guard Sam Hoiberg was one of three Huskers who played in all 34 games in 2023-24. Nebraska added seven Division I transfers, all of whom are in NU's rotation so far.

- Of the nine players who have been in the rotation through the first 22 games, six are in their first season of action for Nebraska. Newcomers account for more than half of NU's minutes (57%), scoring (52%), rebounds (70%) and assists (60%). Seven of NU's top 10 scorers are in their first year of competition at Nebraska.

NBA COACHES: BACK TO SCHOOL

Fred Hoiberg is one of eight active NCAA coaches to have coached in the NBA, as he spent three-plus seasons with the Chicago Bulls from 2015 to 2018. Hoiberg's 270 regular-season NBA games rank third among the eight former NBA coaches in the collegiate ranks.

<u>Coach, School</u>	<u>NBA Head Coach, Years</u>
John Calipari, Arkansas	New Jersey, 1996-99
Leonard Hamilton, Florida State	Washington, 2000-01
Fred Hoiberg, Nebraska	Chicago, 2015-18
Eric Musselman, USC	Golden State, 2002-04; Sacramento, 2006-07
Rick Pitino, St. John's	New York, 1987-89; Boston, 1997-2001
Reggie Theus, Bethune-Cookman	Sacramento, 2007-09
Darrell Walker, Arkansas Little Rock	Toronto, 1996-98; Washington, 1999-2000
Mike Woodson, Indiana	Atlanta 2004-2010; New York, 2011-14

GATE SCREENING ADDED FOR 2024-25 SEASON

Pinnacle Bank Arena will utilize new gate screening technology during the upcoming men's and women's basketball seasons. The walk-thru frictionless technology should provide a more efficient gate screening process and enhance safety for Husker fans. The arena has secured the same gate screening technology that Nebraska Athletics introduced at Memorial Stadium ahead of the 2024 football season. Nebraska Athletics is excited to partner with Pinnacle Bank Arena in the advancement of safety and security initiatives surrounding home basketball games this coming season.

The new gate scanners have no impact on Pinnacle Bank Arena's Clear Bag Policy which remains in place for all home venues the Huskers compete in. Fans are encouraged to visit pinnaclebankarena.com for detailed information on that policy.

MOBILE TICKETS, CASHLESS CONCESSIONS & DOORDASH ORDERS AT PBA

Beginning with the 2024-25 winter sports, tickets for all Husker athletic events will be mobile. All men's and women's basketball tickets will be mobile this season with the remaining sports to complete the transition to fully mobile by fall of 2025.

Pinnacle Bank Arena concessions are all cashless, and the arena accepts all credit and debit cards, Apple Pay, Google Wallet, Samsung Pay, and Downtown Lincoln Gift Cards. In addition, Pinnacle Bank Arena has partnered with DoorDash for mobile order pickup at concession stands. Download the DoorDash app and when you're at the venue, open the app to order food and drinks from the concession stands. We'll let you know when your order is ready so you can head to the pickup window and pick up your order.

HUSKER FAMILY TIES

Several members of the 2024-25 Huskers have family members who have played basketball at the college or professional levels. The list is led by Fred Hoiberg, who played in the NBA for a decade after a standout career at Iowa State.

Henry Williams scored a school-record 2,383 points at Charlotte and his number 34 jersey was retired by the school, while Larry Griffiths was a 1,000-point scorer at Hartford.

<u>Player</u>	<u>Relative</u>	<u>College (Sport)</u>
Sam Hoiberg	Fred (Father)	Iowa State/NBA (MBB)
	Jack (Brother)	Michigan St./UT-Arlington (MBB)
Ahron Ulis	Tyler (Brother)	Kentucky/NBA (MBB)
Brice Williams	Henry (Father)	Charlotte (MBB)
Gavin Griffiths	Larry (Father)	Hartford (MBB)
	Karen (Mother)	Hartford (WBB)
Rollie Worster	Shannon (Sister)	Montana Western (WBB)
	Father (Scott)	Weber State (MBB)



BROADCAST NOTES

2024-25 RECORD
16-8/6-7 Big Ten

LAST GAME
Sun., Jan. 9
Ohio State..... W, 79-71

UPCOMING GAMES
Thurs., Feb. 13
Maryland..... 7:30 p.m.
Sun., Jan. 16
at Northwestern..... 2 p.m.
Wed., Feb. 19
at Penn State..... 5:30 p.m.

HEAD COACH
Fred Hoiberg (Iowa St., 1995)
Nebraska: 79-102/6th
Career: 194-158/11th

ASSISTANT COACHES
Adam Howard, 3rd season
Nate Loenser, 4th season
Ernie Zeigler, 3rd season

2024-25 SCHEDULE
NOV
4 UT Rio Grand Valley... W, 87-67
9 Bethune Cookman ... W, 63-58
13 FDU W, 86-60
17 vs. Saint Mary's L, 74-77
22 at Creighton W, 74-63
27 South Dakota W, 96-79


















DEC
1 North Florida W, 103-72
7 at Michigan State * ... L, 52-89
13 Indiana * W, 85-68

Diamond Head Classic
22 vs. Murray St. W, 66-49
23 vs. Hawai'i W, 69-55
25 vs. Oregon State..... W, 78-66
30 Southern W, 77-43

JAN
4 UCLA * W, 66-58
7 at Iowa * L, 87-97 (OT)
12 at Purdue * L, 68-104
16 Rutgers * L, 82-85
19 at Maryland * L, 66-69
22 USC * L, 73-78
26 at Wisconsin * L, 55-83
30 Illinois * W, 80-74 (OT)

FEB
2 at Oregon * W, 77-71
5 at Washington * W, 86-72
9 Ohio State * W, 79-71
13 Maryland * 7:30 p.m.
16 at Northwestern * 2 p.m.
19 at Penn State * 5:30 p.m.
24 Michigan * 7 p.m.

MARCH
1 Minnesota * 1 p.m.
4 at Ohio State * 8 p.m.
9 Iowa * 11:30 a.m.
12-
16 at Big Ten Tournament
*Big Ten Game; All times listed at central

CONNOR ESSEGAN (EH-SEE-JIN)										G / 6-4 / 190 / Jr. / Fort Wayne, Ind.									
0		GP/GS	PPG	RPG	APG	SPG	FG%	3PT%	FT%	Last Game: Totaled five point and four rebounds vs. Ohio State									
		2024-25	24/3	11	2.6	1.0	0.5	.416	.408	.826	◀ 12 double-figure games and is among B1G leaders in 3-point pct. and 3-pointers per game								
		B1G	13/1	9.0	2.5	1.2	0.6	.380	.368	.800	◀ Has three 20-point games in 2024-25 and four games with five-or-more 3-pointers								
		Career	92/22	8.5	2.4	0.6	0.2	.405	.368	.867	◀ Set career highs in points (29), assists (five) and 3-pointers (six) vs. South Dakota								
SAM HOIBERG										G / 6-0 / 185 / Jr. / Lincoln, Neb.									
1		GP/GS	PPG	RPG	APG	SPG	FG%	3PT%	FT%	Last Game: Finished with four points, three assists and two boards vs. Ohio State									
		2024-25	24/5	3.5	2.1	1.7	1.3	.475	.407	.889	◀ Totaled eight points, including 2-of-2 from 3-point range, at Maryland								
		B1G	13/5	4.3	2.1	2.0	1.1	.515	.471	.933	◀ Had seven points, four assists, three steals and three rebounds at Washington								
		Career	79/6	3.6	2.4	1.3	0.9	.447	.357	.774	◀ Junior guard who averaged 3.4 ppg and led NU with a 2.45-to-1 asst.-to-TO ratio in 2023-24								
AHRON ULIS (YOU-LISS)										G / 6-3 / 190 / Sr. / Chicago, Ill.									
2		GP/GS	PPG	RPG	APG	SPG	FG%	3PT%	FT%	Last Game: Was scoreless in 1:50 of playing time against Ohio State									
		2024-25	20/1	2.5	1.5	1.7	0.6	.351	.200	.357	◀ Dished out a career-high 10 assists along with four boards and two steals at Maryland								
		B1G	13/1	1.6	1.0	1.6	0.5	.333	.222	.200	◀ Started 27 games at guard in 2022-23, averaging 6.1 ppg, 2.1 apg as Iowa reached NCAA Tournament								
		Career	104/28	3.7	1.6	1.9	0.5	.370	.288	.732	◀ First-team All-Illinois by AP as a senior (20.3 ppg, 4.1 rpg and 2.8 apg) at Marian Catholic								
BRICE WILLIAMS										G / 6-7 / 214 / Sr. / Huntersville, N.C.									
3		GP/GS	PPG	RPG	APG	SPG	FG%	3PT%	FT%	Last Game: Collected first double-double of 2024-25 with 24 points and 10 rebounds vs. OSU									
		2024-25	24/24	19.4	4.2	2.8	1.0	.475	.358	.901	◀ MVP of Diamond Head Classic (22 ppg, 3.7 rpg, 3.0 apg, 2.0 spg); 32 pts at Hawai'i								
		B1G	13/13	19.9	4.8	3.15	0.9	.455	.324	.878	◀ B1G & National POW after 30-point, six-rebound, five-assist effort vs. Indiana								
		Career	146/85	11.8	4.2	1.5	0.7	.462	.385	.839	◀ Started all 34 games in 2023-24, averaging 13.4 ppg, 5.5 rpg, 2.5 apg, 1.1 spg								
JUWAN GARY (JUH-WAHN)										F / 6-6 / 226 / Sr. / Columbia, S.C.									
4		GP/GS	PPG	RPG	APG	SPG	FG%	3PT%	FT%	Last Game: Totaled 19 points and five rebounds vs. Ohio State									
		2024-25	69/61	11.6	5.8	1.0	1.2	.461	.288	.712	◀ Finished with 23 points, including 10-of-12 FT, and five rebounds at Oregon								
		B1G	13/13	14.3	5.9	0.4	0.9	.435	.260	.736	◀ Four 20-point games, including career high with 27 points on 11-of-19 shooting vs. USC								
		Career	128/79	8.6	4.6	0.6	0.9	.478	.272	.672	◀ Collected his first double-double of the year with 13 points and 13 boards at Iowa								
BRADEN FRAGER										F / 6-7 / 220 / Fr. / Lincoln, Neb.									
5		GP/GS	PPG	RPG	APG	SPG	FG%	3PT%	FT%	Last Game: Has not played in 2024-25 and will likely redshirt									
		2024-25	0/0	0.0	0.0	0.0	0.0	.000	.000	.000	◀ True freshman who graduated high school a year early to begin his college career								
		B1G	0/0	0.0	0.0	0.0	0.0	.000	.000	.000	◀ Averaged 18.3 points, 7.0 rebounds, 1.2 assists & 1.2 steals per game at Lincoln SW in 2023-24								
		Career	0/0	0.0	0.0	0.0	0.0	.000	.000	.000	◀ Ranked among the top-200 players in the class of 2025 before reclassifying; Turned 18 on Nov. 10								
JEFFREY GRACE III										G / 6-3 / 197 / Jr. / Elmhurst, Ill.									
8		GP/GS	PPG	RPG	APG	SPG	FG%	3PT%	FT%	Last Game: Did not play vs. Ohio State									
		2024-25	9/0	0.8	0.3	0.0	0.1	.600	.000	.500	◀ Academic All-Big Ten pick who played in 27 games over the last two seasons after walking on								
		B1G	4/0	0.5	0.0	0.0	0.3	1.000	.000	.000	◀ Participated in No Filter Life Skills trip to Ecuador in August of 2024								
		Career	36/0	0.5	0.3	0.1	0.1	.545	.000	.455	◀ Averaged 11.0 ppg, 5.0 rpg and 3.0 apg as a senior at York (Ill.) High School in 2020-21								
BERKE BÜYÜKTÜNCEL (BEAR-KEH BUH-YOOK-TOON-JELL)										F / 6-10 / 224 / So. / Bursa, Türkiye									
9		GP/GS	PPG	RPG	APG	SPG	FG%	3PT%	FT%	Last Game: Had 5th double-figure game with 15 points, six boards and three assists vs. Ohio State									
		2024-25	23/21	7.2	5.9	1.3	1.0	.453	.323	.677	◀ Totaled a career-high 16 points, including 3-of-4 from 3, and six boards vs. Oregon State								
		B1G	13/11	6.1	4.8	1.2	0.9	.395	.375	.444	◀ Finished with 12 points, nine boards and two assists vs. No. 14 Creighton								
		Career	49/29	5.8	4.1	0.9	0.6	.423	.314	.649	◀ Represented Türkiye at 2024 European U20 Champs.; 12.0 ppg, 7.7 rpg, 1.3 bpg and 1.3 spg								
GAVIN GRIFFITHS										G / 6-7 / 193 / So. / Simsbury, Conn.									
12		GP/GS	PPG	RPG	APG	SPG	FG%	3PT%	FT%	Last Game: Did not play vs. Ohio State									
		2024-25	12/0	2.3	1.8	0.8	0.3	.333	.208	.000	◀ Matched his season high with eight points on 3-of-3 shooting vs. Southern								
		B1G	4/0	0.0	0.0	0.5	0.3	.000	.000	.000	◀ Rutgers transfer had season highs in points (eight), boards (five) and blocks (two) vs. FDU								
		Career	12/0	2.3	1.8	0.8	0.3	.333	.208	.000	◀ Played in all 32 games in 2023-24; averaged 5.8 ppg, 2.2 rpg; 2nd on team in 3-pointers (31)								
JUSTIN BOLIS										F / 6-8 / 225 / So. / Lincoln, Neb.									
20		GP/GS	PPG	RPG	APG	SPG	FG%	3PT%	FT%	Last Game: Has not played in 2024-25 and will likely redshirt									
		2024-25	0/0	0.0	0.0	0.0	0.0	.000	.000	.000	◀ Walk-on who played at Southeast (Neb.) CC last year, averaging 15.8 ppg and 8.7 rpg								
		B1G	0/0	0.0	0.0	0.0	0.0	.000	.000	.000	◀ Totaled 11 double-doubles in 2023-24, including 21 points & 15 rebounds vs North Iowa Area CC								
		Career	0/0	0.0	0.0	0.0	0.0	.000	.000	.000	◀ Played at Lincoln High for Coach Dan Noble and was named to Heartland Athletic Conf. team								
ANDREW MORGAN										F / 6-10 / 242 / Sr. / Waseca, Minn.									
23		GP/GS	PPG	RPG	APG	SPG	FG%	3PT%	FT%	Last Game: Had two points, three boards and a steal vs. Ohio State									
		2024-25	24/4	7.8	4.3	0.9	0.3	.567	.250	.565	◀ Totaled a season-high 17 points and five boards at Maryland, going over 1,000 points								
		B1G	13/4	8.3	3.8	1.0	0.5	.590	.143	.455	◀ Collected first double-double (5th of career) with 12 points & 12 boards vs. Murray State								
		Career	109/63	9.6	4.6	0.9	0.3	.577	.345	.620	◀ Second-team All-Summit League in 2023-24, averaging 12.9 ppg on 56 percent shooting								
ROLLIE WORSTER (RAW-LEE WOOSTER)										G / 6-5 / 220 / Sr. / Missoula, Mont.									
24		GP/GS	PPG	RPG	APG	SPG	FG%	3PT%	FT%	Last Game: Totaled five points, four boards and three assists vs. Ohio State									
		2024-25	24/20	7.9	4.0	2.8	1.0	.446	.237	.710	◀ Had 10 points and team highs in rebounds (seven) and assists (five) vs. Rutgers								
		B1G	13/9	7.5	3.5	2.7	1.0	.446	.211	.711	◀ Totaled 14 points on 6-of-9 shooting and four boards at Iowa								
		Career	127/121	8.5	4.5	3.9	1.0	.415	.285	.761	◀ Averaged 9.9 ppg, 5.5 apg and 4.9 rpg in 2023-24, led Pac-12 in asst.-to-TO before injury in Jan.								
NICK JANOWSKI										G / 6-4 / 208 / Fr. / Pewaukee, Wis.									
25		GP/GS	PPG	RPG	APG	SPG	FG%	3PT%	FT%	Last Game: Has not played in 2024-25 and will likely redshirt									
		2024-25	0/0	0.0	0.0	0.0	0.0	.000	.000	.000	◀ Totaled 2,297 career points en route to winning three state titles at Pewaukee High School								
		B1G	0/0	0.0	0.0	0.0	0.0	.000	.000	.000	◀ Averaged 30.8 ppg, 8.2 rpg, and 4.4 apg as a senior in earning first-team all-state honors								
		Career	0/0	0.0	0.0	0.0	0.0	.000	.000	.000	◀ Top-150 recruit whose teams went a combined 106-14 during his four-year career								
CALE JACOBSEN										G / 6-4 / 200 / So. / Ashland, Neb.									
31		GP/GS	PPG	RPG	APG	SPG	FG%	3PT%	FT%	Last Game: Grabbed a rebound in 58 seconds in the first half vs. Ohio State									
		2024-25	16/0	0.6	0.8	0.5	0.3	.300	.143	.667	◀ Career highs in minutes (16), assists (three), steals (two) and blocks (two) vs. UNF								
		B1G	8/0	0.5	0.5	0.0	0.0	.333	.333	.500	◀ Played in 20 games as a redshirt freshman in 2023-24, primarily in situational roles								
		Career	36/0	0.6	0.4	0.4	0.1	.400	.200	.556	◀ Averaged 17.9 ppg, 6.1 apg, 5.8 rpg as a senior in leading Ashland-Greenwood to a state title								
BRAXTON MEAH (MEE-UH)										C / 7-1 / 265 / Sr. / Layton, Utah									
34		GP/GS	PPG	RPG	APG	SPG	FG%	3PT%	FT%	Last Game: Shined off the bench with five points and two boards in seven minutes vs. OSU									
		2024-25	21/18	3.0	3.2	0.8	0.3	.784	.000	.375	◀ Matched his season high with six boards and had six points vs. Rutgers								
		B1G	11/8	2.5	2.5	0.6	0.3	.923	.000	.333	◀ Finished with 12 points on 6-of-6 shooting and five boards vs. South Dakota								
		Career	139/65	4.6	4.2	0.3	0.3	.732	.000	.542	◀ Had six boards and helped limit Creighton's Ryan Kalkbrenner without a field goal								
HENRY BURT										F / 6-7 / 222 / So. / Omaha, Neb.									
35		GP/GS	PPG	RPG	APG	SPG	FG%	3PT%	FT%	Last Game: Did not play vs. Ohio State									
		2024-25	4/0	0.5	0.0	0.0	0.0	.250	.000	.000	◀ Had his first basket of the season against FDU								
		B1G	0/0	0.0	0.0	0.0	0.0	.000	.000	.000	◀ Walk-on who is in his third season at Nebraska, Played in seven games in 2022-23								
		Career	11/0	0.4	0.3	0.0	0.0	.333	.000	.000	◀ Averaged 12.6 ppg & 6.1 rpg as a senior at Elkhorn South								
RIENK MAST (RINK)										F / 6-10 / 260 / Sr. / Groningen, Netherlands									
51		GP/GS	PPG	RPG	APG	SPG	FG%	3PT%	FT%	Last Game: Will miss the 2024-25 season									
		2024-25	0/0	0.0	0.0	0.0	0.0	.000	.000	.000	◀ All Big-Ten forward (12.3 ppg, 7.5 rpg, 3.0 apg) who will redshirt after knee surgery								
		B1G	0/0	0.0	0.0	0.0	0.0	.000	.000	.000	◀ Had team-high six double-doubles (most by Husker since 2008); 20 double-figure games								
		Career	120/111	11.6	7.5	1.2	0.5	.476	.334	.749	◀ Career high 34 points (13-of-17; 6-8 from 3), 10 boards and four assists vs. Ohio St. (1/23/24)								

NEBRASKA HEAD COACH FRED HOIBERG

NEBRASKA (2019-PRESENT)

- Hired as Nebraska's 28th men's basketball coach on March 30, 2019, a position his grandfather (Jerry Bush) held for nine seasons from 1954 to 1963.
- Guided Nebraska to the 2024 Diamond Head Classic title, the Huskers' first MTE title since 2000
- Named Jim Phalen National Coach of the Year and shared Big Ten Coach-of-the-Year honors (coaches and media) in 2024.
- Coached Nebraska to a third-place finish in the Big Ten in 2023-24, the highest conference finish by NU since 1992-93.
- Guided Nebraska to its first NCAA Tournament appearance since 2014.
- Led Nebraska to its fourth win over a No. 1 team in school history and first time since 1982 (1/9/24 vs. No. 1 Purdue).
- Is the only coach in school history with two road wins against top-10 teams (2021-22 at No. 10 Wisconsin; 2022-23 at No. 7 Creighton).
- Guided Nebraska to three consecutive road wins over ranked opponents (No. 23 Ohio State and No. 10 Wisconsin in 2021-22 and No. 7 Creighton in 2022-23) for the first time in school history.
- Had NBA Draft Picks in both 2021 (Dalano Banton) and 2022 (Bryce McGowens) and has produced 12 players who have reached the NBA.

CHICAGO BULLS (2015-18)

- Coached the Chicago Bulls for three-plus seasons, posting a 115-155 record.
- Became just the fifth coach in franchise history to post a winning record in his debut season.
- Took the Bulls to the 2017 NBA Playoffs where they won the first two games against the top-seeded Boston Celtics, as the Bulls were the first No. 8 seed to take a 2-0 lead against a No. 1 seed since 1993.
- Was the fifth coach in NBA history to have each of his first two career playoff victories come on the road.

IOWA STATE (2010-15)

- Served as head coach at his alma mater for five seasons, posting a 115-56 record, which is the top winning percentage in school history (.673).
- Led the Cyclones to four straight NCAA Tournament appearances - a program record - while his 115 wins were the most in a five-year stretch in school history.
- Guided Iowa State to back-to-back Big 12 Tournament titles in 2014 and 2015.
- Produced four All-Americans, 12 All-Big 12 honorees and 10 players who played in the NBA.
- Named Big 12 Coach of the Year in 2012, as the Cyclones went from three conference wins to 12 in one season.
- Won 28 games and reached the NCAA Sweet 16 in 2014.
- Led the Big 12 in scoring offense in two of his last four seasons and topped the conference in 3-pointers four times in five years.

MINNESOTA TIMBERWOLVES (2005-10)

- Served as Vice President of Basketball Operations in 2009-10, overseeing the day-to-day operations of basketball programs including college and pro scouting, salary cap management and NBA Draft preparations.
- Was the Assistant General Manager for three seasons, helping the Timberwolves orchestrate a draft-day trade for five-time all-star Kevin Love in 2008.

AS AN NBA PLAYER (1995-2005)

- Spent 10 years in the NBA with the Indiana Pacers (four seasons), Chicago Bulls (four seasons) and Minnesota Timberwolves (two seasons) after being selected in the second round of the 1995 NBA Draft.
- Was a member of three NBA Playoff Teams, including a Timberwolves team that reached the 2004 Western Conference Finals.
- Shot 40 percent from 3-point range during his career and led the NBA in 3-point shooting in his final season (48.3, 2004-05).
- Ended his NBA career abruptly at the age of 33 after undergoing open-heart surgery to repair an aneurysm in his aortic root.

AS A PLAYER AT IOWA STATE (1991-95)

- Started all four seasons at Iowa State, averaging 15.8 points, 6.9 rebounds, 2.8 assists and 1.6 steals per game in his collegiate career.
- His No. 32 was retired by Iowa State in 1997 and he is a member of the Iowa State Hall of Fame.
- Garnered third-team All-America honors as a senior in 1994-95, averaging 19.9 points per game to help the Cyclones win a then-school-record 23 games and was named Big Eight Co-Male Athlete of the Year in 1995.
- Two-time Academic All-American who was inducted into the CSC Academic Hall of Fame in 2016.



FRED HOIBERG'S COLLEGIATE COACHING RECORD

Year	School	Overall Record	Pct.	Conf. Record	Pct	Conf. Finish	Postseason
2010-11	Iowa State	16-16	.500	3-13	.188	12th	None
2011-12	Iowa State	23-11	.676	12-6	.677	T-3rd	NCAA Third Round
2012-13	Iowa State	23-12	.657	11-7	.611	T-4th	NCAA Third Round
2013-14	Iowa State	28-8	.778	11-7	.611	T-3rd	NCAA Sweet 16
2014-15	Iowa State	25-9	.735	12-6	.677	T-2nd	NCAA Second Round
2019-20	Nebraska	7-25	.219	2-18	.100	14th	None
2020-21	Nebraska	7-20	.259	3-16	.158	14th	None
2021-22	Nebraska	10-22	.313	4-16	.200	T-13th	None
2022-23	Nebraska	16-16	.500	9-11	.450	T-11th	None
2023-24	Nebraska	23-11	.676	12-8	.600	T-3rd	NCAA First Round
2024-25	Nebraska	16-8	.667	6-7	.462	-	-
Totals	11th Season	194-158	.551	85-115	.425		

2024-25 RADIO/TV ROSTER



0 | CONNOR
ESSEGIAN
Jr. | G | 6-4 | 190



1 | SAM
HOIBERG
Jr. | G | 6-0 | 185



2 | AHRON
ULIS
Sr. | G | 6-3 | 190



3 | BRICE
WILLIAMS
Sr. | G | 6-7 | 214



4 | JUWAN
GARY
Sr. | F | 6-6 | 226



5 | BRADEN
FRAGER
Fr. | F | 6-7 | 220



8 | JEFFREY
GRACE III
Jr. | G | 6-3 | 200



9 | BERKE
BÜYÜKTUNCEL
So. | F | 6-10 | 244




12 | GAVIN
GRIFFITHS
So. | G | 6-7 | 193



20 | JUSTIN
BOLIS
So. | F | 6-8 | 225



23 | ANDREW
MORGAN
Sr. | F | 6-10 | 242



24 | ROLLIE
WORSTER
Sr. | G | 6-5 | 210



25 | NICK
JANOWSKI
Fr. | G | 6-4 | 208



31 | CALE
JACOBSEN
So. | G | 6-4 | 195



34 | BRAXTON
MEAH
Sr. | C | 7-1 | 265



35 | HENRY
BURT
So. | F | 6-7 | 222



51 | RIENK
MAST
Sr. | F | 6-10 | 260



FRED HOIBERG
Head Coach



ADAM HOWARD
Assistant Coach



NATE LOENSER
Assistant Coach



ERNIE ZEIGLER
Assistant Coach



KURT JOSEPH
Director of Men's
Basketball Strength &
Conditioning



LUCA VIRGILIO
Director of Basketball
Strategies & Business
Operations



EMMANUEL
TOMMY
Director of Player
Development



MICHAEL BANIA
Video
Coordinator



PADYN BORDERS
Recruiting
Coordinator



SHERYL BURBACH
Assistant Director of
Basketball Operations



ANDREW MCCABE
Athletic Trainer



PAT NORRIS
Equipment Manager



JAKE BLATTNER
Performance
Nutrition Coordinator



MATT THOME
NAPL Director



NIHILO IBARRA
Graduate Manager



JUSTIN MOORE
Graduate Manager



JOSIAH ALLICK
Graduate Manager



2024-25 Roster Page

THE LAST TIME...

Nebraska Team

Ranked in the top 5 (AP Poll) Never Happened
 Ranked in the top 10 (AP Poll) March 1, 1966
 Ranked in the top 20 (AP Poll) Jan. 2, 1995
 Ranked in the top 25 (AP Poll) Dec. 31, 2018 (No. 24)
 Ranked in the top 25 (USA Today Coaches Poll) Dec. 31, 2018 (No. 23)

Played AP Poll No. 1 ranked team def. No. 1 Purdue (88-72), 1/9/2024
 Defeated AP Poll No. 1 ranked team def. No. 1 Purdue (88-72), 1/9/2024
 Played AP Poll No. 2 ranked team lost at No. 2 Michigan (47-62), 1/9/13
 Defeated AP Poll No. 2 ranked team vs. No. 2 Oklahoma State (85-69), 2/5/1992
 Played Team Ranked 1-5 by AP def. No. 1 Purdue (88-72), 1/9/2024
 Defeated Team Ranked 1-5 by AP def. No. 1 Purdue (88-72), 1/9/2024
 Played Team Ranked 6-10 by AP won vs. No. 6 Wisconsin (80-72, OT), 2/1/2023
 Defeated Team Ranked 6-10 by AP vs. No. 6 Wisconsin (80-72, OT), 2/1/2023
 Defeated Team Ranked 11-25 by AP No. 18 Illinois (80-74, OT), 1/30/2025
 Defeated Team Ranked 1-10 by AP on Road at No. 7 Creighton (63-53), 12/4/2022
 Defeated Ranked Team by AP on Road at No. 16 Oregon (77-71), 2/2/2025

Scored 100 or more points 103; North Florida, 12/1/2024
 Scored 90 or more points 103; North Florida, 12/1/2024
 Scored 80 or more points 86; at Oregon, 2/5/2025
 Scored less than 50 points 48; Wisconsin, 2/10/2021
 Scored less than 40 points 38; at Oregon, 12/15/2012
 Shot 75% from the field 750; vs. Nebraska-Omaha (42-56), 1/25/1988 \$
 Shot 70% from the field 723; vs. UNC Wilmington (34-47), 12/5/1997
 Shot 60% from the field 612; Indiana (30-49), 12/13/2024

Made 50 or more free throws Never Happened
 Made 40 or more free throws 43; vs. Texas (43-59), 1/3/1996 - \$
 Made 30 or more free throws 37; vs. UTSA (37-50), 12/20/2017
 Made 25 or more free throws 25; UCLA (25-29), 1/4/2025
 Attempted 60 or more free throws 60; vs. Kansas State (36-60), 1/11/1954 - \$
 Attempted 50 or more free throws 50; vs. UTSA (37-50), 12/20/2017
 Attempted 40 or more free throws 50; vs. UTSA (37-50), 12/20/2017
 Attempted 30 or more free throws 30; at Creighton (22-30), 11/22/2024
 Shot 100% from the foul line (min 10 att.) 1.000; at Illinois (14-14), 2/4/2024
 Shot 95% from the foul line (min 10 att.) 1.000; at Illinois (14-14), 2/4/2024
 Shot 90% from the foul line (min 10 att.) 909; at Purdue (10-11), 1/12/2025
 Shot 90% from the foul line (min 20 att.) 917; vs. Texas A&M (NCAA) (22-24), 3/22/2024

Made 20 or more 3-pointers Never Happened
 Made 15 or more 3-pointers 15; Kennesaw State (15-29), 12/22/2021
 Made 10 or more 3-pointers 11; at Oregon (11-19), 2/5/2025
 Made 0 3-pointers 0; vs. Jacksonville State (0-5), 12/18/2012
 Held Opponent to 0 3-pointers 0; Southeastern Louisiana, 11/22/2015
 Attempted 40 or more 3-pointers 41; vs. Nevada (9-41), 11/26/2020 \$
 Attempted 30 or more 3-pointers 30; at Wisconsin (10-30), 1/26/2025
 Attempted 20 or more 3-pointers 23; at Oregon (4-23), 2/2/2025
 Shot 75% from 3-point range (min. 10 att.) 750; vs. UT-Pan American (9-12), 12/2/2009 - \$
 Shot 60% from 3-point range (min. 20 att.) 609; Purdue (14-23), 1/9/24
 Shot 60% from 3-point range (min. 10 att.) 609; Purdue (14-23), 1/9/24
 Shot 50% from 3-point range (min. 20 att.) 538; Ohio State (14-26), 1/23/2024
 Shot 50% from 3-point range (min. 10 att.) 579; at Washington (11-19), 2/5/2025

Had 60 or more rebounds 60; vs. Oral Roberts, 12/22/1999
 Had 50 or more rebounds 50; South Carolina State, 12/29/2023

Had 30 or more assists 35; Northeastern Illinois, 12/21/1994
 Had 25 or more assists 25; Doane, 12/17/2020
 Had 20 or more assists 22; Southern, 12/30/2024
 Had 15 or more assists 15; Ohio State, 2/9/2025

Had 20 or more steals 23; vs. Texas Tech, 3/4/1999 - \$
 Had 15 or more steals 15; Indiana, 1/3/2024
 Had 10 or more steals 11; at Iowa, 1/7/2025

Had 15 or more blocked shots 15; vs. Coppin State, Dec. 6, 1996 - \$
 Had 10 or more blocked shots 14; at Northwestern, 1/2/2018

Had 30 or more turnovers 31; at Creighton, 12/11/2005
 Had 20 or more turnovers 20; South Carolina State, 12/29/2023
 Had 5 or less turnovers 2; vs. Duquesne, 11/22/2023 - #

Nebraska Player...

Had 20 or more points: 24; Brice Williams vs. Ohio State, 2/9/2025
 Had 25 or more points: 28; Brice Williams at Oregon, 2/2/2025
 Had 30 or more points: 32; Brice Williams at Hawai'i, 12/23/2024
 Had 40 or more points: 41; Teddy Allen vs. Penn State, 2/23/2021
 Had 20 or more points in a half: 21; Brice Williams (2nd) at Hawai'i, 12/23/2024

Had No Player in Double Figures: vs. Ohio State, 1/21/2012
 Had Five Players with 10 or more points vs. Rutgers, 1/16/2025
 Williams (21); Gary (20); Essegian (12); Morgan (11); Worster (10)
 Had Six Players with 10 or more points North Dakota, 12/20/2023
 Wilcher (16); Lawrence (14); Tominaga (14); Williams (12); Gary (12); Allick (10)
 Two Huskers with 20 or more points, same game: at Oregon, 2/2/25
 Brice Williams (28); Juwan Gary (23)
 Two Huskers with 25 or more points, same game: vs. Western Illinois, 11/9/21
 Alonzo Verge Jr. (26); Bryce McGowens (25)
 Three Huskers with 20 or more points, same game: Iowa, 3/10/2019
 James Palmer Jr. (30); Glynn Watson Jr. (23); Isaiah Roby (23)
 Two Huskers with 30 or more points, same game: vs. Oregon, 11/25/1995
 Tyrone Lue (30) & Jaron Boone (30) - only time in school history

Had 10 or more rebounds: 10; Brice Williams vs. Ohio State, 2/9/25
 Had 15 or more rebounds: 18; Juwan Gary at Kansas State, 12/17/2023
 Had 20 or more rebounds: 21; Kimani Ffriend vs. Oral Roberts, 12/22/1999
 Had 25 or more rebounds: 26; Bill Johnson vs. Iowa State, 1/4/1954 - \$
 Two Huskers with 10 or more rebounds, same game: at Kansas State, 12/17/2023
 (Juwan Gary-18; Rienk Mast-12)
 Three Huskers with 10 or more rebounds, same game: vs. Texas Tech, 1/19/2000
 (Steffon Bradford 16; Kimani Ffriend 12; Louis Truscott 11)

Had 5 or more 3-pointers: 5; Connor Essegian Southern (6-12), 12/30/2024
 Had 6 or more 3-pointers: 6; Connor Essegian Southern (6-12), 12/30/2024
 Had 7 or more 3-pointers: 7; Kobe Webster at Northwestern (7-12), 3/7/2021
 Had 8 or more 3-pointers: 8; Cary Cochran, vs. Baylor (8-13), 2/27/2002 - \$

Had 5 or more assists: 6; Brice Williams at Oregon, 2/2/25
 Had 10 or more assists: 10; Ahron Ullis at Maryland, 1/19/2025
 Had 15 or more assists: 15; Charles Richardson vs. Rutgers, 12/2/2006
 Had 18 or more assists: 18; Brian Carr, at Evansville, 1/3/1985 - \$

Had 5 or more blocked shots: 5; Isaiah Roby vs. Northwestern, 2/16/2019
 Had 6 or more blocked shots: 6; Isaiah Roby vs. Eastern Illinois, 11/11/2017
 Had 7 or more blocked shots: 7; John Turek vs. Colorado, 3/2/2005
 Had 9 or more blocked shots: 9; Mikki Moore vs. Coppin State, 12/6/1996 - \$
 Had 10 or more blocked shots: Never Happened

Had 5 or more steals: 5; Juwan Gary vs. Bethune-Cookman, 11/19/2024
 Had 6 or more steals: 6; Glynn Watson Jr. vs. Long Beach State, 11/26/2017
 Had 7 or more steals: 7; Brandon Richardson at Ohio State, 1/3/2012
 Had 8 or more steals: 8; Cookie Belcher vs. Oklahoma St., 2/7/2001 - \$
 Had 10 or more steals: Never Happened

Had Triple-Double (Points/Rebounds/Assists): Dalano Banton vs. Doane, 12/17/2020, 13/11/10
 Had Double-Double (Points/Rebounds):
 Brice Williams (34 pts/10 reb) vs. Ohio State, 2/9/25
 Had Double-Double (Points/Assists): Alonzo Verge Jr. at NC State (25/11), 12/1/2021
 Had Double-Double (Points/Steals): Never Happened
 Had Double-Double (Points/Blocks): Never Happened
 Had Two Players with Double-Doubles:
 Josiah Allick (10 pts./12 reb.) and Juwan Gary (15 pts./11 reb.) vs. Rutgers, 3/3/2024

\$ - School Record - # - Tied School record
 As of 2/9/2025

2024-25 GAME BY GAME

Team	FG-FGA	Pct.	3FG-3FGA	Pct.	FT-FTA	Pct.	O-D	Reb.	PF	A	TO	B	S	Pts.	W/L
UTRGV at Nebraska	24-62	.387	13-41	.317	6-9	.667	9-23	32	27	11	20	0	4	67	
	28-57	.491	6-19	.316	25-35	.714	11-31	42	15	11	13	2	9	87	W
Bethune-Cookman at Nebraska	22-62	.355	9-26	.346	5-7	.714	12-27	39	23	11	22	5	5	58	
	19-55	.345	4-22	.182	21-26	.808	13-28	41	14	11	18	4	11	63	W
FDU at Nebraska	23-57	.404	7-23	.304	7-11	.636	7-24	31	21	12	17	3	6	60	
	28-65	.431	7-28	.250	23-28	.821	14-29	43	15	20	8	6	10	86	W
Saint Mary's vs. Nebraska	21-61	.426	11-23	.478	14-25	.560	17-14	31	21	14	9	3	12	77	
	22-49	.449	5-17	.294	25-29	.862	13-21	34	19	8	15	6	6	74	L
at No. 14 Creighton Nebraska	17-52	.327	12-42	.286	17-23	.739	8-29	37	19	12	17	3	4	63	
	24-57	.421	4-16	.250	22-30	.733	7-30	37	22	18	7	1	10	74	W
South Dakota at Nebraska	26-60	.433	8-28	.286	19-27	.704	9-24	33	16	12	12	3	6	79	
	33-68	.485	13-33	.394	17-21	.810	14-29	43	16	24	12	2	10	96	W
North Florida at Nebraska	25-65	.385	14-43	.326	8-12	.667	10-27	37	19	13	16	1	2	72	
	40-69	.580	11-24	.458	12-18	.667	6-32	38	12	22	6	4	12	103	W
at Michigan State Nebraska	29-56	.518	9-23	.391	22-23	.957	12-36	48	17	20	17	5	4	89	
	18-54	.333	4-22	.182	12-18	.667	4-15	19	20	8	11	0	8	52	L
Indiana at Nebraska	23-65	.354	8-35	.229	14-20	.600	15-20	35	20	10	9	3	7	68	
	30-49	.612	8-14	.571	17-26	.654	6-29	35	16	16	14	1	5	85	W
vs. Murray State Nebraska	17-55	.309	7-27	.259	8-15	.533	7-19	26	12	7	10	3	5	49	
	26-53	.491	6-17	.353	8-9	.889	6-34	40	12	6	15	4	6	66	W
at Hawai'i Nebraska	20-47	.426	5-20	.250	10-15	.667	9-18	27	15	5	16	1	4	55	
	26-55	.473	7-17	.412	10-11	.909	9-19	28	13	10	12	4	8	69	W
vs. Oregon State Nebraska	21-53	.396	9-24	.375	15-16	.938	8-18	26	18	9	12	1	5	66	
	25-47	.532	8-20	.400	20-24	.833	7-24	31	15	13	12	0	5	78	W
Southern at Nebraska	13-67	.254	3-24	.125	6-16	.375	17-22	39	17	10	8	4	9	43	
	26-53	.491	13-30	.433	12-18	.667	8-40	48	17	22	14	5	3	77	W
No. 15 UCLA at Nebraska	22-57	.386	4-28	.143	10-13	.769	6-28	34	24	13	15	2	5	58	
	17-52	.327	7-25	.280	25-29	.862	9-30	39	16	11	13	1	10	66	W
at Iowa Nebraska	29-61	.475	17-35	.486	22-25	.880	6-30	36	17	23	13	6	7	97	
	33-71	.465	9-23	.391	12-22	.545	14-27	41	21	14	14	4	11	87	L (OT)
at No. 20 Purdue Nebraska	41-65	.631	19-33	.576	3-6	.500	9-24	33	10	32	10	2	11	104	
	26-54	.481	6-27	.222	10-11	.909	4-16	20	10	15	17	2	9	68	L
Rutgers at Nebraska	33-67	.492	12-29	.414	7-14	.500	17-23	40	20	16	8	6	4	85	
	28-62	.452	9-22	.409	17-27	.630	19-23	42	15	17	7	2	5	82	L
at Maryland Nebraska	26-58	.448	10-25	.400	7-12	.583	8-24	32	13	15	12	8	8	69	
	27-58	.466	6-16	.375	6-11	.545	9-27	36	14	15	13	2	8	66	L
USC at Nebraska	27-61	.443	6-21	.286	18-22	.818	12-24	36	16	12	9	1	8	78	
	27-55	.491	5-24	.208	14-17	.824	6-25	31	18	12	11	4	6	73	L
at No. 18 Wisconsin Nebraska	30-63	.476	17-37	.459	6-8	.750	5-38	43	11	18	8	3	5	83	
	21-62	.330	10-30	.330	3-8	.375	7-28	35	11	13	12	4	4	55	L
No. 18 Illinois at Nebraska	26-73	.356	10-42	.238	12-18	.667	20-38	58	18	7	17	7	3	74	
	31-78	.397	5-20	.250	13-18	.722	13-29	42	18	15	6	4	9	80	W (OT)
at No. 16 Oregon Nebraska	24-60	.400	5-20	.250	18-22	.818	11-21	32	19	13	10	1	9	71	
	26-51	.510	4-23	.174	21-29	.724	9-26	35	20	14	12	2	4	77	W
at Washington Nebraska	27-57	.474	10-25	.400	8-12	.667	8-23	31	16	13	9	6	1	72	
	29-55	.527	11-19	.579	17-22	.773	6-24	30	11	16	6	6	6	86	W
Ohio State at Nebraska	26-61	.426	10-25	.400	9-15	.600	7-21	28	20	10	6	2	5	71	
	27-52	.519	7-21	.333	18-21	.857	6-31	37	16	15	10	1	2	79	W

GAME BY GAME STARTERS

Opponent	Date	Result	Guard	Guard	Guard/Forward	Forward	Forward
UTRGV	11/4	W, 87-67	Worster	Williams	Gary	Büyüktuncel	Meah
Bethune-Cookman	11/9	W, 63-58	Worster	Williams	Gary	Büyüktuncel	Meah
FDU	11/13	W, 86-60	Worster	Williams	Essegian	Gary	Büyüktuncel
vs. Saint Mary's	11/17	L, 74-77	Worster	Williams	Gary	Büyüktuncel	Meah
at No. 14 Creighton	11/22	W, 74-63	Worster	Williams	Gary	Büyüktuncel	Meah
South Dakota	11/27	W, 96-79	Worster	Williams	Gary	Büyüktuncel	Meah
North Florida	12/1	W, 103-72	Worster	Williams	Essegian	Gary	Meah
at Michigan State	12/7	L, 52-89	Worster	Williams	Essegian	Gary	Meah
Indiana	12/13	W, 85-68	Worster	Williams	Gary	Büyüktuncel	Meah
vs. Murray State	12/22	W, 66-49	Worster	Williams	Gary	Büyüktuncel	Meah
at Hawai'i	12/23	W, 69-55	Worster	Williams	Gary	Büyüktuncel	Meah
vs. Oregon State	12/25	W, 78-66	Worster	Williams	Gary	Büyüktuncel	Meah
Southern	12/30	W, 77-43	Worster	Williams	Gary	Büyüktuncel	Meah
No. 14 UCLA	1/4	W, 66-58	Worster	Williams	Gary	Büyüktuncel	Meah
at Iowa	1/7	L, 87-97 (OT)	Worster	Williams	Gary	Büyüktuncel	Meah
at No. 20 Purdue	1/12	L, 68-104	Worster	Williams	Gary	Büyüktuncel	Meah
Rutgers	1/16	L, 82-85	Worster	Williams	Gary	Büyüktuncel	Meah
at Maryland	1/19	L, 66-69	Worster	Williams	Gary	Büyüktuncel	Meah
USC	1/22	L, 73-78	Ulis	Williams	Gary	Büyüktuncel	Meah
at No. 18 Wisconsin	1/26	L, 55-83	Williams	Hoiberg	Gary	Büyüktuncel	Morgan
No. 18 Illinois	1/30	W, 80-74 (OT)	Worster	Hoiberg	Williams	Gary	Morgan
at No. 16 Oregon	2/2	W, 77-71	Williams	Hoiberg	Gary	Büyüktuncel	Morgan
at Washington	2/5	W, 86-72	Williams	Hoiberg	Gary	Büyüktuncel	Morgan
Ohio State	2/9	W, 79-71	Worster	Hoiberg	Williams	Gary	Büyüktuncel

2024-25 SUPERLATIVES

NEBRASKA TEAM GAME HIGHS		
POINTS	103	NORTH FLORIDA (12/01/24)
	96	SOUTH DAKOTA (11/27/24)
FIELD GOALS MADE	40	NORTH FLORIDA (12/01/24)
	33	at Iowa (01/07/25)
	33	SOUTH DAKOTA (11/27/24)
FIELD GOAL ATTEMPTS	78	ILLINOIS (01/30/25)
	71	at Iowa (01/07/25)
FIELD GOAL PERCENTAGE	.612 (30-49)	INDIANA (12/13/24)
	.580 (40-69)	NORTH FLORIDA (12/01/24)
3 PT FIELD GOALS MADE	13	SOUTHERN U. (12/30/24)
	13	SOUTH DAKOTA (11/27/24)
3 PT FG ATTEMPTS	33	SOUTH DAKOTA (11/27/24)
	30	at Wisconsin (01/26/25)
	30	SOUTHERN U. (12/30/24)
3 PT FG PERCENTAGE	.579 (11-19)	at Washington (02/05/25)
	.571 (11-14)	INDIANA (12/13/24)
FREE THROWS MADE	25	UCLA (01/04/25)
	25	vs Saint Mary's (CA) (11/17/24)
	25	UTRGV (11/04/24)
FREE THROW ATTEMPTS	35	UTRGV (11/04/24)
	30	at Creighton (11/22/24)
FREE THROW PERCENTAGE	.909 (10-11)	at Purdue (01/12/25)
	.909 (10-11)	at Hawaii (12/23/24)
REBOUNDS	48	SOUTHERN U. (12/30/24)
	43	SOUTH DAKOTA (11/27/24)
	43	FDU (11/13/24)
ASSISTS	24	SOUTH DAKOTA (11/27/24)
	22	SOUTHERN U. (12/30/24)
	22	NORTH FLORIDA (12/01/24)
STEALS	12	NORTH FLORIDA (12/01/24)
	11	Two Times
BLOCKED SHOTS	6	at Washington (02/05/25)
	6	vs Saint Mary's (CA) (11/17/24)
	6	FDU (11/13/24)
TURNOVERS	18	BETHUNE-COOKMAN (11/09/24)
	17	at Purdue (01/12/25)
FOULS	22	at Creighton (11/22/24)
	21	at Iowa (01/07/25)

NEBRASKA TEAM GAME LOWS		
POINTS	52	at Michigan St. (12/07/24)
	55	at Wisconsin (01/26/25)
	63	BETHUNE-COOKMAN (11/09/24)
FIELD GOALS MADE	17	UCLA (01/04/25)
	18	at Michigan St. (12/07/24)
FIELD GOAL ATTEMPTS	47	vs Oregon St. (12/25/24)
	49	vs Saint Mary's (CA) (11/17/24)
	49	INDIANA (12/13/24)
FIELD GOAL PERCENTAGE	.327 (17-52)	UCLA (01/04/25)
	.333 (18-54)	at Michigan St. (12/07/24)
3 PT FIELD GOALS MADE	4	Four times
3 PT FG ATTEMPTS	14	INDIANA (12/13/24)
	16	at Creighton (11/22/24)
	16	at Maryland (01/19/25)
3 PT FG PERCENTAGE	.174 (4-23)	at Oregon (02/02/25)
	.182 (4-22)	BETHUNE-COOKMAN (11/09/24)
	.182 (4-22)	at Michigan St. (12/07/24)
FREE THROWS MADE	3	at Wisconsin (01/26/25)
	6	at Maryland (01/19/25)
FREE THROW ATTEMPTS	8	at Wisconsin (01/26/25)
	9	vs Murray St. (12/22/24)
FREE THROW PERCENTAGE	.375 (3-8)	at Wisconsin (01/26/25)
	.545 (6-11)	at Maryland (01/19/25)
	.545 (12-22)	at Iowa (01/07/25)
REBOUNDS	19	at Michigan St. (12/07/24)
	20	at Purdue (01/12/25)
ASSISTS	6	vs Murray St. (12/22/24)
	8	Three times
STEALS	2	OHIO ST. (02/09/25)
	3	SOUTHERN U. (12/30/24)
BLOCKED SHOTS	0	Two Times
TURNOVERS	6	NORTH FLORIDA (12/01/24)
	6	ILLINOIS (01/30/25)
	6	at Washington (02/05/25)
FOULS	10	at Purdue (01/12/25)

OPPONENT TEAM GAME HIGHS		
POINTS	104	at Purdue (01/12/25)
	97	at Iowa (01/07/25)
	89	at Michigan St. (12/07/24)
FIELD GOALS MADE	41	at Purdue (01/12/25)
	33	RUTGERS (01/16/25)
FIELD GOAL ATTEMPTS	73	ILLINOIS (01/30/25)
	67	RUTGERS (01/16/25)
	67	SOUTHERN U. (12/30/24)
FIELD GOAL PERCENTAGE	.631 (41-65)	at Purdue (01/12/25)
	.518 (29-56)	at Michigan St. (12/07/24)
3 PT FIELD GOALS MADE	19	at Purdue (01/12/25)
	17	at Wisconsin (01/26/25)
	17	at Iowa (01/07/25)
3 PT FG ATTEMPTS	43	NORTH FLORIDA (12/01/24)
	42	ILLINOIS (01/30/25)
	42	at Creighton (11/22/24)
3 PT FG PERCENTAGE	.576 (19-33)	at Purdue (01/12/25)
	.486 (17-35)	at Iowa (01/07/25)
FREE THROWS MADE	22	at Iowa (01/07/25)
	22	at Michigan St. (12/07/24)
FREE THROW ATTEMPTS	27	SOUTH DAKOTA (11/27/24)
	25	at Iowa (01/07/25)
	25	vs Saint Mary's (CA) (11/17/24)
FREE THROW PERCENTAGE	.957 (22-23)	at Michigan St. (12/07/24)
	.938 (15-16)	vs Oregon St. (12/25/24)
REBOUNDS	58	ILLINOIS (01/30/25)
	48	at Michigan St. (12/07/24)
ASSISTS	32	at Purdue (01/12/25)
	23	at Iowa (01/07/25)
STEALS	12	vs Saint Mary's (CA) (11/17/24)
	11	at Purdue (01/12/25)
BLOCKED SHOTS	8	at Maryland (01/19/25)
	7	ILLINOIS (01/30/25)
TURNOVERS	22	BETHUNE-COOKMAN (11/09/24)
	20	UTRGV (11/04/24)
FOULS	27	UTRGV (11/04/24)
	24	UCLA (01/04/25)

OPPONENT TEAM GAME LOWS		
POINTS	43	SOUTHERN U. (12/30/24)
	49	vs Murray St. (12/22/24)
	55	at Hawaii (12/23/24)
FIELD GOALS MADE	17	at Creighton (11/22/24)
	17	vs Murray St. (12/22/24)
	17	SOUTHERN U. (12/30/24)
FIELD GOAL ATTEMPTS	47	at Hawaii (12/23/24)
	52	at Creighton (11/22/24)
FIELD GOAL PERCENTAGE	.254 (17-67)	SOUTHERN U. (12/30/24)
	.309 (17-55)	vs Murray St. (12/22/24)
3 PT FIELD GOALS MADE	3	SOUTHERN U. (12/30/24)
	4	UCLA (01/04/25)
3 PT FG ATTEMPTS	20	at Hawaii (12/23/24)
	20	at Oregon (02/02/25)
3 PT FG PERCENTAGE	.125 (3-24)	SOUTHERN U. (12/30/24)
	.143 (4-28)	UCLA (01/04/25)
FREE THROWS MADE	3	at Purdue (01/12/25)
	5	BETHUNE-COOKMAN (11/09/24)
FREE THROW ATTEMPTS	6	at Purdue (01/12/25)
	7	BETHUNE-COOKMAN (11/09/24)
FREE THROW PERCENTAGE	.375 (6-16)	SOUTHERN U. (12/30/24)
	.500 (3-6)	at Purdue (01/12/25)
	.500 (7-14)	RUTGERS (01/16/25)
REBOUNDS	24	vs Oregon St. (12/25/24)
	26	vs Murray St. (12/22/24)
ASSISTS	5	at Hawaii (12/23/24)
	7	vs Murray St. (12/22/24)
	7	ILLINOIS (01/30/25)
STEALS	1	at Washington (02/05/25)
	2	NORTH FLORIDA (12/01/24)
BLOCKED SHOTS	0	UTRGV (11/04/24)
	1	Six Times
TURNOVERS	6	OHIO ST. (02/09/25)
	8	Three times
FOULS	10	at Purdue (01/12/25)
	11	at Wisconsin (01/26/25)

2024-25 SUPERLATIVES

WON/LOSS MARGIN

	1	2	3	4	5	6	7	8	9	10	11	12	13	14	15	16	17	18	19	20	+20
Husker Wins	0	0	0	0	1	2	0	2	0	0	1	1	0	2	0	0	3	0	0	1	3
Husker Losses	0	0	3	0	1	0	0	0	0	1	0	0	0	0	0	0	0	0	0	0	3

2024-25 INDIVIDUAL GAME HIGHS

Points	32	Williams, Brice at Hawaii (12/23/24)
	30	Williams, Brice vs Indiana (12/13/24)
	29	Essegian, Connor vs South Dakota (11/27/24)
	28	Williams, Brice at Oregon (02/02/25)
	28	Williams, Brice at Iowa (01/07/25)
	28	Williams, Brice vs Saint Mary's (CA) (11/17/24)
Field Goals Made	11	Gary, Juwan vs Southern California (01/22/25)
	10	Williams, Brice at Oregon (02/02/25)
	10	Williams, Brice vs Illinois (01/30/25)
	10	Williams, Brice at Iowa (01/07/25)
	10	Williams, Brice at Hawaii (12/23/24)
	10	Williams, Brice vs Indiana (12/13/24)
	10	Essegian, Connor vs South Dakota (11/27/24)
Field Goal Att.	26	Williams, Brice vs Illinois (01/30/25)
	22	Essegian, Connor vs South Dakota (11/27/24)
FG Pct (min 5 made)	1.000 (6-6)	Meah, Braxton vs South Dakota (11/27/24)
	.857 (6-7)	Morgan, Andrew vs Murray St. (12/22/24)
	.857 (6-7)	Worster, Rollie vs UTRGV (11/04/24)
3-Point FG Made	6	Essegian, Connor vs Southern U. (12/30/24)
	6	Essegian, Connor vs North Florida (12/01/24)
	6	Essegian, Connor vs South Dakota (11/27/24)
3-Point FG Att.	15	Essegian, Connor vs South Dakota (11/27/24)
	12	Essegian, Connor vs Southern U. (12/30/24)
3-Pt FG Pct (min 2 made)	1.000 (2-2)	Buyuktuncel, Berke at Maryland (01/19/25)
	1.000 (2-2)	Hoiberg, Sam at Maryland (01/19/25)
	1.000 (2-2)	Griffiths, Gavin vs Southern U. (12/30/24)
Free Throws Made	11	Williams, Brice vs UCLA (01/04/25)
	11	Williams, Brice vs Saint Mary's (CA) (11/17/24)
Free Throw Att.	12	Gary, Juwan at Oregon (02/02/25)
	12	Williams, Brice vs UCLA (01/04/25)
FT Pct (min 3 made)	1.000 (11-11)	Williams, Brice vs Saint Mary's (CA) (11/17/24)
	1.000 (8-8)	Williams, Brice at Hawaii (12/23/24)
	1.000 (8-8)	Williams, Brice at Creighton (11/22/24)
	1.000 (6-6)	Williams, Brice vs Oregon St. (12/25/24)
Rebounds	13	Gary, Juwan at Iowa (01/07/25)
	12	Morgan, Andrew vs Murray St. (12/22/24)
Assists	10	Ulis, Ahron at Maryland (01/19/25)
	6	Several Times
Steals	5	Gary, Juwan vs Bethune-Cookman (11/09/24)
	4	Buyuktuncel, Berke at Purdue (01/12/25)
	4	Hoiberg, Sam vs North Florida (12/01/24)
	4	Worster, Rollie vs UTRGV (11/04/24)
Blocked Shots	3	Buyuktuncel, Berke vs Saint Mary's (CA) (11/17/24)
	2	Several Times
Turnovers	6	Williams, Brice vs Bethune-Cookman (11/09/24)
	5	Morgan, Andrew vs UCLA (01/04/25)
	5	Williams, Brice vs Southern U. (12/30/24)
	5	Worster, Rollie vs Bethune-Cookman (11/09/24)
Fouls	5	Buyuktuncel, Berke at Maryland (01/19/25)
	5	Hoiberg, Sam at Iowa (01/07/25)
Minutes	42	Williams, Brice vs Illinois (01/30/25)
	41	Gary, Juwan vs Illinois (01/30/25)
	39	Williams, Brice at Iowa (01/07/25)

2024-25 OPPONENT INDIVIDUAL GAME HIGHS

Points	31	Josh Dix at Iowa (01/07/25)
	30	Micah Parrish vs Ohio St. (02/09/25)
	30	Payton Sandfort at Iowa (01/07/25)
	27	John Tonje at Wisconsin (01/26/25)
	25	Pop Isaacs at Creighton (11/22/24)
Field Goals Made	11	Micah Parrish vs Ohio St. (02/09/25)
	10	Josh Dix at Iowa (01/07/25)
Field Goal Att.	21	Micah Parrish vs Ohio St. (02/09/25)
	19	John Tonje at Wisconsin (01/26/25)
FG Pct (min 5 made)	1.000 (5-5)	Kody Williams at Hawaii (12/23/24)
	.875 (7-8)	Dylan Grant vs Rutgers (01/16/25)
3-Point FG Made	7	Josh Dix at Iowa (01/07/25)
	6	Payton Sandfort at Iowa (01/07/25)
3-Point FG Att.	13	Steven Ashworth at Creighton (11/22/24)
	12	Micah Parrish vs Ohio St. (02/09/25)
	12	Pop Isaacs at Creighton (11/22/24)
3-Pt FG Pct (min 2 made)	1.000 (2-2)	Nolan Winter at Wisconsin (01/26/25)
	.833 (5-6)	Fletcher Loyer at Purdue (01/12/25)
Free Throws Made	9	Wesley Yates III vs Southern California (01/22/25)
	8	Payton Sandfort at Iowa (01/07/25)
Free Throw Att.	9	Wesley Yates III vs Southern California (01/22/25)
	9	Payton Sandfort at Iowa (01/07/25)
FT Pct (min 3 made)	1.000 (9-9)	Wesley Yates III vs Southern California (01/22/25)
	1.000 (4-4)	Brandon Angel at Oregon (02/02/25)
	1.000 (4-4)	Josh Dix at Iowa (01/07/25)
	1.000 (4-4)	Parsa Fallah vs Oregon St. (12/25/24)
	1.000 (4-4)	Jaden Akins at Michigan St. (12/07/24)
	1.000 (4-4)	Jeremy Fears Jr. at Michigan St. (12/07/24)
	1.000 (4-4)	Coen Carr at Michigan St. (12/07/24)
	1.000 (4-4)	Jase Richardson at Michigan St. (12/07/24)
	1.000 (4-4)	Jaylen Smith vs North Florida (12/01/24)
	1.000 (4-4)	Steven Ashworth at Creighton (11/22/24)
Rebounds	13	Tre White vs Illinois (01/30/25)
	13	Kasparas Jakucionis vs Illinois (01/30/25)
Assists	14	Braden Smith at Purdue (01/12/25)
	8	Jeremy Fears Jr. at Michigan St. (12/07/24)
Steals	4	TJ Bamba at Oregon (02/02/25)
	4	Wesley Yates III vs Southern California (01/22/25)
	4	Ja'Kobi Gillespie at Maryland (01/19/25)
	4	C.J. Cox at Purdue (01/12/25)
	4	Josh Dix at Iowa (01/07/25)
	4	Myles Rice vs Indiana (12/13/24)
	4	Mikey Lewis vs Saint Mary's (CA) (11/17/24)
	4	Mitchell Saxen vs Saint Mary's (CA) (11/17/24)
Blocked Shots	4	Julian Reese at Maryland (01/19/25)
	4	Owen Freeman at Iowa (01/07/25)
Turnovers	7	Steven Ashworth at Creighton (11/22/24)
	7	Trey Miller vs UTRGV (11/04/24)
Fouls	5	Sean Stewart vs Ohio St. (02/09/25)
	5	TJ Bamba at Oregon (02/02/25)
	5	Owen Freeman at Iowa (01/07/25)
	5	Kobe Johnson vs UCLA (01/04/25)
	5	Sebastian Mack vs UCLA (01/04/25)
	5	Augustas Marciulioni vs Saint Mary's (CA) (11/17/24)
	5	Luke Barrett vs Saint Mary's (CA) (11/17/24)
	5	Reggie Ward Jr. vs Bethune-Cookman (11/09/24)

2024-25 HUSKER LINEUPS

No.	Starting Lineup	Record
1.	Büyüktuncel, Gary, Meah, Williams, Worster	10-5
2.	Büyüktuncel, Essegian, Gary, Williams, Worster	1-0
3.	Essegian, Gary, Meah, Williams, Worster	1-1
4.	Büyüktuncel, Gary, Meah, Ulis, Williams	0-1
5.	Büyüktuncel, Gary, Hoiberg, Morgan, Williams	2-1
6.	Gary, Hoiberg, Morgan, Williams, Worster	1-0
7.	Büyüktuncel, Gary, Hoiberg, Williams, Worster	1-0

2024-25 GAME RECAPS

					-----Nebraska Individual Leaders-----			
Date	Opponent	Result	Record (B1G)	Attend.	Points	Rebounds	Assists	Steals
11/4	UTRGV	W, 87-67	1-0 (0-0)	14,305	Williams (27)	Worster (9)	Worster (3)	Worster (4)
11/9	Bethune-Cookman	W, 63-58	2-0 (0-0)	15,138	Gary (11)	Gary (9)	Griffiths (3)	Gary (5)
11/13	FDU	W, 86-60	3-0 (0-0)	14,473	Gary (19)	Büyüktuncel (7)	Gary (5)	Hoiberg (3)
11/17	vs. Saint Mary's	L, 74-77	3-1 (0-0)	3,241	Williams (28)	Büyüktuncel, Morgan (5)	Gary, Ulis (2)	Büyüktuncel (3)
11/22	at No. 14 Creighton	W, 74-63	4-1 (0-0)	18,475	Williams, Gary (16)	Büyüktuncel (9)	Morgan (3)	Gary, Büyüktuncel (2)
11/27	South Dakota	W, 96-79	5-1 (0-0)	15,172	Essegian (29)	Worster (8)	Worster (6)	Williams, Hoiberg (3)
12/1	North Florida	W, 103-72	6-1 (0-0)	15,359	Essegian (22)	Morgan (9)	Williams (6)	Hoiberg (2)
12/7	at Michigan State	L, 52-89	6-2 (0-1)	14,797	Morgan (14)	Morgan (7)	Worster, Ulis (3)	Worster, Büyüktuncel (2)
12/13	Indiana	W 85-68	7-2 (1-1)	14,635	Williams (30)	Williams (6)	Williams (5)	Four players (1)
12/22	vs. Murray State	W, 66-49	8-2 (1-1)	5,049	Essegian (15)	Morgan (12)	Williams (2)	Williams, Meah (2)
12/23	at Hawai'i	W, 69-55	9-2 (1-1)	4,611	Williams (32)	Büyüktuncel (9)	Williams, Worster (3)	Büyüktuncel (3)
12/25	vs. Oregon State	W, 78-66	10-2 (1-1)	5,086	Williams (25)	Williams (7)	Williams, Worster (4)	Gary, Williams (2)
12/30	Southern	W, 77-43	11-2 (1-1)	14,885	Essegian (20)	Büyüktuncel (9)	Worster (6)	Gary, Williams, Jacobsen (1)
1/4	No. 15 UCLA	W, 66-58	12-2 (2-1)	15,167	Williams (16)	Büyüktuncel (9)	Essegian (3)	Hoiberg (3)
1/7	at Iowa	L, 87-97 (OT)	12-3 (2-2)	7,812	Williams (28)	Gary (13)	Hoiberg (3)	Five players (2)
1/12	at No. 20 Purdue	L, 68-104	12-4 (2-3)	14,876	Essegian (17)	Williams, Essegian (5)	Williams, Hoiberg (4)	Büyüktuncel (4)
1/16	Rutgers	L, 82-85	12-5 (2-4)	13,999	Williams (21)	Gary, Worster (7)	Worster (5)	Gary (2)
1/19	at Maryland	L, 66-69	12-6 (2-5)	11,069	Morgan (17)	Gary (7)	Ulis (10)	Williams (3)
1/22	USC	L, 73-78	12-7 (2-6)	14,492	Gary (27)	Worster (6)	Worster (6)	Williams, Hoiberg (2)
1/26	at No. 18 Wisconsin	L, 55-83	12-8 (2-7)	15,838	Williams (11)	Gary (9)	Worster (4)	Worster (3)
1/30	No. 18 Illinois	W, 80-74 (OT)	13-8 (3-7)	14,893	Williams (27)	Gary, Williams (8)	Williams, Ulis (4)	Gary (3)
2/2	at No. 16 Oregon	W, 77-71	14-8 (4-7)	7,848	Williams (28)	Büyüktuncel (9)	Williams (6)	Four players (1)
2/5	at Washington	W, 86-72	15-8 (5-7)	6,384	Williams (23)	Büyüktuncel (9)	Williams, Hoiberg (4)	Hoiberg (3)
2/9	Ohio State	W, 79-71	16-8 (6-7)	15,633	Williams (24)	Williams (10)	Williams (4)	Morgan, Gary (1)

THE LAST TIME...

	Nebraska...	A Nebraska Opponent...
Scored 100 or more points	103; North Florida, 12/1/24	104; at Purdue, 1/12/25
Scored 90 or more points	103; North Florida, 12/1/24	104; at Purdue, 1/12/25
Scored 41 to 50 points	50; Illinois, 1/10/23	43, Southern, 12/30/24
Scored 40 or fewer points	38; at Oregon, 12/15/12	38; Southwest Minnesota State, 12/28/18
Shot 70% from the field.....	.723; vs. UNC Wilmington 12/5/97 (34-47)	.723; Kansas, 2/2/85 (34-47)
Shot 60% from the field.....	.612; vs. Indiana, 12/13/24 (30-49)	.631; at Purdue, 1/12/25 (41-65)
Shot 90% from the free throw line (Min 10 attempts)909; at Purdue, 1/12/25 (10-11)	.938; vs. Oregon State, 12/25/24 (15-16)
Made 10, 3-Point Field Goals	11, at Washington, 2/5/25 (11-19)	10, Ohio State, 2/9/25 (10-25)
Had 60 rebounds	60; vs. Oral Roberts, 12/22/99	70; at NC State, 12/1/21
Had 50 rebounds	50; South Carolina State, 12/29/23	58; Illinois, 1/30/25
Had 30 assists	35, vs. Northeastern Illinois, 12/21/94	32; at Purdue, 1/12/25
Had 15 steals	15, Indiana, 1/3/24	16; at Creighton, 12/11/2020
Had 10 blocked shots	14; at Northwestern, 1/2/18	11; at NC State, 12/1/21
Had 10 or fewer turnovers	6; at Washington, 2/5/25	6; Ohio State, 2/9/25
Had 20 or more turnovers.....	20; South Carolina State, 12/29/23	22; Bethune-Cookman, 11/9/24
Had three players with 20 points	vs. Iowa, 3/10/19	Texas A&M (NCAA), 3/22/24
.....	(Palmer Jr. 27; Watson Jr. 23; Roby 23)	(Taylor IV 25, Obaseki 22, Radford 20)
Had three players with 10 rebounds	vs. Texas Tech, 1/19/00	at Kansas, 1/9/02
.....	(Bradford 16, Ffriend 12, Truscott 11)	(Collision 13, Gooden 12, Simien 10)
Had five players reach double-figure points.....	at North Florida, 12/1/24)	at Rutgers, 1/17/24
.....	(Essegian-22, Gary-18; Williams-17; Morgan-13, Ulis-10)	(Hyatt-17; Mag-16; Omoruyi-14; Simpson-14; Williams-11)
Had a player score 40 points	41; Teddy Allen vs. Penn State 2/23/21	40; Terrence Shannon Jr., Illinois, 3/16/2024
Had a player score 30 points	32; Brice Williams at Hawai'i, 12/23/24	30, Micah Parrish, Ohio State, 2/9/25
Had a player grab 15 rebounds	18; Juwan Gary at Kansas State, 12/17/2023	16; Julian Reese, Maryland, 1/27/24
Had a player dish out 10 assists.....	10; Ahron Ulis at Maryland, 1/19/25	14; Braden Smith, 1/12/25
Had a player collect five steals	5; Juwan Gary vs. Bethune-Cookman, 11/9/2024	6; Jamhir Young, at Maryland, 1/28/23
Had a player block five shots	5; Isaiah Roby vs. Maryland, 2/6/18	7; Zach Edey, Purdue, 12/10/2022
Had a player with a triple double	13 pt/11 reb/10 asst.; Dalano Banton vs. Doane, 12/17/20	12 pt/11 reb./10 asst.; Trayce Jackson-Davis, Indiana, 12/7/22

SPECIALITY STATS

MISC. REVIEW

Nebraska Record When:	All (W)	All(L)	H(W)	H(L)	A (W)	A (L)							
Ahead at Halftime	13	4	8	1	5	3	Rebounds are Even	2	0	1	0	1	0
Behind at Halftime	2	4	1	1	1	3	Committing More TOs than Opp	5	6	3	1	2	5
Tied at Halftime	1	0	1	0	0	0	Committing Fewer TOs than Opp	9	2	6	1	3	1
Bench Outscores Opponent's	13	4	9	2	4	2	Turnovers are Even	2	0	1	0	1	0
Opponent Bench Outscores NU	3	4	1	0	2	4	Leading with 5:00 left	16	2	10	1	6	1
Bench scoring is even	0	0	0	0	0	0	Trailing with 5:00 left	0	6	0	1	0	5
Shooting 50% or Better	6	0	3	0	3	0	Tied with 5:00 left	0	0	0	0	0	0
Shooting Under 50%	10	8	7	2	3	6	In Overtime	1	1	1	0	0	1
Opp. Shoots 50% or Better	0	2	0	0	0	2	Scoring 80 or more points	7	2	6	1	1	1
Opp. Shoots Under 50%	16	6	10	2	6	4	Scoring 61 to 79 points	9	4	4	1	5	3
Outshooting Opponent (pct.)	14	3	8	1	6	2	Scoring 60 or fewer points	0	2	0	0	0	2
Outshot by Opponent (pct.)	2	5	2	1	0	4	Allowing 80 or more points	0	5	0	1	0	4
Shooting is even	0	0	0	0	0	0	Allowing 61 to 79 points	10	3	6	1	4	2
Outrebounding Opponent	12	4	8	1	4	3	Allowing 60 or fewer points	6	0	4	0	2	0
Outrebounded by Opponent	2	4	1	1	1	3							

MISC. TOTALS	
1	
2	
3	
4	
5	
6	
7	
8	
9	
10	
11	
12	
13	
14	
15	
16	
17	
18	
19	
20	
21	
22	
23	
24	
25	
26	
27	
28	
29	
30	
31	
32	
33	
34	
35	
36	
37	
38	
39	
40	
41	
42	
43	
44	
45	
46	
47	
48	
49	
50	
51	
52	
53	
54	
55	
56	
57	
58	
59	
60	
61	
62	
63	
64	
65	
66	
67	
68	
69	
70	
71	
72	
73	
74	
75	
76	
77	
78	
79	
80	
81	
82	
83	
84	
85	
86	
87	
88	
89	
90	
91	
92	
93	
94	
95	
96	
97	
98	
99	
100	

Biggest margin of victory	34, Southern (12/30)	Largest halftime lead surrendered in loss	3, at Iowa (1/7)
Biggest margin of defeat	37, at Michigan State (12/7)	Largest lead at any time	34, Southern (12/30)
Largest deficit overcome in win.....	13, at Washington (2/5)	Largest deficit at any time	42, at Michigan State (12/7)
Largest halftime deficit overcome in win	10, at Washington (2/5)	Largest runs without opponent scoring	16, vs. Murray State (14:45-8:33, 1st)
Largest lead surrendered in loss.....	15, at Iowa (1/7)	Largest opponent run without NU scoring	15, at Michigan State (16:10-10:01, 2nd)
			15, UCLA (9:30-4:20, 1st)

SPECIALTY STATS

Opponent	NU-Opp Paint	NU-Opp off TO	NU-Opp 2nd Ch.	NU-Opp Bench	Largest Lead	Largest Deficit	Tip	1st Sub(s)
UTRGV	40-18	26-11	10-15	27-23	20 (0:18, 2nd)	2 (9:30, 1st)	W	Essegian, Morgan
Bethune-Cookman	30-24	21-12	11-8	22-18	16 (13:55, 2nd)	6 (14:54, 1st)	L	Essegian
FDU	40-28	28-7	14-11	29-5	26 (0:06, 2nd)	1 (16:55, 1st)	W	Griffiths
Saint Mary's	28-24	11-21	10-13	18-23	5 (15:05, 2nd)	14 (13:28, 1st)	W	Morgan
at No. 14 Creighton	28-10	22-7	9-3	19-8	18 (2:53, 1st)	-	W	Morgan
South Dakota	38-36	12-18	7-13	51-35	23 (17:35, 2nd)	-	W	Essegian
North Florida	58-22	25-2	9-11	37-15	31 (1:41, 2nd)	3 (19:20, 1st)	W	Morgan
at Michigan State	24-32	14-19	3-17	22-43	-	42 (3:53, 2nd)	L	Morgan
Indiana	36-24	14-14	8-10	28-16	17 (0:30, 2nd)	4 (11:09, 1st)	L	Morgan
vs. Murray State	32-18	7-7	8-8	29-11	12 (18:50, 2nd)	-	W	Essegian, Morgan
at Hawai'i	38-26	14-11	9-9	4-21	14 (0:57, 2nd)	8 (12:22, 1st)	W	Essegian, Morgan, Hoiberg
vs. Oregon State	32-20	4-14	14-4	15-13	12 (0:09, 2nd)	4 (9:39, 1st)	L	Essegian, Morgan
Southern	22-22	9-8	5-12	40-24	34 (0:11, 2nd)	-	W	Essegian
No. 15 UCLA	20-26	17-13	11-2	23-15	13 (7:15, 2nd)	7 (16:30, 1st)	W	Essegian, Morgan
at Iowa	42-22	15-15	12-11	20-15	15 (14:54, 2nd)	11 (0:33, OT)	L	Morgan
at No. 20 Purdue	38-34	11-22	4-14	32-37	1 (18:46, 1st)	37 (1:53, 2nd)	W	Morgan
Rutgers	30-40	8-12	25-19	25-23	9 (13:40, 1st)	5 (2:29, 2nd)	L	Hoiberg, Morgan
at Maryland	32-24	14-13	9-3	34-8	5 (3:20, 1st)	9 (6:47, 2nd)	W	Essegian, Morgan
USC	42-32	6-16	9-9	23-21	6 (8:01, 1st)	6 (4:11 1st)	L	Morgan, Essegian, Worster
at No. 18 Wisconsin	20-26	3-17	10-5	21-27	-	31 (1:18, 2nd)	W	Essegian, Worster
No. 18 Illinois	44-28	17-9	12-15	21-34	10 (2:23, 1st)	-	W	Essegian
at No. 16 Oregon	34-34	12-16	6-7	13-19	15 (4:23, 1st)	2 (19:35, 1st)	L	Meah
at Washington	36-26	9-7	7-7	24-5	16 (0:41, 2nd)	13 (11:57, 1st)	W	Essegian
Ohio State	40-26	8-9	9-7	12-6	11 (0:45, 2nd)	8 (19:08, 2nd)	W	Essegian



2024-25 HONORS

CONNOR ESSEGIAN

JUNIOR • GUARD • 6-4 • 190 • FORT WAYNE, IND. • WISCONSIN

- Wisconsin transfer who is one of the best sixth men in the Big Ten, averaging 11.0 points and 2.6 rebounds per game
- Ranks among the Big Ten leaders in 3-pointers (2.4/gm) and 3-point percentage (.408)
- Posted 12 double-figure games, most recently a 16-point effort when he went 4-of-5 from 3-point range at Washington
- Finished with 14 points, four rebounds and two steals in the win over No. 18 Illinois
- Led NU with a 17-point, five-rebound effort at No. 20 Purdue
- Finished with 20 points, including six 3-pointers, against Southern
- Led NU with 15 points off the bench vs. Murray State, including five 3-pointers
- Led NU with 22 points on 8-of-10 shooting, including 6-of-8 from 3-point range, and added four boards, two assists and two steals vs. North Florida
- Became only the second player in school history - and the first since 2002 - to have 6-or-more 3-pointers in consecutive games (USD, UNF)
- Poured in a career-high 29 points, including six 3-pointers, and dished out a personal-best five assists in the win over South Dakota
- Keyed the win over No. 14 Creighton with 15 points off the bench, including six points in a second-half run after Creighton got within seven
- Came off the bench in his Husker debut vs. UTRGV with 13 points, four rebounds and two assists, as he had seven straight points in a 12-0 run after UTRGV closed to within 69-65
- Represented Armenia in the 2024 Los Angeles International Cup, the second straight summer he played for Armenia
- Averaged 13.0 points and 5.5 rebounds per game as Armenia won the LA International Cup Title, including 20 points vs. Ireland in title game
- Played in 33 games at UW in 2023-24, averaging 3.2 points per game, as the Badgers went 22-14 & reached the NCAA Tournament.
- Named to Big Ten All-Freshman team in 2022-23, as he played in all 35 games and averaged 11.7 points and 3.7 rebounds per game
- Set a Wisconsin school record for a freshman with 69 3-pointers while he was 10th in the Big Ten in 3-pointers per game and shot nearly 36 percent from beyond the arc
- Totaled 2,526 points at Central Noble High School to finish 10th all-time in the state of Indiana in scoring
- Led Central Noble to the state title game as a senior and was a finalist for Mr. Basketball, averaging 26.5 points, 6.4 rebounds and 2.3 assists per game
- Majors in journalism with a emphasis on digital media
- His grandfather's cousin was Chuck Essegian, who played baseball and football at Stanford before playing in the Major Leagues

CAREER STATS

				Field Goals		3-Point		F-Throws		Rebounds		PF-FO		A		TO		BLK		STL		Scoring	
SEASON	TEAM	GP-GS	MIN/AVG	FG-FGA	FG%	3FG-3FGA	3FG%	FT-FTA	FT%	OFF	DEF	TOT	AVG	PF	FO	A	TO	BLK	STL	PTS	AVG		
2022-23	Wisc	35-19	959/27.4	133-329	.404	69-192	.359	76-86	.884	24	107	131	3.7	60-0	26	36	1	19	411	11.7			
2023-24	Wisc	33-0	242/7.3	37-96	.385	20-66	.303	10-11	.909	2	25	27	0.8	24-0	8	12	0	4	104	3.2			
2024-25	Nebr	24-3	540/22.5	84-202	.416	58-142	.408	38-46	.826	4	59	63	2.6	25-0	24	23	2	11	264	11.0			
TOTAL FOR Nebr		24-3	540/22.5	84-202	.416	58-142	.408	38-46	.826	4	59	63	2.6	25-0	24	23	2	11	264	11.0			
TOTAL		92-22	1740/18.9	254-627	.405	147-400	.368	124-143	.867	30	191	221	2.4	109-0	58	71	3	34	779	8.5			

MISC. STATS

Category	2024-25	Career*
10+ Points	12	37
20+ Points	3	5
30+ Points	0	0
40+ Points	0	0
Double-Doubles	0	1
10+ Rebounds	0	1
10+ Assists	0	0
Led NU in Scoring	5	5
Led NU in Reb.	1	1
Led NU in Assists	1	1

*Includes Wisconsin

SEASON/CAREER HIGHS

Points	
Season:	29, South Dakota (11/27/24)
College Career:	Same
Rebounds	
Season:	6, Southern (12/30/24)
College Career:	11, at Indiana (1/14/23)
Field Goals	
Season:	10, South Dakota (11/27/24)
College Career:	10, Two times (last, 11/27/24)
3-Point Field Goals	
Season:	6, Three times (last, 12/30/24)
College Career:	Same
Free Throws	
Season:	6, at Creighton (11/22/24)
College Career:	10, at Michigan (2/14/23)
Free Throw Attempts	
Season:	9, at Creighton (11/22/24)
College Career:	9, Three times (last, 11/22/24)
Assists	
Season:	5, South Dakota (11/27/24)
College Career:	Same
Steals	
Season:	2, Five times (last, 1/30/25)
College Career:	2, Six times (last, 1/30/25)
Blocks	
Season:	1, at Wisconsin (1/26/25)
College Career:	1, Two Times (last, 1/26/25)
Minutes Played	
Season:	32:36, South Dakota (11/27/24)
College Career:	39:15, at Nebraska (2/11/23)

2024-25 GAME BY GAME

Opponent	Date	GS	MIN	Total		3-Pointers		Free throws		Rebounds				PF	A	TO	BLK	STL	PTS	AVG
				FG-FA	PCT	3FG-3FGA	PCT	FT-FTA	PCT	OFF	DEF	TOT	AVG							
UTRGV	11/04/2024		23:16	4-5	.800	3-4	.750	2-2	1.000	0	4	4	4.0	1	2	2	0	1	13	13.0
Bethune-Cookman	11/09/2024		14:11	2-6	.333	0-3	.000	4-4	1.000	1	1	2	3.0	1	0	1	0	0	8	10.5
FDU	11/13/2024	*	16:31	2-9	.222	2-7	.286	2-2	1.000	0	2	2	2.7	3	0	1	0	0	8	9.7
vs Saint Mary's (CA)	11/17/2024		21:02	2-6	.333	2-6	.333	2-2	1.000	0	3	3	2.8	0	0	1	0	0	8	9.3
at Creighton	11/22/2024		21:20	4-6	.667	1-2	.500	6-9	.667	0	2	2	2.6	0	0	0	0	0	15	10.4
South Dakota	11/27/2024		32:36	10-22	.455	6-15	.400	3-3	1.000	0	2	2	2.5	2	5	1	0	0	29	13.5
North Florida	12/01/2024	*	21:12	8-10	.800	6-8	.750	0-0	.000	0	4	4	2.7	2	2	1	0	2	22	14.7
at Michigan St.	12/07/2024	*	19:37	0-2	.000	0-2	.000	1-2	.500	0	1	1	2.5	1	0	0	0	0	1	13.0
Indiana	12/13/2024		27:42	4-7	.571	2-3	.667	3-4	.750	0	3	3	2.6	1	0	1	0	0	13	13.0
vs Murray St.	12/22/2024		32:05	5-13	.385	5-10	.500	0-0	.000	0	2	2	2.5	0	0	3	0	0	15	13.2
at Hawaii	12/23/2024		20:48	1-4	.250	0-1	.000	0-0	.000	1	1	2	2.5	0	0	0	0	0	2	12.2
vs Oregon St.	12/25/2024		24:59	2-8	.250	2-6	.333	1-2	.500	0	2	2	2.4	1	0	0	0	0	7	11.8
Southern U.	12/30/2024		26:45	6-13	.462	6-12	.500	2-2	1.000	0	6	6	2.7	4	0	3	0	0	20	12.4
UCLA	01/04/2025		20:41	0-6	.000	0-6	.000	2-2	1.000	0	3	3	2.7	0	3	1	0	2	2	11.6
at Iowa	01/07/2025		24:59	2-7	.286	2-6	.333	0-0	.000	1	3	4	2.8	3	2	0	0	2	6	11.3
at Purdue	01/12/2025		21:46	6-13	.462	3-10	.300	2-3	.667	0	5	5	2.9	0	3	2	0	1	17	11.6
Rutgers	01/16/2025		23:38	4-11	.364	4-7	.571	0-0	.000	0	2	2	2.9	1	1	0	0	0	12	11.6
at Maryland	01/19/2025		12:55	2-4	.500	2-4	.500	0-0	.000	0	1	1	2.8	0	0	2	0	0	6	11.3
Southern California	01/22/2025		25:10	5-8	.625	3-6	.500	2-2	1.000	1	0	1	2.7	1	0	1	0	0	15	11.5
at Wisconsin	01/26/2025		23:19	3-10	.300	2-7	.286	0-0	.000	0	2	2	2.7	1	2	2	1	0	8	11.4
Illinois	01/30/2025		28:04	5-14	.357	2-6	.333	2-2	1.000	0	4	4	2.7	1	2	1	1	2	14	11.5
at Oregon	02/02/2025		11:12	0-3	.000	0-2	.000	2-2	1.000	0	1	1	2.6	2	1	0	0	1	2	11.0
at Washington	02/05/2025		20:41	5-9	.556	4-5	.800	2-2	1.000	0	1	1	2.6	0	1	0	0	0	16	11.3
Ohio St.	02/09/2025		25:18	2-6	.333	1-4	.250	0-1	.000	0	4	4	2.6	0	0	0	0	0	5	11.0
Totals		3	539:45	84-202	.416	58-142	.408	38-46	.826	4	59	63	2.6	25	24	23	2	11	264	11.0

Player Averages

Games Played	Minutes/ game	Points/ game	FG Pct	3FG Pct	FT Pct	Rebounds/ game	Assists/ game	Turnovers/ game	Assist/Turnover ratio	Steals/ game	Blocks/ game
24	22.5	11.0	41.6	40.8	82.6	2.6	1.0	1.0	1.0	0.5	0.1



2024-25 HONORS

SAM HOIBERG

JUNIOR • GUARD • 6-0 • 185 • LINCOLN, NEB. • PIUS X

- Third-year performer who recently moved into the starting lineup and averages 3.5 points, 2.1 rebounds, 1.7 assists and 1.3 steals per game.
- Finished with four points, three assists and two rebounds in 30 minutes against Ohio State
- Totaled seven points, four assists, three steals and three boards in NU's win at Washington
- Finished with three points, three boards and a steal in a then-season-high 35 minutes vs. No. 18 Illinois
- Made his first start of the year at No. 18 Wisconsin, finishing with six points, three assists and two boards in a season-high 29:35
- Had eight points on 3-of-3 shooting, including a pair of 3-pointers, and an assist in 16 minutes at Maryland
- Finished with seven points, four assists and two steals in the loss at No. 20 Purdue
- Played one of his best games of the year against No. 15 UCLA with seven points, three rebounds, two assists and three steals
- Dished out a career high five assists and had four rebounds in the win over Southern
- Totaled five points, three rebounds and two assists in 25 minutes vs. Oregon State
- Finished with seven points, three rebounds and a career-high four steals in 15 minutes against North Florida
- Scored a season-high nine points on 4-of-6 shooting with three steals in 24 minutes against South Dakota
- Played in all 34 games in 2023-24, averaging 3.4 points, 2.9 rebounds and 1.7 assists per game while posting a 2.5-to-1 assist-to-turnover ratio
- Tied his career scoring high against Lindenwood in the 2023-24 season opener, matching his career high with 15 points, along with five rebounds and two assists
- Played in 21 contests in 2022-23 and was one of NU's top guards off the bench as he averaged 4.1 points per game on 55 percent shooting
- Poured in a career-high 15 points on 6-of-8 shooting in 26 minutes at Maryland on Jan. 27, 2023
- Garnered honorable-mention all-state honors as a senior, averaging 14.9 points, 4.2 rebounds and 3.8 assists at Lincoln Pius X High School in 2020-21, helping the school to an 18-4 record and a berth in the Class A (largest class) state tournament
- Sports communications major who was an academic all-district selection in 2024
- Is the son of NU Head Coach Fred Hoiberg, who played collegiately at Iowa State and in the NBA for a decade, while his oldest brother, Jack, played at both Michigan State (2017-21) and Texas Arlington (2021-22) and works in the San Antonio Spurs organization in the video department

CAREER STATS

						Field Goals		3-Point		F-Throws		Rebounds								Scoring	
SEASON	TEAM	GP-GS	MIN	AVG	FG-FGA	FG%	3FG-3FGA	3FG%	FT-FTA	FT%	OFF	DEF	TOT	AVG	PF-FO	A	TO	BLK	STL	PTS	AVG
2022-23	Nebr	21-1	267	12.7	27-49	.551	9-22	.409	23-28	.821	8	30	38	1.8	19-0	7	8	1	13	86	4.1
2023-24	Nebr	34-0	669	19.7	37-98	.378	15-49	.306	26-38	.684	19	79	98	2.9	67-0	59	24	3	31	115	3.4
2024-25	Nebr	24-5	519	21.6	29-61	.475	11-27	.407	16-18	.889	8	43	51	2.1	43-1	41	20	2	31	85	3.5
TOTAL		79-6	1456	18.4	93-208	.447	35-98	.357	65-84	.774	35	152	187	2.4	129-1	107	52	6	75	286	3.6

MISC. STATS

Category	2024-25	Career
10+ Points	0	3
20+ Points	0	0
30+ Points	0	0
40+ Points	0	0
Double-Doubles	0	0
10+ Rebounds	0	0
10+ Assists	0	0
Led NU in Scoring	0	1
Led NU in Reb.	0	4
Led NU in Assists	1	5

SEASON/CAREER HIGHS

Points	
Season:	9, South Dakota (11/27/24)
College Career:	15, Two times (1/28/23)
Rebounds	
Season:	5, Two times (last, 1/7/25)
College Career:	7, South Carolina State (12/29/23)
Field Goals	
Season:	4, South Dakota (11/27/24)
College Career:	6, at Maryland (1/28/23)
3-Point Field Goals	
Season:	2, Two Times (last, 1/26/25)
College Career:	3, at Maryland (1/28/23)
Free Throws	
Season:	4, Ohio State (2/9/25)
College Career:	5, Two times (last, 2/28/23)
Free Throw Attempts	
Season:	4, Ohio State (2/9/25)
College Career:	6, Two times, (last 2/7/24)
Assists	
Season:	5, Southern (12/30/24)
College Career:	Same
Steals	
Season:	4, North Florida (12/1/24)
College Career:	4, Two times (last, 12/1/24)
Blocks	
Season:	1, Two times (last, 2/5/25)
College Career:	1, Five times (last, 11/22/24)
Minutes Played	
Season:	37:00, at Oregon (2/2/25)
College Career:	37:01, Maryland (2/19/23)

2024-25 GAME BY GAME

Opponent	Date	GS	MIN	Total		3-Pointers		Free throws		Rebounds				PF	A	TO	BLK	STL	PTS	AVG	
				FG-FGA	PCT	3FG-3FGA	PCT	FT-FTA	PCT	OFF	DEF	TOT	AVG								
UTRGV	11/04/2024		12:23	0-1	.000	0-0	.000	0-0	.000	0	0	0	0.0	1	0	1	0	0	0	0.0	
Bethune-Cookman	11/09/2024		18:24	0-5	.000	0-3	.000	0-1	.000	0	2	2	1.0	1	1	0	0	3	0	0.0	
FDU	11/13/2024		23:20	1-4	.250	0-0	.000	0-0	.000	2	3	5	2.3	0	3	1	0	3	2	0.7	
vs Saint Mary's (CA)	11/17/2024		16:06	0-0	.000	0-0	.000	0-0	.000	1	1	2	2.3	0	0	1	0	1	0	0.5	
at Creighton	11/22/2024		14:53	0-1	.000	0-0	.000	0-0	.000	0	2	2	2.2	3	0	0	1	0	0	0.4	
South Dakota	11/27/2024		23:47	4-6	.667	1-2	.500	0-0	.000	0	2	2	2.2	1	1	2	0	3	9	1.8	
North Florida	12/01/2024		15:32	3-3	1.000	1-1	1.000	0-0	.000	0	3	3	2.3	0	1	0	0	4	7	2.6	
at Michigan St.	12/07/2024		10:20	0-1	.000	0-1	.000	2-2	1.000	0	2	2	2.3	3	0	0	0	0	2	2.5	
Indiana	12/13/2024		15:03	0-0	.000	0-0	.000	2-2	1.000	0	1	1	2.1	0	2	1	0	1	2	2.4	
vs Murray St.	12/22/2024		22:35	1-3	.333	0-1	.000	0-0	.000	0	1	1	2.0	0	1	1	0	1	2	2.4	
at Hawaii	12/23/2024		20:35	1-2	.500	0-1	.000	0-0	.000	0	0	0	1.8	1	1	1	0	1	2	2.4	
vs Oregon St.	12/25/2024		25:08	1-1	1.000	1-1	1.000	2-2	1.000	1	2	3	1.9	2	2	1	0	1	5	2.6	
Southern U.	12/30/2024		17:29	1-2	.500	0-1	.000	0-0	.000	0	4	4	2.1	3	5	1	0	0	2	2.5	
UCLA	01/04/2025		22:21	2-3	.667	1-2	.500	2-2	1.000	0	3	3	2.1	2	2	0	0	3	7	2.9	
at Iowa	01/07/2025		25:19	2-2	1.000	1-1	1.000	1-2	.500	0	5	5	2.3	5	3	4	0	1	6	3.1	
at Purdue	01/12/2025		23:00	3-3	1.000	1-1	1.000	0-0	.000	1	0	1	2.3	2	4	1	0	2	7	3.3	
Rutgers	01/16/2025		16:49	0-1	.000	0-0	.000	0-0	.000	1	0	1	2.2	2	3	1	0	1	0	3.1	
at Maryland	01/19/2025		16:21	3-3	1.000	2-2	1.000	0-0	.000	0	1	1	2.1	3	1	0	0	0	8	3.4	
Southern California	01/22/2025		14:29	1-3	.333	0-1	.000	0-0	.000	0	1	1	2.1	4	0	0	0	2	2	3.3	
at Wisconsin	01/26/2025	*	29:35	2-3	.667	2-3	.667	0-0	.000	0	2	2	2.1	1	3	1	0	0	6	3.5	
Illinois	01/30/2025	*	35:14	1-3	.333	1-1	1.000	0-0	.000	1	2	3	2.1	4	0	0	0	1	3	3.4	
at Oregon	02/02/2025	*	37:00	1-5	.200	0-4	.000	0-0	.000	0	2	2	2.1	2	1	2	0	0	2	3.4	
at Washington	02/05/2025	*	33:05	2-4	.500	0-0	.000	3-3	1.000	0	3	3	2.1	1	4	0	1	3	7	3.5	
Ohio St.	02/09/2025	*	30:24	0-2	.000	0-1	.000	4-4	1.000	1	1	2	2.1	2	3	1	0	0	4	3.5	
Totals			5	519:11	29-61	.475	11-27	.407	16-18	.889	8	43	51	2.1	43	41	20	2	31	85	3.5

Player Averages

Games Played	Minutes/game	Points/game	FG Pct	3FG Pct	FT Pct	Rebounds/game	Assists/game	Turnovers/game	Assist/Turnover ratio	Steals/game	Blocks/game
24	21.6	3.5	47.5	40.7	88.9	2.1	1.7	0.8	2.1	1.3	0.1



2024-25 HONORS

AHRON ULIS

SENIOR • GUARD • 6-3 • 190 • CHICAGO, ILL. • IOWA

- Shares point guard duties and averages 2.5 points, 1.5 rebounds and 1.7 assists per game while posting a 2.8-to-1 assist-to-turnover ratio
- Played a key role off the bench against No. 18 Illinois with two points and four assists in 11 minutes off the bench.
- Made his first start of the season against USC, finishing with three rebounds in 14 minutes
- Dished out a career-high 10 assists - the most by a Husker since March 1, 2022 - along with three points, four boards and two steals at Maryland
- Finished with six points on 3-of-4 shooting at No. 20 Purdue
- Returned to action against No. 15 UCLA, scoring two points and an assist in nine minutes vs. UCLA, his first action since Dec. 13
- Had three points, two assists and two rebounds in 17 minutes in the win over Indiana
- Tied for the team high with three assists in 14 minutes at Michigan State
- Reached double figures for the first time as a Husker against North Florida with 10 points, three assists and two steals
- Hit a halfcourt buzzer beater and added two boards and a steal in the win over South Dakota
- Had two points and a steal in 11 minutes against No. 14 Creighton
- Made a significant impact in NU's win over FDU with eight points, three assists and three boards in 20 minutes off the bench
- Provided a spark with five points, five rebounds and an assist in 17 minutes against Bethune-Cookman
- Sat out the 2023-24 season after spending three seasons at Iowa, helping the Hawkeyes to three-straight NCAA Tournaments
- Started 27 games in 2022-23, averaging 6.1 points, 2.1 assists and 1.6 rebounds per game
- Had a career-high 17 points on 8-of-10 shooting at Michigan State, which was one of five double-figure efforts that season
- Ulis was a two-time East Suburban Catholic Conference (ESCC) Player of the Year and was named to the AP All-State Class 4A First Team as a senior at Marian Catholic
- Averaged 20.3 points, 4.1 rebounds and 2.8 assists per game as a senior and totaled over 1,500 career points to rank second on the school's all-time scoring list
- Led Marian Catholic to its first third-place finish at the Illinois 3A state championship, as well as sectional and super-sectional championships in 2019
- His older brother (Tyler) was a consensus All-American at Kentucky in 2016 and the No. 34 overall pick by the Phoenix Suns in the 2016 NBA Draft

CAREER STATS

				Field Goals		3-Point		F-Throws		Rebounds							Scoring			
SEASON	TEAM	GP-GS	MIN/AVG	FG-FGA	FG%	3FG-3FGA	3FG%	FT-FTA	FT%	OFF	DEF	TOT	AVG	PF-FO	A	TO	BLK	STL	PTS	AVG
2020-21	Iowa	17-0	120/7.0	5-15	.333	0-3	.000	18-20	.900	6	9	15	0.9	8-0	20	6	1	1	28	1.6
2021-22	Iowa	35-0	486/13.9	34-100	.340	4-12	.333	38-48	.792	19	50	69	2.0	41-0	73	32	0	19	110	3.1
2022-23	Iowa	32-27	722/22.6	72-182	.396	22-69	.319	29-41	.707	6	44	50	1.6	42-0	67	35	4	17	195	6.1
2024-25	Nebr	20-1	240/12.0	20-57	.351	4-20	.200	5-14	.357	8	21	29	1.5	22-0	33	12	0	12	49	2.5
TOTAL FOR Nebr		20-1	240/12.0	20-57	.351	4-20	.200	5-14	.357	8	21	29	1.5	22-0	33	12	0	12	49	2.5
TOTAL		104-28	1567/15.1	131-354	.370	30-104	.288	90-123	.732	39	124	163	1.6	113-0	193	85	5	49	382	3.7

MISC. STATS

Category	2024-25	Career*
10+ Points	1	8
20+ Points	0	0
30+ Points	0	0
40+ Points	0	0
Double-Doubles	0	0
10+ Rebounds	0	0
10+ Assists	1	1
Led NU in Scoring	0	0
Led NU in Reb.	0	0
Led NU in Assists	4	4

SEASON/CAREER HIGHS

Points	
Season:	10, North Florida (12/1/24)
College Career:	17, at Michigan State (1/26/23)
Rebounds	
Season:	5, Bethune-Cookman (11/9/24)
College Career:	7, Iowa State (12/8/22)
Field Goals	
Season:	4, Two times (last, 12/1/24)
College Career:	8, at Michigan State (1/26/23)
3-Point Field Goals	
Season:	1, Three times (last, 12/13/24)
College Career:	2, Four times (last, 1/29/23)
Free Throws	
Season:	3, Bethune-Cookman (11/9/24)
College Career:	7, Two times (last, 1/31/22)
Free Throw Attempts	
Season:	4, Bethune-Cookman (11/9/24)
College Career:	8, Two times (last, 1/31/22)
Assists	
Season:	10, at Maryland (1/19/25)
College Career:	Same
Steals	
Season:	2, Two Times (last, 1/19/25)
College Career:	3, Illinois (12/6/21)
Blocks	
Season:	None
College Career:	1, Five times (last, 2/12/23)
Minutes Played	
Season:	27:27, at Maryland (1/19/25)
College Career:	35:46, Iowa State (12/8/22)

2024-25 GAME BY GAME

Opponent	Date	GS	MIN	Total		3-Pointers		Free throws		Rebounds				PF	A	TO	BLK	STL	PTS	AVG
				FG-FGA	PCT	3FG-3FGA	PCT	FT-FTA	PCT	OFF	DEF	TOT	AVG							
UTRGV	11/04/2024		10:35	0-1	.000	0-1	.000	0-0	.000	1	1	2	2.0	1	2	0	0	1	0	0.0
Bethune-Cookman	11/09/2024		16:41	1-5	.200	0-3	.000	3-4	.750	3	2	5	3.5	2	1	0	0	0	5	2.5
FDU	11/13/2024		19:38	4-5	.800	0-1	.000	0-1	.000	0	3	3	3.3	3	3	1	0	1	8	4.3
vs Saint Mary's (CA)	11/17/2024		14:17	0-5	.000	0-1	.000	0-0	.000	1	2	3	3.3	2	2	1	0	0	0	3.3
at Creighton	11/22/2024		11:08	1-3	.333	0-1	.000	0-1	.000	0	0	0	2.6	1	0	1	0	1	2	3.0
South Dakota	11/27/2024		11:24	1-4	.250	1-2	.500	0-1	.000	1	1	2	2.5	0	1	2	0	1	3	3.0
North Florida	12/01/2024		22:01	4-7	.571	1-2	.500	1-2	.500	0	1	1	2.3	1	3	0	0	2	10	4.0
at Michigan St.	12/07/2024		13:49	0-3	.000	0-2	.000	0-0	.000	0	1	1	2.1	3	3	0	0	0	0	3.5
Indiana	12/13/2024		16:41	1-4	.250	1-2	.500	0-2	.000	0	2	2	2.1	1	2	1	0	1	3	3.4
UCLA	01/04/2025		09:19	1-1	1.000	0-0	.000	0-0	.000	0	0	0	1.9	1	1	0	0	0	2	3.3
at Iowa	01/07/2025		07:23	0-0	.000	0-0	.000	0-0	.000	0	0	0	1.7	0	1	1	0	0	0	3.0
at Purdue	01/12/2025		15:25	3-4	.750	0-1	.000	0-0	.000	0	0	0	1.6	1	0	1	0	0	6	3.3
Rutgers	01/16/2025		06:23	1-2	.500	0-0	.000	0-1	.000	2	0	2	1.6	1	0	0	0	1	2	3.2
at Maryland	01/19/2025		27:27	1-6	.167	0-1	.000	1-2	.500	0	4	4	1.8	1	10	1	0	2	3	3.1
Southern California	01/22/2025	*	14:21	0-1	.000	0-0	.000	0-0	.000	0	3	3	1.9	1	0	2	0	0	0	2.9
at Wisconsin	01/26/2025		06:28	1-3	.333	1-3	.333	0-0	.000	0	0	0	1.8	0	0	0	0	0	3	2.9
Illinois	01/30/2025		11:16	1-2	.500	0-0	.000	0-0	.000	0	1	1	1.7	2	4	0	0	1	2	2.9
at Oregon	02/02/2025		03:09	0-0	.000	0-0	.000	0-0	.000	0	0	0	1.6	1	0	1	0	1	0	2.7
at Washington	02/05/2025		00:30	0-0	.000	0-0	.000	0-0	.000	0	0	0	1.5	0	0	0	0	0	0	2.6
Ohio St.	02/09/2025		01:50	0-1	.000	0-0	.000	0-0	.000	0	0	0	1.5	0	0	0	0	0	0	2.5
Totals		1	239:46	20-57	.351	4-20	.200	5-14	.357	8	21	29	1.5	22	33	12	0	12	49	2.5

Player Averages

Games Played	Minutes/ game	Points/ game	FG Pct	3FG Pct	FT Pct	Rebounds/ game	Assists/ game	Turnovers/ game	Assist/Turnover ratio	Steals/ game	Blocks/ game
20	12.0	2.5	35.1	20.0	35.7	1.5	1.7	0.6	2.8	0.6	0.0



2024-25 HONORS

- Diamond Head Classic MVP
- Diamond Head Classic All-Tournament Team
- USBWA National Player of the Week (12/16/24; 12/30/24, 2/4/25)
- AP Player of the Week (2/4/25)
- Lute Olson National Player of the Week (12/30/24)
- NCAA.com Player of the Week (12/30/24)
- Big Ten Player of the Week (12/16/24, 2/4/25)

MISC. STATS

Category	2024-25	Career*
10+ Points	22	86
20+ Points	12	28
30+ Points	2	5
40+ Points	0	0
Double-Doubles	1	6
10+ Rebounds	0	6
10+ Assists	0	0
Led NU in Scoring	14	20
Led NU in Reb.	5	13
Led NU in Assists	9	21

*-Includes Charlotte

SEASON/CAREER HIGHS

Points	
Season:	32, at Hawai'i (12/23/24)
College Career:	32, Two times (last, 12/23/24)
Rebounds	
Season:	10, Ohio State (2/9/25)
College Career:	13, Rice (2/25/23)
Field Goals	
Season:	10, Five times (last, 2/2/25)
College Career:	12, UAB (3/4/23)
3-Point Field Goals	
Season:	4, Four times (last, 2/5/25)
College Career:	4, Seven times (last, 2/5/25)
Free Throws	
Season:	11, Two times (last, 1/4/25)
College Career:	11, Three times (last, 1/4/25)
Free Throw Attempts	
Season:	12, UCLA (1/5/25)
College Career:	14, Louisiana Tech (12/31/22)
Assists	
Season:	6, Two times (2/2/25)
College Career:	9, Purdue (1/9/24)
Steals	
Season:	3, Two Times (last, 1/19/25)
College Career:	4, Indiana (1/3/24)
Blocks	
Season:	1, Five times (last, 1/19/25)
College Career:	3, Two times (last, 3/20/23)
Minutes Played	
Season:	41:09, Illinois (1/30/25)
College Career:	45:37, UAB (3/4/23)

BRICE WILLIAMS

SENIOR • GUARD • 6-7 • 214 • HUNTERSVILLE, N.C. • CHARLOTTE

- Three-time National Player of the Week who averages 19.4 points, 4.2 rebounds and 2.8 assists per game
- Ranks among the Big Ten leaders in both scoring and free throw percentage (.901)
- Collected his first double-double of the season against Ohio State with 24 points, 10 rebounds and four assists in a 79-71 win
- Finished with 23 points, including four 3-pointers, and four assists in the win at Washington
- Led NU to a win at No. 16 Oregon with a game-high 28 points, seven rebounds and six assists in a 77-71 win
- Scored eight of his game-high 27 points in overtime in the win over No. 18 Illinois while adding eight rebounds and four assists
- Scored 15 of his 17 points in the second half against USC while adding four rebounds and two steals
- Totaled 16 points, four boards, three assists and a season-high three steals at Maryland
- Posted his eighth 20-point game of the season vs. Rutgers with 21 points, four rebounds and three assists
- Led NU with 28 points, including a buzzer-beating 3-pointer to send the game to OT, and four rebounds at Iowa
- Helped NU to a win over No. 15 UCLA with 16 points, including 11-of-12 from the line, and six rebounds
- Named MVP of the Diamond Head Classic, as he had 25 points, seven rebounds, four assists and two steals vs. Oregon State
- Matched his career high in both points (32) and 3-pointers (four) and added three assists in the win at Hawai'i, finished with 21 second-half points
- Posted his first 30-point game as a Husker, going 10-of-15 from the field and adding six rebounds and five boards in the win over Indiana as he was named one of five USBWA National Players of the Week and Big Ten Player of the Week
- Tied for team-high honors in the win over No. 14 Creighton with 16 points, including 8-of-8 from the foul line
- Finished with 28 points on 8-of-11 shooting from the floor and 11-of-11 from the line vs. Saint Mary's
- Opened the season with a 27-point effort against UTRGV, including 10-of-11 from the line, as he had 19 first-half points
- Averaged 13.7 points, 5.5 rebounds and 2.5 assists per game in 2023-24, as he started all 34 contests
- Returned from a knee injury to earn second-team All-Conference USA honors in 2022-23, averaging 13.8 points and 5.8 rebounds per game while shooting almost 40 percent from 3-point range
- Graduated from Charlotte with a degree in mass communications in July of 2023 and is in NU's graduate program
- His late father (Henry) is Charlotte's all-time leading scorer with 2,383 points and was a second-round pick of the San Antonio Spurs in 1992 before playing in Europe for a decade

CAREER STATS

		Field Goals				3-Point		F-Throws		Rebounds								Scoring		
SEASON	TEAM	GP-GS	MIN/AVG	FG-FGA	FG%	3FG-3FGA	3FG%	FT-FTA	FT%	OFF	DEF	TOT	AVG	PF-F	A	TO	BLK	STL	PTS	AVG
2019-20	CLT	27-0	244/9.0	23-62	.371	9-30	.300	8-12	.667	5	35	40	1.5	18-0	4	11	7	6	63	2.3
2020-21	CLT	25-14	738/29.5	86-182	.473	31-72	.431	40-57	.702	20	79	99	4.0	54-0	25	27	11	19	243	9.7
2022-23	CLT	36-13	976/27.1	170-355	.479	58-146	.397	97-115	.843	28	162	190	5.3	48-1	43	46	13	20	495	13.8
2023-24	Nebr	34-34	1011/29.7	143-322	.444	50-129	.388	119-141	.844	30	156	186	5.5	87-3	84	61	21	37	455	13.4
2024-25	Nebr	24-24	776/32.3	149-314	.475	39-109	.358	128-142	.901	13	88	101	4.2	39-0	68	57	8	25	465	19.4
TOTAL FOR Nebr		58-58	1787/30.8	292-636	.459	89-238	.374	247-283	.873	43	244	287	4.9	126-3	152	118	29	62	920	15.9
TOTAL		146-85	3745/25.7	571-1235	.462	187-486	.385	392-467	.839	96	520	616	4.2	246-4	224	202	60	107	1721	11.8

2024-25 GAME BY GAME

Opponent	Date	GS	MIN	Total		3-Pointers		Free throws		Rebounds				PF	A	TO	BLK	STL	PTS	AVG
				FG-FA	PCT	3FG-3FGA	PCT	FT-FTA	PCT	OFF	DEF	TOT	AVG							
UTRGV	11/04/2024	*	27:47	8-18	.444	1-6	.167	10-11	.909	1	4	5	5.0	0	2	0	0	27	27.0	
Bethune-Cookman	11/09/2024	*	25:54	2-6	.333	2-4	.500	4-5	.800	1	2	3	4.0	3	2	6	0	10	18.5	
FDU	11/13/2024	*	26:09	2-9	.222	0-2	.000	6-7	.857	3	3	6	4.7	2	1	0	1	10	15.5	
vs Saint Mary's (CA)	11/17/2024	*	26:43	8-12	.667	1-2	.500	11-11	1.000	0	3	3	4.3	4	1	2	1	0	28	18.8
at Creighton	11/22/2024	*	31:25	4-12	.333	0-1	.000	8-8	1.000	0	2	2	3.8	1	0	1	0	1	16	18.2
South Dakota	11/27/2024	*	27:14	7-11	.636	4-6	.667	3-4	.750	0	0	0	3.2	4	4	2	0	3	21	18.7
North Florida	12/01/2024	*	31:01	6-11	.545	2-5	.400	3-3	1.000	0	1	1	2.9	1	6	1	0	0	17	18.4
at Michigan St.	12/07/2024	*	33:36	3-7	.429	1-3	.333	4-4	1.000	0	0	0	2.5	1	0	2	0	1	11	17.5
Indiana	12/13/2024	*	34:25	10-15	.667	2-3	.667	8-11	.727	0	6	6	2.9	1	5	2	0	1	30	18.9
vs Murray St.	12/22/2024	*	29:31	4-10	.400	1-3	.333	0-0	.000	0	2	2	2.8	2	2	2	1	2	9	17.9
at Hawaii	12/23/2024	*	33:33	10-18	.556	4-5	.800	8-8	1.000	0	2	2	2.7	1	3	2	0	2	32	19.2
vs Oregon St.	12/25/2024	*	32:29	9-13	.692	1-4	.250	6-6	1.000	0	7	7	3.1	1	4	3	0	2	25	19.7
Southern U.	12/30/2024	*	29:45	3-5	.600	1-3	.333	4-5	.800	1	6	7	3.4	2	4	5	0	1	11	19.0
UCLA	01/04/2025	*	33:24	2-12	.167	1-5	.200	11-12	.917	0	6	6	3.6	1	2	3	0	1	16	18.8
at Iowa	01/07/2025	*	38:31	10-20	.500	4-9	.444	4-4	1.000	0	4	4	3.6	3	2	3	0	2	28	19.4
at Purdue	01/12/2025	*	29:03	2-8	.250	0-2	.000	5-5	1.000	1	4	5	3.7	0	4	4	0	1	9	18.8
Rutgers	01/16/2025	*	35:22	8-15	.533	3-7	.429	2-2	1.000	1	3	4	3.7	1	3	2	1	0	21	18.9
at Maryland	01/19/2025	*	32:46	6-14	.429	0-3	.000	2-2	1.000	1	3	4	3.7	2	3	2	1	3	14	18.6
Southern California	01/22/2025	*	33:26	5-12	.417	2-8	.250	5-5	1.000	0	4	4	3.7	2	2	3	0	2	17	18.5
at Wisconsin	01/26/2025	*	27:55	4-12	.333	2-5	.400	1-2	.500	1	2	3	3.7	2	2	4	1	0	11	18.2
Illinois	01/30/2025	*	41:09	10-26	.385	0-2	.000	7-10	.700	1	7	8	3.9	3	4	1	1	1	27	18.6
at Oregon	02/02/2025	*	37:26	10-18	.556	2-8	.250	6-7	.857	0	7	7	4.0	1	6	3	0	0	28	19.0
at Washington	02/05/2025	*	38:49	7-14	.500	4-7	.571	5-5	1.000	1	1	2	4.0	1	4	0	1	0	23	19.2
Ohio St.	02/09/2025	*	38:31	9-16	.563	1-6	.167	5-5	1.000	1	9	10	4.2	0	4	2	0	0	24	19.4
Totals		24	775:53	149-314	.475	39-109	.358	128-142	.901	13	88	101	4.2	39	68	57	8	25	465	19.4

Player Averages

Games Played	Minutes/game	Points/game	FG Pct	3FG Pct	FT Pct	Rebounds/game	Assists/game	Turnovers/game	Assist/Turnover ratio	Steals/game	Blocks/game
24	32.3	19.4	47.5	35.8	90.1	4.2	2.8	2.4	1.2	1.0	0.3



2024-25 HONORS

JUWAN GARY

SENIOR • GUARD/FORWARD • 6-6 • 226 • COLUMBIA, S.C. • ALABAMA

- Third-year starter who can play the frontcourt or on the wing and is one of the best defenders in the Big Ten
- Has started all 24 games, averaging 13.1 points, 5.0 rebounds and 1.1 steals per game
- Totaled 19 points and five rebounds in the win over Ohio State
- Had 14 of his 17 points after halftime and added seven boards in Nebraska's comeback win at Washington
- Finished with 23 points, including 10-of-12 from the foul line, and five rebounds in the win over No. 16 Oregon
- Played one of his best all-around games in the win over No. 18 Illinois with 13 points, eight rebounds, three steals and two blocks
- Finished with a career high 27 points on 11-of-19 shooting along with three rebounds vs. USC
- Recorded his second 20-point game against Rutgers with 21 points, seven rebounds and two steals in 34 minutes
- Collected his first double-double of the season at Iowa with 13 points and 13 rebounds, including eight offensive boards
- Totaled 14 points and two steals in the win over Oregon State in the Diamond Head Classic title game
- Scored a season-high 21-point effort at Hawai'i, going 8-of-10 from the field, including 3-of-4 from 3-point range
- Was solid in the win over North Florida with 18 points, five rebounds and two blocked shots in 23 minutes
- Sparked NU's effort against No. 14 Creighton with 16 points, seven rebounds and a pair of steals while limiting Creighton to 32 percent shooting
- Led NU with 19 points and a career-high five assists in the win over FDU, including a 7-of-8 effort from the foul line
- Nearly posted a double-double with 11 points, nine rebounds and a career-high five steals in the win over Bethune-Cookman
- Started 20 games in 2023-24 and averaged 11.6 points and 6.1 rebounds per game while leading NU in steals and blocks per game
- Starting forward who played in 17 games before suffering a season-ending left shoulder injury on Jan. 10, 2023
- Played in 29 games at Alabama in 2021-22, averaging 6.5 points per game on 51 percent shooting and 3.4 rebounds per game
- Helped Alabama to an SEC title and an NCAA Sweet 16 berth in 2020-21, playing in 30 games, including two starts, as Alabama went 26-7
- Suffered a torn right ACL in October of 2019 and missed the entire season
- Ranked No. 64 overall by ESPN and was No. 82 in the RSCI Composite after averaging 25 points, seven rebounds and two blocks per game for Liberty Heights Charter School

CAREER STATS

				Field Goals		3-Point		F-Throws		Rebounds								Scoring		
SEASON	TEAM	GP-GS	MIN/AVG	FG-FGA	FG%	3FG-3FGA	3FG%	FT-FTA	FT%	OFF	DEF	TOT	AVG	PF-FO	A	TO	BLK	STL	PTS	AVG
2020-21	UA	30-2	284/9.5	48-89	.539	1-9	.111	18-34	.529	40	45	85	2.8	40-1	5	13	12	14	115	3.8
2021-22	UA	29-16	450/15.5	73-142	.514	9-41	.220	33-54	.611	49	50	99	3.4	61-1	9	18	16	17	188	6.5
2022-23	Nebr	17-17	502/29.6	64-147	.435	15-57	.263	18-29	.621	35	75	110	6.5	32-0	14	15	9	24	161	9.5
2023-24	Nebr	28-20	757/27.0	122-245	.498	26-85	.306	55-81	.679	62	108	170	6.1	61-2	35	20	21	31	325	11.6
2024-25	Nebr	24-24	687/28.6	108-246	.439	24-84	.286	75-98	.765	39	80	119	5.0	52-0	18	28	15	27	315	13.1
TOTAL FOR Nebr		69-61	1947/28.2	294-638	.461	65-226	.288	148-208	.712	136	263	399	5.8	145-2	67	63	45	82	801	11.6
TOTAL		128-79	2680/20.9	415-869	.478	75-276	.272	199-296	.672	225	358	583	4.6	246-4	81	94	73	113	1104	8.6

2024-25 GAME BY GAME

				Total		3-Pointers		Free throws		Rebounds											
Opponent	Date	GS	MIN	FG-FA	PCT	3FG-3FA	PCT	FT-FTA	PCT	OFF	DEF	TOT	AVG	PF	A	TO	BLK	STL	PTS	AVG	
UTRGV	11/04/2024	*	25:22	2-8	.250	1-4	.250	4-4	1.000	2	2	4	4.0	2	0	2	0	1	9	9.0	
Bethune-Cookman	11/09/2024	*	31:19	4-10	.400	0-1	.000	3-4	.750	2	7	9	6.5	0	1	1	0	5	11	10.0	
FDU	11/13/2024	*	29:37	5-9	.556	2-5	.400	7-8	.875	0	2	2	5.0	0	5	1	2	2	19	13.0	
vs Saint Mary's (CA)	11/17/2024	*	26:58	1-5	.200	0-2	.000	1-2	.500	2	2	4	4.8	3	2	2	0	2	3	10.5	
at Creighton	11/22/2024	*	33:43	6-13	.462	2-5	.400	2-2	1.000	2	5	7	5.2	3	1	0	0	2	16	11.6	
South Dakota	11/27/2024	*	02:22	0-1	.000	0-1	.000	0-0	.000	0	1	1	4.5	0	0	0	0	0	0	9.7	
North Florida	12/01/2024	*	23:14	7-12	.583	1-4	.250	3-4	.750	1	4	5	4.6	1	0	0	2	0	18	10.9	
at Michigan St.	12/07/2024	*	28:46	4-11	.364	1-5	.200	0-2	.000	0	3	3	4.4	1	0	3	0	0	9	10.6	
Indiana	12/13/2024	*	31:50	5-10	.500	2-4	.500	2-3	.667	1	4	5	4.4	4	1	2	0	0	14	11.0	
vs Murray St.	12/22/2024	*	22:45	2-8	.250	0-0	.000	5-5	1.000	0	3	3	4.3	4	1	0	1	0	9	10.8	
at Hawaii	12/23/2024	*	31:01	8-10	.800	3-4	.750	2-2	1.000	1	3	4	4.3	4	0	3	2	1	21	11.7	
vs Oregon St.	12/25/2024	*	26:24	3-8	.375	1-4	.250	7-10	.700	1	0	1	4.0	2	0	1	0	2	14	11.9	
Southern U.	12/30/2024	*	22:51	3-8	.375	1-4	.250	2-4	.500	0	2	2	3.8	3	3	0	0	1	9	11.7	
UCLA	01/04/2025	*	28:04	3-7	.429	3-5	.600	1-2	.500	1	3	4	3.9	2	0	1	1	2	10	11.6	
at Iowa	01/07/2025	*	36:17	5-21	.238	0-3	.000	3-4	.750	8	5	13	4.5	4	1	2	1	2	13	11.7	
at Purdue	01/12/2025	*	28:48	4-10	.400	0-5	.000	2-2	1.000	1	0	1	4.3	2	0	2	0	0	10	11.6	
Rutgers	01/16/2025	*	33:54	6-13	.462	2-6	.333	6-8	.750	2	5	7	4.4	1	1	0	0	2	20	12.1	
at Maryland	01/19/2025	*	34:58	3-9	.333	0-2	.000	0-0	.000	2	5	7	4.6	2	0	2	1	1	6	11.7	
Southern California	01/22/2025	*	34:36	11-19	.579	0-5	.000	5-6	.833	1	2	3	4.5	0	0	2	1	0	27	12.5	
at Wisconsin	01/26/2025	*	28:41	2-12	.167	1-5	.200	0-0	.000	3	6	9	4.7	2	0	1	0	0	5	12.2	
Illinois	01/30/2025	*	40:45	5-10	.500	0-0	.000	3-4	.750	3	5	8	4.9	3	0	1	2	3	13	12.2	
at Oregon	02/02/2025	*	34:34	6-10	.600	1-3	.333	10-12	.833	3	2	5	4.9	2	0	1	0	0	23	12.7	
at Washington	02/05/2025	*	24:50	6-10	.600	2-4	.500	3-4	.750	1	6	7	5.0	3	1	1	1	0	17	12.9	
Ohio St.	02/09/2025	*	25:15	7-12	.583	1-3	.333	4-6	.667	2	3	5	5.0	4	1	0	1	1	19	13.1	
Totals			24	686:55	108-246	.439	24-84	.286	75-98	.765	39	80	119	5.0	52	18	28	15	27	315	13.1

Player Averages

Games Played	Minutes/game	Points/game	FG Pct	3FG Pct	FT Pct	Rebounds/game	Assists/game	Turnovers/game	Assist/Turnover ratio	Steals/game	Blocks/game
24	28.6	13.1	43.9	28.6	76.5	5.0	0.8	1.2	0.6	1.1	0.6

MISC. STATS

Category	2024-25	Career*
10+ Points	16	52
20+ Points	4	7
30+ Points	0	0
40+ Points	0	0
Double-Doubles	1	9
10+ Rebounds	1	11
10+ Assists	0	0
Led NU in Scoring	4	11
Led NU in Reb.	6	16
Led NU in Assists	2	2

*Includes Alabama

SEASON/CAREER HIGHS

Points	
Season:	27, USC (1/22/25)
College Career:	Same
Rebounds	
Season:	13, at Iowa (1/7/25)
College Career:	18, at Kansas State (12/17/23)
Field Goals	
Season:	11, USC (1/22/25)
College Career:	Same
3-Point Field Goals	
Season:	3, Three Times (last, 1/4/25)
College Career:	4, Minnesota (2/25/24)
Free Throws	
Season:	10, at Oregon (2/5/25)
College Career:	Same
Free Throw Attempts	
Season:	12, at Oregon (2/5/25)
College Career:	Same
Assists	
Season:	5, FDU (11/13/24)
College Career:	Same
Steals	
Season:	5, Bethune-Cookman (11/9/24)
College Career:	Same
Blocks	
Season:	2, Four times (last, 1/30/24)
College Career:	4, South Carolina State (12/29/23)
Minutes Played	
Season:	40:45, Illinois (1/30/25)
College Career:	Same



BRADEN FRAGER

FRESHMAN • FORWARD • 6-7 • 220 • LINCOLN, NEB. • SOUTHWEST HIGH SCHOOL

- True freshman who was a three-year performer at Lincoln Southwest High School before reclassifying to the class of 2024
- Three-star recruit by On3, 247Sports and Rivals, Frager was ranked among the top-200 players in the country before he reclassified
- Two-time honorable-mention all-state performer by the Lincoln Journal Star who averaged 18.3 ppg, 7.0 rpg, 1.2 apg and 1.2 spg in 2023-24
- Totaled 20+ points in six of his final eight games, including a school-record 39-point performance at Kearney
- Played for the ETG Midwest AAU program for Coach Ryan Reeder, averaging 15.0 ppg during his final season of AAU basketball
- Selected Nebraska over Creighton and Iowa State

2024-25 HONORS

CAREER STATS

MISC. STATS

Category	2024-25	Career*
10+ Points	0	0
20+ Points	0	0
30+ Points	0	0
40+ Points	0	0
Double-Doubles	0	0
10+ Rebounds	0	0
10+ Assists	0	0
Led NU in Scoring	0	0
Led NU in Reb.	0	0
Led NU in Assists	0	0

2024-25 GAME BY GAME

SEASON/CAREER HIGHS

Points

Season:

College Career:

Rebounds

Season:

College Career:

Field Goals

Season:

College Career:

3-Point Field Goals

Season:

College Career:

Free Throws

Season:

College Career:

Free Throw Attempts

Season:

College Career:

Assists

Season:

College Career:

Steals

Season:

College Career:

Blocks

Season:

College Career:

Minutes Played

Season:

College Career:



2024-25 HONORS

JEFFREY GRACE III

JUNIOR • GUARD • 6-3 • 200 • ELMHURST, ILL. • ARIZONA STATE

- A two-year letterwinner who walked on to the program after beginning his career at Arizona State
- Has appeared in nine games, totaling seven points, three rebounds and a steal in 10 minutes
- Had a basket in nearly two minutes of action at No. 18 Wisconsin
- Had a steal in 1:18 of action at No. 20 Purdue
- Had a basket and a rebound in two minutes vs. North Florida
- Grabbed a rebound in limited time against South Dakota
- Made his 2024-25 debut against FDU, hitting a 3-point play and grabbing an offensive board in 1:40 of action
- Played in 16 games in 2023-24, including all three of NU's postseason games, and had six points and three rebounds in 23 minutes
- Played in 11 games as a redshirt freshman, totaling four points and three rebounds
- Was an Academic All-Big Ten pick and Big Ten Distinguished Scholar in 2023-24 (3.70 GPA for the year)
- Was one of 20 Husker student-athletes across sports to attend No Filter Life Skills trip to Ecuador in August of 2024
- A two-time West Suburban Conference selection at York (Ill.) High School, averaging 11.0 ppg, 5.0 rpg and 3.0 apg during his senior season
- Played his AAU basketball with Breakaway Basketball, where he was a club teammate of Sam Hoiberg for several years

MISC. STATS

Category	2024-25	Career
10+ Points	0	0
20+ Points	0	0
30+ Points	0	0
40+ Points	0	0
Double-Doubles	0	0
10+ Rebounds	0	0
10+ Assists	0	0
Led NU in Scoring	0	0
Led NU in Reb.	0	0
Led NU in Assists	0	0

SEASON/CAREER HIGHS

Points	
Season:	3, FDU (11/13/24)
College Career:	Same
Rebounds	
Season:	1, Four times (last, 12/1/24)
College Career:	1, 10 times (last, 1/26/24)
Field Goals	
Season:	1, Three times (last, 1/26/25)
College Career:	1, Six times (last, 1/26/25)
3-Point Field Goals	
Season:	
College Career:	None
Free Throws	
Season:	1, FDU (11/13/24)
College Career:	2, Two times (last, 12/29/23)
Free Throw Attempts	
Season:	1, Two Times (last, 1/26/25)
College Career:	2, Four times (last, 3/10/24)
Assists	
Season:	
College Career:	1, Three times (last, 11/6/23)
Steals	
Season:	1, at Purdue (1/12/25)
College Career:	1, Two times (last, 1/12/25)
Blocks	
Season:	
College Career:	None
Minutes Played	
Season:	2:03, North Florida (12/1/24)
College Career:	4:00, Lindenwood (11/6/23)

CAREER STATS

		Field Goals				3-Point		F-Throws		Rebounds								Scoring		
SEASON	TEAM	GP-GS	MIN/AVG	FG-FGA	FG%	3FG-3FGA	3FG%	FT-FTA	FT%	OFF	DEF	TOT	AVG	PF-FO	A	TO	BLK	STL	PTS	AVG
2022-23	Nebr	11-0	12/1.1	1-2	.500	0-1	.000	2-4	.500	2	1	3	0.3	0-0	1	2	0	1	4	0.4
2023-24	Nebr	16-0	23/1.4	2-4	.500	0-1	.000	2-5	.400	2	1	3	0.2	2-0	2	1	0	0	6	0.4
2024-25	Nebr	9-0	10/1.2	3-5	.600	0-0	.000	1-2	.500	2	1	3	0.3	1-0	0	0	0	1	7	0.8
TOTAL		36-0	45/1.2	6-11	.545	0-2	.000	5-11	.455	6	3	9	0.3	3-0	3	3	0	2	17	0.5

2024-25 GAME BY GAME

			Total			3-Pointers		Free throws		Rebounds										
Opponent	Date	GS	MIN	FG-FGA	PCT	3FG-3FGA	PCT	FT-FTA	PCT	OFF	DEF	TOT	AVG	PF	A	TO	BLK	STL	PTS	AVG
FDU	11/13/2024		01:40	1-2	.500	0-0	.000	1-1	1.000	1	0	1	1.0	0	0	0	0	0	3	3.0
South Dakota	11/27/2024		00:56	0-0	.000	0-0	.000	0-0	.000	1	0	1	1.0	0	0	0	0	0	0	1.5
North Florida	12/01/2024		02:03	1-2	.500	0-0	.000	0-0	.000	0	1	1	1.0	0	0	0	0	0	2	1.7
vs Oregon St.	12/25/2024		00:09	0-0	.000	0-0	.000	0-0	.000	0	0	0	0.8	0	0	0	0	0	0	1.3
Southern U.	12/30/2024		02:00	0-0	.000	0-0	.000	0-0	.000	0	0	0	0.6	0	0	0	0	0	0	1.0
at Iowa	01/07/2025		00:12	0-0	.000	0-0	.000	0-0	.000	0	0	0	0.5	1	0	0	0	0	0	0.8
at Purdue	01/12/2025		01:18	0-0	.000	0-0	.000	0-0	.000	0	0	0	0.4	0	0	0	0	1	0	0.7
Rutgers	01/16/2025		00:10	0-0	.000	0-0	.000	0-0	.000	0	0	0	0.4	0	0	0	0	0	0	0.6
at Wisconsin	01/26/2025		01:53	1-1	1.000	0-0	.000	0-1	.000	0	0	0	0.3	0	0	0	0	0	2	0.8
Totals		0	10:22	3-5	.600	0-0	.000	1-2	.500	2	1	3	0.3	1	0	0	0	1	7	0.8

Player Averages

Games Played	Minutes/ game	Points/ game	FG Pct	3FG Pct	FT Pct	Rebounds/ game	Assists/ game	Turnovers/ game	Assist/Turnover ratio	Steals/ game	Blocks/ game
9	1.2	0.8	60.0	0.0	50.0	0.3	0.0	0.0	0.0	0.1	0.0



2024-25 HONORS

- Diamond Head Classic All-Tournament Team

MISC. STATS

Category	2024-25	Career*
10+ Points	5	7
20+ Points	0	0
30+ Points	0	0
40+ Points	0	0
Double-Doubles	0	0
10+ Rebounds	0	0
10+ Assists	0	0
Led NU in Scoring	0	0
Led NU in Reb.	7	7
Led NU in Assists	0	0

*-includes UCLA

SEASON/CAREER HIGHS

Points		
Season:	16, vs. Oregon State (12/25/24)	
College Career:	Same	
Rebounds		
Season:	9, Seven times (last, 2/5/25)	
College Career:	Same	
Field Goals		
Season:	6, vs. Oregon State (12/25/24)	
College Career:	Same	
3-Point Field Goals		
Season:	3, Two times (last, 2/9/25)	
College Career:	Same	
Free Throws		
Season:	5, vs. Saint Mary's (11/17/24)	
College Career:	5, Two times (last, 11/17/24)	
Free Throw Attempts		
Season:	6, vs. Saint Mary's (11/17/24)	
College Career:	9, Chaminade (11/21/23)	
Assists		
Season:	3, Four times (last, 2/9/25)	
College Career:	3, Five times (last, 2/9/25)	
Steals		
Season:	4, at Purdue (1/12/24)	
College Career:	Same	
Blocks		
Season:	3, vs. Saint Mary's (11/17/24)	
College Career:	Same	
Minutes Played		
Season:	31:12, Ohio State (2/9/25)	
College Career:	32:21, Washington (1/14/24)	

BERKE BÜYÜKTUNCEL

SOPHOMORE • FORWARD • 6-10 • 240 • BURSA, TÜRKİYE • UCLA

- UCLA transfer who can play a number of spots in the frontcourt and averages 7.2 points, 5.9 rebounds, 1.0 steals and 0.8 blocks per game
- Reached double figures for the first time since Dec. 25 with 15 points, including 3-of-6 from 3-point range, five boards and three assists vs. Ohio St.
- Totalled seven points and tied a career high with nine rebounds in the win at Washington
- Matched his career high with nine rebounds and had three points and two assists in the win over No. 16 Oregon
- Had eight points, including 2-of-2 from 3-point range and four rebounds before fouling out at Maryland
- Finished with eight points, including a pair of 3-pointers, three rebounds and a career-high four steals at No. 20 Purdue
- Matched his career high with nine rebounds in the win over No. 15 UCLA
- Tied his career high with nine rebounds and had six points and two boards in 30 minutes vs. Southern
- Earned a spot on the Diamond Head Classic All-Tournament team with a career-high 16 points on 6-of-8 shooting, including 3-of-4 from 3-point range, vs. Oregon State
- Matched career highs in both rebounds (nine) and steals (three) in 28 minutes against Hawai'i
- Finished with six points and a season-high nine rebounds in the win over Murray State
- Nearly recorded a double-double at No. 14 Creighton with 12 points and nine boards, along with two assists and two steals in NU's 74-63 win
- Recorded a career-high 15 points on 5-of-7 shooting from the field while adding personal bests in blocks (three) and steals (three) vs. Saint Mary's
- Was the first Husker to have at least 15 points, three blocks and three steals in a game since Aleks Maric in 2007
- Played in 26 games, including eight starts, at UCLA in 2023-24, averaging 4.9 ppg and 2.7 rpg with two double-figure games
- Rated the No. 36 player in the class of 2023 by 24/7 Sports, while he was rated by ESPN.com as the No. 2 international player to enter college basketball in 2023-24
- Made his Turkish senior national team debut at age 18 at the 2023 World Cup qualifier and has played at several levels for the national program
- Played for Türkiye at the U20 European Championships, averaging 12.0 points and a team-high 7.7 rebounds while shooting 51 percent from the field and 54 percent from 3-point range
- Led Türkiye to a third-place finish at the FIBA U19 World Cup, including an 84-70 win over the United States in the third-place game and was named to the "All-Star Five" at the event, as he averaged 11.4 points, 8.3 rebounds and 3.7 assists per game in seven games

CAREER STATS

BUYUKTUNCEL, Berke

		Field Goals				3-Point		F-Throws		Rebounds				PF-FO				TO BLK STL				Scoring	
SEASON	TEAM	GP-GS	MIN/AVG	FG-FGA	FG%	3FG-3FGA	3FG%	FT-FTA	FT%	OFF	DEF	TOT	AVG	PF-FO	A	TO	BLK	STL	PTS	AVG			
2023-24	UCLA	26-8	425/16.3	40-104	.385	11-37	.297	27-43	.628	24	41	65	2.5	58-1	11	22	9	4	118	4.5			
2024-25	Nebr	23-21	556/24.2	62-137	.453	21-65	.323	21-31	.677	32	104	136	5.9	55-1	31	32	17	24	166	7.2			
TOTAL FOR Nebr		23-21	556/24.2	62-137	.453	21-65	.323	21-31	.677	32	104	136	5.9	55-1	31	32	17	24	166	7.2			
TOTAL		49-29	981/20.0	102-241	.423	32-102	.314	48-74	.649	56	145	201	4.1	113-2	42	54	26	28	284	5.8			

2024-25 GAME BY GAME

Opponent	Date	GS	MIN	Total		3-Pointers		Free throws		Rebounds				PF	A	TO	BLK	STL	PTS	AVG	
				FG-FGA	PCT	3FG-3FGA	PCT	FT-FTA	PCT	OFF	DEF	TOT	AVG								
UTRGV	11/04/2024	*	26:35	3-4	.750	0-0	.000	0-0	.000	1	5	6	6.0	3	2	1	0	2	6	6.0	
Bethune-Cookman	11/09/2024	*	25:31	2-6	.333	0-3	.000	2-2	1.000	2	5	7	6.5	0	0	1	2	0	6	6.0	
FDU	11/13/2024	*	25:16	4-6	.667	1-3	.333	3-4	.750	3	4	7	6.7	3	3	1	1	0	12	8.0	
vs Saint Mary's (CA)	11/17/2024	*	26:17	5-7	.714	0-1	.000	5-6	.833	3	2	5	6.3	3	1	0	3	3	15	9.8	
at Creighton	11/22/2024	*	22:26	4-7	.571	1-3	.333	3-4	.750	1	8	9	6.8	4	2	2	0	2	12	10.2	
South Dakota	11/27/2024	*	12:29	2-3	.667	0-1	.000	2-2	1.000	3	3	6	6.7	0	3	3	0	1	6	9.5	
at Michigan St.	12/07/2024	*	13:45	1-4	.250	1-2	.500	0-0	.000	1	0	1	5.9	3	0	2	0	2	3	8.6	
Indiana	12/13/2024	*	20:04	2-3	.667	1-1	1.000	0-0	.000	0	5	5	5.8	3	3	2	0	0	5	8.1	
vs Murray St.	12/22/2024	*	25:31	3-6	.500	0-2	.000	0-0	.000	2	7	9	6.1	2	0	1	1	1	6	7.9	
at Hawaii	12/23/2024	*	27:42	1-7	.143	0-3	.000	0-1	.000	4	5	9	6.4	2	1	1	1	3	2	7.3	
vs Oregon St.	12/25/2024	*	29:47	6-8	.750	3-4	.750	1-1	1.000	1	5	6	6.4	2	2	3	0	0	16	8.1	
Southern U.	12/30/2024	*	29:39	2-7	.286	1-5	.200	1-2	.500	1	8	9	6.6	1	1	1	2	0	6	7.9	
UCLA	01/04/2025	*	22:30	1-8	.125	1-3	.333	1-2	.500	3	6	9	6.8	4	0	3	0	0	4	7.6	
at Iowa	01/07/2025	*	18:43	3-5	.600	1-1	1.000	1-3	.333	1	2	3	6.5	1	2	1	2	2	8	7.6	
at Purdue	01/12/2025	*	25:19	3-5	.600	2-4	.500	0-0	.000	0	3	3	6.3	1	1	2	1	4	8	7.7	
Rutgers	01/16/2025	*	21:16	0-4	.000	0-2	.000	0-0	.000	2	1	3	6.1	4	2	2	0	0	0	7.2	
at Maryland	01/19/2025	*	22:48	3-5	.600	2-2	1.000	0-1	.000	1	3	4	5.9	5	0	2	0	0	8	7.2	
Southern California	01/22/2025	*	27:01	3-6	.500	0-3	.000	0-0	.000	1	3	4	5.8	3	1	0	1	1	6	7.2	
at Wisconsin	01/26/2025	*	29:53	3-9	.333	1-4	.250	0-0	.000	0	6	6	5.8	1	0	1	1	1	7	7.2	
Illinois	01/30/2025	*	18:31	2-6	.333	1-4	.250	0-1	.000	0	1	1	5.6	1	1	0	0	0	5	7.1	
at Oregon	02/02/2025	*	27:21	1-7	.143	1-6	.167	0-0	.000	1	8	9	5.8	3	2	0	1	1	3	6.9	
at Washington	02/05/2025	*	26:19	3-5	.600	1-2	.500	0-0	.000	1	8	9	5.9	3	1	1	1	1	7	6.9	
Ohio St.	02/09/2025	*	31:12	5-9	.556	3-6	.500	2-2	1.000	0	6	6	5.9	3	3	2	0	0	15	7.2	
Totals			21	555:56	62-137	.453	21-65	.323	21-31	.677	32	104	136	5.9	55	31	32	17	24	166	7.2

Player Averages

Games Played	Minutes/ game	Points/ game	FG Pct	3FG Pct	FT Pct	Rebounds/ game	Assists/ game	Turnovers/ game	Assist/Turnover ratio	Steals/ game	Blocks/ game
23	24.2	7.2	45.3	32.3	67.7	5.9	1.3	1.4	1.0	1.0	0.7



2024-25 HONORS

GAVIN GRIFFITHS

SOPHOMORE • GUARD • 6-7 • 193 • SIMSBURY, CONN. • RUTGERS

- Rutgers transfer who can play on the wing or in the backcourt, averaging 2.3 points and 1.8 rebounds per game in 12 contests
- Dished out an assist in four minutes of work against No. 18 Wisconsin
- Went scoreless in six minutes at No. 20 Purdue
- Saw his first action since Dec. 7 against Southern and had eight points, including 2-of-2 from 3-point range, two boards and a block in four minutes
- Had a steal and an assist in six minutes at Michigan State
- Grabbed four rebounds and had two assists and two steals in 18 minutes against North Florida
- Had two points and four rebounds in 10 minutes against South Dakota
- Saw extensive action in the win over FDU with eight points, five rebounds and two blocked shots in 23 minutes
- Finished with three points, two boards and three assists in 13 minutes against Bethune-Cookman
- Had four points, three rebounds and a blocked shot in 14 minutes against UTRGV
- Played in all 32 games at Rutgers in 2023-24, averaging 5.8 points and 2.2 rebounds per game while playing just under 18 minutes per contest
- Ranked second on the Scarlet Knights in 3-pointers (31) and third in blocked shots (13), while his 31 3-pointers were third among Big Ten freshmen
- Totaled seven double-figure efforts in 2023-24, including a 25-point effort against Boston University when he went 9-of-15 from the floor
- Was a consensus top-50 recruit in 2023 and was a four-star recruit by all four major recruiting services
- Played at Kingswood-Oxford High School where he averaged 24.6 points and 12 rebounds per game and was chosen as the New England Preparatory School Athletic Council (NEPSAC) Player of the Year in Class B Basketball
- Both parents played college basketball, as his father (Larry) and mother (Karen) played at Hartford

MISC. STATS

Category	2024-25	Career*
10+ Points	0	7
20+ Points	0	1
30+ Points	0	0
40+ Points	0	0
Double-Doubles	0	0
10+ Rebounds	0	0
10+ Assists	0	0
Led NU in Scoring	0	0
Led NU in Reb.	0	0
Led NU in Assists	1	1

SEASON/CAREER HIGHS

Points	
Season:	8, Two Times (last, 12/30/24)
College Career:	25, vs Boston Univ. (11/10/23)
Rebounds	
Season:	5, FDU (11/13/24)
College Career:	6, at Purdue (2/22/24)
Field Goals	
Season:	3, FDU (11/13/24)
College Career:	9, vs Boston Univ. (11/10/23)
3-Point Field Goals	
Season:	2, Two times (last, 12/30/24)
College Career:	4, at Wisconsin (3/7/24)
Free Throws	
Season:	None
College Career:	4, vs Boston Univ. (11/10/23)
Free Throw Attempts	
Season:	None
College Career:	5, LIU (12/16/23)
Assists	
Season:	3, Bethune-Cookman (11/9/24)
College Career:	3, Three times (last, 11/9/24)
Steals	
Season:	2, North Florida (12/1/24)
College Career:	3, LIU (12/16/23)
Blocks	
Season:	2, FDU (11/13/24)
College Career:	2, Three times (last, 11/13/24)
Minutes Played	
Season:	22:46, FDU (11/13/24)
College Career:	33:23, vs. Maryland (3/13/24)

CAREER STATS

		Field Goals				3-Point		F-Throws		Rebounds				Scoring						
SEASON	TEAM	GP-GS	MIN/AVG	FG-FGA	FG%	3FG-3FGA	3FG%	FT-FTA	FT%	OFF	DEF	TOT	AVG	PF-FO	A	TO	BLK	STL	PTS	AVG
2023-24	RU	32-3	575/18.0	68-210	.324	31-110	.282	18-30	.600	22	49	71	2.2	38-0	20	30	13	10	185	5.8
2024-25	Nebr	12-0	110/9.1	11-33	.333	5-24	.208	0-0	.000	3	18	21	1.8	14-0	9	4	4	4	27	2.3
TOTAL FOR Nebr		12-0	110/9.1	11-33	.333	5-24	.208	0-0	.000	3	18	21	1.8	14-0	9	4	4	4	27	2.3
TOTAL		44-3	685/15.6	79-243	.325	36-134	.269	18-30	.600	25	67	92	2.1	52-0	29	34	17	14	212	4.8

2024-25 GAME BY GAME

Opponent	Date	GS	MIN	Total		3-Pointers		Free throws		Rebounds				PF	A	TO	BLK	STL	PTS	AVG
				FG-FGA	PCT	3FG-3FGA	PCT	FT-FTA	PCT	OFF	DEF	TOT	AVG							
UTRGV	11/04/2024		13:59	2-5	.400	0-3	.000	0-0	.000	1	2	3	3.0	1	0	0	1	0	4	4.0
Bethune-Cookman	11/09/2024		13:12	1-2	.500	1-2	.500	0-0	.000	0	2	2	2.5	3	3	0	0	0	3	3.5
FDU	11/13/2024		22:46	3-7	.429	2-6	.333	0-0	.000	0	5	5	3.3	2	2	1	2	1	8	5.0
vs Saint Mary's (CA)	11/17/2024		07:09	0-1	.000	0-1	.000	0-0	.000	0	0	0	2.5	1	0	0	0	0	0	3.8
at Creighton	11/22/2024		03:52	0-1	.000	0-1	.000	0-0	.000	0	1	1	2.2	0	0	1	0	0	0	3.0
South Dakota	11/27/2024		10:01	1-5	.200	0-2	.000	0-0	.000	1	3	4	2.5	4	0	0	0	0	2	2.8
North Florida	12/01/2024		18:48	1-4	.250	0-2	.000	0-0	.000	1	3	4	2.7	2	2	1	0	2	2	2.7
at Michigan St.	12/07/2024		05:54	0-2	.000	0-2	.000	0-0	.000	0	0	0	2.4	0	1	1	0	1	0	2.4
Southern U.	12/30/2024		03:54	3-3	1.000	2-2	1.000	0-0	.000	0	2	2	2.3	1	0	0	1	0	8	3.0
at Purdue	01/12/2025		05:46	0-2	.000	0-2	.000	0-0	.000	0	0	0	2.1	0	0	0	0	0	0	2.7
Southern California	01/22/2025		00:07	0-0	.000	0-0	.000	0-0	.000	0	0	0	1.9	0	0	0	0	0	0	2.5
at Wisconsin	01/26/2025		04:17	0-1	.000	0-1	.000	0-0	.000	0	0	0	1.8	0	1	0	0	0	0	2.3
Totals		0	109:45	11-33	.333	5-24	.208	0-0	.000	3	18	21	1.8	14	9	4	4	4	27	2.3

Player Averages

Games Played	Minutes/ game	Points/ game	FG Pct	3FG Pct	FT Pct	Rebounds/ game	Assists/ game	Turnovers/ game	Assist/Turnover ratio	Steals/ game	Blocks/ game
12	9.1	2.3	33.3	20.8	0.0	1.8	0.8	0.3	2.3	0.3	0.3



JUSTIN BOLIS

SOPHOMORE • FORWARD • 6-8 • 225 • LINCOLN, NEB. • SOUTHEAST COMMUNITY COLLEGE

- Lincoln native who walked on to the Husker program
- Spent the 2023-24 season at Southeast Community College, averaging 15.5 ppg and 8.7 rpg while shooting 38 percent from 3-point range
- Totaled 11 double-doubles en route to being named to the Nebraska Community College Athletic All-Conference Team
- Played at Lincoln High School for Coach Dan Noble, as he averaged nine points and six rebounds per game as a senior after missing his junior season with an Achilles tear
- Played AAU basketball with the Lincoln Supreme and Coach Zach Tharanet

2024-25 HONORS

CAREER STATS

MISC. STATS

Category	2024-25	Career
10+ Points	0	0
20+ Points	0	0
30+ Points	0	0
40+ Points	0	0
Double-Doubles	0	0
10+ Rebounds	0	0
10+ Assists	0	0
Led NU in Scoring	0	0
Led NU in Reb.	0	0
Led NU in Assists	0	0

2024-25 GAME BY GAME

SEASON/CAREER HIGHS

Points

Season:

College Career:

Rebounds

Season:

College Career:

Field Goals

Season:

College Career:

3-Point Field Goals

Season:

College Career:

Free Throws

Season:

College Career:

Free Throw Attempts

Season:

College Career:

Assists

Season:

College Career:

Steals

Season:

College Career:

Blocks

Season:

College Career:

Minutes Played

Season:

College Career:



2024-25 HONORS

ANDREW MORGAN

SENIOR • FORWARD • 6-10 • 242 • WASECA, MINN. • NORTH DAKOTA STATE

- North Dakota State transfer who has been an impact player off the bench, averaging 7.8 points on 57 percent shooting and 4.3 rebounds per game
- Had two points, three boards and a steal vs. Ohio State, as his steal and basket gave NU the lead for good
- Has started the last four games and had eight points on 4-of-6 shooting at Washington
- Finished with eight points on 4-of-4 shooting, two rebounds and two assists in a win at No. 16 Oregon
- Had nine points, seven rebounds and two assists in NU's win over No. 18 Illinois
- Made his first start at No. 18 Wisconsin, finishing with five points and five boards in 22 minutes
- Led NU with 17 points, including the 1,000th point of his career, and five boards at Maryland
- Totaled 11 points and four rebounds in 19 minutes against Rutgers
- Finished with 12 points on 4-of-5 shooting vs. No. 15 UCLA, including a 5-0 second-half run
- Had 10 points on 4-of-5 shooting and three boards in 15 minutes off the bench against Southern
- Recorded his first career double-double with 12 points on 6-of-7 shooting and a season-high 12 boards vs. Murray State
- Reached double figures for the third straight game with 10 points and five rebounds in 18 minutes in the win over Indiana
- Led Nebraska in scoring (14) and rebounding (seven) in the loss at Michigan State
- Nearly posted a double-double in the win over North Florida with season highs in points (13) and rebounds (nine) in 17 minutes of action
- Reached double figures for the second time this year with 10 points, five boards and a blocked shot against Saint Mary's
- Named second-team All-Summit League at North Dakota State in 2023-24, averaging 12.9 points and 5.0 rebounds per game
- Ranked among Summit League leaders in scoring (15th), rebounding (16th) and free throw percentage (.703, ninth)
- Posted 22 double-figure efforts, including a season-high 31 points against Kansas City and had two double-doubles
- Helped the Bison reach the title game of the 2023 Summit League Tournament, as he made 30 starts and averaged 10.5 ppg and 5.3 rpg, ranking second on the team in rebounding and third in scoring
- Rated in the top 250 nationally by Prep Hoops as a senior, as he helped Waseca High School to a 23-1 record and a Class 2A state title
- Was a finalist for Mr. Basketball in Minnesota in 2021, as he averaged 22.1 points and 11 rebounds per game

CAREER STATS

				Field Goals		3-Point		F-Throws		Rebounds								Scoring		
SEASON	TEAM	GP-GS	MIN/AVG	FG-FGA	FG%	3FG-3FGA	3FG%	FT-FTA	FT%	OFF	DEF	TOT	AVG	PF-FO	A	TO	BLK	STL	PTS	AVG
2021-22	NDSU	21-0	243/11.6	46-73	.630	3-7	.429	17-28	.607	18	52	70	3.3	30-0	7	19	8	4	112	5.3
2022-23	NDSU	32-30	693/21.7	136-231	.589	2-6	.333	62-113	.549	54	117	171	5.3	63-0	38	70	10	12	336	10.5
2023-24	NDSU	32-29	741/23.2	148-266	.556	12-33	.364	104-148	.703	62	99	161	5.0	76-0	32	65	8	10	412	12.9
2024-25	Nebr	24-4	434/18.1	72-127	.567	3-12	.250	39-69	.565	36	67	103	4.3	45-0	21	34	6	8	186	7.8
TOTAL FOR Nebr		24-4	434/18.1	72-127	.567	3-12	.250	39-69	.565	36	67	103	4.3	45-0	21	34	6	8	186	7.8
TOTAL		109-63	2112/19.4	402-697	.577	20-58	.345	222-358	.620	170	335	505	4.6	214-0	98	188	32	34	1046	9.6

MISC. STATS

Category	2024-25	Career*
10+ Points	10	50
20+ Points	0	8
30+ Points	0	1
40+ Points	0	0
Double-Doubles	1	5
10+ Rebounds	0	4
10+ Assists	0	0
Led NU in Scoring	2	2
Led NU in Reb.	4	4
Led NU in Assists	1	1

*-includes North Dakota State

SEASON/CAREER HIGHS

Points	
Season:	17, at Maryland (1/19/25)
College Career:	31, Kansas City (2/8/24)
Rebounds	
Season:	12, vs. Murray State (12/22/24)
College Career:	14, Crown (11/20/22)
Field Goals	
Season:	7, at Maryland (1/19/25)
College Career:	11, Two times (last, 2/24/24)
3-Point Field Goals	
Season:	1, Three times (last, 1/7/25)
College Career:	2, Two times (last, 2/24/24)
Free Throws	
Season:	5, Two times (last, 11/27/24)
College Career:	14, Kansas City (2/8/24)
Free Throw Attempts	
Season:	6, Five times (last, 1/19/25)
College Career:	16, Kansas City (2/8/24)
Assists	
Season:	3, at Creighton (11/22/24)
College Career:	4, Two times (last, 1/20/24)
Steals	
Season:	1, Seven times (last, 1/22/25)
College Career:	2, Four times (last, 11/11/23)
Blocks	
Season:	1, Six times (last, 1/22/25)
College Career:	3, at North Dakota (12/30/22)
Minutes Played	
Season:	29:47, Illinois (1/30/25)
College Career:	36:40, Kansas City (1/21/23)

2024-25 GAME BY GAME

Opponent	Date	GS	MIN	Total		3-Pointers		Free throws		Rebounds				PF	A	TO	BLK	STL	PTS	AVG
				FG-FGA	PCT	3FG-3FGA	PCT	FT-FTA	PCT	OFF	DEF	TOT	AVG							
UTRGV	11/04/2024		20:22	3-6	.500	0-0	.000	4-6	.667	2	3	5	5.0	3	0	0	0	10	10.0	
Bethune-Cookman	11/09/2024		11:15	2-4	.500	0-0	.000	2-3	.667	0	3	3	4.0	2	0	2	1	0	6	8.0
FDU	11/13/2024		07:26	1-2	.500	0-0	.000	2-3	.667	1	1	2	3.3	2	0	1	0	0	4	6.7
vs Saint Mary's (CA)	11/17/2024		15:20	2-5	.400	1-2	.500	5-6	.833	2	3	5	3.8	3	1	2	1	0	10	7.5
at Creighton	11/22/2024		18:36	1-3	.333	0-1	.000	0-2	.000	2	2	4	3.8	2	3	1	0	1	2	6.4
South Dakota	11/27/2024		17:53	1-3	.333	1-1	1.000	5-6	.833	4	3	7	4.3	1	2	1	1	0	8	6.7
North Florida	12/01/2024		17:22	5-11	.455	0-1	.000	3-6	.500	3	6	9	5.0	1	0	0	0	0	13	7.6
at Michigan St.	12/07/2024		27:59	6-13	.462	0-1	.000	2-3	.667	1	6	7	5.3	2	1	0	0	1	14	8.4
Indiana	12/13/2024		17:56	4-5	.800	0-0	.000	2-4	.500	3	2	5	5.2	2	1	1	1	1	10	8.6
vs Murray St.	12/22/2024		22:55	6-7	.857	0-0	.000	0-0	.000	1	11	12	5.9	1	0	2	1	0	12	8.9
at Hawaii	12/23/2024		12:01	0-1	.000	0-0	.000	0-0	.000	0	1	1	5.5	3	1	0	0	1	0	8.1
vs Oregon St.	12/25/2024		16:45	1-2	.500	0-0	.000	1-1	1.000	0	3	3	5.3	2	0	1	0	0	3	7.7
Southern U.	12/30/2024		14:55	4-5	.800	0-0	.000	2-3	.667	1	2	3	5.1	1	1	1	0	0	10	7.8
UCLA	01/04/2025		21:01	4-5	.800	0-1	.000	4-4	1.000	2	1	3	4.9	4	1	5	0	1	12	8.1
at Iowa	01/07/2025		20:27	3-5	.600	1-2	.500	1-2	.500	2	2	4	4.9	0	0	0	0	0	8	8.1
at Purdue	01/12/2025		16:45	1-3	.333	0-0	.000	0-0	.000	0	0	0	4.6	1	1	3	0	0	2	7.8
Rutgers	01/16/2025		19:18	5-9	.556	0-0	.000	1-3	.333	2	2	4	4.5	1	0	0	0	0	11	7.9
at Maryland	01/19/2025		24:05	7-12	.583	0-2	.000	3-6	.500	1	4	5	4.6	0	0	3	0	1	17	8.4
Southern California	01/22/2025		13:54	1-1	1.000	0-0	.000	0-2	.000	0	3	3	4.5	3	1	1	1	1	2	8.1
at Wisconsin	01/26/2025	*	21:39	2-5	.400	0-1	.000	1-3	.333	2	3	5	4.5	2	1	1	0	0	5	8.0
Illinois	01/30/2025	*	29:47	4-8	.500	0-0	.000	1-1	1.000	4	3	7	4.6	2	2	3	0	0	9	8.0
at Oregon	02/02/2025	*	17:21	4-4	1.000	0-0	.000	0-2	.000	1	1	2	4.5	4	2	3	0	0	8	8.0
at Washington	02/05/2025	*	17:04	4-6	.667	0-0	.000	0-3	.000	0	1	1	4.3	1	2	1	0	0	8	8.0
Ohio St.	02/09/2025		12:24	1-2	.500	0-0	.000	0-0	.000	2	1	3	4.3	2	1	2	0	1	2	7.8
Totals		4	434:30	72-127	.567	3-12	.250	39-69	.565	36	67	103	4.3	45	21	34	6	8	186	7.8

Player Averages

Games Played	Minutes/game	Points/game	FG Pct	3FG Pct	FT Pct	Rebounds/game	Assists/game	Turnovers/game	Assist/Turnover ratio	Steals/game	Blocks/game
24	18.1	7.8	56.7	25.0	56.5	4.3	0.9	1.4	0.6	0.3	0.3



2024-25 HONORS

ROLLIE WORSTER

SENIOR • GUARD • 6-5 • 210 • MISSOULA, MONT. • UTAH

- Fifth-year senior who averages 7.9 points, 4.0 rebounds and a team-high 2.8 assists per game
- Has the potential to be the first Husker basketball player to ever total 1,000 points, 500 rebounds and 500 assists with a solid 2024-25 season
- Had five points, four boards and three assists in a start against Ohio State
- Reached double figures with 11 points on 4-of-4 shooting along with three boards and two assists in a win at No. 16 Oregon
- Came off the bench for the first time this season and led NU in both rebounds (six) and assists (six), as he tied his season high in assists
- Had 10 points along with team highs in both rebounds (seven) and assists (five) at Rutgers
- Totaled 14 points on 6-of-9 shooting along with four rebounds and two steals at Iowa
- Finished with 11 points and four rebounds vs. No. 15 UCLA, as he went over 1,000 career points
- Tied his season high with six assists and added eight points and four boards in the win over Southern
- Finished with 11 points and seven rebounds in the win over Murray State
- Reached double figures for the second straight game with 11 points, four rebounds, two assists and two steals in the win over No. 14 Creighton
- Totaled 10 points and three boards vs. Saint Mary's while helping limit WCC Player of the Year Augustas Marciulionis to nine points on 3-of-9 shooting
- Nearly posted a double-double in his Husker debut vs. UTRGV with 18 points, nine rebounds, three assists and four steals
- Started the first 16 games at Utah in 2023-24, averaging 9.9 points, 5.5 assists and 4.9 rebounds per game, as he was third in the Pac 12 in assists per game and first in the conference in assist-to-turnover ratio (2.93-to-1) at the time of his injury
- Dished out a season-high 10 assists against Southern Utah and nine each against Wake Forest and Bellarmine
- Started all 30 games in 2022-23, averaging 8.6 points, 5.0 assists and 5.2 rebounds per game.
- Was second in the Pac-12 with a 2.61 assist-to-turnover ratio while his 5.1 assists per game in conference play also ranked second in the league
- Began career at Utah State, where he averaged 9.1 ppg, 3.8 rpg and 3.5 apg in helping the Aggies to the 2021 NCAA Tournament
- Was a two-time Montana Gatorade Player of the year at Hellgate High School, where he finished as the school's all-time leading scorer while also ranking in the top three in both assists (second) and rebounds (third)
- Led the school to a share of the Montana State AA title in 2019-20 by averaging 20.7 points, 7.1 rebounds, 4.5 assists and 2.3 steals per game.
- Also earned first-team all-state football honors at safety while totaling 3,400 passing yards and 2,000 rushing yards in his prep career

CAREER STATS

		Field Goals		3-Point		F-Throws		Rebounds		Scoring	
SEASON	TEAM	GP-GS	MIN/AVG	FG-FGA	FG%	3FG-3FGA	3FG%	FT-FTA	FT%	OFF DEF TOT AVG	PF-FO A TO BLK STL PTS AVG
2020-21	USU	26-25	718/27.6	86-212	.406	23-81	.284	41-51	.804	21 78 99 3.8	58-1 92 64 6 24 236 9.1
2021-22	Utah	31-30	889/28.7	88-218	.404	21-64	.328	37-46	.804	11 129 140 4.5	74-4 96 50 9 27 234 7.5
2022-23	Utah	30-30	962/32.1	97-232	.418	22-79	.278	43-53	.811	12 144 156 5.2	72-3 149 57 6 25 259 8.6
2023-24	Utah	16-16	503/31.4	54-132	.409	8-29	.276	43-61	.705	21 57 78 4.9	36-0 88 30 3 22 159 9.9
2024-25	Nebr	24-20	610/25.4	66-148	.446	9-38	.237	49-69	.710	13 84 97 4.0	41-0 67 32 7 23 190 7.9
TOTAL FOR Nebr		24-20	610/25.4	66-148	.446	9-38	.237	49-69	.710	13 84 97 4.0	41-0 67 32 7 23 190 7.9
TOTAL		127-121	3681/29.0	391-942	.415	83-291	.285	213-280	.761	78 492 570 4.5	281-8 492 233 31 121 1078 8.5

2024-25 GAME BY GAME

Opponent	Date	GS	MIN	Total		3-Pointers		Free throws		Rebounds				PF	A	TO	BLK	STL	PTS	AVG
				FG-FGA	PCT	3FG-3FGA	PCT	FT-FTA	PCT	OFF	DEF	TOT	AVG							
UTRGV	11/04/2024	*	29:25	6-7	.857	1-1	1.000	5-9	.556	2	7	9	9.0	1	3	3	1	4	18	18.0
Bethune-Cookman	11/09/2024	*	23:19	1-5	.200	1-3	.333	2-2	1.000	1	0	1	5.0	0	2	5	0	2	5	11.5
FDU	11/13/2024	*	19:13	3-8	.375	0-2	.000	2-2	1.000	1	3	4	4.7	0	1	1	0	1	8	10.0
vs Saint Mary's (CA)	11/17/2024	*	25:34	4-7	.571	1-2	.500	1-2	.500	0	3	3	4.3	2	1	3	0	0	10	10.3
at Creighton	11/22/2024	*	30:20	4-11	.364	0-2	.000	3-4	.750	1	3	4	4.2	4	2	1	0	2	11	10.4
South Dakota	11/27/2024	*	28:36	1-4	.250	0-1	.000	4-5	.800	0	8	8	4.8	1	6	1	1	1	6	9.7
North Florida	12/01/2024	*	15:56	2-4	.500	0-0	.000	0-0	.000	0	2	2	4.4	0	3	0	0	0	4	8.9
at Michigan St.	12/07/2024	*	26:11	3-7	.429	0-1	.000	3-5	.600	1	0	1	4.0	2	3	1	0	2	9	8.9
Indiana	12/13/2024	*	18:20	2-3	.667	0-1	.000	0-0	.000	0	2	2	3.8	3	2	1	0	1	4	8.3
vs Murray St.	12/22/2024	*	23:46	4-5	.800	0-1	.000	3-4	.750	1	6	7	4.1	2	1	2	0	0	11	8.6
at Hawaii	12/23/2024	*	32:43	2-9	.222	0-3	.000	0-0	.000	1	4	5	4.2	1	3	3	0	0	4	8.2
vs Oregon St.	12/25/2024	*	28:17	3-7	.429	0-1	.000	2-2	1.000	1	4	5	4.3	2	4	1	0	0	8	8.2
Southern U.	12/30/2024	*	26:33	3-7	.429	2-3	.667	0-1	.000	1	3	4	4.2	0	6	0	0	0	8	8.2
UCLA	01/04/2025	*	26:40	3-9	.333	1-3	.333	4-4	1.000	0	4	4	4.2	1	2	0	0	0	11	8.4
at Iowa	01/07/2025	*	35:29	6-9	.667	0-1	.000	2-7	.286	1	3	4	4.2	2	1	1	1	2	14	8.7
at Purdue	01/12/2025	*	15:27	2-4	.500	0-2	.000	1-1	1.000	0	2	2	4.1	1	1	1	0	0	5	8.5
Rutgers	01/16/2025	*	26:35	1-4	.250	0-0	.000	8-10	.800	1	6	7	4.2	3	5	1	0	1	10	8.6
at Maryland	01/19/2025	*	24:54	2-5	.400	0-0	.000	0-0	.000	0	1	1	4.1	1	1	1	0	1	4	8.3
Southern California	01/22/2025		25:25	1-5	.200	0-1	.000	2-2	1.000	0	6	6	4.2	3	6	2	1	0	4	8.1
at Wisconsin	01/26/2025		22:50	3-6	.500	1-1	1.000	0-0	.000	0	3	3	4.1	2	4	1	1	3	7	8.1
Illinois	01/30/2025	*	17:51	3-9	.333	1-7	.143	0-0	.000	0	4	4	4.1	2	2	0	0	1	7	8.0
at Oregon	02/02/2025		24:47	4-4	1.000	0-0	.000	3-4	.750	0	3	3	4.0	4	2	1	0	0	11	8.1
at Washington	02/05/2025		35:05	1-6	.167	0-1	.000	4-5	.800	1	3	4	4.0	0	3	1	2	2	6	8.0
Ohio St.	02/09/2025	*	26:52	2-3	.667	1-1	1.000	0-0	.000	0	4	4	4.0	4	3	1	0	0	5	7.9
Totals			20 610:08	66-148	.446	9-38	.237	49-69	.710	13	84	97	4.0	41	67	32	7	23	190	7.9

Player Averages

Games Played	Minutes/game	Points/game	FG Pct	3FG Pct	FT Pct	Rebounds/game	Assists/game	Turnovers/game	Assist/Turnover ratio	Steals/game	Blocks/game
24	25.4	7.9	44.6	23.7	71.0	4.0	2.8	1.3	2.1	1.0	0.3

MISC. STATS

Category	2024-25	Career*
10+ Points	8	49
20+ Points	0	0
30+ Points	0	0
40+ Points	0	0
Double-Doubles	0	4
10+ Rebounds	0	1
10+ Assists	0	1
Led NU in Scoring	0	0
Led NU in Reb.	4	4
Led NU in Assists	9	9

SEASON/CAREER HIGHS

Points	
Season:	18, UTRGV (11/4/24)
College Career:	19, Two times (last, 12/4/22)
Rebounds	
Season:	9, UTRGV (11/4/24)
College Career:	11, Arizona (12/1/22)
Field Goals	
Season:	6, Three times (1/22/25)
College Career:	7, at UNLV (1/27/21)
3-Point Field Goals	
Season:	2, Southern (12/30/24)
College Career:	3, at Air Force (1/2/21)
Free Throws	
Season:	8, Rutgers (1/16/25)
College Career:	Same
Free Throw Attempts	
Season:	10, Rutgers (1/16/25)
College Career:	Same
Assists	
Season:	6, Two times (last, 12/30/24)
College Career:	10, Four times (last, 12/5/23)
Steals	
Season:	4, UTRGV (11/4/24)
College Career:	6, Eastern Washington (11/6/23)
Blocks	
Season:	2, at Washington (last, 2/5/25)
College Career:	2, Two times last, (2/5/25)
Minutes Played	
Season:	35:29, at Iowa (1/7/25)
College Career:	38:15, Stanford (2/3/23)



NICK JANOWSKI

FRESHMAN • GUARD • 6-4 • 200 • PEWAUKEE, WIS. • PEWAUKEE, HIGH SCHOOL

- True freshman who could see time at either spot in the backcourt
- Led Pewaukee High School to three state titles and a runner-up finish in his four seasons, as he totaled 2,297 career points to rank in top 20 in Wisconsin state history
- Averaged 20.1 points, 3.4 assists, and 5.4 rebounds per game for his career while hitting 294 3-pointers in his prep career
- Was a consensus top-150 recruit who averaged 30.8 points, 8.8 rebounds and 4.4 assists per game to lead Pewaukee to a 30-5 record in 2023-24
- Posted five 40-point games as a senior including a career-high 46-point game, and had a triple-double in the state semifinals against West Salem with 31 points, 10 rebounds and 10 assists
- Earned first-team all-state honors as a junior, averaging 23.2 points, 4.9 assists, 6.5 rebounds and 1.4 steals per game as Pewaukee went 27-3
- Played AAU for Phenom U in the EYBL circuit, helping his team to the Peach Jam in 2021 and 2022, including an Elite Eight finish in 2022
- Selected Nebraska over a host of schools including Iowa State, Wisconsin, Marquette and USC

2024-25 HONORS

CAREER STATS

MISC. STATS

Category	2024-25	Career
10+ Points	0	0
20+ Points	0	0
30+ Points	0	0
40+ Points	0	0
Double-Doubles	0	0
10+ Rebounds	0	0
10+ Assists	0	0
Led NU in Scoring	0	0
Led NU in Reb.	0	0
Led NU in Assists	0	0

2024-25 GAME BY GAME

SEASON/CAREER HIGHS

- Points
Season:
College Career:
- Rebounds
Season:
College Career:
- Field Goals
Season:
College Career:
- 3-Point Field Goals
Season:
College Career:
- Free Throws
Season:
College Career:
- Free Throw Attempts
Season:
College Career:
- Assists
Season:
College Career:
- Steals
Season:
College Career:
- Blocks
Season:
College Career:
- Minutes Played
Season:
College Career:



2024-25 HONORS

CALE JACOBSEN

SOPHOMORE • GUARD • 6-4 • 200 • ASHLAND, NEB. • ASHLAND-GREENWOOD

- Third-year walk-on who provides size in the Husker backcourt and could play several positions, as he has played in 16 games
- Grabbed a rebound in 2:23 of action in NU's overtime win over No. 18 Illinois
- Split a pair of free throws in 3:30 of action at No. 18 Wisconsin
- Had two assists, two rebounds and a steal in nine minutes of work against Southern
- Grabbed a rebound in three minutes off the bench against Indiana and played six minutes in the win over Murray State
- Was impactful in the win over North Florida with three points and career highs in assists (three), steals (two), blocks (two) and minutes (16)
- Played a season-high 11 minutes against South Dakota, finishing with one rebound and an assist in the win over the Coyotes
- Played the final 1:06 of the first half as a defensive replacement against No. 14 Creighton
- Provided a spark off the bench against FDU with two points, four rebounds and two assists in seven minutes
- Played in 20 contests in 2023-24, totaling 14 points, three rebounds and five assists in 55 minutes of action
- Saw his most extensive action of the season against South Carolina State, setting personal bests in points (four), rebounds (two), assists (one) and minutes (13)
- Redshirted his first season at Nebraska
- Led Ashland-Greenwood to a 27-1 record and a class C-1 state title, averaging 17.9 points, 5.8 rebounds, 6.1 assists and 3.6 steals per game as a senior
- First-team All-Nebraska selection set the Class C-1 state tournament record with a 43-point performance in a win over Kearney Catholic
- Finished his four-year varsity career with 1,481 career points, 544 rebounds, 340 assists and 261 steals despite suffering a torn ACL in his first game of his junior season
- Chose to walk-on at Nebraska after turning down scholarship offers from North Dakota and Holy Cross
- Played three seasons of football, playing quarterback as a freshman and junior while hauling in 23 passes for 486 yards and nine scores as a sophomore

CAREER STATS

				Field Goals		3-Point		F-Throws		Rebounds									Scoring	
SEASON	TEAM	GP-GS	MIN/AVG	FG-FGA	FG%	3FG-3FGA	3FG%	FT-FTA	FT%	OFF	DEF	TOT	AVG	PF-FO	A	TO	BLK	STL	PTS	AVG
2023-24	Nebr	20-0	55/2.8	5-10	.500	1-3	.333	3-6	.500	0	3	3	0.2	5-0	5	2	0	1	14	0.7
2024-25	Nebr	16-0	73/4.6	3-10	.300	1-7	.143	2-3	.667	2	10	12	0.8	3-0	8	6	2	4	9	0.6
TOTAL		36-0	128/3.6	8-20	.400	2-10	.200	5-9	.556	2	13	15	0.4	8-0	13	8	2	5	23	0.6

MISC. STATS

Category	2024-25	Career
10+ Points	0	0
20+ Points	0	0
30+ Points	0	0
40+ Points	0	0
Double-Doubles	0	0
10+ Rebounds	0	0
10+ Assists	0	0
Led NU in Scoring	0	0
Led NU in Reb.	0	0
Led NU in Assists	0	0

SEASON/CAREER HIGHS

Points	
Season:	3, Two times (last, 12/7/24)
College Career:	4, South Carolina State (12/29/23)
Rebounds	
Season:	4, FDU (11/13/24)
College Career:	Same
Field Goals	
Season:	1, Three times (last, 12/7/24)
College Career:	1, Eight times (last, 12/7/24)
3-Point Field Goals	
Season:	1, at Michigan State (12/7/24)
College Career:	1, Two times (last, 12/7/24)
Free Throws	
Season:	1, North Florida (12/1/24)
College Career:	2, South Carolina State (12/29/23)
Free Throw Attempts	
Season:	1, North Florida (12/1/24)
College Career:	2, Two times (last, 12/29/23)
Assists	
Season:	3, North Florida (12/1/24)
College Career:	Same
Steals	
Season:	2, North Florida (12/1/24)
College Career:	Same
Blocks	
Season:	2, North Florida (12/1/24)
College Career:	Same
Minutes Played	
Season:	16:03, North Florida (12/1/24)
College Career:	Same

2024-25 GAME BY GAME

			Total		3-Pointers		Free throws		Rebounds											
Opponent	Date	GS	MIN	FG-FGA	PCT	3FG-3FGA	PCT	FT-FTA	PCT	OFF	DEF	TOT	AVG	PF	A	TO	BLK	STL	PTS	AVG
FDU	11/13/2024		06:44	1-2	.500	0-1	.000	0-0	.000	2	2	4	4.0	0	2	0	0	1	2	2.0
at Creighton	11/22/2024		01:06	0-0	.000	0-0	.000	0-0	.000	0	0	0	2.0	0	0	0	0	0	0	1.0
South Dakota	11/27/2024		10:35	0-3	.000	0-2	.000	0-0	.000	0	1	1	1.7	1	1	0	0	0	0	0.7
North Florida	12/01/2024		16:03	1-2	.500	0-1	.000	1-1	1.000	0	1	1	1.5	1	3	1	2	2	3	1.3
at Michigan St.	12/07/2024		09:13	1-3	.333	1-3	.333	0-0	.000	0	1	1	1.4	0	0	1	0	0	3	1.6
Indiana	12/13/2024		02:37	0-0	.000	0-0	.000	0-0	.000	0	1	1	1.3	0	0	0	0	0	0	1.3
vs Murray St.	12/22/2024		05:41	0-0	.000	0-0	.000	0-0	.000	0	0	0	1.1	0	0	1	0	0	0	1.1
at Hawaii	12/23/2024		00:31	0-0	.000	0-0	.000	0-0	.000	0	0	0	1.0	0	0	0	0	0	0	1.0
vs Oregon St.	12/25/2024		00:09	0-0	.000	0-0	.000	0-0	.000	0	0	0	0.9	0	0	0	0	0	0	0.9
Southern U.	12/30/2024		08:57	0-0	.000	0-0	.000	0-0	.000	0	2	2	1.0	0	2	1	0	1	0	0.8
UCLA	01/04/2025		00:42	0-0	.000	0-0	.000	0-0	.000	0	0	0	0.9	0	0	0	0	0	0	0.7
at Iowa	01/07/2025		01:06	0-0	.000	0-0	.000	0-0	.000	0	0	0	0.8	0	0	2	0	0	0	0.7
at Purdue	01/12/2025		02:47	0-0	.000	0-0	.000	0-0	.000	0	0	0	0.8	1	0	0	0	0	0	0.6
at Wisconsin	01/26/2025		03:30	0-0	.000	0-0	.000	1-2	.500	0	0	0	0.7	0	0	0	0	0	1	0.6
Illinois	01/30/2025		02:23	0-0	.000	0-0	.000	0-0	.000	0	1	1	0.7	0	0	0	0	0	0	0.6
Ohio St.	02/09/2025		00:58	0-0	.000	0-0	.000	0-0	.000	0	1	1	0.8	0	0	0	0	0	0	0.6
Totals		0	73:02	3-10	.300	1-7	.143	2-3	.667	2	10	12	0.8	3	8	6	2	4	9	0.6

Player Averages

Games Played	Minutes/game	Points/game	FG Pct	3FG Pct	FT Pct	Rebounds/game	Assists/game	Turnovers/game	Assist/Turnover ratio	Steals/game	Blocks/game
16	4.6	0.6	30.0	14.3	66.7	0.8	0.5	0.4	1.3	0.3	0.1



2024-25 HONORS

BRAXTON MEAH

SENIOR • CENTER • 7-1 • 265 • LAYTON, UTAH • WASHINGTON

- Washington transfer who provides rim protection and a defensive presence after starting for the Huskies for the last two seasons
- Averages 3.0 points per game on 78 percent shooting and 3.2 rebounds per game
- Gave NU a spark off the bench against Ohio State with five points and two boards in 7:15 of action
- Grabbed four rebounds and dished out two assists in 12 minutes against USC
- Matched his season high with six rebounds and added six points against Rutgers
- Grabbed five rebounds and blocked two shots in 15 minutes of work against Southern
- Played a key role in the win at Hawai'i with six points, five boards and a block in 21 minutes, as NU was +14 with him on the court
- Had four points and three rebounds in 15 minutes in the victory over Indiana
- Totaled five points, four boards and two assists in 14 minutes in the win over North Florida
- Finished with a season-high 12 points on 6-of-6 shooting and five boards in the win over South Dakota
- Grabbed six rebounds and added a steal while helping limit Ryan Kalkbrenner without a field goal in NU's 74-63 win over No. 14 Creighton
- Totaled three rebounds and a blocked shot in 21 minutes against Saint Mary's after missing the FDU game because of an injury
- Finished with nine points, four rebounds and a blocked shot against Bethune-Cookman
- Played in all 32 games in 2023-24 and averaged 5.3 points and 5.3 rebounds per game, as he paced the Huskies in field goal percentage (.770) and blocks (27)
- Totaled three double-doubles and had six games in double figures including a 19-point, eight-rebound, five-block effort against UCLA
- Was named to the Pac-12 all-defensive team in 2022-23, as he ranked in the top 10 in the Pac-12 in both blocked shots (fifth) and rebounding (seventh) while averaging 8.8 points, 7.2 rebounds and 1.6 blocks per game
- Began his career at Fresno State, where he played in 52 games over his first two collegiate seasons
- Played for San Joaquin Memorial as a junior during the 2018-19 season for Coach Brad Roznovsky, averaging 11.3 points, 10.1 rebounds and 3.0 blocks per game en route to a 22-11 record and the Central Section Division II title
- Did not play as a senior because he started his high school eligibility clock by enrolling while still junior-high age, which is allowed in Utah
- Played his AAU ball with the Las Vegas Prospects and Coach Quincy Pondexter on the EYBL circuit

CAREER STATS

				Field Goals		3-Point		F-Throws		Rebounds									Scoring	
SEASON	TEAM	GP-GS	MIN/AVG	FG-FGA	FG%	3FG-3FGA	3FG%	FT-FTA	FT%	OFF	DEF	TOT	AVG	PF-FO	A	TO	BLK	STL	PTS	AVG
2020-21	Fresno	23-0	219/9.5	26-40	.650	0-0	.000	12-29	.414	26	26	52	2.3	34-1	2	8	11	4	64	2.8
2021-22	Fresno	32-0	258/8.1	29-37	.784	0-0	.000	13-29	.448	17	53	70	2.2	40-0	2	23	13	2	71	2.2
2022-23	UW	31-31	846/27.3	108-153	.706	0-0	.000	58-84	.690	72	150	222	7.2	89-4	18	47	50	15	274	8.8
2023-24	UW	32-16	541/16.9	67-87	.770	0-0	.000	34-69	.493	44	127	171	5.3	77-5	10	34	27	7	168	5.3
2024-25	Nebr	21-18	288/13.7	29-37	.784	0-0	.000	6-16	.375	21	47	68	3.2	35-0	16	21	8	7	64	3.0
TOTAL FOR Nebr		21-18	288/13.7	29-37	.784	0-0	.000	6-16	.375	21	47	68	3.2	35-0	16	21	8	7	64	3.0
TOTAL		139-65	2152/15.5	259-354	.732	0-0	.000	123-227	.542	180	403	583	4.2	275-10	48	133	109	35	641	4.6

MISC. STATS

Category	2024-25	Career*
10+ Points	1	23
20+ Points	0	2
30+ Points	0	0
40+ Points	0	0
Double-Doubles	0	6
10+ Rebounds	0	10
10+ Assists	0	0
Led NU in Scoring	0	0
Led NU in Reb.	0	0
Led NU in Assists	0	0

*-includes Washington and Fresno State

SEASON/CAREER HIGHS

Points	
Season:	12, South Dakota (11/27/24)
College Career:	21, Stanford (1/12/23)
Rebounds	
Season:	6, Two times (1/16/25)
College Career:	14, Two times (last, 2/22/24)
Field Goals	
Season:	6, South Dakota (11/27/24)
College Career:	9, UCLA (1/1/23)
3-Point Field Goals	
Season:	None
College Career:	None
Free Throws	
Season:	3, Ohio State (2/9/25)
College Career:	6, UC San Diego (11/28/23)
Free Throw Attempts	
Season:	3, Three times (last, 2/9/25)
College Career:	7, Three times (last, 2/22/24)
Assists	
Season:	2, Five times (last, 1/22/25)
College Career:	3, Three times (last, 1/14/23)
Steals	
Season:	2, vs. Murray State (12/22/24)
College Career:	2, Five times (last, 2/17/24)
Blocks	
Season:	2, Southern (12/30/24)
College Career:	6, Cal Poly (12/13/22)
Minutes Played	
Season:	21:11, South Dakota (11/27/24)
College Career:	42:05, Arizona State (1/26/23)

2024-25 GAME BY GAME

Opponent	Date	GS	MIN	Total		3-Pointers		Free throws		Rebounds				PF	A	TO	BLK	STL	PTS	AVG	
				FG-FA	PCT	3FG-3FGA	PCT	FT-FTA	PCT	OFF	DEF	TOT	AVG								
UTRGV	11/04/2024	*	10:17	0-2	.000	0-0	.000	0-3	.000	1	3	4	4.0	2	2	2	0	0	0.0		
Bethune-Cookman	11/09/2024	*	20:14	4-6	.667	0-0	.000	1-1	1.000	1	3	4	4.0	2	1	2	1	0	9	4.5	
vs Saint Mary's (CA)	11/17/2024	*	20:34	0-1	.000	0-0	.000	0-0	.000	2	1	3	3.7	1	0	3	1	0	0	3.0	
at Creighton	11/22/2024	*	11:11	0-0	.000	0-0	.000	0-0	.000	1	5	6	4.3	4	0	0	0	1	0	2.3	
South Dakota	11/27/2024	*	21:11	6-6	1.000	0-0	.000	0-0	.000	1	4	5	4.4	2	1	0	0	1	12	4.2	
North Florida	12/01/2024	*	14:45	2-2	1.000	0-0	.000	1-2	.500	0	4	4	4.3	2	2	2	0	0	5	4.3	
at Michigan St.	12/07/2024	*	10:50	0-1	.000	0-0	.000	0-0	.000	1	1	2	4.0	4	0	1	0	1	0	3.7	
Indiana	12/13/2024	*	15:22	2-2	1.000	0-0	.000	0-0	.000	0	3	3	3.9	1	0	3	0	0	4	3.8	
vs Murray St.	12/22/2024	*	15:11	1-1	1.000	0-0	.000	0-0	.000	1	2	3	3.8	1	1	2	0	2	2	3.6	
at Hawaii	12/23/2024	*	21:07	3-4	.750	0-0	.000	0-0	.000	2	3	5	3.9	1	1	1	1	0	6	3.8	
vs Oregon St.	12/25/2024	*	15:53	0-0	.000	0-0	.000	0-0	.000	1	1	2	3.7	3	1	0	0	0	0	3.5	
Southern U.	12/30/2024	*	15:13	1-2	.500	0-0	.000	1-1	1.000	3	2	5	3.8	2	0	2	2	0	3	3.4	
UCLA	01/04/2025	*	15:18	1-1	1.000	0-0	.000	0-1	.000	1	2	3	3.8	1	0	0	0	1	2	3.3	
at Iowa	01/07/2025	*	16:34	2-2	1.000	0-0	.000	0-0	.000	0	2	2	3.6	2	2	0	0	0	4	3.4	
at Purdue	01/12/2025	*	14:36	2-2	1.000	0-0	.000	0-0	.000	1	0	1	3.5	1	1	1	1	0	4	3.4	
Rutgers	01/16/2025	*	16:34	3-3	1.000	0-0	.000	0-3	.000	3	3	6	3.6	1	2	0	1	0	6	3.6	
at Maryland	01/19/2025	*	03:46	0-0	.000	0-0	.000	0-0	.000	0	2	2	3.5	0	0	0	0	0	0	3.4	
Southern California	01/22/2025	*	11:31	0-0	.000	0-0	.000	0-0	.000	1	3	4	3.6	1	2	0	0	0	0	3.2	
at Oregon	02/02/2025		07:09	0-0	.000	0-0	.000	0-2	.000	1	0	1	3.4	1	0	0	1	1	0	3.0	
at Washington	02/05/2025		03:37	1-1	1.000	0-0	.000	0-0	.000	0	1	1	3.3	2	0	1	0	0	2	3.0	
Ohio St.	02/09/2025		07:15	1-1	1.000	0-0	.000	3-3	1.000	0	2	2	3.2	1	0	1	0	0	5	3.0	
Totals			18	288:08	29-37	.784	0-0	.000	6-16	.375	21	47	68	3.2	35	16	21	8	7	64	3.0

Player Averages

Games Played	Minutes/ game	Points/ game	FG Pct	3FG Pct	FT Pct	Rebounds/ game	Assists/ game	Turnovers/ game	Assist/Turnover ratio	Steals/ game	Blocks/ game
21	13.7	3.0	78.4	0.0	37.5	3.2	0.8	1.0	0.8	0.3	0.4



HENRY BURT

SOPHOMORE • FORWARD • 6-7 • 222 • OMAHA, NEB. • ELKHORN SOUTH

- Third-year sophomore walk-on who provides depth in the frontcourt as he has made four appearances
- Played the final minute of the win over South Dakota and the final 2:06 of the win over North Florida
- Had a basket as he played the final 1:40 in the win over FDU
- Saw action in seven games in 2023-24, tallying two points and three rebounds in 10 minutes of work
- Scored his first career basket against Florida A&M and grabbed rebounds against Florida A&M, Stony Brook and Michigan
- Helped Elkhorn South to a 16-9 record and the school's first-ever Class A (largest class) state tournament appearance in 2022
- Honorable-mention Class A all-state pick after averaging 12.6 points and 6.1 rebounds per game

2024-25 HONORS

MISC. STATS

Category	2024-25	Career
10+ Points	0	0
20+ Points	0	0
30+ Points	0	0
40+ Points	0	0
Double-Doubles	0	0
10+ Rebounds	0	0
10+ Assists	0	0
Led NU in Scoring	0	0
Led NU in Reb.	0	0
Led NU in Assists	0	0

SEASON/CAREER HIGHS

Points	
Season:	2, FDU (11/13/24)
College Career:	2, Two times (last, 11/13/24)
Rebounds	
Season:	
College Career:	1, Three times (last, 2/10/23)
Field Goals	
Season:	1, FDU (11/13/24)
College Career:	1, Two times (last, 11/13/24)
3-Point Field Goals	
Season:	
College Career:	None
Free Throws	
Season:	
College Career:	None
Free Throw Attempts	
Season:	
College Career:	2, Florida A&M (11/9/23)
Assists	
Season:	
College Career:	None
Steals	
Season:	
College Career:	None
Blocks	
Season:	
College Career:	None
Minutes Played	
Season:	1:40, FDU (11/13/24)
College Career:	2:37, Lindenwood (11/6/23)

CAREER STATS

			Field Goals		3-Point		F-Throws		Rebounds								Scoring			
SEASON	TEAM	GP-GS	MIN/AVG	FG-FGA	FG%	3FG-3FGA	3FG%	FT-FTA	FT%	OFF	DEF	TOT	AVG	PF-FO	A	TO	BLK	STL	PTS	AVG
2023-24	Nebr	7-0	10/1.4	1-2	.500	0-1	.000	0-2	.000	0	3	3	0.4	1-0	0	0	0	0	2	0.3
2024-25	Nebr	4-0	7/1.7	1-4	.250	0-1	.000	0-0	.000	0	0	0	0.0	1-0	0	0	0	0	2	0.5
TOTAL		11-0	16/1.5	2-6	.333	0-2	.000	0-2	.000	0	3	3	0.3	2-0	0	0	0	0	4	0.4

2024-25 GAME BY GAME

Opponent	Date	GS	MIN	Total		3-Pointers		Free throws		Rebounds				PF	A	TO	BLK	STL	PTS	AVG
				FG-FGA	PCT	3FG-3FGA	PCT	FT-FTA	PCT	OFF	DEF	TOT	AVG							
FDU	11/13/2024		01:40	1-2	.500	0-1	.000	0-0	.000	0	0	0	0.0	0	0	0	0	0	2	2.0
South Dakota	11/27/2024		00:56	0-0	.000	0-0	.000	0-0	.000	0	0	0	0.0	0	0	0	0	0	0	1.0
North Florida	12/01/2024		02:03	0-1	.000	0-0	.000	0-0	.000	0	0	0	0.0	1	0	0	0	0	0	0.7
Southern U.	12/30/2024		02:00	0-1	.000	0-0	.000	0-0	.000	0	0	0	0.0	0	0	0	0	0	0	0.5
Totals			0 06:39	1-4	.250	0-1	.000	0-0	.000	0	0	0	0.0	1	0	0	0	0	2	0.5

Player Averages

Games Played	Minutes/ game	Points/ game	FG Pct	3FG Pct	FT Pct	Rebounds/ game	Assists/ game	Turnovers/ game	Assist/Turnover ratio	Steals/ game	Blocks/ game
4	1.7	0.5	25.0	0.0	0.0	0.0	0.0	0.0	0.0	0.0	0.0



2024-25 HONORS

RIENK MAST

SENIOR • FORWARD • 6-10 • 260 • GRONINGEN, NETHERLANDS • BRADLEY

- All-Big Ten performer who will miss the 2024-25 season after knee surgery in May of 2024
- Was a third-team All-Big Ten honoree by the coaches, as he averaged 12.3 ppg, 7.5 rpg and 3.0 apg, leading NU in rebounding and assists
- Reached double figures 20 times in 2023-24, including a career-high 34 points vs. Ohio State, including six 3-pointers, along with 10 rebounds
- Totaled six double-doubles, which was the most by a Husker since 2007-08
- Spent the summer of 2023 playing for the Netherlands National Team as they tried to qualify for the 2024 Olympics. He averaged 6.0 points, 6.0 rebounds and 1.3 assists in the 2023 FIBA Olympic Pre-Qualifying Tournament and was second on the team in rebounds per game
- Played three seasons at Bradley, totaling 1,001 points and 657 rebounds after missing the 2019-20 season because of injury
- Earned first-team All-Missouri Valley Conference honors in 2022-23, leading Bradley in scoring (13.8 ppg) and rebounding (8.0 rpg) while shooting 51 percent from the floor and 35 percent from 3-point range.
- Graduated from Bradley with a degree in physics in May of 2023 and is working on a master's degree in applied science

CAREER STATS

Field Goals																			3-Point		F-Throws		Rebounds								Scoring	
SEASON	TEAM	GP-GS	MIN/AVG	FG-FGA	FG%	3FG-3FGA	3FG%	FT-FTA	FT%	OFF	DEF	TOT	AVG	PF-FO	A	TO	BLK	STL	PTS	AVG												
2020-21	BRAD	28-19	657/23.4	93-192	.484	33-92	.359	21-29	.724	46	118	164	5.9	43-0	37	33	13	8	240	8.6												
2021-22	BRAD	31-31	852/27.5	138-290	.476	27-95	.284	57-82	.695	81	180	261	8.4	54-0	44	49	29	17	360	11.6												
2022-23	BRAD	29-29	834/28.8	162-313	.518	24-68	.353	53-72	.736	64	168	232	8.0	62-0	70	52	15	18	401	13.8												
2023-24	Nebr	32-32	951/29.7	148-342	.433	42-122	.344	57-68	.838	61	180	241	7.5	63-1	95	58	16	13	395	12.3												
TOTAL FOR Nebr		32-32	951/29.7	148-342	.433	42-122	.344	57-68	.838	61	180	241	7.5	63-1	95	58	16	13	395	12.3												
TOTAL		120-111	3294/27.5	541-1137	.476	126-377	.334	188-251	.749	252	646	898	7.5	222-1	246	192	73	56	1396	11.6												

2024-25 GAME BY GAME

MISC. STATS

Category	2024-25	Career*
10+ Points	0	76
20+ Points	0	12
30+ Points	0	2
40+ Points	0	0
Double-Doubles	0	26
10+ Rebounds	0	30
10+ Assists	0	0
Led NU in Scoring	0	6
Led NU in Reb.	0	15
Led NU in Assists	0	6

*Includes Bradley

SEASON/CAREER HIGHS

Points	
Season:	
College Career:	34, Ohio State (1/23/24)
Rebounds	
Season:	
College Career:	16, Florida A&M (11/9/23)
Field Goals	
Season:	
College Career:	13, Ohio State (1/23/24)
3-Point Field Goals	
Season:	
College Career:	6, Ohio State (1/23/24)
Free Throws	
Season:	
College Career:	7, Two times (last, 12/17/22)
Free Throw Attempts	
Season:	
College Career:	9, Two times (last, 12/17/22)
Assists	
Season:	
College Career:	8, Michigan (2/10/24)
Steals	
Season:	
College Career:	3, Two times (last, 12/22/22)
Blocks	
Season:	
College Career:	3, Two times (last, 3/3/23)
Minutes Played	
Season:	
College Career:	38, Three times (last, 2/1/24)

2024-25 BOXSCORES

NEBRASKA 87, UTRGV 67



Official Basketball Box Score - Final
UTRGV at Nebraska
11/04/24 Pinnacle Bank Arena, Lincoln
2024-25 Men's Basketball

Game Time: 7:01 PM
Game Duration: 2:06
Attendance: 14,305

Officials: Kelly Pfeifer, Chad Barlow, Jourdan Love

UTRGV - 67

Record: 0-1

NO.	Name	Min	FG	3P	FT	Rebounds	Fouls	TP	AS	TO	ST	Blocks	BS	BA
3	Dekedran Thorn	F 25:41	4-10	3-7	0-0	0 3 3	4 1 1	11	1	4	0	0	1	-11
33	Tommy Gankhyag	C 19:06	4-5	3-4	0-1	1 2 3	4 1 1	11	1	3	0	0	0	-8
10	Cliff Davis	G 30:11	4-12	4-10	0-0	2 5 7	3 0 2	12	0	1	0	0	1	-8
4	Hasan Abdul Hakim	G 28:55	2-7	0-4	0-0	1 6 7	3 2 4	6	1	2	0	0	0	-18
25	Trey Miller	G 22:27	2-6	0-3	2-2	1 1 2	4 3 6	1	7	0	0	0	0	-26
4	K.T. Raimey	27:47	5-13	2-8	2-2	0 1 1	0 4 14	0	1	1	0	0	0	-7
5	Howie Fleming Jr.	15:39	2-4	1-2	2-4	1 1 1	2 3 7	2	2	0	0	0	0	-8
12	Kwo Agwa	05:32	0-0	0-0	0-0	0 1 1	4 0 0	0	0	0	0	0	0	-5
23	Isaiah Barganier	03:21	0-2	0-0	0-0	0 0 0	1 0 0	0	0	0	1	0	0	-3
21	Marshall Destremna	10:45	0-0	0-0	0-0	2 2 4	2 1 0	0	0	1	0	0	0	0
2	Jaylen Washington	10:37	1-3	0-1	0-0	0 1 1	0 0 0	2	0	0	0	0	0	-6
Team						1 1 2	0 0 0	0	0	0	0	0	0	0
Totals			24-62	13-41	6-9	9 23 32	27 15 67	11	20	4	0	2	-20	

Technical Fouls: NONE

Shooting By Period		
1 st FG%	11-30	36.7%
3PT%	8-25	32.0%
FT%	6-9	66.7%
2 nd FG%	13-32	40.6%
3PT%	5-16	31.3%
FT%	0-0	0%
GMFG%	24-62	38.7%
3PT%	13-41	31.7%
FT%	6-9	66.7%

Dead Ball Rebounds: 1, 0

Nebraska - 87

Record: 1-0

NO.	Name	Min	FG	3P	FT	Rebounds	Fouls	TP	AS	TO	ST	Blocks	BS	BA
4	Juwan Gary	F 25:22	2-8	1-4	4-4	2 2 4	2 2 2	9	0	2	1	0	0	26
9	Berke Buyukuncel	F 26:35	3-4	0-0	0-0	1 5 6	3 1 6	2	1	2	0	0	0	21
34	Braxton Meah	C 10:17	0-2	0-0	0-3	1 3 4	2 3 0	0	2	2	0	0	0	5
3	Brice Williams	G 27:47	8-18	1-6	10-11	1 4 5	0 6 27	0	2	0	0	0	0	8
24	Rollie Worster	G 29:25	6-7	1-1	5-9	2 7 9	1 9 18	3	3	4	1	0	0	21
23	Andrew Morgan	20:22	3-6	0-0	4-6	2 3 5	3 4 10	0	0	0	0	0	0	6
0	Connor Essegian	23:16	4-5	3-4	2-2	0 4 4	1 2 13	2	2	1	0	0	0	15
2	Ahron Ulis	10:35	0-1	0-1	0-0	1 1 2	1 0 0	0	2	0	1	0	0	-1
12	Gavin Griffiths	13:59	2-5	0-3	0-0	1 2 3	1 0 4	0	0	0	0	1	0	4
1	Sam Holberg	12:23	0-1	0-0	0-0	0 0 0	1 0 0	0	0	1	0	0	0	-5
Team						0 0 0	0 0 0	0	0	0	0	0	0	0
Totals			28-57	6-19	25-35	11 31 42	15 27 87	11	13	9	2	0	20	0

Technical Fouls: NONE

Shooting By Period		
1 st FG%	12-23	52.2%
3PT%	2-7	28.6%
FT%	16-23	69.6%
2 nd FG%	16-34	47.1%
3PT%	4-12	33.3%
FT%	9-12	75%
GMFG%	28-57	49.1%
3PT%	6-19	31.6%
FT%	25-35	71.4%

Dead Ball Rebounds: 5, 0

UTRGV		NEB
Biggest lead	2 (1 st 9:30)	20 (2 nd 0:18)
Best Scoring Run	7 (2 nd 9:14)	12 (2 nd 2:40)
Lead Changes	10	
Times Tied	5	
Time with Lead	03:21	33:20

Points from	UTRGV	NEB
Turnovers	11	26
Paint	18	40
Second Chance	15	10
Fast Breaks	0	9
Bench	23	27

Period by Period Scoring			
	1st	2nd	TOT
UTRGV	36	31	67
NEB	42	45	87

NEBRASKA 63, BETHUNE-COOKMAN 58



Official Basketball Box Score - Final
Bethune-Cookman at Nebraska
11/09/24 Pinnacle Bank Arena, Lincoln
2024-25 Men's Basketball

Game Time: 7:01 PM
Game Duration: 2:05
Attendance: 15,138

Officials: Jeffrey Anderson, Amy Bonner, Scott Brown

Bethune-Cookman - 58

Record: 0-2

No.	Name	Min	FG	3P	FT	Rebounds	Fouls	TP	AS	TO	ST	Blocks	BS	BA	+/
12	Jesus Carralero Martin	F 34:21	4-9	1-5	0-0	0 4 4	2 1 9	4	5	2	2	0	0	0	-8
15	Reggie Ward Jr.	F 25:14	2-5	1-1	4-5	2 5 7	5 3 9	0	3	0	1	1	1	4	
22	Daniel Rouzan	F 15:34	2-5	0-1	0-0	0 2 2	2 0 4	0	0	0	0	0	0	0	-10
2	Brayon Freeman	G 22:47	3-11	2-6	0-0	0 3 3	1 1 8	0	3	2	0	1	0	0	-9
5	Gianini Hunt	G 35:32	4-8	2-4	0-0	3 3 6	3 3 10	4	6	0	0	0	0	0	-3
33	David Onanina	16:12	2-5	0-0	1-2	0 4 4	4 0 5	0	1	0	2	0	0	6	
21	Jarrell Love	03:51	0-1	0-0	0-0	1 0 1	1 1 0	0	2	0	0	0	0	0	-7
32	Jerome Beya	04:19	0-1	0-0	0-0	0 0 0	2 0 2	0	0	0	0	0	0	0	-4
1	Trey Thomas	24:34	3-12	2-5	0-0	0 2 2	1 2 8	0	2	1	1	0	1	0	0
3	Seneca Willoughby	04:28	0-0	0-0	0-0	1 0 1	0 0 0	0	0	0	0	0	0	0	-2
10	Kali Camara	13:08	2-5	1-4	0-0	4 3 7	2 2 5	1	0	0	0	0	0	0	8
Team						1 1 2	0 0 0	0	0	0	0	0	0	0	
Totals			22-62	9-26	5-7	12 27 39	23 13 58	11	22	5	5	4	-5		

Technical Fouls: NONE

Nebraska - 63

Record: 2-0

No.	Name	Min	FG	3P	FT	Rebounds	Fouls	TP	AS	TO	ST	Blocks	BS	BA
4	Juwan Gary	F 31:19	4-10	0-1	3-4	2 7 9	0 2 11	1	1	5	0	0	0	0
9	Berke Buyuktuncel	F 25:31	2-6	0-3	2-2	2 5 7	0 3 6	0	1	0	2	0	0	8
34	Braxton Meah	C 20:14	4-6	0-0	1-1	1 3 4	2 2 9	1	2	0	1	1	0	-3
3	Brice Williams	G 25:54	2-6	2-4	4-5	1 2 3	3 6 10	2	6	1	0	0	0	-2
24	Rollie Worster	G 23:19	1-5	1-3	2-2	1 0 1	0 1 5	2	5	2	2	0	1	9
0	Connor Essegian	14:11	2-6	0-3	4-4	1 1 2	1 3 8	0	1	0	0	0	0	1
2	Ahron Ulis	16:41	1-5	0-3	3-4	3 2 5	2 2 5	1	0	0	0	0	0	-4
23	Andrew Morgan	11:15	2-4	0-0	2-3	0 3 3	2 3 6	0	2	0	1	1	8	
12	Gavin Griffiths	13:12	1-2	1-2	0-0	2 2 2	3 0 3	0	3	0	0	0	0	7
1	Sam Holberg	18:24	0-5	0-3	0-1	0 2 2	1 1 0	1	0	1	3	0	1	-1
Team						2 1 3	0 0 0	0	0	0	0	0	0	0
Totals			19-55	4-22	21-26	13 28 41	14 23 63	11	18	11	4	5	5	

Technical Fouls: Ulis 2nd 10:21

BEC		NEB
Biggest lead	6 (1 st 14:54)	16 (2 nd 13:55)
Best Scoring Run	8 (2 nd 10:21)	9 (2 nd 13:55)
Lead Changes	2	
Times Tied	2	
Time with Lead	08:34	26:17

Points from	BEC	NEB
Turnovers	12	21
Paint	24	30
Second Chance	8	11
Fast Breaks	4	19
Bench	18	22

Period by Period Scoring			
	1st	2nd	TOT
BEC	24	34	58
NEB	29	34	63

NEBRASKA 86, FDU 60



Official Basketball Box Score - Final
FDU at Nebraska
11/13/24 Pinnacle Bank Arena, Lincoln, Neb.
2024-25 Men's Basketball

Game Time: 7:01 PM
Game Duration: 1:57
Attendance: 14,473

Officials: Earl Walton, Michael Irving, Rob Kueneman

FDU - 60

Record: 1-3

NO.	Name	Min	FG M-A	3P M-A	FT M-A	Rebounds Rb Tot	Fouls Fou Tot	TP	AS	TO	ST	Blocks BS BA	+/-
7	Bismark Nsiah	F 22:41	1-2	0-0	0-1	0 2 2	3 1 2	1	2	0	0	0	-15
13	Jo'el Emanuel	F 29:45	4-10	0-5	2-2	0 4 4	3 1 10	4	0	0	0	0	-10
2	Terrence Brown	G 35:55	9-18	3-4	3-4	0 8 8	2 6 23	1	4	3	0	2	-20
8	Ahmed Barba-Bey	G 26:34	3-8	3-4	1-2	0 2 2	4 3 10	3	1	0	0	1	-27
20	Dylan Jones	G 32:19	4-11	2-8	0-0	2 1 3	0 0 10	1	2	0	1	0	-21
24	Brayden Reynolds	19:45	1-3	0-1	0-0	2 3 5	3 1 2	1	4	1	2	0	-8
21	Cameron Tweedy	15:43	1-4	0-0	1-2	1 3 3	3 2 3	1	1	2	0	3	-2
35	Jacob Warren	05:10	0-0	0-0	0-0	0 0 0	1 0 0	0	0	0	0	0	-15
1	Jameel Morris	07:00	0-1	0-1	0-0	0 0 0	1 0 0	0	0	1	0	0	-6
15	Josiah Francis	03:10	0-0	0-0	0-0	0 1 1	2 0 0	0	1	0	0	0	-3
5	Chidube Elwommadu	01:58	0-0	0-0	0-0	0 0 0	0 0 0	0	0	0	0	0	-3
Team						1 2 3	0 0 0	0	1	0	0	0	0
Totals			23-57	7-23	7-11	7 24 31	21 15 60	12	17	6	3	6	-26

Technical Fouls: NONE

Shooting By Period		
1 st FG%	14-32	43.8%
3PT%	3-10	30.0%
FT%	4-7	57.1%
2 nd FG%	14-33	42.4%
3PT%	4-13	30.8%
FT%	3-4	75%
GMFG%	23-57	40.4%
3PT%	7-23	30.4%
FT%	7-11	63.6%

Dead Ball Rebounds: 2, 0

Nebraska - 86

Record: 3-0

NO.	Name	Min	FG	3P	FT	Rebounds	Fouls	TP	AS	TO	ST	Blocks	BS	BA	+/
						OR	DR	TOT							
4	Juwan Gary	F 29:37	5-9	2-5	7-8	0	2	2	0	5	1	2	2	0	12
9	Berke Buyuktuncel	F 25:16	4-6	1-3	3-4	3	4	7	3	2	12	3	1	0	10
0	Connor Essegian	G 16:31	2-9	2-7	2-2	0	2	2	3	1	8	0	1	0	0
3	Chris Williams	G 20:39	2-9	0-2	6-7	3	3	6	2	4	10	1	0	1	5
24	Rollie Worthen	G 19:13	3-8	0-2	0-2	1	3	4	0	2	8	1	1	0	0
12	Griffin Smith	22:46	3-7	2-6	0-0	0	0	0	0	0	1	2	0	0	7
3	Sean Holberg	23:30	1-4	0-0	0-0	2	3	5	0	1	2	3	1	3	1
23	Andrew Morgan	07:26	1-2	0-0	2-3	1	1	2	2	3	4	0	1	0	0
2	Ahron Ullis	13:38	4-5	0-1	0-1	0	3	3	3	2	8	3	1	1	0
31	Cale Jacobson	06:44	1-2	0-1	0-0	2	2	4	0	0	2	2	0	1	0
8	Jeff Grace	01:40	1-2	0-0	1-1	1	0	1	0	1	3	0	0	0	1
35	Henry Burt	01:40	1-2	0-1	0-0	0	0	0	0	0	0	0	0	0	5
Team						1	1	2	0	0	0				

NEBRASKA 74, NO. 14 CREIGHTON 63



Official Basketball Box Score - Final
Nebraska at #14 Creighton
11/29/24 CHI Health Center Omaha, Omaha
2024-25 Creighton Men's Basketball

Game Time: 7:01 PM
Game Duration: 2:11
Attendance: 18,475

Officials: Pat Driscoll, James Breeding, Keith Kimble

Record: 4-1												
NO. Name	Min	FG M-A	3P M-A	FT M-A	Rebounds OR DR TOT	Fouls PF FO	TP	AS	TO	ST	Blocks BS BA	+/-
4 Juwan Gary	F 33:43	6-13	2-5	2-2	2 5 7	4 1 1	16	1	0	2	0 0 11	
9 Berke Buyuktuncel	F 22:26	4-7	1-3	3-4	1 8 9	4 3 12	2	2	0	0 0 8		
34 Braxton Meah	C 11:11	0-0	0-0	0-0	1 5 6	4 1 0	0	0	0	1 0 0 9		
3 Brice Williams	G 31:25	4-12	0-1	8-8	0 2 2	1 5 16	0	1	1	0 0 0 1		
24 Rolie Worster	G 30:20	4-11	0-2	3-4	1 3 4	4 2 11	2	1	2	0 0 2 4		
23 Andrew Morgan	18:36	1-3	0-1	0-2	2 2 4	2 2 2	3	1	1	0 0 0 1		
0 Connor Essegian	21:20	4-6	1-2	6-9	0 2 2	0 4 15	0	0	0	0 0 0 1 8		
2 Ahron Ulis	11:08	1-3	0-1	0-1	0 0 0	0 1 1	2	0	1	1 0 0 0 5		
1 Sam Hoberg	14:53	0-1	0-0	0-0	0 2 2	3 0 0	0	0	0	0 0 0 1 0 9		
12 Gavin Griffiths	03:52	0-1	0-0	0-0	0 1 1	0 0 0	0	0	1	0 0 0 0 4		
31 Cale Jacobsen	01:06	0-0	0-0	0-0	0 0 0	0 0 0	0	0	0	0 0 0 0 5		
Team					0 0 0	0 0 0	0	0	0	0 0 0 0 4		
Totals		24-57	4-16	22-30	7 30 37	22 19 74	8	7	10	1 3 11		

Shooting By Period		
1 st FG%	12-25	48.2%
3PT%	3-8	37.5%
FT%	8-13	61.5%
2 nd FG%	12-31	38.7%
3PT%	1-8	12.5%
FT%	14-17	82.4%
GM FG%	24-57	42.1%
3PT%	4-16	25.0%
FT%	22-30	73.3%
Dead Ball Rebounds: 5, 0		

Technical Fouls: NONE

Record: 4-1												
NO. Name	Min	FG M-A	3P M-A	FT M-A	Rebounds OR DR TOT	Fouls PF FO	TP	AS	TO	ST	Blocks BS BA	+/-
41 Isaac Traudt	F 14:50	0-2	0-0	0-0	0 3 3	0 0 0	0	0	1	0 0 0 -12		
11 Ryan Kalkbrenner	C 38:37	0-1	0-1	4-8	5 6 11	4 10 4	2	1	0	0 1 0 -8		
1 Steven Ashworth	G 35:28	4-13	4-13	4-4	0 0 1	2 4 16	4	7	0	0 0 0 -10		
2 Pop Isaacs	G 34:30	7-18	5-12	6-8	0 7 7	4 4 25	1	3	1	0 0 0 -10		
8 Jamiya Neal	G 35:16	4-8	1-4	1-1	0 4 4	2 1 10	4	2	2	1 0 0 -9		
23 Mason Miller	14:33	0-3	0-3	0-0	2 2 2	4 0 0	0	1	2	0 0 0 3		
13 Jackson McAndrew	17:10	2-6	2-6	0-0	2 5 5	2 1 8	0	0	0	0 0 0 2		
33 Fredrick King	01:23	0-0	0-0	0-0	0 1 1	1 0 0	0	0	0	0 0 0 -3		
0 Jasen Green	07:01	0-0	0-0	0-0	0 0 0	0 2 0	0	0	0	0 0 0 -3		
9 Ty Davis	00:40	0-1	0-1	0-0	0 0 0	0 0 0	0	0	0	0 0 0 -2		
12 Shane Thomas	00:32	0-0	0-0	0-0	0 0 0	0 0 0	0	0	0	0 0 0 -3		
Team					1 2 3	0 0 0	0	1	0	0 0 0 0		
Totals		17-52	12-42	17-23	8 29 37	19 22 63	12	17	4	3 1 11		

Shooting By Period		
1 st FG%	7-25	28.0%
3PT%	5-20	25.0%
FT%	5-6	83.3%
2 nd FG%	10-27	37.0%
3PT%	7-22	31.8%
FT%	12-17	70.6%
GM FG%	17-52	32.7%
3PT%	12-42	28.6%
FT%	17-23	73.9%
Dead Ball Rebounds: 3, 0		

Technical Fouls: NONE

	NEB	CU								
Biggest lead	18 (1 st 2:53)	0 (1 st 20:00)	Points from Turnovers	NEB	CU	Period by Period Scoring				
Best Scoring Run	11 (1 st 2:53)	6 (1 st 1:32)	Paint	28	10		1st	2nd	TOT	
Lead Changes	0		Second Chance	9	3	NEB	35	39	74	
Times Tied	1		Fast Breaks	4	12	CU	24	39	63	
Time with Lead	38:11	00:00	Bench	19	8					

NEBRASKA 96, SOUTH DAKOTA 79



Official Basketball Box Score - Final
South Dakota at Nebraska
11/27/24 Private Bank Arena, Lincoln
2024-25 Men's Basketball

Game Time: 5:35 PM
Game Duration: 2:03
Attendance: 15,172

Officials: Brian Dorsey, Edwin Young, Brian McNitt

Record: 6-3												
NO. Name	Min	FG M-A	3P M-A	FT M-A	Rebounds OR DR TOT	Fouls PF FO	TP	AS	TO	ST	Blocks BS BA	+/-
54 Cameron Fens	C 24:12	3-5	0-0	2-2	2 1 3	1 1 8	1	0	0	1 0 0 -8		
1 Kaleb Stewart	G 21:47	3-10	2-7	0-0	0 5 5	0 0 1 8	3	1	1	0 0 0 3		
3 Max Burchill	G 14:03	1-1	0-0	0-0	1 0 1	1 0 2	1	4	0	0 0 0 -14		
9 Chase Forte	G 21:16	7-14	3-7	3-4	0 0 0	3 2 20	0	3	1	0 0 0 -22		
23 Paul Bruns	G 27:49	2-6	2-6	0-0	0 5 5	2 0 6	3	0	1	0 0 0 -21		
11 Quandre Bullock	25:27	5-12	0-3	6-8	2 1 3	1 6 16	1	2	3	0 0 0 -8		
21 Jake Brack	12:54	0-1	0-1	0-2	0 1 1	3 1 0	0	0	0	0 0 0 0 2		
12 Isaac Bruns	21:04	3-7	1-3	5-7	1 1 2	3 12	0	0	0	0 0 0 0 -7		
32 Ashton Smith	12:56	0-0	0-0	0-0	1 5 6	2 0 0	0	1	0	0 0 0 1 -7		
2 Shay Eberwein	16:38	2-4	0-1	3-4	1 2 3	2 2 7	3	1	0	0 0 0 0 0		
0 Mayuom Buom	01:54	0-0	0-0	0-0	0 0 0	0 0 0	0	0	0	0 0 0 -3		
Team					1 3 4	0 0 0	0	0	0	0 0 0 0 0		
Totals		26-60	8-28	19-27	9 24 33	16 16 79	12	12	6	3 2 17		

Shooting By Period		
1 st FG%	13-35	37.1%
3PT%	4-17	23.5%
FT%	5-6	83.3%
2 nd FG%	13-25	52.0%
3PT%	4-11	36.4%
GM FG%	26-60	43.3%
3PT%	8-28	28.6%
FT%	19-27	70.4%
Dead Ball Rebounds: 4, 0		

Technical Fouls: NONE

Record: 5-1												
NO. Name	Min	FG M-A	3P M-A	FT M-A	Rebounds OR DR TOT	Fouls PF FO	TP	AS	TO	ST	Blocks BS BA	+/-
4 Juwan Gary	F 02:22	0-1	0-1	0-0	0 1 1	0 0 0	0	0	0	0 0 0 0 0		
9 Berke Buyuktuncel	F 12:29	2-3	0-1	2-2	3 3 6	0 0 1 6	3	3	1	0 0 0 0 11		
34 Braxton Meah	C 21:11	6-6	0-0	0-0	1 4 5	2 0 0	12	1	0	1 0 0 0 25		
3 Brice Williams	G 27:14	7-11	4-6	3-4	0 0 0	4 2 21	4	2	3	0 0 0 25		
24 Rolie Worster	G 28:36	1-4	0-1	4-5	0 8 8	1 4 6	6	1	1	1 0 0 20		
0 Connor Essegian	32:36	10-22	6-15	3-3	0 2 2	2 2 2 9	5	1	0	0 0 0 1 19		
23 Andrew Morgan	17:53	1-3	1-1	5-6	4 3 7	1 4 8	2	1	0	1 0 0 13		
1 Sam Hoberg	23:47	4-6	1-2	0-0	0 2 2	1 1 9	1	2	3	0 0 0 11		
2 Ahron Ulis	11:24	1-4	1-2	0-1	1 1 2	0 0 1 3	1	2	1	0 0 0 -1		
12 Gavin Griffiths	10:01	1-5	0-2	0-0	1 3 4	0 0 0	2	0	0	0 0 0 0 -9		
31 Cale Jacobsen	10:35	0-3	0-2	0-0	0 1 1	1 1 0	1	0	0	0 0 0 0 -4		
8 Jeff Grace	00:56	0-0	0-0	0-0	1 0 1	0 0 0	0	0	0	0 0 0 0 -2		
35 Henry Burt	00:56	0-0	0-0	0-0	0 0 0	0 0 0	0	0	0	0 0 0 0 -2		
Team					3 1 4	0 0 0	0	0	0	0 0 0 0 0		
Totals		33-68	13-33	17-21	14 29 43	16 16 96	24	12	10	2 3 17		

Technical Fouls: NONE

	SDK	NEB				
Biggest lead	0 (1 st 20:00)	23 (2 nd 17:35)	Points from Turnovers	SDK	NEB	
Best Scoring Run	7 (1 st 6:57)	10 (1 st 5:26)	Paint	36	38	
Lead Changes	0		Second Chance	13	7	
Times Tied	1		Fast Breaks	7	12	
Time with Lead	00:00	39:28	Bench	35	51	
			Period by Period Scoring			
				1st	2nd	TOT
			SDK	35	44	79
			NEB	54	42	96

NEBRASKA 103, NORTH FLORIDA 72



Official Basketball Box Score - Final
North Florida at Nebraska
12/01/24 Private Bank Arena, Lincoln
2024-25 Men's Basketball

Game Time: 3:07 PM
Game Duration: 1:48
Attendance: 15,369

Officials: Keith Kimble, Verne Harris, Jason Phillips

North Florida - 72					Record: 5-3								
NO. Name		FG M-A	3P M-A	FT M-A	Rebounds OR DR TOT	Fouls PF FO	TP	AS	TO	ST	Blocks BS BA	+/-	
10 Josh Harris	F 14:52	3-6	0-1	2-4	0 4 4	2 4 8	0	0	0	0	0	-17	
0 Jasai Miles	G 29:17	6-16	2-8	0-1	1 7 8	2 1 14	3	1	1	0	0	-17	
2 Nate Literas	G 25:47	6-9	4-7	1-1	1 2 3	5 2 17	0	1	0	0	0	-13	
4 Jaylen Smith	G 21:48	3-6	2-5	4-4	1 1 2	3 12 6	5	0	0	0	0	-11	
33 Oscar Berry	G 18:20	2-4	2-4	0-0	0 0 0	3 0 6	0	0	1	0	0	-8	
7 Liam Murphy	19:16	3-12	3-10	1-2	1 4 5	1 1 10	0	0	0	0	0	-9	
11 Karmir Onil	20:12	0-5	0-5	0-0	0 1 1	2 0 1	0	0	0	0	0	-21	
3 Mason Lee	15:54	1-1	1-1	0-0	0 0 0	2 0 3	0	3	1	0	0	-13	
55 Ametri Moss	18:12	1-3	0-0	0-0	2 3 5	0 0 2	3	3	0	0	0	-20	
5 Dante Oliver	12:11	0-2	0-2	0-0	0 2 2	1 0 0	0	0	2	0	0	-16	
24 Nestor Dyachok	04:11	0-1	0-0	0-0	0 0 0	1 1 0	0	0	0	0	0	-10	
Team					3 2 5	0 0 0	0	0	0	0	0		
Totals		25-65	14-43	8-12	10 27 37	19 12 72	13	16	2	1 4 31			

Shooting By Period		
1 st FG%	5-22	22.7%
3PT%	3-7	42.9%
FT%	13-33	39.4%
2 nd FG%	9-21	42.9%
3PT%	5-5	100%
GM FG%	25-65	38.5%
3PT%	14-43	32.6%
FT%	8-12	66.7%
Dead Ball Rebounds: 2, 0		

Technical Fouls: NONE

||
||
||

2024-25 BOXSCORES

NEBRASKA 85, INDIANA 68



Official Basketball Box Score - Final
Indiana at Nebraska
12/13/24 Pinnacle Bank Arena, Lincoln
2024-25 Men's Basketball

Game Time: 7:03 PM
Game Duration: 2:06
Attendance: 14,635

Officials: Earl Walton, Doug Simmons, Kelly Pfeifer

Indiana - 68

Record: 8-3 (1-1)

NO.	Name	Min	FG	3P	FT	Rebounds	Fouls	TP	AS	TO	ST	Blocks	BS	BA	+/-
			M-A	M-A	M-A	OR DR TOT	PF FD								
5	Malik Reneau	F 19:42	3-6	0-1	6-8	2 1 3	4 4	12	1	0	0	0	0	0	-14
21	Mackenzie Mgbako	F 13:21	1-4	0-1	0-0	2 3 5	3 0	2	1	0	0	0	0	1	-5
11	Oumar Ballo	C 31:04	3-4	0-0	2-4	4 7 11	2 3	8	1	2	0	1	0	1	-16
1	Myles Rice	G 28:19	8-13	1-4	3-4	1 2 3	4 3	20	1	3	4	0	1	0	-20
32	Trey Galloway	G 32:26	3-12	3-9	1-2	1 0 1	1 2 10	3 2	0	0	0	0	0	0	-24
8	Bryson Tucker	24:36	1-9	1-5	2-2	2 3 5	0 3 5	5	0	1	1	0	0	0	1
9	Kanaan Carlyle	13:25	1-7	0-5	0-0	0 1 1	3 0 2	2	1	1	0	0	0	0	10
10	Luke Goode	27:14	3-10	3-10	0-0	2 2 4	3 1 9	1	0	1	0	1	1	0	-18
3	Anthony Leal	09:53	0-0	0-0	0-0	0 1 1	0 0	0	0	0	0	0	0	0	1
Team						1 0 1	0 0	0	0						
Totals			23-65 8-35 14-20			15 20 68	10 9 7	3 1 1	-17						

Technical Fouls: NONE

Nebraska - 85

Record: 7-2 (1-1)

NO.	Name	Min	FG M-A	3P M-A	FT M-A	Rebounds OR DR TOT	Fouls PF FD	TP	AS	TO	ST	Blocks BS	+/-	
4	Juwan Gary	F 31:50	5-10	2-4	2-3	1 4 5	4 4	14	1	2	0	0	1	21
9	Berke Buyuktuncel	F 20:04	2-3	1-1	0-0	0 5 5	3 0	5	3	2	0	0	0	3
34	Braxton Meah	C 15:22	2-2	0-0	0-0	0 3 3	1 2	4	0	3	0	0	0	4
3	Brice Williams	G 34:25	10-15	2-3	8-11	0 6 6	1 7	30	5	2	1	0	2	25
24	Rollie Worster	G 18:20	2-3	0-1	0-0	0 2 2	3 1	4	2	1	1	0	0	18
23	Andrew Morgan	17:56	4-5	0-0	2-4	2 3 5	2 2	10	1	1	1	1	0	9
0	Connor Essegian	27:42	4-7	2-3	3-4	0 3 3	1 2	13	0	1	0	0	0	6
2	Ahron Ulis	16:41	1-4	1-2	0-2	0 2 2	1 1	3	2	1	1	0	0	-7
1	Sam Holberg	15:03	0-0	0-0	2-2	0 1 1	0 1	2	2	1	1	0	0	4
31	Cale Jacobsen	02:37	0-0	0-0	0-0	0 1 1	0 0	0	0	0	0	0	0	2
Team						2 0 2			0	0				
Totals			30-49	8-14	17-26	6 29 35	16 20	85	16	14	5	1	3	17

Technical Fouls: NONE

	IND	NEB
Biggest lead	4 (1 st 11:09)	17 (2 nd 0:30)
Best Scoring Run	8 (1 st 11:09)	10 (2 nd 3:31)
Lead Changes	6	
Times Tied	5	
Time with Lead	05:08	32:49

Points from	IND	NEB
Turnovers	14	14
Paint	24	36
Second Chance	10	8
Fast Breaks	12	4
Bench	16	28

Period by Period Scoring	1st	2nd	TOT
IND	41	27	68
NEB	44	41	85

Shooting By Period	1st	2nd	3rd	4th	FT	GMFG
FG	13-29	13-29	13-29	13-29	13-29	13-29
3P	5-15	5-15	5-15	5-15	5-15	5-15
FT	10-14	10-14	10-14	10-14	10-14	10-14
2nd FG	10-36	10-36	10-36	10-36	10-36	10-36
3P	3-20	3-20	3-20	3-20	3-20	3-20
FT	4-6	4-6	4-6	4-6	4-6	4-6
GMFG	23-65	23-65	23-65	23-65	23-65	23-65
3P	8-35	8-35	8-35	8-35	8-35	8-35
FT	14-20	14-20	14-20	14-20	14-20	14-20

Dead Ball Rebounds: 4, 0

NEBRASKA 66, MURRAY STATE 49



Official Basketball Box Score - Final
Nebraska at Murray St.
12/22/24 Simpfl Arena at Stan Sheriff Center, Honolulu
2024-25 Men's Basketball

Game Time: 4:00 PM
Game Duration: 1:54
Attendance: 5,049

Officials: Keith Kimble, John Floyd, Crystal Hogen

Nebraska - 66

Record: 8-2

NO.	Name		Min	FG	3P	FT	Rebounds			Fouls	TP	AS	TO	ST	Blocks	BS	+/-	
				M-A	M-A	M-A	OR	DR	TOT	PF	FD							
4	Juwan Gary	F	22:45	2-8	0-0	5-5	0	3	3	4	4	9	1	0	0	1	21	
9	Berke Buyuktuncel	F	25:31	3-6	0-2	0-0	2	7	9	2	1	6	0	1	1	1	6	
34	Braxton Meah	C	15:11	1-1	0-0	0-0	1	2	3	1	2	2	1	2	2	0	4	
3	Brice Williams	G	29:31	4-10	1-3	0-0	0	2	2	2	0	9	2	2	2	1	0	
24	Rollie Worster	G	23:46	4-5	0-1	3-4	1	6	7	2	5	11	1	2	0	0	7	
0	Connor Essegian		32:05	5-13	5-10	0-0	0	2	2	0	0	15	0	3	0	0	13	
23	Andrew Morgan		22:55	6-7	0-0	0-0	1	11	12	1	0	12	0	2	0	1	16	
1	Sam Holberg		22:35	1-3	0-1	0-0	0	1	1	0	0	2	1	1	1	0	8	
31	Cale Jacobsen		05:41	0-0	0-0	0-0	0	0	0	0	0	0	1	0	0	0	3	
Team							1	0	1			0	1					
Totals				26-53	6-17	8-9	6	34	40	12	12	66	6	15	6	4	3	17

Technical Fouls: NONE

Murray St. - 49

Record: 6-5

NO.	Name	Min	FG	3P	FT	Reb	Tot	Fouls	PF	TP	AS	TO	ST	BS	BA	+/-				
			M-A	M-A	M-A	OR	DR	Reb	Fouls											
23	Nick Ellington	F 21:21	0-2	0-0	1-4	1	4	5	2	3	1	0	0	0	0	1				
0	Kylen Milton	G 33:52	7-15	3-7	2-4	0	4	4	1	5	19	1	1	2	0	-14				
7	AJ Ferguson	G 37:19	2-7	1-4	3-4	0	3	3	2	2	8	1	1	2	0	-8				
9	Terence Harcum	G 34:01	1-13	1-8	0-0	0	0	0	0	2	0	3	1	1	0	-11				
24	JaCobi Wood	G 34:18	3-11	1-5	0-0	1	2	3	0	0	7	5	5	0	0	-16				
13	Aiden Applewhite	09:31	1-2	1-2	2-2	0	1	1	3	1	5	0	0	0	0	-8				
2	KyeRon Lindsay	18:39	3-4	0-0	0-1	3	4	7	2	1	6	0	1	0	2	-13				
11	Justin Morgan	10:59	0-1	0-1	0-0	0	0	0	0	0	0	1	0	0	0	-11				
Team						2		1	3											
Totals			17-55			7-27		8-15	7	19	26	12	12	49	7	10	5	3	4	-17

Technical Fouls: NONE

	Neb	Murray
Biggest lead	23 (2 nd 18:50)	0 (1 st 20:00)
Best Scoring Run	16 (1 st 9:05)	7 (1 st 7:44)
Lead Changes	0	
Times Tied	0	
Time with Lead	38:44	00:00

Points from	Neb	Murray
Turnovers	7	7
Paint	32	18
Second Chance	4	7
Fast Breaks	4	7
Bench	29	11

Period by Period Scoring	1st	2nd	TOT
Neb	34	32	66
Murray	14	35	49

NEBRASKA 69, HAWAII 55



Official Basketball Box Score - Final
Nebraska at Hawaii
12/23/24 Simpfl Arena at Stan Sheriff Center, Honolulu
2024-25 Men's Basketball

Game Time: 6:30 PM
Game Duration: 1:57
Attendance: 4,511

Officials: Bart Lennox, Edwin Young, Anthony Burris

Nebraska - 69

Record: 9-2

NO.	Name	Min	FG	3P	FT	Rebounds	Fouls	TP	AS	TO	ST	Blocks	BS	BA	+/-		
			M-A	M-A	M-A	OR DR TOT	PF FD										
4	Juwan Gary	F 31:01	8-10	3-4	2-2	1	3	4	2	21	0	3	1	2	0	9	
9	Berke Buyuktuncel	F 27:42	1-7	0-3	0-1	4	5	9	2	2	2	1	3	1	0	16	
34	Braxton Meah	C 21:07	3-4	0-0	0-0	2	3	5	1	2	6	1	1	0	1	14	
3	Brice Williams	G 33:33	10-18	4-5	8-8	0	2	2	1	6	32	3	2	2	0	0	16
24	Rollie Worster	G 32:43	2-9	0-3	0-0	0	1	4	5	1	4	3	3	0	0	0	14
0	Connor Essegian	20:48	1-4	0-1	0-0	1	1	2	0	0	2	0	0	0	0	1	5
1	Sam Holberg	20:35	1-2	0-1	0-0	0	0	0	1	2	2	1	1	1	0	0	-2
23	Andrew Morgan	12:01	0-1	0-0	0-0	0	1	1	3	0	0	1	0	1	0	0	-5
31	Cale Jacobsen	00:31	0-0	0-0	0-0	0	0	0	0	0	0	0	0	0	0	0	-3
Team						0	0	0	0			0					
Totals			26-55	7-17	10-11	9	19	28	13	15	69	10	12	8	4	1	14

Technical Fouls: NONE

Hawaii - 55

Record: 7-4

NO.	Name	Min	FG M-A	3P M-A	FT M-A	OR Reb	DR Tot	Fouls PF	TP	AS	TO	ST	Blocks BS BA	+/-			
5	Gylis Nemeiks	F 23:42	0-5	0-4	1-2	0	4	4	2	1	0	2	0	1	0	-19	
32	Tanner Christensen	C 22:03	0-1	0-0	3-4	0	4	4	2	3	0	0	0	0	0	-11	
0	Kody Williams	G 23:54	5-5	0-0	0-0	0	1	1	1	1	10	2	5	0	0	-4	
4	Marcus Greene	G 25:24	4-10	3-6	0-0	1	1	2	2	0	11	0	2	0	0	-14	
22	Ryan Rapp	G 32:13	4-11	0-4	1-2	2	2	4	1	2	9	1	1	3	0	-14	
2	Tom Beattie	25:35	2-7	0-1	0-0	0	0	0	1	0	4	1	0	1	0	3	-5
20	Jerome Palm	07:34	0-0	0-0	0-0	0	1	1	1	0	1	0	0	0	0	0	-2
14	Harry Roulidoff	14:46	2-2	0-0	3-5	1	1	2	1	3	1	0	1	0	0	0	-2
34	Akira Jacobs	13:4	3-6	2-5	2-2	1	3	1	1	10	0	1	0	0	0	2	-2
30	Aaron Hunkin-Clayton	03:50	0-0	0-0	0-0	0	1	1	0	0	0	0	1	0	0	0	-3
6	Osia Obasohan	00:28	0-0	0-0	0-0	0	0	0	0	0	0	0	0	0	0	0	0
8	AJ Economou	00:28	0-0	0-0	0-0	0	0	0	0	0	0	0	0	0	0	0	0
10	Logan Robeson	00:28	0-0	0-0	0-0	0	0	0	0	0	0	0	0	0	0	0	0
Team						3	2	5	0	0	2						
Totals			20:47	5-20	10-15	9	18	27	15	13	55	5	16	4	1	4	-14

NEBRASKA 77, SOUTHERN 43



Official Basketball Box Score - Final
Southern U. at Nebraska
12/30/24 Pinnacle Bank Arena, Lincoln
2024-25 Men's Basketball

Game Time: 8:10 PM
Game Duration: 1:59
Attendance: 14,855

Officials: Earl Walton, Anthony Burris, Daniel Nguyen

Southern U. - 43

Record: 5-8

NO. Name		Min	FG M-A	3P M-A	FT M-A	Rebounds OR DR TOT	Fouls PF FO	TP	AS	TO	ST	Blocks BS BA	+/-	
1 Da'Marnee Jones	F	24:42	1-5	0-1	0-2	2 2 4	2 3	2	1	1	0	1	0	-27
8 Dionjah Thomas	F	19:08	3-7	0-0	0-1	4 0 4	4 2	6	0	1	1	0	2	-7
2 Joe Manning	G	15:08	1-6	0-1	0-2	1 3 4	4 2	2	3	0	0	0	1	-5
4 Derrick Tezeno	G	25:51	3-5	0-0	2-4	3 3 6	1 4	8	1	1	2	2	0	-27
11 Jordan Johnson	G	15:59	0-7	0-0	1-2	0 3 3	0 1	1	0	0	0	0	0	-17
0 Brentley Noel	G	13:30	1-4	0-1	1-2	0 2 2	2 2	3	0	0	1	1	1	-18
0 Andre Nunley		24:52	0-3	0-2	0-1	2 6 8	1 2	0	2	0	3	0	0	-20
3 Cam Amboree		22:16	1-9	0-4	0-0	0 0 0	2 0	2	2	2	0	0	0	-26
12 AJ Barnes		07:22	0-1	0-0	0-0	0 1 1	1 0	0	1	1	1	0	0	-9
24 PJ Dobioul		16:54	2-6	0-0	2-2	0 4 4	0 1	6	0	1	1	2	1	-8
5 Jayce Depron		14:18	5-14	3-9	0-0	0 0 0	0 0	13	0	0	0	0	0	-6
Team						3 0 3		0		0				
Totals			17-67	3-24	6-16	17 22 39	17 17	43	10	8	9	4	5	-34

Technical Fouls: NONE

Nebraska - 77

Record: 11-2

NO. Name	Min	FG M-A	3P M-A	FT M-A	Rebounds OR DR TOT	Fouls PF FO	TP	AS	TO	ST	Blocks BS BA	+/-	
4 Juwan Gary	F 22:52	3-8	1-4	2-4	0 2 2	3 2	9	3	0	1	0	1	16
9 Berke Buyuktuncel	F 29:39	2-7	1-5	1-2	1 8 9	1 2	6	1	1	0	2	0	30
34 Braxton Meah	C 15:13	1-2	0-0	1-1	3 2 5	2 5	3	0	2	0	2	0	10
3 Brice Williams	G 29:45	3-5	1-3	4-5	1 6 7	2 2	11	4	5	1	0	0	22
24 Rollee Worster	G 26:33	3-7	2-3	0-1	1 3 4	0 2	8	6	0	0	0	0	18
0 Connor Essegian	26:45	6-13	6-12	2-2	0 6 6	4 1	20	3	0	3	0	0	13
23 Andrew Morgan	14:55	4-5	0-0	2-3	1 2 3	1 2	10	1	1	0	0	0	12
1 Sam Holberg	17:29	1-2	0-1	0-0	0 4 4	3 1	2	5	1	0	0	0	12
31 Cale Jacobsen	08:57	0-0	0-0	0-0	2 2 0	0 0	0	2	1	1	0	0	14
12 Gavin Griffiths	03:54	3-3	2-2	0-0	0 2 2	1 0	8	0	0	0	1	0	9
8 Jeff Grace	02:00	0-0	0-0	0-0	0 0 0	0 0	0	0	0	0	0	0	7
35 Henry Burt	02:00	0-1	0-0	0-0	0 0 0	0 0	0	0	0	0	0	1	7
Team					1 3 4		0						
Totals		26-53	13-30	12-18	8 40 48	17 17	77	22	14	3	5	4	34

Technical Fouls: NONE

	SOU	NEB
Biggest lead	0 (1 st 20:00)	34 (2 nd 0:11)
Best Scoring Run	9 (2 nd 5:49)	11 (1 st 5:08)
Lead Changes	0	
Times Tied	0	
Time with Lead	00:00	39:04

Points from	SOU	NEB
Turnovers	8	9
Paint	22	22
Second Chance	12	5
Fast Breaks	6	7
Bench	24	40

Period by Period Scoring	1st	2nd	TOT
SOU	15	28	43
NEB	39	38	77

Shooting By Period	1 st FG%	2 nd FG%	3 rd FG%	4 th FG%	5 th FG%	GMFG%
1 st FG%	12-26	46.2%				
2 nd FG%	6-14	42.9%				
3 rd FG%	9-11	81.8%				
4 th FG%	7-12	58.3%				
5 th FG%	3-7	42.9%				
GMFG%	26-53	49.1%				
FT%	13-30	43.3%				
FT%	12-18	66.7%				

Dead Ball Rebounds: 2 0

NEBRASKA 66, NO. 15 UCLA 58



Official Basketball Box Score - Final
UCLA at Nebraska
01/06/25 Pinnacle Bank Arena, Lincoln
2024-25 Men's Basketball

Game Time: 1:10 PM
Game Duration: 2:11
Attendance: 15,167

Officials: Paul Szlez, Randy Richardson, D.J. Christensen

UCLA - 58

Record: 11-3 (2-1)

NO.	Name		Min	FG M-A	3P M-A	FT M-A	Rebounds OR DR TOT	Fouls PF FO	TP	AS	TO	ST	Blocks BS BA	+/-	
34	Tyler Bilodeau	F	33:12	6-9	1-3	2-2	1 4 5	3 2	15	0	1	0	0	-2	
0	Kobe Johnson	G	32:31	3-9	1-6	1-1	2 9 11	5 1	8	3	2	1	0	0	
2	Dylan Andrews	G	18:39	1-6	0-4	0-0	0 3 3	3 0	2	1	4	0	0	-4	
12	Sebastian Mack	G	28:28	3-11	0-4	3-5	1 2 3	5 7	9	6	4	3	0	2	
55	Skyy Clark	G	30:41	4-8	0-3	1-1	2 1 3	3 2	9	1	1	0	0	-8	
1	Trent Perry		09:37	0-1	0-0	0-0	0 1 1	0 0	0	0	1	0	0	-10	
15	Adley Mara		11:05	2-2	0-0	1-2	0 1 1	2 1	5	1	0	1	2	0	
8	Dominick Harris		08:29	0-2	0-2	0-0	0 1 1	2 1	0	0	2	0	0	-9	
10	Lazar Stefanovic		27:19	3-9	2-6	2-2	0 4 4	1 2	10	1	0	0	0	-12	
Team							0 2 2		0						
Totals					22-57	4-28	10-13	6 28 34	24 16	58	13	15	5	2	-8

Technical Fouls: NONE

Nebraska - 66

Record: 12-2 (2-1)

NO. Name	Min	FG M-A	3P M-A	FT M-A	Rebounds OR DR TOT	Fouls PF FO	TP	AS	TO	ST	Blocks BS BA	+/-	
4 Juwan Gary	F 28:04	3-7	3-5	1-2	1 3 4	2 2	10	0	1	2	1	1	5
9 Berke Buyuktuncel	F 22:30	1-8	1-3	1-2	3 6 9	4 2	4	0	3	0	0	0	2
34 Braxton Meah	C 15:18	1-1	0-0	0-1	1 2 3	1 2	2	0	0	1	0	0	-11
3 Brice Williams	G 33:24	2-12	1-5	11-12	0 6 6	1 8	16	2	3	1	0	1	-1
24 Rollee Worster	G 26:40	3-9	1-3	4-4	0 4 4	1 2	11	2	0	0	0	0	3
0 Connor Essegian	20:41	0-6	0-6	2-2	0 3 3	0 1	2	3	1	2	0	0	24
23 Andrew Morgan	21:01	4-5	0-1	4-4	2 1 3	4 6	12	1	5	1	0	0	10
1 Sam Holberg	22:22	2-3	1-2	2-2	0 3 3	2 1	7	2	0	3	0	0	11
2 Ahron Uls	09:19	1-1	0-0	0-0	0 0 0	1 0	2	1	0	0	0	0	1
31 Cale Jacobsen	00:42	0-0	0-0	0-0	0 0 0	0 0	0	0	0	0	0	0	0
Team					2 2 4		0	0					
Totals		17-52	7-25	25-29	9 30 39	16 24	66	11	13	10	1	2	8

Technical Fouls: NONE

	UCL	NEB
Biggest lead	7 (1 st 16:30)	13 (2 nd 7:15)
Best Scoring Run	15 (1 st 6:09)	15 (1 st 9:56)
Lead Changes	9	
Times Tied	4	
Time with Lead	13:33	21:24

Points from	UCL	NEB
Turnovers	13	17
Paint	26	20
Second Chance	2	11
Fast Breaks	6	10
Bench	15	23

Period by Period Scoring	1st	2nd	TOT
UCL	24	34	58
NEB	24	42	66

Shooting By Period	1 st FG%	2 nd FG%	3 rd FG%	4 th FG%	5 th FG%	GMFG%
1 st FG%	8-26	30.8%				
2 nd FG%	4-16	25.0%				
3 rd FG%	4-4	100%				
4 th FG%	9-26	34.6%				
5 th FG%	3-9	33.3%				
GMFG%	17-52	32.7%				
FT%	7-25	28.0%				
FT%	25-29	86.2%				

Dead Ball Rebounds: 2 0

IOWA 97, NEBRASKA 87 (OT)



Official Basketball Box Score - Final
Nebraska at Iowa
01/07/25 Carver-Hawkeye Arena, Iowa City, Iowa
2024-25 Men's Basketball

Game Time: 7:00 PM
Game Duration: 2:16
Attendance: 7,812

Officials: Tim Connor, Michael Reed, Jason Phillips

Nebraska - 87

Record: 12-3 (2-2)

NO. Name		Min	FG M-A	3P M-A	FT M-A	Rebounds OR DR TOT	Fouls PF FO	TP	AS	TO	ST	BS BS BA	+/-	
4 Juwan Gary	F	36:17	5-21	0-3	3-4	8 5 13	4 2	13	1	2	2	1	2	-4
9 Berke Buyuktuncel	F	18:43	3-5	1-1	1-3	1 2 3	1 3	8	2	1	2	2	0	-9
34 Braxton Meah	C	16:34	2-2	0-0	0-0	0 2 2	2 1	4	2	0	0	0	0	1
3 Brice Williams	G	38:31	10-20	4-9	4-4	0 4 4	3 3	28	2	3	2	0	3	-8
24 Rollee Worster	G	35:29	6-9	0-1	2-7	1 3 4	2 5	14	1	1	2	1	0	-6
23 Andrew Morgan		20:27	3-5	1-2	1-2	2 2 4	0 2	8	0	0	0	0	0	-9
0 Connor Essegian		24:59	2-7	2-6	0-0	1 3 4	3 0	6	2	0	2	0	1	-4
1 Sam Holberg		25:19	2-2	1-1	1-2	0 5 5	5 1	6	3	4	1	0	0	-7
2 Ahron Uls		07:23	0-0	0-0	0-0	0 0 0	0 0	0	1	1	0	0	0	-7
31 Cale Jacobsen		01:06	0-0	0-0	0-0	0 0 0	0 0	0	0	2	0	0	0	-5
8 Jeff Grace		00:12	0-0	0-0	0-0	0 0 0	1 0	0	0	0	0	0	0	-1
Team						1 1 2		0						
Totals			33-71	9-23	12-22	14 27 41	21 17	87	14	14	11	4	6	10

Technical Fouls: NONE

Iowa - 97

Record: 11-4 (2-2)

NO.	Name	Min	FG M-A	3P M-A	FT M-A	Reb OR DR TOT	Fouls PF FO	TP	AS	TO	ST	Blks BS BA	+/-	
13	Ladi Dembele	F 12:18	0-0	0-0	0-0	1 2 3	3 2	0	1	0	0	0	0	
20	Payton Sandfort	F 35:07	8-15	6-10	8-9	0 6 6	4 5	30	4	4	1	1	9	
32	Owen Freeman	F 38:34	5-12	0-1	5-6	3 5 8	5 3	15	1	1	1	4	20	
2	Brock Harding	G 38:41	1-8	1-5	5-6	1 3 4	2 6	8	7	6	0	0	1	
4	Josh Dix	G 44:38	10-14	7-10	4-4	0 6 6	0 2	31	7	1	4	1	1	
7	Seydou Traore	10:34	1-1	0-0	0-0	0 0 0	0 0	2	0	1	0	0	0	
24	Pryce Sandfort	34:46	4-11	3-9	0-0	1 3 4	1 1	11	3	0	1	0	15	
14	Carter Kingsbury	08:58	0-0	0-0	0-0	0 2 2	2 2	0	0	0	0	0	-10	
0	Even Brauns	01:23	0-0	0-0	0-0	0 0 0	0 0	0	0	0	0	0	-4	
Team						0 3 3		0						
Totals			29-61	17-35	22-25	6 30 36	17 21	97	23	13	7	6	4	10

<

2024-25 BOXSCORES

RUTGERS 85, NEBRASKA 82



Official Basketball Box Score - Final
Rutgers at Nebraska
01/16/25 Pinnacle Bank Arena, Lincoln
2024-25 Men's Basketball

Game Time: 8:10 PM
Game Duration: 2:12
Attendance: 13,999

Officials: Terry Oglesby, Todd Austin, Delore Carr

Rutgers - 85

Record: 10-8 (3-4)

NO. Name	Min	FG M-A	3P M-A	FT M-A	Rebounds OR DR TOT	Fouls PF FO	TP	AS	TO	ST	Blocks BS BA	+/-
9 Dylan Grant	22:19	7-8	1-1	0-0	2 1 3	2 0	15	0	0	0	1 0	-10
24 Lathan Sommerville	C 14:54	1-4	0-0	0-0	0 0 0	4 1	2	0	1	0	0 0	-15
2 Dylan Harper	G 35:01	8-17	3-8	2-5	1 4 5	3 4	21	4	4	1	0 0	0
4 Ace Bailey	G 35:54	8-16	4-7	4-6	4 7 11	4 5	24	4	3	1	3 2	1
5 Tyson Acuff	G 08:08	0-2	0-0	0-0	1 0 1	0 0	0	0	0	0	0 0	-11
25 Jeremiah Williams	20:36	3-7	1-5	0-0	3 0 3	2 1	7	3	0	1	0 0	11
99 Zach Martini	18:12	4-5	3-4	0-0	1 1 2	1 0	11	1	0	0	1 0	14
1 Jamichael Davis	12:13	0-4	0-1	0-0	0 0 0	1 0	0	2	0	0	1 0	2
21 Emmanuel Ogbole	24:13	1-1	0-0	0-2	4 7 11	2 2	2	2	0	1	0 0	17
0 Jordan Derkack	08:30	1-3	0-1	1-1	1 2 3	1 2	3	0	0	0	0 0	6
Team					0 1 1	0	0					
Totals		33-67	12-29	7-14	17 23 40	20 15	85	16	8	4	6 2	3

Technical Fouls: NONE

Nebraska - 82

Record: 12-5 (2-4)

NO. Name	Min	FG M-A	3P M-A	FT M-A	Rebounds OR DR TOT	Fouls PF FO	TP	AS	TO	ST	Blocks BS BA	+/-
4 Juwan Gary	F 33:54	6-13	2-6	6-8	2 5 7	1 5	20	1	0	2	0 0	0
9 Berke Buyuktuncel	F 21:16	0-4	0-0	0-0	2 1 3	4 0	6	2	2	0	0 0	10
34 Braxton Meah	C 16:34	3-3	0-0	0-3	3 3 6	1 5	6	2	2	0	1 0	9
3 Brice Williams	G 35:22	8-15	3-7	2-2	1 3 4	1 2	21	3	2	0	1 1	-3
24 Rollie Worster	G 26:35	1-4	0-0	8-10	1 6 7	3 5	10	5	1	1	0 1	14
1 Sam Holberg	16:49	0-1	0-0	0-0	1 0 1	2 0	0	3	1	1	0 0	-14
23 Andrew Morgan	19:18	5-9	0-0	1-3	2 2 4	1 2	11	0	0	0	0 0	-11
0 Connor Essegian	23:38	4-11	4-7	0-0	2 2 2	1 0	12	1	0	0	0 0	-10
2 Ahron Ulis	06:23	1-2	0-0	0-1	2 0 2	1 1	2	0	0	1	0 0	-8
8 Jeff Grace	00:10	0-0	0-0	0-0	0 0 0	0 0	0	0	0	0	0 0	-2
Team					5 1 6	0	1					
Totals		28-62	9-22	17-27	19 23 42	15 20	82	17	7	5	2 6	-3

Technical Fouls: NONE

	RUT	NEB
Biggest lead	5 (2 nd 2:22)	9 (1 st 13:40)
Best Scoring Run	9 (2 nd 2:22)	8 (2 nd 17:32)
Lead Changes	13	
Times Tied	10	
Time with Lead	09:29	24:02
Points from Turnovers	12	8
Paint	40	30
Second Chance	19	25
Fast Breaks	8	6
Bench	23	25
Period by Period Scoring		
1st	2nd	TOT
RUT	40	85
NEB	37	82

MARYLAND 69, NEBRASKA 66



Official Basketball Box Score - Final
Nebraska at Maryland
01/16/25 XFINITY Center, College Park
2024-25 Men's Basketball

Game Time: 12:00 PM
Game Duration: 1:59
Attendance: 11,069

Officials: Michael Irving, Kelly Pfeifer, Thomas Nunez

Nebraska - 66

Record: 12-6 (2-5)

NO. Name	Min	FG M-A	3P M-A	FT M-A	Rebounds OR DR TOT	Fouls PF FO	TP	AS	TO	ST	Blocks BS BA	+/-
4 Juwan Gary	F 34:58	3-9	0-2	0-0	2 5 7	2 1	6	0	2	1	1 2	0
9 Berke Buyuktuncel	F 22:48	3-5	2-2	0-1	1 3 4	5 2	8	0	2	0	0 0	3
34 Braxton Meah	C 03:46	0-0	0-0	0-0	0 2 2	0 0	0	0	0	0	0 0	-4
3 Brice Williams	G 32:46	6-14	0-3	2-2	1 3 4	2 3	14	3	2	3	1 1	-9
24 Rollie Worster	G 24:54	2-5	0-0	0-0	1 1 1	1 0	4	1	1	1	0 0	-8
0 Connor Essegian	12:55	2-4	0-0	0-0	1 1 1	0 1	6	0	2	0	0 0	-3
23 Andrew Morgan	24:05	7-12	0-2	3-6	1 4 5	0 4	17	0	3	1	0 0	-7
1 Sam Holberg	16:21	3-3	2-2	0-0	0 1 1	3 0	8	1	0	0	0 0	7
2 Ahron Ulis	27:27	1-6	0-1	1-2	0 4 4	1 2	3	10	1	2	0 2	6
Team					4 3 7	0	0					
Totals		27-58	6-16	6-11	9 27 36	14 13	66	15	13	8	2 8	-3

Technical Fouls: NONE

Maryland - 69

Record: 14-5 (4-4)

NO. Name	Min	FG M-A	3P M-A	FT M-A	Rebounds OR DR TOT	Fouls PF FO	TP	AS	TO	ST	Blocks BS BA	+/-
9 Seltion Miguel	F 29:55	5-14	3-8	0-0	0 1 1	1 0	13	3	2	0	1 0	3
10 Julian Reese	F 32:05	4-8	0-0	0-0	2 8 10	4 2	8	1	0	2	4 0	5
25 Denik Queen	C 26:40	0-4	0-0	0-0	3 4 7	1 4	3	2	3	0	0 0	-11
0 Ja/Kobi Gillespie	G 36:28	8-15	5-9	1-2	0 0 0	2 2	22	5	2	4	0 0	8
1 Rodney Rice	G 32:16	5-10	2-7	3-4	1 1 2	1 3	15	2	2	1	1 0	6
8 Jayhton Young	09:50	0-0	0-0	0-0	1 1 1	0 0	0	1	0	0	0 0	-5
5 DeShawn Harris-Smith	11:58	1-1	0-0	0-0	0 1 1	0 0	2	1	1	1	0 0	-2
6 Tafara Gapare	09:38	2-4	0-1	0-0	1 1 1	2 0	4	0	1	0	0 0	1
22 Jordan Geronimo	11:10	1-2	0-0	0-2	3 4 7	1 3	2	0	0	0	2 0	11
Team					0 2 2	0	1					
Totals		26-58	10-25	7-12	8 24 32	13 14	69	15	12	8	8 2	3

Technical Fouls: NONE

	NEB	UMD					Period by Period Scoring			
Biggest lead	5 (1 st 3:20)	9 (2 nd 6:47)	Points from Turnovers	14	13		1st	2nd	TOT	
Best Scoring Run	9 (2 nd 1:02)	10 (2 nd 6:47)	Paint	32	24	NEB	35	31	66	
Lead Changes			Second Chance	9	3					
Times Tied	6		Fast Breaks	6	8	UMD	37	32	69	
Time with Lead	04:47	30:53	Bench	34	8					

USC 78, NEBRASKA 73



Official Basketball Box Score - Final
Southern California at Nebraska
01/22/25 Pinnacle Bank Arena, Lincoln
2024-25 Men's Basketball

Game Time: 8:12 PM
Game Duration: 2:02
Attendance: 14,492

Officials: Jeffrey Anderson, Earl Walton, D.J. Garstetter

Southern California - 78

Record: 12-7 (4-4)

NO. Name	Min	FG M-A	3P M-A	FT M-A	Rebounds OR DR TOT	Fouls PF FO	TP	AS	TO	ST	Blocks BS BA	+/-
0 Saint Thomas	F 38:24	5-10	0-2	1-2	2 3 5	1 2	11	4	0	2	1 1	9
33 Josh Cohen	F 18:10	2-3	0-0	2-3	1 2 3	2 4	6	2	0	0	0 0	4
1 Desmond Claude	G 39:42	8-18	1-2	4-6	1 2 3	0 4	21	6	3	1	0 1	6
6 Wesley Yates III	G 31:39	4-10	0-3	9-9	0 0 0	2 3	17	0	2	4	0 0	9
7 Chibuzo Ajibo	G 38:40	0-6	0-4	2-2	5 4 9	1 3	2	0	2	0	0 0	6
8 Kevin Patton Jr.	02:04	0-0	0-0	0-0	1 0 1	1 0	0	0	1	0	0 0	-5
12 Rashaun Agee	21:48	5-8	4-6	0-0	2 6 8	3 1	14	0	1	1	0 0	-1
32 Clark Stajchert	09:25	3-6	1-4	0-0	0 0 0	2 0	7	0	0	0	0 0	-4
9 Jalen Shelley	00:08	0-0	0-0	0-0	0 1 1	0 0	0	0	0	0	0 0	1
Team					0 6 6	0	0					
Totals		27-61	6-21	18-22	12 24 36	16 18	78	12	9	8	1 4	5

Technical Fouls: NONE

Nebraska - 73

Record: 12-7 (2-6)

NO. Name	Min	FG M-A	3P M-A	FT M-A	Rebounds OR DR TOT	Fouls PF FO	TP	AS	TO	ST	Blocks BS BA	+/-
4 Juwan Gary	F 34:36	11-19	0-5	5-6	1 2 3	0 5	27	0	2	0	1 1	-7
9 Berke Buyuktuncel	F 27:01	3-6	0-3	0-0	1 3 4	3 1	6	1	0	1	1 0	-10
34 Braxton Meah	C 11:31	0-0	0-0	0-0	0 3 3	1 1	0	2	0	0	0 0	-4
2 Ahron Ulis	G 14:21	0-1	0-0	0-0	0 3 3	1 0	0	2	0	0	0 0	-6
3 Brice Williams	G 33:26	5-12	2-8	5-5	0 4 2	3 3	17	2	3	2	0 0	-10
0 Connor Essegian	25:10	5-8	3-6	2-2	1 0 1	1 1	15	0	1	0	0 0	-12
23 Andrew Morgan	13:54	1-1	0-0	0-2	0 3 3	2 2	1	1	1	1	0 0	5
24 Rollie Worster	25:25	1-5	0-1	2-2	0 6 6	3 3	4	6	2	0	1 0	-3
1 Sam Holberg	14:29	1-3	0-1	0-0	0 1 1	4 0	2	0	0	2	0 0	-2
12 Gavin Griffiths	00:07	0-0	0-0	0-0	0 0 0	0 0	0	0	0	0	0 0	0
Team					2 0 2	0	0					
Totals		27-55	5-24	14-17	6 25 31	18 16	73	12	11	6	4 1	-5

Technical Fouls: NONE

	USC	NEB	Points from		USC	NEB	Period by Period Scoring			
Biggest lead	6 (1 st 14:11)	6 (1 st 8:01)	Turnovers	16	6		1st	2nd	TOT	
Best Scoring Run	7 (1 st 5:38)	9 (1 st 8:01)	Paint	32	42	USC	31	47	78	
Lead Changes	10		Second Chance	9	9		NEB	33	40	73
Times Tied	9		Fast Breaks	16	4					
Time with Lead	23:42	12:32	Bench	21	23					

NEBRASKA 78, OREGON STATE 66



Official Basketball Box Score - Final
Nebraska at Wisconsin
01/26/25 Kohl Center, Madison
2024-25 Men's Basketball

Game Time: 12:00 PM
Game Duration: 1:45
Attendance: 16,838

Officials: Brian Dorsey, Larry Scritto, Amy Bonner

Nebraska - 55

Record: 12-8 (2-7)

NO. Name	Min	FG M-A	3P M-A	FT M-A	OR DR	Reb TOT	Fouls PF	TP	AS	TO	ST	Blocks BS BA	+/-
4 Juwan Gary	F 28:41	2-12	1-5	0-0	3	6 9	2 0	5	0	1	0	0 0	-31
9 Berke Buyuktuncel	F 29:53	3-9	1-4	0-0	0	6 6	1 2	7	0	1	1	1 0	-23
23 Andrew Morgan	F 21:39	2-5	0-1	1-3	2 3	5 5	2 3	5	1	1	0	0 0	-19
1 Sam Holberg	G 29:35	2-3	2-3	0-0	0	2 2	1 0	6	3	1	0	0 0	-23
3 Brice Williams	G 27:55	4-12	2-5	1-2	1	2 3	2 1	11	2	4	0	1 1	-28
0 Connor Essegian	23:19	3-10	2-7	0-0	2	2 2	1 2	8	2	2	0	1 0	-10
24 Rollie Worster	22:50	3-6	1-1	0-0	0	3 3	2 1	7	4	1	3	1 0	3
2 Ahron Ulis	06:28	1-3	1-3	0-0	0	0 0	0 0	3	0	0	0	0 0	-3
12 Gavin Griffiths	04:17	0-1	0-1	0-0	0	0 0	0 0	0	1	0	0	0 0	-5
31 Cale Jacobsen	03:30	0-0	0-0	1-2	0	0 0	0 1	1	0	0	0	0 0	-2
8 Jeff Grace	01:53	1-1	0-0	0-1	0	0 0	0 1	2	0	0	0	0 0	1
Team					1	4 5			0	1			
Totals		21-62	10-30	3-8	7	28 35	11 11	55	13	4	4	3 3	-28

2024-25 BOXSCORES

NEBRASKA 80, NO. 18 ILLINOIS 74 (OT)



Official Basketball Box Score - Final
Illinois at Nebraska
01/30/25 Pinnacle Bank Arena, Lincoln
2024-25 Men's Basketball

Game Time: 7:42 PM
Game Duration: 2:21
Attendance: 14,893

Officials: Jeffrey Anderson, Jason Phillips, Terry Oglesby

Illinois - 74

Record: 14-7 (6-5)

NO. Name		Min	FG M-A	3P M-A	FT M-A	Rebounds OR DR TOT	Fouls PF FD	TP	AS	TO	ST	Blocks BS BA	+/-
3 Ben Humrichous	F	24:31	0-8	0-7	1-2	2 5 7	2 2	2	1	0	1	2	-14
21 Morez Johnson Jr.	F	24:44	2-2	0-0	1-2	2 3 5	4 2	5	0	1	1	3	0
4 Kylan Boswell	G	31:58	4-9	0-4	0-0	2 2 4	2 0	8	1	2	1	0	-6
22 Tre White	G	32:41	2-8	0-1	4-6	5 8 13	1 2	8	0	0	2	3	-4
32 Kasperas Jakucionis	G	35:47	6-15	3-10	3-4	3 10 13	2 4	16	4	6	1	0	-10
15 Jake Davis		19:59	1-4	1-4	0-0	0 4 4	2 1	3	1	1	0	0	-1
2 Dra Gibbs-Lawhorn		23:43	5-10	2-6	3-3	1 3 4	2 2	15	0	2	0	0	0
7 Will Riley		27:20	6-16	4-10	0-1	2 2 4	2 4	16	1	2	0	0	0
0 Carey Booth		04:18	0-1	0-0	0-0	1 0 1	1 1	0	0	0	0	0	-3
Team						2 1 3		0	0				
Totals			26-73	10-42	12-18	20 38 58	18 18	74	7	17	3	7 4	-6

Technical Fouls: NONE

Shooting By Period	
1 st FG%	9-32 28.1%
3PT%	3-18 16.7%
FT%	10-13 76.9%
2 nd FG%	15-29 51.7%
3PT%	7-16 43.8%
FT%	2-4 50%
OT FG%	2-12 16.7%
3PT%	0-8 0.0%
FT%	0-1 0%
GM FG%	26-73 35.6%
3PT%	10-42 23.8%
FT%	12-18 66.7%

Dead Ball Rebounds: 4, 0

NEBRASKA 77, NO. 16 OREGON 71



Official Basketball Box Score - Final
Nebraska at Oregon
02/02/25 Matthew Knight Arena, Eugene
2024-25 Men's Basketball

Game Time: 4:30 PM
Game Duration: 2:11
Attendance: 7,848

Officials: Verne Harris, Thomas Nunez, Nate Harris

Nebraska - 77

Record: 14-8 (4-7)

NO. Name		Min	FG M-A	3P M-A	FT M-A	Rebounds OR DR TOT	Fouls PF FD	TP	AS	TO	ST	Blocks BS BA	+/-
4 Juwan Gary	F	34:34	6-10	1-3	10-12	3 2 5	2 6	23	0	1	0	0	0
9 Berke Buyuktuncel	F	27:22	1-7	1-6	0-0	1 8 9	3 0	3	2	0	1	1	15
23 Andrew Morgan	F	17:21	4-4	0-0	0-2	1 1 2	4 3	8	2	3	0	0	0
1 Sam Holberg	G	37:00	1-5	0-4	0-0	0 2 2	2 1	2	1	2	0	0	0
3 Brice Williams	G	37:26	10-18	2-8	6-7	0 7 7	1 5	28	6	3	0	0	9
34 Braxton Meah		07:09	0-0	0-0	0-2	1 0 1	1 1	0	0	0	1	1	0
24 Rolie Worster		24:47	4-4	0-0	3-4	0 3 3	4 2	11	2	1	0	0	4
0 Connor Essegian		11:13	0-3	0-2	2-2	0 1 1	2 1	2	1	0	1	0	-2
2 Ahron Ulis		03:09	0-0	0-0	0-0	0 0 0	1 0	0	0	0	1	1	0
Team						3 2 5		0					
Totals			26-51	4-23	21-29	9 26 35	20 19	77	14	12	4	2 1	6

Technical Foul: 0

Technical Fouls: NONE

Shooting By Period	
1 st FG%	13-25 52.0%
3PT%	3-13 23.1%
FT%	5-9 55.6%
2 nd FG%	13-26 50.0%
3PT%	1-10 10.0%
FT%	16-20 80%
GM FG%	26-51 51.0%
3PT%	4-23 17.4%
FT%	21-29 72.4%

Dead Ball Rebounds: 7, 0

Oregon - 71

Record: 16-6 (5-6)

NO. Name		Min	FG M-A	3P M-A	FT M-A	Rebounds OR DR TOT	Fouls PF FD	TP	AS	TO	ST	Blocks BS BA	+/-
21 Brandon Angel	F	25:49	5-7	1-2	4-4	2 3 5	2 3	15	2	0	0	1 0	-4
32 Nate Bittle	C	23:02	2-5	0-0	0-0	1 2 3	3 3	4	2	0	0	0 0	-23
3 Jackson Shelstad	G	37:29	5-15	3-8	3-4	0 2 2	1 3	16	3	3	2	0 0	-4
5 TJ Bamba	G	25:54	4-9	0-0	5-6	0 6 6	5 5	13	3	1	4	0 0	-12
9 Keshawn Barthelemy	G	31:06	2-11	0-5	0-0	1 0 1	2 0	4	1	0	0	0 0	-6
2 Jadrian Tracey		28:13	3-8	1-4	2-2	0 5 5	4 2	9	2	1	0	0 1	0
10 Kwame Evans Jr.		12:01	0-1	0-1	2-4	3 1 4	1 3	2	0	2	1	0 0	2
7 Supreme Cook		14:47	3-4	0-0	2-2	2 2 4	1 1	8	0	2	0	0 0	21
11 Mookie Cook		01:39	0-0	0-0	0-0	0 0 0	0 0	0	0	0	0	0 0	-4
Team						2 0 2		0					
Totals			24-60	5-20	18-22	11 21 32	19 20 71	13	10	9	1 2	-6	

Technical Fouls: NONE

Shooting By Period	
1 st FG%	10-31 32.3%
3PT%	2-6 25.0%
FT%	6-7 85.7%
2 nd FG%	14-29 48.3%
3PT%	3-12 25.0%
FT%	12-15 80%
GM FG%	24-60 40.0%
3PT%	5-20 25.0%
FT%	18-22 81.8%

Dead Ball Rebounds: 3, 0

Nebraska - 80

Record: 13-8 (3-7)

NO. Name	Min	FG M-A	3P M-A	FT M-A	Rebounds OR DR TOT	Fouls PF D	TP	AS	TO	ST	Blocks BS BA	+/-
4 Juwan Gary	F 40:45	5-10	0-0	3-4	3 5 8	3 2	13	0	1	3	2 2	5
23 Andrew Morgan	F 29:47	4-8	0-0	1-1	4 3 7	2 5	9	2	3	0	0 1	5
1 Sam Holberg	G 35:14	1-3	1-1	0-0	1 2 3	4 1	3	0	0	1	0 1	11
3 Brice Williams	G 41:09	10-26	0-2	7-10	1 7 8	3 5	27	4	1	1	1 3	6
34 Rolie Worster	G 17:51	3-9	1-7	0-0	0 4 4	2 0	7	2	0	1	0 0	-4
0 Connor Essegian	28:04	5-14	2-6	2-2	0 4 4	1 4	14	2	1	2	1 0	13
9 Berke Buyuktuncel	18:31	2-6	1-4	0-1	0 1 1	1 1	5	1	0	0	0 0	2
2 Ahron Ulis	11:16	1-2	0-0	0-0	0 1 1	2 0	2	4	0	1	0 0	-8
31 Cale Jacobsen	02:23	0-0	0-0	0-0	0 1 1	0 0	0	0	0	0	0 0	0
Team					4 1 5		0	0				
Totals		31-78	5-20	13-18	13 29 42	18 18	80	15	6	9	4 7	6

Technical Fouls: NONE

Shooting By Period	
1 st FG%	14-36 38.9%
3PT%	3-9 33.3%
FT%	9-11 81.8%
2 nd FG%	13-35 37.1%
3PT%	2-10 20.0%
FT%	2-4 50%
OT FG%	4-7 57.1%
3PT%	0-1 0.0%
FT%	2-3 66.7%
GM FG%	31-78 39.7%
3PT%	5-20 25.0%
FT%	13-18 72.2%

Dead Ball Rebounds: 1, 0

	ILL	NEB
Biggest lead	0 (1 st 20:00)	10 (1 st 2:23)
Best Scoring Run	5 (1 st 6:47)	8 (1 st OT 0:23)
Lead Changes	0	
Times Tied		
Time with Lead	00:00	39:30

Points from Turnovers	ILL	NEB
Paint	9	17
Second Chance	28	44
Fast Breaks	15	12
Bench	6	8
	34	21

Period by Period Scoring				
	1st	2nd	OT1	TOT
ILL	31	39	4	74
NEB	40	30	10	80

NEBRASKA 86, WASHINGTON 72



Official Basketball Box Score - Final
Nebraska at Washington
02/05/25 Alaska Airlines Arena, Seattle, WA
2024-25 Men's Basketball

Game Time: 7:30 PM
Game Duration: 1:55
Attendance: 6,384

Officials: Brian Dorsey, Doug Simons, Mike Littellwood

Nebraska - 86

Record: 15-8 (5-7)

NO. Name		Min	FG M-A	3P M-A	FT M-A	Rebounds OR DR TOT	Fouls PF FD	TP	AS	TO	ST	Blocks BS BA	+/-
4 Juwan Gary		24:50	6-10	2-4	3-4	1 6 7	3 2	17	1	1	0	1 1 1	
9 Berke Buyuktuncel	F	26:19	3-5	1-2	0-0	1 8 9	3 1	7	1	1	1	1 1 1	21
23 Andrew Morgan	F	17:04	4-6	0-0	0-3	0 1 1	1 4	8	2	0	1	0 0 0	0
1 Sam Holberg	G	33:05	2-4	0-0	3-3	0 3 3	1 2	7	4	0	3	1 0 0	16
3 Brice Williams	G	38:49	7-14	4-7	5-5	1 1 2	1 2	23	4	0	0	1 3 14	
0 Connor Essegian		20:41	5-9	4-5	2-2	0 1 1	0 1	16	1	0	0	0 1 0	
24 Rolie Worster		35:05	1-6	0-1	4-5	1 3 4	4 6	3	1	2	2	0 0 0	18
34 Braxton Meah		03:37	1-1	0-0	0-0	0 1 1	2 0	2	0	1	0	0 0 0	-4
2 Ahron Ulis		00:30	0-0	0-0	0-0	0 0 0	0 0	0	0	0	0	0 0 0	0
Team						2 0 2		0					
Totals			29-55	11-19	17-22	6 24 30	11 16	86	16	6	6	6 14	

Technical Fouls: NONE

Shooting By Period	
1 st FG%	13-26 50.0%
3PT%	5-10 50.0%
FT%	6-8 75%
2 nd FG%	16-29 55.2%
3PT%	6-9 66.7%
FT%	11-14 78.6%
GM FG%	29-55 52.7%
3PT%	11-19 57.9%
FT%	17-22 77.3%

Dead Ball Rebounds: 2, 1

Washington - 72

Record: 11-11 (2-9)

NO.	Name	Min	FG M-A	3P M-A	FT M-A	Rebounds OR DR TOT	Fouls PF FD	TP	AS	TO	ST	Blocks BS BA	+/-
1	Great Osobor	F 33:50	6-12	1-3	4-6	2 6 8	3 5	17	5	4	0	1 1	-9
32	Wilhelm Breidenbach	F 07:04	1-2	1-1	0-0	0 1 1	2 0	3	0	0	0	0 0	-2
0	Mekhi Mason	G 36:36	8-12	4-6	3-4	0 4 4	1 3	23	1	1	0	1 1	-8
8	Tyler Harris	G 38:03	5-10	3-6	1-2	2 9 11	3 3	14	0	1	0	1 0	-12
9	Zoom Diallo	G 30:08	5-13	0-2	0-0	1 1 2	2 0	10	3	2	1	1 3	-17
6	Tyree Ihenachio	24:31	0-2	0-2	0-0	0 1 1	1 0	0	3	0	0	1 1	-6
4	DJ Davis	20:27	1-4	1-4	0-0	0 0 0	1 0	3	1	0	0	0 0	-9
11	Franck Kepnang	06:10	1-1	0-0	0-0	0 1 1	3 0	2	0	1	0	1 0	-5
13	Jase Butler	03:11	0-1	0-1	0-0	0 0 0	0 0	0	0	0	0	0 0	-2
Team						3 0 3		0					
Totals			27-57	10-25	8-12	8 23 31	16 11	72	13	9	1	6 6	-14

Technical Fouls: NONE

Shooting By Period	
1 st FG%	17-32 53.1%
3PT%	9-16 56.3%
FT%	4-5 80%
2 nd FG%	10-25 40.0%
3PT%	1-9 11.1%
FT%	4-7 57.1%
GM FG%	27-57 47.4%
3PT%	10-25 40.0%
FT%	8-12 66.7%

Dead Ball Rebounds: 1, 0

	NEB	WASH
Biggest lead	16 (2 nd 0:41)	13 (1 st 11:57)
Best Scoring Run	11 (2 nd 15:06)	9 (1 st 13:50)
Lead Changes	6	
Times Tied	4	
Time with Lead	14:54	22:29

Points from	NEB	WASH
Turnovers	9	7
Paint	36	26
Second Chance	7	7
Fast Breaks	6	2
Bench	24	5



2024-25 Nebraska Men's Basketball Combined Team Statistics In Conference games

Page 1/1
as of Feb 09, 2025

Game Records

Record	Overall	Home	Away	Neutral
ALL GAMES	6-7	4-2	2-5	0-0
CONFERENCE	6-7	4-2	2-5	0-0
NON-CONFERENCE	0-0	0-0	0-0	0-0

Score by Periods

Team	1st	2nd	OT	TOT
Nebraska	439	496	21	956
Opponents	475	519	25	1019

Team Box Score

No.	Player				Total		3-Point		F-Throw		Rebounds													
		GP-GS	MIN	AVG	FG-FGA	FG%	3FG-3FGA	3FG%	FT-FTA	FT%	OFF	DEF	TOT	AVG	PF	DQ	A	TO	BLK	STL	PTS	AVG		
3	WILLIAMS, Brice	13-13	454:23	35.0	86-189	.455	22-68	.324	65-74	.878	7	56	63	4.8	18	0	41	31	5	12	259	19.9		
4	GARY, Juwan	13-13	411:18	31.6	67-154	.435	13-50	.260	39-53	.736	28	49	77	5.9	30	0	5	18	8	11	186	14.3		
0	ESSEGIAN, Connor	13-1	285:02	21.9	38-100	.380	25-68	.368	16-20	.800	2	30	32	2.5	11	0	15	10	2	8	117	9.0		
23	MORGAN, Andrew	13-4	259:40	20.0	46-78	.590	1-7	.143	15-33	.455	20	29	49	3.8	24	0	13	23	2	6	108	8.3		
24	WORSTER, Rollie	13-9	326:26	25.1	33-74	.446	4-19	.211	27-38	.711	4	41	45	3.5	28	0	35	12	5	13	97	7.5		
9	BUYUKTUNCCEL, Berke	13-11	304:43	23.4	30-76	.395	15-40	.375	4-9	.444	11	52	63	4.8	35	1	16	18	7	12	79	6.1		
1	HOIBERG, Sam	13-5	309:00	23.8	17-33	.515	8-17	.471	14-15	.933	4	23	27	2.1	31	1	26	11	1	14	56	4.3		
34	MEAH, Braxton	11-8	122:32	11.1	12-13	.923	0-0	.000	3-9	.333	8	19	27	2.5	15	0	7	7	3	3	27	2.5		
2	ULIS, Ahron	13-1	134:02	10.3	9-27	.333	2-9	.222	1-5	.200	2	11	13	1.0	12	0	21	7	0	6	21	1.6		
8	GRACE, Jeff	4-0	03:33	0.9	1-1	1.000	0-0	.000	0-1	.000	0	0	0	0.0	1	0	0	0	0	1	2	0.5		
31	JACOBSEN, Cale	8-0	23:16	2.9	1-3	.333	1-3	.333	1-2	.500	0	4	4	0.5	1	0	0	3	0	0	4	0.5		
12	GRIFFITHS, Gavin	4-0	16:04	4.0	0-5	.000	0-5	.000	0-0	.000	0	0	0	0.0	0	0	2	1	0	1	0	0.0		
Team											26	16	42					5						
Total		13	2650		340-753	.452	91-286	.318	185-259	.714	112	330	442	34.0	206	2	181	146	33	87	956	73.5		
Opponents		13	2650		363-804	.451	137-378	.362	156-210	.743	136	350	486	37.4	221	5	201	143	52	77	1019	78.4		

Team Statistics

	NEBR	OPP
Scoring	956	1019
Points per game	73.5	78.4
Scoring margin	-4.8	-
Field goals-att	340-753	363-804
Field goal pct	.452	.451
3 point fg-att	91-286	137-378
3-point FG pct	.318	.362
3-pt FG made per game	7.0	10.5
Free throws-att	185-259	156-210
Free throw pct	.714	.743
F-Throws made per game	14.2	12.0
Rebounds	442	486
Rebounds per game	34.0	37.4
Rebounding margin	-3.4	-
Assists	181	201
Assists per game	13.9	15.5
Turnovers	146	143
Turnovers per game	11.2	11.0
Turnover margin	-0.2	-
Assist/turnover ratio	1.2	1.4
Steals	87	77
Steals per game	6.7	5.9
Blocks	33	52
Blocks per game	2.5	4.0
Winning streak	4	-
Home win streak	2	-
Attendance	88819	79624
Home games-Avg/Game	6-14803	7-11375
Neutral site-Avg/Game	-	0-0

Team Results

Date	Opponent		Score	Att.
12/07/2024	at Michigan St.	L	52-89	14797
12/13/2024	Indiana	W	85-68	14635
01/04/2025	UCLA	W	66-58	15167
01/07/2025	at Iowa	Lot	87-97	7812
01/12/2025	at Purdue	L	68-104	14876
01/16/2025	Rutgers	L	82-85	13999
01/19/2025	at Maryland	L	66-69	11069
01/22/2025	Southern California	L	73-78	14492
01/26/2025	at Wisconsin	L	55-83	16838
01/30/2025	Illinois	Wot	80-74	14893
02/02/2025	at Oregon	W	77-71	7848
02/05/2025	at Washington	W	86-72	6384
02/09/2025	Ohio St.	W	79-71	15633



2024-25 Nebraska Men's Basketball Combined Team Statistics All games

Page 1/1
as of Feb 09, 2025

Game Records

Record	Overall	Home	Away	Neutral
ALL GAMES	16-8	10-2	4-5	2-1
CONFERENCE	6-7	4-2	2-5	0-0
NON-CONFERENCE	10-1	6-0	2-0	2-1

Score by Periods

Team	1st	2nd	OT	TOT
Nebraska	876	932	21	1829
Opponents	785	898	25	1708

Team Box Score

No.	Player				Total		3-Point		F-Throw		Rebounds											
		GP-GS	MIN	AVG	FG-FGA	FG%	3FG-3FGA	3FG%	FT-FTA	FT%	OFF	DEF	TOT	AVG	PF	DQ	A	TO	BLK	STL	PTS	AVG
3	WILLIAMS, Brice	24-24	775:53	32.3	149-314	.475	39-109	.358	128-142	.901	13	88	101	4.2	39	0	68	57	8	25	465	19.4
4	GARY, Juwan	24-24	686:55	28.6	108-246	.439	24-84	.286	75-98	.765	39	80	119	5.0	52	0	18	28	15	27	315	13.1
0	ESSEGAN, Connor	24-3	539:45	22.5	84-202	.416	58-142	.408	38-46	.826	4	59	63	2.6	25	0	24	23	2	11	264	11.0
24	WORSTER, Rollie	24-20	610:08	25.4	66-148	.446	9-38	.237	49-69	.710	13	84	97	4.0	41	0	67	32	7	23	190	7.9
23	MORGAN, Andrew	24-4	434:30	18.1	72-127	.567	3-12	.250	39-69	.565	36	67	103	4.3	45	0	21	34	6	8	186	7.8
9	BUYUKTUNCCEL, Berke	23-21	555:56	24.2	62-137	.453	21-65	.323	21-31	.677	32	104	136	5.9	55	1	31	32	17	24	166	7.2
1	HOIBERG, Sam	24-5	519:11	21.6	29-61	.475	11-27	.407	16-18	.889	8	43	51	2.1	43	1	41	20	2	31	85	3.5
34	MEAH, Braxton	21-18	288:08	13.7	29-37	.784	0-0	.000	6-16	.375	21	47	68	3.2	35	0	16	21	8	7	64	3.0
2	ULIS, Ahron	20-1	239:46	12.0	20-57	.351	4-20	.200	5-14	.357	8	21	29	1.5	22	0	33	12	0	12	49	2.5
12	GRIFFITHS, Gavin	12-0	109:45	9.1	11-33	.333	5-24	.208	0-0	.000	3	18	21	1.8	14	0	9	4	4	4	27	2.3
8	GRACE, Jeff	9-0	10:22	1.2	3-5	.600	0-0	.000	1-2	.500	2	1	3	0.3	1	0	0	0	0	1	7	0.8
31	JACOBSEN, Cale	16-0	73:02	4.6	3-10	.300	1-7	.143	2-3	.667	2	10	12	0.8	3	0	8	6	2	4	9	0.6
35	BURT, Henry	4-0	06:39	1.7	1-4	.250	0-1	.000	0-0	.000	0	0	0	0.0	1	0	0	0	0	0	2	0.5
Team											39	25	64					9				
Total		24	4850		637-1381	.461	175-529	.331	380-508	.748	220	647	867	36.1	376	2	336	278	71	177	1829	76.2
Opponents		24	4850		601-1445	.416	235-699	.336	271-386	.702	249	593	842	35.1	429	8	317	302	79	139	1708	71.2

Team Statistics

	NEBR	OPP
Scoring		
Points per game	76.2	71.2
Scoring margin	+5.0	-
Field goals-att		
Field goal pct	.461	.416
3 point fg-att		
3-point FG pct	.331	.336
3-pt FG made per game	7.3	9.8
Free throws-att		
Free throw pct	.748	.702
F-Throws made per game	15.8	11.3
Rebounds		
Rebounds per game	36.1	35.1
Rebounding margin	+1.0	-
Assists		
Assists per game	14.0	13.2
Turnovers		
Turnovers per game	11.6	12.6
Turnover margin	+1.0	-
Assist/turnover ratio	1.2	1.0
Steals		
Steals per game	7.4	5.8
Blocks		
Blocks per game	3.0	3.3
Winning streak		
Home win streak	2	-
Attendance		
Home games-Avg/Game	12-14843	9-11412
Neutral site-Avg/Game	-	3-4459

Team Results

Date	Opponent		Score	Att.
11/04/2024	UTRGV	W	87-67	14305
11/09/2024	Bethune-Cookman	W	63-58	15138
11/13/2024	FDU	W	86-60	14473
11/17/2024	vs Saint Mary's (CA)	L	74-77	3241
11/22/2024	at Creighton	W	74-63	18475
11/27/2024	South Dakota	W	96-79	15172
12/01/2024	North Florida	W	103-72	15359
12/07/2024	at Michigan St.	L	52-89	14797
12/13/2024	Indiana	W	85-68	14635
12/22/2024	vs Murray St.	W	66-49	5049
12/23/2024	at Hawaii	W	69-55	4611
12/25/2024	vs Oregon St.	W	78-66	5086
12/30/2024	Southern U.	W	77-43	14855
01/04/2025	UCLA	W	66-58	15167
01/07/2025	at Iowa	Lot	87-97	7812
01/12/2025	at Purdue	L	68-104	14876
01/16/2025	Rutgers	L	82-85	13999
01/19/2025	at Maryland	L	66-69	11069
01/22/2025	Southern California	L	73-78	14492
01/26/2025	at Wisconsin	L	55-83	16838
01/30/2025	Illinois	Wot	80-74	14893
02/02/2025	at Oregon	W	77-71	7848
02/05/2025	at Washington	W	86-72	6384
02/09/2025	Ohio St.	W	79-71	15633