

NEBRASKA

SOFTBALL



MARY NUTTER COLLEGIATE CLASSIC

THURSDAY	FRIDAY	SATURDAY	SUNDAY
vs. Baylor 4:30 p.m. (Central) Video: FloSoftball (\$)	vs. #11 Duke 3 p.m. (Central) Video: FloSoftball (\$)	vs. San Jose St. 7:30 p.m. (Central) Video: FloSoftball (\$)	vs. Utah 1 p.m. (Central) Video: FloSoftball (\$)
vs. #4 UCLA 9:30 p.m. (Central) Video: FloSoftball (\$)		vs. Howard 10 p.m. (Central) Video: FloSoftball (\$)	

Live audio of every Nebraska game available on Huskers.com & the Huskers app

The No. 16 Nebraska softball team will travel to Cathedral City, Calif., for the Mary Nutter Collegiate Classic from Feb. 20-23. NU will play six games in four days, including two against ranked opponents.

NU will open the tournament against Baylor on Thursday, Feb. 20 at 4:30 p.m. (CT) before taking on No. 4 UCLA at 9:30 p.m. (CT) on the same day. The Huskers will play one game on Friday against No. 11 Duke at 3 p.m. (CT). On Saturday, the Big Red will have back-to-back games against San Jose State at 7:30 p.m. (CT) and Howard at 10 p.m. (CT). The Huskers will close the tournament against Utah on Sunday, Feb. 23 at 1 p.m. (CT).

Nebraska went 5-0 last weekend at the Troy Cox Classic in Las Cruces, N.M., and all five wins came in run-rule fashion. NU notched numerous records, including scoring 100+ runs in the first 10 games of a season and scoring 10+ runs in five straight games for the first time in program history and hitting five home runs in three straight games for what is believed to be the first time in school history. Additionally, Ava Kuzak knocked three home runs against Montana to tie the school record for most home runs in a single game.

All six games this week will be available to watch on FloSoftball. Every game this season will have a free radio broadcast with Nate Rohr on the call. The radio broadcast is available at Huskers.com/listen and on the official Huskers app.

LEADING OFF

- The 2025 season marks the second straight year the Huskers have competed in the Mary Nutter Collegiate Classic, and the 10th overall.
- The Huskers moved up to No. 16 in the NFCA Coaches Poll.
- Jordy Bahl threw the 41st no-hitter in Nebraska softball history and the fourth of her career against Northern Colorado on Feb. 15. It was also the first for NU since Sarah Harness in 2023.
- Ava Kuzak and Jordy Bahl both earned Big Ten Weekly awards after impressive performances at the Troy Cox Classic last weekend.
- Bahl was named the NFCA Player of the Week, while Kuzak was recognized as a Softball America Star of the Week.
- At the Troy Cox Classic last weekend, NU outscored its opponents 69-9 while registering 20 home runs and 62 hits on a .446 batting average.
- The Huskers run-ruled all five of their opponents last weekend, including scoring 20 runs against Texas A&M-Corpus Christi. NU has scored 20+ runs four times in program history.
- Nebraska is 16-25 all-time at the Mary Nutter Collegiate Classic.

HUSKERS TO WATCH



Jordy Bahl threw a no-hitter at the Troy Cox Classic and allowed no earned runs across 10.0 innings over the weekend. She also was 10-for-16 at the plate with nine extra-base hits and four homers.



Ava Kuzak hit .643 in New Mexico and notched a school-record three home runs against Montana. She totaled nine hits, 13 RBIs and six homers across 16 at bats.

2025 SCHEDULE (8-2, 0-0 B1G)

NFCA Leadoff Classic (Clearwater, Fla.)		
Feb. 6	vs. #6 Tennessee	W, 7-1
Feb. 7	vs. Southern Mississippi	W, 12-2 (5)
Feb. 7	vs. Bethune-Cookman	W, 9-1 (5)
Feb. 8	vs. #13 Texas Tech	L, 5-6
Feb. 9	vs. #24 Mississippi State	L, 0-3
Troy Cox Classic (Las Cruces, N.M.)		
Feb. 14	vs. Texas A&M - CC	W, 20-1 (5)
Feb. 14	at New Mexico State	W, 10-0 (6)
Feb. 15	vs. Montana	W, 13-5 (6)
Feb. 15	vs. Northern Colorado	W, 10-0 (5)
Feb. 16	vs. Montana	W, 16-3 (5)
Mary Nutter Collegiate Classic (Cathedral City, Calif.)		
Feb. 20	vs. Baylor	4:30 p.m.
Feb. 20	vs. #4 UCLA	9:30 p.m.
Feb. 21	vs. #11 Duke	3 p.m.
Feb. 22	vs. San Jose State	7:30 p.m.
Feb. 22	vs. Howard	10 p.m.
Feb. 23	vs. Utah	1 p.m.
Wichita State Tournament (Wichita, Kan.)		
Feb. 28	vs. South Dakota State	10 a.m.
Feb. 28	vs. Oklahoma State	12:30 p.m.
March 1	vs. Missouri	3 p.m.
March 1	at Wichita State	5:30 p.m.
March 2	vs. Missouri	12 p.m.
Big Red Spring Fling (Bowlin Stadium)		
March 6	Northern Colorado	2:30 p.m.
March 6	Northern Colorado	5 p.m.
March 7	Northern Iowa	5 p.m.
March 8	South Dakota State	2:30 p.m.
March 9	Northern Iowa	2:30 p.m.
March 14	at Ohio State	5 p.m.
March 15	at Ohio State	1 p.m.
March 16	at Ohio State*	12 p.m.
March 21	Minnesota	5 p.m.
March 22	Minnesota	1 p.m.
March 23	Minnesota	12 p.m.
March 26	at Omaha	5 p.m.
March 29	Purdue	1 p.m.
March 30	Purdue	5 p.m.
March 31	Purdue	4 p.m.
April 4	at Iowa	5 p.m.
April 5	at Iowa	2 p.m.
April 6	at Iowa	1 p.m.
April 9	Creighton	6 p.m.
April 12	at Northwestern	TBA
April 13	at Northwestern	4 p.m.
April 14	at Northwestern	TBA
April 18	Indiana	5 p.m.
April 19	Indiana	1 p.m.
April 25	at Washington	8 p.m.
April 26	at Washington	TBA
April 27	at Washington	3 p.m.
May 2	Maryland	5 p.m.
May 3	Maryland	1 p.m.
May 4	Maryland	12 p.m.
May 7-10	at Big Ten Tournament (West Lafayette, Ind.)	

*game will not count toward Big Ten standings

NEBRASKA SOFTBALL FACTS

UNIVERSITY INFORMATION

Location	Lincoln, Neb.
Population	293,678
Founded	1869
Enrollment	24,431
Nickname	Cornhuskers, Huskers
Colors	Scarlet & Cream
Conference	Big Ten
Director of Athletics	Troy Dannen

ATHLETIC COMMUNICATIONS

Softball Contact	Paige Trutna
E-Mail	ptrutna2@huskers.com
Cell Phone	(402) 429-7576

2025 COACHING STAFF

Head Coach	Rhonda Revelle
Nebraska Record	1,127-665 (33rd year)
Career Record	1,135-681 (34th year)
Assoc. Head Coach	Lori Sippel (36th year)
Assistant Coach	Diane Miller (17th year)
Assistant Coach	Olivia Ferrell (2nd year)
Graduate Assistant	Allie Light (1st year)
Director of Operations	Erin Bohling (5th year)

2024 SEASON REVIEW

Overall Record	30-23
Big Ten Record (Finish)	12-9 (4th)
NCAA Record (Finish)	N/A

2025 TEAM OUTLOOK

Letterwinners Returning/Lost	14/8
Total Starters Returning/Lost	5/5
Position Starters Returning/Lost	5/3
Starting Pitchers Returning/Lost	0/2
Returning All-Conference Players	7*
Returning All-Region Players	6*
Returning All-Americans	1*
Newcomers	11

*includes honors at a player's previous school

STADIUM INFORMATION

Home Stadium	Bowlin Stadium
Record at Bowlin Stadium	274-120 (.695)

PROGRAM HISTORY

First Year of Softball	1976
All-Time Record	1,608-960 (.618)
All-Time Conference Record	454-327 (.581)
Big Ten Record	173-118 (.594)
Overall Conference Titles	20
Big Eight Titles	12
Big 12 Titles	6
Big Ten Titles	2
NCAA Tournament Appearances	26
WCWS Appearances	7
NCAA Tournament Record	65-56 (.537)
NCAA Regional Record	55-39 (.585)
NCAA Super Regional Record	2-3 (.400)
WCWS Record	8-14 (.363)
NFCA All-Americans	30
CSC Academic All-Americans	31

PRONUNCIATION GUIDE

Katelyn Canada	kuh-NAY-duh
Hannah/Lauren Camenzind	Cam-en-zin-d
Ava Kuszak	KOOS-zak
McKinley Malecha	muh-LECK-uh
Carlie Muhlbach	Mule-bock
Caitlin Olensky	oh-LEN-ski
Rhonda Revelle	ruh-VELL
Lori Sippel	Sih-pull
Abbie Squier	SKWHY-er
Malia Thoms	TOMES
Talia Tokheim	TALL-yuh TOKE-heim
Haidyn Warner	WERE-nerr

NEBRASKA ROSTER & SCHEDULE NOTES

• Nebraska's roster features 25 players, tied for the largest roster in school history. The roster features 10 Nebraska natives.

• Nebraska's squad is made up of three seniors, 11 juniors, six sophomores and five freshmen. The junior class is the largest of its kind in program history.

ALL-REGION PLAYERS

- Jordy Bahl, RHP/UTL*
 - Ava Bredwell, C
 - Lauren Camenzind, INF*
 - Katelyn Canada, INF
 - Ava Kuszak, INF*
 - Abbie Squier, OF
- *all-region selection at previous school

ALL-CONFERENCE PLAYERS

- Jordy Bahl, RHP/UTL*
 - Ava Bredwell, C
 - Hannah Camenzind, LHP/UTL*
 - Katelyn Canada, INF
 - Ava Kuszak, INF*
 - Kylee Magee, RHP*
 - Abbie Squier, OF
- *all-conference selection at previous school

2025 TEAM CAPTAINS

- Jordy Bahl, Jr.
- McKinley Malecha, Sr.
- Abbie Squier, Sr.

• **Rhonda Revelle** has won more games than any other head coach (male or female) in the history of Husker Athletics. Entering the 2025 season, Revelle has the sixth-most wins of any active Division I head coach. Revelle is in her 33rd season and is the longest-tenured head coach in Husker Athletics history.

• Associate Head Coach **Lori Sippel** is in her 36th year at Nebraska. Sippel is the

longest-tenured female assistant coach in the history of Nebraska Athletics.

• Revelle (1981-83) and Sippel (1985-88) also played for NU. Including their playing and coaching careers, Revelle and Sippel have been a part of 1,431 of Nebraska's 1,608 all-time victories (89 percent).

• Assistant coach **Diane Miller** rounds out the Husker coaching staff. In her 17th season, Miller has helped Nebraska's offense set more than 40 school records.

• The Huskers are scheduled to play 51 regular-season games in 2025, including 17 home games, 19 neutral-site games and 15 away games. This will mark the second straight year that NU will have more home games than true road games on the schedule.

• Nebraska will play a 22-game Big Ten schedule in 2025. This year marks the first season that Oregon, UCLA and Washington have joined the conference. The Huskers will play three-game series against Minnesota, Purdue, Iowa, Northwestern, Washington and Maryland. NU will host Indiana for a two-game series and will play three games against Ohio State, with two counting toward conference standings. The Big Red will also face UCLA at the Mary Nutter Collegiate Classic – that game will not count toward the Big Ten standings.

• The 2025 Big Ten Tournament will be held in West Lafayette, Ind., from May 7-10.

2025 NEBRASKA NUMERICAL ROSTER

NO.	NAME	POS.	B/T	HT.	YR.	HOMETOWN
00	McKinley Malecha	C	R/R	5-8	Sr.	Lakeville, Minn.
1	Olivia DiNardo	C/UTL	L/R	5-7	Jr.	San Mateo, Calif.
2	Lauren Camenzind	INF/C	R/R	5-7	Jr.	Valley, Neb.
3	Bella Bacon	INF	R/R	5-10	Jr.	Omaha, Neb.
4	Malia Thoms	INF/OF	L/R	5-4	So.	Lincoln, Neb.
5	Macie Vickers	C	R/R	5-7	Fr.	Escalon, Calif.
7	Ava Kuszak	INF	R/R	5-7	Jr.	Broomfield, Colo.
8	Abbie Squier	OF	R/R	5-7	Sr.	Lincoln, Neb.
9	Hannah Camenzind	LHP/UTL	L/L	5-7	Jr.	Valley, Neb.
11	Talia Tokheim	OF	R/R	5-7	Jr.	San Carlos, Calif.
14	Kacie Hoffmann	OF	L/L	5-9	Jr.	Elkhorn, Neb.
15	Kennadi Williams	UTL	R/R	5-4	Fr.	Lincoln, Neb.
18	Nessa McMillen	OF/UTL	R/R	5-9	Fr.	Blair, Neb.
22	Caitlin Olensky	LHP	L/L	5-5	So.	Montville, N.J.
24	Ava Bredwell	C	R/R	5-7	Sr.	Shawnee, Kan.
26	Alina Felix	OF	L/R	5-7	Jr.	Tucson, Ariz.
27	Natalia Hill	INF/OF	R/R	5-3	Fr.	Norwalk, Calif.
29	Samantha Bland	INF	R/R	5-7	So.	Chino Hills, Calif.
31	Kylee Magee	RHP	R/R	5-9	So.	Anaheim, Calif.
33	Emmerson Cope	RHP/UTL	R/R	5-11	So.	Topeka, Kan.
55	Dakota Carter	OF	R/R	5-6	Jr.	Eastvale, Calif.
66	Katelyn Canada	INF	L/R	5-2	Jr.	Cerritos, Calif.
72	Carlie Muhlbach	C/UTL	R/R	5-7	Fr.	Gretna, Neb.
77	Haidyn Warner	C	R/R	5-9	Jr.	Oro Valley, Ariz.
98	Jordy Bahl	RHP/UTL	R/R	5-8	Jr.	Papillion, Neb.

BAHL, KUSZAK EARN WEEKLY HONORS

Jordy Bahl and **Ava Kuszak** were named Big Ten Co-Pitcher of the Week and Big Ten Co-Player of the Week, respectively. Kuszak was also a Softball America Star of the Week, while Bahl garnered NFCA Player of the Week Honors.

- The last time that a Nebraska softball player won a Big Ten weekly award was last season, when Billie Andrews was named the Player of the Week on March 18, 2024.
- The last time that NU had a Player of the Week and Pitcher of the Week in the same week was in 2016, when MJ Knighten won Player of the Week and Cassie McClure won Pitcher of the Week.
- In the circle, Bahl pitched 10.0 scoreless innings, allowed only two singles and struck out 13 batters.
- Bahl pitched a 5.0-inning no-hitter, the 41st in school history and fourth in her career, against Northern Colorado.
- Bahl also enjoyed an impressive weekend at the plate, as she was 10-for-16 (.625) with nine extra-base hits, four doubles, four home runs, one triple, nine runs scored and nine RBIs. The Papillion, Neb., native averaged 2.0 hits, 1.8 extra-base hits, 1.8 runs and 1.8 RBIs per game.
- Kuszak went 9-for-14 (.643) with six home runs in five games and averaged 1.8 hits, 1.2 home runs, 2.0 runs and 2.6 RBIs per game in only 14 at bats and 19 plate appearances.
- Kuszak homered in four of Nebraska's five games, including tying the Nebraska and Big Ten record with three home runs as part of a 4-for-4 day against Montana in the final game of the tournament.

NEBRASKA'S INDIVIDUAL NATIONAL AND CONFERENCE RANKS

Stat	Player	National Rank	Big Ten Rank	Value
Home Runs	Ava Kuszak	1	1	8
Home Runs per Game	Ava Kuszak	1	1	0.8
Runs	Ava Kuszak	3	1	16
Runs per Game	Ava Kuszak	3	1	1.60
Total Bases	Ava Kuszak	3	1	41
RBIs	Ava Kuszak	5	2	19
Runs per Game	Jordy Bahl	6	2	1.56
Slugging Percentage	Ava Kuszak	6	1	1.414
RBIs per Game	Ava Kuszak	7	3	1.90
Slugging Percentage	Jordy Bahl	7	2	1.385
Total Bases	Jordy Bahl	9	3	36
Doubles	Jordy Bahl	10	1	5
Runs	Jordy Bahl	16	4	14
ERA	Jordy Bahl	19	2	0.30
Complete Games	Jordy Bahl	19	2	3
Strikeouts	Jordy Bahl	28	6	30
Batting Average	Ava Kuszak	31	2	0.552
Batting Average	Jordy Bahl	41	4	0.538
ERA	Emmerson Cope	44	5	0.62

HUSKER OFFENSE DOMINANT IN LAS CRUCES

Nebraska's bats shone bright at the Troy Cox Classic. NU finished with a record of 5-0 and all five wins came in run-rule fashion.

- The Huskers outscored their opponents 69-9 in New Mexico.
- As a team, Nebraska hit .446 and notched 20 home runs, 62 hits, 10 doubles and 63 RBIs.
- Every player that had at least two at-bats in Las Cruces hit over .280, and 10 players hit .400 or above.

HUSKERS IN THE RECORD BOOKS

The Nebraska softball team set numerous program bests, both team and individual, at the Troy Cox Classic.

- The Big Red scored 10+ runs in five straight games for the first time in program history.
- NU notched five home runs in three straight games for what is believed to be the first time in school history.
- Nebraska scored 102 runs in its first 10 games of the season, which marks the quickest the team has hit the 100 run milestone.
- **Ava Kuszak** posted three home runs in the second game against Montana and is now tied with Kaylan Jablonski and Christie McCoy for the school record.

NEBRASKA BY THE NUMBERS

65 NCAA TOURNAMENT WINS
Nebraska has won 65 games in its 26 NCAA Tournament appearances (65-56). The 65 postseason wins rank 20th in NCAA history.

31 ACADEMIC ALL-AMERICANS
Huskers have combined to earn 31 Academic All-America honors, a total that ranks third among all Division I softball programs.

30 ALL-AMERICANS
A total of 18 Huskers have combined for 30 All-America awards, including eight multi-time All-Americans.

26 NCAA TOURNAMENTS
The Huskers have made 26 appearances in the NCAA Tournament, including 13 straight from 1995 to 2007. Nebraska's 26 postseason appearances rank 14th in NCAA history.

24 REVELLE ALL-AMERICANS
Rhonda Revelle has guided 15 players to a total of 24 All-America honor in her first 32 seasons as Nebraska's head coach.

20 CONFERENCE TITLES
Nebraska has won a total of 20 conference championships. The Huskers won 12 Big Eight titles, six Big 12 crowns and have captured a pair of Big Ten titles.

15 TOP-25 RANKINGS
Nebraska has been ranked in the final NFCA poll in 15 of the 29 years the poll has existed. The Huskers were one of only six teams nationally to be ranked in the final poll in each of the first 12 years it existed (1995 to 2006).

15 REVELLE ACADEMIC ALL-AMERICANS
Rhonda Revelle has produced 15 academic All-Americans at Nebraska. That total ranks fourth among all active Division I softball head coaches.

7 WCWS APPEARANCES
Nebraska has advanced to the Women's College World Series seven times to rank 15th in NCAA history.

4 SOFTBALL OLYMPIANS
Four former Huskers have competed in the Olympics, combining for five Olympic Games. A fifth Husker (Taylor Edwards) was a 2020 Olympic alternate for Team USA.

COLLEGE SOFTBALL POLLS

USA TODAY/NFCA COACHES POLL

Rk.	Team	Record	Pts.	Prev.
1.	Texas (30)	11-0	774	1
2.	Oklahoma (1)	10-0	730	3
3.	Florida	13-1	718	2
4.	UCLA	9-1	643	4
5.	Tennessee	10-1	627	6
6.	LSU	10-0	616	7
7.	Texas A&M	9-1	603	5
8.	Florida State	8-1	582	8
9.	Georgia	9-0	498	10
10.	Arkansas	10-0	441	13
11.	Duke	7-3	415	12
12.	Texas Tech	8-3	407	11
13.	Arizona	10-1	397	15
14.	Oklahoma State	5-4	388	9
15.	Virginia Tech	8-2	306	17
16.	Nebraska	8-2	304	18
17.	Mississippi State	9-1	277	19
18.	Stanford	9-0	246	20
19.	Oregon	10-1	224	21
20.	Auburn	11-0	208	NR
21.	South Carolina	10-0	136	NR
22.	Missouri	6-5	119	16
23.	Alabama	5-6	116	14
24.	Kentucky	6-4	60	23
25.	San Diego State	8-2	40	NR

ESPN.COM/USA SOFTBALL POLL

Rk.	Team	Record	Pts.	Prev.
1.	Texas (25)	11-0	625	1
2.	Oklahoma	10-0	593	3
3.	Florida	13-1	563	2
4.	UCLA	9-1	535	4
5.	LSU	10-0	513	7
6.	Texas A&M	10-1	488	5
7.	Tennessee	10-1	482	6
8.	Florida State	8-1	471	9
9.	Georgia	9-0	393	11
10.	Arkansas	10-0	360	13
11.	Arizona	10-1	345	15
12.	Texas Tech	8-3	342	8
13.	Oklahoma State	5-4	334	10
14.	Duke	7-3	316	14
15.	Nebraska	8-2	286	17
16.	Mississippi State	9-1	240	19
17.	Virginia Tech	8-2	215	18
18.	Auburn	11-0	186	RV
19.	Oregon	10-1	160	20
20.	Stanford	9-0	132	22
21.	Alabama	5-5	118	12
22.	Missouri	6-5	99	16
23.	San Diego State	8-2	90	NR
24.	South Carolina	10-0	76	RV
25.	Liberty	8-3	44	RV

NEBRASKA'S TEAM NATIONAL AND CONFERENCE RANKS

Stat	National Rank	Big Ten Rank	Value
Home Runs	1	1	24
Home Runs per Game	1	1	2.4
Scoring	2	1	10.20
RBIs per Game	3	1	8.9
Total Runs	4	2	102
Strikeout-to-Walk Ratio	7	2	4.91
Batting Average	8	3	.380
ERA	9	1	1.24
Hits	10	2	103

WHAT NEBRASKA RETURNS IN 2025

Nebraska's 2025 roster consists of 25 total athletes. Fourteen of those are returners.

- The Huskers welcome back 14 letterwinners from last season – Bella Bacon, Jordy Bahl, Samantha Bland, Ava Bredwell, Katelyn Caneda, Dakota Carter, Emmerson Cope, Alina Felix, Mckinley Malecha, Caitlin Olensky, Abbie Squier, Malia Thoms, Talia Tokheim and Haidyn Warner.
- NU returns half of its starting lineup from 2024 in outfielder **Samantha Bland**, catcher **Ava Bredwell**, first baseman **Bella Bacon**, second baseman **Katelyn Caneda** and designated player **Emmerson Cope**.
- Nebraska returns three of its top five hitters from 2024 – **Ava Bredwell** (.329), **Emmerson Cope** (.304) and **Alina Felix** (.302).
- Returners **Ava Bredwell**, **Samantha Bland**, **Bella Bacon** and **Katelyn Caneda** each started in more than 95 percent of the Huskers' games last season.

HUSKERS HIT THE PORTAL

Nebraska utilized the transfer portal this offseason, bringing in six new players -- **Hannah** and **Lauren Camenzind** and **Kacie Hoffmann** from Arkansas, **Olivia DiNardo** from Arizona, **Kylee Magee** from Arizona State and **Ava Kuszak** from Wisconsin.

- **Hannah Camenzind** was a second-team All-SEC member in 2023. Over her two seasons with the Razorbacks, she posted a 14-3 record with 3.11 ERA over 119.1 total innings. At the plate, she batted .308.
- **Lauren Camenzind** was a third-team NFCA All-South Region member in 2023. Over her two seasons at Arkansas, she played in 86 games (79 starts) at both catcher and shortstop.
- **DiNardo** racked up numerous accolades during her two years at Arizona. She was a second-team NFCA All-West Region member in 2023 and a Third-Team member in 2024 and was named a Second-Team All-Pac-12 and Pac-12 All-Freshman Team honoree in 2023. Over the course of two seasons with the Wildcats, DiNardo started 102 games and built up a batting average of .340, along with 15 doubles, 20 home runs and 74 RBIs.
- **Hoffmann** played in 106 games with 96 starts during her time with Arkansas. She hit .244 and logged 16 doubles, 15 home runs and 47 RBIs.

THE LAST TIME A HUSKER

Had 6+ At Bats	5 players vs. Wisconsin (5/8/16)
Had 5+ Hits	Brooke Andrews (5) vs. Northern Colorado (3/17/24)
Scored 4+ Runs	Billie Andrews (4) vs. Northern Colorado (3/17/24)
Had 3+ Doubles	Cam Ybarra (4) vs. Lehigh (3/7/20)
Had 2+ Homers	Ava Kuszak (3) vs. Montana (2/16/25)
Had 3+ Homers	Ava Kuszak (3) vs. Montana (2/16/25)
Homered in 1st Career AB	Hailey Decker vs. UIC (2/8/13)
Stole 3+ Bases	Nikki Haget (3) vs. La Salle (3/12/11)
Drew 4+ Walks	Billie Andrews (4) vs. Rutgers (4/2/22)
Had 3+ HBP	Samantha Owen (3) vs. Pittsburgh (2/17/19)
Had 5+ RBIs	Ava Kuszak (6) vs. Montana (2/16/25)
Threw a No-Hitter	Jordy Bahl vs. Northern Colorado (5 inn., 2/15/25)
Threw a Perfect Game	Ashley DeBuhr vs. Iowa St. (4/13/05)
Had 10+ Strikeouts	Jordy Bahl vs. No. 13 Texas Tech (2/8/25)
Had 15+ Strikeouts	Ashley Hagemann (17) at Omaha (4/19/12)
Had a 10-Game Hit Streak	Brooke Andrews (11) in 2023
Had a 15-Game Hit Streak	Billie Andrews (19) in 2024
Had a 20-Game Hit Streak	Billie Andrews (23) in 2022
Had a 25-Game Hit Streak	Taylor Edwards (25) in 2013-14

- **Kuszak** earned second-team All-Big Ten honors and third-team NFCA All-Great Lakes Region accolades in 2024. During her two seasons at Wisconsin, she played in 76 games with 65 starts and notched 16 doubles, 10 home runs and 33 RBIs on a .278 batting average.
- **Magee** was named a member of the Pac-12 All-Freshman Team at Arizona State in 2023. She suffered an injury early in the 2024 season. She pitched in 27 games with 24 starts and compiled a 3.51 ERA and two saves, along with striking out 79 batters in 89.2 innings.

NEBRASKA'S TRANSFERS

PLAYER	POS.	CLASS	PREVIOUS SCHOOL
Hannah Camenzind	LHP/UTL	Jr.	Arkansas
Lauren Camenzind	INF/C	Jr.	Arkansas
Olivia DiNardo	C/UTL	Jr.	Arizona
Kacie Hoffmann	OF	Jr.	Arkansas
Ava Kuszak	INF	Jr.	Wisconsin
Kylee Magee	RHP	So.	Arizona State

HUSKERS RETURNING FROM INJURIES

Nebraska faced significant adversity in 2024, as a total of six players suffered season-ending injuries, including four that are returning for the 2025 season. Additionally, Arizona State transfer Kylee Magee had to use the offseason for rehab.

- **Jordy Bahl** suffered a knee injury in the Huskers' 2024 season opener that required season-ending surgery. Bahl was a First-Team All-American, the Big 12 Pitcher of the Year and one of 10 national finalists for player of the year in 2022 and 2023.
- **Abbie Squier**, a returning All-Big Ten and all-region selection, returns after being out for the 2024 season due to surgery. In 2022 and 2023, she was the Big Red's starting left fielder.
- **Dakota Carter**, the Huskers' designated player, was deemed out for the 2024 season before it even began. In 2023, she scored 13 runs as a pinch runner and appeared in 39 games.
- **Caitlin Olensky** suffered a season-ending injury in the Huskers' conference opener against Illinois last year. Before her injury, she compiled a record of 3-2 with a team-best 3.30 ERA.
- **Emmerson Cope** was out for almost a month of the 2024 season after battling a back injury. When she was in the lineup, the Topeka, Kan., native amassed an ERA of 4.76 in the circle. She racked up 21 hits, 10 runs, six homers and 19 RBIs.
- **Talia Tokheim** missed the first 23 games of the season while rehabbing an injury from 2023. She returned for nine games before suffering another season-ending injury in game three of the Penn State series. In her limited time on the field, she notched 46 total bases and seven home runs.
- **Kylee Magee** suffered a season-ending injury after racking up six appearances with four starts in her sophomore year with the Sun Devils. In her first two years at Arizona State, she struck out 79 batters in 89.2 innings.

THE LAST TIME NEBRASKA...

Beat a No. 1 Team	vs. No. 1 Michigan (1-0 on 4/8/16)
Beat a Top-5 Team	vs. No. 1 Michigan (1-0 on 4/8/16)
Beat a Top-10 Team	vs. No. 6 Tennessee (7-1 on 2/6/25)
Beat a Ranked Team	vs. No. 6 Tennessee (7-1 on 2/6/25)
Won When Trailing After 6 Innings	at Wisconsin (3/31/24)
Lost When Leading After 6 Innings	vs. No. 13 Texas Tech (2/8/25)
Scored 10+ Runs	vs. Montana [16] (2/16/25)
Scored 15+ Runs	vs. Montana [16] (2/16/25)
Scored 20+ Runs	vs. Texas A&M-Corpus Christi (2/14/25)
Allowed 10+ Runs	at Michigan [11] (4/21/24)
Allowed 15+ Runs	vs. Wichita State [17] (3/2/24)
Allowed 20+ Runs	vs. Northwestern [22] (4/27/23)
Recorded 15+ Hits	vs. Montana [17] (2/16/25)
Recorded 20+ Hits	at Maryland [21] (4/3/16)
Hit 6+ Doubles	vs. Montana [6] (2/17/24)
Hit 4+ Home Runs	vs. Montana [5] (2/15/25)
Stole 6+ Bases	at Purdue [6] (4/13/19)
Drew 10+ Walks	vs. Omaha [10] (2/11/22)
Was No-Hit	at No. 24 Minnesota (4/7/21)

COLLEGE SOFTBALL POLLS

D1 SOFTBALL POLL

Rk.	Team	Record	Prev.
1.	Texas	11-0	2
2.	Oklahoma	10-0	4
3.	Florida	13-1	1
4.	Florida State	8-1	6
5.	LSU	10-0	8
6.	Tennessee	10-1	5
7.	UCLA	9-1	3
8.	Texas A&M	10-1	7
9.	Arkansas	10-0	13
10.	Arizona	10-1	10
11.	Oklahoma State	5-4	9
12.	Georgia	9-0	12
13.	Duke	7-3	14
14.	Texas Tech	8-3	11
15.	Nebraska	8-2	19
16.	Virginia Tech	8-2	16
17.	Mississippi State	9-1	17
18.	Auburn	11-0	NR
19.	San Diego State	8-2	NR
20.	Stanford	9-0	23
21.	Missouri	6-5	15
22.	Liberty	8-3	24
23.	Oregon	10-1	21
24.	South Carolina	10-0	NR
25.	Florida Atlantic	9-2	18

SOFTBALL AMERICA POLL

Rk.	Team	Record	Prev.
1.	Texas	11-0	2
2.	Oklahoma	10-0	3
3.	Florida	13-1	1
4.	UCLA	9-1	4
5.	Florida State	8-1	7
6.	LSU	10-0	10
7.	Tennessee	10-1	6
8.	Texas A&M	10-1	5
9.	Arizona	10-1	11
10.	Arkansas	10-0	13
11.	Georgia	9-0	14
12.	Oklahoma State	5-4	9
13.	Texas Tech	8-3	8
14.	Nebraska	8-2	17
15.	Duke	8-3	16
16.	Mississippi State	9-1	21
17.	Auburn	11-0	NR
18.	San Diego State	8-2	NR
19.	Virginia Tech	8-2	18
20.	Liberty	8-3	20
21.	Oregon	10-1	22
22.	South Carolina	10-0	25
23.	Alabama	5-5	12
24.	Missouri	6-5	15
25.	FAU	9-2	19

BIG TEN STANDINGS

Rk.	Team	Overall Record
1.	Oregon	10-1
2.	UCLA	9-1
3.	Indiana	8-1
4.	Nebraska	8-2
5.	Iowa	6-3
6.	Ohio State	5-3-1
7.	Wisconsin	6-4
8.	Michigan	5-4
9.	Purdue	6-5
10.	Northwestern	5-5
11.	Rutgers	5-5
12.	Washington	5-5
13.	Illinois	4-5
14.	Maryland	4-6
15.	Michigan State	3-5
16.	Penn State	3-7
17.	Minnesota	2-7

HUSKER CONFERENCE HISTORY

BIG EIGHT CONFERENCE (1976-1995)

Year	Record	Finish	Tournament
1977	1-4	t-4th	N/A
1978	4-3	7th	t-6th
1979	3-8	6th	t-6th
1980	8-9	4th	N/A
1981	5-6	3rd	3rd
1982	9-3	1st	1st
1983	3-7	7th	N/A
1984	6-2	1st	1st
1985	11-1	1st	1st
1986	9-3	1st	1st
1987	8-2	1st	1st
1988	7-3	1st	1st
1989	6-4	3rd	t-5th
1990	3-5	5th	2nd
1991	3-5	5th	t-4th
1992	2-6	5th	t-4th
1993	5-11	5th	N/A
1994	5-15	6th	N/A
1995	10-6	3rd	N/A

TOTAL 108-103 12 total titles

BIG 12 CONFERENCE (1996-2011)

Year	Record	Finish	Tournament
1996	10-8	4th	2nd
1997	10-6	4th	5th
1998	16-0	1st	1st
1999	10-8	4th	2nd
2000	15-2	2nd	1st
2001	16-2	1st	5th
2002	11-5	2nd	2nd
2003	10-8	6th	t-4th
2004	14-3	1st	1st
2005	9-9	7th	t-5th
2006	13-4	2nd	t-3rd
2007	10-8	5th	t-5th
2008	4-14	t-9th	2nd
2009	9-9	5th	t-5th
2010	7-11	t-6th	t-5th
2011	9-9	6th	N/A

TOTAL 173-106 6 total titles

BIG TEN CONFERENCE (2012-PRES.)

Year	Record	Finish	Tournament
2012	14-9	3rd	N/A
2013	16-6	2nd	t-3rd
2014	18-5	t-1st	t-5th
2015	17-6	3rd	2nd
2016	13-9	5th	t-5th
2017	13-10	5th	t-9th
2018	9-13	9th	t-9th
2019	9-14	t-8th	t-9th
2021	22-22	8th	N/A
2022	17-5	2nd	1st
2023	13-10	4th	t-3rd
2024	12-9	4th	t-3rd

TOTAL 173-118 2 total titles

SCOUTING BAYLOR (6-4)

The Bears have compiled a record of 6-4 on the year, having competed at the Aggie Classic and Gettman Classic. Baylor, which is receiving votes in the NFCA Coaches Poll, bats .332 and has an ERA of 4.90 in 10 games this season.

- **Turiya Coleman** has a .519 batting average across 27 at bats. She has also notched 14 hits, which ties for most on the team along with 12 RBIs, nine runs, four doubles and a home run.
- **Brooklyn Carter**, a transfer from Washington, is 14-for-33 on the season with 10 runs, eight RBIs, three doubles and a home run.
- **Ashlyn Wachtendorf, Presleigh Pilon, Amber Toven** and **Karynton Dawson**, along with Coleman and Carter, have started all 10 games for the Bears. All have a batting average above .250.
- **Sadie Ross** has pitched the most innings for Baylor with 18.2. She has an ERA of 4.12 and has struck out seven batters while walking 10.
- **Lexie Warncke** has compiled an ERA of 2.93 over 14.1 innings. She has allowed six earned runs and racked up a 2-0 record over five appearances.
- The Bears are led by **Glenn Moore**, who is in his 25th season as head coach. He owns a career record of 1,059-512.

SCOUTING #4 UCLA (9-1)

The Bruins are 9-1 on the season and ranked No. 4 in the NFCA Coaches Poll. UCLA hits .390 as a team and has outscored its opponents 75-17 this year. Its pitching staff has compiled an ERA of 1.97.

- **Savannah Pola** is 15-for-30 (.500) and has registered 12 runs, eight RBIs, four doubles, a triple and a home run.
- **Jessica Clements**, a Cal Poly transfer, averages .455 and has 15 hits and 11 runs this year. She has also notched three doubles.
- **Jordan Woolery** has the second-highest batting average on the team at .483 and has notched 14 hits in 29 at bats. She has also knocked four home runs this season.
- **Kaitlyn Terry** is the Bruins' ace pitcher and totals an ERA of 1.06. She has a record of 5-1 this season and has pitched 26.1 innings. Terry has notched 34 strikeouts and only allowed three walks and four earned runs.
- **Addisen Fisher** is 3-0 across six appearances for UCLA and owns an ERA of 1.11. She has struck out 18 batters and walked four across 19.0 innings.
- **Kelly Inouye-Perez** is in her 19th season as head coach of the Bruins and is 827-210-1 in her career.

SCOUTING #11 DUKE (7-3)

Duke is 7-3 so far this season and is ranked No. 11 in the NFCA Coaches Poll. The Blue Devils hit .344 as a team and have a total of 89 hits to their opponents' 58. They own an ERA of 3.27.

NEBRASKA'S 2025 RECORD WHEN...

Overall	8-2	Out-Hitting Opponent	8-0
Non-Conference	8-2	Out-Hit by Opponent	0-1
Big Ten Conference	0-0	Scoring First	4-1
Home	0-0	Opponent Scores First	4-1
Neutral	7-2	Scoring in the First Inning	4-1
Road	1-0	Scoring Fewer than 3 Runs	0-1
Night Games	2-0	Scoring 5 or More Runs	2-0
Day Games	6-2	Scoring 10 or More Runs	6-0
Sunday	1-1	Allowing Fewer Than 3 Runs	6-0
Monday	0-0	Allowing 5 or More Runs	0-1
Tuesday	0-0	Allowing 10 or More Runs	0-0
Wednesday	0-0	Leading After Five Innings	3-1
Thursday	1-0	Leading After Six Innings	1-1
Friday	4-0	Trailing After Five Innings	0-1
Saturday	2-1	Trailing After Six Innings	0-1
vs. Ranked Opponents	1-2	Tied After Five Innings	0-0
vs. Unranked Opponents	7-0	Tied After Six Innings	0-0
Extra Innings	0-0	Committing 0 Errors	3-1
1-Run Games	0-0	Committing 2 or More Errors	3-1

- **Aminah Vega** leads the offense for Duke, as she has 17 hits, seven doubles and 15 RBIs on a .548 batting average.
- **D'Auna Jennings** is 14-for-34 on the season for a .412 batting average. She has scored 12 runs and racked up 16 total bases.
- The Blue Devil offense is balanced, as six players have at least 20 at-bats with an average over .300 and double-digit hits.
- **Cassidy Curd** leads the Duke pitching staff with a 2.71 ERA and a 3-1 record across 31.0 innings. She has struck out 32 batters and walked seven.
- **Dani Drogemuller** has pitched 14.2 innings across five appearances and has an ERA of 3.82.
- **Marissa Young** has been the head coach at Duke since 2015 and put together the best season in program history in 2024 with a 52-9 overall record.

SCOUTING SAN JOSE STATE (5-5)

The Spartans of San Jose State are 5-5 this season. They have competed in the UC Davis/Sac State Tournament and the Silicon Valley Classic I. SJSU bats .271 as a team and has an ERA of 2.81.

- **Reina Zermeno** has started every game for the Spartans and has a batting average of .345 on 29 at bats. She has notched seven RBIs, three doubles and a homer.
- **Shay McDowell** is 10-for-30 (.333). She has totaled six runs, nine RBIs, two triples and a home run.
- **Haley Reeve** and **Ahmiya Noriega** have posted nine hits apiece, while Noriega has added seven runs and four triples.
- **Mia Reynolds** has pitched the most innings for San Jose State with 29.1, and has an ERA of 2.63. She has struck out 26 batters and allowed six walks.
- **Lacie Ham** owns the lowest ERA on the team with a mark of 2.21 and has struck out 13 batters and allowed 20 hits across 19.0 innings.
- **Tammy Lohmann** was named the head coach of the Spartans in 2020 and led the team to its first MWC championship game in 2023.

SCOUTING HOWARD (4-3)

The Bison are 4-3 so far this season after competing at the Runnin' Bulldog Classic and HBCU Collegiate Invitational. As a team, Howard is 52-for-189 for a batting average of .275. Their pitchers have posted an ERA of 4.26.

- **Angel Riggins** has a batting average of .435 on 10-for-23 at the plate. She has 15 total bases and has six runs and five doubles.
- **Sidney Fletcher** and **Ameenah Ballenger** have both totaled 21 at bats. Fletcher owns a batting average of .333 and Ballenger's is .238.
- **Ballenger** leads the pitching staff for Howard with 23.2 innings and a 3-1 record. She has compiled an ERA of 3.55 and struck out 14 batters.
- **Julia Holt** has struck out 17 batters across 15.2 innings and has an ERA of 5.36.
- Former Husker **Tori Tyson** is the head coach for Howard and was hired in 2018. She guided the Bison to their second ever MEAC Championship in 2022.

SCOUTING UTAH (4-7)

The Utes are 4-7 so far on the season and have competed at the Kajikawa Classic and the Fresno State Kickoff Classic. As a team, Utah averages .296 at the plate and owns an ERA of 3.51.

- **Reese Lee** has started all 11 games and has a batting average of .467 with 14 hits and seven RBIs.
- **Hailey Deter** has notched 12 hits, seven RBIs and four doubles on a .400 batting average.
- **Kennedy Proctor** is 11-for-30 on the season for a .367 batting average. She has scored six runs and registered two doubles and a home run, along with four RBIs.
- **Shelbee Jones** has racked up 32.2 innings for the Utes and posted a 3.00 ERA and a 2-3 record. She has struck out 31 batters and walked 15.
- **Brooklyn Carreon** owns an ERA of 3.00 over 23.1 innings, along with 11 strikeouts.
- **Amy Hogue** is in her 18th season as head coach at Utah. She is the all-time winningest head coach for the Utes.

BOWLIN STADIUM



Bowlin Stadium opened in 2002 and is in its 24th season in 2025. The facility features space for more than 3,000 fans and includes an underground system that heats the field. Just past the right field fence is the Alex Gordon Training Complex, a spacious indoor training facility. The clubhouse features a locker room, players' lounge, training room and coaches' offices.

BOWLIN STADIUM FACTS

- Nebraska has won almost 70% of its games in Bowlin Stadium.
- Bowlin Stadium has hosted four NCAA Regionals (2004, 2005, 2007 and 2013).
- NU has ranked in the top 25 nationally in attendance 16 times at Bowlin Stadium, including five seasons ranked in the top 10.

YEARLY RECORDS

Year	Record	Pct.
2002	9-5	.643
2003	14-7	.667
2004	14-6	.700
2005	9-7	.563
2006	20-1	.952
2007	18-5	.783
2008	13-9	.591
2009	13-5	.722
2010	12-8	.600
2011	10-4	.714
2012	15-1	.938
2013	18-4	.818
2014	13-3	.813
2015	11-6	.647
2016	11-5	.688
2017	13-6	.684
2018	10-7	.588
2019	7-9	.412
2020	0-0	.000
2021	11-5	.688
2022	14-2	.875
2023	8-5	.615
2024	11-10	.523
TOTAL	274-120	.695

LARGEST CROWDS

1. 2,691	Northwestern	4/27/2024
2. 2,628	Wichita St./Missouri	3/2/2024
3. 2,599	Penn State	4/6/2024
4. 2,362	Creighton	3/16/2024
5. 2,340	Missouri	3/3/24
6. 2,319	Wichita St.	3/1/2024
7. 2,318	Iowa	4/24/2024
8. 2,302	Michigan	4/9/2016
9. 2,301	Penn State	4/7/2024
10. 2,211	Penn State	4/5/2024

HUSKER AWARD TRACKER

PRESEASON

NFCA Preseason Poll - No. 19
USA Softball Preseason Poll - No. 16
D1 Softball Preseason Poll - No. 14
Softball America Preseason Poll - No. 21

Jordy Bahl

USA Softball Top 53 Watchlist
D1 Softball No. 2 Player to Watch
D1 Softball No. 2 Pitcher to Watch
D1 Softball Preseason First-Team All-American
Softball America Preseason First-Team All-American
Softball America No. 9 Player to Watch
Big Ten Player to Watch

Nessa McMillen

Softball America Freshman to Watch

Ava Kuszak

Big Ten Player to Watch

Olivia DiNardo

Big Ten Player to Watch

REGULAR SEASON

Jordy Bahl

NFCA Leadoff Classic All-Tournament Team
Big Ten Co-Pitcher of the Week - 2/17
NFCA Co-Player of the Week - 2/18

Ava Kuszak

Big Ten Co-Player of the Week - 2/17
Softball America Star of the Week - 2/18

2025 STATISTICAL COMPARISON

CATEGORY	NEB	BU
Record	8-2	6-4
Batting Average	.380	.332
Runs/Game	10.2	6.2
Runs Allowed/Game	2.2	4.8
ERA	1.24	4.90
Fielding Percentage	.947	.974

SERIES HISTORY

CATEGORY	RECORD
Overall Record	NEB, 32-14
Current Win Streak	BU, 3 games
Last Nebraska Win	April 17, 2010
Last Baylor Win	May 8, 2011
Revelle vs. BU	23-10
Moore vs. NEB	10-14

2025 STATISTICAL COMPARISON

CATEGORY	NEB	UCLA
Record	8-2	9-1
Batting Average	.380	.390
Runs/Game	10.2	7.5
Runs Allowed/Game	2.2	1.7
ERA	1.24	1.97
Fielding Percentage	.947	.983

SERIES HISTORY

CATEGORY	RECORD
Overall Record	UCLA, 15-1
Current Win Streak	UCLA, 14 games
Last Nebraska Win	March 29, 1987
Last UCLA Win	Feb. 23, 2024
Revelle vs. UCLA	0-11
Inouye-Perez vs. NEB	6-0

2025 STATISTICAL COMPARISON

CATEGORY	NEB	DUKE
Record	8-2	7-3
Batting Average	.380	.344
Runs/Game	10.2	8.9
Runs Allowed/Game	2.2	5.8
ERA	1.24	3.27
Fielding Percentage	.947	.970

SERIES HISTORY

CATEGORY	RECORD
Overall Record	Duke, 1-0
Current Win Streak	Duke, 1 game
Last Nebraska Win	n/a
Last Duke Win	Feb. 9, 2024
Revelle vs. Duke	0-1
Young vs. NEB	1-0

2025 STATISTICAL COMPARISON

CATEGORY	NEB	SJSU
Record	8-2	5-5
Batting Average	.380	.271
Runs/Game	10.2	4.6
Runs Allowed/Game	2.2	3.9
ERA	1.24	2.81
Fielding Percentage	.947	.955

SERIES HISTORY

CATEGORY	RECORD
Overall Record	NEB, 7-3
Current Win Streak	NEB, 4 games
Last Nebraska Win	March 7, 2014
Last SJSU Win	March 20, 1998
Revelle vs. SJSU	5-2
Lohmann vs. NEB	0-0

2025 STATISTICAL COMPARISON

CATEGORY	NEB	HOW
Record	8-2	4-3
Batting Average	.380	.275
Runs/Game	10.2	5.4
Runs Allowed/Game	2.2	6.6
ERA	1.24	4.26
Fielding Percentage	.947	.912

SERIES HISTORY

CATEGORY	RECORD
Overall Record	0-0
Current Win Streak	n/a
Last Nebraska Win	n/a
Last Howard Win	n/a
Revelle vs. Howard	0-0
Tyson vs. NEB	0-0

2025 STATISTICAL COMPARISON

CATEGORY	NEB	UTAH
Record	8-2	4-7
Batting Average	.380	.303
Runs/Game	10.2	5.4
Runs Allowed/Game	2.2	6.2
ERA	1.24	3.60
Fielding Percentage	.947	.938

SERIES HISTORY

CATEGORY	RECORD
Overall Record	NEB, 11-6
Current Win Streak	Utah, 1 game
Last Nebraska Win	Feb. 10, 2018
Last Utah Win	Feb. 25, 2024
Revelle vs. Utah	5-4
Hogue vs. NEB	1-1



RHONDA REVELLE

33RD SEASON AT NEBRASKA

1,127-665 RECORD

34TH CAREER SEASON

1,135-681 RECORD

**WINNINGEST COACH IN THE
HISTORY OF HUSKER ATHLETICS**

**COACH OF THE YEAR IN
3 POWER CONFERENCES**

NFCA HALL OF FAMER

COACHING NUMBERS

Conference Coach-of-the-Year Awards	4
Big Ten Coach of the Year	1
Big 12 Coach of the Year	2
Big Eight Coach of the Year	1
Conference Titles	8
Big Ten Conference Titles	2
Big 12 Conference Titles	6
NCAA Tournament Appearances	22
Women's College World Series	3
NFCA All-Americans	24
Academic All-Americans	15

NFCA HALL-OF-FAME COACHES

(ACTIVE DIVISION I COACHES ONLY)

Coach	Induction Year
Rhonda Revelle, Nebraska	2010
Patty Gasso, Oklahoma	2012
Patrick Murphy, Alabama	2013
Jo Evans, UC Santa Barbara	2015
Karen Weekly, Tennessee	2018
Jenny Allard, Pittsburgh	2022
Lonni Alameda, Florida State	2023

WINS AT CURRENT SCHOOL

(ACTIVE DIVISION I COACHES ONLY)

1. Patty Gasso, Oklahoma	1,524
2. Patrick Murphy, Alabama	1,281
3. Rhonda Revelle, Nebraska	1,135
4. Ken Eriksen, South Florida	1,127
5. Bob Coolen, Hawaii	1,107
6. Karen Weekly, Tennessee	1,095

(LIST INCLUDES GAMES THROUGH FEB. 17, 2025)

NCAA TOURNAMENTS AT CURRENT SCHOOL

(ACTIVE DIVISION I COACHES ONLY)

1. Patty Gasso, Oklahoma	29
2. Patrick Murphy, Alabama	25
3. Karen Weekly, Tennessee	23
4. Rhonda Revelle, Nebraska	22

ACADEMIC ALL-AMERICANS

(ACTIVE DIVISION I COACHES ONLY)

1. Patrick Murphy, Alabama	35
2. Karen Weekly, Tennessee	28
3. Tim Walton, Florida	23
4. Rhonda Revelle, Nebraska	15

HEAD COACH RHONDA REVELLE

COACHING STOPS

Nebraska (Head Coach)	1993-present
San Jose State (Assistant)	1989-92
Cal State-Hayward (Assistant)	1988
Nebraska Wesleyan (Head Coach)	1987
Nebraska Wesleyan (Assistant)	1986

NEBRASKA WESLEYAN (1987)

Year	Record	Conf.	Finish	Tourn.	Finish
1987	8-16	7-5	N/A	--	--

NEBRASKA (1993-PRESENT)

Year	Record	Conf.	Finish	Tourn.	Finish
1993	18-23	5-11	5th	--	--
1994	25-33	5-15	6th	--	--
1995	43-20	10-6	3rd	--	--
1996	42-23	10-8	4th	3-2	2nd
1997	29-24	10-6	4th	1-2	t-5th
1998	48-12	16-0	1st	4-0	1st
1999	35-21	10-8	4th	3-1	2nd
2000	52-21	15-2	2nd	4-1	1st
2001	51-15	16-2	1st	2-2	t-3rd
2002	50-14	11-5	3rd	3-1	2nd
2003	39-17	10-8	6th	2-2	t-3rd
2004	45-17	14-3	1st	4-0	1st
2005	36-23	9-9	7th	2-2	t-5th
2006	44-12	13-4	2nd	2-2	t-3rd
2007	37-20	10-8	5th	0-1	t-7th
2008	25-28	4-14	t-9th	3-1	2nd
2009	35-19	9-9	5th	0-1	t-7th
2010	30-29	7-11	t-6th	0-1	t-7th
2011	41-14	9-9	6th	--	--
2012	33-22	14-9	3rd	--	--
2013	45-16	16-6	2nd	1-1	t-3rd
2014	44-18	18-5	t-1st	0-1	t-5th
2015	35-23	17-6	3rd	2-1	2nd
2016	35-21	13-9	5th	1-1	t-5th
2017	24-29	13-11	5th	0-1	t-9th
2018	31-23	9-13	9th	0-1	t-9th
2019	21-31	9-14	9th	0-1	t-9th
2020	9-14	0-0	--	--	--
2021	22-22	22-22	8th	--	--
2022	41-16	17-5	2nd	3-0	1st
2023	36-22	13-10	4th	1-1	t-3rd
2024	30-23	12-9	4th	1-1	t-3rd
2025	8-2	0-0	--	--	--

NCAA TOURNAMENT (NEBRASKA)

Year	Round	Record	Finish	Rank
1995	Regional	1-2	t-17th	18th
1996	Regional	1-2	t-17th	18th
1997	Regional	2-2	t-9th	25th
1998	WCWS	4-2	t-5th	5th
1999	Regional	4-2	t-9th	20th
2000	Regional	3-2	t-17th	14th
2001	Regional	2-2	t-17th	14th
2002	WCWS	5-2	t-5th	6th
2003	Regional	3-2	t-17th	13th
2004	Regional	3-2	t-9th	14th
2005	Regional	1-2	t-33rd	25th
2006	Regional	2-2	t-17th	15th
2007	Regional	0-2	t-49th	--
2009	Regional	1-2	t-33rd	--
2010	Regional	1-2	t-33rd	--
2011	Regional	2-2	t-17th	21st
2013	WCWS	5-3	t-7th	8th
2014	Super Reg.	4-3	t-9th	16th
2015	Regional	1-2	t-33rd	--
2016	Regional	2-2	t-17th	--
2022	Regional	1-2	t-33rd	--
2023	Regional	2-2	t-17th	--



#00 MCKINLEY MALECHA • C/INF

	AVG.	G-GS	R	H	2B	HR	RBI	BB	SLG%	OB%
2025	.333	4-0	1	1	0	0	0	0	.333	.333
Career	.176	42-7	14	3	0	0	4	1	.176	.222

- Serving as one of three team captains in 2025
- Academic All-Big Ten selection (2023, 2024)
- 2024 Big Ten Sportsmanship Award Winner
- Played in 30 games with four starts in 2024
- Scored 13 runs and had two hits in 2024



#1 OLIVIA DINARDO • C/UTL

	AVG.	G-GS	R	H	2B	HR	RBI	BB	SLG%	OB%
2025	.391	8-8	4	9	1	1	9	2	.565	.462
Career	.344	114-112	56	112	16	21	83	43	.586	.421

- Started 102 games for Arizona before transferring to NU in 2025
- NFCA All-West Region (Second-Team, 2023; Third-Team, 2024)
- Second-Team All-Pac-12 in 2023
- Started 74 games as the designated player and 28 starts at catcher
- Hit .340 in her two seasons with 15 doubles, 20 homers and 74 RBIs



#2 LAUREN CAMENZIND • INF/C

	AVG.	G-GS	R	H	2B	HR	RBI	BB	SLG%	OB%
2025	.522	10-9	8	12	0	0	9	5	.609	.621
Career	.267	96-88	37	59	9	2	37	17	.344	.331

- Played in 86 games for Arkansas before transferring to Nebraska in 2025
- NFCA Third-Team All-South Region (2023)
- Started at catcher as a freshman and shortstop as a sophomore
- Notched 47 hits and two home runs in two years with the Razorbacks
- Two-time state champion at Omaha Skutt Catholic



#3 BELLA BACON • INF

	AVG.	G-GS	R	H	2B	HR	RBI	BB	SLG%	OB%
2025	.294	8-7	4	5	0	1	2	0	.471	.333
Career	.280	84-61	31	54	5	1	26	13	.321	.360

- Started 49 games out of 50 that she played in 2024
- Set career highs in every offensive category in her sophomore season
- Hit .285 with five doubles and 20 RBIs in 2024
- Academic All-Big Ten and Big Ten Distinguished Scholar (2024)
- 2-time Nebraska Scholar-Athlete Honor Roll



#4 MALIA THOMS • OF

	AVG.	G-GS	R	H	2B	HR	RBI	BB	SLG%	OB%
2025	.400	4-0	1	2	0	1	4	0	1.000	.400
Career	.300	15-3	1	6	2	1	6	2	.550	.364

- 2-time Nebraska Scholar-Athlete Honor Roll
- Tom Osborne Citizenship Team (2024)
- Started three games in 2024 as the designated player
- Hit .267 for the Huskers
- Contributed four hits and two doubles in her freshman season



#5 MACIE VICKERS • C

	AVG.	G-GS	R	H	2B	HR	RBI	BB	SLG%	OB%
2025	.000	2-0	0	0	0	0	0	0	.000	.000
Career	.000	2-0	0	0	0	0	0	0	.000	.000

- 3-year captain at Escalon High School
- Trans Valley League Offensive Player of the Year as a junior
- 3-time All-League Selection
- Batted .500 as a junior with seven doubles, one triple and three HRs
- 3-sport athlete in high school



#7 AVA KUSZAK • INF

	AVG.	G-GS	R	H	2B	HR	RBI	BB	SLG%	OB%
2025	.552	10-10	16	16	1	8	19	5	1.414	.595
Career	.314	86-75	53	70	17	18	52	25	.641	.382

- Big Ten Co-Player of the Week (Feb. 17, 2025)
- Tied school record for home runs in a game with three against Montana
- Played two seasons at Wisconsin before transferring to Nebraska in 2025
- Second-Team All-Big Ten (2024)
- NFCA Third-Team All-Great Lakes Region (2024)



#8 ABBIE SQUIER • OF

	AVG.	G-GS	R	H	2B	HR	RBI	BB	SLG%	OB%
2025	.357	10-9	10	5	2	1	1	5	.714	.526
Career	.300	152-133	79	112	21	14	56	30	.475	.383

- Serving as one of three team captains in 2025
- Redshirted in 2024 following an offseason surgery
- First-Team All-Big Ten & Big Ten All-Defensive Team (2022)
- NFCA Second-Team All-Midwest Region (2022)
- 3-time Academic All-Big Ten



#9 HANNAH CAMENZIND • UTL

	AVG.	G-GS	R	H	2B	HR	RBI	BB	SLG%	OB%
2025	.261	9-7	6	6	1	0	6	0	.304	.292
Career	.298	79-38	19	34	5	1	23	3	.404	.341

- Played two seasons at Arkansas before transferring to Nebraska in 2025
- Second-Team All-SEC (2023)
- Owns a .308 batting average over 46 games
- Has posted 13 runs and 28 hits during her career
- Notched 17 RBIs, four doubles, two triples and a home run



#9 HANNAH CAMENZIND • LHP

	W-L	ERA	APP	GS	CG	SHO	SV	IP	SO	AVG.
2025	1-0	0.72	5	2	0	0/0	0	9.2	7	.179
Career	15-3	2.93	53	19	4	2	1	129.0	56	.231

- Played two seasons at Arkansas before transferring to Nebraska in 2025
- Second-Team All-SEC (2023)
- Compiled a 14-3 record over 48 games and 17 starts
- Posted an ERA of 3.11 and an opponent batting average of .273
- Was 1 of 3 freshman pitchers to make an All-SEC team in 2023



#11 TALIA TOKHEIM • OF

	AVG.	G-GS	R	H	2B	HR	RBI	BB	SLG%	OB%
2025	.286	6-1	2	2	0	2	3	0	1.143	.250
Career	.318	30-19	17	21	6	9	22	7	.818	.373


- Made her return in 2025 from a season-ending injury in 2024
- Played in nine games with six starts
- Career slugging percentage ranks first on the team
- Academic All-Big Ten (2024)
- 4-time Nebraska Scholar-Athlete Honor Roll



#14 KACIE HOFFMANN • OF

	AVG.	G-GS	R	H	2B	HR	RBI	BB	SLG%	OB%
2025	.333	10-9	2	8	3	0	4	2	.458	.429
Career	.246	116-105	41	71	19	15	51	15	.486	.322


- Played three years at Arkansas before transferring to Nebraska in 2025
- SEC All-Tournament Team (2022)
- Started 96 games for the Razorbacks
- Hit .244 and amassed 63 hits, 15 home runs and 47 RBIs
- 51% of her hits went for extra bases



#15 KENNADI WILLIAMS • UTL

	AVG.	G-GS	R	H	2B	HR	RBI	BB	SLG%	OB%
2025	.000	7-0	1	3	0	0	0	0	.000	.500
Career	.000	7-0	1	3	0	0	0	0	.000	.500

- 2-time All-State pick who led Lincoln Southwest to four state tournaments
- First-Team All-Nebraska and Super-State selection as a senior
- Lincoln Journal Star 2022 High School Female Athlete of the Year
- Missed her junior season due to injury
- Also plays basketball for Nebraska



#18 NESSA MCMILLEN • OF/UTL

	AVG.	G-GS	R	H	2B	HR	RBI	BB	SLG%	OB%
2025	.000	10-5	3	3	0	0	0	0	.000	.000
Career	.000	10-5	3	3	0	0	0	0	.000	.000

- 4-time All-State selection
- Hit above .400 in each of her four seasons in high school
- Tied the Nebraska all-class record with three home runs in a game
- Batted .538 with 14 doubles, three triples and 13 home runs as a senior
- 4-time All-Conference member



#22 CAITLIN OLENSKY • LHP

	W-L	ERA	APP	GS	CG	SHO	SV	IP	SO	AVG.
2025	0-0	5.25	3	1	0	0/0	0	4.0	2	.143
Career	3-2	3.45	19	7	1	0	0	50.2	29	.213

- Making her return in 2025 from a season-ending injury in 2024
- Had a team-best 3.30 ERA and was 3-2
- Became the first Husker freshman pitcher to start a Big Ten opener
- 2024-25 Student-Athlete Advisory Committee Representative
- 2-time Nebraska Scholar-Athlete Honor Roll



#24 AVA BREDWELL • C/UTL

	AVG.	G-GS	R	H	2B	HR	RBI	BB	SLG%	OB%
2025	.222	9-6	5	4	0	1	4	1	.389	.263
Career	.301	165-149	97	123	26	14	67	48	.502	.395

- NFCA Third-Team All-Midwest Region (2024)
- Big Ten Freshman of the Year (2022)
- Started 50 games at catcher for Nebraska in 2024
- Is 1 of 9 players on the team with a career batting average over .300
- Led NU in doubles, triples and walks in 2024



#36 ALINA FELIX • OF

	AVG.	G-GS	R	H	2B	HR	RBI	BB	SLG%	OB%
2025	.333	4-0	2	1	0	1	3	0	1.333	.500
Career	.288	51-27	18	21	2	2	13	10	.397	.388

- Started 17 games in her sophomore season in 2024
- Hit .302 with 13 hits, nine runs and six RBIs in 2024
- Had three straight games with multiple hits and an RBI in 2024
- Academic All-Big Ten (2024)
- Big Ten Distinguished Scholar (2024)



#27 NATALIA HILL • INF/OF

	AVG.	G-GS	R	H	2B	HR	RBI	BB	SLG%	OB%
2025	.000	2-0	1	0	0	0	0	2	.000	1.000
Career	.000	2-0	1	0	0	0	0	2	.000	1.000

- First-team All-California outfield selection as a senior
- First-team All-CIF selection as a junior and senior
- 3-time first-team All-League member
- Long Beach Press-Telegram Player of the Year as a senior
- Helped her team to a state championship as a senior



#29 SAMANTHA BLAND • INF/OF

	AVG.	G-GS	R	H	2B	HR	RBI	BB	SLG%	OB%
2025	.333	10-10	9	10	3	2	9	1	.633	.355
Career	.293	62-60	40	58	17	8	45	16	.500	.355

- Big Ten All-Freshman Team (2024)
- Started 50 games, 43 of them in left field
- Posted 48 hits, 36 RBIs and six home runs in her freshman year
- Tied for first on the team in doubles and ranked second in hits in 2024
- Notched 14 doubles, the 2nd-most by a freshman in school history



#31 KYLEE MAGEE • RHP

	W-L	ERA	APP	GS	CG	SHO	SV	IP	SO	AVG.
2025	1-1	3.50	4	3	0	0/1	0	8.0	10	.286
Career	6-8	3.51	31	27	4	2/2	2	97.2	89	.225

- Played 2 seasons for Arizona State before transferring to Nebraska in 2025
- Pac-12 All-Freshman Team (2023)
- Pitched in 27 games with 24 starts and compiled an ERA of 3.51
- Struck out 79 batters in 89.2 innings
- Missed most of 2024 season due to injury



#33 EMMERSON COPE • RHP

	W-L	ERA	APP	GS	CG	SHO	SV	IP	SO	AVG.
2025	3-0	0.62	5	0	0	0/0	0	11.1	5	.195
Career	5-0	3.84	26	5	0	0	2	51.0	11	.288

- Pitched in 21 games with five starts in her freshman season
- Went 2-0 with one save in 39.2 innings
- Ranked second on the team and seventh in the Big Ten in saves
- Allowed one earned run or less in 13-of-21 of her appearances
- Threw 3 scoreless innings in her debut against New Mexico State



#33 EMMERSON COPE • UTL

	AVG.	G-GS	R	H	2B	HR	RBI	BB	SLG%	OB%
2025	.375	8-6	4	6	0	1	3	5	.563	.524
Career	.318	46-29	14	27	3	7	22	12	.600	.438

- Was in the starting batting order 23 times as a freshman
- Hit .304 with six home runs and 19 RBIs
- Notched 10 runs and 21 hits in 2024
- 2-time Nebraska Scholar-Athlete Honor Roll
- Tom Osborne Citizenship Team (2024)



#55 DAKOTA CARTER • OF

	AVG.	G-GS	R	H	2B	HR	RBI	BB	SLG%	OB%
2025	.000	4-0	3	0	0	0	0	0	.000	.000
Career	.091	43-4	16	1	0	0	0	3	.091	.286

- Redshirted in 2024 after suffering a season-ending injury in the offseason
- Appeared in 39 games in 2023 and posted 13 runs
- Academic All-Big Ten (2024)
- 3-time Nebraska Scholar-Athlete Honor Roll
- 2-time Tom Osborne Citizenship Team



#66 KATELYN CANADA • INF

	AVG.	G-GS	R	H	2B	HR	RBI	BB	SLG%	OB%
2025	.400	4-1	3	2	1	0	1	1	.600	.500
Career	.325	114-109	51	99	18	3	56	25	.420	.383

- First-Team All-Big Ten (2023)
- Big Ten All-Defensive and All-Freshman Teams (2023)
- Played in 52 games with 50 starts at second base in 2024
- Hit .266 with 34 hits, 18 runs, six doubles, one homer and 21 RBIs
- Academic All-Big Ten (2024)



#72 CARLIE MUHLBACH • C/UTL

	AVG.	G-GS	R	H	2B	HR	RBI	BB	SLG%	OB%
2025	.000	0-0	0	0	0	0	0	0	.000	.000
Career	.000	0-0	0	0	0	0	0	0	.000	.000


- Broke the Gretna school record for single-season home runs (21) and RBIs (61), both of which were previously held by former Husker Billie Andrews
- Omaha World-Herald All-Nebraska and All-State selection in 2024
- Batted .459 in her two seasons at Gretna
- Only allowed one stolen base in 87 innings



#77 HAIDYN WARNER • C

	AVG.	G-GS	R	H	2B	HR	RBI	BB	SLG%	OB%
2025	.000	2-0	0	0	0	0	0	0	.000	.000
Career	.083	16-3	0	1	0	0	0	0	.083	.083

- Played in eight games with two starts at catcher in 2024
- Big Ten Distinguished Scholar (2024)
- Academic All-Big Ten (2024)
- 4-time Nebraska Scholar-Athlete Honor Roll
- 2-time Tom Osborne Citizenship Team



#98 JORDY BAHL • UTL

	AVG.	G-GS	R	H	2B	HR	RBI	BB	SLG%	OB%
2025	.538	9-8	14	14	5	5	12	1	1.385	.586
Career	.424	96-56	28	28	7	5	21	4	.788	.486

- Had a season-ending injury in 2024 after transferring to NU from Oklahoma
- 2-time NFCA First-Team All-American (2022, 2023)
- Has a .424 career batting average
- 2-time USA Softball Collegiate Player of the Year Top 10 Finalist
- 2023 Most Outstanding Player (WCWS)



#98 JORDY BAHL • RHP

	W-L	ERA	APP	GS	CG	SHO	SV	IP	SO	AVG.
2025	3-1	0.30	4	4	3	1/1	0	23.2	30	.182
Career	47-4	1.00	76	51	29	16/22	5	314.2	430	.141

- Had a season-ending injury in 2024 after transferring to NU from Oklahoma
- 2-time NFCA First-Team All-American (2022, 2023)
- 2023 Big 12 Pitcher of the Year (at Oklahoma)
- Active career leader in win percentage (.922)
- 2023 Most Outstanding Player (WCWS)

INDIVIDUAL SEASON & CAREER HIGHS

#00 MCKINLEY MALECHA • C/INF • SR.

SEASON HIGH	CATEGORY	CAREER HIGH
1 vs. Texas A&M-Corpus Christi	Hits	1 three times
1 vs. Texas A&M-Corpus Christi	Runs	1 fourteen times
none	RBIs	2 vs. Maine (2024)
none	2B	none
none	HR	none

#1 OLIVIA DINARDO • C/UTL • JR.

SEASON HIGH	CATEGORY	CAREER HIGH
2 three times	Hits	4 vs. Texas A&M-Commerce (2023)
2 at New Mexico State	Runs	3 vs. NC State (2023)
3 vs. Texas Tech	RBIs	5 vs. Washington (2024)
1 vs. Mississippi State	2B	2 twice
1 at New Mexico State	HR	1 twenty-one times

#2 LAUREN CAMENZIND • INF/C • JR.

SEASON HIGH	CATEGORY	CAREER HIGH
2 five times	Hits	3 at Missouri (2023)
2 twice	Runs	2 five times
3 vs. Bethune-Cookman	RBIs	3 twice
none	2B	1 nine times
none	HR	1 twice

#3 BELLA BACON • INF • JR.

SEASON HIGH	CATEGORY	CAREER HIGH
2 vs. Montana	Hits	2 nine times
2 vs. Northern Colorado	Runs	2 six times
2 vs. Montana	RBIs	2 vs. Montana (2025)
none	2B	1 five times
1 vs. Montana	HR	1 vs. Montana (2025)

#4 MALIA THOMS • OF • SO.

SEASON HIGH	CATEGORY	CAREER HIGH
1 twice	Hits	1 six times
1 vs. Texas A&M-Corpus Christi	Runs	1 vs. Texas A&M-Corpus Christi (2025)
4 vs. Texas A&M-Corpus Christi	RBIs	4 vs. Texas A&M-Corpus Christi (2025)
none	2B	1 twice
1 vs. Texas A&M-Corpus Christi	HR	1 vs. Texas A&M-Corpus Christi (2025)

#5 MACIE VICKERS • C • FR.

SEASON HIGH	CATEGORY	CAREER HIGH
none	Hits	none
none	Runs	none
none	RBIs	none
none	2B	none
none	HR	none

#7 AVA KUSZAK • INF • JR.

SEASON HIGH	CATEGORY	CAREER HIGH
4 vs. Montana	Hits	4 vs. Montana (2025)
4 vs. Montana	Runs	4 vs. Montana (2025)
6 vs. Montana	RBIs	6 vs. Montana (2025)
1 vs. Mississippi State	2B	1 17 times
3 vs. Montana	HR	3 vs. Montana (2025)

#8 ABBIE SQUIER • OF • SR.

SEASON HIGH	CATEGORY	CAREER HIGH
1 five times	Hits	3 five times
2 three times	Runs	3 three times
1 at New Mexico State	RBIs	5 at Iowa (2023)
1 twice	2B	2 vs. Indiana (2022)
1 at New Mexico State	HR	2 three times

#9 HANNAH CAMENZIND • UTL • JR.

SEASON HIGH	CATEGORY	CAREER HIGH
1 six times	Hits	3 vs. Florida Atlantic (2024)
2 vs. Bethune-Cookman	Runs	3 vs. UNI (2024)
2 vs. Montana	RBIs	3 vs. Marshall (2024)
1 vs. Texas A&M-Corpus Christi	2B	1 five times
none	HR	1 at Weber St. (2023)

#11 TALIA TOKHEIM • OF • JR.

SEASON HIGH	CATEGORY	CAREER HIGH
1 twice	Hits	3 at Missouri St. (2023)
1 twice	Runs	3 at Wisconsin (2024)
1 three times	RBIs	4 twice
none	2B	1 six times
1 twice	HR	2 twice

#14 KACIE HOFFMANN • OF • JR.

SEASON HIGH	CATEGORY	CAREER HIGH
2 twice	Hits	3 at Mississippi St. (2023)
1 twice	Runs	2 six times
2 twice	RBIs	4 at Florida St. (2023)
1 three times	2B	1 eighteen times
none	HR	2 at Mississippi St. (2024)

#15 KENNADI WILLIAMS • UTL • FR.

SEASON HIGH	CATEGORY	CAREER HIGH
none	Hits	none
1 three times	Runs	1 three times
none	RBIs	none
none	2B	none
none	HR	none

#18 NESSA MCMILLEN • OF/UTL • FR.

SEASON HIGH	CATEGORY	CAREER HIGH
none	Hits	none
1 three times	Runs	1 three times
none	RBIs	none
none	2B	none
none	HR	none

#24 AVA BREDWELL • C/UTL • SR.

SEASON HIGH	CATEGORY	CAREER HIGH
2 vs. Northern Colorado	Hits	3 four times
2 vs. Northern Colorado	Runs	3 twice
4 vs. Northern Colorado	RBIs	5 vs. Iowa (2022)
none	2B	2 three times
1 vs. Northern Colorado	HR	1 fourteen times

#26 ALINA FELIX • OF • JR.

SEASON HIGH	CATEGORY	CAREER HIGH
1 vs. Texas A&M-Corpus Christi	Hits	2 three times
2 vs. Texas A&M-Corpus Christi	Runs	3 twice
3 vs. Texas A&M-Corpus Christi	RBIs	3 vs. Texas A&M-Corpus Christi (2025)
none	2B	1 twice
1 vs. Texas A&M-Corpus Christi	HR	1 twice

#27 NATALIA HILL • INF/OF • FR.

SEASON HIGH	CATEGORY	CAREER HIGH
none	Hits	none
1 twice	Runs	1 twice
none	RBIs	none
none	2B	none
none	HR	none

INDIVIDUAL SEASON & CAREER HIGHS

#29 SAMANTHA BLAND • INF/OF • SO.

SEASON HIGH	CATEGORY	CAREER HIGH
3 vs. Tennessee	Hits	4 vs. North Dakota (2024)
2 twice	Runs	3 vs. Illinois (2024)
2 four times	RBIs	4 vs. Utah (2024)
1 three times	2B	2 three times
1 twice	HR	1 eight times

#33 EMMERSON COPE • UTL • SO.

SEASON HIGH	CATEGORY	CAREER HIGH
2 twice	Hits	3 vs. Cal State Fullerton (2024)
1 four times	Runs	2 at Montana (2024)
3 vs. Southern Miss	RBIs	3 four times
none	2B	1 three times
1 vs. Southern Miss	HR	1 seven times

#55 DAKOTA CARTER • OF • SO.

SEASON HIGH	CATEGORY	CAREER HIGH
none	Hits	1 at Omaha (2023)
1 three times	Runs	1 sixteen times
none	RBIs	none
none	2B	none
none	HR	none

#66 KATELYN CANEDA • INF • JR.

SEASON HIGH	CATEGORY	CAREER HIGH
1 twice	Hits	3 three times
1 three times	Runs	2 twice
1 vs. Texas A&M-Corpus Christi	RBIs	4 at Indiana (2023)
1 vs. Texas A&M-Corpus Christi	2B	1 eighteen times
none	HR	1 three times

#72 CARLIE MUHLBACH • C/UTL • FR.

SEASON HIGH	CATEGORY	CAREER HIGH
none	Hits	none
none	Runs	none
none	RBIs	none
none	2B	none
none	HR	none

#77 HAIDYN WARNER • C • JR.

SEASON HIGH	CATEGORY	CAREER HIGH
none	Hits	1 at Missouri St. (2023)
none	Runs	none
none	RBIs	none
none	2B	none
none	HR	none

#98 JORDY BAHL • UTL • JR.

SEASON HIGH	CATEGORY	CAREER HIGH
4 vs. Montana	Hits	4 vs. Montana (2025)
3 three times	Runs	3 three times
3 twice	RBIs	3 twice
2 vs. Montana	2B	2 vs. Montana (2025)
2 at New Mexico State	HR	2 at New Mexico State (2025)

#9 HANNAH CAMENZIND • LHP • JR.

SEASON HIGH/LOW	CATEGORY	CAREER HIGH/LOW
4.0 vs. Bethune-Cookman	Innings	7.0 vs. South Alabama (2024)#
3 vs. Bethune-Cookman	Strikeouts	5 vs. UT Arlington (2024)#
3 twice	Hits (low)*	1 twice#
0 vs. Bethune-Cookman	Walks (low)*	0 six times#
1 twice	Runs (low)*	0 six times#
0 vs. Bethune-Cookman	Earned Runs (low)*	0 10 times#
*starts only		#at Arkansas

#22 CAITLIN OLENSKY • LHP • SO.

2.0 vs. Montana	Innings	7.0 vs. Northern Colorado (2024)
1 twice	Strikeouts	4 twice
2 vs. Montana	Hits (low)*	0 twice
1 vs. Montana	Walks (low)*	0 six times
3 vs. Montana	Runs (low)*	0 seven times
3 vs. Montana	Earned Runs (low)*	0 seven times
*starts only		

#31 KYLEE MAGEE • RHP • SO.

3.0 vs. Southern Miss	Innings	7.0 against Northwestern (2024)\$
4 vs. Southern Miss	Strikeouts	11 against Northwestern (2024)\$
3 twice	Hits (low)*	0 twice\$
0 vs. Montana	Walks (low)*	0 four times\$
2 vs. Southern Miss	Runs (low)*	0 seven times\$
0 vs. Montana	Earned Runs (low)*	0 nine times\$
*starts only		\$at Arizona State

#33 EMMERSON COPE • RHP • SO.

3.0 vs. Mississippi State	Innings	4.2 at Michigan (2024)
2 vs. Montana	Strikeouts	2 twice
none	Hits (low)*	3 at Wisconsin (2024)
none	Walks (low)*	0 three times
none	Runs (low)*	0 vs Kansas (2024)
none	Earned Runs (low)*	0 twice
*starts only		

#98 JORDY BAHL • RHP • JR.

7.0 vs. Tennessee	Innings	8.1 vs. Tennessee (2022)^
10 vs. Texas Tech	Strikeouts	16 vs. Tennessee (2022)^
0 vs. Northern Colorado	Hits (low)*	0 four times
0 three times	Walks (low)*	0 12 times
0 twice	Runs (low)*	0 17 times
0 three times	Earned Runs (low)*	0 20 times
*starts only		^ at Oklahoma

2025 SEASON STATISTICS

Record: 8-2 Home: 0-0 Away: 1-0 Neutral: 7-2 Big Ten: 0-0

Player	avg	gp-gs	ab	r	h	2b	3b	hr	rbi	tb	slg%	bb	hp	so	gdp	ob%	sf	sh	sb-att	po	a	e	fld%
Ava Kuszak	.552	10-10	29	16	16	1	0	8	19	41	1.414	5	1	5	0	.595	2	0	1-2	14	17	4	.886
Jordy Bahl	.538	9-8	26	14	14	5	1	5	12	36	1.385	1	2	3	0	.586	0	2	1-2	24	2	0	1.000
Lauren Camenzind	.522	10-9	23	8	12	0	1	0	9	14	.609	5	1	1	0	.621	0	0	0-0	11	17	0	1.000
Katelyn Caneda	.400	4-1	5	3	2	1	0	0	1	3	.600	1	0	0	0	.500	0	0	0-0	1	2	0	1.000
Malia Thoms	.400	4-0	5	1	2	0	0	1	4	5	1.000	0	0	0	0	.400	0	0	0-0	0	0	0	.000
Olivia DiNardo	.391	8-8	23	4	9	1	0	1	9	13	.565	2	1	3	1	.462	0	0	0-0	11	1	1	.923
Emmerson Cope	.375	8-6	16	4	6	0	0	1	3	9	.563	5	0	3	1	.524	0	0	0-0	0	3	0	1.000
Abbie Squier	.357	10-9	14	10	5	2	0	1	1	10	.714	5	0	4	0	.526	0	0	2-2	4	0	0	1.000
Samantha Bland	.333	10-10	30	9	10	3	0	2	9	19	.633	1	0	3	0	.355	0	0	0-1	3	15	4	.818
Kacie Hoffmann	.333	10-9	24	2	8	3	0	0	4	11	.458	2	2	1	0	.429	0	0	0-0	5	0	0	1.000
Mckinley Malecha	.333	4-0	3	1	1	0	0	0	0	1	.333	0	0	2	0	.333	0	0	1-1	0	0	0	.000
Alina Felix	.333	4-0	3	2	1	0	0	1	3	4	1.333	0	1	0	0	.500	0	0	0-0	1	0	0	1.000
Bella Bacon	.294	8-7	17	4	5	0	0	1	2	8	.471	0	1	3	0	.333	0	0	1-1	44	1	3	.938
Talia Tokheim	.286	6-1	7	2	2	0	0	2	3	8	1.143	0	0	2	0	.250	1	0	0-0	1	0	0	1.000
Hannah Camenzind	.261	9-7	23	6	6	1	0	0	6	7	.304	0	1	2	0	.292	0	0	1-1	3	2	0	1.000
Ava Bredwell	.222	9-6	18	5	4	0	0	1	4	7	.389	1	0	4	0	.263	0	0	0-0	37	1	1	.974
Nessa McMillen	.000	10-5	3	3	0	0	0	0	0	0	.000	0	0	0	0	.000	0	0	1-1	5	0	0	1.000
Kennadi Williams	.000	7-0	1	3	0	0	0	0	0	0	.000	1	0	1	0	.500	0	0	0-0	1	0	0	1.000
Macie Vickers	.000	2-0	1	0	0	0	0	0	0	0	.000	0	0	0	0	.000	0	0	0-0	3	0	0	1.000
Haidyn Warner	.000	2-0	0	0	0	0	0	0	0	0	.000	0	0	0	0	.000	0	0	0-0	2	0	0	1.000
Kylee Magee	.000	2-2	0	0	0	0	0	0	0	0	.000	0	0	0	0	.000	0	0	0-0	0	2	0	1.000
Natalia Hill	.000	2-0	0	2	0	0	0	0	0	0	.000	2	0	0	0	1.000	0	0	0-0	0	0	0	.000
Dakota Carter	.000	4-0	0	3	0	0	0	0	0	0	.000	0	0	0	0	.000	0	0	0-0	0	0	0	.000
Totals	.380	10	271	102	103	17	2	24	89	196	.723	31	10	37	2	.457	3	2	8-11	170	64	13	.947
Opponents	.198	10	217	22	43	10	1	4	20	67	.309	11	6	54	3	.255	1	1	5-7	167	62	21	.916

LOB - Team (48), Opp (44). DPs turned - Team (3), Opp (2).

(All games Sorted by Earned run avg)

Player	era	w-l	app	gs	cg	sho	sv	ip	h	r	er	bb	so	2b	3b	hr	b/avg	wp	hp	bks	sfa	sha
Jordy Bahl	0.30	3-1	4	4	3	1/1	0	23.2	16	7	1	2	30	2	1	1	.182	2	2	0	0	1
Emmerson Cope	0.62	3-0	5	0	0	0/0	0	11.1	8	1	1	0	5	2	0	0	.195	0	1	0	0	0
Hannah Camenzind	0.72	1-0	5	2	0	0/0	0	9.2	7	2	1	3	7	2	0	0	.179	1	0	0	0	0
Kylee Magee	3.50	1-1	4	3	0	0/1	0	8.0	10	9	4	5	10	4	0	1	.286	0	0	0	1	0
Caitlin Olensky	5.25	0-0	3	1	0	0/0	0	4.0	2	3	3	1	2	0	0	2	.143	0	3	0	0	0
Totals	1.24	8-2	10	10	3	2/1	0	56.2	43	22	10	11	54	10	1	4	.198	3	6	0	1	1
Opponents	10.94	2-8	10	10	1	1/0	0	55.2	103	102	87	31	37	17	2	24	.380	18	10	0	3	2

PB - Team (0), Opp (5). SBA/ATT - Bredwell (4-5), Bahl (3-4), Magee (1-2), DiNardo (1-2), Cope (1-1).