



NEBRASKA BASKETBALL

2024-25 GAME NOTES

X HUSKERMBB

Instagram HUSKERMBB

f HUSKERMBB

GAME #28

OPPONENT: NO. 12/12 MICHIGAN
DATE: MON., FEB. 24
TIPOFF: 7 P.M. (CT)
LOCATION: LINCOLN, NEB.
ARENA: PINNACLE BANK ARENA

GAME AT A GLANCE



Nebraska Cornhuskers
2024-25 Record:17-10 (7-9 BIG)
Head Coach: Fred Hoiberg
Record at Nebraska: 80-104 (6th year)
Career Record: 195-160 (11th year)



Huskers Radio Network
Play-by-Play: Kent Pavelka
Analyst: Jake Muhleisen



Michigan Wolverines
2024-25 Record:20-6 (12-3 B1G)
Head Coach: Dusty May
Record at School: 20-6 (1st year)
Career Record: 146-75 (7th year)



BTN
Play-by-Play: Kevin Kugler
Analyst: Nick Bahe
also available on Fox Sports app

ON THE AIR

Radio: Monday's game will be carried on the Huskers Radio Network with Kent Pavelka and Jake Muhleisen on the call, including KLIN (1400 AM) in Lincoln, KXSP (590 AM) in Omaha and KRVN (880 AM) in Lexington. The pregame show begins an hour before tipoff and will also be available on Huskers.com and the Huskers app.

TV/Online: Monday's game will be on FS1 with Kevin Kugler and Nick Bahe on the call. It will also be available online on the Fox Sports app.

HUSKERS BEGIN HOMESTRETCH WITH MICHIGAN ON MONDAY

Nebraska returns home to begin a two-game homestand Monday night, as the Huskers welcome No. 12/12 (AP/Coaches) Michigan to Lincoln. Tipoff from Pinnacle Bank Arena is set for 7 p.m. and the contest will be televised on FS1 and carried on the Huskers Radio Network, as well as on Huskers.com and the Huskers app. The game will also be available on the Fox Sports App.

A limited number of 300 Level tickets are available for purchase for the matchup with the Wolverines by visiting Huskers.com/Tickets or at the PBA box office beginning at 5:30 p.m. on Monday.

Nebraska (17-10, 7-9 B1G) returns home after splitting its two-game road trip, winning at Northwestern before falling 89-72 at Penn State on Wednesday. The Huskers ran into a hot-shooting Nittany Lion club that shot 61 percent from the field and forced 16 Husker turnovers. Nebraska was led by Connor Essegian, who finished with a team-high 20 points off the bench while Andrew Morgan added 18 points on 8-of-8 shooting. Morgan, who played just 2:27 of the first half because of foul trouble, ended on one field goal shy of a school record for most makes in a game without a miss.

Senior guard Brice Williams enters Monday's game needing just 22 points to become the 32nd player in school history to reach 1,000 career points. Williams, who is fifth in the Big Ten in scoring at 19.4 points per game, would become just the third player in school history to reach the 1,000-point mark in just two seasons, joining Terran Pettway and James Palmer Jr. Williams look to join those two players as first-team All-Big Ten picks this season.

Michigan (20-6, 12-3 Big Ten) has been one of the top turnarounds in the country under first-year coach Dusty May, looking to go from last place to a Big Ten title in one season. The Wolverines enter Monday's game in second place in the Big Ten standings following a 75-62 home loss to Michigan State Friday night.

Fastest Huskers to 1,000 Points

No.	Player	Games
1.	Terran Petteway	55
2.	James Palmer Jr.	56
3.	Dave Hoppen	58
-	Brice Williams	61

14 Brice Williams leads Nebraska with 14 20-point games this season, which ranks second among Huskers in the Big Ten era (2011-12 to present). He trails only James Palmer Jr., who had 18 in 2018-19.

2024-25 SCHEDULE

Date	AP Rk.	Opponent	TV/Online	Time (CT)
Oct. 27		Grand Valley State (Exh.)	B1G+	W, 73-53
Nov. 4		UT Rio Grande Valley	B1G+	W, 87-67
Nov. 9		Bethune Cookman	B1G+	W, 63-58
Nov. 13		FDU	B1G+	W, 86-60
Nov. 17		vs. Saint Mary's (Sioux Falls, S.D.)	BTN	L, 74-77
Nov. 22		at No. 14 Creighton	FS1	W, 74-63
Nov. 27	RV	South Dakota	BTN	W, 96-79
Dec. 1	RV	North Florida	BTN	W, 103-72
Dec. 7	RV	at RV Michigan State *	BTN	L, 52-89
Dec. 13		RV Indiana *	FOX	W, 85-68
Hawaiian Airlines Diamond Head Classic				
Dec. 22		vs. Murray State	ESPN	W, 66-49
Dec. 23		vs. Hawai'i	ESPN2	W, 69-55
Dec. 25		vs. Oregon State	ESPN2	W, 78-66
Dec. 30	RV	Southern	BTN	W, 77-43
Jan. 4	RV	No. 15 UCLA *	FOX	W, 66-58
Jan. 7	RV	at Iowa *	Peacock	L, 87-97 (OT)
Jan. 12	RV	at No. 20 Purdue *	BTN	L, 68-104
Jan. 16		Rutgers *	FS1	L, 82-85
Jan. 19		at RV Maryland *	BTN	L, 66-69
Jan. 22		USC *	BTN	L, 73-78
Jan. 26		at No. 18 Wisconsin *	BTN	L, 55-83
Jan. 30		No. 18 Illinois *	FS1	W, 80-74 (OT)
Feb. 2		at No. 16 Oregon *	BTN	W, 77-71
Feb. 5		at Washington *	BTN	W, 86-72
Feb. 9		Ohio State *	BTN	W, 79-71
Feb. 13		No. 25 Maryland *	BTN	L, 75-83
Feb. 16		at Northwestern *	BTN	W, 68-64
Feb. 19		at Penn State *	BTN	L, 72-89
Feb. 24		No. 12 Michigan *	FS1	7 p.m.
March 1		Minnesota *	BTN	1 p.m.
March 4		at Ohio State *	Peacock	8 p.m.
March 9		Iowa *	FOX	11:30 a.m.
March 12-16		at Big Ten Tournament (Indianapolis)	TBD	TBD

*-Big Ten Conference Game; **Home games** are in red and bold; All times listed are central

2024-25 ROSTER AT A GLANCE

No	Name	Pos.	Ht.	Wt.	Yr.	Hometown	GP/GS	MPG	PPG	RPG	APG	BPG	SPG
0	Connor Essegian	G	6-4	190	Jr.	Fort Wayne, Ind.	27/3	22.2	10.8	2.7	1.1	0.1	0.4
1	Sam Hoiberg	G	6-0	185	Jr.	Lincoln, Neb.	27/8	21.7	3.3	2.1	1.7	0.1	1.3
2	Ahron Ulis	G	6-3	190	Sr.	Chicago, Ill.	23/1	12.3	2.2	1.3	1.8	0.0	0.6
3	Brice Williams	G	6-7	214	Sr.	Huntersville, N.C.	27/27	32.9	19.4	4.0	3.0	0.3	1.1
4	Juwan Gary	F	6-6	226	Sr.	Columbia, S.C.	27/27	29.1	13.3	4.6	0.8	0.6	1.2
5	Braden Frager	F	6-7	220	Fr.	Lincoln, Neb.	-	-	-	-	-	-	-
8	Jeffrey Grace III	G	6-3	200	Jr.	Elmhurst, Ill.	9/0	1.1	0.8	0.3	0.0	0.0	0.1
9	Berke Büyüktuncel	F	6-10	244	So.	Bursa, Türkiye	23/21	24.1	7.2	5.9	1.4	0.7	1.0
12	Gavin Griffiths	G	6-7	193	So.	Simsbury, Conn.	14/0	9.6	2.4	1.9	0.9	0.4	0.4
20	Justin Bolis	F	6-8	225	So.	Lincoln, Neb.	-	-	-	-	-	-	-
23	Andrew Morgan	F	6-10	242	Sr.	Waseca, Minn.	27/7	18.0	8.4	4.2	1.0	0.3	0.4
24	Rollie Worster	G	6-5	210	Sr.	Missoula, Mont.	27/23	25.8	7.6	4.0	2.7	0.3	0.9
25	Nick Janowski	G	6-4	208	Fr.	Pewaukee, Wis.	-	-	-	-	-	-	-
31	Cale Jacobsen	G	6-4	195	So.	Ashland, Neb.	18/0	4.1	0.5	0.7	0.4	0.1	0.2
34	Braxton Meah	C	7-1	265	Sr.	Layton, Utah	24/18	14.5	3.3	3.4	0.7	0.5	0.3
35	Henry Burt	F	6-7	222	So.	Omaha, Neb.	4/0	1.8	0.5	0.0	0.0	0.0	0.0
51	Rienk Mast	F	6-10	260	Sr.	Groningen, Netherlands	-	-	-	-	-	-	-

2024-25 NEBRASKA BASKETBALL ROSTER

No.	VL	Name	Pos.	Ht.	Wt.	Yr.	Hometown	Previous School	X	Instagram
0		Connor Essegian	G	6-4	190	Jr.	Fort Wayne, Ind.	Wisconsin	@CESsegian	connoressegian
1	**	Sam Hoiberg	G	6-0	185	Jr.	Lincoln, Neb.	Pius X	@samhoiberg	samhoiberg
2	*	Ahron Ulis	G	6-3	190	Sr.	Chicago, Ill.	Iowa	@AhronUlis	ahron1_
3	*	Brice Williams	G	6-7	214	Sr.	Huntersville, N.C.	Charlotte	@bgotit_	blaviss
4	**	Juwan Gary	F	6-6	226	Sr.	Columbia, S.C.	Alabama	@takflight24	wanwitdabutter
5		Braden Frager	F	6-7	220	Fr.	Lincoln, Neb.	Southwest HS	@Braden_Frager	braden_frager
8	**	Jeffrey Grace III	G	6-3	200	Jr.	Elmhurst, Ill.	Arizona State	@JeffreyGrace11	jg3is23
9		Berke Büyüktuncel	F	6-10	244	So.	Bursa, Türkiye	UCLA		berkebuyuktuncel
12		Gavin Griffiths	G	6-7	193	So.	Simsbury, Conn.	Rutgers	@gavingriff_	gavingriff_
20		Justin Bolis	F	6-8	225	So.	Lincoln, Neb.	Southeast CC	@JustinBolis	justinbolis
23		Andrew Morgan	F	6-10	242	Sr.	Waseca, Minn.	North Dakota State		akmorgan10_
24		Rollie Worster	G	6-5	210	Sr.	Missoula, Mont.	Utah		rj_w2
25		Nick Janowski	G	6-4	208	Fr.	Pewaukee, Wis.	Pewaukee HS	@nick_janowski12	nick.janowski
31	*	Cale Jacobsen	G	6-4	195	So.	Ashland, Neb.	Ashland-Greenwood HS	@calejacobsen_	calejacobsen_
34		Braxton Meah	C	7-1	265	Sr.	Layton, Utah	Washington	@Braxton_Meah	Braxtonmeah
35	*	Henry Burt	F	6-7	222	So.	Omaha, Neb.	Elkhorn South HS	@HenryBurt15	henryburt0
51	*	Rienk Mast	F	6-10	260	Sr.	Groningen, Netherlands	Bradley		rienk_mast

2024-25 NEBRASKA BASKETBALL COACHING STAFF

Head Coach

Fred Hoiberg, sixth season (Iowa State, 1995)

Assistant Coaches

Adam Howard, third season (Western Kentucky, 2008)
Nate Loenser, fourth season (Iowa State, 2002)
Ernie Zeigler, third season (Cleary, 1994)

Support Staff

Director of Men’s Basketball Strength & Conditioning: Kurt Joseph
Dir. of Basketball Strategies & Business Operations: Luca Virgilio
Assistant Director of Basketball Operations: Sheryl Burbach
Director of Player Development: Emmanuel Tommy
Video Coordinator: Michael Bania
Recruiting Coordinator: Padya Borders
Graduate Managers: Satchel Stern, Nihilo Ibarra, Justin Moore

Athletic Trainer: Andrew McCabe
Team Nutritionist: Jake Blattner
Sports Psychologist: Heather Kiefer
NAPL Director: Matt Thome
Equipment Manager: Pat Norris

PRONUNCIATION GUIDE

Name	Pronunciation
Berke Büyüktuncel	BEAR-keh buh-YOOK-toon-jell
Connor Essegian	eh-SEE-jin
Juwan Gary	Juh-WAHN
Nate Loenser	Len-zer
Rienk Mast	RINK
Braxton Meah	MEE-uh
Ahron Ulis	YOU-liss
Rollie Worster	raw-lee Wooster
Ernie Zeigler	Zig-ler

HUSKERS RADIO NETWORK



KENT PAVELKA

- Is in his 38th season of calling Husker men’s basketball
- Called NU basketball for two stretches from 1974-1996 before returning to play-by-play duties full time in 2006-07
- Called his 1,000th Husker basketball game in 2018-19
- Six-time Nebraska Sportscaster of the Year who was inducted into the Nebraska Broadcasters Hall of Fame in 2019



JAKE MUHLEISEN

- Is in his seventh season as full-time color analyst after serving in a part-time basis for five seasons
- Was a four-year starter at guard for Nebraska from 2002-05
- Three-year team captain and started 98 games in his career
- Served as a graduate assistant at Creighton from 2005-07

City	Station	Frequency
Alliance	KCOW	1400 AM
Aurora	KRGY	97.3 FM
Beatrice	KWBE	1450 AM
Broken Bow	KBBN	95.3 FM
Chadron	KCSR	610 AM
Columbus	KJSK	900 AM
Columbus	KKOT	93.5 FM
Fairbury	KGMT	1310 AM
Falls City	KTNC	1230 AM
Falls City	KTNC	107.1 FM
Fremont	KHUB	1340 AM
Fremont	KFMT	105.5 FM
Gibbon	KMTY	97.7 FM
Gibbon	KSDZ	95.5 FM
Grand Island	KRGI	1430 AM
Hastings	KHAS	1230 AM
Hastings	KLIQ	94.5 FM
Hastings/Kearney	KICS	1450
Hastings/Kearney	KXPN	1460 AM
Hay Springs	KBPY	107.7 FM
Holdrege	KUVR	1380 AM/96.9 FM
Imperial	KADL	102.9 FM
Kearney	KGFW	1340 AM
Kearney	KGFW	96.1 FM
Lexington	KRVN	880 AM
Lexington	KAMI	1580 AM
Lincoln	KLIN	1400 AM
Lincoln	KLIN	99.3 FM
McCook	KSWN	93.9 FM
McCook	KZMC	102.1 FM
McCook	KIOD	105.3 FM
Nebraska City	KNCY	1600 AM
Norfolk	KNEN	94.7 FM
North Platte	KODY	1240 AM
Omaha	KXSP	590 AM
O’Neill	KBRX	102.9 FM
Scottsbluff	KNEB	960 AM
Scottsbluff	KNEB	94.1 FM
Sidney	KSID	98.7 FM
Superior	KRFS	1600 AM
Superior	KRFS	103.9 FM
Terrytown	KOLT	690 AM
Valentine	KVSH	940 AM
Valentine	KDJL	99.5 FM

Also available nationwide on Huskers.com and the Huskers App.


PROBABLE STARTERS (BASED ON LAST GAME)



#23 SAM HOIBERG | G | JR. | 6-0 | 185 | LINCOLN, NEB.

2024-25 Averages: PPG: 3.3 | RPG: 2.1 | APG: 1.8 | SPG: 1.3

Worth Noting: Started NU's last eight games...Had a steal in 13 minutes at Penn State...Tallied seven points, four assists, three boards and three steals at Washington...Made his first start since 2023 at No. 18 Wisconsin, finishing with six points and three assists...Had eight points on 3-of-3 shooting at Maryland...Totalled seven points and four assists at No. 20 Purdue...Scored a season-high nine points and added three steals vs. South Dakota...Played in all 34 games in 2023-24, averaging 3.4 points, 2.9 rebounds and 1.7 assists per game while posting a team-best 2.5-to-1 assist-to-turnover ratio...Tied his career high with 15 points against Lindwood...Moved into the rotation midway through 2022-23 season, averaging 4.1 ppg on 55 percent shooting...Totalled 15 points on 6-of-8 shooting at Maryland in 2022.

Career Bests: Pts: 15 (2x) | Reb: 7 | Ast: 5 | Stl: 4 (2x) | Bl: 1 (7x)

#24 ROLLIE WORSTER | G | SR. | 6-5 | 210 | MISSOULA, MONT.

2024-25 Averages: PPG: 7.6 | RPG: 4.0 | APG: 2.7

Worth Noting: Has started 23 games this season...Had six points, two assists and three boards at Penn State...Finished with nine points and four boards vs. Maryland...Eight double-figure games in 2024-25, including 11 points at No. 16 Oregon...Had a strong performance vs. Rutgers with 10 points, seven rebounds and five assists...Finished with 14 points and four boards at Iowa...Totalled 11 points and four rebounds vs. No. 15 UCLA...Tallied 18 points and nine rebounds vs. UTRGV...Played in 16 games at Utah before a season-ending injury in 2023-24, averaging 9.9 points, 5.5 assists and 4.9 rebounds per game...Was third in Pac-12 in assists and leading conf. in asst.-to-turnover ratio (2.93-to-1) at the time of his injury...Started all 30 games he played in 2022-23, averaging 8.6 points, 5.2 rebounds and 5.0 assists per game...Nearly had triple-double vs. No. 4 Arizona with 12 points, 11 rebounds and nine assists.

Career Bests (includes Utah/Utah St.): Pts: 19 | Reb: 11 | Ast: 10 (4x) | Stl: 6

#3 BRICE WILLIAMS | G | SR. | 6-7 | 214 | HUNTERVILLE, N.C.

2024-25 Averages: PPG: 19.4 | RPG: 4.0 | APG: 3.0 | SPG: 1.1

Worth Noting: Three-time USBWA Player of the Week...14 games with 20+ points, including two 30-point games...Had 17 points and five assists at Penn State...Finished with 21 points, four assists and three steals at Northwestern...Had his first double-double of 2024-25 with 24 points and 10 boards vs. Ohio State...Finished with 28 points, six boards and six assists at No. 16 Oregon...Led NU with 27 points along with eight boards vs. No. 18 Illinois...Diamond Head Classic MVP...Matched career high with 32 points at Hawai'i...Earned B1G and National POW after posting 30 points, six assists and five boards vs. Indiana...Averaged 13.4 ppg, 5.5 rpg and 2.5 apg in 2023-24...Second-team Conference USA pick in 2022-23, averaging 13.8 ppg and 5.3 rpg...His late father (Henry) scored a school-record 2,382 points at Charlotte and is a member of the school's Hall of Fame.

Career Bests (includes Charlotte): Pts: 32 (2x) | Reb: 13 | Ast: 9 | Stl: 4

#4 JUWAN GARY | F | SR. | 6-6 | 226 | COLUMBIA, S.C.

2024-25 Averages: PPG: 13.3 | RPG: 4.6 | SPG: 1.2

Worth Noting: Held to six points along with three assists and three steals at Penn State...Had 13 of his 17 points in the second half at Northwestern...Led NU with 22 points vs. No. 25 Maryland, his fifth 20-point game of the year...Totalled 23 points at No. 16 Oregon...Posted a career high 27 points vs. USC...Posted his first double-double of the year at Iowa with 13 points and a season-high 13 boards...Keyed NU's win at No. 14 Creighton with 16 points and seven boards...Averaged 11.6 ppg and 6.1 rpg in 2023-24, leading NU in both blocks and steals per game...Totalled five double-doubles in 2023-24, highlighted by a 13-point, 18-board effort at K-State...Started 17 games before shoulder surgery in 2022-23...Helped Crimson Tide to an SEC title and an NCAA Sweet 16 appearance in 2020-21.

Career Bests (includes Alabama): Pts: 27 | Reb: 18 | Ast: 5 | Bl: 4 | St: 5

#23 ANDREW MORGAN | F | SR. | 6-10 | 242 | WASECA, MINN.

2024-25 Averages: PPG: 8.4 | RPG: 4.2

Worth Noting: Started seven of the past eight games...Comes off a career high 18 points on 8-of-8 shooting at Penn State...Has 12 double-figure games this season...Totalled 15 points on 5-of-6 shooting vs. No. 25 Maryland...Finished with 17 points and five rebounds at Maryland...Totalled 10 points vs. No. 15 UCLA...Collected his first double-double of the year and fifth of his career with 12 points and a season-high 12 rebound vs. Murray State...Led NU with 14 points and seven boards at Michigan State...Was a two-year starter at NDSU, earning second-team All-Summit League honors in 2023-24 (12.9 ppg, 5.0 rpg)...Ranked among Summit League leaders in scoring (15th), rebounding (16th) and free throw percentage (.703, ninth) in 2023-24...Made 30 starts in 2022-23, averaging 10.5 ppg and 5.3 rpg.

Career Bests (includes NDSU): Pts: 31 | Reb: 15 | Ast: 4 (3x) | Stl: 2 (4x) | Bl: 3 (2x)

NATIONAL POLLS

ASSOCIATED PRESS (FEB. 17)

No	Team (1st)	Record	Points	Prev.
1	Auburn	23-2	1499	1
2	Florida	22-3	1387	3
3	Duke	22-3	1382	3
4	Alabama	21-4	1335	2
5	Houston	21-4	1290	6
6	Tennessee	21-5	1147	5
7	Texas A&M	20-5	1140	8
8	Iowa State	20-5	1034	10
9	Texas Tech	20-5	969	12
10	St. John's	22-4	933	9
11	Wisconsin	20-5	879	16
12	Michigan	20-5	734	20
13	Purdue	19-7	732	7
14	Michigan State	20-5	724	11
15	Missouri	19-6	573	21
16	Marquette	19-6	527	18
17	Kentucky	17-8	518	15
18	Clemson	21-5	499	23
19	Arizona	17-8	362	13
20	Maryland	20-6	361	25
21	Mississippi State	18-7	325	22
22	Memphis	21-5	308	14
23	Kansas	17-8	193	17
24	Ole Miss	19-7	177	19
25	Louisville	20-6	137	NR

Others receiving votes: UCLA 123, UConn 106, Illinois 59, Louisville 53, New Mexico 40, Drake 21, Saint Mary's 20, Utah St. 8, George Mason 7, Gonzaga 5.

USA TODAY COACHES (FEB. 17)

No	Team (1st)	Record	Points	Prev.
1	Auburn (31)	23-2	775	2
2	Florida	22-3	712	3
3	Duke	22-3	704	5
4	Alabama	21-4	692	1
5	Houston	21-4	672	6
6	Tennessee	21-5	605	4
7	Texas A&M	20-5	570	9
8	Iowa State	20-5	534	10
9	St. John's	22-4	501	8
10	Texas Tech	20-5	488	12
11	Wisconsin	20-5	441	15
12	Michigan	20-5	413	17
13	Michigan State	20-5	407	11
14	Purdue	19-7	388	7
15	Marquette	19-6	284	16
16	Missouri	19-6	272	22
17	Clemson	21-5	267	19
18	Arizona	17-8	223	13
19	Memphis	21-5	184	14
20	Maryland	20-6	183	25
21	Kentucky	17-8	162	18
22	Louisville	20-6	109	NR
23	Mississippi State	18-7	106	NR
24	Saint Mary's	23-4	86	NR
25	Kansas	17-8	69	20

Others receiving votes: Ole Miss 64; UCLA 49; New Mexico 41; Creighton 37; Gonzaga 15; UConn 11; Illinois 5; UC San Diego 3; VCU 2; George Mason 1

BIG TEN STANDINGS (FEB. 22)

Team	B1G	Pct.	Overall	Pct.
Michigan State	13-3	.813	22-5	.815
Michigan	12-3	.800	20-6	.789
Wisconsin	11-4	.733	21-5	.808
Maryland	11-5	.688	21-6	.778
Purdue	11-5	.688	19-8	.704
UCLA	10-6	.625	19-8	.704
Illinois	9-8	.529	17-10	.630
Oregon	8-8	.500	19-8	.704
Nebraska	7-9	.438	17-10	.630
Ohio State	7-9	.438	15-12	.556
Indiana	6-9	.400	15-11	.577
Minnesota	6-9	.400	14-12	.538
USC	6-9	.400	14-12	.538
Rutgers	6-10	.375	13-14	.481
Iowa	5-10	.333	14-12	.538
Northwestern	5-11	.313	14-13	.519
Washington	4-11	.267	13-13	.500
Penn State	4-12	.250	14-13	.519

Big Ten Schedule

All times listed are central

Date	Contest	Time
Feb. 20	Northwestern 71, Ohio State 49	
Feb. 20	Maryland 88, USC 71	
Feb. 21	Michigan State 75, Michigan 62	
Feb. 22	Oregon at Wisconsin	11:00 AM CST
Feb. 22	Penn State at Minnesota	1:00 PM CST
Feb. 22	Washington at Iowa	3:00 PM CST
Feb. 22	Illinois vs. Duke	7:00 PM CST
Feb. 23	Purdue at Indiana	12:30 PM CST
Feb. 23	Ohio State at UCLA	2:45 PM CST
Feb. 23	USC at Rutgers	5:00 PM CST
Feb. 24	Michigan at Nebraska	7:00 PM CST
Feb. 25	Northwestern at Minnesota	6:00 PM CST
Feb. 25	Washington at Wisconsin	8:00 PM CST
Feb. 25	Iowa at Illinois	8:00 PM CST
Feb. 26	Michigan State at Maryland	5:30 PM CST
Feb. 26	Penn State at Indiana	7:30 PM CST
Feb. 26	Ohio State at USC	9:30 PM CST
Feb. 27	Rutgers at Michigan	8:00 PM CST
Feb. 28	UCLA at Purdue	7:00 PM CST
Feb. 28	Iowa at Northwestern	8:00 PM CST
March 1	Maryland at Penn State	11:00 AM CST
March 1	Minnesota at Nebraska	1:00 PM CST
March 1	USC at Oregon	3:00 PM CST
March 1	Indiana at Washington	5:00 PM CST
March 2	Wisconsin at Michigan State	12:30 PM CST
March 2	Illinois at Michigan	2:45 PM CST
March 3	UCLA at Northwestern	8:00 PM CST
March 4	Rutgers at Purdue	6:00 PM CST
March 4	Indiana at Oregon	8:00 PM CST
March 4	Nebraska at Ohio State	8:00 PM CST
March 5	Maryland at Michigan	2:45 PM CST
March 5	Wisconsin at Minnesota	7:30 PM CST
March 5	Washington at USC	9:30 PM CST
March 6	Michigan State at Iowa	7:00 PM CST
March 7	Purdue at Illinois	7:00 PM CST
March 8	Penn State at Wisconsin	12:00 PM CST
March 8	Northwestern at Maryland	2:00 PM CST
March 8	Ohio State at Indiana	2:45 PM CST
March 8	USC at UCLA	5:00 PM CST
March 9	Michigan at Michigan State	11:00 AM CDT
March 9	Iowa at Nebraska	11:30 AM CDT
March 9	Minnesota at Rutgers	12:00 PM CDT
March 9	Oregon at Washington	2:00 PM CDT

BY THE NUMBERS

Nebraska Cornhuskers			Michigan Wolverines		
2024-25 Team Statistics (Record: 17-10, 7-9 Big Ten)			2024-25 Team Statistics (Record: 20-6, 12-3 Big Ten)		
Category	Nebraska	OPP	Category	MICH	OPP
SCORING	2044	1944	Scoring	2102	1850
Points per game	75.7	72.0	Points per game	80.8	71.2
Scoring margin	+3.7	-	Scoring margin	+9.7	-
FIELD GOALS-ATT	710-1538	692-1626	Field goals-att	737-1506	666-1621
Field goal pct	.462	.426	Field goal pct	.489	.411
3 POINT FG-ATT	197-593	257-757	3 point fg-att	233-654	192-609
3-point FG pct	.332	.339	3-point FG pct	.356	.315
3-pt FG made per game	7.3	9.5	3-pt FG made per game	9.0	7.4
FREE THROWS-ATT	427-564	303-426	Free throws-att	395-544	326-457
Free throw pct	.757	.711	Free throw pct	.726	.713
F-Throws made per game	15.8	11.2	F-Throws made per game	15.2	12.5
REBOUNDS	938	949	Rebounds	982	851
Rebounds per game	34.7	35.1	Rebounds per game	37.8	32.7
Rebounding margin	-0.4	-	Rebounding margin	+5.0	-
ASSISTS	384	368	Assists	430	291
Assists per game	14.2	13.6	Assists per game	16.5	11.2
TURNOVERS	318	342	Turnovers	376	318
Turnovers per game	11.8	12.7	Turnovers per game	14.5	12.2
Turnover margin	+0.9	-	Turnover margin	-2.2	-
Assist/turnover ratio	1.2	1.1	Assist/turnover ratio	1.1	0.9
STEALS	197	162	Steals	151	192
Steals per game	7.3	6.0	Steals per game	5.8	7.4
BLOCKS	82	86	Blocks	105	58
Blocks per game	3.0	3.2	Blocks per game	4.0	2.2

ABOUT MICHIGAN

Michigan has a quick turnaround following Friday's loss to Michigan State in Ann Arbor. The Wolverines, who won just eight games last season, are poised to reach the NCAA Tournament for the first time since 2022.

Dusty May is in his first season after spending six years at Florida Atlantic. He guided the Owls to three straight postseason appearances, including a Final Four in 2022, and a 126-69 record in that span. FAU was 35-4 in 2021-22, including a 20-game win streak before losing to San Diego State in the national semifinals. In his final year at FAU, the Owls won 25 games and reached the NCAA Tournament. Before taking the FAU job, May served as an assistant at Florida, Louisiana Tech, UAB, Murray State and Eastern Michigan.

The Wolverines have five players averaging double figures, while their top four scorers are all in their first season in Ann Arbor. FAU transfer Vladislav Goldin leads Michigan with 15.9 points per game while shooting 64 percent from the field. Yale transfer Danny Wolf has emerged as one of the Big Ten's top players, averaging 12.8 ppg and a conference-high 9.9 rpg. Wolf, a 6-foot-10 forward, also averages more than 3.5 assists per game. Auburn transfer Trey Donaldson is at 12.3 ppg and tops Michigan with 3.9 apg while shooting 40 percent from 3-point range. Ohio State transfer Roddy Gayle Jr. is at 10.6 ppg while Nimari Burnett, the lone returning starter from a year ago, chips in 10.2 ppg.

Series History: Michigan leads the all-time series, 22-5, in a series that goes back to 1949, although the Wolverines' win over the Huskers in the 1992 Rainbow Classic was later vacated. Michigan has won 16 of the 19 meetings since Nebraska joined the Big Ten but Nebraska won both games last season, including the program's first win in Ann Arbor. One of Nebraska's five wins in the series was a 74-73 win over No. 1 Michigan at the NU Coliseum on Dec. 12, 1964. In that game, Fred Hare's buzzer beater knocked off the Cazzie Russell-led Wolverines. That win is one of four wins over No. 1 ranked teams in Nebraska's history.

SERIES AT A GLANCE

- All-Time: Michigan leads, 22-5
- In Lincoln: Michigan leads, 7-4
 - At Pinnacle Bank Arena: Michigan leads, 6-2
- In Ann Arbor: Michigan leads, 12-1
 - At Crisler Center: Michigan leads, 9-1
- In Big Ten Conference games: Michigan leads, 14-3
- In Big Ten Tournament games: Michigan leads, 1-0
- Note: Michigan vacated win against NU in 1992
- Husker-Wolverine Superlatives**
 - Most consecutive wins (year ended): Nebraska 2 (2024-present); Michigan 10 (1980-2017)
 - Most points scored: Nebraska, 85, at Ann Arbor, Mich., Jan. 14, 2017; at Ann Arbor, March 10, 2024; Michigan, 102, at Lincoln, Neb., Dec. 7, 2021
 - Highest combined score: 176, Michigan 91, Nebraska 85, at Ann Arbor, Mich., Jan. 14, 2017
 - Biggest winning margin: Nebraska, 20, at Lincoln, Neb., Jan. 18, 2018; at Lincoln, Neb., Feb. 10, 2024; Michigan, 36, at Lincoln, Neb., March 5, 2017

SERIES HISTORY

Date	Site	Rk.	Result	Neb.	Mich.
12-29-49	N	-/-	L	65	67
12-10-55	A	-/-	L	71	77
12-8-56	H	-/-	W	73	60
12-7-57	A	-/-	L	57	81
12-6-63	A	-/6	L	55	80
12-12-64	H	-/1	W	74	73
3-6-80	A	-/-	L	69	76
12-28-92	N	20/6	L	73	88
2-8-12	H	-/22	L	46	62
1-9-13	H	-/2	L	47	62
1-9-14	H	-/-	L	70	71
2-5-14	A	-/10	L	50	79
1-27-15	A	-/-	L	44	58
1-23-16	H	-/-	L	68	81
1-14-17	A	-/-	L	85	91
3-5-17	H	-/-	L	57	93
1-18-18	H	-/23	W	72	52
3-2-18	N	-/15	L	58	77
2-28-19	A	-/9	L	53	82
1-28-20	H	-/-	L	68	79
3-5-20	A	-/19	L	58	82
12-25-20	H	-/19	L	69	80
12-7-21	H	-/-	L	67	102
2-1-22	A	-/-	L	79	85
2-8-23	A	-/-	L	72	93
2-10-24	H	-/-	W	79	59
3-10-24	A	-/-	W	85	70
!-later vacated					

CAREER STATS VS. MICHIGAN

Player	GP	Min-Avg	FG-FGA	Pct	3FG-FGA	Pct	FT-FTA	Pct	Off	Def	Tot	Avg	PF	A	TO	Blk	Stl	Pts	Avg
Essegian	3	78-26.0	16-36	.444	3-17	.176	12-13	.923	0	7	7	2.3	7	2	3	0	2	47	15.7
Mast	2	58-29.0	8-18	.444	2-5	.400	5-6	.833	3	8	11	5.5	4	11	4	2	1	23	11.5
Williams	2	60-30.0	8-15	.533	1-3	.333	6-10	.600	1	6	7	3.5	6	4	1	0	1	23	11.5
Gary	2	54-27.0	6-11	.545	1-3	.333	1-4	.250	4	10	14	7.0	3	3	2	2	2	14	7.0
Hoiberg	3	57-19	2-6	.333	1-3	.333	4-4	1.000	1	4	5	1.7	6	5	2	0	2	9	3.0
Ulis	4	39-9.9	4-11	.364	1-2	.500	1-2	.500	0	3	3	0.8	2	0	3	0	2	10	2.5
Griffiths	2	25-12.5	1-7	.143	1-4	.250	0-0	.000	0	4	4	2.0	2	1	0	0	1	3	1.5
Grace	3	4-1.3	0-0	.000	0-0	.000	2-4	.500	0	2	2	0.7	0	1	0	0	0	2	0.7
Burt	2	3-1.5	0-1	.000	0-1	.000	0-0	.000	0	1	1	0.5	1	0	0	0	0	0	0.0
Jacobsen	2	3-1.5	0-0	.000	0-0	.000	0-0	.000	0	0	0	0.0	0	0	0	0	0	0	0.0

Michigan Probable Starters

No.	Name	Yr.	Pos.	Ht.	Wt.	G/GS	PPG	RPG	Other
3	Tre Donaldson	Jr.	G	6-3	195	26/26	12.3	3.4	3.9 apg
4	Nimari Burnett	Gr.	G	6-5	200	26/26	10.2	3.4	1.5 apg
11	Roddy Gayle Jr.	Jr.	G	6-5	205	25/21	10.6	3.8	2.6 apg
1	Danny Wolf	Jr.	F/C	7-0	250	26/26	12.8	9.9	1.5 bpg
50	Vladislav Goldin	Gr.	C	7-1	250	26/26	15.9	6.1	1.5 bpg

2024-25 Stats

No.	Name	Yr.	Pos.	Ht.	Wt.	G/GS	PPG	RPG	Other
3	Tre Donaldson	Jr.	G	6-3	195	26/26	12.3	3.4	3.9 apg
4	Nimari Burnett	Gr.	G	6-5	200	26/26	10.2	3.4	1.5 apg
11	Roddy Gayle Jr.	Jr.	G	6-5	205	25/21	10.6	3.8	2.6 apg
1	Danny Wolf	Jr.	F/C	7-0	250	26/26	12.8	9.9	1.5 bpg
50	Vladislav Goldin	Gr.	C	7-1	250	26/26	15.9	6.1	1.5 bpg

WORTH NOTING

• Nebraska enters the weekend ranked No. 52 in the NET heading into Monday's game with Michigan. The game with the Wolverines is a Quad 1 game for the Huskers, who already have five Quad 1 wins this season.

Nebraska is currently one of 10 Big Ten teams in the top 55 of the NET on Feb. 21. All 18 teams are currently in the top 100 of the NET, including 15 in the top 75.

• Nebraska looks for its school-record fifth ranked win of the season against Michigan. The Wolverines were No. 12 in the Feb. 17 AP poll but will have a new ranking at game time. NU is 4-3 against ranked opponents this season, as the four ranked wins tie a school record done three other times in school history.

• Nebraska has won multiple games against ranked foes in three of the past four years and is now 9-10 in its last 19 games against ranked teams dating back to March 1, 2022.

• Fred Hoiberg will be looking to move into a tie for eighth place on Nebraska's career wins list on Monday. Hoiberg has 80 wins at Nebraska and next up on the wins chart is his grandfather, Jerry Bush, who won 81 games between 1954-55 and 1962-63.

• Brice Williams saw his streak of six consecutive 20-point games end at Penn State on Wednesday. It was the longest streak by a Husker since Tyrone Lue had seven straight 20-point effort in the 1997-98 season. The school record for 20-point games was set by Dave Hoppen, who had 10 straight during the 1984-85 season.

• Andrew Morgan went 8-of-8 from the field against Penn State, as his eight field goals without a miss in a conference game trailed only Venson Hamilton, who was 9-of-9 against Iowa State on Feb. 3, 1996. Morgan has made his last 10 field goal attempts dating back to the Northwestern game. The school record for consecutive field goals over multiple games is 15 by Derrick Walker in 2021 and Ade Dagunduro in 2008.

• Brice Williams looks to become the 32nd Husker to join the 1,000-point club at Nebraska, as he enters the Michigan game 22 points shy of 1,000 points. He would be the second Husker from North Carolina to reach the 1,000-point mark at Nebraska, joining Venson Hamilton, who scored 1,416 points in his Husker career.

• Brice Williams has played in 61 games at Nebraska, and he is averaging 19.5 ppg over his last 31 games dating back to the 2024 Big Ten Tournament. He has been in double figures in 29 of the last 31 contests, including 17 20-point games. Williams averaged just 12.5 ppg over his first 30 games at Nebraska in 2023-24.

• Nebraska comes into Monday's game at Michigan averaging 75.7 points per game. It is on pace to be NU's second-highest scoring average since joining the Big Ten in 2011-12. NU has scored 70+ points 18 times, including nine games with at least 80 points. Last season, NU averaged 77.7 points per game for 34 games, its highest offensive total since the 1995-96 season.

• NU has relied on its depth with six players averaging at least 7.2 points per game. Eight players have posted double-figure efforts, while three players (Brice Williams, Connor Essegian and Juwan Gary) have recorded 20-point games. Williams is the only Husker in the top 25 of the Big Ten in scoring as of Feb. 21.

2024-25 Season Highlights at a Glance

- 4 Wins over ranked teams (ties school record)
- 2 Road wins over ranked teams for 2nd time in B1G era
- 1st MTE event title since 2000
- 1st win over UCLA since 1955 (lost last 4)
- 1st win over Illinois since 2019 (lost last 9)
- 1st win at NW in Evanston since 2014
- 2nd straight win at Creighton (1st time since mid 90s)
- 4 of 9 losses by 3 points or less or in OT

Wins vs. Ranked Opponents

No.	Years
4	4x (1990-91, 1993-94, 1998-99, 2024-25)
3	6x (1957-58, 1991-92, 1994-95, (2007-08, 2010-11, 2013-14)

Tracking Williams

Player	MPG	PPG	FG Pct	3 Pt Pct	FT Pct
First 30 at NEB	29.5	12.5	.435	.385	.844
Last 31 at NEB	32.9	19.5	.473	.359	.892

NU's Highest Scoring Offenses (B1G era)

No.	PPG	Year
1.	77.7	2023-24
-	75.7	2024-25
2.	73.3	2021-22
3.	72.3	2017-18
4.	72.2	2015-16
5.	71.8	2018-19

RECORD AT PINNACLE BANK ARENA

Season	Wins	Losses	Pct.
2013-14	15	1	.938
2014-15	10	6	.625
2015-16	10	8	.556
2016-17	8	8	.500
2017-18	16	1	.941
2018-19	13	5	.722
2019-20	5	11	.313
2020-21	6	9	.400
2021-22	7	11	.368
2022-23	11	4	.733
2023-24	18	1	.947
2024-25	10	3	.769
Totals	129	69	.652

2024-25 MISC. STATS

TEAM LEADERS

Double-Figure Scoring Games: Williams (25); Gary (18); Essegian (13); Morgan (12); Worster (8); Büyüktuncel (5); Meah (2); Ulis (1)

10+ Rebounding Games: Morgan (1); Gary (1); Williams (1)

10+ Assist Games: Ulis (1)

Double-Doubles: Morgan (1); Gary (1); Williams (1)

Triple-Doubles: N/A

20-Point Games: Williams (14); Gary (5); Essegian (4)

30-Point Games: Williams (2)

Games Leading NU in Scoring: Williams (15); Essegian (6); Gary (5); Morgan (2)

Games Leading NU in Rebounding: Büyüktuncel (8); Morgan (4); Williams (5); Worster (4); Gary (5); Essegian (1); Hoiberg (1); Meah (2); Griffiths (1)

Games Leading NU in Assists: Williams (12); Worster (9); Gary (3); Ulis (5); Hoiberg (3); Morgan (1); Essegian (1)

Games Leading NU in Blocks: Büyüktuncel (8); Gary (9); Morgan (5); Meah (4); Worster (4); Griffiths (3); Hoiberg (2); Jacobsen (1); Williams (3); Worster (1); Essegian (1); None (2)

Games Leading NU in Steals: Williams (9); Hoiberg (9); Gary (8); Büyüktuncel (7); Worster (6); Morgan (3); Ulis (2); Meah (2); Jacobsen (1); Essegian (2)

HUSKER DOUBLE-DOUBLES IN 2024-25

Player	Opponent	Totals
Morgan	Murray State	12 pts/12 reb
Gary	at Iowa	13 pts/13 reb
Williams	Ohio State	24 pts/10 reb

HUSKER DOUBLE-DOUBLES CHART

Player	2024-25	at Neb	Career*
Mast	0	6	26
Gary	1	7	9
Williams	1	2	6
Meah	0	0	6
Worster	0	0	4
Morgan	1	1	5
Totals	3	16	56

*Includes previous schools

DOUBLE-DIGIT RUNS IN 2024-25 (17)

Run	Opponent	Time (Half)
16-0	Murray State	14:45-8:43 (1st)
15-0	at Hawai'i	7:03-0:40 (1st)
15-0	UCLA	15:38-9:30 (1st)
15-0	North Florida	18:15-14:03 (1st)
14-0	Iowa	6:46-1:18 (1st)
12-0	UTRGV	4:34-2:30 (2nd)
11-0	Saint Mary's	1:19 (1st)-18:54 (2nd)
11-0	at Creighton	7:40-2:37 (1st)
11-0	Southern	10:12-4:48 (1st)
11-0	at Wisconsin	12:44-6:41 (1st)
11-0	at Washington	18:19-13:20 (2nd)
11-0	Ohio State	12:59-7:52 (2nd)
11-0	at Northwestern	15:05-10:49 (2nd)
10-0	FDU	11:49-8:53 (1st)
10-0	South Dakota	6:43-5:14 (1st)
10-0	North Florida	3:58-0:00 (2nd)
10-0	Indiana	6:27-3:08 (2nd)
10-0	Southern	2:45-0:00 (2nd)

2024-25 MBB QUICK FACTS

Location	Lincoln, Neb.
Founded	1869
Enrollment	23,992 (fall 2024)
Nickname	Cornhuskers, Huskers
Colors	Scarlet & Cream
Affiliation	NCAA Division I
Conference	Big Ten Conference
Home Arena	Pinnacle Bank Arena
Capacity/Year Opened	15,000/2013
University of Nebraska President	Dr. Jeffrey P. Gold
Chancellor	Rodney Bennett
Director of Athletics	Troy Dannen
Athletic Dept. Phone	(402) 472-4224
Assistant A.D./Ticketing	Holly Adam
Ticket Office Phone	(402) 472-3111 or 1-800-8BIGRED
Website	Huskers.com

BASKETBALL HISTORY

First year of basketball	1896-97
Regular-season conference titles (last)	7 (1950)
Postseason conference titles (last)	1 (1994)
All-time postseason appearances	27
All-time postseason record	24-26
NCAA Appearances (last)	8 (2024)
NCAA Record	0-8
NIT Appearances (last)	19 (2019)
NIT Record	24-18

BASKETBALL STAFF

Head Coach	Fred Hoiberg (6th season)
Alma Mater (Year)	Iowa State (1995)
Assistant Coaches	Adam Howard (3rd season)
	Nate Loenser (4th season)
	Ernie Zeigler (3rd season)
Director of Men's Basketball Strength and Conditioning	Kurt Joseph
Director of Basketball Strategies & Business Operations	Luca Virgilio
Asst. Director of Operations	Sheryl Burbach
Director of Player Development	Emmanuel Tommy
Video Coordinator	Michael Bania
Recruiting Coordinator	Padyn Borders
Graduate Managers	Nihilo Ibarra, Justin Moore
	Josiah Allick and Satchel Stern
Athletic Trainer	Andrew McCabe
Equipment Manager	Pat Norris

2024-25 TEAM INFORMATION

2023-24 Record	23-11 (18-1 H, 3-8 A, 2-2 N)
Big Ten Record (Finish)	12-8 (t-3rd)
Big Ten Championship	1-1, def. Indiana, 93-66;
	lost to Illinois, 87-98
Postseason	NCAA First Round
Starters Returning/Lost	3/2
Lettermen Returning/Lost	7/7
Scholarship Newcomers	8

COMMUNICATIONS INFORMATION

Sr. Associate A.D./Communications	Keith Mann
Office Phone	(402) 472-2263
Sr. Assoc. Director/MBB Contact	Shamus McKnight
Office/Cell Phone	(402) 472-7772 / (402) 540-0268
E-Mail	smcknight@huskers.com
Press Row Phone	(402) 904-5925
Communications Mailing Address	800 Stadium Drive
	Lincoln, NE 68588-0123

MEDIA SITE

Additional media resources, including a digital media guide, and headshots are available at our media site.
<https://go.unl.edu/202425-mbbmedia>

.617

Over the last three-plus seasons, Nebraska has played some of its best basketball down the stretch, and NU is 4-2 this month with the Michigan game being NU's final game in February. Since the start of the 2021-22 season, NU is 21-13 in Big Ten games after Feb. 1.

- Nebraska posted its fifth double 20-point game of the season against Maryland on Feb. 13, as Juwan Gary (22) and Brice Williams (20) both went over the 20-point mark. NU now has multiple players score 20+ points 16 times in Fred Hoiberg's six seasons.
- Nebraska overcame a 20-point second-half deficit to win at Northwestern on Feb. 16. It was the largest deficit overcome by a Big Ten team in a conference game since Feb. 17, 2018 when Michigan State overcame a 27-point deficit at Northwestern at Allstate Arena. The 20-point comeback was NU's largest of the Big Ten era.
- Fred Hoiberg has 32 wins over ranked opponents, including 11 career wins against top-10 teams, in his collegiate coaching career. In addition, his five road wins against ranked opponents is second only to Danny Nee (seven) all-time among NU men's basketball coaches.
- Nebraska allowed 1.31 points per possession in Wednesday's loss to Penn State, its second-highest total of the year. It came after holding Northwestern to 0.93 PPP in Sunday's comeback, its best defensive effort since holding UCLA to 0.80 PPP on Jan. 4. NU is 12-0 when holding opponents to under one point per possession, but 5-10 when opponents are above 1.0 PPP. Nebraska has won its last 29 games dating back to the 2022-23 season when holding an opponent under 1.0 PPP.

• On Jan. 26, Brice and his father, Henry, became the seventh father-son duo to combine for 4,000 career points at the college level. Brice now has 1,779 career points and is now only 22 points away from reaching 1,000 as a Husker. Henry Williams, who passed away in 2018, was Charlotte's all-time leading scorer with 2,383 career points.

Father-Son Duos with 4,000 Points

No.	Father (College)	Years	Points	Son (College)	Years	Points	Total
1.	Dell Curry (Virginia Tech)	1983-86	2,389	Stephen Curry (Davidson)	2006-09	2,635	5,024
2.	Mike Davis (Alabama)	1979-83	1,211	Antoine Davis (Detroit)	2018-23	3,664	4,875
3.	Steve Burt Sr. (Iona)	1980-84	2,534	Steve Burt Jr. (Iona)	2002-06	2,034	4,568
4.	Dell Curry (Virginia Tech)	1983-86	2,389	Seth Curry (Duke/Liberty)	2009-13	2,101	4,490
5.	Steve Alford (Indiana)	1983-86	2,438	Bryce Alford (UCLA)	2013-17	1,922	4,360
6.	Greg McDermott (Northern Iowa)	1984-88	1,033	Doug McDermott (Creighton)	2010-14	3,150	4,183
7.	Henry Williams (Charlotte)	1988-92	2,383	Brice Williams (Charlotte/Nebraska)	2019-25	1,779	4,162

• Connor Essegian has been one of the Big Ten's best sixth men, as the junior guard enters Monday's game with Michigan averaging 10.8 points per contest. Essegian is one of only three Big Ten reserves currently averaging double figures while making five or fewer starts.

• With its 17-10 record in 2024-25, Nebraska is 46-24 over the last 69 games dating back to the start of February 2023. NU's .657 winning percentage is fifth among all Big Ten programs and just .004 percentage points out of third. NU went just 33-80 from the start of the 2019-20 season until Feb. 1, 2023.

• Of Nebraska's 10 losses, six were one-possession games within the last 45 seconds of regulation.

• Brice Williams is just the sixth Husker in the Big Ten era to have multiple 30-point games. He had 30 points in the win over Indiana on Dec. 13 and tied his career high with 32 points against Hawai'i on Dec. 23.

• Ahron Ulis dished out a career-high 10 assists on Jan. 19 at Maryland. It more than tripled his previous season high of three and marked the first time a Husker had 10 assists in a game since Alonzo Verge Jr. in 2022.

LAST TIME OUT

Nebraska saw its four-game road win streak snapped, falling to Penn State, 89-72, at the Bryce Jordan Center on Feb. 19.

Penn State shot 61 percent from the field, including 67 percent in the first half and put six players in double figures, led by 19 apiece from Zach Hicks and Yanic Konan Neiderhauser.

For Nebraska, Connor Essegian had a team-high 20 points off the bench while Andrew Morgan and Brice Williams had 18 and 17 points, respectively. The Huskers shot 52 percent from the floor on the night but had 16

Multiple Double 20+ Games in 2024-25

Opponent (Date)	Players
South Dakota (11/27/24)	Essegian 29, Williams 21
at Hawai'i (12/23/24)	Williams 32, Gary 21
Rutgers (1/16/25)	Williams 21, Gary 20
at Oregon (2/2/25)	Williams 28, Gary 23
Maryland (2/13/25)	Gary 22, Williams 20

Largest Comebacks Since 1996-97

No.	Opponent	Comeback	Year
1.	at Northwestern	20	2024-25
	USC	20	2010-11
3.	Wisconsin	19	2023-24
	Iowa	19	2012-13
5.	Wisconsin	17	2022-23

KenPom Adjusted Defense (as of Feb. 21)

Year	Adj D.	NCAA Rk.
2021-22	102.9	178th
2022-23	98.8	69th
2023-24	98.7	43rd
2024-25	98.8	42nd

B1G Bench Scoring Leaders (5 or less starts)

No.	Player	PPG
1.	Will Riley (ILL)	11.9
2.	Connor Essegian (NEB)	10.8
3.	Jase Richardson (MSU)	10.4

as of Feb. 21

Best Records in B1G since Feb. 1, 2023

No.	Team	Record	Pct.
1.	Purdue	61-18	.772
2.	Wisconsin	51-26	.662
	Michigan State	49-25	.662
4.	Illinois	50-26	.658
5.	Nebraska	46-23	.657

as of games of Feb. 21

NU's 30-Point Games (Big Ten era)

No.	Player	30+ Point Games
1.	James Palmer Jr.	4
2.	Terran Petteway	3
	Shavon Shields	3
	Keisei Tominaga	3
5.	Brice Williams	2
	Andrew White II	2

Notes from the Penn State Game

- Andrew Morgan posted his 12th double-figure game this season with a season-high 18 points, including 16 in the second half. Morgan's previous season high is 17 at Maryland on Jan.19.
- Connor Essegian finished with a team-high 20 points, his fourth 20-point game of the season and sixth of his career.
- Penn State became the fourth opponent to shoot over 50 percent against Nebraska this season.

3

Brice Williams is 22 points away from reaching 1,000 career points at Nebraska. Only three players - Terran Petteway, Dave Hoppen and James Palmer Jr. - have reached 1,000 points at Nebraska in two seasons.

turnovers and allowed Penn State to take control from the onset.

Penn State shot 66 percent from the field and 11-of-12 from the line in the opening 20 minutes, as Kiederhauser had 15 first half points for the hosts. Nebraska shot just 36 percent from the floor in the first half, and committed 11 turnovers, which helped stake the hosts to a 50-27 lead.

WILLIAMS BUILDS ALL-BIG TEN RESUME

Brice Williams is putting together a strong case to be the first Husker since 2018 to be a first-team All-Big Ten selection. The 6-foot-7 senior enters the Michigan game averaging a career-best 19.4 points per game along with 3.0 assists, 4.0 rebounds and 1.1 steals per contest.

- He ranks in the top five in the Big Ten in both scoring and free throw percentage and also leads the Huskers in assists per game.
- Williams' 19.4 ppg average is the highest by any player in Fred Hoiberg's 10-year college coaching career and is currently tied for 10th on NU's single-season scoring list. The last Husker to finish a season averaging at least 18 points per game was James Palmer Jr. (19.7 in 2018-19).
- He has reached double figures 25 times, including a pair of 30-point games and nine 25-point performances.
- His 14 games with at least 20 points ties for second in the Big Ten. He had a streak of six straight 20-point games snapped at Penn State on Feb. 19, the longest streak by a Husker since 1997-98.
- Williams is a three-time USBWA National Player of the Week and a two-time Big Ten player of the Week. He is the only Husker to win the USBWA national award since it began in 2010 and just the second Husker to be a multiple Big Ten Player of the Week.
- His most recent Big Ten and national honor came on Feb. 3 when he averaged 27.5 ppg, 7.5 rpg and 4.0 apg in wins over No. 18 Illinois and No. 16 Oregon. He captured national honors from the AP and USBWA and Big Ten honors. In the win over Illinois, he took over in OT, scoring NU's final eight points to snap a six-game losing streak.
- He was the MVP of the Diamond Head Classic, averaging 22.0 points per game on 56 percent shooting, along with 3.7 rebounds, 3.0 assists and 2.0 steals per game. He tied a career high with 32 points in the semifinal win over Hawai'i and had 25 points, seven boards and four assists against Oregon State.
- Williams has five career 30-point games including his time at Charlotte. This season, he tied his career high with 32 points at Hawai'i on Dec. 23 and had 30 points against Indiana on Dec. 13.
- He is shooting a career-best 90.1 percent from the foul line to rank fourth in the Big Ten in free throw percentage. He is bidding to become the third player in school history to shoot 90 percent from the foul line (Jack Moore, 1980-81 and 1981-82; Cary Cochran, 2001-02).

GARY POWERS LATE-SEASON SURGE

As one of the senior leaders, Juwan Gary has made an all-around impact on the Husker lineup. He is averaging a career-best 13.3 points per game while adding 4.6 rebounds and 1.2 steals per game.

- He ranks second on the team in scoring, rebounds, blocks and steals while guarding the opponent's top frontcourt scorer. Gary is also shooting a career-best 78.8 percent from the line after not shooting above 68 percent in any of his first four seasons.
- Over the last 16 contests since Dec. 22, Gary is averaging 14.8 ppg with five 20-point games in that stretch.
- He has raised his level in recent games, averaging 16.7 ppg on 49 percent shooting over the last seven contests, including a 22-point effort vs. No. 25 Maryland and 23 points against No. 16 Oregon, including 10-of-12 from the foul line.
- Gary put together a strong all-around effort against No. 18 Illinois with 13 points, eight rebounds, three steals and two blocks while helping limit the Illini to its second-lowest shooting night of the season.
- Gary had a career-high 27-point game against USC on Jan. 22, going 11-of-19 from the field.
- He posted his first double-double of the season at Iowa with 13 points and a season-high 13 rebounds.
- Gary helped Nebraska to the Diamond Head Classic title, averaging 14.7 points on 50 percent shooting while helping limit NU's three opponents to just a combined 37 percent shooting.
- He keyed NU's win over No. 14 Creighton on Nov. 22 with 16 points, including a pair of 3-pointers, seven boards and a pair of steals in the 74-63 win.

Tracking Williams

Category	No.	B1G Rk
Scoring	19.4	5th
FT Made/Gm	5.4	2nd
FT Att/Gm	6.0	t-5th
Free Throw Pct.	.901	4th
20-Point Games	14	t-2nd
30-Point Games	2	t-7th

Highest Scoring Average in NU History

No.	PPG	Player (Year)
1.	23.5	Dave Hoppen (1985)
2.	22.1	Dave Hoppen (1986)
3.	21.5	Eric Piatkowski (1994)
4.	21.4	Marvin Stewart (1971)
5.	21.2	Chuck Jura (1972)
6.	21.2	Tyrann Lue (1998)
7.	20.2	Jerry Fort (1975)
8.	19.9	Dave Hoppen (1984)
9.	19.7	James Palmer Jr. (2019)
10.	19.4	Andre Smith (1980)
-	19.4	Brice Williams (2025)
11.	19.0	Jerry Fort (1976)

Single-Season FT Pct. Leaders

No	Named (Year)	FT-FTA	Pct.
1.	Jack Moore (1981-82)	123-131	.939
2.	Cary Cochran (2001-02)	71-77	.922
3.	Jack Moore (1980-81)	118-128	.922
-	Brice Williams (2024-25)	146-162	.901
4.	Bo Spencer (2011-12)	92-105	.876

Third-Year Leap

Player	Year 1	Year 2	Year 3
Juwan Gary	9.5	11.6	13.3
Keisei Tominaga	5.7	13.1	15.1
Derrick Walker	5.9	9.5	13.6

Tracking Juwan

Player	PPG	RPG
Before Dec. 22	10.8	4.3
After Dec. 22	14.8	4.7

HUSKERS IN THE NBA

A trio of former Nebraska Cornhuskers were on opening night rosters for the 2024-25 season. Dalano Banton and Bryce McGowens are teammates on the Portland Trail Blazers, while Jack McVeigh is a rookie with the Houston Rockets. It is the fourth straight season that Nebraska has had multiple players on NBA rosters.

Banton comes off his best season as a professional, averaging 10.3 points 3.3 rebounds and 2.4 assists per game while splitting time with both the Boston Celtics and Portland Trailblazers. He flourished after his trade with Portland, averaging 16.7 points, 4.8 rebounds and 3.6 assists per game in 30 games. Banton begins his fourth NBA season after being a second-round pick in 2021. After sitting out the 2019-20 campaign, Banton played in all 27 games, including 22 starts, for the Huskers in 2020-21, averaging 9.6 points per game while leading the Huskers in both rebounding (5.9) and assists (3.9) per game. He was the first Husker since 1974 to lead NU in both rebounding and assists in the same season. Banton posted the second triple-double in school history with 13 points, 11 rebounds and 10 assists in just 21 minutes against Doane and totaled 14 games in double figures.

McGowens begins his third NBA season, as he is on a two-way contract with the Trail Blazers after signing with the organization over the summer. McGowens spent the first two years with the Charlotte Hornets, playing in 105 career games and averaging 5.2 points, 1.9 rebounds and 1.0 assists per game. McGowens was the No. 40 overall pick in 2022, the highest drafted Husker since 1998. At Nebraska, he was a third-team All-Big Ten performer as a freshman in 2021-22, averaging a team-high 16.8 points and 5.2 rebounds per game. An eight-time Big Ten Freshman of the Week, McGowens had 11 games with 20-or-more points, including a season-high 29 points against both Sam Houston and Rutgers.

McVeigh is with the Houston Rockets after signing a two-way contract prior to the 2024 Paris Olympics. He played in a pair of preseason games for the Rockets, averaging 7.5 ppg on 60 percent shooting and 3.0 rebounds per game. This is his rookie season after he played professionally in Australia and Germany, and he became the 16th Husker to play in the NBA when he made his debut on Nov. 6, 2024. McVeigh comes off a strong performance in the 2024 Olympics, averaging 9.5 points per game on 52 percent shooting, including 10-of-19 (.526) from 3-point range. McVeigh played three seasons at Nebraska before returning home to begin his professional career. His best year was in 2016-17, when he averaged 7.5 points and 2.5 rebounds per game in 30 games, including 11 starts. He was a member of the Huskers' 2017-18 team that won 23 games, including a school record 13 conference games.

In addition to the three former Husker players in the NBA, Tyrann Lue is in his fifth season as head coach of the Los Angeles Clippers. Lue, who played at Nebraska from 1996-98, has guided the Clippers to a 184-134 record and three postseason appearances in his four seasons. Last year, he coached Los Angeles to a Pacific Division title. Before taking the Clippers job, Lue led the Cleveland Cavaliers to a 128-83 record, three NBA Finals appearances and the franchise's first NBA title in 2016.

HUSKER COACHING STAFF

• Nate Loenser is in his fourth season on the Husker staff and coordinates much of Nebraska's defense. He joined the Husker program after spending five seasons with the Chicago Bulls organization. Loenser was an assistant coach for the Bulls under both Fred Hoiberg and Jim Boylan for three seasons. He also served as the Bulls' video coordinator and head coach of the Windy City Bulls. Loenser worked with Hoiberg at Iowa State for two seasons.

• Adam Howard is in his third year on the coaching staff and works with Head Coach Fred Hoiberg on the offensive end. He was selected to participate in the 2023 and 2024 TopConnect Basketball Symposiums, an event featuring some of the nation's top assistant coaches. Prior to joining the NU staff, he spent four years at South Alabama, helping the program to 75 wins in that span after the program had seven straight losing seasons. In 2021-22, South Alabama won 21 games, the school's highest total since 2008. Howard also coached at Troy, Tennessee, Southern Miss and Morehead State after playing collegiately at Western Kentucky.

• Ernie Zeigler is in his third year at Nebraska and works with special situations on game days and with the Husker post players, including. He joined the NU staff in August of 2022 after spending six years on Ben Howland's staff at Mississippi State. The Bulldogs had four postseason appearances between 2018-22. Zeigler spent six seasons as the head coach at Central Michigan (2007-12) and previously served stints at UCLA, Pittsburgh, Kansas State, Detroit, and Bowling Green. He helped UCLA to an NCAA runner-up appearance in 2006.

HOIBERG'S HUSKER TIES

ESSEGIAN FLOURISHES AS SIXTH MAN

Connor Essegian has proved to be an impact transfer for the Huskers. The 6-foot-4 guard is averaging 10.8 points per game on 41 percent shooting while pacing the Huskers with 64 3-pointers.

- He is fifth in the Big Ten in 3-pointers per game (2.4/gm) and ninth in 3-point percentage (.400) as of Feb. 21.
- Essegian is four 3-pointers away from moving into 10th on Nebraska's single-season chart (68, Terran Petteway, 2014-15).
- His numbers compare favorably to his freshman season at Wisconsin, when he was on the All-Big Ten Freshmen team and set a school freshman record with 69 3-pointers.
- Essegian is one of the leading bench scorers in the Big Ten and anchors a reserve unit that gives NU an average of 23.7 ppg off the bench. 12 of his 13 double-figure efforts in 2024-25 have come off the bench this season.
- He comes off his fourth 20-point effort of the season in Wednesday's loss at Penn State, finishing with 20 points, including four 3-pointers, along with three rebounds and two assists.
- Essegian scored a career-high 29 points off the bench in NU's win over South Dakota on Nov. 27. In that game, he set personal highs in points (29), assists (five) and 3-pointers (six).
- His 29-point performance was the highest-scoring effort by a Husker reserve in the last 50+ seasons. Over the last 30 years, only two Husker reserves (Jamel White vs. Missouri, 1/28/06; Erick Strickland vs. Missouri, 1/30/93) had scored 28 points off the bench.
- Essegian followed up with a 22-point effort against North Florida on 8-of-10 shooting, as he matched his career high with six 3-pointers.
- With six 3-pointers against both South Dakota and North Florida, Essegian joined Cary Cochran as the only Huskers in program history with consecutive games with at least six 3-pointers.
- He was instrumental in NU's win at No. 14 Creighton on Nov. 22 with 15 points in 21 minutes off the bench and had 13 points in the win over Indiana on Dec. 13.

Comparing Essegian					
Player	MPG	PPG	FG Pct	3 Pt Pct	FT Pct
2022-23 (Wis.)	27.4	11.7	.404	.359	.884
2024-25 (Neb.)	22.2	10.8	.413	.400	.826

HUSKERS DEBUT HBE JERSEYS

The newest addition to the Husker men's basketball uniform collection, Nebraska will wear adidas' HBE (Honoring Black Excellence) jerseys for many of its games in February. NU is 4-1 in the jerseys since they made their debut on Feb. 2 at Oregon.

The red jersey with cream letters and numbers has three distinct features. The front design is a homage to Lusia Harris and Delta State University's 1970s jerseys. Harris who was the only woman to be officially drafted by an NBA team and scored the first points in women's basketball history at the Olympics, led Delta State to three national titles during her playing career. She was inducted into the Basketball Hall of Fame in 1992.

The design also features a distinctive pattern on the side, which is influenced and inspired by the African American quilting tradition. Quilting has been a cornerstone of the African American experience, serving as a powerful medium of cultural expression and storytelling.

The AT on the back of the jersey represents Alex Taylor. She is the founder of Hoop York City, a NYC-based brand and collective, which provides accessible and safe opportunities for women who are former student-athletes and lovers of the game, to play and reconnect with the sport.

The theme of HBE 2025 is: Our Connecting Threads, an inspiring initiative celebrating the transformative power of Black Excellence in sport, culture, and community, while honoring the achievements of individuals and communities who inspire meaningful change and drive progress. The idea of Connected Threads is more than just the spirit of this campaign, it is also the thing that unites the honorees and fuels their ability to create.

WORSTER, ULIS ARE AT THE POINT

Nebraska has relied on newcomers Rollie Worster and Ahron Ulis to handle point guard duties. Worster, who played at both Utah State and Utah, is averaging 7.6 points, 4.0 rebounds and 2.7 assists per game.

- Worster is only two assists away from reaching 500 for his career. He would be the first Husker to have 1,000 points, 500 rebounds and 500 assists.
- Over the last 16 games heading into Monday's game at Penn State, Worster has a 2.8-to-1 assist-to-turnover ratio, compared to 1.3-to-1 over NU's first 11 games.
- He has eight double-figure efforts, including an 11-point, three-assist performance at No. 16 Oregon on Feb. 2
- Worster nearly had a double-double in his Husker debut with season highs of 18 points and nine rebounds against UTRGV.

Ulis, who played three seasons at Iowa and started for the Hawkeyes' 2022-23 NCAA Tournament team, has provided a spark off the bench, averaging 2.2 points and 1.8 assists per game while posting a team-best 3.2-to-1 assist-to-turnover ratio in 23 games.

- He enjoyed the best game of his Husker career at Maryland on Jan. 19, when he dished out a season-high 10 assists and had four rebounds and two steals. It was the first double-figure assist game by a Husker since 2002.

23.6 Nebraska has gotten great production from its bench, averaging 23.6 points per game this season to rank fourth in the Big Ten. Nebraska has gotten 25 double-figure efforts from its bench this season (Morgan-10, Essegian-12, Ulis-1; Worster-1; Meah-1). The Huskers led the Big Ten in bench production last season, averaging 21.4 points per game.

MEAH AND MORGAN TEAM TALL TALES

Braxton Meah and Andrew Morgan give the Huskers a pair of frontcourt performers with different skill sets.

Morgan, a transfer from North Dakota State, has started seven of the last eight games and is averaging 8.4 points and 4.2 rebounds per game while shooting 60 percent from the field. He is third on the team in rebounding and has 12 double-figure efforts this season.

- Morgan comes off a season-high 18-point effort at Penn State on Feb. 19, as he hit all eight of his shots from the field.
- He played well in NU's loss to then No. 25 Maryland on Feb. 13, finishing with 15 points in 21 minutes.
- Morgan scored 17 points and added five rebounds at Maryland on Jan. 19, going over 1,000 career points in that contest.
- He posted his first double-double of the season against Murray State with 12 points and a season-high 12 boards in the opening round of the Diamond Head Classic.

He led NU with 14 points and seven rebounds at Michigan State and had 12 points in a win over No. 15 UCLA on Jan. 4.

Meah started 18 contests before switching spots with Morgan in the lineup and the Washington transfer averages 3.3 points on 79 percent shooting and 3.4 rebounds per game. He has six games with at least five rebounds and is 16 of 17 from the field dating back to Dec. 20.

- He has played a significant role off the bench in the last three games since Berke Büyüktuncel was injured on Feb. 9. He averages 4.7 ppg, 4.3 rpg and 1.3 bpg while averaging 20 minutes per game in that span. Meah enjoyed his best effort of the season at Northwestern on Feb. 16, finishing with 10 points and season bests in rebounds (seven) and blocks (two). He also had four rebounds in 18 minutes vs. No. 25 Maryland on Feb. 13.
- Meah scored a season-high 12 points and added five rebounds in the win over South Dakota on Nov. 27.
- He made a significant impact in the win over No. 14 Creighton on Nov. 22, as he grabbed six boards and helped Big East Preseason Player of the Year Ryan Kalkbrenner without a field goal after he entered the contest averaging 26 points per game.

3X NATIONAL PLAYER OF THE WEEK

Brice Williams has been recognized for his outstanding play, earning USBWA National Player of the Week three times this season. It marked the first time a Husker had earned the USBWA's weekly honor since it began in 2010-11.

- Williams was named one of five USBWA National Players of the Week and the Big Ten Player of the Week on Dec. 16 following his effort against Indiana. In that game, Williams had a then-high 30 points, six rebounds and five assists in NU's win over the Hoosiers. He was 10-of-15 from the field and 8-of-11 from the foul line and scored nine of his 30 points in the final 6:30 after Indiana closed to within 68-67.
- He shared the USBWA honor and was named Lute Olson National Player of the Week after helping NU win the Diamond Head Classic. Williams averaged 28.5 ppg on 61 percent shooting along with 4.5 rebounds, 3.5 assists and 2.0 steals per game in helping NU go 2-0 on the week. He matched his career high with 32 points in the semifinal win over Hawai'i and totaled 25 points, seven rebounds and four assists in the title game win over Oregon State.
- His most recent honor came on Feb. 3, when he was the national player of the week by the AP and the USBWA while picking up his second weekly Big Ten honor. He averaged 27.5 points, 7.5 rebounds and 5.0 assists per game in helping Nebraska post wins over No. 18 Illinois and at No. 16 Oregon.

HOME SWEET HOME

The Huskers have made Pinnacle Bank Arena a formidable home court in recent seasons under Fred Hoiberg. This season, NU is 10-3 at home with six wins coming by double figures and is an impressive 39-8 over the last three seasons.

- Nebraska saw its school-record 20-game home winning streak snapped against Rutgers on Jan. 16. It was NU's first home loss since December of 2023.
- As of Feb. 21, Nebraska averages 14,839 fans per game, a total which is 13th nationally.
- In 2023-24, Nebraska went 18-1 at home, setting a school record for home wins in a season. The .947 mark in 2023-24 was NU's best home mark by winning percentage since 1965-66 when NU went 11-0 at home.
- NU was a perfect 10-0 at home in Big Ten play in 2023-24, marking the third time NU has posted an unblemished home conference mark since World War II (also 1965-66 and 2017-18).
- Husker fans filled up Pinnacle Bank Arena in 2023-24, averaging 14,597 fans per game to rank 15th nationally. Nebraska has ranked in the top 15 nationally in attendance in every season but one since Pinnacle Bank Arena opened in 2013-14.

A QUICK LOOK AT THE 2024-25 HUSKERS

Nebraska enters the 2024-25 season with a solid group of returners and a deep group of transfers. NU returned six players - not including Rienk Mast, who will miss all of 2024-25 following knee surgery - who saw action a season ago, including returning starters Brice Williams and Juwan Gary. In addition, junior guard Sam Hoiberg was one of three Huskers who played in all 34 games in 2023-24. Nebraska added seven Division I transfers, all of whom are in NU's rotation so far.

- Of the nine players who have been in the rotation through the first 27 games, six are in their first season of action for Nebraska. Newcomers account for more than half of NU's minutes (57%), scoring (52%), rebounds (71%) and assists (60%). Seven of NU's top 10 scorers are in their first year of competition at Nebraska.

GATE SCREENING ADDED FOR 2024-25 SEASON

Pinnacle Bank Arena will utilize new gate screening technology during the upcoming men's and women's basketball seasons. The walk-thru frictionless technology should provide a more efficient gate screening process and enhance safety for Husker fans. The arena has secured the same gate screening technology that Nebraska Athletics introduced at Memorial Stadium ahead of the 2024 football season. Nebraska Athletics is excited to partner with Pinnacle Bank Arena in the advancement of safety and security initiatives surrounding home basketball games this coming season.

The new gate scanners have no impact on Pinnacle Bank Arena's Clear Bag Policy which remains in place for all home venues the Huskers compete in. Fans are encouraged to visit pinnaclebankarena.com for detailed information on that policy.

MOBILE TICKETS, CASHLESS CONCESSIONS & DOORDASH ORDERS AT PBA

Beginning with the 2024-25 winter sports, tickets for all Husker athletic events will be mobile. All men's and women's basketball tickets will be mobile this season with the remaining sports to complete the transition to fully mobile by fall of 2025.

Pinnacle Bank Arena concessions are all cashless, and the arena accepts all credit and debit cards, Apple Pay, Google Wallet, Samsung Pay, and Downtown Lincoln Gift Cards. In addition, Pinnacle Bank Arena has partnered with DoorDash for mobile order pickup at concession stands. Download the DoorDash app and when you're at the venue, open the app to order food and drinks from the concession stands. We'll let you know when your order is ready so you can head to the pickup window and pick up your order.

SUCCESS IN THE CLASSROOM

This week, 11 members of the Husker men's basketball program were honored by being named to the Nebraska Scholar-Athlete Honor Roll for the Fall 2024 semester.

The group is highlighted by graduate student Rienk Mast, who was one of 72 Husker athletes across all sports to record a 4.0 GPA during the fall semester and earned the honor for the third time. Other multiple-time honorees included Henry Burt (fifth), Jeffrey Grace III (fifth), Sam Hoiberg (sixth) and Cale Jacobsen (fourth).

Six Husker earned the honor for the first time in their NU career, including Justin Bolis, Berke Büyüktuncel, Connor Essegian, Braden Frager, Nick Janowski and Rollie Worster.

No.	Pct	Record	Season
1.	1.000	11-0	1965-66
	1.000	10-0	1920-21
	1.000	10-0	1912-13
4.	.947	18-1	2023-24
5.	.944	17-1	1982-83



BROADCAST NOTES

2024-25 RECORD
17-10/7-9 Big Ten

LAST GAME
Wed., Feb. 19
at Penn State L, 72-89

UPCOMING GAMES
Mon., Feb. 24
Michigan 7 p.m.
Sat., March 1
Minnesota 1 p.m.
Tues., March 4
at Ohio State 9 p.m.
Sun., March 12
Iowa 11:30 a.m.

HEAD COACH
Fred Hoiberg (Iowa St., 1995)
Nebraska: 80-104/6th
Career: 195-160/11th

ASSISTANT COACHES
Adam Howard, 3rd season
Nate Loenser, 4th season
Ernie Zeigler, 3rd season

2024-25 SCHEDULE
NOV
4 UT Rio Grand Valley... W, 87-67
8 Bethune Cookman ... W, 63-58
13 FDU W, 86-60
17 vs. Saint Mary's L, 74-77
22 at Creighton W, 74-63
27 South Dakota W, 96-79

DEC
1 North Florida W, 103-72
7 at Michigan State * ... L, 52-89
13 Indiana * W, 85-68

Diamond Head Classic
22 vs. Murray St. W, 66-49
23 vs. Hawai'i W, 69-55
25 vs. Oregon State W, 78-66
30 Southern W, 77-43

JAN
4 UCLA * W, 66-58
7 at Iowa * L, 87-97 (OT)
12 at Purdue * L, 68-104
16 Rutgers * L, 82-85
19 at Maryland * L, 66-69
22 USC * L, 73-78
30 at Wisconsin * L, 55-83
30 Illinois * W, 80-74 (OT)

FEB
2 at Oregon * W, 77-71
5 at Washington * W, 86-72
9 Ohio State * W, 79-71
13 Maryland * L, 75-83
16 at Northwestern * W, 68-64
19 at Penn State * L, 72-89
24 Michigan * 7 p.m.

MARCH
1 Minnesota * 1 p.m.
4 at Ohio State * 8 p.m.
9 Iowa * 11:30 a.m.
12-
16 at Big Ten Tournament
*Big Ten Game; All times listed at central

CONNOR ESSEGIAN (EH-SEE-JIN)



	GP/GS	PPG	RPG	APG	SPG	FG%	3PT%	FT%
2024-25	27/3	10.8	2.7	1.1	0.4	.413	.400	.826
B1G	16/1	9.1	2.6	1.3	0.6	.383	.360	.800
Career	95/22	8.5	2.4	0.7	0.2	.405	.366	.867

G / 6-4 / 190 / Jr. / Fort Wayne, Ind.
Last Game: Led NU with 20 points, three rebounds and two assists at Penn State
◀ 13 double-figure games and is among B1G leaders in 3-point pct. and 3-pointers per game
◀ Has four 20-point games in 2024-25 and four games with five-or-more 3-pointers
◀ Set career highs in points (29), assists (five) and 3-pointers (six) vs. South Dakota

Pts.	29, vs. USD (11/27/24)
Reb.	11, at Indiana 1/14/23
Asst.	5, vs. USD (11/27/24)
Stls.	2, Five Times
Bl.	1 at Minn. (3/5/23)

SAM HOIBERG



	GP/GS	PPG	RPG	APG	SPG	FG%	3PT%	FT%
2024-25	27/8	3.3	2.1	1.7	1.3	.456	.375	.889
B1G	16/8	3.8	2.1	1.9	1.2	.475	.409	.933
Career	82/9	3.5	2.4	1.3	1.0	.442	.350	.774

G / 6-0 / 185 / Jr. / Lincoln, Neb.
Last Game: Had an assist and a steal in 14 minutes at Penn State
◀ Totaled eight points, including 2-of-2 from 3-point range, at Maryland
◀ Had seven points, four assists, three steals and three rebounds at Washington
◀ Junior guard who averaged 3.4 ppg and led NU with a 2.45-to-1 asst.-to-TO ratio in 2023-24

Pts.	15, Two times
Reb.	7, vs. SCSU (12/29/23)
Asst.	5, Southern (12/30/24)
Stls.	4, Two times
Bl.	1, Seven times

AHRON ULIS (YOU-LISS)



	GP/GS	PPG	RPG	APG	SPG	FG%	3PT%	FT%
2024-25	23/1	2.2	1.3	1.8	0.6	.344	.200	.333
B1G	16/1	1.4	0.9	1.8	0.4	.323	.222	.167
Career	107/28	3.6	1.5	1.9	0.5	.369	.288	.726

G / 6-3 / 190 / Sr. / Chicago, Ill.
Last Game: Dished out four assists and had a steal in 21 minutes at Penn State
◀ Dished out a career-high 10 assists along with four boards and two steals at Maryland
◀ Started 27 games at guard in 2024-25, averaging 6.1 ppg, 2.1 apg as Iowa reached NCAA Tournament
◀ First-team All-Illinois by AP as a senior (20.3 ppg, 4.1 rpg and 2.8 apg) at Marian Catholic

Pts.	17, at Mich. St. (1/26/23)
Reb.	7, Iowa St. (12/8/22)
Asst.	10, at MD (1/19/25)
Stls.	3, Illinois (12/6/21)
Bl.	1, Five Times

BRICE WILLIAMS



	GP/GS	PPG	RPG	APG	SPG	FG%	3PT%	FT%
2024-25	27/27	19.4	4.0	3.0	1.1	.472	.352	.901
B1G	16/16	19.8	4.4	3.3	1.0	.454	.322	.883
Career	149/88	11.9	4.2	1.6	0.7	.405	.382	.842

G / 6-7 / 214 / Sr. / Huntersville, N.C.
Last Game: Finished with 17 points and five assists at Penn State
◀ Collected first double-double of 2024-25 with 24 points and 10 rebounds vs. OSU
◀ MVP of Diamond Head Classic (22 ppg, 3.7 rpg, 3.0 apg, 2.0 spg); 32 pts at Hawai'i
◀ B1G & National POW after 30-point, six-rebound, five-assist effort vs. Indiana

Pts.	32, Two times
Reb.	13, vs. Rice (2/25/23)
Asst.	9, Purdue (1/9/24)
Stls.	4, vs. Indiana (1/3/24)
Bl.	3, Four times

JUWAN GARY (JUH-WAHN)



	GP/GS	PPG	RPG	APG	SPG	FG%	3PT%	FT%
2024-25	27/27	13.3	4.6	0.8	1.2	.434	.309	.788
B1G	16/16	14.4	5.1	0.5	1.0	.428	.300	.779
Career	131/82	8.8	4.5	0.6	0.9	.475	.280	.685

F / 6-6 / 226 / Sr. / Columbia, S.C.
Last Game: Had six points, three assists and three steals at Penn State
◀ Finished with 23 points, including 10-of-12 FT, and five rebounds at Oregon
◀ Five 20-point games in '24-25, including career high 27 points on 11-of-19 shooting vs. USC
◀ Collected his first double-double of the year with 13 points and 13 boards at Iowa

Pts.	27, USC (1/22/25)
Reb.	18, at K-State (12/17/23)
Asst.	5, vs. FDU (11/13/24)
Stls.	5, B-CU (11/9/24)
Bl.	3, Two times

BRADEN FRAGER



	GP/GS	PPG	RPG	APG	SPG	FG%	3PT%	FT%
2024-25	0/0	0.0	0.0	0.0	0.0	.000	.000	.000
B1G	0/0	0.0	0.0	0.0	0.0	.000	.000	.000
Career	0/0	0.0	0.0	0.0	0.0	.000	.000	.000

F / 6-7 / 220 / Fr. / Lincoln, Neb.
Last Game: Has not played in 2024-25 and will likely redshirt
◀ True freshman who graduated high school a year early to begin his college career
◀ Averaged 18.3 points, 7.0 rebounds, 1.2 assists & 1.2 steals per game at Lincoln SW in 2023-24
◀ Ranked among the top-200 players in the class of 2025 before reclassifying; Turned 18 on Nov. 10

Pts.	N/A
Reb.	N/A
Asst.	N/A
Stls.	N/A
Bl.	N/A

JEFFREY GRACE III



	GP/GS	PPG	RPG	APG	SPG	FG%	3PT%	FT%
2024-25	9/0	0.8	0.3	0.0	0.1	.600	.000	.500
B1G	4/0	0.5	0.0	0.0	0.3	1.000	.000	.000
Career	36/0	0.5	0.3	0.1	0.1	.545	.000	.455

G / 6-3 / 197 / Jr. / Elmhurst, Ill.
Last Game: Did not play at Penn State
◀ Academic All-Big Ten pick who played in 27 games over the last two seasons after walking on
◀ Participated in No Filter Life Skills trip to Ecuador in August of 2024
◀ Averaged 11.0 ppg, 5.0 rpg and 3.0 apg as a senior at York (Ill.) High School in 2020-21

Pts.	3, vs. FDU (11/13/24)
Reb.	1, Eight Times
Asst.	1, Three Times
Stls.	1, Two Times
Bl.	N/A

BERKE BÜYÜKTÜNCEL (BEAR-KEH BUH-YOOK-TOON-JELL)



	GP/GS	PPG	RPG	APG	SPG	FG%	3PT%	FT%
2024-25	23/21	7.2	5.9	1.3	1.0	.453	.323	.677
B1G	13/11	6.1	4.8	1.2	0.9	.395	.375	.444
Career	49/29	5.8	4.1	0.9	0.6	.423	.314	.649

F / 6-10 / 224 / So. / Bursa, Türkiye
Last Game: Missed the Penn State game because of an ankle injury
◀ Had 5th double-figure game with 15 points, six boards and three assists vs. Ohio State
◀ Totaled a career-high 16 points, including 3-of-4 from 3, and six boards vs. Oregon State
◀ Represented Türkiye at 2024 European U20 Champs.; 12.0 ppg, 7.7 rpg, 1.3 bpg and 1.3 spg

Pts.	16, vs. Oregon St. (12/25/24)
Reb.	9, Seven Times
Asst.	3, Five Times
Stls.	4, at Purdue (1/12/25)
Bl.	3, vs. St Mary's (11/17/24)

GAVIN GRIFFITHS



	GP/GS	PPG	RPG	APG	SPG	FG%	3PT%	FT%
2024-25	14/0	2.4	1.9	0.9	0.4	.342	.250	.000
B1G	6/0	1	0.8	0.8	0.3	.200	.222	.000
Career	46/3	4.7	2.1	0.7	0.3	.327	.275	.600

G / 6-7 / 193 / So. / Simsbury, Conn.
Last Game: Led NU with five boards, along with two blocks and three steals at Penn State
◀ Matched his season high with eight points on 3-of-3 shooting vs. Southern
◀ Rutgers transfer had season highs in points (eight), boards (five) and blocks (two) vs. FDU
◀ Played in all 32 games in 2023-24; averaged 5.8 ppg, 2.2 rpg; 2nd on team in 3-pointers (31)

Pts.	25, Boston Univ. (11/10/23)
Reb.	6, at Purdue (2/2/24)
Asst.	3, Three Times
Stls.	3, IUU (12/16/23)
Bl.	2, Three Times

JUSTIN BOLIS



	GP/GS	PPG	RPG	APG	SPG	FG%	3PT%	FT%
2024-25	0/0	0.0	0.0	0.0	0.0	.000	.000	.000
B1G	0/0	0.0	0.0	0.0	0.0	.000	.000	.000
Career	0/0	0.0	0.0	0.0	0.0	.000	.000	.000

F / 6-8 / 225 / So. / Lincoln, Neb.
Last Game: Has not played in 2024-25 and will likely redshirt
◀ Walk-on who played at Southeast (Neb.) CC last year, averaging 15.8 ppg and 8.7 rpg
◀ Totaled 11 double-doubles in 2023-24, including 21 points & 15 rebounds vs. North Iowa Area CC
◀ Played at Lincoln High for Coach Dan Noble and was named to Heartland Athletic Conf. team

Pts.	N/A
Reb.	N/A
Asst.	N/A
Stls.	N/A
Bl.	N/A

ANDREW MORGAN



	GP/GS	PPG	RPG	APG	SPG	FG%	3PT%	FT%
2024-25	27/7	8.4	4.2	1.0	0.4	.596	.308	.595
B1G	16/7	9.4	3.7	1.1	0.5	.629	.250	.542
Career	112/66	9.7	4.6	0.9	0.3	.582	.356	.625

F / 6-10 / 242 / Sr. / Waseca, Minn.
Last Game: Had 16 of his 18 points in the second half on 8-of-8 shooting at Penn State
◀ Totaled 17 points and five boards at Maryland, going over 1,000 points
◀ Collected first double-double (5th of career) with 12 points & 12 boards vs. Murray State
◀ Second-team All-Summit League in 2023-24, averaging 12.9 ppg on 56 percent shooting

Pts.	31, Kansas City (2/8/04)
Reb.	14, Crown (11/20/22)
Asst.	4, Two Times
Stls.	2, Four Times
Bl.	3, Two Times

ROLLIE WORSTER (RAW-LEE WOOSTER)



	GP/GS	PPG	RPG	APG	SPG	FG%	3PT%	FT%
2024-25	27/23	7.6	4.0	2.7	0.9	.442	.222	.710
B1G	16/12	7.0	3.4	2.6	0.9	.440	.192	.711
Career	130/124	8.4	4.5	3.8	0.9	.415	.282	.761

G / 6-5 / 220 / Sr. / Missoula, Mont.
Last Game: Finished with six points, two assists and three boards at Penn State
◀ Had 10 points and team highs in rebounds (seven) and assists (five) vs. Rutgers
◀ Totaled 14 points on 6-of-9 shooting and four boards at Iowa
◀ Averaged 9.9 ppg, 5.5 apg and 4.9 rpg in 2023-24, led Pac-12 in asst.-to-TO before injury in Jan.

Pts.	19, Two Times
Reb.	11, Arizona (12/1/22)
Asst.	10, Four times
Stls.	6, E. Wash (11/6/23)
Bl.	2, Two times (2/5/25)

NICK JANOWSKI



	GP/GS	PPG	RPG	APG	SPG	FG%	3PT%	FT%
2024-25	0/0	0.0	0.0	0.0	0.0	.000	.000	.000
B1G	0/0	0.0	0.0	0.0	0.0	.000	.000	.000
Career	0/0	0.0	0.0	0.0	0.0	.000	.000	.000

G / 6-4 / 208 / Fr. / Pewaukee, Wis.
Last Game: Has not played in 2024-25 and will likely redshirt
◀ Totaled 2,297 career points en route to winning three state titles at Pewaukee High School
◀ Averaged 30.8 ppg, 8.2 rpg, and 4.4 apg as a senior in earning first-team all-state honors
◀ Top-150 recruit whose teams went a combined 106-14 during his four-year career

Pts.	N/A
Reb.	N/A
Asst.	N/A
Stls.	N/A
Bl.	N/A

CALE JACOBSEN



	GP/GS	PPG	RPG	APG	SPG	FG%	3PT%	FT%
2024-25	18/0	0.5	0.7	0.4	0.2	.300	.143	.667
B1G	10/0	0.4	0.4	0.0	0.0	.333	.333	.500
Career	38/0	0.6	0.4	0.3	0.1	.400	.200	.556

G / 6-4 / 200 / So. / Ashland, Neb.
Last Game: Saw limited action at Penn State
◀ Career highs in minutes (16), assists (three), steals (two) and blocks (two) vs. UNF
◀ Played in 20 games as a redshirt freshman in 2023-24, primarily in situational roles
◀ Averaged 17.9 ppg, 6.1 apg, 5.8 rpg as a senior in leading Ashland-Greenwood to a state title

Pts.	4, vs. SCSU (12/29/23)
Reb.	4, vs. FDU (11/13/24)
Asst.	3, vs. UNF (12/1/24)
Stls.	2, vs. UNF (12/1/24)
Bl.	2, vs. UNF (12/1/24)

BRAXTON MEAH (MEE-UH)



	GP/GS	PPG	RPG	APG	SPG	FG%	3PT%	FT%
2024-25	24/18	3.3	3.4	0.7	0.3	.791	.000	.476
B1G	14/8	2.9	2.9	0.6	0.2	.895	.000	.500
Career	142/65	4.6	4.2	0.3	0.2	.733	.000	.547

C / 7-1 / 265 / Sr. / Layton, Utah
Last Game: Had two points, two boards and a block at Penn State
◀ Finished with 10 points, seven boards and two blocks at Northwestern
◀ Finished with 12 points on 6-of-6 shooting and five boards vs. South Dakota
◀ Had six boards and helped limit Creighton's Ryan Kalkbrenner without a field goal

Pts.	21, Stanford (1/12/23)
Reb.	14, Two Times
Asst.	3, Three Times
Stls.	2, Five Times
Bl.	6, Cal Poly (12/13/22)

HENRY BURT



	GP/GS	PPG	RPG	APG	SPG	FG%	3PT%	FT%
2024-25	4/0	0.5	0.0	0.0	0.0	.250	.000	.000
B1G	0/0	0.0	0.0	0.0	0.0	.000	.000	.000
Career	11/0	0.4	0.3	0.0	0.0	.333	.000	.000

F / 6-7 / 222 / So. / Omaha, Neb.
Last

NEBRASKA HEAD COACH FRED HOIBERG

NEBRASKA (2019-PRESENT)

- Hired as Nebraska's 28th men's basketball coach on March 30, 2019, a position his grandfather (Jerry Bush) held for nine seasons from 1954 to 1963.
- Guided Nebraska to the 2024 Diamond Head Classic title, the Huskers' first MTE title since 2000
- Named Jim Phalen National Coach of the Year and shared Big Ten Coach-of-the-Year honors (coaches and media) in 2024.
- Coached Nebraska to a third-place finish in the Big Ten in 2023-24, the highest conference finish by NU since 1992-93.
- Guided Nebraska to its first NCAA Tournament appearance since 2014.
- Led Nebraska to its fourth win over a No. 1 team in school history and first time since 1982 (1/9/24 vs. No. 1 Purdue).
- Is the only coach in school history with two road wins against top-10 teams (2021-22 at No. 10 Wisconsin; 2022-23 at No. 7 Creighton).
- Guided Nebraska to three consecutive road wins over ranked opponents (No. 23 Ohio State and No. 10 Wisconsin in 2021-22 and No. 7 Creighton in 2022-23) for the first time in school history.
- Had NBA Draft Picks in both 2021 (Dalano Banton) and 2022 (Bryce McGowens) and has produced 12 players who have reached the NBA.

CHICAGO BULLS (2015-18)

- Coached the Chicago Bulls for three-plus seasons, posting a 115-155 record.
- Became just the fifth coach in franchise history to post a winning record in his debut season.
- Took the Bulls to the 2017 NBA Playoffs where they won the first two games against the top-seeded Boston Celtics, as the Bulls were the first No. 8 seed to take a 2-0 lead against a No. 1 seed since 1993.
- Was the fifth coach in NBA history to have each of his first two career playoff victories come on the road.

IOWA STATE (2010-15)

- Served as head coach at his alma mater for five seasons, posting a 115-56 record, which is the top winning percentage in school history (.673).
- Led the Cyclones to four straight NCAA Tournament appearances - a program record - while his 115 wins were the most in a five-year stretch in school history.
- Guided Iowa State to back-to-back Big 12 Tournament titles in 2014 and 2015.
- Produced four All-Americans, 12 All-Big 12 honorees and 10 players who played in the NBA.
- Named Big 12 Coach of the Year in 2012, as the Cyclones went from three conference wins to 12 in one season.
- Won 28 games and reached the NCAA Sweet 16 in 2014.
- Led the Big 12 in scoring offense in two of his last four seasons and topped the conference in 3-pointers four times in five years.

MINNESOTA TIMBERWOLVES (2005-10)

- Served as Vice President of Basketball Operations in 2009-10, overseeing the day-to-day operations of basketball programs including college and pro scouting, salary cap management and NBA Draft preparations.
- Was the Assistant General Manager for three seasons, helping the Timberwolves orchestrate a draft-day trade for five-time all-star Kevin Love in 2008.

AS AN NBA PLAYER (1995-2005)

- Spent 10 years in the NBA with the Indiana Pacers (four seasons), Chicago Bulls (four seasons) and Minnesota Timberwolves (two seasons) after being selected in the second round of the 1995 NBA Draft.
- Was a member of three NBA Playoff Teams, including a Timberwolves team that reached the 2004 Western Conference Finals.
- Shot 40 percent from 3-point range during his career and led the NBA in 3-point shooting in his final season (48.3, 2004-05).
- Ended his NBA career abruptly at the age of 33 after undergoing open-heart surgery to repair an aneurysm in his aortic root.

AS A PLAYER AT IOWA STATE (1991-95)

- Started all four seasons at Iowa State, averaging 15.8 points, 6.9 rebounds, 2.8 assists and 1.6 steals per game in his collegiate career.
- His No. 32 was retired by Iowa State in 1997 and he is a member of the Iowa State Hall of Fame.
- Garnered third-team All-America honors as a senior in 1994-95, averaging 19.9 points per game to help the Cyclones win a then-school-record 23 games and was named Big Eight Co-Male Athlete of the Year in 1995.
- Two-time Academic All-American who was inducted into the CSC Academic Hall of Fame in 2016.



FRED HOIBERG'S COLLEGIATE COACHING RECORD

Year	School	Overall Record	Pct.	Conf. Record	Pct	Conf. Finish	Postseason
2010-11	Iowa State	16-16	.500	3-13	.188	12th	None
2011-12	Iowa State	23-11	.676	12-6	.677	T-3rd	NCAA Third Round
2012-13	Iowa State	23-12	.657	11-7	.611	T-4th	NCAA Third Round
2013-14	Iowa State	28-8	.778	11-7	.611	T-3rd	NCAA Sweet 16
2014-15	Iowa State	25-9	.735	12-6	.677	T-2nd	NCAA Second Round
2019-20	Nebraska	7-25	.219	2-18	.100	14th	None
2020-21	Nebraska	7-20	.259	3-16	.158	14th	None
2021-22	Nebraska	10-22	.313	4-16	.200	T-13th	None
2022-23	Nebraska	16-16	.500	9-11	.450	T-11th	None
2023-24	Nebraska	23-11	.676	12-8	.600	T-3rd	NCAA First Round
2024-25	Nebraska	17-10	.630	7-9	.438	-	-
Totals	11th Season	195-160	.549	86-117	.424		

2024-25 RADIO/TV ROSTER



0 | CONNOR
ESSEGIAN

Jr. | G | 6-4 | 190



1 | SAM
HOIBERG

Jr. | G | 6-0 | 185



2 | AHRON
ULIS

Sr. | G | 6-3 | 190



3 | BRICE
WILLIAMS

Sr. | G | 6-7 | 214



4 | JUWAN
GARY

Sr. | F | 6-6 | 226



5 | BRADEN
FRAGER

Fr. | F | 6-7 | 220



8 | JEFFREY
GRACE III

Jr. | G | 6-3 | 200



9 | BERKE
BÜYÜKTUNCEL

So. | F | 6-10 | 244



12 | GAVIN
GRIFFITHS

So. | G | 6-7 | 193




20 | JUSTIN
BOLIS

So. | F | 6-8 | 225



23 | ANDREW
MORGAN

Sr. | F | 6-10 | 242




24 | ROLLIE
WORSTER

Sr. | G | 6-5 | 210



25 | NICK
JANOWSKI

Fr. | G | 6-4 | 208



31 | CALE
JACOBSEN

So. | G | 6-4 | 195



34 | BRAXTON
MEAH

Sr. | C | 7-1 | 265



35 | HENRY
BURT

So. | F | 6-7 | 222



51 | RIENK
MAST

Sr. | F | 6-10 | 260



FRED HOIBERG

Head Coach



ADAM HOWARD

Assistant Coach



NATE LOENSER

Assistant Coach



ERNIE ZEIGLER

Assistant Coach



KURT JOSEPH

Director of Men's
Basketball Strength &
Conditioning



LUCA VIRGILIO

Director of Basketball
Strategies & Business
Operations



EMMANUEL
TOMMY

Director of Player
Development



MICHAEL BANIA

Video
Coordinator



PADYN BORDERS

Recruiting
Coordinator



SHERYL BURBACH

Assistant Director of
Basketball Operations



ANDREW MCCABE

Athletic Trainer



PAT NORRIS

Equipment Manager



JAKE BLATTNER

Performance
Nutrition Coordinator




MATT THOME

NAPL Director



NIHILO IBARRA

Graduate Manager



JUSTIN MOORE

Graduate Manager



SATCHEL STERN

Graduate Manager



2024-25 Roster Page

THE LAST TIME...

Nebraska Team

Ranked in the top 5 (AP Poll) Never Happened
 Ranked in the top 10 (AP Poll) March 1, 1966
 Ranked in the top 20 (AP Poll) Jan. 2, 1995
 Ranked in the top 25 (AP Poll) Dec. 31, 2018 (No. 24)
 Ranked in the top 25 (USA Today Coaches Poll) Dec. 31, 2018 (No. 23)

Played AP Poll No. 1 ranked team def. No. 1 Purdue (88-72), 1/9/2024
 Defeated AP Poll No. 1 ranked team def. No. 1 Purdue (88-72), 1/9/2024
 Played AP Poll No. 2 ranked team lost at No. 2 Michigan (47-62), 1/9/13
 Defeated AP Poll No. 2 ranked team vs. No. 2 Oklahoma State (85-69), 2/5/1992
 Played Team Ranked 1-5 by AP def. No. 1 Purdue (88-72), 1/9/2024
 Defeated Team Ranked 1-5 by AP def. No. 1 Purdue (88-72), 1/9/2024
 Played Team Ranked 6-10 by AP won vs. No. 6 Wisconsin (80-72, OT), 2/1/2023
 Defeated Team Ranked 6-10 by AP vs. No. 6 Wisconsin (80-72, OT), 2/1/2023
 Defeated Team Ranked 11-25 by AP No. 18 Illinois (80-74, OT), 1/30/2025
 Defeated Team Ranked 1-10 by AP on Road at No. 7 Creighton (63-53), 12/4/2022
 Defeated Ranked Team by AP on Road at No. 16 Oregon (77-71), 2/2/2025

Scored 100 or more points 103; North Florida, 12/1/2024
 Scored 90 or more points 103; North Florida, 12/1/2024
 Scored 80 or more points 86; at Oregon, 2/5/2025
 Scored less than 50 points 48; Wisconsin, 2/10/2021
 Scored less than 40 points 38; at Oregon, 12/15/2012
 Shot 75% from the field 750; vs. Nebraska-Omaha (42-56), 1/25/1988 \$
 Shot 70% from the field 723; vs. UNC Wilmington (34-47), 12/5/1997
 Shot 60% from the field 612; Indiana (30-49), 12/13/2024

Made 50 or more free throws Never Happened
 Made 40 or more free throws 43; vs. Texas (43-59), 1/3/1996 - \$
 Made 30 or more free throws 37; vs. UTSA (37-50), 12/20/2017
 Made 25 or more free throws 25; UCLA (25-29), 1/4/2025
 Attempted 60 or more free throws 60; vs. Kansas State (36-60), 1/11/1954 - \$
 Attempted 50 or more free throws 50; vs. UTSA (37-50), 12/20/2017
 Attempted 40 or more free throws 50; vs. UTSA (37-50), 12/20/2017
 Attempted 30 or more free throws 30; at Creighton (22-30), 11/22/2024
 Shot 100% from the foul line (min 10 att.) 1.000; at Illinois (14-14), 2/4/2024
 Shot 95% from the foul line (min 10 att.) 1.000; at Illinois (14-14), 2/4/2024
 Shot 90% from the foul line (min 10 att.) 941; Maryland (16-17), 2/13/2025
 Shot 90% from the foul line (min 20 att.) 917; vs. Texas A&M (NCAA) (22-24), 3/22/2024

Made 20 or more 3-pointers Never Happened
 Made 15 or more 3-pointers 15; Kennesaw State (15-29), 12/22/2021
 Made 10 or more 3-pointers 11; at Oregon (11-19), 2/5/2025
 Made 0 3-pointers 0; vs. Jacksonville State (0-5), 12/18/2012
 Held Opponent to 0 3-pointers 0; Southeastern Louisiana, 11/22/2015
 Attempted 40 or more 3-pointers 41; vs. Nevada (9-41), 11/26/2020 \$
 Attempted 30 or more 3-pointers 30; at Wisconsin (10-30), 1/26/2025
 Attempted 20 or more 3-pointers 21; at Penn State (7-21), 2/15/2025
 Shot 75% from 3-point range (min. 10 att.) 750; vs. UT-Pan American (9-12), 12/2/2009 - \$
 Shot 60% from 3-point range (min. 20 att.) 609; Purdue (14-23), 1/9/24
 Shot 60% from 3-point range (min. 10 att.) 609; Purdue (14-23), 1/9/24
 Shot 50% from 3-point range (min. 20 att.) 538; Ohio State (14-26), 1/23/2024
 Shot 50% from 3-point range (min. 10 att.) 579; at Washington (11-19), 2/5/2025

Had 60 or more rebounds 60; vs. Oral Roberts, 12/22/1999
 Had 50 or more rebounds 50; South Carolina State, 12/29/2023

Had 30 or more assists 35; Northeastern Illinois, 12/21/1994
 Had 25 or more assists 25; Doane, 12/17/2020
 Had 20 or more assists 21; at Penn State, 2/19/2025
 Had 15 or more assists 21; at Penn State, 2/19/2025

Had 20 or more steals 23; vs. Texas Tech, 3/4/1999 - \$
 Had 15 or more steals 15; Indiana, 1/3/2024
 Had 10 or more steals 11; at Northwestern, 2/16/2025

Had 15 or more blocked shots 15; vs. Coppin State, Dec. 6, 1996 - \$
 Had 10 or more blocked shots 14; at Northwestern, 1/2/2018

Had 30 or more turnovers 31; at Creighton, 12/11/2005
 Had 20 or more turnovers 20; South Carolina State, 12/29/2023
 Had 5 or less turnovers 2; vs. Duquesne, 11/22/2023 - #

Nebraska Player...

Had 20 or more points: 20; Connor Essegian at Penn State, 2/19/25
 Had 25 or more points: 28; Brice Williams at Oregon, 2/2/2025
 Had 30 or more points: 32; Brice Williams at Hawai'i, 12/23/2024
 Had 40 or more points: 41; Teddy Allen vs. Penn State, 2/23/2021
 Had 20 or more points in a half: 21; Brice Williams (2nd) at Hawai'i, 12/23/2024

Had No Player in Double Figures: vs. Ohio State, 1/21/2012
 Had Five Players with 10 or more points vs. Rutgers, 1/16/2025
 Williams (21); Gary (20); Essegian (12); Morgan (11); Worster (10)
 Had Six Players with 10 or more points North Dakota, 12/20/2023
 Wilcher (16); Lawrence (14); Tominaga (14); Williams (12); Gary (12); Allick (10)
 Two Huskers with 20 or more points, same game: Maryland, 2/13/25
 Juwan Gary (22); Brice Williams (20)
 Two Huskers with 25 or more points, same game: vs. Western Illinois, 11/9/21
 Alonzo Verge Jr. (26); Bryce McGowens (25)
 Three Huskers with 20 or more points, same game: Iowa, 3/10/2019
 James Palmer Jr. (30); Glynn Watson Jr. (23); Isaiah Roby (23)
 Two Huskers with 30 or more points, same game: vs. Oregon, 11/25/1995
 Tyrone Lue (30) & Jaron Boone (30) - only time in school history

Had 10 or more rebounds: 10; Brice Williams vs. Ohio State, 2/9/25
 Had 15 or more rebounds: 18; Juwan Gary at Kansas State, 12/17/2023
 Had 20 or more rebounds: 21; Kimani Ffriend vs. Oral Roberts, 12/22/1999
 Had 25 or more rebounds: 26; Bill Johnson vs. Iowa State, 1/4/1954 - \$
 Two Huskers with 10 or more rebounds, same game: at Kansas State, 12/17/2023
 (Juwan Gary-18; Rienk Mast-12)
 Three Huskers with 10 or more rebounds, same game: vs. Texas Tech, 1/19/2000
 (Steffon Bradford 16; Kimani Ffriend 12; Louis Truscott 11)

Had 5 or more 3-pointers: 5; Connor Essegian Southern (6-12), 12/30/2024
 Had 6 or more 3-pointers: 6; Connor Essegian Southern (6-12), 12/30/2024
 Had 7 or more 3-pointers: 7; Kobe Webster at Northwestern (7-12), 3/7/2021
 Had 8 or more 3-pointers: 8; Cary Cochran, vs. Baylor (8-13), 2/27/2002 - \$

Had 5 or more assists: 5; Brice Williams at Penn State, 2/19/25
 Had 10 or more assists: 10; Ahron Ullis at Maryland, 1/19/2025
 Had 15 or more assists: 15; Charles Richardson vs. Rutgers, 12/2/2006
 Had 18 or more assists: 18; Brian Carr, at Evansville, 1/3/1985 - \$

Had 5 or more blocked shots: 5; Isaiah Roby vs. Northwestern, 2/16/2019
 Had 6 or more blocked shots: 6; Isaiah Roby vs. Eastern Illinois, 11/11/2017
 Had 7 or more blocked shots: 7; John Turek vs. Colorado, 3/2/2005
 Had 9 or more blocked shots: 9; Mikki Moore vs. Coppin State, 12/6/1996 - \$
 Had 10 or more blocked shots: Never Happened

Had 5 or more steals: 5; Juwan Gary vs. Bethune-Cookman, 11/19/2024
 Had 6 or more steals: 6; Glynn Watson Jr. vs. Long Beach State, 11/26/2017
 Had 7 or more steals: 7; Brandon Richardson at Ohio State, 1/3/2012
 Had 8 or more steals: 8; Cookie Belcher vs. Oklahoma St., 2/7/2001 - \$
 Had 10 or more steals: Never Happened

Had Triple-Double (Points/Rebounds/Assists): Dalano Banton vs. Doane, 12/17/2020, 13/11/10
 Had Double-Double (Points/Rebounds):
 Brice Williams (34 pts/10 reb) vs. Ohio State, 2/9/25
 Had Double-Double (Points/Assists): Alonzo Verge Jr. at NC State (25/11), 12/1/2021
 Had Double-Double (Points/Steals): Never Happened
 Had Double-Double (Points/Blocks): Never Happened
 Had Two Players with Double-Doubles:
 Josiah Allick (10 pts./12 reb.) and Juwan Gary (15 pts./11 reb.) vs. Rutgers, 3/3/2024

\$ - School Record - # - Tied School record
 As of 2/20/2025

2024-25 GAME BY GAME															
Team	FG-FGA	Pct.	3FG-3FGA	Pct.	FT-FTA	Pct.	O-D	Reb.	PF	A	TO	B	S	Pts.	W/L
UTRGV at Nebraska	24-62	.387	13-41	.317	6-9	.667	9-23	32	27	11	20	0	4	67	
	28-57	.491	6-19	.316	25-35	.714	11-31	42	15	11	13	2	9	87	W
Bethune-Cookman at Nebraska	22-62	.355	9-26	.346	5-7	.714	12-27	39	23	11	22	5	5	58	
	19-55	.345	4-22	.182	21-26	.808	13-28	41	14	11	18	4	11	63	W
FDU at Nebraska	23-57	.404	7-23	.304	7-11	.636	7-24	31	21	12	17	3	6	60	
	28-65	.431	7-28	.250	23-28	.821	14-29	43	15	20	8	6	10	86	W
Saint Mary's vs. Nebraska	21-61	.426	11-23	.478	14-25	.560	17-14	31	21	14	9	3	12	77	
	22-49	.449	5-17	.294	25-29	.862	13-21	34	19	8	15	6	6	74	L
at No. 14 Creighton Nebraska	17-52	.327	12-42	.286	17-23	.739	8-29	37	19	12	17	3	4	63	
	24-57	.421	4-16	.250	22-30	.733	7-30	37	22	18	7	1	10	74	W
South Dakota at Nebraska	26-60	.433	8-28	.286	19-27	.704	9-24	33	16	12	12	3	6	79	
	33-68	.485	13-33	.394	17-21	.810	14-29	43	16	24	12	2	10	96	W
North Florida at Nebraska	25-65	.385	14-43	.326	8-12	.667	10-27	37	19	13	16	1	2	72	
	40-69	.580	11-24	.458	12-18	.667	6-32	38	12	22	6	4	12	103	W
at Michigan State Nebraska	29-56	.518	9-23	.391	22-23	.957	12-36	48	17	20	17	5	4	89	
	18-54	.333	4-22	.182	12-18	.667	4-15	19	20	8	11	0	8	52	L
Indiana at Nebraska	23-65	.354	8-35	.229	14-20	.600	15-20	35	20	10	9	3	7	68	
	30-49	.612	8-14	.571	17-26	.654	6-29	35	16	16	14	1	5	85	W
vs. Murray State Nebraska	17-55	.309	7-27	.259	8-15	.533	7-19	26	12	7	10	3	5	49	
	26-53	.491	6-17	.353	8-9	.889	6-34	40	12	6	15	4	6	66	W
at Hawai'i Nebraska	20-47	.426	5-20	.250	10-15	.667	9-18	27	15	5	16	1	4	55	
	26-55	.473	7-17	.412	10-11	.909	9-19	28	13	10	12	4	8	69	W
vs. Oregon State Nebraska	21-53	.396	9-24	.375	15-16	.938	8-18	26	18	9	12	1	5	66	
	25-47	.532	8-20	.400	20-24	.833	7-24	31	15	13	12	0	5	78	W
Southern at Nebraska	13-67	.254	3-24	.125	6-16	.375	17-22	39	17	10	8	4	9	43	
	26-53	.491	13-30	.433	12-18	.667	8-40	48	17	22	14	5	3	77	W
No. 15 UCLA at Nebraska	22-57	.386	4-28	.143	10-13	.769	6-28	34	24	13	15	2	5	58	
	17-52	.327	7-25	.280	25-29	.862	9-30	39	16	11	13	1	10	66	W
at Iowa Nebraska	29-61	.475	17-35	.486	22-25	.880	6-30	36	17	23	13	6	7	97	
	33-71	.465	9-23	.391	12-22	.545	14-27	41	21	14	14	4	11	87	L (OT)
at No. 20 Purdue Nebraska	41-65	.631	19-33	.576	3-6	.500	9-24	33	10	32	10	2	11	104	
	26-54	.481	6-27	.222	10-11	.909	4-16	20	10	15	17	2	9	68	L
Rutgers at Nebraska	33-67	.492	12-29	.414	7-14	.500	17-23	40	20	16	8	6	4	85	
	28-62	.452	9-22	.409	17-27	.630	19-23	42	15	17	7	2	5	82	L
at Maryland Nebraska	26-58	.448	10-25	.400	7-12	.583	8-24	32	13	15	12	8	8	69	
	27-58	.466	6-16	.375	6-11	.545	9-27	36	14	15	13	2	8	66	L
USC at Nebraska	27-61	.443	6-21	.286	18-22	.818	12-24	36	16	12	9	1	8	78	
	27-55	.491	5-24	.208	14-17	.824	6-25	31	18	12	11	4	6	73	L
at No. 18 Wisconsin Nebraska	30-63	.476	17-37	.459	6-8	.750	5-38	43	11	18	8	3	5	83	
	21-62	.330	10-30	.330	3-8	.375	7-28	35	11	13	12	4	4	55	L
No. 18 Illinois at Nebraska	26-73	.356	10-42	.238	12-18	.667	20-38	58	18	7	17	7	3	74	
	31-78	.397	5-20	.250	13-18	.722	13-29	42	18	15	6	4	9	80	W (OT)
at No. 16 Oregon Nebraska	24-60	.400	5-20	.250	18-22	.818	11-21	32	19	13	10	1	9	71	
	26-51	.510	4-23	.174	21-29	.724	9-26	35	20	14	12	2	4	77	W
at Washington Nebraska	27-57	.474	10-25	.400	8-12	.667	8-23	31	16	13	9	6	1	72	
	29-55	.527	11-19	.579	17-22	.773	6-24	30	11	16	6	6	6	86	W
Ohio State at Nebraska	26-61	.426	10-25	.400	9-15	.600	7-21	28	20	10	6	2	5	71	
	27-52	.519	7-21	.333	18-21	.857	6-31	37	16	15	10	1	2	79	W
No. 25 Maryland at Nebraska	31-53	.585	7-15	.467	14-18	.778	9-25	34	13	15	12	2	4	83	
	25-58	.431	9-25	.360	16-17	.941	8-14	22	15	13	10	2	3	75	L
at Northwestern Nebraska	26-72	.361	7-20	.350	5-8	.625	23-23	46	21	14	16	3	8	64	
	20-45	.444	6-18	.333	22-28	.786	5-22	27	13	14	14	6	11	68	W
at Penn State Nebraska	34-56	.607	8-23	.348	13-14	.929	7-27	34	13	21	12	2	11	89	
	28-54	.519	7-21	.333	9-11	.818	6-16	22	13	21	16	3	6	72	L

GAME BY GAME STARTERS

Opponent	Date	Result	Guard	Guard	Guard/Forward	Forward	Forward
UTRGV	11/4	W, 87-67	Worster	Williams	Gary	Büyüktuncel	Meah
Bethune-Cookman	11/9	W, 63-58	Worster	Williams	Gary	Büyüktuncel	Meah
FDU	11/13	W, 86-60	Worster	Williams	Essegian	Gary	Büyüktuncel
vs. Saint Mary's	11/17	L, 74-77	Worster	Williams	Gary	Büyüktuncel	Meah
at No. 14 Creighton	11/22	W, 74-63	Worster	Williams	Gary	Büyüktuncel	Meah
South Dakota	11/27	W, 96-79	Worster	Williams	Gary	Büyüktuncel	Meah
North Florida	12/1	W, 103-72	Worster	Williams	Essegian	Gary	Meah
at Michigan State	12/7	L, 52-89	Worster	Williams	Essegian	Gary	Meah
Indiana	12/13	W, 85-68	Worster	Williams	Gary	Büyüktuncel	Meah
vs. Murray State	12/22	W, 66-49	Worster	Williams	Gary	Büyüktuncel	Meah
at Hawai'i	12/23	W, 69-55	Worster	Williams	Gary	Büyüktuncel	Meah
vs. Oregon State	12/25	W, 78-66	Worster	Williams	Gary	Büyüktuncel	Meah
Southern	12/30	W, 77-43	Worster	Williams	Gary	Büyüktuncel	Meah
No. 14 UCLA	1/4	W, 66-58	Worster	Williams	Gary	Büyüktuncel	Meah
at Iowa	1/7	L, 87-97 (OT)	Worster	Williams	Gary	Büyüktuncel	Meah
at No. 20 Purdue	1/12	L, 68-104	Worster	Williams	Gary	Büyüktuncel	Meah
Rutgers	1/16	L, 82-85	Worster	Williams	Gary	Büyüktuncel	Meah
at Maryland	1/19	L, 66-69	Worster	Williams	Gary	Büyüktuncel	Meah
USC	1/22	L, 73-78	Ulis	Williams	Gary	Büyüktuncel	Meah
at No. 18 Wisconsin	1/26	L, 55-83	Williams	Hoiberg	Gary	Büyüktuncel	Morgan
No. 18 Illinois	1/30	W, 80-74 (OT)	Worster	Hoiberg	Williams	Gary	Morgan
at No. 16 Oregon	2/2	W, 77-71	Williams	Hoiberg	Gary	Büyüktuncel	Morgan
at Washington	2/5	W, 86-72	Williams	Hoiberg	Gary	Büyüktuncel	Morgan
Ohio State	2/9	W, 79-71	Worster	Hoiberg	Williams	Gary	Büyüktuncel
No. 25 Maryland	2/13	L, 75-83	Worster	Hoiberg	Williams	Gary	Morgan
at Northwestern	2/16	W, 68-64	Worster	Hoiberg	Williams	Gary	Morgan
at Penn State	2/19	L, 72-89	Worster	Hoiberg	Williams	Gary	Morgan

2024-25 SUPERLATIVES

NEBRASKA TEAM GAME HIGHS		
POINTS	103	NORTH FLORIDA (12/01/24)
	96	SOUTH DAKOTA (11/27/24)
	87	at Iowa (01/07/25)
FIELD GOALS MADE	87	UTRGV (11/04/24)
	40	NORTH FLORIDA (12/01/24)
	33	at Iowa (01/07/25)
FIELD GOAL ATTEMPTS	33	SOUTH DAKOTA (11/27/24)
	78	ILLINOIS (01/30/25)
	71	at Iowa (01/07/25)
FIELD GOAL PERCENTAGE	.612 (30-49)	INDIANA (12/13/24)
	.580 (40-69)	NORTH FLORIDA (12/01/24)
	13	SOUTHERN U. (12/30/24)
3 PT FIELD GOALS MADE	13	SOUTH DAKOTA (11/27/24)
	33	SOUTH DAKOTA (11/27/24)
	30	at Wisconsin (01/26/25)
3 PT FG ATTEMPTS	30	SOUTHERN U. (12/30/24)
	.579 (11-19)	at Washington (02/05/25)
	.571 (8-14)	INDIANA (12/13/24)
FREE THROWS MADE	25	Three Times
	35	UTRGV (11/04/24)
	30	at Creighton (11/22/24)
FREE THROW ATTEMPTS	.941 (16-17)	MARYLAND (02/13/25)
	.909 (10-11)	at Purdue (01/12/25)
	.909 (10-11)	at Hawaii (12/23/24)
REBOUNDS	48	SOUTHERN U. (12/30/24)
	43	SOUTH DAKOTA (11/27/24)
	43	FDU (11/13/24)
ASSISTS	24	SOUTH DAKOTA (11/27/24)
	22	Two Times
STEALS	12	NORTH FLORIDA (12/01/24)
	11	at Northwestern (02/16/25)
	11	at Iowa (01/07/25)
BLOCKED SHOTS	11	BETHUNE-COOKMAN (11/09/24)
	6	Four Times
TURNOVERS	18	BETHUNE-COOKMAN (11/09/24)
	17	at Purdue (01/12/25)
	22	at Creighton (11/22/24)
FOULS	21	at Iowa (01/07/25)

NEBRASKA TEAM GAME LOWS		
POINTS	52	at Michigan St. (12/07/24)
	55	at Wisconsin (01/26/25)
	63	BETHUNE-COOKMAN (11/09/24)
FIELD GOALS MADE	17	UCLA (01/04/25)
	18	at Michigan St. (12/07/24)
	45	at Northwestern (02/16/25)
FIELD GOAL ATTEMPTS	47	vs Oregon St. (12/25/24)
	.327 (17-52)	UCLA (01/04/25)
	.333 (18-54)	at Michigan St. (12/07/24)
3 PT FIELD GOALS MADE	4	Four times
	14	INDIANA (12/13/24)
	16	at Creighton (11/22/24)
3 PT FG ATTEMPTS	16	at Maryland (01/19/25)
	.174 (4-23)	at Oregon (02/02/25)
	.182 (4-22)	BETHUNE-COOKMAN (11/09/24)
3 PT FG PERCENTAGE	.182 (4-22)	at Michigan St. (12/07/24)
	3	at Wisconsin (01/26/25)
	6	at Maryland (01/19/25)
FREE THROWS MADE	8	at Wisconsin (01/26/25)
	9	vs Murray St. (12/22/24)
	.375 (3-8)	at Wisconsin (01/26/25)
FREE THROW ATTEMPTS	.545 (6-11)	at Maryland (01/19/25)
	.545 (12-22)	at Iowa (01/07/25)
	19	at Michigan St. (12/07/24)
REBOUNDS	20	at Purdue (01/12/25)
	6	vs Murray St. (12/22/24)
	8	Three Times
ASSISTS	2	OHIO ST. (02/09/25)
	3	SOUTHERN U. (12/30/24)
	3	MARYLAND (02/13/25)
STEALS	0	at Michigan St. (12/07/24)
	0	vs Oregon St. (12/25/24)
	6	Three Times
BLOCKED SHOTS	10	at Purdue (01/12/25)
	11	at Wisconsin (01/26/25)
	11	at Washington (02/05/25)
TURNOVERS	10	at Purdue (01/12/25)
	11	at Wisconsin (01/26/25)
	11	at Washington (02/05/25)
FOULS	10	at Purdue (01/12/25)
	11	at Wisconsin (01/26/25)
	11	at Washington (02/05/25)

OPPONENT TEAM GAME HIGHS		
POINTS	104	at Purdue (01/12/25)
	97	at Iowa (01/07/25)
	41	at Purdue (01/12/25)
FIELD GOALS MADE	34	at Penn St. (02/19/25)
	73	ILLINOIS (01/30/25)
	72	at Northwestern (02/16/25)
FIELD GOAL ATTEMPTS	.631 (41-65)	at Purdue (01/12/25)
	.607 (34-56)	at Penn St. (02/19/25)
	19	at Purdue (01/12/25)
3 PT FIELD GOALS MADE	17	at Wisconsin (01/26/25)
	17	at Iowa (01/07/25)
	43	NORTH FLORIDA (12/01/24)
3 PT FG ATTEMPTS	42	ILLINOIS (01/30/25)
	42	at Creighton (11/22/24)
	.576 (19-33)	at Purdue (01/12/25)
3 PT FG PERCENTAGE	.486 (17-35)	at Iowa (01/07/25)
	22	at Iowa (01/07/25)
	22	at Michigan St. (12/07/24)
FREE THROWS MADE	27	SOUTH DAKOTA (11/27/24)
	25	at Iowa (01/07/25)
	25	vs Saint Mary's (CA) (11/17/24)
FREE THROW ATTEMPTS	.957 (22-23)	at Michigan St. (12/07/24)
	.938 (15-16)	vs Oregon St. (12/25/24)
	58	ILLINOIS (01/30/25)
REBOUNDS	48	at Michigan St. (12/07/24)
	32	at Purdue (01/12/25)
	23	at Iowa (01/07/25)
ASSISTS	12	vs Saint Mary's (CA) (11/17/24)
	11	at Penn St. (02/19/25)
	11	at Purdue (01/12/25)
STEALS	8	at Maryland (01/19/25)
	7	ILLINOIS (01/30/25)
	22	BETHUNE-COOKMAN (11/09/24)
BLOCKED SHOTS	20	UTRGV (11/04/24)
	27	UTRGV (11/04/24)
	24	UCLA (01/04/25)
TURNOVERS	43	SOUTHERN U. (12/30/24)
	49	vs Murray St. (12/22/24)
	55	at Hawaii (12/23/24)
FIELD GOALS MADE	17	Three Times
	47	at Hawaii (12/23/24)
	52	at Creighton (11/22/24)
FIELD GOAL ATTEMPTS	.254 (17-67)	SOUTHERN U. (12/30/24)
	.309 (17-55)	vs Murray St. (12/22/24)
	3	SOUTHERN U. (12/30/24)
FIELD GOAL PERCENTAGE	4	UCLA (01/04/25)
	15	MARYLAND (02/13/25)
	20	Three Times
3 PT FIELD GOALS MADE	.125 (3-24)	SOUTHERN U. (12/30/24)
	.143 (4-28)	UCLA (01/04/25)
	3	at Purdue (01/12/25)
3 PT FG ATTEMPTS	5	BETHUNE-COOKMAN (11/09/24)
	5	at Northwestern (02/16/25)
	6	at Purdue (01/12/25)
3 PT FG PERCENTAGE	7	BETHUNE-COOKMAN (11/09/24)
	.375 (6-16)	SOUTHERN U. (12/30/24)
	.500 (3-6)	at Purdue (01/12/25)
FREE THROWS MADE	.500 (7-14)	RUTGERS (01/16/25)
	24	vs Oregon St. (12/25/24)
	26	vs Murray St. (12/22/24)
FREE THROW ATTEMPTS	5	at Hawaii (12/23/24)
	7	vs Murray St. (12/22/24)
	7	ILLINOIS (01/30/25)
FREE THROW PERCENTAGE	1	at Washington (02/05/25)
	2	NORTH FLORIDA (12/01/24)
	0	UTRGV (11/04/24)
REBOUNDS	1	Six Times
	6	OHIO ST. (02/09/25)
	8	Three Times
ASSISTS	10	at Purdue (01/12/25)
	11	at Wisconsin (01/26/25)
	11	at Wisconsin (01/26/25)
STEALS	1	at Washington (02/05/25)
	2	NORTH FLORIDA (12/01/24)
	0	UTRGV (11/04/24)
BLOCKED SHOTS	1	Six Times
	6	OHIO ST. (02/09/25)
	8	Three Times
TURNOVERS	10	at Purdue (01/12/25)
	11	at Wisconsin (01/26/25)
	11	at Wisconsin (01/26/25)
FOULS	10	at Purdue (01/12/25)
	11	at Wisconsin (01/26/25)
	11	at Wisconsin (01/26/25)

OPPONENT TEAM GAME LOWS		
POINTS	43	SOUTHERN U. (12/30/24)
	49	vs Murray St. (12/22/24)
	55	at Hawaii (12/23/24)
FIELD GOALS MADE	17	Three Times
	47	at Hawaii (12/23/24)
	52	at Creighton (11/22/24)
FIELD GOAL ATTEMPTS	.254 (17-67)	SOUTHERN U. (12/30/24)
	.309 (17-55)	vs Murray St. (12/22/24)
	3	SOUTHERN U. (12/30/24)
FIELD GOAL PERCENTAGE	4	UCLA (01/04/25)
	15	MARYLAND (02/13/25)
	20	Three Times
3 PT FIELD GOALS MADE	.125 (3-24)	SOUTHERN U. (12/30/24)
	.143 (4-28)	UCLA (01/04/25)
	3	at Purdue (01/12/25)
3 PT FG ATTEMPTS	5	BETHUNE-COOKMAN (11/09/24)
	5	at Northwestern (02/16/25)
	6	at Purdue (01/12/25)
3 PT FG PERCENTAGE	7	BETHUNE-COOKMAN (11/09/24)
	.375 (6-16)	SOUTHERN U. (12/30/24)
	.500 (3-6)	at Purdue (01/12/25)
FREE THROWS MADE	.500 (7-14)	RUTGERS (01/16/25)
	24	vs Oregon St. (12/25/24)
	26	vs Murray St. (12/22/24)
FREE THROW ATTEMPTS	5	at Hawaii (12/23/24)
	7	vs Murray St. (12/22/24)
	7	ILLINOIS (01/30/25)
FREE THROW PERCENTAGE	1	at Washington (02/05/25)
	2	NORTH FLORIDA (12/01/24)
	0	UTRGV (11/04/24)
REBOUNDS	1	Six Times
	6	OHIO ST. (02/09/25)
	8	Three Times
ASSISTS	10	at Purdue (01/12/25)
	11	at Wisconsin (01/26/25)
	11	at Wisconsin (01/26/25)
STEALS	1	at Washington (02/05/25)
	2	NORTH FLORIDA (12/01/24)
	0	UTRGV (11/04/24)
BLOCKED SHOTS	1	Six Times
	6	OHIO ST. (02/09/25)
	8	Three Times
TURNOVERS	10	at Purdue (01/12/25)
	11	at Wisconsin (01/26/25)
	11	at Wisconsin (01/26/25)
FOULS	10	at Purdue (01/12/25)
	11	at Wisconsin (01/26/25)
	11	at Wisconsin (01/26/25)

2024-25 SUPERLATIVES

WON/LOSS MARGIN

	1	2	3	4	5	6	7	8	9	10	11	12	13	14	15	16	17	18	19	20	+20
Husker Wins	0	0	0	1	1	2	0	2	0	0	1	1	0	2	0	0	3	0	0	1	3
Husker Losses	0	0	3	0	1	0	0	1	0	1	0	0	0	0	0	0	1	0	0	0	3

2024-25 INDIVIDUAL GAME HIGHS

Points	32	Williams,Brice at Hawaii (12/23/24)
	30	Williams,Brice vs Indiana (12/13/24)
	29	Essegian,Connor vs South Dakota (11/27/24)
Field Goals Made	11	Gary,Juwan vs Southern California (01/22/25)
	10	Six Times
Field Goal Att.	26	Williams,Brice vs Illinois (01/30/25)
	22	Essegian,Connor vs South Dakota (11/27/24)
FG Pct (min 5 made)	1.000 (8-8)	Morgan,Andrew at Penn St. (02/19/25)
	1.000 (6-6)	Meah,Braxton vs South Dakota (11/27/24)
3-Point FG Made	6	Essegian,Connor vs Southern U. (12/30/24)
	6	Essegian,Connor vs North Florida (12/01/24)
	6	Essegian,Connor vs South Dakota (11/27/24)
3-Point FG Att.	15	Essegian,Connor vs South Dakota (11/27/24)
	12	Essegian,Connor vs Southern U. (12/30/24)
3-Pt FG Pct (min 2 made)	1.000 (2-2)	Hoiberg,Sam at Maryland (01/19/25)
	1.000 (2-2)	Buyuktuncel,Berke at Maryland (01/19/25)
	1.000 (2-2)	Griffiths,Gavin vs Southern U. (12/30/24)
Free Throws Made	11	Williams,Brice vs UCLA (01/04/25)
	11	Williams,Brice vs Saint Mary's (CA) (11/17/24)
Free Throw Att.	12	Gary,Juwan at Oregon (02/02/25)
	12	Williams,Brice vs UCLA (01/04/25)
FT Pct (min 3 made)	1.000 (11-11)	Williams,Brice vs Saint Mary's (CA) (11/17/24)
	1.000 (8-8)	Williams,Brice at Hawaii (12/23/24)
	1.000 (8-8)	Williams,Brice at Creighton (11/22/24)
	1.000 (7-7)	Gary,Juwan at Northwestern (02/16/25)
	1.000 (7-7)	Williams,Brice vs Maryland (02/13/25)
	1.000 (6-6)	Williams,Brice vs Oregon St. (12/25/24)
Rebounds	13	Gary,Juwan at Iowa (01/07/25)
	12	Morgan,Andrew vs Murray St. (12/22/24)
Assists	10	Ulis,Ahron at Maryland (01/19/25)
	6	Several Times
Steals	5	Gary,Juwan vs Bethune-Cookman (11/09/24)
	4	Buyuktuncel,Berke at Purdue (01/12/25)
	4	Hoiberg,Sam vs North Florida (12/01/24)
	4	Worster,Rollie vs UTRGV (11/04/24)
Blocked Shots	3	Morgan,Andrew at Northwestern (02/16/25)
	3	Buyuktuncel,Berke vs Saint Mary's (CA) (11/17/24)
Turnovers	6	Williams,Brice vs Bethune-Cookman (11/09/24)
	5	Morgan,Andrew vs UCLA (01/04/25)
	5	Williams,Brice vs Southern U. (12/30/24)
	5	Worster,Rollie vs Bethune-Cookman (11/09/24)
Fouls	5	Morgan,Andrew vs Maryland (02/13/25)
	5	Buyuktuncel,Berke at Maryland (01/19/25)
	5	Hoiberg,Sam at Iowa (01/07/25)
Minutes	42	Williams,Brice vs Illinois (01/30/25)
	41	Gary,Juwan vs Illinois (01/30/25)

2024-25 OPPONENT INDIVIDUAL GAME HIGHS

Points	31	Josh Dix at Iowa (01/07/25)
	30	Micah Parrish vs Ohio St. (02/09/25)
	30	Payton Sandfort at Iowa (01/07/25)
Field Goals Made	11	Nick Martinelli at Northwestern (02/16/25)
	11	Micah Parrish vs Ohio St. (02/09/25)
Field Goal Att.	25	Nick Martinelli at Northwestern (02/16/25)
	21	Micah Parrish vs Ohio St. (02/09/25)
FG Pct (min 5 made)	1.000 (5-5)	Kody Williams at Hawaii (12/23/24)
	.875 (7-8)	Dylan Grant vs Rutgers (01/16/25)
3-Point FG Made	7	Josh Dix at Iowa (01/07/25)
	6	Ty Berry at Northwestern (02/16/25)
	6	Payton Sandfort at Iowa (01/07/25)
3-Point FG Att.	15	Ty Berry at Northwestern (02/16/25)
	13	Steven Ashworth at Creighton (11/22/24)
3-Pt FG Pct (min 2 made)	1.000 (2-2)	Nolan Winter at Wisconsin (01/26/25)
	.833 (5-6)	Fletcher Loyer at Purdue (01/12/25)
Free Throws Made	9	Wesley Yates III vs Southern California (01/22/25)
	8	Payton Sandfort at Iowa (01/07/25)
Free Throw Att.	9	Wesley Yates III vs Southern California (01/22/25)
	9	Payton Sandfort at Iowa (01/07/25)
FT Pct (min 3 made)	1.000 (9-9)	Wesley Yates III vs Southern California (01/22/25)
	1.000 (6-6)	Derik Queen vs Maryland (02/13/25)
	1.000 (4-4)	Nick Kern at Penn St. (02/19/25)
	1.000 (4-4)	Selton Miguel vs Maryland (02/13/25)
	1.000 (4-4)	Brandon Angel at Oregon (02/02/25)
	1.000 (4-4)	Josh Dix at Iowa (01/07/25)
	1.000 (4-4)	Parsa Fallah vs Oregon St. (12/25/24)
	1.000 (4-4)	Jeremy Fears Jr. at Michigan St. (12/07/24)
	1.000 (4-4)	Jaden Akins at Michigan St. (12/07/24)
	1.000 (4-4)	Coen Carr at Michigan St. (12/07/24)
	1.000 (4-4)	Jase Richardson at Michigan St. (12/07/24)
	1.000 (4-4)	Jaylen Smith vs North Florida (12/01/24)
	1.000 (4-4)	Steven Ashworth at Creighton (11/22/24)
Rebounds	13	Kasparas Jakucionis vs Illinois (01/30/25)
	13	Tre White vs Illinois (01/30/25)
Assists	14	Braden Smith at Purdue (01/12/25)
	8	Ace Baldwin Jr. at Penn St. (02/19/25)
	8	Jeremy Fears Jr. at Michigan St. (12/07/24)
Steals	6	Ace Baldwin Jr. at Penn St. (02/19/25)
	4	TJ Bamba at Oregon (02/02/25)
	4	Wesley Yates III vs Southern California (01/22/25)
	4	Ja'Kobi Gillespie at Maryland (01/19/25)
	4	C.J. Cox at Purdue (01/12/25)
	4	Josh Dix at Iowa (01/07/25)
	4	Myles Rice vs Indiana (12/13/24)
	4	Mikey Lewis vs Saint Mary's (CA) (11/17/24)
	4	Mitchell Saxen vs Saint Mary's (CA) (11/17/24)
Blocked Shots	4	Julian Reese at Maryland (01/19/25)
	4	Owen Freeman at Iowa (01/07/25)
Turnovers	7	Steven Ashworth at Creighton (11/22/24)
	7	Trey Miller vs UTRGV (11/04/24)
Fouls	5	K.J. Windham at Northwestern (02/16/25)
	5	Sean Stewart vs Ohio St. (02/09/25)
	5	TJ Bamba at Oregon (02/02/25)
	5	Owen Freeman at Iowa (01/07/25)
	5	Kobe Johnson vs UCLA (01/04/25)
	5	Sebastian Mack vs UCLA (01/04/25)
	5	Augustas Marciulioni vs Saint Mary's (CA) (11/17/24)
	5	Luke Barrett vs Saint Mary's (CA) (11/17/24)
	5	Reggie Ward Jr. vs Bethune-Cookman (11/09/24)

2024-25 HUSKER LINEUPS

No.	Starting Lineup	Record
1.	Büyüktuncel, Gary, Meah, Williams, Worster	10-5
2.	Büyüktuncel, Essegian, Gary, Williams, Worster	1-0
3.	Essegian, Gary, Meah, Williams, Worster	1-1
4.	Büyüktuncel, Gary, Meah, Ulis, Williams	0-1
5.	Büyüktuncel, Gary, Hoiberg, Morgan, Williams	2-1
6.	Gary, Hoiberg, Morgan, Williams, Worster	2-2
7.	Büyüktuncel, Gary, Hoiberg, Williams, Worster	1-0

2024-25 GAME RECAPS

					Nebraska Individual Leaders			
Date	Opponent	Result	Record (B1G)	Attend.	Points	Rebounds	Assists	Steals
11/4	UTRGV	W, 87-67	1-0 (0-0)	14,305	Williams (27)	Worster (9)	Worster (3)	Worster (4)
11/9	Bethune-Cookman	W, 63-58	2-0 (0-0)	15,138	Gary (11)	Gary (9)	Griffiths (3)	Gary (5)
11/13	FDU	W, 86-60	3-0 (0-0)	14,473	Gary (19)	Büyüktuncel (7)	Gary (5)	Hoiberg (3)
11/17	vs. Saint Mary's	L, 74-77	3-1 (0-0)	3,241	Williams (28)	Büyüktuncel, Morgan (5)	Gary, Ulis (2)	Büyüktuncel (3)
11/22	at No. 14 Creighton	W, 74-63	4-1 (0-0)	18,475	Williams, Gary (16)	Büyüktuncel (9)	Morgan (3)	Gary, Büyüktuncel (2)
11/27	South Dakota	W, 96-79	5-1 (0-0)	15,172	Essegian (29)	Worster (8)	Worster (6)	Williams, Hoiberg (3)
12/1	North Florida	W, 103-72	6-1 (0-0)	15,359	Essegian (22)	Morgan (9)	Williams (6)	Hoiberg (2)
12/7	at Michigan State	L, 52-89	6-2 (0-1)	14,797	Morgan (14)	Morgan (7)	Worster, Ulis (3)	Worster, Büyüktuncel (2)
12/13	Indiana	W, 85-68	7-2 (1-1)	14,635	Williams (30)	Williams (6)	Williams (5)	Four players (1)
12/22	vs. Murray State	W, 66-49	8-2 (1-1)	5,049	Essegian (15)	Morgan (12)	Williams (2)	Williams, Meah (2)
12/23	at Hawai'i	W, 69-55	9-2 (1-1)	4,611	Williams (32)	Büyüktuncel (9)	Williams, Worster (3)	Büyüktuncel (3)
12/25	vs. Oregon State	W, 78-66	10-2 (1-1)	5,086	Williams (25)	Williams (7)	Williams, Worster (4)	Gary, Williams (2)
12/30	Southern	W, 77-43	11-2 (1-1)	14,885	Essegian (20)	Büyüktuncel (9)	Worster (6)	Gary, Williams, Jacobsen (1)
1/4	No. 15 UCLA	W, 66-58	12-2 (2-1)	15,167	Williams (16)	Büyüktuncel (9)	Essegian (3)	Hoiberg (3)
1/7	at Iowa	L, 87-97 (OT)	12-3 (2-2)	7,812	Williams (28)	Gary (13)	Hoiberg (3)	Five players (2)
1/12	at No. 20 Purdue	L, 68-104	12-4 (2-3)	14,876	Essegian (17)	Williams, Essegian (5)	Williams, Hoiberg (4)	Büyüktuncel (4)
1/16	Rutgers	L, 82-85	12-5 (2-4)	13,999	Williams (21)	Gary, Worster (7)	Worster (5)	Gary (2)
1/19	at Maryland	L, 66-69	12-6 (2-5)	11,069	Morgan (17)	Gary (7)	Ulis (10)	Williams (3)
1/22	USC	L, 73-78	12-7 (2-6)	14,492	Gary (27)	Worster (6)	Worster (6)	Williams, Hoiberg (2)
1/26	at No. 18 Wisconsin	L, 55-83	12-8 (2-7)	15,838	Williams (11)	Gary (9)	Worster (3)	Worster (3)
1/30	No. 18 Illinois	W, 80-74 (OT)	13-8 (3-7)	14,893	Williams (27)	Gary, Williams (8)	Williams, Ulis (4)	Gary (3)
2/2	at No. 16 Oregon	W, 77-71	14-8 (4-7)	7,848	Williams (28)	Büyüktuncel (9)	Williams (6)	Four players (1)
2/5	at Washington	W, 86-72	15-8 (5-7)	6,384	Williams (23)	Büyüktuncel (9)	Williams, Hoiberg (4)	Hoiberg (3)
2/9	Ohio State	W, 79-71	16-8 (6-7)	15,633	Williams (24)	Williams (10)	Williams (4)	Morgan, Gary (1)
2/13	No. 25 Maryland	L, 75-82	16-9 (6-8)	14,785	Gary (22)	Meah, Hoiberg, Worster (4)	Ulis (4)	Morgan, Hoiberg, Worster (1)
2/16	at Northwestern	W, 68-64	17-9 (7-8)	7,039	Williams (21)	Meah (7)	Williams, Worster (4)	Hoiberg, Williams (3)
2/19	at Penn State	L, 72-89	17-10 (7-9)	7,115	Essegian (20)	Griffiths (5)	Williams (5)	Gary (3)

THE LAST TIME...

	Nebraska...	A Nebraska Opponent...
Scored 100 or more points.....	103; North Florida, 12/1/24	104; at Purdue, 1/12/25
Scored 90 or more points.....	103; North Florida, 12/1/24	104; at Purdue, 1/12/25
Scored 41 to 50 points.....	50; Illinois, 1/10/23	43, Southern, 12/30/24
Scored 40 or fewer points.....	38; at Oregon, 12/15/12	38; Southwest Minnesota State, 12/28/18
Shot 70% from the field.....	723; vs. UNC Wilmington 12/5/97 (34-47)	.723; Kansas, 2/2/85 (34-47)
Shot 60% from the field.....	.612; vs. Indiana, 12/13/24 (30-49)	.607; at Penn State, 2/19/25 (34-56)
Shot 90% from the free throw line (Min 10 attempts).....	.941; Maryland, 2/13/25 (16-17)	.929; at Penn State, 2/19/24 (13-14)
Made 10, 3-Point Field Goals.....	11, at Washington, 2/5/25 (11-19)	10, Ohio State, 2/9/25 (10-25)
Had 60 rebounds.....	60; vs. Oral Roberts, 12/22/99	70; at NC State, 12/1/21
Had 50 rebounds.....	50; South Carolina State, 12/29/23	58; Illinois, 1/30/25
Had 30 assists.....	35, vs. Northeastern Illinois, 12/21/94	32; at Purdue, 1/12/25
Had 15 steals.....	15, Indiana, 1/3/24	16; at Creighton, 12/11/2020
Had 10 blocked shots.....	14; at Northwestern, 1/2/18	11; at NC State, 12/1/21
Had 10 or fewer turnovers.....	10; Maryland, 2/13/25	6; Ohio State, 2/9/25
Had 20 or more turnovers.....	20; South Carolina State, 12/29/23	22; Bethune-Cookman, 11/9/24
Had three players with 20 points.....vs. Iowa, 3/10/19	Texas A&M (NCAA), 3/22/24
.....(Palmer Jr. 27; Watson Jr. 23; Roby 23)	(Taylor IV 25, Obaseki 22, Radford 20)
Had three players with 10 rebounds.....vs. Texas Tech, 1/19/00	at Kansas, 1/9/02
.....(Bradford 16, Ffriend 12, Truscott 11)	(Collison 13, Gooden 12, Simien 10)
Had five players reach double-figure points.....at North Florida, 12/1/24)	At Penn State, 2/19/25
.....(Essegian-22, Gary-18; Williams-17; Morgan-13, Ulis-10)	(Niederhauser-19; Hicks-19 Dunn-17; Dillone-12; Baldwin Jr.-10; Kern-10)
Had a player score 40 points.....	41; Teddy Allen vs. Penn State 2/23/21	40; Terrence Shannon Jr., Illinois, 3/16/2024
Had a player score 30 points.....	32; Brice Williams at Hawai'i, 12/23/24	30, Micah Parrish, Ohio State, 2/9/25
Had a player grab 15 rebounds.....	18; Juwan Gary at Kansas State, 12/17/2023	16; Julian Reese, Maryland, 1/27/24
Had a player dish out 10 assists.....	10; Ahron Ulis at Maryland, 1/19/25	14; Braden Smith, 1/12/25
Had a player collect five steals.....	5; Juwan Gary vs. Bethune-Cookman, 11/9/2024	6; Ace Baldwin Jr., at Penn State, 2/19/23
Had a player block five shots.....	5; Isaiah Roby vs. Maryland, 2/6/18	7; Zach Edey, Purdue, 12/10/2022
Had a player with a triple double.....	13 pt/11 reb/10 asst.; Dalano Banton vs. Doane, 12/17/20	12 pt/11 reb./10 asst.; Trayce Jackson-Davis, Indiana, 12/7/22

SPECIALITY STATS

MISC. REVIEW

Nebraska Record When:	All (W)	All (L)	H(W)	H(L)	A (W)	A (L)							
Ahead at Halftime	13	5	8	1	5	4	Rebounds are Even	2	0	1	0	1	0
Behind at Halftime	3	5	1	2	2	3	Committing More TOs than Opp	5	7	3	1	2	6
Tied at Halftime	1	0	1	0	0	0	Committing Fewer TOs than Opp	10	3	6	2	4	1
Bench Outscores Opponent's	14	6	9	3	5	3	Turnovers are Even	2	0	1	0	1	0
Opponent Bench Outscores NU	3	4	1	0	2	4	Leading with 5:00 left	16	2	10	1	6	1
Bench scoring is even	0	0	0	0	0	0	Trailing with 5:00 left	1	8	0	2	1	6
Shooting 50% or Better	6	1	3	0	3	1	Tied with 5:00 left	0	0	0	0	0	0
Shooting Under 50%	11	9	7	3	4	6	In Overtime	1	1	1	0	0	1
Opp. Shoots 50% or Better	0	4	0	1	0	3	Scoring 80 or more points	7	2	6	1	1	1
Opp. Shoots Under 50%	17	6	10	2	7	4	Scoring 61 to 79 points	10	6	4	2	6	4
Outshooting Opponent (pct.)	15	3	8	1	7	2	Scoring 60 or fewer points	0	2	0	0	0	2
Outshot by Opponent (pct.)	2	7	2	2	0	5	Allowing 80 or more points	0	7	0	2	0	5
Shooting is even	0	0	0	0	0	0	Allowing 61 to 79 points	10	3	6	1	4	2
Outrebounding Opponent	12	4	8	1	4	3	Allowing 60 or fewer points	7	0	4	0	3	0
Outrebounded by Opponent	3	6	1	2	2	4							

MISC. TOTALS

Biggest margin of victory	34, Southern (12/30)	Largest halftime lead surrendered in loss	3, at Iowa (1/7)
Biggest margin of defeat	37, at Michigan State (12/7)	Largest lead at any time	34, Southern (12/30)
Largest deficit overcome in win.....	13, at Washington (2/5)	Largest deficit at any time	42, at Michigan State (12/7)
Largest halftime deficit overcome in win	10, at Washington (2/5)	Largest runs without opponent scoring	16, vs. Murray State (14:45-8:33, 1st)
Largest lead surrendered in loss.....	15, at Iowa (1/7)	Largest opponent run without NU scoring.....	15, at Michigan State (16:10--10:01, 2nd)
			15, UCLA (9:30-4:20, 1st)

SPECIALTY STATS

Opponent	NU-Opp Paint	NU-Opp off TO	NU-Opp 2nd Ch.	NU-Opp Bench	Largest Lead	Largest Deficit	Tip	1st Sub(s)
UTRGV	40-18	26-11	10-15	27-23	20 (0:18, 2nd)	2 (9:30, 1st)	W	Essegian, Morgan
Bethune-Cookman	30-24	21-12	11-8	22-18	16 (13:55, 2nd)	6 (14:54, 1st)	L	Essegian
FDU	40-28	28-7	14-11	29-5	26 (0:06, 2nd)	1 (16:55, 1st)	W	Griffiths
Saint Mary's	28-24	11-21	10-13	18-23	5 (15:05, 2nd)	14 (13:28, 1st)	W	Morgan
at No. 14 Creighton	28-10	22-7	9-3	19-8	18 (2:53, 1st)	-	W	Morgan
South Dakota	38-36	12-18	7-13	51-35	23 (17:35, 2nd)	-	W	Essegian
North Florida	58-22	25-2	9-11	37-15	31 (1:41, 2nd)	3 (19:20, 1st)	W	Morgan
at Michigan State	24-32	14-19	3-17	22-43	-	42 (3:53, 2nd)	L	Morgan
Indiana	36-24	14-14	8-10	28-16	17 (0:30, 2nd)	4 (11:09, 1st)	L	Morgan
vs. Murray State	32-18	7-7	8-8	29-11	12 (18:50, 2nd)	-	W	Essegian, Morgan
at Hawai'i	38-26	14-11	9-9	4-21	14 (0:57, 2nd)	8 (12:22, 1st)	W	Essegian, Morgan, Hoiberg
vs. Oregon State	32-20	4-14	14-4	15-13	12 (0:09, 2nd)	4 (9:39, 1st)	L	Essegian, Morgan
Southern	22-22	9-8	5-12	40-24	34 (0:11, 2nd)	-	W	Essegian
No. 15 UCLA	20-26	17-13	11-2	23-15	13 (7:15, 2nd)	7 (16:30, 1st)	W	Essegian, Morgan
at Iowa	42-22	15-15	12-11	20-15	15 (14:54, 2nd)	11 (0:33, OT)	L	Morgan
at No. 20 Purdue	38-34	11-22	4-14	32-37	1 (18:46, 1st)	37 (1:53, 2nd)	W	Morgan
Rutgers	30-40	8-12	25-19	25-23	9 (13:40, 1st)	5 (2:29, 2nd)	L	Hoiberg, Morgan
at Maryland	32-24	14-13	9-3	34-8	5 (3:20, 1st)	9 (6:47, 2nd)	W	Essegian, Morgan
USC	42-32	6-16	9-9	23-21	6 (8:01, 1st)	6 (4:11 1st)	L	Morgan, Essegian, Worster
at No. 18 Wisconsin	20-26	3-17	10-5	21-27	-	31 (1:18, 2nd)	W	Essegian, Worster
No. 18 Illinois	44-28	17-9	12-15	21-34	10 (2:23, 1st)	-	W	Essegian
at No. 16 Oregon	34-34	12-16	6-7	13-19	15 (4:23, 1st)	2 (19:35, 1st)	L	Meah
at Washington	36-26	9-7	7-7	24-5	16 (0:41, 2nd)	13 (11:57, 1st)	W	Essegian
Ohio State	40-26	8-9	9-7	12-6	11 (0:45, 2nd)	8 (19:08, 2nd)	W	Essegian
No. 25 Maryland	26-42	16-11	9-8	4-0	3 (18:18, 1st)	11 (15:25, 2nd)	L	Essegian
at Northwestern	18-36	17-9	8-18	21-10	4 (0:01, 2nd)	20 (19:15, 2nd)	L	Essegian
at Penn State	36-52	6-16	6-11	25-12	-	26 (12:05, 2nd)	L	Essegian, Ullis



2024-25 HONORS

CONNOR ESSEGIAN

JUNIOR • GUARD • 6-4 • 190 • FORT WAYNE, IND. • WISCONSIN

- Wisconsin transfer who is one of the best sixth men in the Big Ten, averaging 10.8 points and 2.7 rebounds per game
- Ranks among the Big Ten leaders in 3-pointers (2.4/gm) and 3-point percentage (.400)
- Posted 13 double-figure games, most recently a 20-point effort with two assists at Penn State for his fourth 20-point game of the season
- Totaled eight points, four rebounds and two assists in the comeback win over Northwestern
- Finished with 14 points, four rebounds and two steals in the win over No. 18 Illinois
- Led NU with a 17-point, five-rebound effort at No. 20 Purdue
- Finished with 20 points, including six 3-pointers, against Southern
- Led NU with 15 points off the bench vs. Murray State, including five 3-pointers
- Led NU with 22 points on 8-of-10 shooting, including 6-of-8 from 3-point range, and added four boards, two assists and two steals vs. North Florida
- Became only the second player in school history - and the first since 2002 - to have 6-or-more 3-pointers in consecutive games (USD, UNF)
- Poured in a career-high 29 points, including six 3-pointers, and dished out a personal-best five assists in the win over South Dakota
- Keyed the win over No. 14 Creighton with 15 points off the bench, including six points in a second-half run after Creighton got within seven
- Represented Armenia in the 2024 Los Angeles International Cup, the second straight summer he played for Armenia
- Averaged 13.0 points and 5.5 rebounds per game as Armenia won the LA International Cup Title, including 20 points vs. Ireland in title game
- Played in 33 games at UW in 2023-24, averaging 3.2 points per game, as the Badgers went 22-14 & reached the NCAA Tournament.
- Named to Big Ten All-Freshman team in 2022-23, as he played in all 35 games and averaged 11.7 points and 3.7 rebounds per game
- Set a Wisconsin school record for a freshman with 69 3-pointers while he was 10th in the Big Ten in 3-pointers per game and shot nearly 36 percent from beyond the arc
- Totaled 2,526 points at Central Noble High School to finish 10th all-time in the state of Indiana in scoring
- Led Central Noble to the state title game as a senior and was a finalist for Mr. Basketball, averaging 26.5 points, 6.4 rebounds and 2.3 assists per game
- Majors in journalism with a emphasis on digital media
- His grandfather's cousin was Chuck Essegian, who played baseball and football at Stanford before playing in the Major Leagues

CAREER STATS

				Field Goals		3-Point		F-Throws		Rebounds								Scoring		
SEASON	TEAM	GP-GS	MIN/AVG	FG-FGA	FG%	3FG-3FGA	3FG%	FT-FTA	FT%	OFF	DEF	TOT	AVG	PF-FO	A	TO	BLK	STL	PTS	AVG
2022-23	Wisc	35-19	959/27.4	133-329	.404	69-192	.359	76-86	.884	24	107	131	3.7	60-0	26	36	1	19	411	11.7
2023-24	Wisc	33-0	242/7.3	37-96	.385	20-66	.303	10-11	.909	2	25	27	0.8	24-0	8	12	0	4	104	3.2
2024-25	Nebr	27-3	598/22.2	95-230	.413	64-160	.400	38-46	.826	6	66	72	2.7	25-0	29	24	2	12	292	10.8
TOTAL FOR Nebr		27-3	598/22.2	95-230	.413	64-160	.400	38-46	.826	6	66	72	2.7	25-0	29	24	2	12	292	10.8
TOTAL		95-22	1799/18.9	265-655	.405	153-418	.366	124-143	.867	32	198	230	2.4	109-0	63	72	3	35	807	8.5

MISC. STATS

Category	2024-25	Career*
10+ Points	13	38
20+ Points	4	6
30+ Points	0	0
40+ Points	0	0
Double-Doubles	0	1
10+ Rebounds	0	1
10+ Assists	0	0
Led NU in Scoring	6	6
Led NU in Reb.	1	1
Led NU in Assists	1	1

*Includes Wisconsin

SEASON/CAREER HIGHS

Points	
Season:	29, South Dakota (11/27/24)
College Career:	Same
Rebounds	
Season:	6, Southern (12/30/24)
College Career:	11, at Indiana (1/14/23)
Field Goals	
Season:	10, South Dakota (11/27/24)
College Career:	10, Two times (last, 11/27/24)
3-Point Field Goals	
Season:	6, Three times (last, 12/30/24)
College Career:	Same
Free Throws	
Season:	6, at Creighton (11/22/24)
College Career:	10, at Michigan (2/14/23)
Free Throw Attempts	
Season:	9, at Creighton (11/22/24)
College Career:	9, Three times (last, 11/22/24)
Assists	
Season:	5, South Dakota (11/27/24)
College Career:	Same
Steals	
Season:	2, Five times (last, 1/30/25)
College Career:	2, Six times (last, 1/30/25)
Blocks	
Season:	1, at Wisconsin (1/26/25)
College Career:	1, Two Times (last, 1/26/25)
Minutes Played	
Season:	32:36, South Dakota (11/27/24)
College Career:	39:15, at Nebraska (2/11/23)

2024-25 GAME BY GAME

Opponent	Date	GS	MIN	Total		3-Pointers		Free throws		Rebounds				PF	A	TO	BLK	STL	PTS	AVG
				FG-FGA	PCT	3FG-3FGA	PCT	FT-FTA	PCT	OFF	DEF	TOT	AVG							
UTRGV	11/04/2024		23:16	4-5	.800	3-4	.750	2-2	1.000	0	4	4	4.0	1	2	2	0	1	13	13.0
Bethune-Cookman	11/09/2024		14:11	2-6	.333	0-3	.000	4-4	1.000	0	1	2	3.0	1	0	1	0	0	8	10.5
FDU	11/13/2024	*	16:31	2-9	.222	2-7	.286	2-2	1.000	0	2	2	2.7	3	0	1	0	0	8	9.7
vs Saint Mary's (CA)	11/17/2024		21:02	2-6	.333	2-6	.333	2-2	1.000	0	3	3	2.8	0	0	1	0	0	8	9.3
at Creighton	11/22/2024		21:20	4-6	.667	1-2	.500	6-9	.667	0	2	2	2.6	0	0	0	0	0	15	10.4
South Dakota	11/27/2024		32:36	10-22	.455	6-15	.400	3-3	1.000	0	2	2	2.5	2	5	1	0	0	29	13.5
North Florida	12/01/2024	*	21:12	8-10	.800	6-8	.750	0-0	.000	0	4	4	2.7	2	2	1	0	2	22	14.7
at Michigan St.	12/07/2024	*	19:37	0-2	.000	0-2	.000	1-2	.500	0	1	1	2.5	1	0	0	0	0	1	13.0
Indiana	12/13/2024		27:42	4-7	.571	2-3	.667	3-4	.750	0	3	3	2.6	1	0	1	0	0	13	13.0
vs Murray St.	12/22/2024		32:05	5-13	.385	5-10	.500	0-0	.000	0	2	2	2.5	0	0	3	0	0	15	13.2
at Hawaii	12/23/2024		20:48	1-4	.250	0-1	.000	0-0	.000	1	1	2	2.5	0	0	0	0	0	2	12.2
vs Oregon St.	12/25/2024		24:59	2-8	.250	2-6	.333	1-2	.500	0	2	2	2.4	1	0	0	0	0	7	11.8
Southern U.	12/30/2024		26:45	6-13	.462	6-12	.500	2-2	1.000	0	6	6	2.7	4	0	3	0	0	20	12.4
UCLA	01/04/2025		20:41	0-6	.000	0-6	.000	2-2	1.000	0	3	3	2.7	0	3	1	0	2	2	11.6
at Iowa	01/07/2025		24:59	2-7	.286	2-6	.333	0-0	.000	1	3	4	2.8	3	2	0	0	2	6	11.3
at Purdue	01/12/2025		21:46	6-13	.462	3-10	.300	2-3	.667	0	5	5	2.9	0	3	2	0	1	17	11.6
Rutgers	01/16/2025		23:38	4-11	.364	4-7	.571	0-0	.000	0	2	2	2.9	1	1	0	0	0	12	11.6
at Maryland	01/19/2025		12:55	2-4	.500	2-4	.500	0-0	.000	0	1	1	2.8	0	0	2	0	0	6	11.3
Southern California	01/22/2025		25:10	5-8	.625	3-6	.500	2-2	1.000	1	0	1	2.7	1	0	1	0	0	15	11.5
at Wisconsin	01/26/2025		23:19	3-10	.300	2-7	.286	0-0	.000	0	2	2	2.7	1	2	2	1	0	8	11.4
Illinois	01/30/2025		28:04	5-14	.357	2-6	.333	2-2	1.000	0	4	4	2.7	1	2	1	1	2	14	11.5
at Oregon	02/02/2025		11:12	0-3	.000	0-2	.000	2-2	1.000	0	1	1	2.6	2	1	0	0	1	2	11.0
at Washington	02/05/2025		20:41	5-9	.556	4-5	.800	2-2	1.000	0	1	1	2.6	0	1	0	0	0	16	11.3
Ohio St.	02/09/2025		25:18	2-6	.333	1-4	.250	0-1	.000	0	4	4	2.6	0	0	0	0	0	5	11.0
Maryland	02/13/2025		08:35	0-6	.000	0-4	.000	0-0	.000	2	0	2	2.6	0	1	0	0	0	0	10.6
at Northwestern	02/16/2025		23:18	3-7	.429	2-5	.400	0-0	.000	0	4	4	2.7	0	2	1	0	1	8	10.5
at Penn St.	02/19/2025		26:51	8-15	.533	4-9	.444	0-0	.000	0	3	3	2.7	0	2	0	0	0	20	10.8
Totals		3	598:28	95-230	.413	64-160	.400	38-46	.826	6	66	72	2.7	25	29	24	2	12	292	10.8

Player Averages

Games Played	Minutes/game	Points/game	FG Pct	3FG Pct	FT Pct	Rebounds/game	Assists/game	Turnovers/game	Assist/Turnover ratio	Steals/game	Blocks/game
27	22.2	10.8	41.3	40.0	82.6	2.7	1.1	0.9	1.2	0.4	0.1



2024-25 HONORS

SAM HOIBERG

JUNIOR • GUARD • 6-0 • 185 • LINCOLN, NEB. • PIUS X

- Third-year performer who recently moved into the starting lineup and averages 3.6 points, 2.1 rebounds, 1.7 assists and 1.3 steals per game.
- Had three assists and three steals at Northwestern
- Totaled seven points, four assists, three steals and three boards in NU's win at Washington
- Finished with three points, three boards and a steal in a then-season-high 35 minutes vs. No. 18 Illinois
- Made his first start of the year at No. 18 Wisconsin, finishing with six points, three assists and two boards in a season-high 29:35
- Had eight points on 3-of-3 shooting, including a pair of 3-pointers, and an assist in 16 minutes at Maryland
- Finished with seven points, four assists and two steals in the loss at No. 20 Purdue
- Played one of his best games of the year against No. 15 UCLA with seven points, three rebounds, two assists and three steals
- Dished out a career high five assists and had four rebounds in the win over Southern
- Totaled five points, three rebounds and two assists in 25 minutes vs. Oregon State
- Finished with seven points, three rebounds and a career-high four steals in 15 minutes against North Florida
- Scored a season-high nine points on 4-of-6 shooting with three steals in 24 minutes against South Dakota
- Played in all 34 games in 2023-24, averaging 3.4 points, 2.9 rebounds and 1.7 assists per game while posting a 2.5-to-1 assist-to-turnover ratio
- Tied his career scoring high against Lindenwood in the 2023-24 season opener, matching his career high with 15 points, along with five rebounds and two assists
- Played in 21 contests in 2022-23 and was one of NU's top guards off the bench as he averaged 4.1 points per game on 55 percent shooting
- Poured in a career-high 15 points on 6-of-8 shooting in 26 minutes at Maryland on Jan. 27, 2023
- Garnered honorable-mention all-state honors as a senior, averaging 14.9 points, 4.2 rebounds and 3.8 assists at Lincoln Pius X High School in 2020-21, helping the school to an 18-4 record and a berth in the Class A (largest class) state tournament
- Sports communications major who was an academic all-district selection in 2024
- Is the son of NU Head Coach Fred Hoiberg, who played collegiately at Iowa State and in the NBA for a decade, while his oldest brother, Jack, played at both Michigan State (2017-21) and Texas Arlington (2021-22) and works in the San Antonio Spurs organization in the video department

CAREER STATS

SEASON	TEAM	GP-GS	MIN/AVG	Field Goals		3-Point		F-Throws		Rebounds				Scoring			
				FG-FGA	FG%	3FG-3FGA	3FG%	FT-FTA	FT%	OFF	DEF	TOT	AVG	PF-FO	A	TO	BLK
2022-23	Nebr	21-1	267/12.7	27-49	.551	9-22	.409	23-28	.821	8	30	38	1.8	19-0	7	8	1
2023-24	Nebr	34-0	669/19.7	37-98	.378	15-49	.306	26-38	.684	19	79	98	2.9	67-0	59	24	3
2024-25	Nebr	27-8	588/21.8	31-68	.456	12-32	.375	16-18	.889	8	49	57	2.1	49-1	46	26	3
TOTAL		82-9	1524/18.6	95-215	.442	36-103	.350	65-84	.774	35	158	193	2.4	135-1	112	58	7

MISC. STATS

Category	2024-25	Career
10+ Points	0	3
20+ Points	0	0
30+ Points	0	0
40+ Points	0	0
Double-Doubles	0	0
10+ Rebounds	0	0
10+ Assists	0	0
Led NU in Scoring	0	1
Led NU in Reb.	1	5
Led NU in Assists	1	5

SEASON/CAREER HIGHS

Points	
Season:	9, South Dakota (11/27/24)
College Career:	15, Two times (1/28/23)
Rebounds	
Season:	5, Two times (last, 1/7/25)
College Career:	7, South Carolina State (12/29/23)
Field Goals	
Season:	4, South Dakota (11/27/24)
College Career:	6, at Maryland (1/28/23)
3-Point Field Goals	
Season:	2, Two Times (last, 1/26/25)
College Career:	3, at Maryland (1/28/23)
Free Throws	
Season:	4, Ohio State (2/9/25)
College Career:	5, Two times (last, 2/28/23)
Free Throw Attempts	
Season:	4, Ohio State (2/9/25)
College Career:	6, Two times, (last 2/7/24)
Assists	
Season:	5, Southern (12/30/24)
College Career:	Same
Steals	
Season:	4, North Florida (12/1/24)
College Career:	4, Two times (last, 12/1/24)
Blocks	
Season:	1, Three times (last, 2/13/25)
College Career:	1, Five times (last, 11/22/24)
Minutes Played	
Season:	37:00, at Oregon (2/2/25)
College Career:	37:01, Maryland (2/19/23)

2024-25 GAME BY GAME

Opponent	Date	GS	MIN	Total		3-Pointers		Free throws		Rebounds				PF	A	TO	BLK	STL	PTS	AVG
				FG-FGA	PCT	3FG-3FGA	PCT	FT-FTA	PCT	OFF	DEF	TOT	AVG							
UTRGV	11/04/2024		12:23	0-1	.000	0-0	.000	0-0	.000	0	0	0	0.0	1	0	1	0	0	0	0.0
Bethune-Cookman	11/09/2024		18:24	0-5	.000	0-3	.000	0-1	.000	0	2	2	1.0	1	1	0	0	3	0	0.0
FDU	11/13/2024		23:20	1-4	.250	0-0	.000	0-0	.000	2	3	5	2.3	0	3	1	0	3	2	0.7
vs Saint Mary's (CA)	11/17/2024		16:06	0-0	.000	0-0	.000	0-0	.000	1	1	2	2.3	0	0	1	0	1	0	0.5
at Creighton	11/22/2024		14:53	0-1	.000	0-0	.000	0-0	.000	0	2	2	2.2	3	0	0	1	0	0	0.4
South Dakota	11/27/2024		23:47	4-6	.667	1-2	.500	0-0	.000	0	2	2	2.2	1	1	2	0	3	9	1.8
North Florida	12/01/2024		15:32	3-3	1.000	1-1	1.000	0-0	.000	0	3	3	2.3	0	1	0	0	4	7	2.6
at Michigan St.	12/07/2024		10:20	0-1	.000	0-1	.000	2-2	1.000	0	2	2	2.3	3	0	0	0	0	2	2.5
Indiana	12/13/2024		15:03	0-0	.000	0-0	.000	2-2	1.000	0	1	1	2.1	0	2	1	0	1	2	2.4
vs Murray St.	12/22/2024		22:35	1-3	.333	0-1	.000	0-0	.000	0	1	1	2.0	0	1	1	0	1	2	2.4
at Hawaii	12/23/2024		20:35	1-2	.500	0-1	.000	0-0	.000	0	0	0	1.8	1	1	1	0	1	2	2.4
vs Oregon St.	12/25/2024		25:08	1-1	1.000	1-1	1.000	2-2	1.000	1	2	3	1.9	2	2	1	0	1	5	2.6
Southern U.	12/30/2024		17:29	1-2	.500	0-1	.000	0-0	.000	0	4	4	2.1	3	5	1	0	0	2	2.5
UCLA	01/04/2025		22:21	2-3	.667	1-2	.500	2-2	1.000	0	3	3	2.1	2	2	0	0	3	7	2.9
at Iowa	01/07/2025		25:19	2-2	1.000	1-1	1.000	1-2	.500	0	5	5	2.3	5	3	4	0	1	6	3.1
at Purdue	01/12/2025		23:00	3-3	1.000	1-1	1.000	0-0	.000	1	0	1	2.3	2	4	1	0	2	7	3.3
Rutgers	01/16/2025		16:49	0-1	.000	0-0	.000	0-0	.000	1	0	1	2.2	2	3	1	0	1	0	3.1
at Maryland	01/19/2025		16:21	3-3	1.000	2-2	1.000	0-0	.000	0	1	1	2.1	3	1	0	0	0	8	3.4
Southern California	01/22/2025		14:29	1-3	.333	0-1	.000	0-0	.000	0	1	1	2.1	4	0	0	0	2	2	3.3
at Wisconsin	01/26/2025	*	29:35	2-3	.667	2-3	.667	0-0	.000	0	2	2	2.1	1	3	1	0	0	6	3.5
Illinois	01/30/2025	*	35:14	1-3	.333	1-1	1.000	0-0	.000	1	2	3	2.1	4	0	0	0	1	3	3.4
at Oregon	02/02/2025	*	37:00	1-5	.200	0-4	.000	0-0	.000	0	2	2	2.1	2	1	2	0	0	2	3.4
at Washington	02/05/2025	*	33:05	2-4	.500	0-0	.000	3-3	1.000	0	3	3	2.1	1	4	0	1	3	7	3.5
Ohio St.	02/09/2025	*	30:24	0-2	.000	0-1	.000	4-4	1.000	1	1	2	2.1	2	3	1	0	0	4	3.5
Maryland	02/13/2025	*	30:21	2-5	.400	1-3	.333	0-0	.000	0	4	4	2.2	2	1	1	1	1	5	3.6
at Northwestern	02/16/2025	*	25:09	0-1	.000	0-1	.000	0-0	.000	0	2	2	2.2	3	3	1	0	3	0	3.5
at Penn St.	02/19/2025	*	13:09	0-1	.000	0-1	.000	0-0	.000	0	0	0	2.1	1	1	4	0	1	0	3.3
Totals			8 587:50	31-68	.456	12-32	.375	16-18	.889	8	49	57	2.1	49	46	26	3	36	90	3.3

Player Averages

Games Played	Minutes/game	Points/game	FG Pct	3FG Pct	FT Pct	Rebounds/game	Assists/game	Turnovers/game	Assist/Turnover ratio	Steals/game	Blocks/game
27	21.8	3.3	45.6	37.5	88.9	2.1	1.7	1.0	1.8	1.3	0.1



2024-25 HONORS

AHRON ULIS

SENIOR • GUARD • 6-3 • 190 • CHICAGO, ILL. • IOWA

- Shares point guard duties and averages 2.2 points, 1.3 rebounds and 1.8 assists per game while posting a 3.2-to-1 assist-to-turnover ratio
- Had four assists and a steal in 21 minutes at Penn State
- Dished out four assists in 13 minutes off the bench against No. 25 Maryland
- Played a key role off the bench against No. 18 Illinois with two points and four assists in 11 minutes off the bench.
- Made his first start of the season against USC, finishing with three rebounds in 14 minutes
- Dished out a career-high 10 assists - the most by a Husker since March 1, 2022 - along with three points, four boards and two steals at Maryland
- Finished with six points on 3-of-4 shooting at No. 20 Purdue
- Had three points, two assists and two rebounds in 17 minutes in the win over Indiana
- Tied for the team high with three assists in 14 minutes at Michigan State
- Reached double figures for the first time as a Husker against North Florida with 10 points, three assists and two steals
- Hit a halfcourt buzzer beater and added two boards and a steal in the win over South Dakota
- Had two points and a steal in 11 minutes against No. 14 Creighton
- Made a significant impact in NU's win over FDU with eight points, three assists and three boards in 20 minutes off the bench
- Provided a spark with five points, five rebounds and an assist in 17 minutes against Bethune-Cookman
- Sat out the 2023-24 season after spending three seasons at Iowa, helping the Hawkeyes to three-straight NCAA Tournaments
- Started 27 games in 2022-23, averaging 6.1 points, 2.1 assists and 1.6 rebounds per game
- Had a career-high 17 points on 8-of-10 shooting at Michigan State, which was one of five double-figure efforts that season
- Ulis was a two-time East Suburban Catholic Conference (ESCC) Player of the Year and was named to the AP All-State Class 4A First Team as a senior at Marian Catholic
- Averaged 20.3 points, 4.1 rebounds and 2.8 assists per game as a senior and totaled over 1,500 career points to rank second on the school's all-time scoring list
- Led Marian Catholic to its first third-place finish at the Illinois 3A state championship, as well as sectional and super-sectional championships in 2019
- His older brother (Tyler) was a consensus All-American at Kentucky in 2016 and the No. 34 overall pick by the Phoenix Suns in the 2016 NBA Draft

CAREER STATS

				Field Goals		3-Point		F-Throws		Rebounds								Scoring		
SEASON	TEAM	GP-GS	MIN/AVG	FG-FGA	FG%	3FG-3FGA	3FG%	FT-FTA	FT%	OFF	DEF	TOT	AVG	PF-FO	A	TO	BLK	STL	PTS	AVG
2020-21	Iowa	17-0	120/7.0	5-15	.333	0-3	.000	18-20	.900	6	9	15	0.9	8-0	20	6	1	1	28	1.6
2021-22	Iowa	35-0	486/13.9	34-100	.340	4-12	.333	38-48	.792	19	50	69	2.0	41-0	73	32	0	19	110	3.1
2022-23	Iowa	32-27	722/22.6	72-182	.396	22-69	.319	29-41	.707	6	44	50	1.6	42-0	67	35	4	17	195	6.1
2024-25	Nebr	23-1	278/12.1	21-61	.344	4-20	.200	5-15	.333	8	22	30	1.3	26-0	41	13	0	13	51	2.2
TOTAL FOR Nebr		23-1	278/12.1	21-61	.344	4-20	.200	5-15	.333	8	22	30	1.3	26-0	41	13	0	13	51	2.2
TOTAL		107-28	1606/15.0	132-358	.369	30-104	.288	90-124	.726	39	125	164	1.5	117-0	201	86	5	50	384	3.6

MISC. STATS

Category	2024-25	Career*
10+ Points	1	8
20+ Points	0	0
30+ Points	0	0
40+ Points	0	0
Double-Doubles	0	0
10+ Rebounds	0	0
10+ Assists	1	1
Led NU in Scoring	0	0
Led NU in Reb.	0	0
Led NU in Assists	5	5

*-Includes Iowa

SEASON/CAREER HIGHS

Points	
Season:	10, North Florida (12/1/24)
College Career:	17, at Michigan State (1/26/23)
Rebounds	
Season:	5, Bethune-Cookman (11/9/24)
College Career:	7, Iowa State (12/8/22)
Field Goals	
Season:	4, Two times (last, 12/1/24)
College Career:	8, at Michigan State (1/26/23)
3-Point Field Goals	
Season:	1, Three times (last, 12/13/24)
College Career:	2, Four times (last, 1/29/23)
Free Throws	
Season:	3, Bethune-Cookman (11/9/24)
College Career:	7, Two times (last, 1/31/22)
Free Throw Attempts	
Season:	4, Bethune-Cookman (11/9/24)
College Career:	8, Two times (last, 1/31/22)
Assists	
Season:	10, at Maryland (1/19/25)
College Career:	Same
Steals	
Season:	2, Two Times (last, 1/19/25)
College Career:	3, Illinois (12/6/21)
Blocks	
Season:	None
College Career:	1, Five times (last, 2/12/23)
Minutes Played	
Season:	27:27, at Maryland (1/19/25)
College Career:	35:46, Iowa State (12/8/22)

2024-25 GAME BY GAME

Opponent	Date	GS	MIN	Total		3-Pointers		Free throws		Rebounds				PF	A	TO	BLK	STL	PTS	AVG
				FG-FGA	PCT	3FG-3FGA	PCT	FT-FTA	PCT	OFF	DEF	TOT	AVG							
UTRGV	11/04/2024		10:35	0-1	.000	0-1	.000	0-0	.000	1	1	2	2.0	1	2	0	0	1	0	0.0
Bethune-Cookman	11/09/2024		16:41	1-5	.200	0-3	.000	3-4	.750	3	2	5	3.5	2	1	0	0	0	5	2.5
FDU	11/13/2024		19:38	4-5	.800	0-1	.000	0-1	.000	0	3	3	3.3	3	3	1	0	1	8	4.3
vs Saint Mary's (CA)	11/17/2024		14:17	0-5	.000	0-1	.000	0-0	.000	1	2	3	3.3	2	2	1	0	0	0	3.3
at Creighton	11/22/2024		11:08	1-3	.333	0-1	.000	0-1	.000	0	0	0	2.6	1	0	1	0	1	2	3.0
South Dakota	11/27/2024		11:24	1-4	.250	1-2	.500	0-1	.000	1	1	2	2.5	0	1	2	0	1	3	3.0
North Florida	12/01/2024		22:01	4-7	.571	1-2	.500	1-2	.500	0	1	1	2.3	1	3	0	0	2	10	4.0
at Michigan St.	12/07/2024		13:49	0-3	.000	0-2	.000	0-0	.000	0	1	1	2.1	3	3	0	0	0	0	3.5
Indiana	12/13/2024		16:41	1-4	.250	1-2	.500	0-2	.000	0	2	2	2.1	1	2	1	0	1	3	3.4
UCLA	01/04/2025		09:19	1-1	1.000	0-0	.000	0-0	.000	0	0	0	1.9	1	1	0	0	0	2	3.2
at Iowa	01/07/2025		07:23	0-0	.000	0-0	.000	0-0	.000	0	0	0	1.7	0	1	1	0	0	0	3.0
at Purdue	01/12/2025		15:25	3-4	.750	0-1	.000	0-0	.000	0	0	0	1.6	1	0	1	0	0	6	3.3
Rutgers	01/16/2025		06:23	1-2	.500	0-0	.000	0-1	.000	2	0	2	1.6	1	0	0	0	1	2	3.2
at Maryland	01/19/2025		27:27	1-6	.167	0-1	.000	1-2	.500	0	4	4	1.8	1	10	1	0	2	3	3.1
Southern California	01/22/2025	*	14:21	0-1	.000	0-0	.000	0-0	.000	0	3	3	1.9	1	0	2	0	0	0	2.9
at Wisconsin	01/26/2025		06:28	1-3	.333	1-3	.333	0-0	.000	0	0	0	1.8	0	0	0	0	0	3	2.9
Illinois	01/30/2025		11:16	1-2	.500	0-0	.000	0-0	.000	0	1	1	1.7	2	4	0	0	1	2	2.9
at Oregon	02/02/2025		03:09	0-0	.000	0-0	.000	0-0	.000	0	0	0	1.6	1	0	1	0	1	0	2.7
at Washington	02/05/2025		00:30	0-0	.000	0-0	.000	0-0	.000	0	0	0	1.5	0	0	0	0	0	0	2.6
Ohio St.	02/09/2025		01:50	0-1	.000	0-0	.000	0-0	.000	0	0	0	1.5	0	0	0	0	0	0	2.5
Maryland	02/13/2025		13:53	1-2	.500	0-0	.000	0-0	.000	0	1	1	1.4	0	4	0	0	0	2	2.4
at Northwestern	02/16/2025		03:02	0-0	.000	0-0	.000	0-0	.000	0	0	0	1.4	2	0	1	0	0	0	2.3
at Penn St.	02/19/2025		21:39	0-2	.000	0-0	.000	0-1	.000	0	0	0	1.3	2	4	0	0	1	0	2.2
Totals			1 278:20	21-61	.344	4-20	.200	5-15	.333	8	22	30	1.3	26	41	13	0	13	51	2.2

Player Averages

Games Played	Minutes/ game	Points/ game	FG Pct	3FG Pct	FT Pct	Rebounds/ game	Assists/ game	Turnovers/ game	Assist/Turnover ratio	Steals/ game	Blocks/ game
23	12.1	2.2	34.4	20.0	33.3	1.3	1.8	0.6	3.2	0.6	0.0



2024-25 HONORS

- Diamond Head Classic MVP
- Diamond Head Classic All-Tournament Team
- USBWA National Player of the Week (12/16/24; 12/30/24, 2/4/25)
- AP Player of the Week (2/4/25)
- Lute Olson National Player of the Week (12/30/24)
- NCAA.com Player of the Week (12/30/24)
- Big Ten Player of the Week (12/16/24, 2/4/25)

MISC. STATS

Category	2024-25	Career*
10+ Points	25	89
20+ Points	14	30
30+ Points	2	5
40+ Points	0	0
Double-Doubles	1	6
10+ Rebounds	0	6
10+ Assists	0	0
Led NU in Scoring	15	21
Led NU in Reb.	5	13
Led NU in Assists	11	23

*-Includes Charlotte

SEASON/CAREER HIGHS

Points	
Season:	32, at Hawai'i (12/23/24)
College Career:	32, Two times (last, 12/23/24)
Rebounds	
Season:	10, Ohio State (2/9/25)
College Career:	13, Rice (2/25/23)
Field Goals	
Season:	10, Five times (last, 2/2/25)
College Career:	12, UAB (3/4/23)
3-Point Field Goals	
Season:	4, Four times (last, 2/5/25)
College Career:	4, Seven times (last, 2/5/25)
Free Throws	
Season:	11, Two times (last, 1/4/25)
College Career:	11, Three times (last, 1/4/25)
Free Throw Attempts	
Season:	12, UCLA (1/5/25)
College Career:	14, Louisiana Tech (12/31/22)
Assists	
Season:	6, Two times (2/2/25)
College Career:	9, Purdue (1/9/24)
Steals	
Season:	3, Three Times (last, 2/16/25)
College Career:	4, Indiana (1/3/24)
Blocks	
Season:	1, Five times (last, 1/19/25)
College Career:	3, Two times (last, 3/20/23)
Minutes Played	
Season:	41:09, Illinois (1/30/25)
College Career:	45:37, UAB (3/4/23)

BRICE WILLIAMS

SENIOR • GUARD • 6-7 • 214 • HUNTERSVILLE, N.C. • CHARLOTTE

- Three-time National Player of the Week who averages 19.4 points, 4.0 rebounds and 3.0 assists per game
- Ranks among the Big Ten leaders in both scoring and free throw percentage (.901)
- Totaled 17 points and five assists at Penn State, snapping a six-game streak of 20-point games
- Posted his sixth straight 20-point game with 21 points, four assists and three steals in the comeback win at Northwestern
- Collected his first double-double of the season against Ohio State with 24 points, 10 rebounds and four assists in a 79-71 win
- Finished with 23 points, including four 3-pointers, and four assists in the win at Washington
- Led NU to a win at No. 16 Oregon with a game-high 28 points, seven rebounds and six assists in a 77-71 win
- Scored eight of his game-high 27 points in overtime in the win over No. 18 Illinois while adding eight rebounds and four assists
- Scored 15 of his 17 points in the second half against USC while adding four rebounds and two steals
- Totaled 16 points, four boards, three assists and a season-high three steals at Maryland
- Led NU with 28 points, including a buzzer-beating 3-pointer to send the game to OT, and four rebounds at Iowa
- Helped NU to a win over No. 15 UCLA with 16 points, including 11-of-12 from the line, and six rebounds
- Named MVP of the Diamond Head Classic, as he had 25 points, seven rebounds, four assists and two steals vs. Oregon State
- Matched his career high in both points (32) and 3-pointers (four) and added three assists in the win at Hawai'i, finished with 21 second-half points
- Posted his first 30-point game as a Husker, going 10-of-15 from the field and adding six rebounds and five boards in the win over Indiana as he was named one of five USBWA National Players of the Week and Big Ten Player of the Week
- Finished with 28 points on 8-of-11 shooting from the floor and 11-of-11 from the line vs. Saint Mary's
- Opened the season with a 27-point effort against UTRGV, including 10-of-11 from the line, as he had 19 first-half points
- Averaged 13.7 points, 5.5 rebounds and 2.5 assists per game in 2023-24, as he started all 34 contests
- Returned from a knee injury to earn second-team All-Conference USA honors in 2022-23, averaging 13.8 points and 5.8 rebounds per game while shooting almost 40 percent from 3-point range
- Graduated from Charlotte with a degree in mass communications in July of 2023 and is in NU's graduate program
- His late father (Henry) is Charlotte's all-time leading scorer with 2,383 points and was a second-round pick of the San Antonio Spurs in 1992 before playing in Europe for a decade

CAREER STATS

		Field Goals				3-Point		F-Throws		Rebounds								Scoring		
SEASON	TEAM	GP-GS	MIN/AVG	FG-FGA	FG%	3FG-3FGA	3FG%	FT-FTA	FT%	OFF	DEF	TOT	AVG	PF-FO	A	TO	BLK	STL	PTS	AVG
2019-20	CLT	27-0	244/9.0	23-62	.371	9-30	.300	8-12	.667	5	35	40	1.5	18-0	4	11	7	6	63	2.3
2020-21	CLT	25-14	738/29.5	86-182	.473	31-72	.431	40-57	.702	20	79	99	4.0	54-0	25	27	11	19	243	9.7
2022-23	CLT	36-13	976/27.1	170-355	.479	58-146	.397	97-115	.843	28	162	190	5.3	48-1	43	46	13	20	495	13.8
2023-24	Nebr	34-34	1011/29.7	143-322	.444	50-129	.388	119-141	.844	30	156	186	5.5	87-3	84	61	21	37	455	13.4
2024-25	Nebr	27-27	886/32.8	166-352	.472	45-128	.352	146-162	.901	15	94	109	4.0	45-0	80	65	8	29	523	19.4
TOTAL FOR Nebr		61-61	1897/31.1	309-674	.458	95-257	.370	265-303	.875	45	250	295	4.8	132-3	164	126	29	66	978	16.0
TOTAL		149-88	3855/25.9	588-1273	.462	193-505	.382	410-487	.842	98	526	624	4.2	252-4	236	210	60	111	1779	11.9

2024-25 GAME BY GAME

Opponent	Date	GS	MIN	Total		3-Pointers		Free throws		Rebounds				PF		A	TO	BLK	STL	PTS	AVG
				FG-FGA	PCT	3FG-3FGA	PCT	FT-FTA	PCT	OFF	DEF	TOT	AVG								
UTRGV	11/04/2024	*	27:47	8-18	.444	1-6	.167	10-11	.909	1	4	5	5.0	0	0	2	0	0	27	27.0	
Bethune-Cookman	11/09/2024	*	25:54	2-6	.333	2-4	.500	4-5	.800	1	2	3	4.0	3	2	6	0	1	10	18.5	
FDU	11/13/2024	*	26:09	2-9	.222	0-2	.000	6-7	.857	3	3	6	4.7	2	1	0	1	1	10	15.7	
vs Saint Mary's (CA)	11/17/2024	*	26:43	8-12	.667	1-2	.500	11-11	1.000	0	3	3	4.3	4	1	2	1	0	28	18.8	
at Creighton	11/22/2024	*	31:25	4-12	.333	0-1	.000	8-8	1.000	0	2	2	3.8	1	0	1	0	1	16	18.2	
South Dakota	11/27/2024	*	27:14	7-11	.636	4-6	.667	3-4	.750	0	0	0	3.2	4	4	2	0	3	21	18.7	
North Florida	12/01/2024	*	31:01	6-11	.545	2-5	.400	3-3	1.000	0	1	1	2.9	1	6	1	0	0	17	18.4	
at Michigan St.	12/07/2024	*	33:36	3-7	.429	1-3	.333	4-4	1.000	0	0	0	2.5	1	0	2	0	1	11	17.5	
Indiana	12/13/2024	*	34:25	10-15	.667	2-3	.667	8-11	.727	0	6	6	2.9	1	5	2	0	1	30	18.9	
vs Murray St.	12/22/2024	*	29:31	4-10	.400	1-3	.333	0-0	.000	0	2	2	2.8	2	2	2	1	2	9	17.9	
at Hawaii	12/23/2024	*	33:33	10-18	.556	4-5	.800	8-8	1.000	0	2	2	2.7	1	3	2	0	2	32	19.2	
vs Oregon St.	12/25/2024	*	32:29	9-13	.692	1-4	.250	6-6	1.000	0	7	7	3.1	1	4	3	0	2	25	19.7	
Southern U.	12/30/2024	*	29:45	3-5	.600	1-3	.333	4-5	.800	1	6	7	3.4	2	4	5	0	1	11	19.0	
UCLA	01/04/2025	*	33:24	2-12	.167	1-5	.200	11-12	.917	0	6	6	3.6	1	2	3	0	1	16	18.8	
at Iowa	01/07/2025	*	38:31	10-20	.500	4-9	.444	4-4	1.000	0	4	4	3.6	3	2	3	0	2	28	19.4	
at Purdue	01/12/2025	*	29:03	2-8	.250	0-2	.000	5-5	1.000	1	4	5	3.7	0	4	4	0	1	9	18.8	
Rutgers	01/16/2025	*	35:22	8-15	.533	3-7	.429	2-2	1.000	1	3	4	3.7	1	3	2	1	0	21	18.9	
at Maryland	01/19/2025	*	32:46	6-14	.429	0-3	.000	2-2	1.000	1	3	4	3.7	2	3	2	1	3	14	18.6	
Southern California	01/22/2025	*	33:26	5-12	.417	2-8	.250	5-5	1.000	0	4	4	3.7	2	2	3	0	2	17	18.5	
at Wisconsin	01/26/2025	*	27:55	4-12	.333	2-5	.400	1-2	.500	1	2	3	3.7	2	2	4	1	0	11	18.2	
Illinois	01/30/2025	*	41:09	10-26	.385	0-2	.000	7-10	.700	1	7	8	3.9	3	4	1	1	1	27	18.6	
at Oregon	02/02/2025	*	37:26	10-18	.556	2-8	.250	6-7	.857	0	7	7	4.0	1	6	3	0	0	28	19.0	
at Washington	02/05/2025	*	38:49	7-14	.500	4-7	.571	5-5	1.000	1	1	2	4.0	1	4	0	1	0	23	19.2	
Ohio St.	02/09/2025	*	38:31	9-16	.563	1-6	.167	5-5	1.000	1	9	10	4.2	0	4	2	0	0	24	19.4	
Maryland	02/13/2025	*	38:34	5-13	.385	3-9	.333	7-7	1.000	1	1	2	4.1	2	3	2	0	0	20	19.4	
at Northwestern	02/16/2025	*	38:44	6-14	.429	1-5	.200	8-10	.800	0	4	4	4.1	1	4	4	0	3	21	19.5	
at Penn St.	02/19/2025	*	32:54	6-11	.545	2-5	.400	3-3	1.000	1	1	2	4.0	3	5	2	0	1	17	19.4	
Totals			27	886:06	166-352	.472	45-128	.352	146-162	.901	15	94	109	4.0	45	80	65	8	29	523	19.4

Player Averages

Games Played	Minutes/game	Points/game	FG Pct	3FG Pct	FT Pct	Rebounds/game	Assists/game	Turnovers/game	Assist/Turnover ratio	Steals/game	Blocks/game
27	32.8	19.4	47.2	35.2	90.1	4.0	3.0	2.4	1.2	1.1	0.3



2024-25 HONORS

MISC. STATS

Category	2024-25	Career*
10+ Points	18	54
20+ Points	5	8
30+ Points	0	0
40+ Points	0	0
Double-Doubles	1	9
10+ Rebounds	1	11
10+ Assists	0	0
Led NU in Scoring	5	12
Led NU in Reb.	6	16
Led NU in Assists	2	2

*Includes Alabama

SEASON/CAREER HIGHS

Points		
Season:	27, USC (1/22/25)	
College Career:	Same	
Rebounds		
Season:	13, at Iowa (1/7/25)	
College Career:	18, at Kansas State (12/17/23)	
Field Goals		
Season:	11, USC (1/22/25)	
College Career:	Same	
3-Point Field Goals		
Season:	3, Four Times (last, 2/13/25)	
College Career:	4, Minnesota (2/25/24)	
Free Throws		
Season:	10, at Oregon (2/5/25)	
College Career:	Same	
Free Throw Attempts		
Season:	12, at Oregon (2/5/25)	
College Career:	Same	
Assists		
Season:	5, FDU (11/13/24)	
College Career:	Same	
Steals		
Season:	5, Bethune-Cookman (11/9/24)	
College Career:	Same	
Blocks		
Season:	2, Four times (last, 1/30/24)	
College Career:	4, South Carolina State (12/29/23)	
Minutes Played		
Season:	40:45, Illinois (1/30/25)	
College Career:	Same	

JUWAN GARY

SENIOR • GUARD/FORWARD • 6-6 • 226 • COLUMBIA, S.C. • ALABAMA

- Third-year starter who can play the frontcourt or on the wing and is one of the best defenders in the Big Ten
- Has started all 27 games, averaging 13.3 points, 4.6 rebounds and 1.2 steals per game
- Scored 13 of his 17 points at Northwestern, including 7-of-7 from the foul line
- Led Nebraska with 22 points, including three 3-pointers, against No. 25 Maryland
- Totaled 19 points and five rebounds in the win over Ohio State
- Had 14 of his 17 points after halftime and added seven boards in Nebraska's comeback win at Washington
- Finished with 23 points, including 10-of-12 from the foul line, and five rebounds in the win over No. 16 Oregon
- Played one of his best all-around games in the win over No. 18 Illinois with 13 points, eight rebounds, three steals and two blocks
- Finished with a career high 27 points on 11-of-19 shooting along with three rebounds vs. USC
- Recorded his second 20-point game against Rutgers with 21 points, seven rebounds and two steals in 34 minutes
- Collected his first double-double of the season at Iowa with 13 points and 13 rebounds, including eight offensive boards
- Totaled 14 points and two steals in the win over Oregon State in the Diamond Head Classic title game
- Scored a season-high 21-point effort at Hawai'i, going 8-of-10 from the field, including 3-of-4 from 3-point range
- Was solid in the win over North Florida with 18 points, five rebounds and two blocked shots in 23 minutes
- Sparked NU's effort against No. 14 Creighton with 16 points, seven rebounds and a pair of steals while limiting Creighton to 32 percent shooting
- Led NU with 19 points and a career-high five assists in the win over FDU, including a 7-of-8 effort from the foul line
- Nearly posted a double-double with 11 points, nine rebounds and a career-high five steals in the win over Bethune-Cookman
- Started 20 games in 2023-24 and averaged 11.6 points and 6.1 rebounds per game while leading NU in steals and blocks per game
- Starting forward who played in 17 games before suffering a season-ending left shoulder injury on Jan. 10, 2023
- Played in 29 games at Alabama in 2021-22, averaging 6.5 points per game on 51 percent shooting and 3.4 rebounds per game
- Helped Alabama to an SEC title and an NCAA Sweet 16 berth in 2020-21, playing in 30 games, including two starts, as Alabama went 26-7
- Ranked No. 64 overall by ESPN and was No. 82 in the RSCI Composite after averaging 25 points, seven rebounds and two blocks per game for Liberty Heights Charter School

CAREER STATS

				Field Goals		3-Point		F-Throws		Rebounds								Scoring		
SEASON	TEAM	GP-GS	MIN/AVG	FG-FGA	FG%	3FG-3FGA	3FG%	FT-FTA	FT%	OFF	DEF	TOT	TOT AVG	PF-FO	A	TO	BLK	STL	PTS	AVG
2020-21	UA	30-2	284/9.5	48-89	.539	1-9	.111	18-34	.529	40	45	85	2.8	40-1	5	13	12	14	115	3.8
2021-22	UA	29-16	450/15.5	73-142	.514	9-41	.220	33-54	.611	49	50	99	3.4	61-1	9	18	16	17	188	6.5
2022-23	Nebr	17-17	502/29.6	64-147	.435	15-57	.263	18-29	.621	35	75	110	6.5	32-0	14	15	9	24	161	9.5
2023-24	Nebr	28-20	757/27.0	122-245	.498	26-85	.306	55-81	.679	62	108	170	6.1	61-2	35	20	21	31	325	11.6
2024-25	Nebr	27-27	788/29.2	121-279	.434	29-94	.309	89-113	.788	42	81	123	4.6	58-0	21	34	16	32	360	13.3
TOTAL FOR Nebr		72-64	2048/28.4	307-671	.458	70-236	.297	162-223	.726	139	264	403	5.6	151-2	70	69	46	87	846	11.8
TOTAL		131-82	2781/21.2	428-902	.475	80-286	.280	213-311	.685	228	359	587	4.5	252-4	84	100	74	118	1149	8.8

2024-25 GAME BY GAME

Opponent	Date	GS	MIN	Total		3-Pointers		Free throws		Rebounds				PF	A	TO	BLK	STL	PTS	AVG
				FG-FA	PCT	3FG-3FA	PCT	FT-FTA	PCT	OFF	DEF	TOT	AVG							
UTRGV	11/04/2024	*	25:22	2-8	.250	1-4	.250	4-4	1.000	2	2	4	4.0	2	0	2	0	1	9	9.0
Bethune-Cookman	11/09/2024	*	31:19	4-10	.400	0-1	.000	3-4	.750	2	7	9	6.5	0	1	1	0	5	11	10.0
FDU	11/13/2024	*	29:37	5-9	.556	2-5	.400	7-8	.875	0	2	2	5.0	0	5	1	2	2	19	13.0
vs Saint Mary's (CA)	11/17/2024	*	26:58	1-5	.200	0-2	.000	1-2	.500	2	2	4	4.8	3	2	2	0	2	3	10.5
at Creighton	11/22/2024	*	33:43	6-13	.462	2-5	.400	2-2	1.000	2	5	7	5.2	3	1	0	0	2	16	11.6
South Dakota	11/27/2024	*	02:22	0-1	.000	0-1	.000	0-0	.000	0	1	1	4.5	0	0	0	0	0	0	9.7
North Florida	12/01/2024	*	23:14	7-12	.583	1-4	.250	3-4	.750	1	4	5	4.6	1	0	0	2	0	18	10.9
at Michigan St.	12/07/2024	*	28:46	4-11	.364	1-5	.200	0-2	.000	0	3	3	4.4	1	0	3	0	0	9	10.6
Indiana	12/13/2024	*	31:50	5-10	.500	2-4	.500	2-3	.667	1	4	5	4.4	4	1	2	0	0	14	11.0
vs Murray St.	12/22/2024	*	22:45	2-8	.250	0-0	.000	5-5	1.000	0	3	3	4.3	4	1	0	1	0	9	10.8
at Hawaii	12/23/2024	*	31:01	8-10	.800	3-4	.750	2-2	1.000	1	3	4	4.3	4	0	3	2	1	21	11.7
vs Oregon St.	12/25/2024	*	26:24	3-8	.375	1-4	.250	7-10	.700	1	0	1	4.0	2	0	1	0	2	14	11.9
Southern U.	12/30/2024	*	22:51	3-8	.375	1-4	.250	2-4	.500	0	2	2	3.8	3	3	0	0	1	9	11.7
UCLA	01/04/2025	*	28:04	3-7	.429	3-5	.600	1-2	.500	1	3	4	3.9	2	0	1	1	2	10	11.6
at Iowa	01/07/2025	*	36:17	5-21	.238	0-3	.000	3-4	.750	8	5	13	4.5	4	1	2	1	2	13	11.7
at Purdue	01/12/2025	*	28:48	4-10	.400	0-5	.000	2-2	1.000	1	0	1	4.3	2	0	2	0	0	10	11.6
Rutgers	01/16/2025	*	33:54	6-13	.462	2-6	.333	6-8	.750	2	5	7	4.4	1	1	0	0	2	20	12.1
at Maryland	01/19/2025	*	34:58	3-9	.333	0-2	.000	0-0	.000	2	5	7	4.6	2	0	2	1	1	6	11.7
Southern California	01/22/2025	*	34:36	11-19	.579	0-5	.000	5-6	.833	1	2	3	4.5	0	0	2	1	0	27	12.5
at Wisconsin	01/26/2025	*	28:41	2-12	.167	1-5	.200	0-0	.000	3	6	9	4.7	2	0	1	0	0	5	12.2
Illinois	01/30/2025	*	40:45	5-10	.500	0-0	.000	3-4	.750	3	5	8	4.9	3	0	1	2	3	13	12.2
at Oregon	02/02/2025	*	34:34	6-10	.600	1-3	.333	10-12	.833	3	2	5	4.9	2	0	1	0	0	23	12.7
at Washington	02/05/2025	*	24:50	6-10	.600	2-4	.500	3-4	.750	1	6	7	5.0	3	1	1	1	0	17	12.9
Ohio St.	02/09/2025	*	25:15	7-12	.583	1-3	.333	4-6	.667	2	3	5	5.0	4	1	0	1	1	19	13.1
Maryland	02/13/2025	*	38:02	8-19	.421	3-6	.500	3-4	.750	1	1	2	4.8	2	0	2	0	0	22	13.5
at Northwestern	02/16/2025	*	32:49	4-7	.571	2-3	.667	7-7	1.000	1	0	1	4.7	3	0	3	1	2	17	13.6
at Penn St.	02/19/2025	*	29:58	1-7	.143	0-1	.000	4-4	1.000	1	0	1	4.6	1	3	1	0	3	6	13.3
Totals		27	787:44	121-279	.434	29-94	.309	89-113	.788	42	81	123	4.6	58	21	34	16	32	360	13.3

Player Averages

Games Played	Minutes/ game	Points/ game	FG Pct	3FG Pct	FT Pct	Rebounds/ game	Assists/ game	Turnovers/ game	Assist/Turnover ratio	Steals/ game	Blocks/ game
27	29.2	13.3	43.4	30.9	78.8	4.6	0.8	1.3	0.6	1.2	0.6



BRADEN FRAGER

FRESHMAN • FORWARD • 6-7 • 220 • LINCOLN, NEB. • SOUTHWEST HIGH SCHOOL

- True freshman who was a three-year performer at Lincoln Southwest High School before reclassifying to the class of 2024
- Three-star recruit by On3, 247Sports and Rivals, Frager was ranked among the top-200 players in the country before he reclassified
- Two-time honorable-mention all-state performer by the Lincoln Journal Star who averaged 18.3 ppg, 7.0 rpg, 1.2 apg and 1.2 spg in 2023-24
- Totaled 20+ points in six of his final eight games, including a school-record 39-point performance at Kearney
- Played for the ETG Midwest AAU program for Coach Ryan Reeder, averaging 15.0 ppg during his final season of AAU basketball
- Selected Nebraska over Creighton and Iowa State

2024-25 HONORS

CAREER STATS

MISC. STATS

Category	2024-25	Career*
10+ Points	0	0
20+ Points	0	0
30+ Points	0	0
40+ Points	0	0
Double-Doubles	0	0
10+ Rebounds	0	0
10+ Assists	0	0
Led NU in Scoring	0	0
Led NU in Reb.	0	0
Led NU in Assists	0	0

2024-25 GAME BY GAME

SEASON/CAREER HIGHS

Points

Season:

College Career:

Rebounds

Season:

College Career:

Field Goals

Season:

College Career:

3-Point Field Goals

Season:

College Career:

Free Throws

Season:

College Career:

Free Throw Attempts

Season:

College Career:

Assists

Season:

College Career:

Steals

Season:

College Career:

Blocks

Season:

College Career:

Minutes Played

Season:

College Career:



2024-25 HONORS

JEFFREY GRACE III

JUNIOR • GUARD • 6-3 • 200 • ELMHURST, ILL. • ARIZONA STATE

- A two-year letterwinner who walked on to the program after beginning his career at Arizona State
- Has appeared in nine games, totaling seven points, three rebounds and a steal in 10 minutes
- Had a basket in nearly two minutes of action at No. 18 Wisconsin
- Had a steal in 1:18 of action at No. 20 Purdue
- Had a basket and a rebound in two minutes vs. North Florida
- Grabbed a rebound in limited time against South Dakota
- Made his 2024-25 debut against FDU, hitting a 3-point play and grabbing an offensive board in 1:40 of action
- Played in 16 games in 2023-24, including all three of NU's postseason games, and had six points and three rebounds in 23 minutes
- Played in 11 games as a redshirt freshman, totaling four points and three rebounds
- Was an Academic All-Big Ten pick and Big Ten Distinguished Scholar in 2023-24 (3.70 GPA for the year)
- Was one of 20 Husker student-athletes across sports to attend No Filter Life Skills trip to Ecuador in August of 2024
- A two-time West Suburban Conference selection at York (Ill.) High School, averaging 11.0 ppg, 5.0 rpg and 3.0 apg during his senior season
- Played his AAU basketball with Breakaway Basketball, where he was a club teammate of Sam Hoiberg for several years

MISC. STATS

Category	2024-25	Career
10+ Points	0	0
20+ Points	0	0
30+ Points	0	0
40+ Points	0	0
Double-Doubles	0	0
10+ Rebounds	0	0
10+ Assists	0	0
Led NU in Scoring	0	0
Led NU in Reb.	0	0
Led NU in Assists	0	0

SEASON/CAREER HIGHS

Points	
Season:	3, FDU (11/13/24)
College Career:	Same
Rebounds	
Season:	1, Four times (last, 12/1/24)
College Career:	1, 10 times (last, 1/26/24)
Field Goals	
Season:	1, Three times (last, 1/26/25)
College Career:	1, Six times (last, 1/26/25)
3-Point Field Goals	
Season:	
College Career:	None
Free Throws	
Season:	1, FDU (11/13/24)
College Career:	2, Two times (last, 12/29/23)
Free Throw Attempts	
Season:	1, Two Times (last, 1/26/25)
College Career:	2, Four times (last, 3/10/24)
Assists	
Season:	
College Career:	1, Three times (last, 11/6/23)
Steals	
Season:	1, at Purdue (1/12/25)
College Career:	1, Two times (last, 1/12/25)
Blocks	
Season:	
College Career:	None
Minutes Played	
Season:	2:03, North Florida (12/1/24)
College Career:	4:00, Lindenwood (11/6/23)

CAREER STATS

				Field Goals		3-Point		F-Throws		Rebounds								Scoring		
SEASON	TEAM	GP-GS	MIN/AVG	FG-FGA	FG%	3FG-3FGA	3FG%	FT-FTA	FT%	OFF	DEF	TOT	AVG	PF-FO	A	TO	BLK	STL	PTS	AVG
2022-23	Nebr	11-0	12/1.1	1-2	.500	0-1	.000	2-4	.500	2	1	3	0.3	0-0	1	2	0	1	4	0.4
2023-24	Nebr	16-0	23/1.4	2-4	.500	0-1	.000	2-5	.400	2	1	3	0.2	2-0	2	1	0	0	6	0.4
2024-25	Nebr	9-0	10/1.2	3-5	.600	0-0	.000	1-2	.500	2	1	3	0.3	1-0	0	0	0	1	7	0.8
TOTAL		36-0	45/1.2	6-11	.545	0-2	.000	5-11	.455	6	3	9	0.3	3-0	3	3	0	2	17	0.5

2024-25 GAME BY GAME

			Total			3-Pointers		Free throws		Rebounds										
Opponent	Date	GS	MIN	FG-FGA	PCT	3FG-3FGA	PCT	FT-FTA	PCT	OFF	DEF	TOT	AVG	PF	A	TO	BLK	STL	PTS	AVG
FDU	11/13/2024		01:40	1-2	.500	0-0	.000	1-1	1.000	1	0	1	1.0	0	0	0	0	0	3	3.0
South Dakota	11/27/2024		00:56	0-0	.000	0-0	.000	0-0	.000	1	0	1	1.0	0	0	0	0	0	0	1.5
North Florida	12/01/2024		02:03	1-2	.500	0-0	.000	0-0	.000	0	1	1	1.0	0	0	0	0	0	2	1.7
vs Oregon St.	12/25/2024		00:09	0-0	.000	0-0	.000	0-0	.000	0	0	0	0.8	0	0	0	0	0	0	1.3
Southern U.	12/30/2024		02:00	0-0	.000	0-0	.000	0-0	.000	0	0	0	0.6	0	0	0	0	0	0	1.0
at Iowa	01/07/2025		00:12	0-0	.000	0-0	.000	0-0	.000	0	0	0	0.5	1	0	0	0	0	0	0.8
at Purdue	01/12/2025		01:18	0-0	.000	0-0	.000	0-0	.000	0	0	0	0.4	0	0	0	0	1	0	0.7
Rutgers	01/16/2025		00:10	0-0	.000	0-0	.000	0-0	.000	0	0	0	0.4	0	0	0	0	0	0	0.6
at Wisconsin	01/26/2025		01:53	1-1	1.000	0-0	.000	0-1	.000	0	0	0	0.3	0	0	0	0	0	2	0.8
Totals		0	10:22	3-5	.600	0-0	.000	1-2	.500	2	1	3	0.3	1	0	0	0	1	7	0.8

Player Averages

Games Played	Minutes/ game	Points/ game	FG Pct	3FG Pct	FT Pct	Rebounds/ game	Assists/ game	Turnovers/ game	Assist/Turnover ratio	Steals/ game	Blocks/ game
9	1.2	0.8	60.0	0.0	50.0	0.3	0.0	0.0	0.0	0.1	0.0



BERKE BÜYÜKTÜNEL

SOPHOMORE • FORWARD • 6-10 • 240 • BURSA, TÜRKİYE • UCLA

- UCLA transfer who can play a number of spots in the frontcourt and averages 7.2 points, 5.9 rebounds, 1.0 steals and 0.8 blocks per game
- Missed the last three games following a sprained ankle in the final minute against Ohio State
- Reached double figures for the first time since Dec. 25 with 15 points, including 3-of-6 from 3-point range, five boards and three assists vs. Ohio St.
- Totaled seven points and tied a career high with nine rebounds in the win at Washington
- Matched his career high with nine rebounds and had three points and two assists in the win over No. 16 Oregon
- Had eight points, including 2-of-2 from 3-point range and four rebounds before fouling out at Maryland
- Finished with eight points, including a pair of 3-pointers, three rebounds and a career-high four steals at No. 20 Purdue
- Matched his career high with nine rebounds in the win over No. 15 UCLA
- Earned a spot on the Diamond Head Classic All-Tournament team with a career-high 16 points on 6-of-8 shooting, including 3-of-4 from 3-point range, vs. Oregon State
- Matched career highs in both rebounds (nine) and steals (three) in 28 minutes against Hawai'i
- Finished with six points and a season-high nine rebounds in the win over Murray State
- Nearly recorded a double-double at No. 14 Creighton with 12 points and nine boards, along with two assists and two steals in NU's 74-63 win
- Recorded a career-high 15 points on 5-of-7 shooting from the field while adding personal bests in blocks (three) and steals (three) vs. Saint Mary's
- Was the first Husker to have at least 15 points, three blocks and three steals in a game since Aleks Maric in 2007
- Played in 26 games, including eight starts, at UCLA in 2023-24, averaging 4.9 ppg and 2.7 rpg with two double-figure games
- Rated the No. 36 player in the class of 2023 by 24/7 Sports, while he was rated by ESPN.com as the No. 2 international player to enter college basketball in 2023-24
- Made his Turkish senior national team debut at age 18 at the 2023 World Cup qualifier and has played at several levels for the national program
- Played for Türkiye at the U20 European Championships, averaging 12.0 points and a team-high 7.7 rebounds while shooting 51 percent from the field and 54 percent from 3-point range
- Led Türkiye to a third-place finish at the FIBA U19 World Cup, including an 84-70 win over the United States in the third-place game and was named to the "All-Star Five" at the event, as he averaged 11.4 points, 8.3 rebounds and 3.7 assists per game in seven games

CAREER STATS

				Field Goals		3-Point		F-Throws		Rebounds				Scoring						
SEASON	TEAM	GP-GS	MIN/AVG	FG-FGA	FG%	3FG-3FGA	3FG%	FT-FTA	FT%	OFF	DEF	TOT	AVG	PF-FO	A	TO	BLK	STL	PTS	AVG
2023-24	UCLA	26-8	425/16.3	40-104	.385	11-37	.297	27-43	.628	24	41	65	2.5	58-1	11	22	9	4	118	4.5
2024-25	Nebr	23-21	556/24.2	62-137	.453	21-65	.323	21-31	.677	32	104	136	5.9	55-1	31	32	17	24	166	7.2
TOTAL FOR Nebr		23-21	556/24.2	62-137	.453	21-65	.323	21-31	.677	32	104	136	5.9	55-1	31	32	17	24	166	7.2
TOTAL		49-29	981/20.0	102-241	.423	32-102	.314	48-74	.649	56	145	201	4.1	113-2	42	54	26	28	284	5.8

MISC. STATS

Category	2024-25	Career*
10+ Points	5	7
20+ Points	0	0
30+ Points	0	0
40+ Points	0	0
Double-Doubles	0	0
10+ Rebounds	0	0
10+ Assists	0	0
Led NU in Scoring	0	0
Led NU in Reb.	7	7
Led NU in Assists	0	0

*-includes UCLA

SEASON/CAREER HIGHS

Points	
Season:	16, vs. Oregon State (12/25/24)
College Career:	Same
Rebounds	
Season:	9, Seven times (last, 2/5/25)
College Career:	Same
Field Goals	
Season:	6, vs. Oregon State (12/25/24)
College Career:	Same
3-Point Field Goals	
Season:	3, Two times (last, 2/9/25)
College Career:	Same
Free Throws	
Season:	5, vs. Saint Mary's (11/17/24)
College Career:	5, Two times (last, 11/17/24)
Free Throw Attempts	
Season:	6, vs. Saint Mary's (11/17/24)
College Career:	9, Chaminade (11/21/23)
Assists	
Season:	3, Four times (last, 2/9/25)
College Career:	3, Five times (last, 2/9/25)
Steals	
Season:	4, at Purdue (1/12/24)
College Career:	Same
Blocks	
Season:	3, vs. Saint Mary's (11/17/24)
College Career:	Same
Minutes Played	
Season:	31:12, Ohio State (2/9/25)
College Career:	32:21, Washington (1/14/24)

2024-25 GAME BY GAME

Opponent	Date	GS	MIN	Total		3-Pointers		Free throws		Rebounds				PF	A	TO	BLK	STL	PTS	AVG	
				FG-FGA	PCT	3FG-3FGA	PCT	FT-FTA	PCT	OFF	DEF	TOT	AVG								
UTRGV	11/04/2024	*	26:35	3-4	.750	0-0	.000	0-0	.000	1	5	6	6.0	3	2	1	0	2	6	6.0	
Bethune-Cookman	11/09/2024	*	25:31	2-6	.333	0-3	.000	2-2	1.000	2	5	7	6.5	0	0	1	2	0	6	6.0	
FDU	11/13/2024	*	25:16	4-6	.667	1-3	.333	3-4	.750	3	4	7	6.7	3	3	1	1	0	12	8.0	
vs Saint Mary's (CA)	11/17/2024	*	26:17	5-7	.714	0-1	.000	5-6	.833	3	2	5	6.3	3	1	0	3	3	15	9.8	
at Creighton	11/22/2024	*	22:26	4-7	.571	1-3	.333	3-4	.750	1	8	9	6.8	4	2	2	0	2	12	10.2	
South Dakota	11/27/2024	*	12:29	2-3	.667	0-1	.000	2-2	1.000	3	3	6	6.7	0	3	3	0	1	6	9.5	
at Michigan St.	12/07/2024	*	13:45	1-4	.250	1-2	.500	0-0	.000	1	0	1	5.9	3	0	2	0	2	3	8.6	
Indiana	12/13/2024	*	20:04	2-3	.667	1-1	1.000	0-0	.000	0	5	5	5.8	3	3	2	0	0	5	8.1	
vs Murray St.	12/22/2024	*	25:31	3-6	.500	0-2	.000	0-0	.000	2	7	9	6.1	2	0	1	1	1	6	7.9	
at Hawaii	12/23/2024	*	27:42	1-7	.143	0-3	.000	0-1	.000	4	5	9	6.4	2	1	1	1	3	2	7.3	
vs Oregon St.	12/25/2024	*	29:47	6-8	.750	3-4	.750	1-1	1.000	1	5	6	6.4	2	2	3	0	0	16	8.1	
Southern U.	12/30/2024	*	29:39	2-7	.286	1-5	.200	1-2	.500	1	8	9	6.6	1	1	1	2	0	6	7.9	
UCLA	01/04/2025	*	22:30	1-8	.125	1-3	.333	1-2	.500	3	6	9	6.8	4	0	3	0	0	4	7.6	
at Iowa	01/07/2025	*	18:43	3-5	.600	1-1	1.000	1-3	.333	1	2	3	6.5	1	2	1	2	2	8	7.6	
at Purdue	01/12/2025	*	25:19	3-5	.600	2-4	.500	0-0	.000	0	3	3	6.3	1	1	2	1	4	8	7.7	
Rutgers	01/16/2025	*	21:16	0-4	.000	0-2	.000	0-0	.000	2	1	3	6.1	4	2	2	0	0	0	7.2	
at Maryland	01/19/2025	*	22:48	3-5	.600	2-2	1.000	0-1	.000	1	3	4	5.9	5	0	2	0	0	8	7.2	
Southern California	01/22/2025	*	27:01	3-6	.500	0-3	.000	0-0	.000	1	3	4	5.8	3	1	0	1	1	6	7.2	
at Wisconsin	01/26/2025	*	29:53	3-9	.333	1-4	.250	0-0	.000	0	6	6	5.8	1	0	1	1	1	7	7.2	
Illinois	01/30/2025	*	18:31	2-6	.333	1-4	.250	0-1	.000	0	1	1	5.6	1	1	0	0	0	5	7.1	
at Oregon	02/02/2025	*	27:21	1-7	.143	1-6	.167	0-0	.000	1	8	9	5.8	3	2	0	1	1	3	6.9	
at Washington	02/05/2025	*	26:19	3-5	.600	1-2	.500	0-0	.000	1	8	9	5.9	3	1	1	1	1	7	6.9	
Ohio St.	02/09/2025	*	31:12	5-9	.556	3-6	.500	2-2	1.000	0	6	6	5.9	3	3	2	0	0	15	7.2	
Totals			21	555:56	62-137	.453	21-65	.323	21-31	.677	32	104	136	5.9	55	31	32	17	24	166	7.2

Player Averages

Games Played	Minutes/ game	Points/ game	FG Pct	3FG Pct	FT Pct	Rebounds/ game	Assists/ game	Turnovers/ game	Assist/Turnover ratio	Steals/ game	Blocks/ game
23	24.2	7.2	45.3	32.3	67.7	5.9	1.3	1.4	1.0	1.0	0.7



2024-25 HONORS

GAVIN GRIFFITHS

SOPHOMORE • GUARD • 6-7 • 193 • SIMSBURY, CONN. • RUTGERS

- Rutgers transfer who can play on the wing or in the backcourt, averaging 2.4 points and 1.9 rebounds per game in 14 contests
- Led NU with five rebounds and added three assists, two blocks and three points at Penn State
- Played eight minutes at Northwestern in his first action since Jan. 26 with three points and a steal
- Dished out an assist in four minutes of work against No. 18 Wisconsin
- Went scoreless in six minutes at No. 20 Purdue
- Saw his first action since Dec. 7 against Southern and had eight points, including 2-of-2 from 3-point range, two boards and a block in four minutes
- Had a steal and an assist in six minutes at Michigan State
- Grabbed four rebounds and had two assists and two steals in 18 minutes against North Florida
- Had two points and four rebounds in 10 minutes against South Dakota
- Saw extensive action in the win over FDU with eight points, five rebounds and two blocked shots in 23 minutes
- Finished with three points, two boards and three assists in 13 minutes against Bethune-Cookman
- Had four points, three rebounds and a blocked shot in 14 minutes against UTRGV
- Played in all 32 games at Rutgers in 2023-24, averaging 5.8 points and 2.2 rebounds per game while playing just under 18 minutes per contest
- Ranked second on the Scarlet Knights in 3-pointers (31) and third in blocked shots (13), while his 31 3-pointers were third among Big Ten freshmen
- Totaled seven double-figure efforts in 2023-24, including a 25-point effort against Boston University when he went 9-of-15 from the floor
- Was a consensus top-50 recruit in 2023 and was a four-star recruit by all four major recruiting services
- Played at Kingswood-Oxford High School where he averaged 24.6 points and 12 rebounds per game and was chosen as the New England Preparatory School Athletic Council (NEPSAC) Player of the Year in Class B Basketball
- Both parents played college basketball, as his father (Larry) and mother (Karen) played at Hartford

CAREER STATS

		Field Goals		3-Point		F-Throws		Rebounds				Scoring			
SEASON	TEAM	GP-GS	MIN/AVG	FG-FGA	FG%	3FG-3FGA	3FG%	FT-FTA	FT%	OFF	DEF	TOT	AVG	PF	A
2023-24	RU	32-3	575/18.0	68-210	.324	31-110	.282	18-30	.600	22	49	71	2.2	38-0	20
2024-25	Nebr	14-0	134/9.6	13-38	.342	7-28	.250	0-0	.000	3	23	26	1.9	15-0	12
TOTAL FOR Nebr		14-0	134/9.6	13-38	.342	7-28	.250	0-0	.000	3	23	26	1.9	15-0	12
TOTAL		46-3	709/15.4	81-248	.327	38-138	.275	18-30	.600	25	72	97	2.1	53-0	32

2024-25 GAME BY GAME

Opponent	Date	GS	MIN	Total		3-Pointers		Free throws		Rebounds				PF	A
				FG-FGA	PCT	3FG-3FGA	PCT	FT-FTA	PCT	OFF	DEF	TOT	AVG		
UTRGV	11/04/2024		13:59	2-5	.400	0-3	.000	0-0	.000	1	2	3	3.0	1	0
Bethune-Cookman	11/09/2024		13:12	1-2	.500	1-2	.500	0-0	.000	0	2	2	2.5	3	3
FDU	11/13/2024		22:46	3-7	.429	2-6	.333	0-0	.000	0	5	5	3.3	2	2
vs Saint Mary's (CA)	11/17/2024		07:09	0-1	.000	0-1	.000	0-0	.000	0	0	0	2.5	1	0
at Creighton	11/22/2024		03:52	0-1	.000	0-1	.000	0-0	.000	0	1	1	2.2	0	0
South Dakota	11/27/2024		10:01	1-5	.200	0-2	.000	0-0	.000	1	3	4	2.5	4	0
North Florida	12/01/2024		18:48	1-4	.250	0-2	.000	0-0	.000	1	3	4	2.7	2	2
at Michigan St.	12/07/2024		05:54	0-2	.000	0-2	.000	0-0	.000	0	0	0	2.4	0	1
Southern U.	12/30/2024		03:54	3-3	1.000	2-2	1.000	0-0	.000	0	2	2	2.3	1	0
at Purdue	01/12/2025		05:46	0-2	.000	0-2	.000	0-0	.000	0	0	0	2.1	0	0
Southern California	01/22/2025		00:07	0-0	.000	0-0	.000	0-0	.000	0	0	0	1.9	0	0
at Wisconsin	01/26/2025		04:17	0-1	.000	0-1	.000	0-0	.000	0	0	0	1.8	0	1
at Northwestern	02/16/2025		08:35	1-2	.500	1-2	.500	0-0	.000	0	0	0	1.6	1	0
at Penn St.	02/19/2025		15:38	1-3	.333	1-2	.500	0-0	.000	0	5	5	1.9	0	3
Totals		0	133:58	13-38	.342	7-28	.250	0-0	.000	3	23	26	1.9	15	12

Player Averages

Games Played	Minutes/game	Points/game	FG Pct	3FG Pct	FT Pct	Rebounds/game	Assists/game	Turnovers/game	Assist/Turnover ratio	Steals/game	Blocks/game
14	9.6	2.4	34.2	25.0	0.0	1.9	0.9	0.4	2.0	0.4	0.4

MISC. STATS

Category	2024-25	Career*
10+ Points	0	7
20+ Points	0	1
30+ Points	0	0
40+ Points	0	0
Double-Doubles	0	0
10+ Rebounds	0	0
10+ Assists	0	0
Led NU in Scoring	0	0
Led NU in Reb.	0	0
Led NU in Assists	1	1

*-includes Rutgers

SEASON/CAREER HIGHS

Points	
Season:	8, Two Times (last, 12/30/24)
College Career:	25, vs Boston Univ. (11/10/23)
Rebounds	
Season:	5, Two Times (last, 2/19/25)
College Career:	6, at Purdue (2/22/24)
Field Goals	
Season:	3, FDU (11/13/24)
College Career:	9, vs Boston Univ. (11/10/23)
3-Point Field Goals	
Season:	2, Two times (last, 12/30/24)
College Career:	4, at Wisconsin (3/7/24)
Free Throws	
Season:	None
College Career:	4, vs Boston Univ. (11/10/23)
Free Throw Attempts	
Season:	None
College Career:	5, LIU (12/16/23)
Assists	
Season:	3, Two times (last, 2/19/25)
College Career:	3, Four times (last, 2/19/25)
Steals	
Season:	2, North Florida (12/1/24)
College Career:	3, LIU (12/16/23)
Blocks	
Season:	2, Two times (last, 2/19/25)
College Career:	2, Four times (last, 2/19/25)
Minutes Played	
Season:	22:46, FDU (11/13/24)
College Career:	33:23, vs. Maryland (3/13/24)



JUSTIN BOLIS

SOPHOMORE • FORWARD • 6-8 • 225 • LINCOLN, NEB. • SOUTHEAST COMMUNITY COLLEGE

- Lincoln native who walked on to the Husker program
- Spent the 2023-24 season at Southeast Community College, averaging 15.5 ppg and 8.7 rpg while shooting 38 percent from 3-point range
- Totaled 11 double-doubles en route to being named to the Nebraska Community College Athletic All-Conference Team
- Played at Lincoln High School for Coach Dan Noble, as he averaged nine points and six rebounds per game as a senior after missing his junior season with an Achilles tear
- Played AAU basketball with the Lincoln Supreme and Coach Zach Tharanet

2024-25 HONORS

CAREER STATS

MISC. STATS

Category	2024-25	Career
10+ Points	0	0
20+ Points	0	0
30+ Points	0	0
40+ Points	0	0
Double-Doubles	0	0
10+ Rebounds	0	0
10+ Assists	0	0
Led NU in Scoring	0	0
Led NU in Reb.	0	0
Led NU in Assists	0	0

2024-25 GAME BY GAME

SEASON/CAREER HIGHS

Points

Season:

College Career:

Rebounds

Season:

College Career:

Field Goals

Season:

College Career:

3-Point Field Goals

Season:

College Career:

Free Throws

Season:

College Career:

Free Throw Attempts

Season:

College Career:

Assists

Season:

College Career:

Steals

Season:

College Career:

Blocks

Season:

College Career:

Minutes Played

Season:

College Career:



2024-25 HONORS

ANDREW MORGAN

SENIOR • FORWARD • 6-10 • 242 • WASECA, MINN. • NORTH DAKOTA STATE

- North Dakota State transfer who moved into the starting lineup in late January and averages 8.4 points and 4.2 rebounds per game
- Totaled a season-high 18 points on 8-of-8 shooting and three rebounds at Penn State
- Had nine points, four rebounds and matched his career high with three blocked shots in the comeback win over Northwestern
- Battled foul trouble vs. No. 25 Maryland but had 15 points on 5-of-6 shooting, three rebounds and three assists
- Had two points, three boards and a steal vs. Ohio State, as his steal and basket gave NU the lead for good
- Has started the last four games and had eight points on 4-of-6 shooting at Washington
- Finished with eight points on 4-of-4 shooting, two rebounds and two assists in a win at No. 16 Oregon
- Had nine points, seven rebounds and two assists in NU's win over No. 18 Illinois
- Led NU with 17 points, including the 1,000th point of his career, and five boards at Maryland
- Totaled 11 points and four rebounds in 19 minutes against Rutgers
- Finished with 12 points on 4-of-5 shooting vs. No. 15 UCLA, including a 5-0 second-half run
- Had 10 points on 4-of-5 shooting and three boards in 15 minutes off the bench against Southern
- Recorded his first career double-double with 12 points on 6-of-7 shooting and a season-high 12 boards vs. Murray State
- Reached double figures for the third straight game with 10 points and five rebounds in 18 minutes in the win over Indiana
- Led Nebraska in scoring (14) and rebounding (seven) in the loss at Michigan State
- Nearly posted a double-double in the win over North Florida with season highs in points (13) and rebounds (nine) in 17 minutes of action
- Reached double figures for the second time this year with 10 points, five boards and a blocked shot against Saint Mary's
- Named second-team All-Summit League at North Dakota State in 2023-24, averaging 12.9 points and 5.0 rebounds per game
- Posted 22 double-figure efforts, including a season-high 31 points against Kansas City and had two double-doubles
- Helped the Bison reach the title game of the 2023 Summit League Tournament, as he made 30 starts and averaged 10.5 ppg and 5.3 rpg, ranking second on the team in rebounding and third in scoring
- Rated in the top 250 nationally by Prep Hoops as a senior, as he helped Waseca High School to a 23-1 record and a Class 2A state title
- Was a finalist for Mr. Basketball in Minnesota in 2021, as he averaged 22.1 points and 11 rebounds per game

CAREER STATS

		Field Goals		3-Point		F-Throws		Rebounds		Scoring	
SEASON	TEAM	GP-GS	MIN/AVG	FG-FGA	FG%	3FG-3FGA	3FG%	FT-FTA	FT%	OFF DEF TOT AVG	PF-FO A TO BLK STL PTS AVG
2021-22	NDSU	21-0	243/11.6	46-73	.630	3-7	.429	17-28	.607	18 52 70 3.3	30-0 7 19 8 4 112 5.3
2022-23	NDSU	32-30	693/21.7	136-231	.589	2-6	.333	62-113	.549	54 117 171 5.3	63-0 38 70 10 12 336 10.5
2023-24	NDSU	32-29	741/23.2	148-266	.556	12-33	.364	104-148	.703	62 99 161 5.0	76-0 32 65 8 10 412 12.9
2024-25	Nebr	27-7	490/18.1	87-146	.596	4-13	.308	50-84	.595	39 74 113 4.2	54-1 26 39 9 10 228 8.4
TOTAL FOR Nebr		27-7	490/18.1	87-146	.596	4-13	.308	50-84	.595	39 74 113 4.2	54-1 26 39 9 10 228 8.4
TOTAL		112-66	2167/19.3	417-716	.582	21-59	.356	233-373	.625	173 342 515 4.6	223-1 103 193 35 36 1088 9.7

MISC. STATS

Category	2024-25	Career*
10+ Points	12	52
20+ Points	0	8
30+ Points	0	1
40+ Points	0	0
Double-Doubles	1	5
10+ Rebounds	0	4
10+ Assists	0	0
Led NU in Scoring	2	2
Led NU in Reb.	4	4
Led NU in Assists	1	1

*-includes North Dakota State

SEASON/CAREER HIGHS

Points	
Season:	18, at Penn State (2/19/25)
College Career:	31, Kansas City (2/8/24)
Rebounds	
Season:	12, vs. Murray State (12/22/24)
College Career:	14, Crown (11/20/22)
Field Goals	
Season:	8, at Penn State (2/19/25)
College Career:	11, Two times (last, 2/24/24)
3-Point Field Goals	
Season:	1, Four times (last, 2/13/25)
College Career:	2, Two times (last, 2/24/24)
Free Throws	
Season:	5, Two times (last, 11/27/24)
College Career:	14, Kansas City (2/8/24)
Free Throw Attempts	
Season:	6, Five times (last, 1/19/25)
College Career:	16, Kansas City (2/8/24)
Assists	
Season:	3, Two Times (last, 2/13/25)
College Career:	4, Two times (last, 1/20/24)
Steals	
Season:	1, Seven times (last, 1/22/25)
College Career:	2, Four times (last, 11/11/23)
Blocks	
Season:	3, at Northwestern (2/16/25)
College Career:	3, Two Times (laast, 2/16/25)
Minutes Played	
Season:	29:47, Illinois (1/30/25)
College Career:	36:40, Kansas City (1/21/23)

2024-25 GAME BY GAME

Opponent	Date	GS	MIN	Total		3-Pointers		Free throws		Rebounds				PF		A		TO		BLK		STL		PTS		AVG	
				FG-FGA	PCT	3FG-3FGA	PCT	FT-FTA	PCT	OFF	DEF	TOT	AVG	PF	A	TO	BLK	STL	PTS	AVG							
UTRGV	11/04/2024		20:22	3-6	.500	0-0	.000	4-6	.667	2	3	5	5.0	3	0	0	0	0	10	10.0							
Bethune-Cookman	11/09/2024		11:15	2-4	.500	0-0	.000	2-3	.667	0	3	3	4.0	2	0	2	1	0	6	8.0							
FDU	11/13/2024		07:26	1-2	.500	0-0	.000	2-3	.667	1	1	2	3.3	2	0	1	0	0	4	6.7							
vs Saint Mary's (CA)	11/17/2024		15:20	2-5	.400	1-2	.500	5-6	.833	2	3	5	3.8	3	1	2	1	0	10	7.5							
at Creighton	11/22/2024		18:36	1-3	.333	0-1	.000	0-2	.000	2	2	4	3.8	2	3	1	0	1	2	6.4							
South Dakota	11/27/2024		17:53	1-3	.333	1-1	1.000	5-6	.833	4	3	7	4.3	1	2	1	1	0	8	6.7							
North Florida	12/01/2024		17:22	5-11	.455	0-1	.000	3-6	.500	3	6	9	5.0	1	0	0	0	0	13	7.6							
at Michigan St.	12/07/2024		27:59	6-13	.462	0-1	.000	2-3	.667	1	6	7	5.3	2	1	0	0	1	14	8.4							
Indiana	12/13/2024		17:56	4-5	.800	0-0	.000	2-4	.500	3	2	5	5.2	2	1	1	1	1	10	8.6							
vs Murray St.	12/22/2024		22:55	6-7	.857	0-0	.000	0-0	.000	1	11	12	5.9	1	0	2	1	0	12	8.9							
at Hawaii	12/23/2024		12:01	0-1	.000	0-0	.000	0-0	.000	0	1	1	5.5	3	1	0	0	1	0	8.1							
vs Oregon St.	12/25/2024		16:45	1-2	.500	0-0	.000	1-1	1.000	0	3	3	5.3	2	0	1	0	0	3	7.7							
Southern U.	12/30/2024		14:55	4-5	.800	0-0	.000	2-3	.667	1	2	3	5.1	1	1	1	0	0	10	7.8							
UCLA	01/04/2025		21:01	4-5	.800	0-1	.000	4-4	1.000	2	1	3	4.9	4	1	5	0	1	12	8.1							
at Iowa	01/07/2025		20:27	3-5	.600	1-2	.500	1-2	.500	2	2	4	4.9	0	0	0	0	0	8	8.1							
at Purdue	01/12/2025		16:45	1-3	.333	0-0	.000	0-0	.000	0	0	0	4.6	1	1	3	0	0	2	7.8							
Rutgers	01/16/2025		19:18	5-9	.556	0-0	.000	1-3	.333	2	2	4	4.5	1	0	0	0	0	11	7.9							
at Maryland	01/19/2025		24:05	7-12	.583	0-2	.000	3-6	.500	1	4	5	4.6	0	0	3	0	1	17	8.4							
Southern California	01/22/2025		13:54	1-1	1.000	0-0	.000	0-2	.000	0	3	3	4.5	3	1	1	1	1	2	8.1							
at Wisconsin	01/26/2025	*	21:39	2-5	.400	0-1	.000	1-3	.333	2	3	5	4.5	2	1	1	0	0	5	8.0							
Illinois	01/30/2025	*	29:47	4-8	.500	0-0	.000	1-1	1.000	4	3	7	4.6	2	2	3	0	0	9	8.0							
at Oregon	02/02/2025	*	17:21	4-4	1.000	0-0	.000	0-2	.000	1	1	2	4.5	4	2	3	0	0	8	8.0							
at Washington	02/05/2025	*	17:04	4-6	.667	0-0	.000	0-3	.000	0	1	1	4.3	1	2	1	0	0	8	8.0							
Ohio St.	02/09/2025		12:24	1-2	.500	0-0	.000	0-0	.000	2	1	3	4.3	2	1	2	0	1	2	7.8							
Maryland	02/13/2025	*	21:28	5-6	.833	1-1	1.000	4-4	1.000	1	2	3	4.2	5	3	1	0	1	15	8.0							
at Northwestern	02/16/2025	*	17:18	2-5	.400	0-0	.000	5-8	.625	2	2	4	4.2	1	1	2	3	1	9	8.1							
at Penn St.	02/19/2025	*	16:45	8-8	1.000	0-0	.000	2-3	.667	0	3	3	4.2	3	1	2	0	0	18	8.4							
Totals		7	490:01	87-146	.596	4-13	.308	50-84	.595	39	74	113	4.2	54	26	39	9	10	228	8.4							

Player Averages

Games Played	Minutes/game	Points/game	FG Pct	3FG Pct	FT Pct	Rebounds/game	Assists/game	Turnovers/game	Assist/Turnover ratio	Steals/game	Blocks/game
27	18.1	8.4	59.6	30.8	59.5	4.2	1.0	1.4	0.7	0.4	0.3



2024-25 HONORS

MISC. STATS

Category	2024-25	Career*
10+ Points	8	49
20+ Points	0	0
30+ Points	0	0
40+ Points	0	0
Double-Doubles	0	4
10+ Rebounds	0	1
10+ Assists	0	1
Led NU in Scoring	0	0
Led NU in Reb.	5	5
Led NU in Assists	9	9

SEASON/CAREER HIGHS

Points		
Season:	18, UTRGV (11/4/24)	
College Career:	19, Two times (last, 12/4/22)	
Rebounds		
Season:	9, UTRGV (11/4/24)	
College Career:	11, Arizona (12/1/22)	
Field Goals		
Season:	6, Three times (1/22/25)	
College Career:	7, at UNLV (1/27/21)	
3-Point Field Goals		
Season:	2, Southern (12/30/24)	
College Career:	3, at Air Force (1/2/21)	
Free Throws		
Season:	8, Rutgers (1/16/25)	
College Career:	Same	
Free Throw Attempts		
Season:	10, Rutgers (1/16/25)	
College Career:	Same	
Assists		
Season:	6, Two times (last, 12/30/24)	
College Career:	10, Four times (last, 12/5/23)	
Steals		
Season:	4, UTRGV (11/4/24)	
College Career:	6, Eastern Washington (11/6/23)	
Blocks		
Season:	2, at Washington (last, 2/5/25)	
College Career:	2, Two times last, (2/5/25)	
Minutes Played		
Season:	35:29, at Iowa (1/7/25)	
College Career:	38:15, Stanford (2/3/23)	

ROLLIE WORSTER

SENIOR • GUARD • 6-5 • 210 • MISSOULA, MONT. • UTAH

- Fifth-year senior who averages 7.6 points, 4.0 rebounds and 2.7 assists per game
- Is two assists away from being the first Husker basketball player to ever total 1,000 points, 500 rebounds and 500 assists
- Had six points, two assists and three boards at Penn State
- Totaled nine points, four rebounds and a steal in a loss to No. 25 Maryland
- Reached double figures with 11 points on 4-of-4 shooting along with three boards and two assists in a win at No. 16 Oregon
- Came off the bench for the first time this season and led NU in both rebounds (six) and assists (six), as he tied his season high in assists
- Had 10 points along with team highs in both rebounds (seven) and assists (five) at Rutgers
- Totaled 14 points on 6-of-9 shooting along with four rebounds and two steals at Iowa
- Finished with 11 points and four rebounds vs. No. 15 UCLA, as he went over 1,000 career points
- Tied his season high with six assists and added eight points and four boards in the win over Southern
- Finished with 11 points and seven rebounds in the win over Murray State
- Reached double figures for the second straight game with 11 points, four rebounds, two assists and two steals in the win over No. 14 Creighton
- Totaled 10 points and three boards vs. Saint Mary's while helping limit WCC Player of the Year Augustas Marciulionis to nine points on 3-of-9 shooting
- Nearly posted a double-double in his Husker debut vs. UTRGV with 18 points, nine rebounds, three assists and four steals
- Started the first 16 games at Utah in 2023-24, averaging 9.9 points, 5.5 assists and 4.9 rebounds per game, as he was third in the Pac 12 in assists per game and first in the conference in assist-to-turnover ratio (2.93-to-1) at the time of his injury
- Dished out a season-high 10 assists against Southern Utah and nine each against Wake Forest and Bellarmine
- Started all 30 games in 2022-23, averaging 8.6 points, 5.0 assists and 5.2 rebounds per game.
- Was second in the Pac-12 with a 2.61 assist-to-turnover ratio while his 5.1 assists per game in conference play also ranked second in the league
- Began career at Utah State, where he averaged 9.1 ppg, 3.8 rpg and 3.5 apg in helping the Aggies to the 2021 NCAA Tournament
- Was a two-time Montana Gatorade Player of the year at Hellgate High School, where he finished as the school's all-time leading scorer while also ranking in the top three in both assists (second) and rebounds (third)
- Led the school to a share of the Montana State AA title in 2019-20 by averaging 20.7 points, 7.1 rebounds, 4.5 assists and 2.3 steals per game.
- Also earned first-team all-state football honors at safety while totaling 3,400 passing yards and 2,000 rushing yards in his prep career

CAREER STATS

				Field Goals		3-Point		F-Throws		Rebounds								Scoring		
SEASON	TEAM	GP-GS	MIN/AVG	FG-FGA	FG%	3FG-3FGA	3FG%	FT-FTA	FT%	OFF	DEF	TOT	AVG	PF-FO	A	TO	BLK	STL	PTS	AVG
2020-21	USU	26-25	718/27.6	86-212	.406	23-81	.284	41-51	.804	21	78	99	3.8	58-1	92	64	6	24	236	9.1
2021-22	Utah	31-30	889/28.7	88-218	.404	21-64	.328	37-46	.804	11	129	140	4.5	74-4	96	50	9	27	234	7.5
2022-23	Utah	30-30	962/32.1	97-232	.418	22-79	.278	43-53	.811	12	144	156	5.2	72-3	149	57	6	25	259	8.6
2023-24	Utah	16-16	503/31.4	54-132	.409	8-29	.276	43-61	.705	21	57	78	4.9	36-0	88	30	3	22	159	9.9
2024-25	Nebr	27-23	693/25.7	73-165	.442	10-45	.222	49-69	.710	16	91	107	4.0	45-0	73	37	7	24	205	7.6
TOTAL FOR Nebr		27-23	693/25.7	73-165	.442	10-45	.222	49-69	.710	16	91	107	4.0	45-0	73	37	7	24	205	7.6
TOTAL		130-124	3764/29.0	398-959	.415	84-298	.282	213-280	.761	81	499	580	4.5	285-8	498	238	31	122	1093	8.4

2024-25 GAME BY GAME

Opponent	Date	GS	MIN	Total		3-Pointers		Free throws		Rebounds				PF	A	TO	BLK	STL	PTS	AVG	
				FG-FGA	PCT	3FG-3FGA	PCT	FT-FTA	PCT	OFF	DEF	TOT	AVG								
UTRGV	11/04/2024	*	29:25	6-7	.857	1-1	1.000	5-9	.556	2	7	9	9.0	1	3	3	1	4	18	18.0	
Bethune-Cookman	11/09/2024	*	23:19	1-5	.200	1-3	.333	2-2	1.000	1	0	1	5.0	0	2	5	0	2	5	11.5	
FDU	11/13/2024	*	19:13	3-8	.375	0-2	.000	2-2	1.000	1	3	4	4.7	0	1	1	0	1	8	10.3	
vs Saint Mary's (CA)	11/17/2024	*	25:34	4-7	.571	1-2	.500	1-2	.500	0	3	3	4.3	2	1	3	0	0	10	10.3	
at Creighton	11/22/2024	*	30:20	4-11	.364	0-2	.000	3-4	.750	1	3	4	4.2	4	2	1	0	2	11	10.4	
South Dakota	11/27/2024	*	28:36	1-4	.250	0-1	.000	4-5	.800	0	8	8	4.8	1	6	1	1	1	6	9.7	
North Florida	12/01/2024	*	15:56	2-4	.500	0-0	.000	0-0	.000	0	2	2	4.4	0	3	0	0	0	4	8.9	
at Michigan St.	12/07/2024	*	26:11	3-7	.429	0-1	.000	3-5	.600	1	0	1	4.0	2	3	1	0	2	9	8.9	
Indiana	12/13/2024	*	18:20	2-3	.667	0-1	.000	0-0	.000	0	2	2	3.8	3	2	1	0	1	4	8.3	
vs Murray St.	12/22/2024	*	23:46	4-5	.800	0-1	.000	3-4	.750	1	6	7	4.1	2	1	2	0	0	11	8.6	
at Hawaii	12/23/2024	*	32:43	2-9	.222	0-3	.000	0-0	.000	1	4	5	4.2	1	3	3	0	0	4	8.2	
vs Oregon St.	12/25/2024	*	28:17	3-7	.429	0-1	.000	2-2	1.000	1	4	5	4.3	2	4	1	0	0	8	8.2	
Southern U.	12/30/2024	*	26:33	3-7	.429	2-3	.667	0-1	.000	1	3	4	4.2	0	6	0	0	0	8	8.2	
UCLA	01/04/2025	*	26:40	3-9	.333	1-3	.333	4-4	1.000	0	4	4	4.2	1	2	0	0	0	11	8.4	
at Iowa	01/07/2025	*	35:29	6-9	.667	0-1	.000	2-7	.286	1	3	4	4.2	2	1	1	1	2	14	8.7	
at Purdue	01/12/2025	*	15:27	2-4	.500	0-2	.000	1-1	1.000	0	2	2	4.1	1	1	1	0	0	5	8.5	
Rutgers	01/16/2025	*	26:35	1-4	.250	0-0	.000	8-10	.800	1	6	7	4.2	3	5	1	0	1	10	8.6	
at Maryland	01/19/2025	*	24:54	2-5	.400	0-0	.000	0-0	.000	0	1	1	4.1	1	1	1	0	1	4	8.3	
Southern California	01/22/2025		25:25	1-5	.200	0-1	.000	2-2	1.000	0	6	6	4.2	3	6	2	1	0	4	8.1	
at Wisconsin	01/26/2025		22:50	3-6	.500	1-1	1.000	0-0	.000	0	3	3	4.1	2	4	1	1	3	7	8.1	
Illinois	01/30/2025	*	17:51	3-9	.333	1-7	.143	0-0	.000	0	4	4	4.1	2	2	0	0	1	7	8.0	
at Oregon	02/02/2025		24:47	4-4	1.000	0-0	.000	3-4	.750	0	3	3	4.0	4	2	1	0	0	11	8.1	
at Washington	02/05/2025		35:05	1-6	.167	0-1	.000	4-5	.800	1	3	4	4.0	0	3	1	2	2	6	8.0	
Ohio St.	02/09/2025	*	26:52	2-3	.667	1-1	1.000	0-0	.000	0	4	4	4.0	4	3	1	0	0	5	7.9	
Maryland	02/13/2025	*	30:44	4-7	.571	1-2	.500	0-0	.000	1	3	4	4.0	1	0	2	0	1	9	8.0	
at Northwestern	02/16/2025	*	27:25	0-4	.000	0-2	.000	0-0	.000	1	2	3	4.0	1	4	0	0	0	0	7.7	
at Penn St.	02/19/2025	*	24:34	3-6	.500	0-3	.000	0-0	.000	1	2	3	4.0	2	2	3	0	0	6	7.6	
Totals			23	692:51	73-165	.442	10-45	222	49-69	.710	16	91	107	4.0	45	73	37	7	24	205	7.6

Player Averages

Games Played	Minutes/game	Points/game	FG Pct	3FG Pct	FT Pct	Rebounds/game	Assists/game	Turnovers/game	Assist/Turnover ratio	Steals/game	Blocks/game
27	25.7	7.6	44.2	22.2	71.0	4.0	2.7	1.4	2.0	0.9	0.3



NICK JANOWSKI

FRESHMAN • GUARD • 6-4 • 200 • PEWAUKEE, WIS. • PEWAUKEE, HIGH SCHOOL

- True freshman who could see time at either spot in the backcourt
- Led Pewaukee High School to three state titles and a runner-up finish in his four seasons, as he totaled 2,297 career points to rank in top 20 in Wisconsin state history
- Averaged 20.1 points, 3.4 assists, and 5.4 rebounds per game for his career while hitting 294 3-pointers in his prep career
- Was a consensus top-150 recruit who averaged 30.8 points, 8.8 rebounds and 4.4 assists per game to lead Pewaukee to a 30-5 record in 2023-24
- Posted five 40-point games as a senior including a career-high 46-point game, and had a triple-double in the state semifinals against West Salem with 31 points, 10 rebounds and 10 assists
- Earned first-team all-state honors as a junior, averaging 23.2 points, 4.9 assists, 6.5 rebounds and 1.4 steals per game as Pewaukee went 27-3
- Played AAU for Phenom U in the EYBL circuit, helping his team to the Peach Jam in 2021 and 2022, including an Elite Eight finish in 2022
- Selected Nebraska over a host of schools including Iowa State, Wisconsin, Marquette and USC

2024-25 HONORS

CAREER STATS

MISC. STATS

Category	2024-25	Career
10+ Points	0	0
20+ Points	0	0
30+ Points	0	0
40+ Points	0	0
Double-Doubles	0	0
10+ Rebounds	0	0
10+ Assists	0	0
Led NU in Scoring	0	0
Led NU in Reb.	0	0
Led NU in Assists	0	0

2024-25 GAME BY GAME

SEASON/CAREER HIGHS

- Points
Season:
College Career:
- Rebounds
Season:
College Career:
- Field Goals
Season:
College Career:
- 3-Point Field Goals
Season:
College Career:
- Free Throws
Season:
College Career:
- Free Throw Attempts
Season:
College Career:
- Assists
Season:
College Career:
- Steals
Season:
College Career:
- Blocks
Season:
College Career:
- Minutes Played
Season:
College Career:



2024-25 HONORS

CALE JACOBSEN

SOPHOMORE • GUARD • 6-4 • 200 • ASHLAND, NEB. • ASHLAND-GREENWOOD

- Third-year walk-on who provides size in the Husker backcourt and could play several positions, as he has played in 18 games
- Grabbed a rebound in 2:23 of action in NU's overtime win over No. 18 Illinois
- Split a pair of free throws in 3:30 of action at No. 18 Wisconsin
- Had two assists, two rebounds and a steal in nine minutes of work against Southern
- Grabbed a rebound in three minutes off the bench against Indiana and played six minutes in the win over Murray State
- Was impactful in the win over North Florida with three points and career highs in assists (three), steals (two), blocks (two) and minutes (16)
- Played a season-high 11 minutes against South Dakota, finishing with one rebound and an assist in the win over the Coyotes
- Played the final 1:06 of the first half as a defensive replacement against No. 14 Creighton
- Provided a spark off the bench against FDU with two points, four rebounds and two assists in seven minutes
- Played in 20 contests in 2023-24, totaling 14 points, three rebounds and five assists in 55 minutes of action
- Saw his most extensive action of the season against South Carolina State, setting personal bests in points (four), rebounds (two), assists (one) and minutes (13)
- Redshirted his first season at Nebraska
- Led Ashland-Greenwood to a 27-1 record and a class C-1 state title, averaging 17.9 points, 5.8 rebounds, 6.1 assists and 3.6 steals per game as a senior
- First-team All-Nebraska selection set the Class C-1 state tournament record with a 43-point performance in a win over Kearney Catholic
- Finished his four-year varsity career with 1,481 career points, 544 rebounds, 340 assists and 261 steals despite suffering a torn ACL in his first game of his junior season
- Chose to walk-on at Nebraska after turning down scholarship offers from North Dakota and Holy Cross
- Played three seasons of football, playing quarterback as a freshman and junior while hauling in 23 passes for 486 yards and nine scores as a sophomore

CAREER STATS

				Field Goals		3-Point		F-Throws		Rebounds									Scoring	
SEASON	TEAM	GP-GS	MIN/AVG	FG-FGA	FG%	3FG-3FGA	3FG%	FT-FTA	FT%	OFF	DEF	TOT	AVG	PF-FO	A	TO	BLK	STL	PTS	AVG
2023-24	Nebr	20-0	55/2.8	5-10	.500	1-3	.333	3-6	.500	0	3	3	0.2	5-0	5	2	0	1	14	0.7
2024-25	Nebr	18-0	74/4.1	3-10	.300	1-7	.143	2-3	.667	2	10	12	0.7	3-0	8	6	2	4	9	0.5
TOTAL		38-0	130/3.4	8-20	.400	2-10	.200	5-9	.556	2	13	15	0.4	8-0	13	8	2	5	23	0.6

MISC. STATS

Category	2024-25	Career
10+ Points	0	0
20+ Points	0	0
30+ Points	0	0
40+ Points	0	0
Double-Doubles	0	0
10+ Rebounds	0	0
10+ Assists	0	0
Led NU in Scoring	0	0
Led NU in Reb.	0	0
Led NU in Assists	0	0

SEASON/CAREER HIGHS

Points		
Season:	3, Two times (last, 12/7/24)	
College Career:	4, South Carolina State (12/29/23)	
Rebounds		
Season:	4, FDU (11/13/24)	
College Career:	Same	
Field Goals		
Season:	1, Three times (last, 12/7/24)	
College Career:	1, Eight times (last, 12/7/24)	
3-Point Field Goals		
Season:	1, at Michigan State (12/7/24)	
College Career:	1, Two times (last, 12/7/24)	
Free Throws		
Season:	1, North Florida (12/1/24)	
College Career:	2, South Carolina State (12/29/23)	
Free Throw Attempts		
Season:	1, North Florida (12/1/24)	
College Career:	2, Two times (last, 12/29/23)	
Assists		
Season:	3, North Florida (12/1/24)	
College Career:	Same	
Steals		
Season:	2, North Florida (12/1/24)	
College Career:	Same	
Blocks		
Season:	2, North Florida (12/1/24)	
College Career:	Same	
Minutes Played		
Season:	16:03, North Florida (12/1/24)	
College Career:	Same	

2024-25 GAME BY GAME

Opponent	Date	GS	MIN	Total		3-Pointers		Free throws		Rebounds											
				FG-FGA	PCT	3FG-3FGA	PCT	FT-FTA	PCT	OFF	DEF	TOT	AVG	PF	A	TO	BLK	STL	PTS	AVG	
FDU	11/13/2024		06:44	1-2	.500	0-1	.000	0-0	.000	2	2	4	4.0	0	2	0	0	1	2	2.0	
at Creighton	11/22/2024		01:06	0-0	.000	0-0	.000	0-0	.000	0	0	0	2.0	0	0	0	0	0	0	1.0	
South Dakota	11/27/2024		10:35	0-3	.000	0-2	.000	0-0	.000	0	1	1	1.7	1	1	0	0	0	0	0.7	
North Florida	12/01/2024		16:03	1-2	.500	0-1	.000	1-1	1.000	0	1	1	1.5	1	3	1	2	2	3	1.3	
at Michigan St.	12/07/2024		09:13	1-3	.333	1-3	.333	0-0	.000	0	1	1	1.4	0	0	1	0	0	3	1.6	
Indiana	12/13/2024		02:37	0-0	.000	0-0	.000	0-0	.000	0	1	1	1.3	0	0	0	0	0	0	1.3	
vs Murray St.	12/22/2024		05:41	0-0	.000	0-0	.000	0-0	.000	0	0	0	1.1	0	0	1	0	0	0	1.1	
at Hawaii	12/23/2024		00:31	0-0	.000	0-0	.000	0-0	.000	0	0	0	1.0	0	0	0	0	0	0	1.0	
vs Oregon St.	12/25/2024		00:09	0-0	.000	0-0	.000	0-0	.000	0	0	0	0.9	0	0	0	0	0	0	0.9	
Southern U.	12/30/2024		08:57	0-0	.000	0-0	.000	0-0	.000	0	2	2	1.0	0	2	1	0	1	0	0.8	
UCLA	01/04/2025		00:42	0-0	.000	0-0	.000	0-0	.000	0	0	0	0.9	0	0	0	0	0	0	0.7	
at Iowa	01/07/2025		01:06	0-0	.000	0-0	.000	0-0	.000	0	0	0	0.8	0	0	2	0	0	0	0.7	
at Purdue	01/12/2025		02:47	0-0	.000	0-0	.000	0-0	.000	0	0	0	0.8	1	0	0	0	0	0	0.6	
at Wisconsin	01/26/2025		03:30	0-0	.000	0-0	.000	1-2	.500	0	0	0	0.7	0	0	0	0	0	1	0.6	
Illinois	01/30/2025		02:23	0-0	.000	0-0	.000	0-0	.000	0	1	1	0.7	0	0	0	0	0	0	0.6	
Ohio St.	02/09/2025		00:58	0-0	.000	0-0	.000	0-0	.000	0	1	1	0.8	0	0	0	0	0	0	0.6	
at Northwestern	02/16/2025		01:02	0-0	.000	0-0	.000	0-0	.000	0	0	0	0.7	0	0	0	0	0	0	0.5	
at Penn St.	02/19/2025		00:15	0-0	.000	0-0	.000	0-0	.000	0	0	0	0.7	0	0	0	0	0	0	0.5	
Totals		0	74:19	3-10	.300	1-7	.143	2-3	.667	2	10	12	0.7	3	8	6	2	4	9	0.5	

Player Averages

Games Played	Minutes/game	Points/game	FG Pct	3FG Pct	FT Pct	Rebounds/game	Assists/game	Turnovers/game	Assist/Turnover ratio	Steals/game	Blocks/game
18	4.1	0.5	30.0	14.3	66.7	0.7	0.4	0.3	1.3	0.2	0.1



2024-25 HONORS

BRAXTON MEAH

SENIOR • CENTER • 7-1 • 265 • LAYTON, UTAH • WASHINGTON

- Washington transfer who provides rim protection and a defensive presence after starting for the Huskies for the last two seasons
- Averages 3.3 points per game on 79 percent shooting and 3.4 rebounds per game
- Enjoyed his best game of the year at Northwestern with 10 points, seven rebounds and two blocked shots in 23 minutes of work
- Played 18 minutes vs. No. 25 Maryland, finishing with four rebounds, two points and a blocked shot
- Gave NU a spark off the bench against Ohio State with five points and two boards in 7:15 of action
- Matched his then-season high with six rebounds and added six points against Rutgers
- Grabbed five rebounds and blocked two shots in 15 minutes of work against Southern
- Played a key role in the win at Hawai'i with six points, five boards and a block in 21 minutes, as NU was +14 with him on the court
- Had four points and three rebounds in 15 minutes in the victory over Indiana
- Finished with a season-high 12 points on 6-of-6 shooting and five boards in the win over South Dakota
- Grabbed six rebounds and added a steal while helping limit Ryan Kalkbrenner without a field goal in NU's 74-63 win over No. 14 Creighton
- Totaled three rebounds and a blocked shot in 21 minutes against Saint Mary's after missing the FDU game because of an injury
- Finished with nine points, four rebounds and a blocked shot against Bethune-Cookman
- Played in 32 games in 2023-24 and averaged 5.3 points and 5.3 rebounds per game, as he led UW in field goal percentage (.770) and blocks (27)
- Totaled three double-doubles and had six games in double figures including a 19-point, eight-rebound, five-block effort against UCLA
- Was named to the Pac-12 all-defensive team in 2022-23, as he ranked in the top 10 in the Pac-12 in both blocked shots (fifth) and rebounding (seventh) while averaging 8.8 points, 7.2 rebounds and 1.6 blocks per game
- Began his career at Fresno State, where he played in 52 games over his first two collegiate seasons
- Played for San Joaquin Memorial as a junior during the 2018-19 season for Coach Brad Roznovsky, averaging 11.3 points, 10.1 rebounds and 3.0 blocks per game en route to a 22-11 record and the Central Section Division II title
- Did not play as a senior because he started his high school eligibility clock by enrolling while still junior-high age, which is allowed in Utah
- Played his AAU ball with the Las Vegas Prospects and Coach Quincy Pondexter on the EYBL circuit

CAREER STATS

				Field Goals		3-Point		F-Throws		Rebounds									Scoring	
SEASON	TEAM	GP-GS	MIN/AVG	FG-FGA	FG%	3FG-3FGA	3FG%	FT-FTA	FT%	OFF	DEF	TOT	AVG	PF-FO	A	TO	BLK	STL	PTS	AVG
2020-21	Fresno	23-0	219/9.5	26-40	.650	0-0	.000	12-29	.414	26	26	52	2.3	34-1	2	8	11	4	64	2.8
2021-22	Fresno	32-0	258/8.1	29-37	.784	0-0	.000	13-29	.448	17	53	70	2.2	40-0	2	23	13	2	71	2.2
2022-23	UW	31-31	846/27.3	108-153	.706	0-0	.000	58-84	.690	72	150	222	7.2	89-4	18	47	50	15	274	8.8
2023-24	UW	32-16	541/16.9	67-87	.770	0-0	.000	34-69	.493	44	127	171	5.3	77-5	10	34	27	7	168	5.3
2024-25	Nebr	24-18	347/14.5	34-43	.791	0-0	.000	10-21	.476	23	58	81	3.4	40-0	17	25	12	7	78	3.3
TOTAL FOR Nebr		24-18	347/14.5	34-43	.791	0-0	.000	10-21	.476	23	58	81	3.4	40-0	17	25	12	7	78	3.3
TOTAL		142-65	2211/15.6	264-360	.733	0-0	.000	127-232	.547	182	414	596	4.2	280-10	49	137	113	35	655	4.6

MISC. STATS

Category	2024-25	Career*
10+ Points	2	24
20+ Points	0	2
30+ Points	0	0
40+ Points	0	0
Double-Doubles	0	6
10+ Rebounds	0	10
10+ Assists	0	0
Led NU in Scoring	0	0
Led NU in Reb.	2	2
Led NU in Assists	0	0

*-includes Washington and Fresno State

SEASON/CAREER HIGHS

Points	
Season:	12, South Dakota (11/27/24)
College Career:	21, Stanford (1/12/23)
Rebounds	
Season:	7, at Northwestern (2/16/25)
College Career:	14, Two times (last, 2/22/24)
Field Goals	
Season:	6, South Dakota (11/27/24)
College Career:	9, UCLA (1/1/23)
3-Point Field Goals	
Season:	None
College Career:	None
Free Throws	
Season:	3, Ohio State (2/9/25)
College Career:	6, UC San Diego (11/28/23)
Free Throw Attempts	
Season:	3, Four times (last, 2/16/25)
College Career:	7, Three times (last, 2/22/24)
Assists	
Season:	2, Five times (last, 1/22/25)
College Career:	3, Three times (last, 1/14/23)
Steals	
Season:	2, vs. Murray State (12/22/24)
College Career:	2, Five times (last, 2/17/24)
Blocks	
Season:	2, Two times (last, 2/16/25)
College Career:	6, Cal Poly (12/13/22)
Minutes Played	
Season:	22:38, at Northwestern (2/16/25)
College Career:	42:05, Arizona State (1/26/23)

2024-25 GAME BY GAME

Opponent	Date	GS	MIN	Total		3-Pointers		Free throws		Rebounds				PF	A	TO	BLK	STL	PTS	AVG	
				FG-FGA	PCT	3FG-3FGA	PCT	FT-FTA	PCT	OFF	DEF	TOT	AVG								
UTRGV	11/04/2024	*	10:17	0-2	.000	0-0	.000	0-3	.000	1	3	4	4.0	2	2	2	0	0	0.0		
Bethune-Cookman	11/09/2024	*	20:14	4-6	.667	0-0	.000	1-1	1.000	1	3	4	4.0	2	1	2	1	0	9	4.5	
vs Saint Mary's (CA)	11/17/2024	*	20:34	0-1	.000	0-0	.000	0-0	.000	2	1	3	3.7	1	0	3	1	0	0	3.0	
at Creighton	11/22/2024	*	11:11	0-0	.000	0-0	.000	0-0	.000	1	5	6	4.3	4	0	0	0	1	0	2.3	
South Dakota	11/27/2024	*	21:11	6-6	1.000	0-0	.000	0-0	.000	1	4	5	4.4	2	1	0	0	1	12	4.2	
North Florida	12/01/2024	*	14:45	2-2	1.000	0-0	.000	1-2	.500	0	4	4	4.3	2	2	2	0	0	5	4.3	
at Michigan St.	12/07/2024	*	10:50	0-1	.000	0-0	.000	0-0	.000	1	1	2	4.0	4	0	1	0	1	0	3.7	
Indiana	12/13/2024	*	15:22	2-2	1.000	0-0	.000	0-0	.000	0	3	3	3.9	1	0	3	0	0	4	3.8	
vs Murray St.	12/22/2024	*	15:11	1-1	1.000	0-0	.000	0-0	.000	1	2	3	3.8	1	1	2	0	2	2	3.6	
at Hawaii	12/23/2024	*	21:07	3-4	.750	0-0	.000	0-0	.000	2	3	5	3.9	1	1	1	1	0	6	3.8	
vs Oregon St.	12/25/2024	*	15:53	0-0	.000	0-0	.000	0-0	.000	1	1	2	3.7	3	1	0	0	0	0	3.5	
Southern U.	12/30/2024	*	15:13	1-2	.500	0-0	.000	1-1	1.000	3	2	5	3.8	2	0	2	2	0	3	3.4	
UCLA	01/04/2025	*	15:18	1-1	1.000	0-0	.000	0-1	.000	1	2	3	3.8	1	0	0	0	1	2	3.3	
at Iowa	01/07/2025	*	16:34	2-2	1.000	0-0	.000	0-0	.000	0	2	2	3.6	2	2	0	0	0	4	3.4	
at Purdue	01/12/2025	*	14:36	2-2	1.000	0-0	.000	0-0	.000	1	0	1	3.5	1	1	1	1	0	4	3.4	
Rutgers	01/16/2025	*	16:34	3-3	1.000	0-0	.000	0-3	.000	3	3	6	3.6	1	2	0	1	0	6	3.6	
at Maryland	01/19/2025	*	03:46	0-0	.000	0-0	.000	0-0	.000	0	2	2	3.5	0	0	0	0	0	0	3.4	
Southern California	01/22/2025	*	11:31	0-0	.000	0-0	.000	0-0	.000	1	3	4	3.6	1	2	0	0	0	0	3.2	
at Oregon	02/02/2025		07:09	0-0	.000	0-0	.000	0-2	.000	1	0	1	3.4	1	0	0	1	1	0	3.0	
at Washington	02/05/2025		03:37	1-1	1.000	0-0	.000	0-0	.000	0	1	1	3.3	2	0	1	0	0	2	3.0	
Ohio St.	02/09/2025		07:15	1-1	1.000	0-0	.000	3-3	1.000	0	2	2	3.2	1	0	1	0	0	5	3.0	
Maryland	02/13/2025		18:23	0-0	.000	0-0	.000	2-2	1.000	2	2	4	3.3	3	1	1	1	0	2	3.0	
at Northwestern	02/16/2025		22:38	4-5	.800	0-0	.000	2-3	.667	0	7	7	3.4	1	0	2	2	0	10	3.3	
at Penn St.	02/19/2025		18:17	1-1	1.000	0-0	.000	0-0	.000	0	2	2	3.4	1	0	1	1	0	2	3.3	
Totals			18	347:26	34-43	.791	0-0	.000	10-21	.476	23	58	81	3.4	40	17	25	12	7	78	3.3

Player Averages

Games Played	Minutes/ game	Points/ game	FG Pct	3FG Pct	FT Pct	Rebounds/ game	Assists/ game	Turnovers/ game	Assist/Turnover ratio	Steals/ game	Blocks/ game
24	14.5	3.3	79.1	0.0	47.6	3.4	0.7	1.0	0.7	0.3	0.5



HENRY BURT

SOPHOMORE • FORWARD • 6-7 • 222 • OMAHA, NEB. • ELKHORN SOUTH

- Third-year sophomore walk-on who provides depth in the frontcourt as he has made four appearances
- Played the final minute of the win over South Dakota and the final 2:06 of the win over North Florida
- Had a basket as he played the final 1:40 in the win over FDU
- Saw action in seven games in 2023-24, tallying two points and three rebounds in 10 minutes of work
- Scored his first career basket against Florida A&M and grabbed rebounds against Florida A&M, Stony Brook and Michigan
- Helped Elkhorn South to a 16-9 record and the school's first-ever Class A (largest class) state tournament appearance in 2022
- Honorable-mention Class A all-state pick after averaging 12.6 points and 6.1 rebounds per game

2024-25 HONORS

MISC. STATS

Category	2024-25	Career
10+ Points	0	0
20+ Points	0	0
30+ Points	0	0
40+ Points	0	0
Double-Doubles	0	0
10+ Rebounds	0	0
10+ Assists	0	0
Led NU in Scoring	0	0
Led NU in Reb.	0	0
Led NU in Assists	0	0

SEASON/CAREER HIGHS

Points	
Season:	2, FDU (11/13/24)
College Career:	2, Two times (last, 11/13/24)
Rebounds	
Season:	
College Career:	1, Three times (last, 2/10/23)
Field Goals	
Season:	1, FDU (11/13/24)
College Career:	1, Two times (last, 11/13/24)
3-Point Field Goals	
Season:	
College Career:	None
Free Throws	
Season:	
College Career:	None
Free Throw Attempts	
Season:	
College Career:	2, Florida A&M (11/9/23)
Assists	
Season:	
College Career:	None
Steals	
Season:	
College Career:	None
Blocks	
Season:	
College Career:	None
Minutes Played	
Season:	1:40, FDU (11/13/24)
College Career:	2:37, Lindenwood (11/6/23)

CAREER STATS

			Field Goals		3-Point		F-Throws		Rebounds								Scoring			
SEASON	TEAM	GP-GS	MIN/AVG	FG-FGA	FG%	3FG-3FGA	3FG%	FT-FTA	FT%	OFF	DEF	TOT	AVG	PF-FO	A	TO	BLK	STL	PTS	AVG
2023-24	Nebr	7-0	10/1.4	1-2	.500	0-1	.000	0-2	.000	0	3	3	0.4	1-0	0	0	0	0	2	0.3
2024-25	Nebr	4-0	7/1.7	1-4	.250	0-1	.000	0-0	.000	0	0	0	0.0	1-0	0	0	0	0	2	0.5
TOTAL		11-0	16/1.5	2-6	.333	0-2	.000	0-2	.000	0	3	3	0.3	2-0	0	0	0	0	4	0.4

2024-25 GAME BY GAME

Opponent	Date	GS	MIN	Total		3-Pointers		Free throws		Rebounds				PF	A	TO	BLK	STL	PTS	AVG
				FG-FGA	PCT	3FG-3FGA	PCT	FT-FTA	PCT	OFF	DEF	TOT	AVG							
FDU	11/13/2024		01:40	1-2	.500	0-1	.000	0-0	.000	0	0	0	0.0	0	0	0	0	0	2	2.0
South Dakota	11/27/2024		00:56	0-0	.000	0-0	.000	0-0	.000	0	0	0	0.0	0	0	0	0	0	0	1.0
North Florida	12/01/2024		02:03	0-1	.000	0-0	.000	0-0	.000	0	0	0	0.0	1	0	0	0	0	0	0.7
Southern U.	12/30/2024		02:00	0-1	.000	0-0	.000	0-0	.000	0	0	0	0.0	0	0	0	0	0	0	0.5
Totals			0 06:39	1-4	.250	0-1	.000	0-0	.000	0	0	0	0.0	1	0	0	0	0	2	0.5

Player Averages

Games Played	Minutes/game	Points/game	FG Pct	3FG Pct	FT Pct	Rebounds/game	Assists/game	Turnovers/game	Assist/Turnover ratio	Steals/game	Blocks/game
4	1.7	0.5	25.0	0.0	0.0	0.0	0.0	0.0	0.0	0.0	0.0



2024-25 HONORS

RIENK MAST

SENIOR • FORWARD • 6-10 • 260 • GRONINGEN, NETHERLANDS • BRADLEY

- All-Big Ten performer who will miss the 2024-25 season after knee surgery in May of 2024
- Was a third-team All-Big Ten honoree by the coaches, as he averaged 12.3 ppg, 7.5 rpg and 3.0 apg, leading NU in rebounding and assists
- Reached double figures 20 times in 2023-24, including a career-high 34 points vs. Ohio State, including six 3-pointers, along with 10 rebounds
- Totaled six double-doubles, which was the most by a Husker since 2007-08
- Spent the summer of 2023 playing for the Netherlands National Team as they tried to qualify for the 2024 Olympics. He averaged 6.0 points, 6.0 rebounds and 1.3 assists in the 2023 FIBA Olympic Pre-Qualifying Tournament and was second on the team in rebounds per game
- Played three seasons at Bradley, totaling 1,001 points and 657 rebounds after missing the 2019-20 season because of injury
- Earned first-team All-Missouri Valley Conference honors in 2022-23, leading Bradley in scoring (13.8 ppg) and rebounding (8.0 rpg) while shooting 51 percent from the floor and 35 percent from 3-point range.
- Graduated from Bradley with a degree in physics in May of 2023 and is working on a master's degree in applied science

CAREER STATS

				Field Goals		3-Point		F-Throws		Rebounds								Scoring		
SEASON	TEAM	GP-GS	MIN/AVG	FG-FGA	FG%	3FG-3FGA	3FG%	FT-FTA	FT%	OFF	DEF	TOT	AVG	PF-FO	A	TO	BLK	STL	PTS	AVG
2020-21	BRAD	28-19	657/23.4	93-192	.484	33-92	.359	21-29	.724	46	118	164	5.9	43-0	37	33	13	8	240	8.6
2021-22	BRAD	31-31	852/27.5	138-290	.476	27-95	.284	57-82	.695	81	180	261	8.4	54-0	44	49	29	17	360	11.6
2022-23	BRAD	29-29	834/28.8	162-313	.518	24-68	.353	53-72	.736	64	168	232	8.0	62-0	70	52	15	18	401	13.8
2023-24	Nebr	32-32	951/29.7	148-342	.433	42-122	.344	57-68	.838	61	180	241	7.5	63-1	95	58	16	13	395	12.3
TOTAL FOR Nebr		32-32	951/29.7	148-342	.433	42-122	.344	57-68	.838	61	180	241	7.5	63-1	95	58	16	13	395	12.3
TOTAL		120-111	3294/27.5	541-1137	.476	126-377	.334	188-251	.749	252	646	898	7.5	222-1	246	192	73	56	1396	11.6

2024-25 GAME BY GAME

MISC. STATS

Category	2024-25	Career*
10+ Points	0	76
20+ Points	0	12
30+ Points	0	2
40+ Points	0	0
Double-Doubles	0	26
10+ Rebounds	0	30
10+ Assists	0	0
Led NU in Scoring	0	6
Led NU in Reb.	0	15
Led NU in Assists	0	6

*Includes Bradley

SEASON/CAREER HIGHS

Points	
Season:	
College Career:	34, Ohio State (1/23/24)
Rebounds	
Season:	
College Career:	16, Florida A&M (11/9/23)
Field Goals	
Season:	
College Career:	13, Ohio State (1/23/24)
3-Point Field Goals	
Season:	
College Career:	6, Ohio State (1/23/24)
Free Throws	
Season:	
College Career:	7, Two times (last, 12/17/22)
Free Throw Attempts	
Season:	
College Career:	9, Two times (last, 12/17/22)
Assists	
Season:	
College Career:	8, Michigan (2/10/24)
Steals	
Season:	
College Career:	3, Two times (last, 12/22/22)
Blocks	
Season:	
College Career:	3, Two times (last, 3/3/23)
Minutes Played	
Season:	
College Career:	38, Three times (last, 2/1/24)

2024-25 BOXSCORES

NEBRASKA 87, UTRGV 67



Official Basketball Box Score - Final
UTRGV at Nebraska
11/04/24 Pinnacle Bank Arena, Lincoln
2024-25 Men's Basketball

Game Time: 7:01 PM
Game Duration: 2:06
Attendance: 14,305

Officials: Kelly Pfeifer, Chad Barlow, Jourdan Love

UTRGV - 67

Record: 0-1

NO. Name	Min	FG M-A	3P M-A	FT M-A	Rebounds OR DR TOT	Fouls PF FD	TP	AS	TO	ST	Blocks BS BA	+/-
3 Dekedran Thorn	F 25:41	4-10	3-7	0-0	0 3 3	4 1	11	1	4	0	0 1	-11
33 Tommy Gankhyag	C 19:06	4-5	3-4	0-1	1 2 3	4 1	11	1	3	0	0 0	-8
10 Cliff Davis	G 30:11	4-12	4-10	0-0	2 5 7	3 0	12	0	1	0	0 1	-8
4 Hasan Abdul Hakim	G 28:55	2-7	0-4	0-0	1 6 7	3 2	4	6	1	2	0 0	-18
25 Trey Miller	G 22:27	2-6	0-3	2-2	1 1 2	4 3	6	1	7	0	0 0	-26
4 K.T. Raimey	27:47	5-13	2-8	2-2	0 1 1	0 4	14	0	1	1	0 0	-7
5 Howie Fleming Jr.	15:39	2-4	1-2	2-4	1 1 1	2 3	7	2	2	0	0 0	-8
12 Kwo Agwa	05:32	0-0	0-0	0 1 1	4 0	0 0	0	0	0	0 0	0 0	-5
23 Isaiah Barganier	03:21	0-2	0-0	0-0	0 0 0	1 0	0	0	0	1 0	0 0	-3
21 Marshal Destremau	10:45	0-0	0-0	0 2 2	4 1	0 0	1	0	0	0 0	0 0	0
2 Jaylen Washington	10:37	1-3	0-1	0-0	0 1 1	0 0	2	0	0	0 0	0 0	-6
Team					1 1 2	0 0	0	0	0	0	0	0
Totals		24-62	13-41	6-9	9 23 32	27 15	67	11	20	4	0 2	-20

Technical Fouls: NONE

Shooting By Period
1 st FG% 11-30 36.7%
3PT% 8-25 32.0%
FT% 6-9 66.7%
2 nd FG% 13-32 40.6%
3PT% 5-16 31.3%
FT% 0-0 0%
GMFG% 24-62 38.7%
3PT% 13-41 31.7%
FT% 6-9 66.7%

Dead Ball Rebounds: 1, 0

Nebraska - 87

Record: 1-0

NO. Name		Min	FG M-A	3P M-A	FT M-A	Rebounds OR DR TOT	Fouls PF FD	TP	AS	TO	ST	Blocks BS BA	+/-
4 Juwan Gary	F	25:22	2-8	1-4	4-4	2 2 4	2 2 9	0	2	1	0	0	26
9 Berke Buyukuncel	F	26:35	3-4	0-0	0-0	1 5 6	3 1 6	2	1	2	0	0	21
34 Braxton Meah	C	10:17	0-2	0-0	0-3	1 3 4	2 3 0	0	2	2	0	0	5
3 Brice Williams	G	27:47	8-18	1-6	10-11	1 4 5	0 6 27	0	2	0	0	0	8
24 Rolife Worster	G	29:25	6-7	1-1	5-9	2 7 9	1 9 18	3	3	4	1	0	21
23 Andrew Morgan		20:22	3-6	0-0	4-6	2 3 5	3 4 10	0	0	0	0	0	6
0 Connor Essegian		23:16	4-5	3-4	2-2	0 4 4	1 2 13	2	2	1	0	0	15
2 Ahron Ulis		10:35	0-1	0-1	0-0	1 1 2	1 0 0	2	0	1	0	0	-1
12 Gavin Griffiths		13:59	2-5	0-3	0-0	1 2 3	1 0 4	0	0	0	1	0	4
1 Sam Holberg		12:23	0-1	0-0	0-0	0 0 0	1 0 0	0	1	0	0	0	-5
Team						0 0 0	0 0	0	0	0	0	0	0
Totals			28-57	6-19	25-35	11 31 42	15 27 87	11 13	9	2	0	20	

Technical Fouls: NONE

Shooting By Period
1 st FG% 12-23 52.2%
3PT% 2-7 28.6%
FT% 16-23 69.6%
2 nd FG% 16-34 47.1%
3PT% 4-12 33.3%
FT% 9-12 75%
GMFG% 28-57 49.1%
3PT% 6-19 31.6%
FT% 25-35 71.4%

Dead Ball Rebounds: 5, 0

	UTRGV	NEB
Biggest lead	2 (1 st 9:30)	20 (2 nd 0:18)
Best Scoring Run	7 (2 nd 9:14)	12 (2 nd 2:40)
Lead Changes	10	
Times Tied	5	
Time with Lead	03:21	33:20

Points from	UTRGV	NEB
Turnovers	11	26
Paint	18	40
Second Chance	15	10
Fast Breaks	0	9
Bench	23	27

Period by Period Scoring			
	1st	2nd	TOT
UTRGV	36	31	67
NEB	42	45	87

NEBRASKA 63, BETHUNE-COOKMAN 58



Official Basketball Box Score - Final
Bethune-Cookman at Nebraska
11/09/24 Pinnacle Bank Arena, Lincoln
2024-25 Men's Basketball

Game Time: 7:01 PM
Game Duration: 2:05
Attendance: 15,138

Officials: Jeffrey Anderson, Amy Bonner, Scott Brown

Bethune-Cookman - 58

Record: 0-2

NO. Name	Min	FG M-A	3P M-A	FT M-A	Rebounds OR DR TOT	Fouls PF FT	TP	AS	TO	ST	Blocks BS BA	+/-
12 Jesus Carralero Martin	F 34:21	4-9	1-5	0-0	0 4 4	2 1	9	4	5	2	2 0	-8
15 Reggie Ward Jr.	F 25:14	2-5	1-1	4-5	2 5 7	5 3	9	0	3	0	1 1	4
22 Daniel Rouzan	F 15:34	2-5	0-1	0-0	0 2 2	2 0	4	0	0	0	0 0	-10
2 Brayon Freeman	G 22:47	3-11	2-6	0-0	0 3 3	1 1	8	0	3	2	0 1	-9
5 Gianni Hunt	G 35:32	4-8	2-4	0-0	3 3 6	3 3	10	4	6	0	0 0	-3
33 David Onanina	16:12	2-5	0-0	1-2	0 4 4	4 3	0	1	0	2	0 6	
21 Jarrell Love	03:51	0-1	0-0	0-0	1 0 1	1 1	0	0	2	0	0 0	-7
32 Jerome Beya	04:19	0-1	0-0	0-0	0 0 0	0 2	0	0	0	0	0 1	-4
1 Trey Thomas	24:34	3-12	2-5	0-0	0 2 2	1 2	8	2	2	1	0 1	0
3 Seneca Willoughby	04:28	0-0	0-0	0-0	1 0 1	0 0	0	0	0	0	0 0	-2
10 Kali Camara	13:08	2-5	1-4	0-0	4 3 7	2 2	5	1	0	0	0 0	8
Team					1 1 2	0 0	0	0	0	0	0 0	
Totals		22-62	9-26	5-7	12 27 39	23 13	58	11	22	5	5 4	-5

Technical Fouls: NONE

Shooting By Period
1 st FG% 10-28 35.7%
3PT% 4-10 40.0%
FT% 0 0 0%
2 nd FG% 12-34 35.3%
3PT% 5-16 31.3%
FT% 5-7 71.4%
GMFG% 22-62 35.5%
3PT% 9-26 34.6%
FT% 5-7 71.4%

Dead Ball Rebounds: 2, 0

Nebraska - 63

Record: 2-0

No. Name	Min	FG M-A	3P M-A	FT M-A	Rebounds OR DR TOT	Fouls PF FD	TP	AS	TO	ST	Blocks BS BA	+/-
4 Juwan Gary	F 31:19	4-10	0-1	3-4	2 7 9	0 2	11	1	1	5	0 0	0
9 Berke Buyukuncel	F 25:31	2-6	0-3	2-2	2 5 7	0 3	6	0	1	0	2 0	8
34 Braxton Meah	C 20:14	4-6	0-0	1-1	1 3 4	2 2	9	1	2	0	1 1	-3
3 Brice Williams	G 25:54	2-6	2-4	4-5	1 2 3	3 6	10	2	6	1	0 0	-2
24 Rolife Worster	G 23:19	1-5	1-3	2-2	1 0 1	0 1	5	2	5	2	0 1	9
0 Connor Essegian	14:11	2-6	0-3	4-4	1 1 2	1 3	8	0	1	0	0 1	3
2 Ahron Ulis	16:41	1-5	0-3	3-4	3 2 5	2 2	5	1	0	0	0 0	-4
23 Andrew Morgan	11:15	2-4	0-0	2-3	0 3 3	2 3	6	0	2	0	1 1	8
12 Gavin Griffiths	13:12	1-2	1-2	0-0	2 2 2	3 0	3	0	0	0	0 0	7
1 Sam Holberg	18:24	0-5	0-3	0-1	0 2 2	1 1	0	1	0	3	0 1	-1
Team					2 1 3	0 0	0	0	0	0	0	0
Totals		19-55	4-22	21-26	13 28 41	14 23	63	11	18	11	4 5	5

Technical Fouls: Ulis 2nd 10:21

	BEC	NEB
Biggest lead	6 (1 st 14:54)	16 (2 nd 13:55)
Best Scoring Run	8 (2 nd 10:21)	9 (2 nd 13:55)
Lead Changes	2	
Times Tied	2	
Time with Lead	08:34	26:17

Points from Turnovers	BEC	NEB
Turnovers	12	21
Paint	24	30
Second Chance	8	11
Fast Breaks	4	19
Bench	18	22

Period by Period Scoring			
	1st	2nd	TOT
BEC	24	34	58
NEB	29	34	63

NEBRASKA 86, FDU 60



Official Basketball Box Score - Final
FDU at Nebraska
11/13/24 Pinnacle Bank Arena, Lincoln, Neb.
2024-25 Men's Basketball

Game Time: 7:01 PM
Game Duration: 1:57
Attendance: 14,473

Officials: Earl Walton, Michael Irving, Rob Kueneman

FDU - 60

Record: 1-3

NO. Name		Min	FG M-A	3P M-A	FT M-A	Rebounds OR DR TOT	Fouls PF FD	TP	AS	TO	ST BS BA	+/-
7 Bismark Nsiah	F	22:41	1-2	0-0	0-1	0 2 2	3 1 2	1	2	0	0 0	-10
13 Jo'el Emanuel	F	29:45	4-10	0-5	2-2	0 4 4	3 1 10	4	0	0	0 0	-15
2 Terrence Brown	G	35:55	9-18	2-4	3-4	0 8 8	2 6 23	1	4	3	0 2	-20
8 Ahmed Barba-Bey	G	26:34	3-8	3-4	1-2	0 2 2	4 3 10	3	1	0	0 1	-27
20 Dylan Jones	G	32:19	4-11	2-8	0-0	2 1 3	0 0 10	1	2	0	1 0	-21
24 Brayden Reynolds		19:45	1-3	0-1	0-0	2 3 5	3 1 2	1	4	1	2 0	-8
12 Cameron Tweedy		15:43	1-4	0-0	1-2	1 1 3	3 2 3	1	1	2	0 3	-2
35 Jacob Warren		05:10	0-0	0-0	0-0	0 0 0	1 0 0	0	0	0	0 0	-15
1 Jameel Morris		07:00	0-1	0-1	0-0	0 0 0	1 0 0	0	1	0	0 0	-6
15 Josiah Francis		03:10	0-0	0-0	0-0	0 1 1	2 0 0	0	1	0	0 0	-3
5 Chidube Elwommadu		01:58	0-0	0-0	0-0	0 0 0	0 0 0	0	0	0	0 0	-3
Team						1 2 3	0 0 0	0	1	0	0 0	
Totals			23-57	7-23	7-11	7 24 31	21 15 60	12	17	6	3 6	-26

Technical Fouls: NONE

Shooting By Period
1 st FG% 14-32 43.8%
3PT% 3-10 30.0%
FT% 14-17 82.4%
2 nd FG% 14-33 42.4%
3PT% 4-13 30.8%
FT% 3-4 75%
GMFG% 23-57 40.4%
3PT% 7-23 30.4%
FT% 7-11 63.6%

Dead Ball Rebounds: 2, 0

Nebraska - 86

Record: 3-0

NO. Name	Min	FG M-A	3P M-A	FT M-A	Rebounds OR DR TOT	Fouls PF FD	TP	AS	TO	ST	Blocks BS BA	+/-
4 Juwan Gary	F 29:37	5-9	2-5	7-8	0 2 2	0 5	19	5	1	2	2 0	12
9 Berke Buyuktuncel	F 25:16	4-6	1-3	3-4	3 4 7	3 2	12	3	1	0	1 0	16
0 Connor Essegian	G 16:31	2-9	2-7	2-2	0 2 2	3 1	8	0	1	0	0 0	5
3 Brice Williams	G 26:09	2-9	0-2	6-7	3 3 6	2 4	10	1	0	1	1 1	10
24 Rolife Worster	G 19:13	3-8	0-2	2-2	1 3 4	0 2	8	1	1	1	0 0	7
12 Gavin Griffiths	22:46	3-7	2-6	0-0	0 5 5	2 0	8	2	1	2	0 0	9
1 Sam Holberg	23:20	1-4	0-0	0-0	2 3 5	0 1	2	3	1	3	0 1	22
23 Andrew Morgan	07:26	1-2	0-0	2-3	1 1 2	2 3	4	0	1	0	0 0	3
2 Ahron Ulis	19:38	4-5	0-1	0-1	0 3 3	3 2	8	3	1	1	0 0	14
31 Gale Jacobsen	06:44	1-2	0-1	0-0	2 2 4	0 0	2	2	0	1	0 0	12
8 Jeff Grace	01:40	1-2	0-0	1-1	1 0 1	0 1	3	0	0	0	0 1	5
35 Henry Burt	01:40	1-2	0-1	0-0	0 0 0	0 0	2	0	0	0	0 0	
Team					1 1 2	0	0	0				19

NEBRASKA 74, NO. 14 CREIGHTON 63



Official Basketball Box Score - Final
Nebraska at #14 Creighton
11/29/24 CHI Health Center Omaha, Omaha
2024-25 Creighton Men's Basketball

Game Time: 7:01 PM
Game Duration: 2:11
Attendance: 18,475

Officials: Pat Driscoll, James Breeding, Keith Kimble

Record: 4-1												
NO. Name	Min	FG M-A	3P M-A	FT M-A	Rebounds OR DR TOT	Fouls PF FO	TP	AS	TO	ST	Blocks BS BA	+/-
4 Juwan Gary	F 33:43	6-13	2-5	2-2	2 5 7	4 1	16	1	0	2	0 0 11	
9 Berke Buyuktuncel	F 22:26	4-7	1-3	3-4	1 8 9	4 3	12	2	2	0 0 8		
34 Braxton Meah	C 11:11	0-0	0-0	0-0	1 5 6	4 1	0	0	1	0 0 9		
3 Brice Williams	G 31:25	4-12	0-1	8-8	0 2 2	1 5	16	0	1	1 0 0 1		
24 Rolie Worster	G 30:20	4-11	0-2	3-4	1 3 4	4 2	11	2	1	2 0 2 4		
23 Andrew Morgan	18:36	1-3	0-1	0-2	2 2 4	2 2	2	3	1	1 0 0 1		
0 Connor Essegian	21:20	4-6	1-2	6-9	0 2 2	0 4	15	0	0	0 0 1 8		
2 Ahron Ulis	11:08	1-3	0-1	0-1	0 0 0	0 1	1	2	0	1 1 0 0 5		
1 Sam Hoberg	14:53	0-1	0-0	0-0	0 2 2	3 0	0	0	0	0 0 1 0 9		
12 Gavin Griffiths	03:52	0-1	0-0	0-0	0 1 1	0 0	0	0	0	1 0 0 0 4		
31 Cale Jacobsen	01:06	0-0	0-0	0-0	0 0 0	0 0	0	0	0	0 0 0 0 5		
Team					0 0 0							
Totals		24-57	4-16	22-30	7 30 37	22 19	74	8	7	10	1 3 11	

Technical Fouls: NONE

Record: 4-1												
NO. Name	Min	FG M-A	3P M-A	FT M-A	Rebounds OR DR TOT	Fouls PF FO	TP	AS	TO	ST	Blocks BS BA	+/-
41 Isaac Traudt	F 14:50	0-2	0-0	0-0	0 3 3	0 0	0	0	1	0 0 0 -12		
11 Ryan Kalkbrenner	C 38:37	0-1	0-1	4-8	5 6 11	4 10	4	2	1	0 1 0 -8		
1 Steven Ashworth	G 35:28	4-13	4-13	4-4	0 0 1	2 4	16	4	7	0 0 0 -10		
2 Pop Isaacs	G 34:30	7-18	5-12	6-8	0 7 7	4 4	25	1	3	1 0 0 -10		
8 Kamiya Neal	G 35:16	4-8	1-4	1-1	0 4 4	2 1	10	4	2	2 1 0 -9		
23 Mason Miller	14:33	0-3	0-3	0-0	2 2 2	4 0	0	1	2	0 0 0 3		
13 Jackson McAndrew	17:10	2-6	2-6	2-0	0 5 5	2 1	8	0	0	0 1 0 2		
33 Fredrick King	01:23	0-0	0-0	0-0	0 1 1	1 0	0	0	0	0 0 0 -3		
0 Jasen Green	07:01	0-0	0-0	0-0	0 0 0	0 2	0	0	0	1 0 0 -3		
9 Ty Davis	00:40	0-1	0-1	0-0	0 0 0	0 0	0	0	0	0 0 0 -2		
12 Shane Thomas	00:32	0-0	0-0	0-0	0 0 0	0 0	0	0	0	0 0 0 -3		
Team					1 2 3							
Totals		17-52	12-42	17-23	8 29 37	19 22	63	12	17	4 3 1 -11		

Technical Fouls: NONE

	NEB	CU	Points from				Period by Period Scoring			
Biggest lead	18 (1 st 2:53)	0 (1 st 20:00)	Turnovers	22	7		1st	2nd	TOT	
Best Scoring Run	11 (1 st 2:53)	6 (1 st 1:32)	Paint	28	10					
Lead Changes	0		Second Chance	9	3	NEB	35	39	74	
Times Tied	1		Fast Breaks	4	12					
Time with Lead	38:11	00:00	Bench	19	8	CU	24	39	63	

Shooting By Period				
1 st FG%	12-32	37.5%		
3PT%	5-20	25.0%		
FT%	5-6	83.3%		
2 nd FG%	10-27	37.0%		
3PT%	7-22	31.8%		
FT%	12-17	70.6%		
GM FG%	17-52	32.7%		
3PT%	12-42	28.6%		
FT%	17-23	73.9%		
Dead Ball Rebounds: 3 0				

NEBRASKA 96, SOUTH DAKOTA 79



Official Basketball Box Score - Final
South Dakota at Nebraska
11/27/24 Private Bank Arena, Lincoln
2024-25 Men's Basketball

Game Time: 5:35 PM
Game Duration: 2:03
Attendance: 15,172

Officials: Brian Dorsey, Edwin Young, Brian McNitt

South Dakota - 79													
Record: 6-3													
NO.	Name	Min	FG M-A	3P M-A	FT M-A	Rebounds OR DR TOT	Fouls PF FO	TP	AS	TO	ST	Blocks BS BA	+/-
54	Cameron Fens	C 24:12	3-5	0-0	2-2	2 1 3	1 1	8	1	0	0	1	0 -8
1	Kaleb Stewart	G 21:47	3-10	2-7	0-0	5 5 0	0 0	1	8	3	1	0 0 3	
3	Max Burchill	G 14:03	1-1	0-0	0-0	1 0 1	1 0	2	1	4	0	0 0 -14	
9	Chase Forte	G 21:16	7-14	3-7	3-4	0 0 0	3 2	20	0	3	1	0 0 -22	
23	Paul Bruns	G 27:49	2-6	2-6	0-0	0 5 5	2 0	6	3	0	1	0 0 -21	
11	Quadrine Bullock	25:27	5-12	0-3	6-8	2 1 3	1 6	16	1	2	3 0 1	0 -8	
21	Jake Brack	12:54	0-1	0-1	0-2	0 1 1	3 1	0	0	0	0 0 0	0 2	
12	Isaac Bruns	21:04	3-7	1-3	5-7	1 1 2	3 1	12	0	0	0 0 0	1 -7	
32	Ashton Smith	12:56	0-0	0-0	0-0	1 5 6	2 0	0	0	1 0 1	0 0	-7	
2	Shay Eberwein	16:38	2-4	0-1	3-4	1 2 3	2 2	7	3	1 0 1	0 0	0	
0	Mayuom Buom	01:54	0-0	0-0	0-0	0 0 0	0 0	0	0	0 0 0	0 0	-3	
Team													
Totals			26-60	8-28	19-27	9 24 33	16 16	79	12	12	6 3 2	-17	

Technical Fouls: NONE

Record: 5-1												
NO. Name	Min	FG M-A	3P M-A	FT M-A	Rebounds OR DR TOT	Fouls PF FO	TP	AS	TO	ST	Blocks BS BA	+/-
4 Juwan Gary	F 02:22	0-1	0-1	0-0	0 1 1	0 0	0	0	0	0 0 0 0 0		
9 Berke Buyuktuncel	F 12:29	2-3	0-1	2-2	3 3 6	0 1	6	3	3	1 0 0 0 11		
34 Braxton Meah	C 21:11	6-6	0-0	0-0	1 4 5	2 0	12	1	0	1 0 0 0 25		
3 Brice Williams	G 27:14	7-11	4-6	3-4	0 0 0	4 2	21	4	2	3 0 0 0 25		
24 Rolie Worster	G 28:36	1-4	0-1	4-5	0 8 8	1 4	6	6	1	1 1 0 0 20		
0 Connor Essegian	32:36	10-22	6-15	3-3	0 2 2	2 2	29	5	1	0 0 1 19		
23 Andrew Morgan	17:53	1-3	1-1	5-6	4 3 7	1 4	8	2	1	0 1 0 13		
1 Sam Hoberg	23:47	4-6	1-2	0-0	0 2 2	1 1	9	1	2	3 0 0 11		
2 Ahron Ulis	11:24	1-4	1-2	0-1	1 1 2	0 1	3	1	2	1 0 1 -1		
12 Gavin Griffiths	10:01	1-5	0-2	0-0	1 3 4	0 1	2	0	0	0 0 0 0 -9		
31 Cale Jacobsen	10:35	0-3	0-2	0-0	0 1 1	1 1	0	1	0	0 0 0 0 -4		
8 Jeff Grace	00:56	0-0	0-0	0-0	1 0 1	0 0	0	0	0	0 0 0 0 -2		
35 Henry Burt	00:56	0-0	0-0	0-0	0 0 0	0 0	0	0	0	0 0 0 0 -2		
Team					3 1 4							
Totals		33-68	13-33	17-21	14 29 43	16 16	96	24	10	2 3 17		

Technical Fouls: NONE

		SDK	NEB
Biggest lead	0 (1 st 20:00)	23 (2 nd 17:35)	
Best Scoring Run	7 (1 st 6:57)	10 (1 st 5:26)	
Lead Changes	0		
Times Tied	1		
Time with Lead	00:00	39:28	
		Points from Turnovers	SDK NEB
		18 12	
		Paint	SDK NEB
		36 38	
		Second Chance	SDK NEB
		13 7	
		Fast Breaks	SDK NEB
		7 12	
		Bench	SDK NEB
		35 51	

NEBRASKA 103, NORTH FLORIDA 72



Official Basketball Box Score - Final
North Florida at Nebraska
12/01/24 Private Bank Arena, Lincoln
2024-25 Men's Basketball

Game Time: 3:07 PM
Game Duration: 1:48
Attendance: 15,369

Officials: Keith Kimble, Verne Harris, Jason Phillips

Record: 5-3												
NO. Name	Min	FG M-A	3P M-A	FT M-A	Rebounds OR DR TOT	Fouls PF FO	TP	AS	TO	ST	Blocks BS BA	+/-
10 Josh Harris	F 14:52	3-6	0-1	2-4	0 4 4	2 4	8	0	0	0 0 0 -17		
0 Jasai Miles	G 29:17	6-16	2-8	0-1	1 7 8	2 1	14	3	1	1 0 1 -17		
2 Nate Literas	G 25:47	6-9	4-7	1-1	1 2 3	5 2	17	0	1	0 0 0 -13		
4 Jaylen Smith	G 21:48	3-6	2-5	4-4	1 1 2	3 12	6	5	0	0 0 0 -11		
33 Oscar Berry	G 18:20	2-4	2-4	0-0	0 0 0	3 0	6	0	1	0 0 0 -8		
7 Liam Murphy	19:16	3-12	3-10	1-2	1 4 5	1 1	10	0	0	0 0 1 -9		
11 Karmir Onil	20:12	0-5	0-5	0-0	0 1 1	2 1	0	1	0	0 0 0 -21		
3 Mason Lee	15:54	1-1	1-1	0-0	0 0 0	2 0	3	0	3	1 1 0 -13		
55 Ametri Moss	18:12	1-3	0-0	0-0	2 3 5	0 0	2	3	3	0 0 1 -20		
5 Dante Oliver	12:11	0-2	0-2	0-0	0 2 2	1 0	0	0	2	0 0 0 -16		
24 Nestor Dyachok	04:11	0-1	0-0	0-0	0 0 0	1 1	0	0	0	0 0 0 -10		
Team					3 2 5							
Totals		25-65	14-43	8-12	10 27 37	19 12	72	13	16	2 1 4 -31		

Technical Fouls: NONE

Nebraska - 103				Record: 6-1				Technical Fouls: NONE						
NO. Name	Min	FG M-A	3P M-A	FT M-A	Rebounds OR DR TOT	Fouls PF FO	TP	AS	TO	ST	Blocks BS BA	+/-		
4 Juwan Gary	F 23:14	7-12	1-4	3-4	1 4 5	1 4	18	0	0	0	2 0 16			
34 Braxton Meah	C 14:45	2-2	0-0	1-2	0 4 4	2 3	5	2	2	0	0 0 22			
0 Connor Essegian	G 21:12	8-10	6-8	0-0	0 4 4	2 1	22	2	1	2	0 0 17			
3 Brice Williams	G 31:01	6-11	2-5	3-3	0 1 1	1 4	17	6	1	0	0 0 21			
24 Rolie Worster	G 15:56	2-4	0-0	0-0	0 2 2	0 4	4	3	0	0	0 0 12			
23 Andrew Morgan	17:22	5-11	0-1	3-6	3 6 9	1 4	13	0	0	0	0 0 1			
1 Sam Hoberg	15:32	3-3	1-1	0-0	0 3 3	0 0	7	1	0	4	0 0 14			
2 Ahron Ulis	22:01	4-7	1-2	1-2	0 1 1	1 1	10	3	0	2	0 0 17			
12 Gavin Griffiths	18:48	1-4	0-2	0-0	1 3 4	2 0	2	2	1	2	0 0 14			
31 Cale Jacobsen	16:03	1-2	0-1	1-1	0 1 1	1 2	3	0	3	2	0 0 17			
8 Jeff Grace	02:03	1-2	0-0	0-0	0 1 1	0 0	2	0	0	0	0 0 2			
35 Henry Burt	02:03	0-1	0-0	0-0	0 0 0	1 0	0	0	0	0	0 0 2			
Team					1 2 3		0	0						
Totals		40-69	11-24	12-18	6 32 38	12 19	103	22	6	12	4 1 31			

2024-25 BOXSCORES

NEBRASKA 85, INDIANA 68



Official Basketball Box Score - Final
Indiana at Nebraska
12/13/24 Pinnacle Bank Arena, Lincoln
2024-25 Men's Basketball

Game Time: 7:03 PM
Game Duration: 2:06
Attendance: 14,635

Officials: Earl Walton, Doug Simmons, Kelly Pfeifer

Indiana - 68

Record: 8-3 (1-1)

NO.	Name	Min	FG	3P	FT	Rebounds	Fouls	TP	AS	TO	ST	Blocks	BS	BA	+/-
			M-A	M-A	M-A	OR DR TOT	PF FD								
5	Malik Reneau	F 19:42	3-6	0-1	6-8	2 1 3	4 4	12	1	0	0	0	0	0	-14
21	Mackenzie Mgbako	F 13:21	1-4	0-0	0-0	2 3 5	3 0	2	1	0	0	1	0	-5	-5
11	Oumar Ballo	C 31:04	3-4	0-0	2-4	4 7 11	2 3 8	1	2	0	1	1	2	0	-16
1	Myles Rice	G 28:19	8-13	1-4	3-4	1 2 3	4 3 11	20	1	3	4	0	-20	0	-20
32	Trey Galloway	G 32:26	3-12	3-9	1-2	1 0 1	1 2 10	3	2	0	0	0	0	-24	-24
8	Bryson Tucker	24:36	1-9	1-5	2-2	2 3 5	0 3 5	5	0	1	0	1	0	0	1
9	Kanaan Carlyle	13:25	1-7	0-5	0-0	0 1 1	3 0 2	2	1	1	0	0	0	10	10
10	Luke Goode	27:14	3-10	3-10	0-0	2 2 4	3 1 9	1	0	1	0	1	1	-18	-18
3	Anthony Leal	09:53	0-0	0-0	0-0	0 1 1	0 0 0	0	0	0	0	0	0	0	1
Team						1 0 1	0 0 0	0	0	0	0				
Totals			23-65	8-35	14-20	15 20 35	20 16 68	10 9 7	3 1	-17	-17				

Technical Fouls: NONE

Nebraska - 85

Record: 7-2 (1-1)

NO.	Name	Min	FG M-A	3P M-A	FT M-A	Rebounds OR DR TOT	Fouls PF FD	TP	AS	TO	ST	Blocks BS	+/-	
4	Juwan Gary	F 31:50	5-10	2-4	2-3	1 4 5	4 4	14	1	2	0	0	1	21
9	Berke Buyuktuncel	F 20:04	2-3	1-1	0-0	0 5 5	3 0	5	3	2	0	0	0	3
34	Braxton Meah	C 15:22	2-2	0-0	0-0	0 3 3	1 2	4	0	3	0	0	0	4
3	Brice Williams	G 34:25	10-15	2-3	8-11	0 6 6	1 7	30	5	2	1	0	2	25
24	Rollie Worster	G 18:20	2-3	0-1	0-0	0 2 2	3 1	4	2	1	1	0	0	18
23	Andrew Morgan	17:56	4-5	0-0	2-4	2 3 5	2 2	10	1	1	1	1	0	9
0	Connor Essegian	27:42	4-7	2-3	3-4	0 3 3	1 2	13	0	1	0	0	0	6
2	Ahron Ulis	16:41	1-4	1-2	0-2	0 2 2	1 1	3	2	1	1	0	0	-7
1	Sam Holberg	15:03	0-0	0-0	2-2	0 1 1	0 1	2	2	1	1	0	0	4
31	Cale Jacobsen	02:37	0-0	0-0	0-0	0 1 1	0 0	0	0	0	0	0	0	2
Team						2 0 2			0	0				
Totals			30-49	8-14	17-26	6 29 35	16 20	85	16	14	5	1	3	17

Technical Fouls: NONE

	IND	NEB
Biggest lead	4 (1 st 11:09)	17 (2 nd 0:30)
Best Scoring Run	8 (1 st 11:09)	10 (2 nd 3:31)
Lead Changes	6	
Times Tied		
Time with Lead	05:08	32:49

Points from	IND	NEB
Turnovers	14	14
Paint	24	36
Second Chance	10	8
Fast Breaks	12	4
Bench	16	28

Period by Period Scoring	1st	2nd	TOT
IND	41	27	68
NEB	44	41	85

Shooting By Period	1st	2nd	3rd	4th	FT	GMFG
FG%	13-29	44.8%				
3PT%	5-15	33.3%				
FT%	10-14	71.4%				
2nd FG%	10-36	27.8%				
3PT%	3-20	15.0%				
FT%	4-6	66.7%				
GMFG%	23-65	35.4%				
3PT%	8-35	22.9%				
FT%	14-20	70.0%				

Dead Ball Rebounds: 4, 0

NEBRASKA 66, MURRAY STATE 49



Official Basketball Box Score - Final
Nebraska at Murray St.
12/22/24 Simpfl Arena at Stan Sheriff Center, Honolulu
2024-25 Men's Basketball

Game Time: 4:00 PM
Game Duration: 1:54
Attendance: 5,049

Officials: Keith Kimble, John Floyd, Crystal Hogen

Nebraska - 66

Record: 8-2

NO.	Name		Min	FG	3P	FT	Rebounds	Fouls	TP	AS	TO	ST	Blocks	BS	+/-
				M-A	M-A	M-A	OR DR TOT	PF FD							
4	Juwan Gary	F	22:45	2-8	0-0	5-5	0 3 3	4 4	9	1	0	0	1	1	21
9	Berke Buyuktuncel	F	25:31	3-6	0-2	0-0	2 7 9	2 1	6	0	1	1	1	1	6
34	Braxton Meah	C	15:11	1-1	0-0	0-0	1 2 3	1 2	2	1	2	2	0	0	4
3	Brice Williams	G	29:31	4-10	1-3	0-0	0 2 2	2 0	9	2	2	2	0	0	7
24	Rollie Worster	G	23:46	4-5	0-1	3-4	1 6 7	2 5	11	2	0	0	0	0	7
0	Connor Essegian		32:05	5-13	5-10	0-0	0 2 2	0 0	15	0	3	0	0	1	13
23	Andrew Morgan		22:55	6-7	0-0	0-0	1 11 12	1 0	12	0	2	0	1	0	16
1	Sam Holberg		22:35	1-3	0-1	0-0	0 1 1	0 0	2	1	1	1	0	0	8
31	Cale Jacobsen		05:41	0-0	0-0	0-0	0 0 0	0 0	0	0	1	0	0	0	3
Team							1 0 1	0		0	1				
Totals				26-53	6-17	8-9	6 34 40	12 12	66	6	15	6	4	3	17

Technical Fouls: NONE

Murray St. - 49

Record: 6-5

NO.	Name	Min	FG	3P	FT	Reb	Tot	Fouls	PF	TP	AS	TO	ST	Blocks	BS	BA	+/-		
			M-A	M-A	M-A	OR	DR	Reb	Fouls										
23	Nick Ellington	F 21:21	0-2	0-0	1-4	1	4	5	2	3	1	0	0	0	0	0	1		
0	Kylen Milton	G 33:52	7-15	3-7	2-4	0	4	4	1	5	18	1	1	2	0	0	-14		
7	AJ Ferguson	G 37:19	2-7	1-4	3-4	0	3	3	2	2	8	1	1	2	0	1	-8		
9	Terence Harcum	G 34:01	1-13	1-8	0-0	0	0	0	0	0	0	0	1	1	0	0	-11		
24	JaCobi Wood	G 34:18	3-11	1-5	0-0	1	2	3	0	0	7	5	5	0	0	1	-16		
13	Aiden Applewhite	09:31	1-2	1-2	2-2	0	1	1	3	1	5	0	0	0	0	0	-8		
2	KyeRon Lindsay	18:39	3-4	0-0	0-1	3	4	7	2	1	6	0	1	0	2	1	-13		
11	Justin Morgan	10:59	0-1	0-1	0-0	0	0	0	0	0	0	1	0	0	0	0	-11		
Team						2		1	3			0	0						
Totals			17-55			7-27	8-15	7	19	26	12	12	49	7	10	5	3	4	-17

Technical Fouls: NONE

	Neb	Murray
Biggest lead	23 (2 nd 18:50)	0 (1 st 20:00)
Best Scoring Run	16 (1 st 9:05)	7 (1 st 7:44)
Lead Changes	0	
Times Tied	0	
Time with Lead	38:44	00:00

Points from	Neb	Murray
Turnovers	7	7
Paint	32	18
Second Chance	4	8
Fast Breaks	4	7
Bench	29	11

Period by Period Scoring	1st	2nd	TOT
Neb	34	32	66
Murray	14	35	49

NEBRASKA 69, HAWAII 55



Official Basketball Box Score - Final
Nebraska at Hawaii
12/23/24 Simpfl Arena at Stan Sheriff Center, Honolulu
2024-25 Men's Basketball

Game Time: 6:30 PM
Game Duration: 1:57
Attendance: 4,511

Officials: Bart Lennox, Edwin Young, Anthony Burris

Nebraska - 69

Record: 9-2

NO.	Name	Min	FG	3P	FT	Rebounds	Fouls	TP	AS	TO	ST	Blocks	BS	BA	+/-		
			M-A	M-A	M-A	OR DR TOT	PF FD										
4	Juwan Gary	F 31:01	8-10	3-4	2-2	1	3	4	4	2	21	0	3	1	2	0	19
9	Berke Buyuktuncel	F 27:42	1-7	0-3	0-1	4	5	9	2	2	2	1	1	3	1	0	16
34	Braxton Meah	C 21:07	3-4	0-0	0-0	2	3	5	1	2	6	1	1	0	1	0	14
3	Brice Williams	G 33:33	10-18	4-5	8-8	0	2	2	1	6	32	3	2	2	0	0	16
24	Rollie Worster	G 32:43	2-9	0-3	0-0	0	1	4	5	1	4	3	3	0	0	0	14
0	Connor Essegian	20:48	1-4	0-1	0-0	1	1	2	0	0	2	0	0	0	0	1	5
1	Sam Holberg	20:35	1-2	0-1	0-0	0	0	0	1	2	2	1	1	1	0	0	-2
23	Andrew Morgan	12:01	0-1	0-0	0-0	0	1	1	3	0	0	1	0	1	0	0	-5
31	Cale Jacobsen	00:31	0-0	0-0	0-0	0	0	0	0	0	0	0	0	0	0	0	-3
Team						0	0	0	0			0	0				
Totals			26-55	7-17	10-11	9	19	28	13	15	69	10	12	8	4	1	14

Technical Fouls: NONE

Hawaii - 55

Record: 7-4

NO.	Name	Min	FG	3P	FT	OR	DR	TOT	Fouls	TP	AS	TO	ST	Blocks		+/-	
			M-A	M-A	M-A				PF					BS	BA		
5	Gylis Nemeika	F 23:42	0-5	0-4	1-2	0	4	4	4	2	1	0	2	0	1	0	-19
32	Tanner Christensen	C 22:03	0-1	0-0	3-4	0	4	4	2	3	0	0	0	0	0	0	-11
0	Kody Williams	G 23:54	5-5	0-0	0-0	0	1	1	1	1	10	2	5	0	0	0	-4
4	Marcus Greene	G 25:24	4-10	3-6	0-0	1	1	2	2	0	11	0	2	0	0	1	-14
22	Ryan Rapp	G 32:13	4-11	0-4	1-2	2	2	4	1	2	9	1	1	3	0	0	-14
2	Tom Beattie	25:35	2-7	0-1	0-0	0	0	0	1	0	4	1	0	1	0	3	-5
20	Jerome Palm	07:34	0-0	0-0	0-0	0	1	1	1	0	1	0	0	0	0	0	-2
14	Harry Roulidoff	14:46	2-2	0-0	3-5	1	1	2	3	7	1	1	0	0	0	0	0
34	Akira Jacobs	19:34	3-6	2-5	2-2	2	1	3	2	1	10	0	0	0	0	0	2
30	Aaron Khushan-Clayton	03:50	0-0	0-0	0-0	0	1	1	0	0	0	0	1	0	0	0	-3
6	Osia Obasohan	08:28	0-0	0-0	0-0	0	0	0	0	0	0	0	0	0	0	0	0
8	AJ Economou	00:28	0-0	0-0	0-0	0	0	0	0	0	0	0	0	0	0	0	0
10	Logan Robeson	00:28	0-0	0-0	0-0	0	0	0	0	0	0	0	0	0	0	0	0
Totals			20-47	5-20	10-15	9	18	27	15	13	55	5	16	4	1	4	-14

NEBRASKA 77, SOUTHERN 43



Official Basketball Box Score - Final
Southern U. at Nebraska
12/30/24 Pinnacle Bank Arena, Lincoln
2024-25 Men's Basketball

Game Time: 8:10 PM
Game Duration: 1:59
Attendance: 14,855

Officials: Earl Walton, Anthony Burris, Daniel Nguyen

Southern U. - 43

Record: 5-8

NO. Name	Min	FG M-A	3P M-A	FT M-A	Rebounds OR DR TOT	Fouls PF FO	TP	AS	TO	ST	Blocks BS BA	+/-	
1 Da'Marion Jones	F 24:42	1-5	0-1	0-2	2 2 4	2 3	2	1	1	0	1	0	-27
8 Dionjah Thomas	F 19:08	3-7	0-0	0-1	4 0 4	4 2	6	0	1	1	0	2	-7
2 Joe Manning	G 15:08	1-6	0-1	0-2	1 3 4	4 2	2	3	0	0	0	1	-5
4 Derrick Tezeno	G 25:51	3-5	0-0	0-4	3 3 6	1 4	8	1	1	2	2	0	-27
11 Jordan Johnson	G 15:59	0-7	0-1	0-2	0 3 3	0 1	1	0	0	0	0	0	-17
0 Brentley Noel	G 13:30	1-4	0-1	1-2	2 0 2	2 2	3	0	0	1	1	1	-18
0 Andre Nunley	24:52	0-3	0-2	0-1	2 6 8	1 2	0	2	0	3	0	0	-20
3 Cam Ambrose	22:16	1-9	0-4	0-0	0 0 0	2 0	2	2	2	0	0	0	-26
12 AJ Barnes	07:22	0-1	0-0	0-0	0 1 1	1 0	0	1	1	1	0	0	-9
24 PJ Dobiul	16:54	2-6	0-0	0-2	0 4 4	0 1	6	0	1	1	2	1	-8
5 Jayce Depron	14:18	5-14	3-9	0-0	0 0 0	0 0	13	0	0	0	0	0	-6
Team					3 0 3		0						
Totals		17-67	3-24	6-16	17 22 39	17 17	43	10	8	9	4	5	-34

Technical Fouls: NONE

Nebraska - 77

Record: 11-2

NO. Name	Min	FG M-A	3P M-A	FT M-A	Rebounds OR DR TOT	Fouls PF FO	TP	AS	TO	ST	Blocks BS BA	+/-	
4 Juwan Gary	F 22:52	3-8	1-4	2-4	0 2 2	3 2	9	3	0	1	0	16	
9 Berke Buyuktuncel	F 29:39	2-7	1-5	1-2	1 8 9	1 2	6	1	1	0	2	30	
34 Braxton Meah	C 15:13	1-2	0-0	1-1	3 2 5	2 5	3	0	2	0	2	10	
3 Brice Williams	G 29:45	3-5	1-3	4-5	1 6 7	2 2	11	4	5	1	0	22	
24 Rollee Worster	G 26:33	3-7	2-3	0-1	1 3 4	0 2	8	6	0	0	0	18	
0 Connor Essegian	26:45	6-13	6-12	2-2	0 6 6	4 1	20	3	0	3	0	13	
23 Andrew Morgan	14:55	4-5	0-0	2-3	1 2 3	1 2	10	1	1	0	0	12	
1 Sam Holberg	17:29	1-2	0-1	0-0	0 4 4	3 1	2	5	1	0	0	12	
31 Cale Jacobsen	08:57	0-0	0-0	0-0	2 2 0	0 0	0	2	1	1	0	14	
12 Gavin Griffiths	03:54	3-3	2-2	0-0	0 2 2	1 0	8	0	0	0	1	9	
8 Jeff Grace	02:00	0-0	0-0	0-0	0 0 0	0 0	0	0	0	0	0	7	
35 Henry Burt	02:00	0-1	0-0	0-0	0 0 0	0 0	0	0	0	0	0	1	
Team					1 3 4		0		0				
Totals		26-53	13-30	12-18	8 40 48	17 17	77	22	14	3	5	4	34

Technical Fouls: NONE

	SOU	NEB
Biggest lead	0 (1 st 20:00)	34 (2 nd 0:11)
Best Scoring Run	9 (2 nd 5:49)	11 (1 st 5:08)
Lead Changes	0	
Times Tied	0	
Time with Lead	00:00	39:04

Points from	SOU	NEB
Turnovers	8	9
Paint	22	22
Second Chance	12	5
Fast Breaks	6	7
Bench	24	40

Period by Period Scoring	1st	2nd	TOT
SOU	15	28	43
NEB	39	38	77

NEBRASKA 66, NO. 15 UCLA 58



Official Basketball Box Score - Final
UCLA at Nebraska
01/06/25 Pinnacle Bank Arena, Lincoln
2024-25 Men's Basketball

Game Time: 1:10 PM
Game Duration: 2:11
Attendance: 15,167

Officials: Paul Szek, Randy Richardson, D.J. Christensen

UCLA - 58

Record: 11-3 (2-1)

NO. Name		Min	FG M-A	3P M-A	FT M-A	Rebounds OR DR TOT	Fouls PF FO	TP	AS	TO	ST	Blocks BS BA	+/-	
34 Tyler Bilodeau	F	33:12	6-9	1-3	2-2	1 4 5	3 2	15	0	1	0	0	-2	
0 Kobe Johnson	G	32:31	3-9	1-6	1-1	2 9 11	5 1	8	3	2	1	0	0	3
2 Dylan Andrews	G	18:39	1-6	0-4	0-0	0 3 3	3 0	2	1	4	0	0	-4	
12 Sebastian Mack	G	28:28	3-11	0-4	3-5	1 2 3	5 7	9	6	4	3	0	2	
55 Sky Clark	G	30:41	4-8	0-3	1-1	2 1 3	3 2	9	1	1	0	0	-8	
1 Trent Perry		09:37	0-1	0-0	0-0	0 1 1	0 0	0	0	1	0	0	-10	
15 Adaj Mara		11:05	2-2	0-0	1-2	0 1 1	2 1	5	1	0	1	2	0	0
8 Dominick Harris		08:29	0-2	0-2	0-0	0 1 1	2 1	0	0	2	0	0	-9	
10 Lazar Stefanovic		27:19	3-9	2-6	2-2	0 4 4	1 2	10	1	0	0	0	-12	
Team						0 2 2		0						
Totals			22-57	4-28	10-13	6 28 34	24 16	58	13	15	5	2	1	-8

Technical Fouls: NONE

Nebraska - 66

Record: 12-2 (2-1)

NO. Name	Min	FG M-A	3P M-A	FT M-A	Rebounds OR DR TOT	Fouls PF FO	TP	AS	TO	ST	Blocks BS BA	+/-
4 Juwan Gary	F 28:04	3-7	3-5	1-2	1 3 4	2 2	10	0	1	2	1	1 5
9 Berke Buyuktuncel	F 22:30	1-8	1-3	1-2	3 6 9	4 2	4	0	3	0	0	0 2
34 Braxton Meah	C 15:18	1-1	0-0	0-1	1 2 3	1 2	2	0	0	1	0	0 -11
3 Brice Williams	G 33:24	2-12	1-5	11-12	0 6 6	1 8	16	2	3	1	0	1 -1
24 Rollee Worster	G 26:40	3-9	1-3	4-4	0 4 4	1 2	11	2	0	0	0	0 3
0 Connor Essegian	20:41	0-6	0-2	0-2	0 3 3	0 1	2	3	1	2	0	0 24
23 Andrew Morgan	21:01	4-5	0-1	4-4	2 1 3	4 6	12	1	5	1	0	0 11
1 Sam Holberg	22:22	2-3	1-2	2-2	0 3 3	2 1	7	2	0	3	0	0 10
2 Ahron Uls	09:19	1-1	0-0	0-0	0 0 0	1 0	2	1	0	0	0	0 1
31 Cale Jacobsen	00:42	0-0	0-0	0-0	0 0 0	0 0	0	0	0	0	0	0 0
Team					2 2 4		0	0				
Totals		17-52	7-25	25-29	9 30 39	16 24	66	11	13	10	1 2	8

Technical Fouls: NONE

	UCL	NEB
Biggest lead	7 (1 st 16:30)	13 (2 nd 7:15)
Best Scoring Run	15 (1 st 6:09)	15 (1 st 9:56)
Lead Changes	9	
Times Tied	4	
Time with Lead	13:33	21:24

Points from	UCL	NEB
Turnovers	13	17
Paint	26	20
Second Chance	2	11
Fast Breaks	6	10
Bench	15	23

Period by Period Scoring	1st	2nd	TOT
UCL	24	34	58
NEB	24	42	66

IOWA 97, NEBRASKA 87 (OT)



Official Basketball Box Score - Final
Nebraska at Iowa
01/07/25 Carver-Hawkeye Arena, Iowa City, Iowa
2024-25 Men's Basketball

Game Time: 7:00 PM
Game Duration: 2:16
Attendance: 7,812

Officials: Tim Connor, Michael Reed, Jason Phillips

Nebraska - 87

Record: 12-3 (2-2)

NO. Name		Min	FG M-A	3P M-A	FT M-A	Rebounds OR DR TOT	Fouls PF FO	TP	AS	TO	ST	BS Bk BA	+/-
4 Juwan Gary	F	36:17	5-21	0-3	3-4	8 5 13	4 2	13	1	2	2	1	2 -4
9 Berke Buyuktuncel	F	18:43	3-5	1-1	1-3	1 2 3	1 3	8	2	1	2	2 0 -9	
34 Braxton Meah	C	16:34	2-2	0-0	0-0	0 2 2	2 1	4	2	0	0	0 0 1	
3 Brice Williams	G	38:31	10-20	4-9	4-4	0 4 4	3 3	28	2	3	2	0 3 -8	
24 Rollee Worster	G	35:29	6-9	0-1	2-7	1 3 4	2 5	14	1	1	2	1 0 -6	
23 Andrew Morgan		20:27	3-5	1-2	1-2	2 2 4	0 2	8	0	0	0	0 0 -9	
0 Connor Essegian		24:59	2-7	2-6	0-0	1 3 4	3 0	6	2	0	2	0 1 -4	
1 Sam Holberg		25:19	2-2	1-1	1-2	0 5 5	5 1	6	3	4	1	0 0 -7	
2 Ahron Uls		07:23	0-0	0-0	0-0	0 0 0	0 0	0	1	1	0	0 0 -7	
31 Cale Jacobsen		01:06	0-0	0-0	0-0	0 0 0	0 0	0	0	2	0	0 0 -5	
8 Jeff Grace		00:12	0-0	0-0	0-0	0 0 0	1 0	0	0	0	0	0 0 -1	
Team						1 1 2		0					
Totals			33-71	9-23	12-22	14 27 41	21 17	87	14	14	11	4 6	10

Technical Fouls: 0

Technical Fouls: NONE

Iowa - 97

Record: 11-4 (2-2)

NO. Name	Min	M.A	M.A	M.A	OR DR TOT	PF	FO	TP	AS	TO	ST	ES	BA	+/-
13 Ladi Dembele	F 12:18	0-0	0-0	0-0	1 2 3	3	2	0	1	0	0	0	0	-5
20 Payton Sandfort	F 35:07	8-15	6-10	8-9	0 6 6	4	5	30	4	4	1	1	1	9
32 Owen Freeman	F 38:34	5-12	0-1	5-6	3 5 8	5	3	15	1	1	1	4	1	20
2 Brock Harding	G 38:41	1-8	1-5	5-6	1 3 4	2	6	8	7	6	0	0	1	11
4 Josh Dix	G 44:38	10-14	7-10	4-4	0 6 6	0	2	31	7	1	4	1	1	10
7 Seydou Traore	10:34	1-1	0-0	0-0	0 0 0	0	0	2	0	1	0	0	0	4
24 Pryce Sandfort	34:46	4-11	3-9	0-0	1 3 4	1	1	11	3	0	1	0	0	15
14 Carter Kingsbury	08:58	0-0	0-0	0-0	0 2 2	2	2	0	0	0	0	0	0	-10
0 Even Brauns	01:23	0-0	0-0	0-0	0 0 0	0	0	0	0	0	0	0	0	-4
Team					0 3 3			0						
Totals		29-61	17-35	22-25	6 30 36	17	21	97	23	13	7	6	4	10

Technical Fouls: NONE

	NEB	IOWA
Biggest lead	15 (2 nd 14:54)	11 (1 st OT 3:33)
Best Scoring Run	14 (1 st 3:04)	9 (1 st OT 3:04)
Lead Changes	6	
Times Tied	5	
Time with Lead	22:18	18:56

Points from	NEB	IOWA
Turnovers	15	15
Paint	42	22
Second Chance	12	11
Fast Breaks	9	13
Bench	20	13

Period by Period Scoring	1st	2nd	OT1	TOT
NEB	34	42	11	87
IOWA	31	45	21	97

NO. 20 PURDUE 104, NEBRASKA 68



Official Basketball Box Score - Final
Nebraska at Purdue
01/12/25 Mackey Arena, West Lafayette
2024-25 Men's Basketball

Game Time: 12:00 PM
Game Duration: 1:43
Attendance: 14,876

Officials: Jeffrey Anderson, Doug Simons, Kevin Brl

Nebraska - 68

Record: 12-4 (2-3)

NO. Name	Min	FG M-A	3P M-A	FT M-A	Rebounds OR DR TOT	Fouls PF FO	TP	AS	TO	ST	Blocks BS BA	+/-	
4 Juwan Gary	F 28:48	4-10	0-5	2-2	1 0 1	2 1	10	0	2	0	0	1	-27
9 Berke Buyuktuncel	F 25:19	3-5	2-4	0-0	0 3 3	1 2	8	1	2	4	0	0	-14
34 Braxton Mosh	G 14:32	1-2	0-0	0-0	1 1 2	1 1	1	0	0	0	1	1	-14
3 Brice Williams	G 20:03	2-8	0-2	5-5	1 4 5	0 2	9	4	4	1	0	0	-24
24 Rolife Worster	R 15:27	2-4	0-2	1-1	0 2 2	1 1	5	1	1	0	0	0	-19
23 Andrew Morgan	16:45	1-3	0-0	0-0	0 0 0	1 0	2	1	3	0	0	2	-21
0 Connor Essegian	21:46	6-13	3-10	2-3	0 5 5	0 3	17	3	2	1	0	0	-15
1 Sam Hoiberg	23:20	3-3	1-1	0-0	1 0 1	2 0	7	4	1	2	0	0	-17
2 Ahron Ulys	15:55	3-4	0-1	0-0	0 0 0	1 0	6	0	1	0	0	0	-13
24 Jalen Smith	G 21:02	0-2	0-0	0-0	0 0 0	0 0	0	0	0	0	0	0	-17
31 Calle Jacobsen	02:47	0-0	0-0	0-0	0 0 0	0 0	0	0	0	0	0	0	-2
8 Jeff Gary	01:18	0-0	0-0	0-0	0 0 0	0 0	0	0	1	0	0	0	-1
Team					0 2 2		0	0					
Totals		26-54	6-27	10-11	4 16 20	10 9	68	15	17	9	2	3	-36

2024-25 BOXSCORES

RUTGERS 85, NEBRASKA 82



Official Basketball Box Score - Final
Rutgers at Nebraska
01/16/25 Pinnacle Bank Arena, Lincoln
2024-25 Men's Basketball

Game Time: 8:10 PM
Game Duration: 2:12
Attendance: 13,999

Officials: Terry Oglestey, Todd Austin, Delore Carr

Rutgers - 85

Record: 10-8 (3-4)

NO. Name	Min	FG M-A	3P M-A	FT M-A	Rebounds OR DR TOT	Fouls PF FO	TP	AS	TO	ST	Blocks BS BA	+/-
9 Dylan Grant	F 22:19	7-8	1-1	0-0	2 1 3	2 0 15	0	0	0	1	0	-10
24 Lathan Sommerville	C 14:54	1-4	0-0	0-0	0 0 0	4 1 2	0	1	0	0	0	-15
2 Dylan Harper	G 35:01	8-17	3-8	2-5	1 4 5	3 4 21	4	4	1	0	0	0
4 Ace Bailey	G 35:54	8-16	4-7	4-6	4 7 11	4 5 24	4	3	1	3	2	1
5 Tyson Acuff	G 08:08	0-2	0-0	0-0	1 0 1	0 0 0	0	0	0	0	0	-11
25 Jeremiah Williams	20:36	3-7	1-5	0-0	3 0 3	2 1 7	3	0	1	0	0	11
99 Zach Martini	18:12	4-5	3-4	0-0	1 1 2	1 0 11	1	0	0	1	0	14
1 Jamichael Davis	12:13	0-4	0-1	0-0	0 0 0	1 0 0	2	0	0	0	1	2
21 Emmanuel Ogbole	24:13	1-1	0-0	0-2	4 7 11	2 2 2	2	0	1	0	0	17
0 Jordan Derkack	08:30	1-3	0-1	1-1	1 2 3	1 2 3	0	0	0	0	0	0
Team					0 1 1	0 0						
Totals		33-67	12-29	7-14	17 23 40	20 15 85	16	8	4	6	2	3

Technical Fouls: NONE

Shooting By Period
1 st FG% 16-32 50.0%
3PT% 5-11 45.5%
FT% 7-18 38.9%
GM FG% 33-67 49.3%
3PT% 12-29 41.4%
FT% 7-14 50.0%

Dead Ball Rebounds: 1, 0

Nebraska - 82

Record: 12-5 (2-4)

NO. Name	Min	FG M-A	3P M-A	FT M-A	Rebounds OR DR TOT	Fouls PF FO	TP	AS	TO	ST	Blocks BS BA	+/-
4 Juwan Gary	F 33:54	6-13	2-6	6-8	2 5 7	1 5 20	2	1	0	2	0	0
9 Berke Buyuktuncel	F 21:16	0-4	0-2	0-0	2 1 3	4 0 0	6	2	2	0	0	10
34 Braxton Meah	C 18:34	3-3	0-0	0-3	3 3 6	1 5 6	6	2	2	0	1	9
3 Brice Williams	G 35:22	8-15	3-7	2-2	1 3 4	1 2 21	3	2	0	1	1	-3
24 Rollie Worster	G 26:35	1-4	0-0	8-10	1 6 7	3 5 10	5	1	1	0	1	14
1 Sam Holberg	16:49	0-1	0-0	0-0	1 0 1	2 0 0	3	1	1	0	1	-14
23 Andrew Morgan	19:18	5-9	0-0	1-3	2 2 4	1 2 11	0	0	0	0	0	-11
0 Connor Essegian	23:38	4-11	4-7	0-0	2 2 2	1 0 12	1	0	0	0	2	-10
2 Ahron Ulis	06:23	1-2	0-0	0-1	2 2 2	1 1 2	0	0	1	0	0	-8
8 Jeff Grace	00:10	0-0	0-0	0-0	0 0 0	0 0 0	0	0	0	0	0	-2
Team					5 1 6	0 1						
Totals		28-62	9-22	17-27	19 23 42	15 20 82	17	7	5	2	6	-3

Technical Fouls: NONE

	RUT	NEB
Biggest lead	5 (2 nd 2:22)	9 (1 st 13:40)
Best Scoring Run	9 (2 nd 2:22)	8 (2 nd 17:32)
Lead Changes	13	
Times Tied	10	
Time with Lead	09:29	24:02
Points from Turnovers	12	8
Paint	40	30
Second Chance	19	25
Fast Breaks	8	6
Bench	23	25
Period by Period Scoring		
1st	2nd	TOT
RUT	40	85
NEB	37	82

MARYLAND 69, NEBRASKA 66



Official Basketball Box Score - Final
Nebraska at Maryland
01/16/25 XFINITY Center, College Park
2024-25 Men's Basketball

Game Time: 12:00 PM
Game Duration: 1:59
Attendance: 11,069

Officials: Michael Irving, Kelly Pfeifer, Thomas Nunez

Nebraska - 66

Record: 12-6 (2-5)

NO. Name	Min	FG M-A	3P M-A	FT M-A	Rebounds OR DR TOT	Fouls PF FO	TP	AS	TO	ST	Blocks BS BA	+/-
4 Juwan Gary	F 34:58	3-9	0-2	0-0	2 5 7	2 1 6	0	2	1	1	2	0
9 Berke Buyuktuncel	F 22:48	3-5	2-2	0-1	1 3 4	5 2 8	0	2	0	0	0	3
34 Braxton Meah	C 03:46	0-0	0-0	0-0	2 2 0	0 0 0	0	0	0	0	0	-4
3 Brice Williams	G 32:46	6-14	0-3	2-2	1 3 4	2 3 14	3	2	3	1	1	-9
24 Rollie Worster	G 24:54	2-5	0-0	0-0	1 1 1	1 0 4	1	1	1	0	1	-8
0 Connor Essegian	12:55	2-4	0-0	0-0	1 1 1	0 1 6	0	2	0	0	0	-3
23 Andrew Morgan	24:05	7-12	0-2	3-6	1 4 5	0 4 17	0	3	1	0	2	-7
1 Sam Holberg	16:21	3-3	2-2	0-0	0 1 1	3 0 8	1	0	0	0	0	7
2 Ahron Ulis	27:27	1-6	0-1	1-2	0 4 4	1 2 3	10	1	2	0	2	6
Team					4 3 7	0 0						
Totals		27-58	6-16	6-11	9 27 36	14 13 66	15	13	8	2	8	-3

Technical Fouls: NONE

Shooting By Period
1 st FG% 15-27 55.6%
3PT% 3-6 50.0%
FT% 2-2 100%
2 nd FG% 12-31 38.7%
3PT% 3-10 30.0%
FT% 2-7 28.6%
GM FG% 27-58 46.6%
3PT% 6-16 37.5%
FT% 6-11 54.5%

Dead Ball Rebounds: 3, 0

Maryland - 69

Record: 14-5 (4-4)

NO. Name	Min	FG M-A	3P M-A	FT M-A	Rebounds OR DR TOT	Fouls PF FO	TP	AS	TO	ST	Blocks BS BA	+/-
9 Seltion Miguel	F 29:55	5-14	3-8	0-0	0 1 1	1 0 13	3	2	0	1	0	3
10 Julian Reese	F 32:05	4-8	0-0	0-0	2 8 10	4 2 8	1	0	2	4	0	5
25 Denik Queen	C 26:40	0-4	0-0	0-0	3 4 5	7 1 4	3	2	3	0	0	-11
0 Ja/Kobi Gillespie	G 36:28	8-15	5-9	1-2	0 0 0	2 2 22	5	2	4	0	0	8
1 Rodney Rice	G 32:16	5-10	2-7	3-4	1 1 2	1 3 15	2	2	1	1	0	6
8 Jayhton Young	09:50	0-0	0-0	0-0	1 1 1	0 0 0	0	1	0	0	0	-5
5 DeShawn Harris-Smith	11:58	1-1	0-0	0-0	0 1 1	0 0 2	1	1	1	0	0	-2
6 Tafara Gapare	09:38	2-4	0-1	0-0	1 1 1	2 0 4	0	1	0	0	1	0
22 Jordan Geronimo	11:10	1-2	0-0	0-2	3 4 7	1 3 2	0	0	0	2	0	11
Team					0 2 2	0 1						
Totals		26-58	10-25	7-12	8 24 32	13 14 69	15	12	8	6	2	3

Technical Fouls: NONE

	NEB	UMD			Points from	NEB	UMD	Period by Period Scoring			
Biggest lead	5 (1 st 3:20)	9 (2 nd 6:47)			Turnovers	14	13		1st	2nd	TOT
Best Scoring Run	9 (2 nd 1:02)	10 (2 nd 6:47)			Paint	32	24				
Lead Changes		6			Second Chance	9	3	NEB	35	31	66
Times Tied	6				Fast Breaks	6	8				
Time with Lead	04:47	30:53			Bench	34	8	UMD	37	32	69

USC 78, NEBRASKA 73



Official Basketball Box Score - Final
Southern California at Nebraska
01/22/25 Pinnacle Bank Arena, Lincoln
2024-25 Men's Basketball

Game Time: 8:12 PM
Game Duration: 2:02
Attendance: 14,492

Officials: Jeffrey Anderson, Earl Walton, D.J. Garstetter

Southern California - 78

Record: 12-7 (4-4)

NO. Name	Min	FG M-A	3P M-A	FT M-A	Rebounds OR DR TOT	Fouls PF FO	TP	AS	TO	ST	Blocks BS BA	+/-
0 Saint Thomas	F 38:24	5-10	0-2	1-2	2 3 5	1 2 11	4	0	2	1	1	9
33 Josh Cohen	F 18:10	2-3	0-0	2-3	1 2 3	2 4 6	2	0	0	0	0	4
1 Desmond Claude	G 39:42	8-18	1-2	4-6	1 2 3	0 4 5	21	6	3	1	0	1
6 Wesley Yates III	G 31:39	4-10	0-3	9-9	0 0 0	2 3 17	0	2	4	0	1	9
7 Chibuzo Ajibo	G 38:40	0-6	0-4	2-2	5 4 9	1 3 2	0	2	0	0	0	6
8 Kevin Patton Jr.	02:04	0-0	0-0	0-0	1 0 1	1 0 0	0	1	0	0	0	-5
12 Rashawn Agee	21:48	5-8	4-6	0-0	2 6 8	3 1 14	0	1	1	0	1	-1
32 Clark Stajchert	09:25	3-6	1-4	0-0	0 0 0	2 0 7	0	0	0	0	0	-4
9 Jalen Shelley	00:08	0-0	0-0	0-0	0 1 1	0 0 0	0	0	0	0	0	1
Team					0 6 6	0 0						
Totals		27-61	6-21	18-22	12 24 36	16 18 78	12	9	8	1	4	5

Technical Fouls: NONE

Shooting By Period
1 st FG% 14-31 45.2%
3PT% 0-9 0.0%
FT% 3-4 75%
2 nd FG% 13-30 43.3%
3PT% 6-12 50.0%
FT% 15-18 83.3%
GMFG% 27-61 44.3%
3PT% 6-21 28.6%
FT% 18-22 81.8%

Dead Ball Rebounds: 1, 0

Nebraska - 73

Record: 12-7 (2-6)

NO. Name	Min	FG M-A	3P M-A	FT M-A	Rebounds OR DR TOT	Fouls PF FO	TP	AS	TO	ST	Blocks BS BA	+/-
4 Juwan Gary	F 34:36	11-19	0-5	5-6	1 2 3	0 5 27	0	2	0	1	1	-7
9 Berke Buyuktuncel	F 27:01	3-6	0-3	0-0	1 3 4	3 1 6	1	0	1	1	0	-10
34 Braxton Meah	C 11:31	0-0	0-0	0-0	0 3 3	1 1 0	2	0	0	0	0	-4
2 Ahron Ulis	G 14:21	0-1	0-0	0-0	0 3 3	1 0 0	2	0	0	0	0	-6
3 Brice Williams	G 33:26	5-12	2-8	5-5	0 4 2	3 17	2	3	2	0	0	-10
0 Connor Essegian	25:10	5-8	3-6	2-2	1 0 1	1 1 15	0	1	0	0	0	-12
23 Andrew Morgan	13:54	1-1	0-0	0-2	0 3 3	2 2 1	1	1	1	0	0	5
24 Rollie Worster	25:25	1-5	0-1	2-2	0 6 6	3 3 4	6	2	0	1	0	-3
1 Sam Holberg	14:29	1-3	0-1	0-0	0 1 1	4 0 2	0	0	2	0	0	-2
12 Gavin Griffiths	00:07	0-0	0-0	0-0	0 0 0	0 0 0	0	0	0	0	0	0
Team					2 0 2	0 0						
Totals		27-55	5-24	14-17	6 25 31	18 16 73	12	11	6	4	1	-5

Technical Fouls: NONE

	USC	NEB	Technical Fouls: NONE						
Biggest lead	6 (1 st 14:11)	6 (1 st 8:01)	Points from Turnovers	USC 16	NEB 6	Period by Period Scoring			
Best Scoring Run	7 (1 st 5:38)	9 (1 st 8:01)	Paint	32	42	USC	1st	2nd	TOT
Lead Changes	10		Second Chance	9	9		31	47	78
Times Tied	9		Fast Breaks	16	4	NEB	33	40	73
Time with Lead	23:42	12:32	Bench	21	23				

NEBRASKA 78, OREGON STATE 66



Official Basketball Box Score - Final
Nebraska at Wisconsin
01/26/25 Kohl Center, Madison
2024-25 Men's Basketball

Game Time: 12:00 PM
Game Duration: 1:45
Attendance: 16,838

Officials: Brian Dorsey, Larry Scritto, Amy Bonner

Nebraska - 55

Record: 12-8 (2-7)

NO. Name		Min	FG M-A	3P M-A	FT M-A	OR Reb	DR Reb	Fouls PF	TP	AS	TO	ST	Blocks BS BA	+/-
4 Juwan Gary	F	28:41	2-12	1-5	0-0	3	6 9	2 0	5	0	1	0	0 1	-31
9 Berke Buyuktuncel	F	29:53	3-9	1-4	0-0	0	6 6	1 2	7	0	1	1	1 0	-23
23 Andrew Morgan	F	21:39	2-5	0-1	1-3	2 3	5 2	3 3	5	1	1	0	0 1	-19
1 Sam Holberg	G	29:35	2-3	2-3	0-0	2	2 2	1 0	6	3	1	0	0 0	-23
3 Bruce Williams	G	27:55	4-12	2-5	1-2	1	2 3	2 1	11	2	4	0	1 1	-28
0 Connor Essagian		23:19	3-10	2-7	0-0	0	3 2	1 2	8	2	2	0	1 0	-10
24 Jellie Wester		22:50	3-6	1-2	0-0	3	2 2	7 4	4	1	0	1	3 0	-3
2 Alton Uye		06:28	1-3	1-3	0-0	0	0 0	0 0	3	0	0	0	0 0	-3
12 Gavin Griffiths		04:17	0-1	0-1	0-0	0	0 0	0 0	0	1	0	0	0 0	-5
31 Cale Jacobsen		03:30	0-0	0-0	1-2	0	0 0	0 1	1	0	0	0	0 0	-2
8 Jeff Grace		01:53	1-1	0-0	0-1	0	0 0	0 1	2	0	0	0	0 0	-1
Team					1 4 5									
Totals			21-62	10-30	3-8	7	28 35	11 11	55	13	12	4	4 3	-28

NEBRASKA 80, NO. 18 ILLINOIS 74 (OT)



Official Basketball Box Score - Final
Illinois at Nebraska
01/30/25 Pinnacle Bank Arena, Lincoln
2024-25 Men's Basketball

Game Time: 7:42 PM
Game Duration: 2:21
Attendance: 14,893

Officials: Jeffrey Anderson, Jason Phillips, Terry Oglesby

Illinois - 74

Record: 14-7 (6-5)

NO. Name		Min	FG M-A	3P M-A	FT M-A	Rebounds OR DR TOT	Fouls PF FD	TP	AS	TO	ST	Blocks BS BA	+/-
3 Ben Hurnichous	F	24:31	0-8	0-7	1-2	2 5 7	2 2 2	1	0	1	0	2 0	-14
21 Morez Johnson Jr.	F	24:44	2-2	0-0	1-2	2 3 5	4 2 5	0	0	1	1	3 0	8
4 Kylan Boswell	G	31:58	4-9	0-4	0-0	2 2 4	2 0 8	1	2	1	0	1 0	-6
22 Tre White	G	32:41	2-8	0-1	4-6	5 8 13	1 2 8	0	0	0	2	3 -4	
32 Kasperas Jakucionis	G	35:47	6-15	3-10	3-4	3 10 13	2 4 16	4	6	1	0	0 -10	
15 Jake Davis		19:59	1-4	1-4	0-0	0 4 4	2 1 3	1	1	0	0	0 0	-1
2 Dra Gibbs-Lawhorn		23:43	5-10	2-6	3-3	1 3 4	2 2 15	0	2	0	0	0 0	0
7 Will Riley		27:20	6-16	4-10	0-1	2 2 4	2 4 16	1	2	0	0	0 0	0
0 Carey Booth		04:18	0-1	0-0	0-0	1 0 1	1 1 0	0	0	0	0	0 0	-3
						2 1 3		0	0				
Totals			26-73	10-42	12-18	20 38 58	18 18	74	7	17	3	7 4	-6

Technical Fouls: NONE

Shooting By Period	
1 st FG%	9-32 28.1%
3PT%	3-18 16.7%
FT%	10-13 76.9%
2 nd FG%	15-29 51.7%
3PT%	7-16 43.8%
FT%	2-4 50%
OT FG%	2-12 16.7%
3PT%	0-8 0.0%
FT%	0-1 0%
GM FG%	26-73 35.6%
3PT%	10-42 23.8%
FT%	12-18 66.7%

Dead Ball Rebounds: 4, 0

NEBRASKA 77, NO. 16 OREGON 71



Official Basketball Box Score - Final
Nebraska at Oregon
02/02/25 Matthew Knight Arena, Eugene
2024-25 Men's Basketball

Game Time: 4:30 PM
Game Duration: 2:11
Attendance: 7,848

Officials: Verne Harris, Thomas Nunez, Nate Harris

Nebraska - 77

Record: 14-8 (4-7)

NO. Name	Min	FG M-A	3P M-A	FT M-A	Rebounds OR DR TOT	Fouls PF FD	TP	AS	TO	ST	Blocks BS BA	±/±
4 Juwan Gary	F 34:34	6-10	1-3	10-12	3 2 5	2 6 23	0	1	0	0	0	-1
9 Berke Buyuktuncel	F 27:22	1-7	1-6	0-0	1 8 9	3 0 3	2	0	1	1	1	15
23 Andrew Morgan	F 17:21	4-4	0-0	0-2	1 1 2	4 3 8	2	3	0	0	0	4
1 Sam Holberg	G 37:00	1-5	0-4	0-0	0 2 2	2 1 2	1	2	0	0	0	4
3 Brice Williams	G 37:26	10-18	2-8	6-7	0 7 7	1 5 28	6	3	0	0	0	9
34 Braxton Meah	07:09	0-0	0-0	0-2	1 0 1	1 1 0	0	0	0	1	1	-3
24 Rolie Worster	24:47	4-4	0-0	3-4	0 3 3	4 2 11	2	1	0	0	0	4
0 Connor Essegian	11:13	0-3	0-2	2-2	0 1 1	2 1 2	1	0	0	1	0	-2
2 Ahron Ulis	03:09	0-0	0-0	0-0	0 0 0	1 0 0	0	0	0	1	1	0
Team					3 2 5		0	1				
Totals		26-51	4-23	21-29	9 26 35	20 19 77	14	12	4	2	1 6	

Technical Foul: 1

Technical Fouls: NONE

Oregon - 71

Record: 16-6 (5-6)

NO. Name		Min	FG M-A	3P M-A	FT M-A	Rebounds OR DR TOT	Fouls PF FD	TP	AS	TO	ST	Blocks BS BA	+/-
21	Brandon Angel	F 25:49	5-7	1-2	4-4	2 3 5	2 3 15	2	0	0	0	1 0	-4
32	Nate Bittle	C 23:02	2-5	0-0	0-0	1 2 3	3 3 4	4	2	0	0	0 0	-23
3	Jackson Shelstad	G 37:29	5-15	3-8	3-4	0 2 2	1 3 16	3	3	2	0	0 0	-4
5	TJ Bamba	G 25:54	4-9	0-0	5-6	0 6 6	5 5 13	3	1	4	0	0 0	-12
9	Keshawn Barthelemy	G 31:06	2-11	0-5	0-0	1 0 1	2 0 4	1	0	0	0	0 0	-6
2	Jadrian Tracey	28:13	3-8	1-4	2-2	0 5 5	4 2 9	2	1	0	0	0 1	0
10	Kwame Evans Jr.	12:01	0-1	0-1	2-4	3 1 4	1 3 2	0	2	1	0	0 0	2
7	Supreme Cook	14:47	3-4	0-0	2-2	2 2 4	1 1 8	0	2	0	0	0 0	21
11	Mookie Cook	01:39	0-0	0-0	0-0	0 0 0	0 0 0	0	0	0	0	0 0	-4
Team						2 0 2		0	1				
Totals			24-60	5-20	18-22	11 21 32	19 20 71	13	10	9	1	2 2	-6

Technical Fouls: NONE

NEB		ORE		Points from Turnovers		NEB		ORE		Period by Period Scoring		
Biggest lead	15 (1 st 4:53)	2 (1 st 19:35)	Turnovers	12	16	1 st	2 nd	TOT	NEB	34	43	77
Best Scoring Run	9 (1 st 4:53)	11 (1 st 1:29)	Paint	34	34	ORE	28	43	71			
Lead Changes	1		Second Chance	6	7							
Times Tied	1		Fast Breaks	24	18							
Time with Lead	38:15	00:46	Bench	13	19							

NEBRASKA 86, WASHINGTON 72



Official Basketball Box Score - Final
Nebraska at Washington
02/05/25 Alaska Airlines Arena, Seattle, WA
2024-25 Men's Basketball

Game Time: 7:30 PM
Game Duration: 1:55
Attendance: 6,384

Officials: Brian Dorsey, Doug Simons, Mike Littlewood

Nebraska - 86

Record: 15-8 (5-7)

NO. Name		Min	FG M-A	3P M-A	FT M-A	Rebounds OR DR TOT	Fouls PF FD	TP	AS	TO	ST	Blocks BS BA	+/-
4 Juwan Gary	F	24:50	6-10	2-4	3-4	1 6 7	3 2 17	1	1	0	1	1	13
9 Berke Buyuktuncel	F	26:19	3-5	1-2	0-0	1 8 9	3 1 7	1	1	1	1	1	21
23 Andrew Morgan	F	17:04	4-6	0-0	0-3	0 1 1	1 4 8	2	1	0	0	0	-8
1 Sam Holberg	G	33:05	2-4	0-0	3-3	0 3 3	1 2 7	4	0	3	1	0	16
3 Brice Williams	G	38:49	7-14	4-7	5-5	1 1 2	1 2 23	4	0	0	0	1	14
0 Connor Essegian		20:41	5-9	4-5	2-2	0 1 1	0 1 16	1	0	0	0	0	1
24 Rolie Worster		35:05	1-6	0-1	4-5	1 3 4	4 6 3	1	2	2	2	0	18
34 Braxton Meah		03:37	1-1	0-0	0-0	0 1 1	2 0 2	0	1	0	0	0	-4
2 Ahron Ulis		00:30	0-0	0-0	0-0	0 0 0	0 0 0	0	0	0	0	0	0
Team						2 0 2		0	1				
Totals		29:55	11-19	17:22	6 24 30	11 16	86	16	6	6	6	14	
Technical Fouls: NONE													

Technical Fouls: NONE

Shooting By Period	
1 st FG%	13-26 50.0%
3PT%	5-10 50.0%
FT%	6-8 75%
2 nd FG%	16-29 55.2%
3PT%	6-9 66.7%
FT%	11-14 78.6%
GM FG%	29-55 52.7%
3PT%	11-19 57.9%
FT%	17-22 77.3%

Dead Ball Rebounds: 2, 1

Washington - 72

Record: 11-11 (2-9)

NO. Name	Min	FG M-A	3P M-A	FT M-A	Rebounds OR DR TOT	Fouls PF FD	TP	AS	TO	ST	Blocks BS BA	+/-
1 Great Osobor	F 33:50	6-12	1-3	4-6	2 6 8	3 5 17	5	4	0	1 1	-9	
32 Wilhelm Breidenbach	F 07:04	1-2	1-1	0-0	0 1 1	2 0 3	0	0	0	0 0	-2	
0 Mekhi Mason	G 36:36	8-12	4-6	3-4	0 4 4	1 3 23	1	1	0	1 1	-8	
8 Tyler Harris	G 38:03	5-10	3-6	1-2	2 9 11	3 3 14	0	1	0	1 0	-12	
9 Zoom Diallo	G 30:08	5-13	0-2	0-0	1 1 2	2 0 10	3	2	1	1 3	-17	
6 Tyree Ihenacho	24:31	0-2	0-2	0-0	0 1 1	1 0 0	3	0	0	1 1	-6	
4 DJ Davis	20:27	1-4	1-4	0-0	0 0 0	1 0 3	1	0	0	0 0	-9	
11 Franck Kepnang	06:10	1-1	0-0	0-0	0 1 1	3 0 2	0	1	0	1 0	-5	
13 Jase Butler	03:11	0-1	0-1	0-0	0 0 0	0 0 0	0	0	0	0 0	-2	
Team					3 0 3		0	0				
Totals		27-57	10-25	8-12	8 23 31	16 11	72	13	9	1 6 6	-14	

Technical Fouls: NONE

Shooting By Period	
1 st FG%	17-32 53.1%
3PT%	9-16 56.3%
FT%	4-5 80%
2 nd FG%	10-25 40.0%
3PT%	1-9 11.1%
FT%	4-7 57.1%
GM FG%	27-57 47.4%
3PT%	10-25 40.0%
FT%	8-12 66.7%

Dead Ball Rebounds: 1, 0

NEBRASKA 79, OHIO STATE 71



Official Basketball Box Score - Final
Ohio St. at Nebraska
02/05/25 Pinnacle Bank Arena, Lincoln
2024-25 Men's Basketball

Game Time: 1:12 PM
Game Duration: 2:07
Attendance: 15,633

Officials: Earl Walton, Terry Oglesby, Jason Phillips

Ohio St. - 71

Record: 14-10 (6-7)

NO. Name	Min	FG	3P	FT	Rebounds	Fouls	TP	AS	TO	ST	Blocks	+/-
8 Micah Parrish	F 35:08	11-21	5-12	3-4	1 3 4	1 3 30	1	0	1	0	0	-9
13 Sean Stewart	F 20:38	1-3	0-0	1-2	0 3 3	5 1 3	0	2	1	0	0	-6
21 Devin Royal	F 15:20	1-4	0-1	0-0	2 2 4	1 1 2	0	1	0	0	1	-8
0 John Mobley Jr.	G 31:11	7-15	5-10	2-2	0 1 1	4 4 21	2	1	1	0	0	-7
2 Bruce Thornton	G 39:02	4-10	0-1	1-2	0 3 3	1 3 9	6	0	0	0	0	-7
4 Aaron Bradshaw	14:07	0-2	0-0	1-2	1 3 4	2 3 1	0	2	0	1	0	-3
6 Ques Glover	13:20	0-2	0-0	0-0	0 1 1	1 0 0	0	0	1	0	0	-2
12 Evan Mahaffey	22:46	2-3	0-0	1-3	3 2 5	3 3 5	1	0	0	0	0	-2
17 Ivan Njegovan	03:12	0-1	0-1	0-0	0 0 0	1 0 0	0	0	0	0	0	3
20 Colin White	05:16	0-0	0-0	0-0	0 2 2	1 0 0	0	0	1	0	0	1
Team					0 1 1		0	0				
Totals		26-61	10-25	9-15	7 21 28	20 16	71	10	8	5	1 1	-8

Technical Fouls: NONE

Nebraska - 79

Record: 16-8 (6-7)

Nebraska - 79		Record: 16-7 (6-7)												
NO.	NAME	Pos	Min	FG M-A	3P M-A	FT M-A	Rebounds OR DR TOT	Fouls PF FD	TP	AS	TO	ST	Blocks BS BA	+/-
4	Juwan Gary	F	25:15	7-12	1-3	4-6	2 3 5	4 5 19	1	0	1	0	1	19
9	Berke Buyuktuncel	F	31:12	5-9	3-6	2-2	0 6 6	3 1 15	3	2	0	0	0	7
1	Sam Holberg	G	30:24	0-2	0-1	4-4	1 1 2	2 2 4	3	1	0	0	0	8
3	Brice Williams	G	38:31	9-16	1-6	5-5	1 9 10	0 5 24	4	2	0	0	0	9
24	Rolie Worster	G	26:52	2-3	1-1	0-0	0 4 4	4 1 5	3	1	0	0	0	4
0	Connor Essegian		25:18	2-6	1-4	0-1	0 4 4	4 3 5	0	0	0	0	0	3
23	Andrew Morgan		12:24	1-2	0-0	0-0	2 1 3	2 0 2	1	2	1	0	0	-1
34	Braxton Meah		07:15	1-1	0-0	3-3	0 2 2	1 3 5	0	0	1	0	0	-7
2	Ahron Ulis		01:50	0-1	0-0	0-0	0 0 0	0 0 0	0	0	0	0	0	-2
31	Cale Jacobsen		00:58	0-0	0-0	0-0	0 1 1	0 0 0	0	0	0	0	0	0
Team							0 0 0		0	1				
Totals				27-52	7-21	18-21	6 31 37	16 20	79	15				

2024-25 BOXSCORES

NO. 25 MARYLAND 83, NEBRASKA 75



Official Basketball Box Score - Final
Maryland at Nebraska
02/13/25 Pinnacle Bank Arena, Lincoln
2024-25 Men's Basketball

Game Time: 7:40 PM
Game Duration: 2:02
Attendance: 14,785

Officials: Randy Richardson, Mike Littlewood, Kipp Kissinger

Maryland - 83

Record: 19-6 (9-5)

NO.	Name	Min	FG M-A	3P M-A	FT M-A	Rebounds OR DR TOT	Fouls PF FD	TP	AS	TO	ST	Blocks BS BA	+/-							
9	Selton Mguel	F 34:00	5-9	3-5	4-4	0 2 2	0 2	17	3	1	2	0 0	10							
10	Julian Reese	F 36:36	5-6	0-0	3-6	3 9 12	3 4	13	2	1	1	2 0	11							
25	Derik Queen	C 36:07	9-11	0-0	6-6	5 6 11	4 5	24	1	3	0	0 1	8							
0	Ja'Kobi Gillespie	G 36:47	6-11	3-5	0-0	1 2 3	1 0	15	7	2	0	0 1	9							
1	Rodney Rice	G 38:37	6-14	1-5	1-2	0 2 2	1 3	14	1	1	0	0 0	9							
22	Jordan Geronimo	07:17	0-2	0-0	0-0	0 0 0	3 1	0	0	1	0	0 0	-3							
5	DeShawn Harris-Smith	07:22	0-0	0-0	0-0	0 4 4	0 0	0	1	2	1	0 0	-3							
8	Jaylon Young	03:13	0-0	0-0	0-0	0 0 0	1 0	0	0	0	0	0 0	-1							
Team						0 0 0		0	1											
Totals						31-53	7-15	14-18	9	25	34	13	15	83	15	12	4	2	2	8

Technical Fouls: Reese 2nd 10:33

Shooting By Period		
1 st FG%	17-31	54.8%
3PT%	6-11	54.5%
FT%	2-2	100%
2 nd FG%	14-22	63.6%
3PT%	1-4	25.0%
FT%	12-16	75%
GMFG%	31-53	58.5%
3PT%	7-15	46.7%
FT%	14-18	77.8%

Dead Ball Rebounds: 3, 0

Nebraska - 75

Record: 16-9 (6-8)

NO.	Name	Min	FG M-A	3P M-A	FT M-A	Rebounds OR DR TOT	Fouls PF FD	TP	AS	TO	ST	Blocks BS BA	+/-							
4	Juwan Gary	F 38:02	8-19	3-6	3-4	1 1 2	2 3	22	0	2	0	0 0	-9							
23	Andrew Morgan	F 21:28	5-6	1-1	4-4	1 2 3	5 2	15	3	1	1	0 0	-4							
1	Sam Holberg	G 30:21	2-5	1-3	0-0	0 4 2	0 5	1	1	1	1	0	-7							
3	Brice Williams	G 38:34	5-13	3-9	7-7	1 1 2	2 2	20	3	2	0	0 0	-9							
24	Rollie Worster	G 30:44	4-7	1-2	0-0	1 3 4	1 1	9	0	2	1	0	-1							
0	Connor Essegian	08:35	0-6	0-4	0-0	2 2 0	0 0	0	1	0	0	0 1	-7							
34	Braxton Meah	18:23	0-0	0-0	2-2	2 4 4	3 4	2	1	1	0	1	0	-2						
2	Ahron Ulis	13:53	1-2	0-0	0-0	0 1 1	0 0	2	4	0	0	0 0	-1							
Team						0 0 0		0	1											
Totals						25-58	9-25	16-17	8	14	22	15	12	75	13	10	3	2	2	-8

Technical Fouls: NONE

Shooting By Period		
1 st FG%	11-28	39.3%
3PT%	6-15	40.0%
FT%	7-7	100%
2 nd FG%	14-30	46.7%
3PT%	3-10	30.0%
FT%	9-10	90%
GMFG%	25-58	43.1%
3PT%	9-25	36.0%
FT%	16-17	94.1%

Dead Ball Rebounds: 1, 0

MRY		NEB	
Biggest lead	11 (2 nd 15:25)	3 (1 st 18:18)	
Best Scoring Run	9 (1 st 14:26)	6 (1 st 11:25)	
Lead Changes	10		
Times Tied	6		
Time with Lead	35:28	02:32	

Points from		MRY		NEB	
Turnovers		11	16		
Paint		42	26		
Second Chance		8	9		
Fast Breaks		12	5		
Bench		0	4		

Period by Period Scoring			
	1st	2nd	TOT
MRY	42	41	83
NEB	35	40	75

NEBRASKA 68, NORTHWESTERN 64



Official Basketball Box Score - Final
Nebraska at Northwestern
02/16/25 Welsh-Ryan Arena, Evanston
2024-25 Men's Basketball

Game Time: 2:00 PM
Game Duration: 2:05
Attendance: 7,039

Officials: Paul Szolc, Kelly Pfeiler, Terry Oglesby

Nebraska - 68

Record: 17-9 (7-6)

NO.	Name	Min	FG M-A	3P M-A	FT M-A	Rebounds OR DR TOT	Fouls PF FD	TP	AS	TO	ST	Blocks BS BA	+/-						
4	Juwan Gary	F 32:49	4-7	2-3	7-7	1 0 1	3 5	17	0	3	2	1 1	7						
23	Andrew Morgan	F 17:18	2-5	0-0	5-8	2 2 4	1 4	9	1	2	1	3 0	-7						
1	Sam Holberg	G 25:09	0-1	0-1	0-0	0 2 2	3 0	0	3	1	3	0 0	1						
3	Brice Williams	G 38:44	6-14	1-5	8-10	4 4 3	1 7	21	4	4	3	0 2	4						
24	Rollie Worster	G 27:25	0-4	0-2	0-0	1 2 3	1 1	0	4	0	0	0 0	-1						
0	Connor Essegian	23:18	3-7	2-5	0-0	0 4 4	0 0	8	2	1	1	0 0	12						
34	Braxton Meah	22:38	4-5	0-0	2-3	0 7 7	1 3	10	0	2	0	2 0	9						
2	Ahron Ulis	03:02	0-0	0-0	0-0	0 0 0	2 0	0	0	1	0	0 0	-5						
12	Gavin Griffiths	08:35	1-2	1-2	0-0	0 0 0	1 1	3	0	0	1	0 0	0						
31	Cale Jacobsen	01:02	0-0	0-0	0-0	0 0 0	0 0	0	0	0	0	0 0	0						
Team						1 1 2		0	0										
Totals			20-45			6-18	22-28	5	22	27	13	21	68	14	14	11	6	3	4

Technical Fouls: NONE

Shooting By Period		
1 st FG%	6-22	27.3%
3PT%	1-10	10.0%
FT%	8-12	66.7%
2 nd FG%	14-23	60.9%
3PT%	5-8	62.5%
FT%	14-16	87.5%
GM FG%	20-45	44.4%
3PT%	6-18	33.3%
FT%	22-28	78.6%

Dead Ball Rebounds: 2, 1

Northwestern - 64

Record: 13-13 (4-11)

NO.	Name	Min	FG M-A	3P M-A	FT M-A	Rebounds OR DR TOT	Fouls PF FD	TP	AS	TO	ST	Blocks BS BA	+/-
2	Nick Martinelli	F 39:00	11-25	0-1	1-2	5 4 9	3 2	23	2	4	3	1 1	-7
34	Matthew Nicholson	C 27:58	2-7	0-0	0-1	5 7 12	2 3	4	2	2	1	1 0	3
3	Ty Berry	G 35:42	7-18	6-15	3-3	1 1 2	4 4	23	2	3	0	0 0	-10
11	Jordan Clayton	G 21:08	0-3	0-0	0-0	0 2 2	2 1	0	2	1	0	0 0	2
20	Justin Mullins	G 32:42	2-5	0-0	0-0	0 3 3	1 1	4	2	3	2	1 3	8
5	Keenan Fitzmorris	11:58	2-2	0-0	0-0	4 2 6	2 0	4	1	1	0	0 0	-6
24	K.J. Windham	18:43	0-7	0-3	0-0	2 2 5	1 0	0	3	0	0	0 1	-4
44	Angelo Claravino	12:49	2-5	1-1	1-2	4 1 5	2 1	0	0	2	2	0 1	-6
Team						4 1 5		0	0				

Technical Fouls: NONE

Shooting By Period		
1 st FG%	14-38	36.8%
3PT%	5-17	29.4%
FT%	3-6	50%
2 nd FG%	12-34	35.3%
3PT%	2-3	66.7%
FT%	2-2	100%
GM FG%	26-72	36.1%
3PT%	7-20	35.0%
FT%	5-8	62.5%

Dead Ball Rebounds: 3, 1

UNL		NU	
Biggest lead	4 (2 nd 0:01)	20 (2 nd 19:15)	
Best Scoring Run	11 (2 nd 11:47)	8 (1 st 8:06)	
Lead Changes	3		
Times Tied	4		
Time with Lead	01:52	36:06	

Points from		UNL		NU	
Turnovers		17	9		
Paint		18	36		
Second Chance		8	18		
Fast Breaks		10	10		
Bench		21	10		

Period by Period Scoring			
	1st	2nd	TOT
UNL	21	47	68
NU	36	28	64

PENN STATE 89, NEBRASKA 72



Official Basketball Box Score - Final
Nebraska at Penn St.
02/19/25 Bryce Jordan Center, State College
2024-05 Men's Basketball

Game Time: 6:30 PM
Game Duration: 1:53
Attendance: 7,115

Officials: Jason Phillips, Verne Harris, Kevin Bril

Nebraska - 72

Record: 17-10 (7-9)

NO.	Name	Min	FG M-A	3P M-A	FT M-A	Rebounds OR DR TOT	Fouls PF FD	TP	AS	TO	ST	Blocks BS BA	+/-
4	Juwan Gary	F 29:58	1-7	0-1	4-4	1 0 1	1 6	6	3	1	3	0 2	-19
23	Andrew Morgan	F 16:45	8-8	0-0	2-3	0 3 3	3 3	18	1	2	0	0 0	4
3	Brice Williams	G 32:54	6-11	2-5	3-3	1 1 2	3 1	17	5	2	1	0 0	-10
24	Rollie Worster	G 24:34	3-6	0-3	0-0	1 2 3	2 0	6	2	3	0	0 0	-23
32	Sam Holberg	G 13:09	0-1	0-1	0-0	0 0 0	1 1	0	1	4	1	0 0	-10
34	Braxton Meah	18:17	1-1	0-0	0-0	0 2 2	1 0	2	0	1	0	1 0	-16
0	Connor Essegian	26:51	8-15	4-9	0-0	0 3 3	0 0	20	2	0	0	0 0	-7
2	Ahron Ulis	21:39	0-2	0-0	0-1	0 0 0	0 2	0	4	0	1	0 0	-1
12	Gavin Griffiths	15:38	1-3	1-2	0-0	0 5 5	0 0	3	3	2	0	2 0	-3
31	Cale Jacobsen	00:15	0-0	0-0	0-0	0 0 0	0 0	0	0	0	0	0 0	0
Team						3 0 3		0	1				
Totals			29-54	7-21	9-11	6 16 22	13 13	72	21	16	6	3 2	-17

Technical Fouls: NONE

Shooting By Period		
1 st FG%	9-25	36.0%
3PT%	4-13	30.8%
FT%	5-5	100%
2 nd FG%	19-29	65.5%
3PT%	3-8	37.5%
FT%	4-6	66.7%
GM FG%	28-54	51.9%
3PT%	7-21	33.3%
FT%	9-11	81.8%

Dead Ball Rebounds: 2, 0

Penn St. - 89

Record: 14-13 (4-12)

NO.	Name	Min	FG M-A	3P M-A	FT M-A	Rebounds OR DR TOT	Fouls PF FD	TP	AS	TO	ST	Blocks BS BA	+/-
14	Yanic Konan Niederhauser	F 27:18	7-10	0-0	5-6	2 2 4	4 4	19	0	2	0	2 0	9
24	Zach Hicks	F 33:56	7-12	5-9	0-0	2 4 6	1 0	19	2	1	3	0 1	14
1	Ace Baldwin Jr.	G 33:30	4-9	0-3	2-2	0 2 2	2 5	10	8	4	6	0 1	17
2	D'Marco Dunn	G 25:23	7-9	3-5	0-0	0 1 1	2 2	0 17	1	4	1	0 0	15
4	Fredrick DeVine G	F 31:10	5-9	0-0	0-0	0 1 1	0 0	0 17	1	4	1	0 0	15
3	Nick Kari	F 27:48	3-5	0-1	4-4	1 5 6	0 2	10 7	0	1	0	1 0	8
0	JaVain Carter	07:13	0-0	0-0	0-0	0 1 1	0 0	0 1	0	0	0	0 0	0
15	Kachi Nzehe	09:58	1-1	0-0	0-0	1 1 2	0 1	2 0	0	0	0	0 0	5
7	Dominick Stewart	03:02	0-1	0-1	0-0	0 0 0	0 0	0 0	0	0	0	0 0	2
8	Miles Goodman	00:42	0-0	0-0	0-0	0 0 0	0 0	0 0	0	0	0	0 0	0
Team						0 4 4	0 0	0 0					
Totals			34-56	8-22	13-14	7 20 27	13 13	89	21	12	11	2 3	17



2024-25 Nebraska Men's Basketball Combined Team Statistics All games

Page 1/1
as of Feb 20, 2025

Game Records

Record	Overall	Home	Away	Neutral
ALL GAMES	17-10	10-3	5-6	2-1
CONFERENCE	7-9	4-3	3-6	0-0
NON-CONFERENCE	10-1	6-0	2-0	2-1

Score by Periods

Team	1st	2nd	OT	TOT
Nebraska	959	1064	21	2044
Opponents	913	1006	25	1944

Team Box Score

No.	Player				Total		3-Point		F-Throw		Rebounds												
		GP-GS	MIN	AVG	FG-FGA	FG%	3FG-3FGA	3FG%	FT-FTA	FT%	OFF	DEF	TOT	AVG	PF	DQ	A	TO	BLK	STL	PTS	AVG	
3	WILLIAMS, Brice	27-27	886:06	32.8	166-352	.472	45-128	.352	146-162	.901	15	94	109	4.0	45	0	80	65	8	29	523	19.4	
4	GARY, Juwan	27-27	787:44	29.2	121-279	.434	29-94	.309	89-113	.788	42	81	123	4.6	58	0	21	34	16	32	360	13.3	
0	ESSEGAN, Connor	27-3	598:28	22.2	95-230	.413	64-160	.400	38-46	.826	6	66	72	2.7	25	0	29	24	2	12	292	10.8	
23	MORGAN, Andrew	27-7	490:01	18.1	87-146	.596	4-13	.308	50-84	.595	39	74	113	4.2	54	1	26	39	9	10	228	8.4	
24	WORSTER, Rolie	27-23	692:51	25.7	73-165	.442	10-45	.222	49-69	.710	16	91	107	4.0	45	0	73	37	7	24	205	7.6	
9	BUYUKTUNCEL, Berke	23-21	555:56	24.2	62-137	.453	21-65	.323	21-31	.677	32	104	136	5.9	55	1	31	32	17	24	166	7.2	
1	HOIBERG, Sam	27-8	587:50	21.8	31-68	.456	12-32	.375	16-18	.889	8	49	57	2.1	49	1	46	26	3	36	90	3.3	
34	MEAH, Braxton	24-18	347:26	14.5	34-43	.791	0-0	.000	10-21	.476	23	58	81	3.4	40	0	17	25	12	7	78	3.3	
12	GRIFFITHS, Gavin	14-0	133:58	9.6	13-38	.342	7-28	.250	0-0	.000	3	23	26	1.9	15	0	12	6	6	5	33	2.4	
2	ULIS, Ahron	23-1	278:20	12.1	21-61	.344	4-20	.200	5-15	.333	8	22	30	1.3	26	0	41	13	0	13	51	2.2	
8	GRACE, Jeff	9-0	10:22	1.2	3-5	.600	0-0	.000	1-2	.500	2	1	3	0.3	1	0	0	0	0	1	7	0.8	
35	BURT, Henry	4-0	06:39	1.7	1-4	.250	0-1	.000	0-0	.000	0	0	0	0.0	1	0	0	0	0	0	2	0.5	
31	JACOBSEN, Cale	18-0	74:19	4.1	3-10	.300	1-7	.143	2-3	.667	2	10	12	0.7	3	0	8	6	2	4	9	0.5	
Team											43	26	69					11					
Total		27	5450		710-1538	.462	197-593	.332	427-564	.757	239	699	938	34.7	417	3	384	318	82	197	2044	75.7	
Opponents		27	5450		692-1626	.426	257-757	.339	303-426	.711	288	661	949	35.1	476	9	368	342	86	162	1944	72.0	

Team Statistics

	NEBR	OPP
Scoring		
Points per game	75.7	72.0
Scoring margin	+3.7	-
Field goals-att		
Field goal pct	.462	.426
3 point fg-att		
3-point FG pct	.332	.339
3-pt FG made per game	7.3	9.5
Free throws-att		
Free throw pct	.757	.711
F-Throws made per game	15.8	11.2
Rebounds		
Rebounds per game	34.7	35.1
Rebounding margin	-0.4	-
Assists		
Assists per game	14.2	13.6
Turnovers		
Turnovers per game	11.8	12.7
Turnover margin	+0.9	-
Assist/turnover ratio	1.2	1.1
Steals		
Steals per game	7.3	6.0
Blocks		
Blocks per game	3.0	3.2
Winning streak		
Home win streak	0	-
Attendance		
Home games-Avg/Game	13-14839	11-10624
Neutral site-Avg/Game	-	3-4459

Team Results

Date	Opponent		Score	Att.
11/04/2024	UTRGV	W	87-67	14305
11/09/2024	Bethune-Cookman	W	63-58	15138
11/13/2024	FDU	W	86-60	14473
11/17/2024	vs Saint Mary's (CA)	L	74-77	3241
11/22/2024	at Creighton	W	74-63	18475
11/27/2024	South Dakota	W	96-79	15172
12/01/2024	North Florida	W	103-72	15359
12/07/2024	at Michigan St.	L	52-89	14797
12/13/2024	Indiana	W	85-68	14635
12/22/2024	vs Murray St.	W	66-49	5049
12/23/2024	at Hawaii	W	69-55	4611
12/25/2024	vs Oregon St.	W	78-66	5086
12/30/2024	Southern U.	W	77-43	14855
01/04/2025	UCLA	W	66-58	15167
01/07/2025	at Iowa	Lot	87-97	7812
01/12/2025	at Purdue	L	68-104	14876
01/16/2025	Rutgers	L	82-85	13999
01/19/2025	at Maryland	L	66-69	11069
01/22/2025	Southern California	L	73-78	14492
01/26/2025	at Wisconsin	L	55-83	16838
01/30/2025	Illinois	Wot	80-74	14893
02/02/2025	at Oregon	W	77-71	7848
02/05/2025	at Washington	W	86-72	6384
02/09/2025	Ohio St.	W	79-71	15633
02/13/2025	Maryland	L	75-83	14785
02/16/2025	at Northwestern	W	68-64	7039
02/19/2025	at Penn St.	L	72-89	7115



2024-25 Nebraska Men's Basketball Combined Team Statistics In Conference games

Page 1/1
as of Feb 20, 2025

Game Records

Record	Overall	Home	Away	Neutral
ALL GAMES	7-9	4-3	3-6	0-0
CONFERENCE	7-9	4-3	3-6	0-0
NON-CONFERENCE	0-0	0-0	0-0	0-0

Score by Periods

Team	1st	2nd	OT	TOT
Nebraska	522	628	21	1171
Opponents	603	627	25	1255

Team Box Score

No.	Player				Total		3-Point		F-Throw		Rebounds													
		GP-GS	MIN	AVG	FG-FGA	FG%	3FG-3FGA	3FG%	FT-FTA	FT%	OFF	DEF	TOT	AVG	PF	DQ	A	TO	BLK	STL	PTS	AVG		
3	WILLIAMS, Brice	16-16	564:36	35.3	103-227	.454	28-87	.322	83-94	.883	9	62	71	4.4	24	0	53	39	5	16	317	19.8		
4	GARY, Juwan	16-16	512:08	32.0	80-187	.428	18-60	.300	53-68	.779	31	50	81	5.1	36	0	8	24	9	16	231	14.4		
23	MORGAN, Andrew	16-7	315:11	19.7	61-97	.629	2-8	.250	26-48	.542	23	36	59	3.7	33	1	18	28	5	8	150	9.4		
0	ESSEGAN, Connor	16-1	343:45	21.5	49-128	.383	31-86	.360	16-20	.800	4	37	41	2.6	11	0	20	11	2	9	145	9.1		
24	WORSTER, Rollie	16-12	409:09	25.6	40-91	.440	5-26	.192	27-38	.711	7	48	55	3.4	32	0	41	17	5	14	112	7.0		
9	BUYUKTUNCEL, Berke	13-11	304:43	23.4	30-76	.395	15-40	.375	4-9	.444	11	52	63	4.8	35	1	16	18	7	12	79	6.1		
1	HOIBERG, Sam	16-8	377:39	23.6	19-40	.475	9-22	.409	14-15	.933	4	29	33	2.1	37	1	31	17	2	19	61	3.8		
34	MEAH, Braxton	14-8	181:50	13.0	17-19	.895	0-0	.000	7-14	.500	10	30	40	2.9	20	0	8	11	7	3	41	2.9		
2	ULIS, Ahron	16-1	172:35	10.8	10-31	.323	2-9	.222	1-6	.167	2	12	14	0.9	16	0	29	8	0	7	23	1.4		
12	GRIFFITHS, Gavin	6-0	40:17	6.7	2-10	.200	2-9	.222	0-0	.000	0	5	5	0.8	1	0	5	3	2	2	6	1.0		
8	GRACE, Jeff	4-0	03:33	0.9	1-1	1.000	0-0	.000	0-1	.000	0	0	0	0.0	1	0	0	0	0	1	2	0.5		
31	JACOBSEN, Cale	10-0	24:33	2.5	1-3	.333	1-3	.333	1-2	.500	0	4	4	0.4	1	0	0	3	0	0	4	0.4		
Team											30	17	47					7						
Total		16	3250		413-910	.454	113-350	.323	232-315	.737	131	382	513	32.1	247	3	229	186	44	107	1171	73.2		
Opponents		16	3250		454-985	.461	159-436	.365	188-250	.752	175	418	593	37.1	268	6	252	183	59	100	1255	78.4		

Team Statistics

	NEBR	OPP
Scoring		
Points per game	73.2	78.4
Scoring margin	-5.3	-
Field goals-att		
Field goal pct	.454	.461
3 point fg-att		
3-point FG pct	.323	.365
3-pt FG made per game	7.1	9.9
Free throws-att		
Free throw pct	.737	.752
F-Throws made per game	14.5	11.8
Rebounds		
Rebounds per game	32.1	37.1
Rebounding margin	-5.0	-
Assists		
Assists per game	14.3	15.8
Turnovers		
Turnovers per game	11.6	11.4
Turnover margin	-0.2	-
Assist/turnover ratio	1.2	1.4
Steals		
Steals per game	6.7	6.3
Blocks		
Blocks per game	2.8	3.7
Winning streak		
Home win streak	0	-
Attendance		
Home games-Avg/Game	103604	93778
Neutral site-Avg/Game	7-14801	9-10420
	-	0-0

Team Results

Date	Opponent		Score	Att.
12/07/2024	at Michigan St.	L	52-89	14797
12/13/2024	Indiana	W	85-68	14635
01/04/2025	UCLA	W	66-58	15167
01/07/2025	at Iowa	Lot	87-97	7812
01/12/2025	at Purdue	L	68-104	14876
01/16/2025	Rutgers	L	82-85	13999
01/19/2025	at Maryland	L	66-69	11069
01/22/2025	Southern California	L	73-78	14492
01/26/2025	at Wisconsin	L	55-83	16838
01/30/2025	Illinois	Wot	80-74	14893
02/02/2025	at Oregon	W	77-71	7848
02/05/2025	at Washington	W	86-72	6384
02/09/2025	Ohio St.	W	79-71	15633
02/13/2025	Maryland	L	75-83	14785
02/16/2025	at Northwestern	W	68-64	7039
02/19/2025	at Penn St.	L	72-89	7115