



NEBRASKA[®] BASEBALL



3 CWS Appearances | 18 NCAA Regional Appearances | 13 Conference Championships | 48 First-Team All-Americans | 109 MLB Draft Picks

2025 SCHEDULE/RESULTS

| Date | Opponent | Time (CT)/Result |
|------|------------------------------------|------------------|
| 2/14 | vs. UC Irvine [^] | L, 10-5 |
| 2/15 | vs. No. 16 Vanderbilt [^] | W, 6-4 |
| 2/16 | vs. San Diego State [^] | W, 13-0 |
| 2/17 | at Grand Canyon | L, 3-1 |
| 2/21 | at Louisiana | W, 6-1 |
| 2/22 | at Louisiana | L, 4-1 |
| 2/23 | at Louisiana | L, 10-2 |
| 2/28 | vs. Sam Houston\$ | 6 PM |
| 3/1 | vs. No. 2 LSU\$ | 4 PM |
| 3/2 | vs. Kansas State\$ | 12 PM |
| 3/4 | at Omaha | 5 PM |
| 3/5 | SOUTH DAKOTA STATE | 2 PM |
| 3/7 | WASHINGTON* | 2 PM |
| 3/8 | WASHINGTON* | 2 PM |
| 3/9 | WASHINGTON* | 12 PM |
| 3/11 | WICHITA STATE | 6 PM |
| 3/12 | WICHITA STATE | 6 PM |
| 3/14 | at UCLA* | 8 PM |
| 3/15 | at UCLA* | 4 PM |
| 3/16 | at UCLA* | 3 PM |
| 3/18 | at Pepperdine | 5 PM |
| 3/19 | at Pepperdine | 5 PM |
| 3/21 | at USC* | 8:30 PM |
| 3/22 | at USC* | 4 PM |
| 3/23 | at USC* | 3 PM |
| 3/25 | at Kansas State | 6 PM |
| 3/28 | OREGON STATE | 7 PM |
| 3/29 | OREGON STATE | 2 PM |
| 3/30 | OREGON STATE | 12 PM |
| 4/1 | CREIGHTON | 6 PM |
| 4/4 | RUTGERS* | 6 PM |
| 4/5 | RUTGERS* | 2 PM |
| 4/6 | RUTGERS* | 12 PM |
| 4/8 | at Kansas | 6 PM |
| 4/11 | at Iowa* | 4 PM |
| 4/12 | at Iowa* | 2 PM |
| 4/13 | at Iowa* | 1 PM |
| 4/15 | at Creighton | 6 PM |
| 4/18 | NORTHWESTERN* | 6 PM |
| 4/19 | NORTHWESTERN* | 2 PM |
| 4/20 | NORTHWESTERN* | 12 PM |
| 4/22 | KANSAS | 6 PM |
| 4/25 | at Maryland* | 5 PM |
| 4/26 | at Maryland* | 1 PM |
| 4/27 | at Maryland* | 12 PM |
| 4/29 | KANSAS STATE | 6 PM |
| 5/2 | MINNESOTA* | 6 PM |
| 5/3 | MINNESOTA* | 2 PM |
| 5/4 | MINNESOTA* | 1 PM |
| 5/6 | CREIGHTON | 6 PM |
| 5/9 | MICHIGAN* | 6 PM |
| 5/10 | MICHIGAN* | 2 PM |
| 5/11 | MICHIGAN* | 12 PM |
| 5/15 | at Purdue* | 5 PM |
| 5/16 | at Purdue* | 12 PM |
| 5/17 | at Purdue* | 1 PM |

Home games = Red all caps • * - Big Ten games • ^ - MLB Desert Invitational • \$ - Frisco College Baseball Classic

IN MEMORY OF GREG SHARPE

Throughout the 2025 season, Nebraska is wearing 'GS' patches on their hats to honor Greg Sharpe, the play-by-play voice for Husker football and baseball since 2008, and his impact on the baseball program.



GAME 8-10 • at FRISCO COLLEGE BASEBALL CLASSIC • FEB. 28 - MARCH 2

FRISCO, TEXAS | RIDERS FIELD



NEBRASKA HUSKERS

Record 3-4 (0-0 Big Ten)
Ranking RV (NCBWA) | RV (USA Today)
Head Coach Will Bolt
Career Record 140-101-1 (6th Year)
Record at Nebraska Same

PROBABLE PITCHERS

NEBRASKA

Friday: Mason McConaughy - RHP - Jr.

Stats: 1-1, 6.52 ERA, 2 GS, 9.2 IP, 3 BB, 15 K

Saturday: Ty Horn - RHP - So.

Stats: 0-1, 4.50 ERA, 2 GS, 10.0 IP, 4 BB, 11 K

Sunday: Jackson Brockett - LHP - Sr.

Stats: 0-0, 3.86 ERA, 2 APP, 7.0 IP, 1 BB, 4 K

OPPONENTS

Friday: Ryan Peterson - RHP - So.

Stats: 0-2, 4.50 ERA, 2 GS, 10.0 IP, 5 BB, 10 K

Saturday: TBA

Stats: ---

Sunday: Lincoln Sheffield - LHP - Jr.

Stats: 1-1, 3.00 ERA, 2 GS, 12.0 IP, 1 BB, 14 K

PROBABLE STARTING LINEUP

| Pos. | Player | OPS | XBH | RBI | SB-ATT |
|------|------------------|-------|-----|-----|--------|
| C | Hogan Helligso | .247 | 0 | 2 | 0-0 |
| -or- | Will Jesske | .856 | 2 | 2 | 2-2 |
| 1B | Case Sanderson | .692 | 1 | 1 | 0-0 |
| 2B | Cayden Brumbaugh | .797 | 3 | 3 | 3-3 |
| 3B | Joshua Overbeek | .974 | 2 | 0 | 0-0 |
| -or- | Rhett Stokes | .423 | 0 | 2 | 1-1 |
| SS | Dylan Carey | .690 | 2 | 5 | 3-3 |
| LF | Gabe Swansen | .584 | 3 | 9 | 0-0 |
| CF | Riley Silva | .734 | 0 | 1 | 2-4 |
| -or- | Robby Bolin | .715 | 1 | 1 | 0-0 |
| RF | Max Buettenback | .660 | 2 | 4 | 0-0 |
| DH | Cael Frost | .316 | 0 | 0 | 0-0 |
| -or- | Devin Nunez | 1.917 | 1 | 1 | 1-1 |

Starting Pitchers

| | W-L | ERA | IP | K/BB |
|----------------------|-----|------|------|------|
| RHP Mason McConaughy | 1-1 | 6.52 | 9.2 | 15/3 |
| RHP Ty Horn | 0-1 | 4.50 | 10.0 | 11/4 |
| LHP Jackson Brockett | 0-0 | 3.86 | 7.0 | 4/1 |

Relievers

| | W-L | ERA | APP | SV |
|----------------------|-----|-------|-----|----|
| RHP Luke Broderick | 0-0 | 0.00 | 2 | 1 |
| RHP Drew Christo | 0-1 | 17.18 | 3 | 0 |
| RHP Carson Jasa | 0-0 | 0.00 | 2 | 0 |
| RHP Pryce Bender | 0-0 | 0.00 | 2 | 0 |
| RHP Ryan Harrahill | 0-0 | 0.00 | 2 | 0 |
| LHP Will Walsh | 0-0 | 4.00 | 2 | 0 |
| LHP Caleb Clark | 0-0 | 0.00 | 2 | 0 |
| LHP Grant Cleavinger | 0-0 | 0.00 | 2 | 0 |
| LHP Jalen Worthley | 1-0 | 0.00 | 2 | 0 |
| LHP Colin Nowaczyk | 0-0 | 0.00 | 2 | 0 |



FRISCO CLASSIC

Friday, Feb. 28 - vs. Sam Houston
Saturday, March 1 - vs. No. 2 LSU
Sunday, March 2 - vs. Kansas State

GAME COVERAGE

FRIDAY, FEB. 28

First Pitch: 6 PM CT

TV/Stream: D1Baseball (\$)

Radio: Huskers Radio Network

Live Stats: Huskers.com

SATURDAY, MARCH 1

First Pitch: 4 PM CT

TV/Stream: D1Baseball (\$)

Radio: Huskers Radio Network

Live Stats: Huskers.com

SUNDAY, MARCH 2

First Pitch: 12 PM CT

TV/Stream: D1Baseball (\$)

Radio: Huskers Radio Network

Live Stats: Huskers.com

| Pos. | Player | OPS | XBH | RBI | SB-ATT | NOTES |
|------|------------------|-------|-----|-----|--------|---|
| C | Hogan Helligso | .247 | 0 | 2 | 0-0 | Drove in season-high 2 RBI in 6-1 win at Louisiana |
| -or- | Will Jesske | .856 | 2 | 2 | 2-2 | Tallied 1st career triple at Louisiana on Saturday |
| 1B | Case Sanderson | .692 | 1 | 1 | 0-0 | Leads team w/ 6 walks thru 1st 7 games |
| 2B | Cayden Brumbaugh | .797 | 3 | 3 | 3-3 | Team-high 3 multi-hit performances in 7 games |
| 3B | Joshua Overbeek | .974 | 2 | 0 | 0-0 | 1 of 3 Huskers with a triple on the year |
| -or- | Rhett Stokes | .423 | 0 | 2 | 1-1 | Recorded a hit vs. UC Irvine, SDSU & Louisiana |
| SS | Dylan Carey | .690 | 2 | 5 | 3-3 | Tied w/ team-high 3 SB on season; 2nd on team w/ 5 RBI |
| LF | Gabe Swansen | .584 | 3 | 9 | 0-0 | 28 career HR, 7 shy of tying for 10th all-time at NEB |
| CF | Riley Silva | .734 | 0 | 1 | 2-4 | Hitting team-best .313 in five starts on the year |
| -or- | Robby Bolin | .715 | 1 | 1 | 0-0 | Appeared in 5 of NU's 1st 7 games; Made Opening Day start |
| RF | Max Buettenback | .660 | 2 | 4 | 0-0 | Drove in career-high four RBI in 13-0 win vs. SDSU |
| DH | Cael Frost | .316 | 0 | 0 | 0-0 | Has reached base safely in 5 consecutive games |
| -or- | Devin Nunez | 1.917 | 1 | 1 | 1-1 | Homered in 1st career start at Louisiana on Saturday |

| | W-L | ERA | IP | K/BB | NOTES |
|----------------------|-----|------|------|------|--|
| RHP Mason McConaughy | 1-1 | 6.52 | 9.2 | 15/3 | 9th NU pitcher since 2000 w/ 15+ K's thru 1st 2 weekends |
| RHP Ty Horn | 0-1 | 4.50 | 10.0 | 11/4 | Recorded 1st career quality start at Louisiana on Saturday |
| LHP Jackson Brockett | 0-0 | 3.86 | 7.0 | 4/1 | Pitched 6th ind. no-hitter in NU history vs. K-State in 2024 |

| | W-L | ERA | APP | SV | NOTES |
|----------------------|-----|-------|-----|----|---|
| RHP Luke Broderick | 0-0 | 0.00 | 2 | 1 | Recorded save w/ 1.0 IP and 1 K vs. #16 Vandy |
| RHP Drew Christo | 0-1 | 17.18 | 3 | 0 | Made team-high 3 relief appearances on the mound |
| RHP Carson Jasa | 0-0 | 0.00 | 2 | 0 | Totaled 3 K's in 2.2 IP across 2 appearances this season |
| RHP Pryce Bender | 0-0 | 0.00 | 2 | 0 | 0 runs allowed in 3 IP combined vs. UC Irvine & Louisiana |
| RHP Ryan Harrahill | 0-0 | 0.00 | 2 | 0 | Hasn't allowed a hit in 1.1 IP in two relief appearances |
| LHP Will Walsh | 0-0 | 4.00 | 2 | 0 | 9 IP w/ 8 K's & 1 BB in 2 combined starts |
| LHP Caleb Clark | 0-0 | 0.00 | 2 | 0 | Recorded an out against Grand Canyon and Louisiana |
| LHP Grant Cleavinger | 0-0 | 0.00 | 2 | 0 | Pitched scoreless inning w/ 2 K's at Louisiana |
| LHP Jalen Worthley | 1-0 | 0.00 | 2 | 0 | Improved to 4-0 at NEB w/ 1.2 IP vs. #16 Vandy |
| LHP Colin Nowaczyk | 0-0 | 0.00 | 2 | 0 | 2 combined scoreless innings vs. UC Irvine & Louisiana |

QUICK FACTS

GENERAL INFORMATION

| | |
|-------------------------|----------------------|
| Location | Lincoln, Neb. |
| Population | 298,126 |
| Enrollment | 23,992 |
| Founded | 1869 |
| Nickname | Cornhuskers, Huskers |
| Colors | Scarlet and Cream |
| Affiliation | NCAA Division I |
| Conference | Big Ten |
| Athletic Director | Troy Dannen |

COACHES AND STAFF

| | |
|----------------------------------|----------------------|
| Head Coach | Will Bolt |
| Alma Mater | Nebraska, 2003 |
| NEB Record | 140-101-1 (6th Year) |
| Career Record | Same |
| Assistant Coach | Rob Childress |
| Alma Mater | Northwood, 1990 |
| Assistant Coach | Lance Harvell |
| Alma Mater | Texas A&M, 2006 |
| Assistant Coach | Mike Sirianni |
| Alma Mater | Arkansas State, 2006 |
| Dir. of Player Development | Derek Roy |
| Dir. of Operations | Conor Behrens |
| Strength Coach | Garrett Plumlee |
| Athletic Trainer | Tanner Fowler |

BASEBALL HISTORY

| | |
|---|------------------------------------|
| Season of Nebraska Baseball in 2025 | 119th |
| First Season of Nebraska Baseball | 1889 |
| All-Time Record | 2,368-1,728-18 (.578) |
| All-Time Conference Record | 925-857-2 (.519) |
| All-Time NCAA Tournament Record | 36-35 (.507) |
| Conference Regular Season Titles | 8 |
| Conference Tournament Titles | 5 |
| NCAA Tournament Appearances | 18 |
| Super Regionals Appearances | 4 |
| College World Series Appearances | 3 |
| All-America Certificates | 118 |
| First-Team All-America Certificates | 48 |
| Freshman All-America Certificates | 36 |
| CoSIDA Academic All-Americans | 21 |
| All-Big Ten Selections (Since 2012) | 51 |
| Perfect Games Thrown | 1 (1980) |
| No-Hitters Thrown | 10 (5 Ind., 4 Comb., 1 Perf. Game) |
| Huskers Who Have Played in the MLB | 41 |

HAWKS FIELD AT HAYMARKET PARK

| | |
|---|--------------------|
| Capacity | 8,486 |
| First Season | 2002 |
| All-Time Record | 426-173-1 |
| Playing Surface | Kentucky Bluegrass |
| Dimensions ... 335 (LL); 403 (LC); 395 (CF); 400 (RC); 325 (RL) | |

TEAM INFORMATION

| | |
|--|-----------------|
| Letterwinners Returning/Lost | 22/14 |
| Position Starters Returning/Lost | 7/2 |
| Pitchers Returning/Lost | 12/7 |
| Newcomers | 17 (9 Freshmen) |
| Overall Record | 3-4 |
| Big Ten Record | 0-0 |

COMMUNICATIONS INFORMATION

| | |
|------------------------|-----------------------------------|
| Baseball Contact | Jared Meister |
| Email | jmeister@huskers.com |
| Phone | (402) 472-7781 |
| Fax | (402) 472-2005 |
| Ticket Office | 1-800-8 BIG RED or (402) 472-3111 |
| Ticket Website | Huskers.com/Tickets |
| Radio | Huskers Radio Network |

SEASON NOTES

FOLLOW THE GAME

- All of this weekend's games at the Frisco College Baseball Classic will be streamed on D1Baseball, with Chris Mycoskie, Ben McDonald and Mike Hargde on the call.
- Fans can also listen to David Gustafson call the action on Friday and Ben McLaughlin and Gustafson on the call on Saturday and Sunday on the Huskers Radio Network.
- Every game this season can be heard for free on Huskers.com and the Official Nebraska Huskers App for both iOS and android devices.

NEBRASKA VS. SAM HOUSTON

- Through 11 all-time meetings, Sam Houston holds a 9-2 advantage over Nebraska in the all-time series with the Big Red.
- The two teams opened the 2022 campaign in a four-game set at Sam Houston, where the Bearkats picked up three wins in the series.
- Friday night's matchup marks the second meeting between the Huskers and Bearkats at the Frisco College Baseball Classic after Sam Houston tallied an 11-10 win in 2019.

NEBRASKA VS. LSU

- Saturday's matchup marks the second all-time meeting between the Huskers and Tigers.
- In their lone meeting, LSU picked up a 4-2 win over Nebraska at the Houston College Classic at Minute Maid Park in 2015.

NEBRASKA VS. KANSAS STATE

- Nebraska holds a 174-117 advantage over Kansas State in the all-time series against the Wildcats after winning 8-0 vs. K-State in their lone matchup last season.
- Jackson Brockett tossed the sixth individual no-hitter in Nebraska baseball history, and the first nine-inning no-hitter since 1954, in Nebraska's 8-0 win over the Wildcats last season at Hawks Field at Haymarket Park.

FAMILIAR FACES IN THE DUGOUT

- There will be some familiar faces in the Husker and Bearkat dugouts this weekend.
- Assistant coach Mike Sirianni is the younger brother of Sam Houston head coach Jay Sirianni.
- Head coach Will Bolt and Jay Sirianni were teammates for one season on the 1999 Nebraska baseball team that advanced to the NCAA Regional after winning the Big 12 Tournament title.
- Sirianni was a left-handed pitcher as a four-year letterman for the Huskers in 1996-99, including playing the 1998 and 1999 seasons on Rob Childress' pitching staffs, compiling a 15-9 record with 124 strikeouts in 181 innings pitched in 57 career appearances, including 26 starts at Nebraska.
- Assistant coach Lance Harvell arrived in Lincoln in 2019 after spending the previous five seasons at Sam Houston as the team's assistant coach and recruiting coordinator.
- During that span, the Bearkats captured four Southland Conference regular-season titles and qualified for the NCAA Tournament in 2016 and 2017, advancing to the program's first Super Regional in 2017.

BIG RED IN EARLY SEASON TOURNAMENTS

- For the fourth and fifth times in six seasons under Bolt, Nebraska will play in a weekend tournament during non-conference action, as the Huskers are set to play in a pair of neutral-site events this season.
- The Huskers opened this season at the MLB Desert Invitational in Arizona, where the Big Red went 2-1 and picked up victories against No. 16 Vanderbilt and San Diego State.
- This season is the third straight year taking part in a neutral-site tournament for the Big Red after the Huskers played in the Shriners Children's College Showdown (2024) and Cambria College Classic (2023).
- 2025 MLB Desert Invitational (Scottsdale/Mesa, Ariz.)
UC Irvine (L, 10-5), #16 Vanderbilt (W, 6-4), SDSU (W, 13-0)

2024 Shriners Children's College Showdown (Arlington, Texas)
Baylor (W, 4-1), #21 Texas Tech (L, 6-3), Oklahoma (L, 7-6)

2023 Cambria College Classic (Minneapolis, Minn.)

#7 Vanderbilt (W, 5-3), Hawaii (W, 12-3), #4 Ole Miss (L, 14-5)

2020 Tony Gwynn Legacy (San Diego, Calif.)

San Diego (L, 12-11), SDSU (L, 4-2), Arizona (L, 3-2)

A LOOK AT THE WEEKEND ROTATION

- With Brett Sears taken in the 2024 MLB Draft and Drew Christo's transition to the bullpen, it's a new-look weekend rotation for the Huskers this year.
- Mason McConnaughey takes the mound on Friday vs. Sam Houston after picking up his first quality start of the season last Friday in a 6-1 win at Louisiana. The junior is 1-1 with 6.52 ERA and 15 punchouts in two starts on the year.
- Sophomore Ty Horn is coming off his first career quality start and gets the nod on Saturday vs. No. 2 LSU. Horn dropped to 0-1 on the season after allowing two runs on four hits across six innings of work at Louisiana last weekend. The Halstead, Kan., native struck out five Cajun hitters and walked a pair in the loss.
- Senior Jackson Brockett returns to the starting rotation after coming out of the bullpen last weekend for the NU pitching staff at Louisiana. Brockett is 0-0 on the season with a 3.86 ERA in seven innings across two appearances at Grand Canyon and Louisiana.

MCCONNAUGHEY BRINGS IN PRESEASON ACCOLADES

- Coming off a second-team All-Big Ten campaign last season, junior Mason McConnaughey drew Preseason All-America recognition, earning third-team honors from D1Baseball and second-team accolades from the National Collegiate Baseball Writers Association.
- McConnaughey was one of 55 players across high school and college baseball named to the Golden Spikes Award Preseason Watch List, USA Baseball announced earlier this month.
- The Topeka, Kan., native is the first Husker named to the Golden Spikes Award Preseason Watch List since Ryan Boldt in 2016.

LUCKY NUMBER SIX IN THE BOLT ERA

- Nebraska is 107-21 under head coach Will Bolt when scoring at least six runs.
- The Big Red have scored six-plus runs in all three victories this season, defeating No. 16 Vanderbilt (6-4), San Diego State (13-0) and Louisiana (6-1).
- The Husker offense reached the six-run mark 34 times last season, compiling a 28-6 record.
- Nebraska scored six-plus runs in 33 contests (26-7) in 2023 after tallying at least six runs 23 times (19-4) in 2022, 28 times (26-2) in 2021 and seven times (5-2) in 2020.

SWANSEN NEARING ALL-TIME HOME RUN LIST

- With 28 career homers in his time at Nebraska, Gabe Swansen needs seven more homers in 2025 to reach the top 10 in career home runs by a Husker.
- In his time in Lincoln, Swansen has hit .277 at the plate with 22 doubles, 28 home runs, 94 RBI and 69 runs scored in 113 career games.
- The Johnston, Iowa, native paced the Husker offense in the postseason last year, hitting .500 (19-of-38) with six doubles, seven homers, 16 RBI and 10 runs scored in NU's nine postseason games in the Big Ten Tournament and Stillwater Regional.

| Rank | Player (Seasons) | HR |
|------|---------------------------|----|
| 1. | Matt Hopper (2000-03) | 64 |
| 2. | Bobby Benjamin (1988-90) | 48 |
| 3. | Dan Johnson (2000-01) | 46 |
| 4. | Scott Schreiber (2015-18) | 44 |
| | Alex Gordon (2003-05) | 44 |
| 6. | Steve Stanicek (1980-82) | 42 |
| 7. | Darin Erstad (1993-95) | 41 |

| | | |
|-----|------------------------|----|
| 8. | Max Anderson (2021-23) | 38 |
| 9. | Paul Meyers (1984-86) | 36 |
| 10. | Ken Harvey (1997-99) | 35 |

FLASHING THE LEATHER

• As of Feb. 25, Nebraska is 15th nationally with a .988 fielding percentage, including one of nine P4 teams with a .985-plus fielding percentage and three-or-fewer errors on the season.

| Team (Conf.) | PO | A | E | Pct. |
|-------------------------|-----|----|---|------|
| Northwestern (Big Ten) | 177 | 74 | 2 | .992 |
| #6 Georgia (SEC) | 225 | 82 | 3 | .990 |
| Louisville (ACC) | 153 | 51 | 2 | .990 |
| #11 Oregon (Big Ten) | 216 | 70 | 3 | .990 |
| #23 Cincinnati (Big 12) | 190 | 70 | 3 | .989 |
| Nebraska (Big Ten) | 180 | 71 | 3 | .988 |
| Arizona (Big 12) | 171 | 60 | 3 | .987 |
| #10 Virginia (ACC) | 172 | 53 | 3 | .987 |
| Notre Dame (ACC) | 156 | 63 | 3 | .986 |

YOUTH MOVEMENT ON THE MOUND

• The NU pitching staff has seen four freshmen put up strong outings to begin their time at Nebraska on the mound in the first two weeks of the season.

• True freshmen Pryce Bender, Colin Nowaczyk and Gavin Blachowicz have combined to deal six scoreless innings, allowing a combined three hits with 5 strikeouts and one walk to being their collegiate career.

• Redshirt freshman Carson Jasa has made a pair of relief appearances out of the bullpen, surrendering one run, unearned, on two hits with three punchouts and two walks across 2.2 innings of action this season.

| Player | IP | H | R | ER | BB | SO |
|------------------|-----|---|---|----|----|----|
| Pryce Bender | 3.0 | 0 | 0 | 0 | 0 | 3 |
| Carson Jasa | 2.2 | 2 | 1 | 0 | 2 | 3 |
| Colin Nowaczyk | 2.0 | 2 | 0 | 0 | 1 | 2 |
| Gavin Blachowicz | 1.0 | 1 | 0 | 0 | 0 | 0 |
| TOTAL | 8.2 | 5 | 1 | 1 | 3 | 8 |

BATS IN THE NEBRASKA LINEUP

• Leadoff hitter Cayden Brumbaugh has a team-leading three multi-hit games for the NU offense, posting a pair of two-hit performances and a season-high three hits in 6-1 win at Louisiana last weekend.

• Riley Silva leads the Huskers with a .313 hitting clip at the plate and is second on the team with a .421 on-base percentage in five starts.

• Joshua Overbeek is hitting .273 with a double and a triple on the year, while Dylan Carey holds a .269 batting average with two doubles and leads the NU offense with five runs and three stolen bases in seven starts.

• Will Jesske has recorded a double and a triple in four starts, and Case Sanderson is third on the team with a .419 on-base percentage while starting all seven games at first base for the Huskers.

• Gabe Swansen has driven in a team-leading nine RBI and has doubled twice with one homer, while Rhett Stokes and Max Buettenback have collected four and three hits, respectively, in the first two weekends.

• Hogan Helligso drove in a season-high two RBI in 6-1 win at Louisiana last weekend, and Cael Frost has reached base safely in each of his five starts this season.

• Devin Nunez homered in his first career start last weekend, while Robby Bolin is hitting .286 with a pair of runs scored in five games played on the year.

HUSKERS IN THE PEN

• Luke Broderick has appeared in two games for the NU bullpen, including a one-inning save in 6-4 win against No. 16 Vanderbilt.

• Jalen Worthley is 1-0 on the season, dealing 3.2 scoreless innings and holding opponents to a .154 batting average across two appearances against No. 16 Vanderbilt and Louisiana.

• Will Walsh is available out of the bullpen this weekend after making starts vs. San Diego State and Louisiana this season.

The southpaw holds a 4.00 ERA and eight punchouts in nine innings this season.

• Pryce Bender has pitched three scoreless frames across two appearances, while Colin Nowaczyk hasn't allowed a run in two innings of action.

• Grant Cleavinger, Ryan Harrahill and Caleb Clark have each made two appearances on the mound, combining for one run allowed in 3.2 innings, while Drew Christo has made a team-high three relief appearances this season.

• Carson Jasa has surrendered one unearned run with three strikeouts in 2.2 innings across appearances against San Diego State and Louisiana this season.

• TJ Coats and Gavin Blachowicz made their Husker debut on the mound last weekend, combining for two scoreless innings with one strikeout.

BRODERICK NAMED TO STOPPER OF THE YEAR WATCH LIST

• Junior closer Luke Broderick earned a spot on the National Collegiate Baseball Writers Association's Stopper of the Year Preseason Watch List, the organization announced last week. The award is given to the top relief pitcher in Division I Baseball each season.

• Broderick, a right-hander from Omaha, Neb., is one of 76 players on the list. The right-hander spent two seasons as a starter at Iowa Western CC before coming to Lincoln and transitioning into a closer in the fall.

• Broderick was one of 24 players selected to the USA NJCAA All-Star Team last summer, helping Team USA to a championship appearance at the historic Honkbalweek Haarlem. The Omaha, Neb., native allowed just three hits and didn't give up a run with six punchouts and two walks in a 3.1-inning outing for the Stars and Stripes.

• In his two years with the Reivers, Broderick posted an 8-1 record with a 5.75 ERA and 69 strikeouts in 56.1 innings across 21 appearances, including 15 starts. Broderick earned all-conference recognition after going 7-1 with a 3.21 ERA and 56 strikeouts in 42 innings in 2024.

BIG RED ON THE RISE

• Nebraska is the only P4 program and one of four teams nationally to record at least a seven-win improvement in each of the last two seasons.

• The Huskers saw a 10-win improvement in 2023 after improving their win total by seven and compiling a 40-22 overall record last season.

| Team | 2022 | 2023 | 2024 |
|---------------------|------|----------|----------|
| Austin Peay (ASUN) | 19 | 26 (+7) | 35 (+9) |
| Nebraska (Big Ten) | 23 | 33 (+10) | 40 (+7) |
| Sacred Heart (NEC) | 12 | 28 (+16) | 35 (+7) |
| UC Davis (Big West) | 6 | 17 (+11) | 29 (+12) |

ROB CHILDRESS PITCHING FACTORY

• Proven to be one of the nation's top pitching coaches at the collegiate level, Rob Childress has produced 25 All-Americans and 40 top-10 round draft picks in his 25 seasons directing the pitching at Nebraska and Texas A&M.

• Under his tutelage, 80 pitchers have been drafted or signed as free agents during his time with the Huskers and Aggies.

• Childress' pitching staffs have finished in the top-15 in the country in ERA eight times since 2000, including top-three finishes on three occasions. Five of his pitching staffs have finished in the top-25 nationally in strikeouts per nine innings since 2010, including four times in the top 10.

• In his nine seasons at the helm of the NU pitching staff, the Huskers have produced six of the top 10 single-season strikeout totals in school history, including a school-record 538 strikeouts in 2005. The NU pitchers fell 11 punchouts shy of tying the school record last season, compiling the second-most strikeouts in program history with 527 strikeouts in 2024.

• Childress' pitching staffs have completed 11 seasons with a walks-per-innings below three, including a season-low 2.51 walks/9 inn. at Nebraska in 2000 and Texas A&M in 2011.

| Category (26 Seasons with NEB/TAMU) | Stat |
|-------------------------------------|------|
| ERA | 3.57 |
| Strikeouts/9 inn. | 7.8 |

HOME OF THE HUSKERS



On July 30, 1999, the University of Nebraska, the City of Lincoln and NEBCO Inc. announced plans to construct two new stadiums, an 8,500-seat ballpark for the Husker baseball program and the Saltdogs – marking professional baseball's return to the Star City for the first time in 40 years – and a 2,500-seat softball stadium located next door.

In March of 2000, Howard and Myrna Hawks guaranteed the University's commitment to the baseball/softball project, enabling Nebraska to move forward on the complex on schedule. An avid supporter of the Husker baseball program, Myrna Hawks never had the opportunity to see the finished product, as she passed away on Jan. 24, 2001. In her honor, the playing surface was named Hawks Field in February of 2002 and was formally dedicated on April 28, 2002, before a doubleheader against Kansas.

TOP 10 SINGLE-GAME ATTENDANCE

| No. | Opponent (Date) | Attendance |
|-----|----------------------------|------------|
| 1. | Texas A&M (April 14, 2006) | 8,757 |
| 2. | Miami (June 11, 2005) | 8,711 |
| 3. | Texas A&M (May 9, 2008) | 8,708 |
| 4. | Kansas (April 19, 2008) | 8,697 |
| 5. | Creighton (June 4, 2005) | 8,662 |
| 6. | Texas (April 21, 2007) | 8,656 |
| 7. | UC Irvine (May 31, 2008) | 8,646 |
| 8. | Oklahoma (May 21, 2006) | 8,613 |
| 9. | Richmond (June 9, 2002) | 8,569 |
| 10. | Texas (April 8, 2005) | 8,485 |

TOP 10 CONFERENCE SERIES ATTENDANCE

| No. | Opponent (Date) | Attendance |
|-----|--------------------------------|------------|
| 1. | Oklahoma (May 19-21, 2006) | 25,175 |
| 2. | Texas A&M (April 13-15, 2006) | 24,490 |
| 3. | Texas (April 8-10, 2005) | 22,595 |
| 4. | Texas (April 20-22, 2007) | 21,898 |
| 5. | Maryland (April 7-9, 2017) | 19,705 |
| 6. | Indiana (May 10-12, 2024) | 19,552 |
| 7. | Kansas State (May 20-22, 2005) | 19,302 |
| 8. | Iowa (April 14-16, 2017) | 18,931 |
| 9. | Baylor (May 16-18, 2003) | 18,358 |
| 10. | Texas Tech (April 4-6, 2008) | 18,320 |

TOP 10 NON-CONFERENCE SERIES ATTENDANCE

| No. | Opponent (Date) | Attendance |
|-----|---|------------|
| 1. | Richmond (June 7-9, 2002) | 25,524* |
| 2. | FGCU (March 13-15, 2015) | 17,083 |
| 3. | Miami (June 10-11, 2005) | 17,019** |
| 4. | Arizona State (May 10-12, 2019) | 16,153 |
| 5. | Texas A&M-CC (March 18-20, 2022) | 15,480 |
| 6. | Alabama (March 10-12, 2006) | 14,885 |
| 7. | Texas (March 27-29, 2015) | 14,866 |
| 8. | Nevada (April 26-28, 2018) | 14,669 |
| 9. | College of Charleston (March 17-19, 2017) | 14,653 |
| 10. | BYU (April 14-16, 2022) | 14,606# |

* - Three-game series in Lincoln Super Regional

** - Two games of Lincoln Super Regional

- Four-game series played in three dates

| | |
|-------------------------|-------|
| Hits/9 inn. | 8.3 |
| Walks/9 inn. | 2.89 |
| Strikeout-to-Walk Ratio | 2.71 |
| Strikeouts/Season | 490.6 |

EIGHT HUSKERS AMONG THE NATIONAL LEADERS

- As of Feb. 26, seven Huskers rank among the top 50 nationally in seven individual offensive and pitching statistics.

| Category | Value | B1G | NCAA |
|-------------------------|-------|-----|------|
| <u>Cayden Brumbaugh</u> | | | |
| Triples | 1 | 3rd | 42nd |

Will Jesske

| | | | |
|---------|---|-----|------|
| Triples | 1 | 3rd | 42nd |
|---------|---|-----|------|

Joshua Overbeek

| | | | |
|---------|---|-----|------|
| Triples | 1 | 3rd | 42nd |
|---------|---|-----|------|

Dylan Carey

| | | | |
|-----------------|---|-----|------|
| Sacrifice Flies | 2 | 3rd | 18th |
|-----------------|---|-----|------|

Will Walsh

| | | | |
|---------------|---|-----|-----|
| Games Started | 2 | 1st | 9th |
|---------------|---|-----|-----|

Ty Horn

| | | | |
|---------------|---|-----|-----|
| Games Started | 2 | 1st | 9th |
|---------------|---|-----|-----|

Mason McConnaughey

| | | | |
|---------------|---|-----|-----|
| Games Started | 2 | 1st | 9th |
|---------------|---|-----|-----|

BIG RED AMONG THE NATIONAL LEADERS

- Nebraska ranks among the Big Ten leaders and top 50 nationally in seven statistical categories as of Feb. 26.

| Category | Value | B1G | NCAA |
|-------------------------|-------|-----|------|
| Fielding Percentage | .988 | 3rd | 15th |
| Sacrifice Flies | 5 | 3rd | 35th |
| Shutouts | 1 | 5th | 28th |
| Strikeout-to-Walk Ratio | 3.00 | 2nd | 31st |
| Triples | 3 | 2nd | 30th |
| Triples/Game | 0.43 | 2nd | 3rd |
| Walks Allowed/9 inn. | 3.00 | 2nd | 24th |

HUSKERS BY MONTH IN 2025

| | Feb. | March | April | May |
|-----------------|------|-------|-------|-----|
| Records | 3-4 | -- | -- | -- |
| Runs | 34 | -- | -- | -- |
| Runs/Game | 4.9 | -- | -- | -- |
| Opp. Runs/Game | 4.6 | -- | -- | -- |
| Hits | 50 | -- | -- | -- |
| Hits/Game | 7.1 | -- | -- | -- |
| ERA | 4.05 | -- | -- | -- |
| Strikeouts | 60 | -- | -- | -- |
| Strikeouts/Game | 8.6 | -- | -- | -- |

MINING THE JUNIOR COLLEGE RANKS

- Of the 40 Husker on this year's squad, 13 Huskers spent time playing at least one season at the junior college level at some point prior to arriving in Lincoln.

- Two players hail from Barton County CC and Iowa Western CC, while Cisco College, Hutchinson CC, Kirkwood CC, New Mexico Military Institute, Pasco Hernandez JC and Weatherford JC all had one Husker come through their respective programs.

HUSKERS SEEK SEVENTH NCAA REGIONAL SINCE 2014

- The Big Red look to continue their recent trend of qualifying for the NCAA Tournament. NU has made it to the NCAA Regional in six of the last 10 seasons (2014, 2016, 2017, 2019, 2021, 2024) (2020 not included due to COVID-19).

STARS IN THE MAKING

- Nebraska has nine players ranked in D1Baseball's Top MLB Draft Prospects and Impact Freshmen rankings in the Big Ten.

Top Big Ten Prospects - 2025 Draft Eligible

- Mason McConnaughey - No. 9

- Luke Broderick - No. 12
- Case Sanderson - No. 13
- Dylan Carey - No. 27

Top Big Ten Prospects - 2026 Draft Eligible

- Ty Horn - No. 5
- Carson Jasa - No. 23
- Tucker Timmerman - No. 26

Top 20 Impact Freshmen List

- Pryce Bender - No. 11
- J'Shawn Unger - No. 17

FIVE HUSKERS IN D1BASEBALL POSITION RANKINGS

- Nebraska had five players listed in D1Baseball's Preseason Player Rankings released throughout the month of February.
- Cael Frost and Gabe Swansen were ranked No. 27 and 95, respectively, in the list of the top 100 outfielders. Frost batted .343 with 21 homers and 59 RBI as the Summit League Player of the Year at South Dakota State last season, while Swansen hit .327 at the plate with eight home runs and 22 RBI in 34 games in 2024.
- Mason McConnaughey checked in at No. 14 in the top 150 starting pitchers after going 9-3 with a 3.45 ERA and 91 strikeouts in 73 innings last season.
- Luke Broderick and Drew Christo were ranked No. 84 and 95, respectively, in the list of the top 100 relievers. Broderick comes to Lincoln after spending the last two years at Iowa Western CC, while Christo went 3-3 with a save and a 4.62 ERA in 17 appearances in 2024.

BOLIN, BRODERICK DON THE STARS AND STRIPES

- Juniors Robby Bolin and Luke Broderick helped the USA NJCAA All-Star Team to a championship appearance at the historic Honkbalweek Haarlem last summer.
- Bolin earned recognition as Team USA's best hitter of the tournament after swiping a tournament-high five stolen bases and hitting .391 at the plate with nine hits, an RBI and six runs scored in the tournament's seven games.
- Broderick appeared in one game for the Stars and Stripes in a 3.1-inning outing, allowing just three hits and didn't give up a run while compiling six strikeouts and two walks.

2025 BIG TEN PRESEASON POLL

- Nebraska was picked to finish second in the 2025 Big Ten Preseason Poll, the league office announced this week.
- Oregon was chosen as the league's favorite, coming off consecutive super regional appearances in 2023 and 2024.
- The Big Red were selected for a runner-up finish, followed by Indiana, UCLA, Michigan and USC.

| Rank | School | 2024 Record (B1G) |
|------|----------|-------------------|
| 1. | Oregon | 40-20 |
| 2. | Nebraska | 40-22 (16-8) |
| 3. | Indiana | 33-26-1 (15-9) |
| 4. | UCLA | 19-33 |
| 5. | Michigan | 32-28 (14-10) |
| 6. | USC | 31-28 |

MAJOR LEAGUE FAMILY TIES

- Several members of the 2025 Husker roster have family members who have reached The Show or have heard their name called in the Major League Baseball Draft.

| Player | Relative | Organization |
|------------|-----------------------------|-----------------|
| Brumbaugh | Cliff (Father) | Rangers/Rockies |
| Carey | Dave (Grandfather) | Expos |
| | Dan (Great Uncle) | Mets |
| | Scott Fries (Cousin) | Cubs |
| Cleavinger | Garrett (Brother) | Rays |
| Harrahill | Dwight Siebler (3rd Cousin) | Twins |
| Lewis | Peyton (Father) | Blue Jays |
| | Tyson (Brother) | Reds |

BIG RED FAMILY CONNECTION

- Four Huskers on the NU roster have had at least one family member compete in a sport at Nebraska.

- Max Buettenback and Drew Christo have relatives who played on the gridiron for the Big Red, while Dylan Carey and Ryan Harrahill each have a family member who competed for the NU baseball program.

| Player | Relative | Sport |
|-------------|-----------------------------|----------|
| Buettenback | Ben (Father) | Football |
| | Matt Vrzal (Uncle) | Football |
| Carey | Scott Fries (Cousin) | Baseball |
| Christo | Monte (Father) | Football |
| Harrahill | Dwight Siebler (3rd Cousin) | Baseball |

TWO HUSKERS TAKEN IN 2024 MLB DRAFT

- The Huskers have at least two players picked in the MLB Draft in eight of the last 10 drafts (excluding shortened 2020 Draft) after Josh Caron and Brett Sears heard their named called in the 2024 MLB Draft.
- Last year's draft marked the third time in the last four drafts that the Huskers had multiple players selected in the top 10 rounds.
- Caron became the highest overall selection of a Husker catcher since 1985 with the fourth-round selection by the Seattle Mariners. The NU junior was one of two catchers nationally to hit at least .300 at the plate with 15-plus homers and 65 runs driven in last season after hitting .308 with 15 doubles, a triple, 16 home runs, 65 RBI and 46 runs for the Huskers in 2024.
- Sears heard his name called with the seventh-round selection by the Atlanta Braves to become the fifth Husker pitcher under head coach Will Bolt to be drafted in the first 10 rounds, joining Spencer Schwellenbach (2nd, 2021), Cade Povich (3rd, 2021), Emmett Olson (4th, 2023) and Jace Kaminska (10th, 2023). The unanimous Second-Team All-American was the Big Ten's Pitcher of the Year and a First-Team All-Big Ten selection after posting a 9-1 record with a 2.16 ERA and 101 punchouts in 104 innings.

#PROBIGRED: HUSKERS IN SPRING TRAINING

- With MLB spring training scheduled to start in February, seven former Huskers are set to report to various spring training camps across Florida and Arizona this month.
- Jake Meyers and Brice Matthews earned invites from the Astros, while Aaron Bummer and Spencer Schwellenbach received invites from the Braves. Matt Waldron (Padres), Cade Povich (Orioles) and Josh Caron (Mariners) are also Huskers to keep an eye on this spring.

NU AMONG NATION'S BEST IN ATTENDANCE

- Nebraska has led the Big Ten in attendance every season since joining the Big Ten in 2012 and ranks ninth nationally in average attendance in the last 13 seasons with 4,207 fans per game.
- The Big Red have ranked in the Top 20 in average attendance in each season since 2012, climbing as high as sixth in 2017 and 2021.
- The Huskers have finished in the top 15 in average attendance in every season since 2015, joining LSU, Ole Miss, Arkansas, South Carolina, Mississippi State, Texas and Florida as the only eight programs to accomplish the feat.

| Rank | Team | Avg. Attendance Since 2012 |
|------|-------------------------|----------------------------|
| 1. | LSU (SEC) | 10,197 |
| 2. | Ole Miss (SEC) | 8,634 |
| 3. | Arkansas (SEC) | 8,422 |
| 4. | Mississippi State (SEC) | 8,113 |
| 5. | South Carolina (SEC) | 6,591 |
| 6. | Texas (SEC) | 5,543 |
| 7. | Texas A&M (SEC) | 4,765 |
| 8. | Florida State (ACC) | 4,239 |
| 9. | Nebraska (Big Ten) | 4,207 |
| 10. | Clemson (ACC) | 4,171 |



PLAYING CAREER

1999-02 Nebraska

COACHING CAREER

| | | |
|------------|-------------------|---------------------|
| 2005 | Nebraska | Volunteer Assistant |
| 2006-07 | Texas A&M | Volunteer Assistant |
| 2008-11 | Texarkana College | Head Coach |
| 2012-14 | Nebraska | Assoc. Head Coach |
| 2015-19 | Texas A&M | Assistant Coach |
| 2020-Pres. | Nebraska | Head Coach |

YEAR-BY-YEAR COACHING RECORD

| Yr. | Record | Pct. | Conf. | Postseason |
|------|---------|------|-------|---------------|
| 2020 | 7-8 | .467 | - | - |
| 2021 | 34-14 | .708 | 31-12 | NCAA Regional |
| 2022 | 23-30 | .434 | 10-14 | - |
| 2023 | 33-23-1 | .588 | 15-9 | - |
| 2024 | 40-22 | .645 | 16-8 | NCAA Regional |
| 2025 | 3-4 | .429 | 0-0 | - |

COACHING HONORS

2021 Big Ten Coach of the Year

NCAA TOURNAMENTS

NEBRASKA

- » 2005 College World Series
- » 2014 NCAA Regional
- » 2021 NCAA Regional
- » 2024 NCAA Regional

TEXAS A&M

- » 2007 NCAA Super Regional
- » 2015 NCAA Super Regional
- » 2016 NCAA Super Regional
- » 2017 College World Series
- » 2018 NCAA Regional
- » 2019 NCAA Regional

CONFERENCE CHAMPIONSHIPS

NEBRASKA

- » 2021 Big Ten Regular Season Champions
- » 2005 Big 12 Regular Season Champions
- » 2005 Big 12 Tournament Champions
- » 2024 Big Ten Tournament Champions

TEXAS A&M

- » 2007 Big 12 Tournament Champions
- » 2016 SEC Tournament Champions

N HEAD COACH WILL BOLT 7

One of the catalysts in Nebraska baseball's rise to national prominence in his playing days, Will Bolt returned to his alma mater as former athletic director Bill Moos named Bolt the 24th head coach of the Husker baseball program on June 14, 2019. He enters his sixth season at the helm in 2025.

Bolt captained the Huskers' first two College World Series teams in 2001 and 2002, and has 16 years of NCAA Division I coaching experience, having served in assistant coaching roles at Texas A&M and Nebraska. Bolt also spent four years as the head coach at Texarkana College.

NEBRASKA HEAD COACH

Bolt guided the Huskers to their first Big Ten Tournament title in program history after the Huskers fought off elimination five times with a perfect 5-0 mark, including a 2-1 win over Penn State in the Big Ten Championship game. The Huskers made their 18th NCAA Tournament appearance in program history and posted a 40-22 overall record, as the Big Red reached the 40-win mark for the first time since 2014 and the 19th time in program history.

Along with the Big Ten Tournament run, Brett Sears was a unanimous Second-Team All-American and was named the Big Ten's Pitcher of the Year before getting drafted by the Atlanta Braves in the seventh round of the MLB Draft. Josh Caron was selected in the fourth round by the Seattle Mariners, becoming the highest overall selection of a Husker catcher since 1985.

In 2023, the Huskers had four players picked in the first 10 rounds of the MLB Draft for the first time since 2005. Fueled by Second-Team All-American Max Anderson and first-round draft pick Brice Matthews, the Nebraska offense belted a school-record 97 home runs. Anderson became the first Husker since 2001 to hit above .400 at the plate with a .414 batting average while hitting the fifth-most homers in program history with 21 last season. Matthews became the first player in program history and second player all-time in the Big Ten to record 20 home runs and 20 stolen bases in a season.

The 2021 Big Ten Coach of the Year, Bolt guided Nebraska to its second Big Ten regular-season championship in 2021. The Huskers compiled a 34-14 record, including a 31-12 record in Big Ten play, with NU capturing the league crown by 3.5 games. Nebraska also advanced to its first regional final since 2007 while posting a 3-2 record in the NCAA Fayetteville Regional.

In addition to Bolt's coaching accolade, NU counted the Big Ten Player of the Year in Spencer Schwellenbach, the Big Ten Freshman of the Year in Max Anderson and four first-team All-Big Ten honorees -- its most since joining the league. Schwellenbach was also tabbed the John Olerud Two-Way Player of the Year and a first-team All-American, and Anderson picked up Freshman All-America recognition.

Three NU hurlers were selected in the 2021 MLB Draft, with Schwellenbach in the second round (59th overall) by the Atlanta Braves, Cade Povich going in the third round (98th overall) by the Minnesota Twins and Cam Wynne picked in the 20th round by the Philadelphia Phillies.

Bolt and his coaching staff have done impressive work in recruiting since their arrival in Lincoln. The Huskers' 15-member 2021 recruiting class, which included a trio of top-200 prospects, was ranked 20th by Perfect Game, 21st by Baseball America and 36th by Collegiate Baseball.

Nebraska's 2020 season -- Bolt's first at the helm -- was cut short due to the COVID-19 pandemic.

TEXAS A&M ASSISTANT COACH

Bolt spent five seasons as an assistant coach at Texas A&M under former NU assistant Rob Childress. In that span, the Aggies went 219-98-1 (.690) with five straight NCAA Regional appearances, three Regional titles, an SEC Tournament title in 2016 and an appearance in the 2017 College World Series.

Bolt's primary functions on the Aggie staff included coordinating the offensive game, mentoring the infielders and serving as third base coach. The Aggies finished in the top-25 nationally in batting average twice under his tutelage, and finished in the top five of the SEC in hitting or runs scored in four of his five seasons with the Aggies. He tutored 12 hitters who were selected in the MLB Draft during his tenure in College Station, including six players selected in the top-10 rounds, and seven players who earned first- or second-team All-SEC honors.

In 2019, the Aggie offense was led by Braden Shewmake, who was the No. 21 overall selection in the Major League Baseball Draft by the Atlanta Braves. Shewmake hit .313 with six homers, 47 RBI and 45 runs scored en route to becoming the school's first MLB first-round pick since 2012. The Aggies won 39 games and reached the championship game of the Morgantown Regional.

In 2018, the Aggies went 40-22 and reached an NCAA Regional behind the emergence of Michael Helman, who finished 15th in the nation in hits (92), and logged a .369 batting average, .451 on-base percentage and 61 runs to rank in the top 50 nationally.

The Aggies made a run to the College World Series in 2017, finishing the season with a 41-23 mark behind the rise of Shewmake, who earned All-America honors and was named National Freshman of the Year and SEC Freshman of the Year after hitting .328 with 11 homers and 69 RBI.

Bolt guided a prolific Texas A&M offense to 49 runs and an SEC Tournament title in 2016, as the Aggies led the SEC in batting average, runs scored, hits, home runs, on-base percentage and slugging percentage while ranking in the top-25 nationally in seven categories, including hits (712, second), runs (471, ninth), batting average (.311, 15th), doubles (129, 20th), home runs (62, 22nd), slugging percentage (.467, 22nd) and scoring offense (7.2 runs per game, 23rd). The Aggies were led by All-American Boomer White, who hit .386 with five homers, 46 RBI and 49 runs scored while striking out just 16 times in 259 plate appearances en route to SEC Player-of-the-Year honors.

Bolt made an immediate impact for the Texas A&M offense in his first season, as the Aggies ranked second in the SEC in hitting (.299) and third in runs scored (6.6) during his first season in College Station. The Aggies opened the season with an SEC-record

24-game win streak on their way to a 50-win season and a Super Regional appearance. That year, the Aggies ranked among the national leaders in home runs (third, 70), hits (655, seventh), runs (424, 15th) and slugging percentage (.457, 15th).

NEBRASKA ASSOCIATE HEAD COACH

Bolt was associate head coach for the Huskers from 2012 to 2014, serving under Darin Erstad. Bolt tutored four players to first-team All-Big Ten honors, including two-time selections Chad Christensen, Michael Pritchard and Pat Kelly.

Nebraska was one of the top offenses in the Big Ten during his final year in Lincoln in 2014, ranking 19th nationally in hits (623), 30th in triples (19) and 31st in batting average (.293) as Nebraska won 41 games and reached the NCAA Tournament for the first time since 2008. Nebraska's defense was also one of the best units in the country. With new starters at first base, third base, shortstop, left field and center field, the Huskers ranked 21st in the country with a .976 fielding percentage.

Under Bolt's watch in 2013, Nebraska's defense turned in its best performance in school history. The Huskers ranked second in the nation with a .981 fielding percentage, setting school and Big Ten records. The Husker offense improved under Bolt's tutelage in 2013, ranking in the top three in the Big Ten in eight offensive categories. In conference play, the Huskers led the conference in batting average (.335), on-base percentage (.401), runs (180), hits (307) and RBIs (159).

In Bolt's first season at Nebraska in 2012, he helped raise the team batting average by 45 points, as the Huskers ranked eighth nationally with a .315 clip as a squad. NU was eighth nationally in scoring offense, leading the Big Ten with 7.1 runs per game, while also topping the conference in homers (47), on-base percentage (.384) and runs scored (413). Pritchard, a third-team All-American, was one of six Husker hitters to earn all-conference recognition.

TEXARKANA COLLEGE HEAD COACH

Before joining Erstad's staff, Bolt served four years as head coach at Texarkana College from 2008 to 2011. He led the Bulldogs to a pair of Region XIV championships during his four-year stint. Bolt guided the Bulldogs to back-to-back Region XIV championships (2009 and 2010) during a stretch of four straight Regional Tournament appearances and four 30-plus win seasons. Bolt, who was 140-82 (.631) at Texarkana, helped over 20 players sign with Division I schools.

TEXAS A&M VOLUNTEER ASSISTANT COACH

Bolt headed back to his home state in 2006 and spent two seasons as a volunteer assistant coach at Texas A&M. In 2007, he was on staff when the Aggies advanced to the Super Regionals, while producing a 49-18 overall record and claiming the program's first Big 12 Tournament title. In College Station, Bolt specialized in infield work and helped tutor All-Americans Brandon Hicks and Blake Stouffer, who were each drafted in the first five rounds of the MLB Draft.

NEBRASKA VOLUNTEER ASSISTANT COACH

Bolt began his collegiate coaching career as a volunteer assistant at Nebraska in 2005, working with the Husker infielders and hitters. Behind National Player of the Year Alex Gordon, the Huskers compiled a school-record 57 wins and swept the Big 12 regular-season and Tournament championships. Nebraska finished the season with a then-school record .975 fielding percentage and included an infield that featured Gordon, first-team All-Big 12 performer Curtis Ledbetter and Joe Simokaitis, a second-team All-Big 12 pick.

NEBRASKA PLAYING CAREER

A member of Dave Van Horn's first recruiting class, Bolt was a four-year starter and team captain on Nebraska's 2001 and 2002 College World Series teams. The infielder played an instrumental role in helping Nebraska to four NCAA Regionals, three Super Regionals and back-to-back College World Series appearances.

Bolt was the Minneapolis Regional MVP as a sophomore, hitting .545 in three games to lead the Big Red to its first-ever NCAA Regional title. The following year, Bolt made one of the most memorable plays in school history, catching the final out of the 2001 Super Regional against Rice to send the Big Red to its first-ever College World Series.

Bolt finished his career holding six school records, including games played (251), games started (242), at-bats (922), hits (281), doubles (56) and assists (639). Bolt remains in the school's top five in several categories, including doubles (first, 56), games played (second, 251), assists (second, 639), hits (third, 281) and runs scored (fifth, 197).

Following his playing career, he began his coaching career as a graduate manager at Nebraska in 2004 before serving as head coach for the Parkville Sluggers (M.I.N.K. League) the following summer.

PERSONAL

A native of Conroe, Texas, Bolt and his wife, Lauren, were married in July 2005. They have two sons, Jaxon and Austin, and one daughter, Bella. Bolt graduated from Nebraska in 2003 with a degree in communication studies before earning his master's degree in 2006. Lauren graduated from Nebraska in 2005 with a degree in journalism.

COACHING STAFF



Will Bolt
Head Coach
Dugout



Lance Harvell
Assistant Coach
1st Base/Dugout



Rob Childress
Assistant Coach
Mound Visits/Dugout



Mike Sirianni
Assistant Coach
3rd Base/Dugout

NEBRASKA IN 2025

| | Overall | B1G |
|--------------------------|---------|-----|
| Overall | 3-4 | 0-0 |
| Home | 0-0 | 0-0 |
| Away | 1-3 | 0-0 |
| Neutral | 2-1 | 0-0 |
| Non-Conference | 3-4 | --- |
| vs. Ranked Opponent | 1-0 | 0-0 |
| Day Games | 0-4 | 0-0 |
| Night Games | 3-0 | 0-0 |
| vs. Left-Handed Starter | 2-1 | 0-0 |
| vs. Right-Handed Starter | 1-3 | 0-0 |
| 1-Run Games | 0-0 | 0-0 |
| 2-Run Games | 1-1 | 0-0 |
| 5+ Run Games | 2-2 | 0-0 |
| Extra Innings | 0-0 | 0-0 |
| Shutouts | 1-0 | 0-0 |
| Scoring 0-2 Runs | 0-3 | 0-0 |
| Scoring 3-5 Runs | 0-1 | 0-0 |
| Scoring 6-9 Runs | 2-0 | 0-0 |
| Scoring 10+ Runs | 1-0 | 0-0 |
| Opp. 0-2 Runs | 2-0 | 0-0 |
| Opp. 3-5 Runs | 1-2 | 0-0 |
| Opp. 6-9 Runs | 0-0 | 0-0 |
| Opp. 10+ Runs | 0-2 | 0-0 |
| Score in 1st Inning | 3-1 | 0-0 |
| Opp. Score in 1st Inning | 1-2 | 0-0 |
| Score First | 3-1 | 0-0 |
| Opp. Score First | 0-3 | 0-0 |
| After 6 Innings: | | |
| Leading | 3-0 | 0-0 |
| Trailing | 0-3 | 0-0 |
| Tied | 0-1 | 0-0 |
| After 7 Innings: | | |
| Leading | 3-0 | 0-0 |
| Trailing | 0-3 | 0-0 |
| Tied | 0-1 | 0-0 |
| After 8 Innings: | | |
| Leading | 3-0 | 0-0 |
| Trailing | 0-4 | 0-0 |
| Tied | 0-0 | 0-0 |
| Hit 0 Home Runs | 1-3 | 0-0 |
| Hit 1 Home Run | 2-1 | 0-0 |
| Hit 2+ Home Runs | 0-0 | 0-0 |
| Opp. 0 Home Runs | 1-2 | 0-0 |
| Opp. 1 Home Run | 2-2 | 0-0 |
| Opp. 2+ Home Runs | 0-0 | 0-0 |
| Made 0 Errors | 3-3 | 0-0 |
| Made 1 Error | 0-1 | 0-0 |
| Made 2+ Errors | 0-0 | 0-0 |
| Opp. 0 Error | 1-1 | 0-0 |
| Opp. 1 Error | 0-3 | 0-0 |
| Opp. 2+ Errors | 2-0 | 0-0 |
| Out-Hit Opp. | 3-0 | 0-0 |
| Out-Hit by Opp. | 0-4 | 0-0 |
| Hits are tied | 0-0 | 0-0 |

BY MONTH

| | | |
|----------|-----|-----|
| February | 3-4 | 0-0 |
| March | 0-0 | 0-0 |
| April | 0-0 | 0-0 |
| May | 0-0 | 0-0 |

BY DAY

| | | |
|-----------|-----|-----|
| Monday | 0-1 | 0-0 |
| Tuesday | 0-0 | 0-0 |
| Wednesday | 0-0 | 0-0 |
| Thursday | 0-0 | 0-0 |
| Friday | 1-1 | 0-0 |
| Saturday | 1-2 | 0-0 |
| Sunday | 1-0 | 0-0 |

BY UNIFORM

| | | |
|------------|-----|-----|
| Cream | 0-0 | 0-0 |
| White | 0-1 | 0-0 |
| Pinstripes | 0-0 | 0-0 |
| Grey | 1-1 | 0-0 |
| Red | 2-2 | 0-0 |

| No. | Player | Yr. | Pos. | Ht. | Wt. | B/T | Hometown / Previous School(s) |
|-----|--------------------|------|------|------|-----|-----|---|
| 0 | Cayden Brumbaugh | RJr. | UTIL | 5-11 | 195 | R/R | Edmond, Okla. / Sante Fe/ Oklahoma State |
| 1 | Riley Silva | Sr. | OF | 6-0 | 190 | L/R | Cambridge, Ontario / Barton County CC |
| 4 | Joshua Overbeek | Sr. | INF | 6-1 | 210 | S/R | Cincinnati, Ohio / Anderson / Pitt / Cisco College |
| 5 | Robby Bolin | Jr. | OF | 6-2 | 205 | L/L | Topeka, Kan. / Washburn Rural / Bart County CC |
| 6 | Pryce Bender | Fr. | RHP | 6-3 | 185 | R/R | Edmond, Okla. / Edmond North HS |
| 9 | Rhett Stokes | Sr. | INF | 5-10 | 195 | R/R | Roswell, N.M. / Roswell / New Mexico Military Institute |
| 10 | Hogan Helligso | Sr. | C | 6-0 | 195 | R/R | Elkhorn, Neb. / Elkhorn South / Creighton |
| 11 | Max Buettenback | So. | UTIL | 6-2 | 215 | L/R | Lincoln, Neb. / Lincoln Southeast |
| 12 | Cael Frost | Sr. | OF | 6-0 | 200 | L/R | Gilbertville, Iowa / Don Bosco Catholic / South Dakota State |
| 13 | Will Jesske | So. | UTIL | 5-11 | 210 | R/R | Lincoln, Neb. / Lincoln Southeast |
| 14 | Case Sanderson | So. | UTIL | 6-2 | 215 | L/L | Nevada, Mo. / Nevada |
| 15 | Dylan Carey | Jr. | INF | 6-3 | 210 | R/R | Castle Rock, Colo. / Ponderosa |
| 16 | Devin Nunez | Fr. | INF | 5-11 | 180 | L/R | Navasota, Texas / Navasota HS |
| 17 | Hayden Lewis | RSo. | OF | 6-1 | 205 | L/L | Yutan, Neb. / Yutan HS |
| 18 | Kanon Sundgren | Jr. | C | 6-1 | 185 | R/R | Silsbee, Texas / Silsbee HS / Weatherford JC |
| 20 | Ty Horn | So. | RHP | 6-2 | 200 | L/R | Halstead, Kan. / Eisenhower |
| 21 | Jaron Cotton | Jr. | INF | 6-3 | 200 | R/R | Leander, Texas / Leander HS / Barton County CC |
| 23 | Blake Encarnacion | Fr. | RHP | 6-4 | 210 | R/R | Friendswood, Texas / Friendswood HS |
| 24 | Caleb Clark | Jr. | LHP | 6-2 | 210 | L/L | Orillia, Ontario / Orillia Secondary School |
| 25 | Drew Christo | Sr. | RHP | 6-5 | 240 | R/R | Elkhorn, Neb. / Elkhorn |
| 26 | TJ Coats | So. | RHP | 6-3 | 220 | R/R | Overland Park, Kan. / Blue Valley Southwest HS / Cloud County CC |
| 28 | Luke Broderick | Jr. | RHP | 6-3 | 215 | R/R | Omaha, Neb. / Mount Michael Benedictine / Iowa Western CC |
| 30 | Will Walsh | RSr. | LHP | 6-4 | 220 | L/R | Leawood, Kan. / Rockhurst HS |
| 32 | Tucker Timmerman | So. | RHP | 6-3 | 220 | R/R | Beatrice, Neb. / Beatrice HS |
| 33 | Jackson Brockett | Sr. | LHP | 6-1 | 205 | L/L | Omaha, Neb. / Elkhorn South / Buford HS (Ga.) |
| 34 | Colin Cymbalista | Jr. | C | 6-0 | 200 | R/R | Pickering, Ontario / St. Mary's Catholic Secondary School / Hutchinson CC |
| 35 | Ryan Harrahill | So. | RHP | 6-4 | 225 | R/R | Elkhorn, Neb. / Elkhorn North HS |
| 36 | Grant Cleavinger | Jr. | LHP | 6-5 | 225 | L/L | Lawrence, Kan. / Lawrence HS / Tulane |
| 37 | J'Shawn Unger | Fr. | RHP | 6-5 | 225 | R/R | Blair, Neb. / Blair HS |
| 39 | Carson Jasa | RFr. | RHP | 6-7 | 225 | R/R | Thornton, Colo. / Faith Christian Academy |
| 41 | Chase Olson | Fr. | LHP | 5-11 | 180 | L/L | Raymore, Mo. / Raymore-Peculiar HS |
| 42 | Jalen Worthley | Jr. | LHP | 5-10 | 185 | L/L | Lincoln, Neb. / Lincoln East HS |
| 43 | Aiden Lieser | Fr. | RHP | 6-2 | 215 | L/R | Lino Lakes, Minn. / Centennial HS |
| 44 | Gabe Swansen | Sr. | OF | 6-0 | 200 | R/R | Johnston, Iowa / Johnston HS |
| 45 | Casey Daiss | Sr. | RHP | 6-4 | 210 | R/R | Webster, Fla. / Pasco Hernandez JC |
| 46 | Aiden White | Fr. | LHP | 6-2 | 210 | L/L | Prosper, Texas / Prosper HS |
| 47 | Colin Nowaczyk | Fr. | LHP | 6-1 | 190 | L/L | Elkhorn, Neb. / Elkhorn North HS |
| 50 | Gavin Blachowicz | Fr. | RHP | 6-3 | 205 | L/R | Olathe, Kan. / Olathe South HS |
| 51 | Mason McConnaughey | Jr. | RHP | 6-3 | 220 | R/R | Topeka, Kan. / Seaman HS / Cloud County CC |
| 55 | Tyler Stone | Sr. | INF | 6-3 | 240 | L/R | Scottsdale, Ariz. / Chaparral HS / Gonzaga / Iowa Western CC |

COACHING & SUPPORT STAFF

| | | |
|----|-----------------|----------------------------|
| 7 | Will Bolt | Head Coach |
| 22 | Lance Harvell | Assistant Coach |
| 29 | Rob Childress | Assistant Coach |
| 3 | Mike Sirianni | Assistant Coach |
| | Conor Behrens | Dir. of Operations |
| | Derey Roy | Dir. of Player Development |
| | Cole Evans | Graduate Manager |
| | Renee Brinkman | Baseball Office Manager |
| | Garrett Plumlee | Strength Coach |
| | Tanner Fowler | Athletic Trainer |

PRONUNCIATIONS

| Player | Pronunciation |
|------------------|---------------|
| Cayden Brumbaugh | Brum-baw |
| Hogan Helligso | Hell-ig-so |
| Max Buettenback | Byoo-ten-back |
| Kanon Sundgren | like Cannon |
| Jaron Cotton | Jare-in |
| Colin Cymbalista | Sim-bull-ista |
| Grant Cleavinger | Clev-in-ger |
| Carson Jasa | Yaw-suh |
| Aiden Lieser | Lee-ser |
| Casey Daiss | Dice |
| Colin Nowaczyk | Nuh-VAH-check |
| Gavin Blachowicz | black-oh-witz |

ROSTER BREAKDOWN BY CLASS

R-Senior (1): Walsh

Senior (10): Brockett, Christo, Daiss, Frost, Helligso, Overbeek, Silva, Stokes, Stone, Swansen

R-Junior (1): Brumbaugh

Junior (10): Bolin, Broderick, Carey, Clark, Cleavinger, Cotton, Cymbalista, McConnaughey, Sundgren, Worthley

R-Sophomore (1): Lewis

Sophomore (7): Buettenback, Coats, Harrahill, Horn, Jesske, Sanderson, Timmerman

R-Freshman (1): Jasa

Freshman (9): Bender, Blachowicz, Encarnacion, Lieser, Nowaczyk, Nunez, Olson, Unger, White

ROSTER BREAKDOWN BY POSITION

Catcher (3): Cymbalista, Helligso, Sundgren

Infielder (6): Carey, Cotton, Nunez, Overbeek, Stokes, Stone

Outfielder (5): Bolin, Frost, Lewis, Silva, Swansen

Left-Handed Pitcher (8): Brockett, Clark, Cleavinger, Nowaczyk, Olson, Walsh, White, Worthley

Right-Handed Pitcher (14): Bender, Blachowicz, Broderick, Christo, Coats, Daiss, Encarnacion, Harrahill, Horn, Jasa, Lieser, McConnaughey, Timmerman, Unger

Utility Player (4): Brumbaugh, Buettenback, Jesske, Sanderson

2025 BIG TEN STANDINGS (THROUGH FEB. 25)

| Team | Big Ten Record | Pct. | GB | Overall Record | Pct. | Streak |
|----------------|----------------|------|----|----------------|-------|--------|
| Purdue | 0-0 | -- | -- | 8-0 | 1.000 | W8 |
| UCLA | 0-0 | -- | -- | 7-1 | .875 | W3 |
| USC | 0-0 | -- | -- | 7-1 | .875 | W1 |
| Michigan State | 0-0 | -- | -- | 6-1 | .857 | L1 |
| Penn State | 0-0 | -- | -- | 5-1 | .833 | W4 |
| No. 11 Oregon | 0-0 | -- | -- | 6-2 | .750 | W3 |
| Illinois | 0-0 | -- | -- | 5-2 | .714 | W2 |
| Northwestern | 0-0 | -- | -- | 5-2 | .714 | L1 |
| Michigan | 0-0 | -- | -- | 4-3 | .571 | L3 |
| Iowa | 0-0 | -- | -- | 3-3 | .500 | W2 |
| Rutgers | 0-0 | -- | -- | 4-4 | .500 | W2 |
| Indiana | 0-0 | -- | -- | 3-4 | .429 | W3 |
| Maryland | 0-0 | -- | -- | 3-4 | .429 | L2 |
| Nebraska | 0-0 | -- | -- | 3-4 | .429 | L2 |
| Minnesota | 0-0 | -- | -- | 2-4 | .333 | W1 |
| Washington | 0-0 | -- | -- | 2-6 | .250 | L4 |
| Ohio State | 0-0 | -- | -- | 1-5 | .167 | L2 |

SCHEDULE/RESULTS (SUBJECT TO CHANGE)

Monday, Feb. 24

Indiana 4, Northwestern 3 Stanford 7, Washington 3

Tuesday, Feb. 25

Rutgers 12, Saint Joseph's 6 Delaware 13, Maryland 10
Illinois 19, Aurora 8 UCLA 8, Arizona State 4
USC 5, Cal State Fullerton 3

Wednesday, Feb. 26

Washington at San Francisco Xavier at Indiana

Thursday, Feb. 27

Iowa vs. Washington State

Friday, Feb. 28

Princeton vs. Maryland Penn State at Richmond
Mount St. Mary's vs. Indiana Iowa vs. Washington State
Auburn vs. Ohio State Northwestern at No. 17 Duke
Rutgers at Coastal Carolina Illinois vs. Texas Tech
Purdue vs. Akron Michigan State vs. Harvard
Indiana at Stetson Nebraska vs. Sam Houston
Columbia at No. 11 Oregon No. 14 Vanderbilt at UCLA
Minnesota at Arizona State No. 15 Texas vs. Washington
Michigan at Long Beach State UConn at USC

Saturday, March 1

Princeton vs. Maryland Indiana at Stetson
Purdue vs. Akron Rutgers at Coastal Carolina
Baylor vs. Ohio State Illinois vs. Washington
Northwestern at No. 17 Duke Maryland at No. 12 Wake Forest
Penn State vs. VCU Iowa vs. Washington State
Columbia at No. 11 Oregon (DH) Purdue vs. Akron
No. 14 Vanderbilt at USC UConn at UCLA
Nebraska vs. No. 2 LSU Michigan State vs. Harvard
Minnesota at Arizona State Michigan at Long Beach State

Sunday, March 2

Rutgers at Coastal Carolina Mount St. Mary's vs. Indiana
Iowa vs. Washington State Michigan State vs. Harvard
No. 9 Oregon State vs. Ohio State Northwestern at No. 17 Duke
Maryland at No. 12 Wake Forest Penn State at William & Mary
Nebraska vs. Kansas State Purdue vs. Akron
Illinois vs. No. 15 Texas Minnesota at Arizona State
Columbia at No. 11 Oregon Michigan at Long Beach State
USC at UCLA Texas Tech vs. Washington

BIG TEN PLAYERS OF THE WEEK

| | | |
|----------|---------------|---|
| Feb. 17 | Player..... | Logan Sutter, Purdue |
| | Pitcher..... | Joseph Dzierwa, Michigan State |
| | Freshman..... | Matthew Kouser, Northwestern |
| Feb. 24 | Player..... | Paxton Kling, Penn State |
| | Pitcher..... | Joseph Dzierwa, Michigan State |
| | Freshman..... | Burke-Lee Mabeus, Oregon/Grant Govel, USC |
| March 3 | Player..... | |
| | Pitcher..... | |
| | Freshman..... | |
| March 10 | Player..... | |
| | Pitcher..... | |
| | Freshman..... | |
| March 17 | Player..... | |
| | Pitcher..... | |
| | Freshman..... | |
| March 24 | Player..... | |
| | Pitcher..... | |
| | Freshman..... | |
| March 31 | Player..... | |
| | Pitcher..... | |
| | Freshman..... | |
| April 7 | Player..... | |
| | Pitcher..... | |
| | Freshman..... | |
| April 14 | Player..... | |
| | Pitcher..... | |
| | Freshman..... | |
| April 21 | Player..... | |
| | Pitcher..... | |
| | Freshman..... | |
| April 28 | Player..... | |
| | Pitcher..... | |
| | Freshman..... | |
| May 5 | Player..... | |
| | Pitcher..... | |
| | Freshman..... | |
| May 12 | Player..... | |
| | Pitcher..... | |
| | Freshman..... | |
| May 19 | Player..... | |
| | Pitcher..... | |
| | Freshman..... | |

2025 BIG TEN PRESEASON COACHES POLL

| Rank | Team | 2024 Overall Record (Big Ten Finish) |
|------|----------|--------------------------------------|
| 1. | Oregon | 40-20 (N/A) |
| 2. | Nebraska | 40-22 (2nd) |
| 3. | Indiana | 33-26-1 (3rd) |
| 4. | UCLA | 19-33 (N/A) |
| 5. | Michigan | 32-28 (T-4th) |
| 6. | USC | 31-28 (N/A) |

GAME-BY-GAME DEFENSIVE LINEUP

| Opponent | C | 1B | 2B | 3B | SS | LF | CF | RF | DH | SP |
|---------------------|----------|-----------|-----------|----------|-------|---------|-----------|-------------|-------------|--------------|
| vs. UC Irvine | Helligso | Sanderson | Brumbaugh | Stokes | Carey | Swansen | Bolin | Frost | Buettenback | McConnaughey |
| vs. Vanderbilt | Helligso | Sanderson | Brumbaugh | Overbeek | Carey | Swansen | Silva | Frost | Buettenback | Horn |
| vs. San Diego State | Jesske | Sanderson | Brumbaugh | Overbeek | Carey | Swansen | Silva | Frost | Buettenback | Walsh |
| at Grand Canyon | Helligso | Sanderson | Brumbaugh | Overbeek | Carey | Swansen | Silva | Frost | Buettenback | Brockett |
| at Louisiana | Helligso | Sanderson | Brumbaugh | Stokes | Carey | Swansen | Silva | Buettenback | Jesske | McConnaughey |
| at Louisiana | Helligso | Sanderson | Stokes | Overbeek | Carey | Swansen | Brumbaugh | Frost | Jesske | Horn |
| at Louisiana | Jesske | Sanderson | Brumbaugh | Stokes | Carey | Swansen | Silva | Buettenback | Nunez | Walsh |

GAME-BY-GAME BATTING ORDER

| Opponent | 1 | 2 | 3 | 4 | 5 | 6 | 7 | 8 | 9 |
|---------------------|-----------|-------------|-------|-----------|---------|-------------|----------|----------|----------|
| vs. UC Irvine | Brumbaugh | Buettenback | Carey | Sanderson | Swansen | Frost | Stokes | Helligso | Bolin |
| vs. Vanderbilt | Brumbaugh | Buettenback | Carey | Sanderson | Swansen | Frost | Overbeek | Helligso | Silva |
| vs. San Diego State | Brumbaugh | Buettenback | Carey | Sanderson | Swansen | Frost | Overbeek | Jesske | Silva |
| at Grand Canyon | Brumbaugh | Buettenback | Carey | Sanderson | Swansen | Frost | Overbeek | Helligso | Silva |
| at Louisiana | Brumbaugh | Stokes | Carey | Sanderson | Swansen | Buettenback | Jesske | Silva | Helligso |
| at Louisiana | Brumbaugh | Overbeek | Carey | Sanderson | Swansen | Jesske | Frost | Stokes | Helligso |
| at Louisiana | Brumbaugh | Nunez | Carey | Sanderson | Jesske | Buettenback | Swansen | Stokes | Silva |

| Date | Opponent | W/L | Score | Overall | Big Ten | Pitcher of Record | Att. | Time |
|------|-----------------------|-----|-------|---------|---------|------------------------|-------|------|
| 2/14 | vs. UC Irvine | L | 10-5 | 0-1 | 0-0 | McConnaughey, M. (0-1) | 1,300 | 3:03 |
| 2/15 | vs. No. 16 Vanderbilt | W | 6-4 | 1-1 | 0-0 | Worthley, J. (1-0) | 3,000 | 3:05 |
| 2/16 | vs. San Diego State | W | 13-0 | 2-1 | 0-0 | Walsh, W. (1-0) | 1,645 | 2:53 |
| 2/17 | at Grand Canyon | L | 3-1 | 2-2 | 0-0 | Christo, D. (0-1) | 3,413 | 2:22 |
| 2/21 | at Louisiana | W | 6-1 | 3-2 | 0-0 | McConnaughey, M. (1-1) | 4,085 | 3:06 |
| 2/22 | at Louisiana (DH) | L | 4-1 | 3-3 | 0-0 | Horn, T. (0-1) | -- | 2:21 |
| 2/22 | at Louisiana (DH) | L | 10-2 | 3-4 | 0-0 | Walsh, W. (1-1) | 4,131 | 2:39 |

opened before. Generally associated with the NFL, the term was coined by SB Nation. In the 2016 season, there have been 1,091 unique scores ("scorigamis") in NFL history.

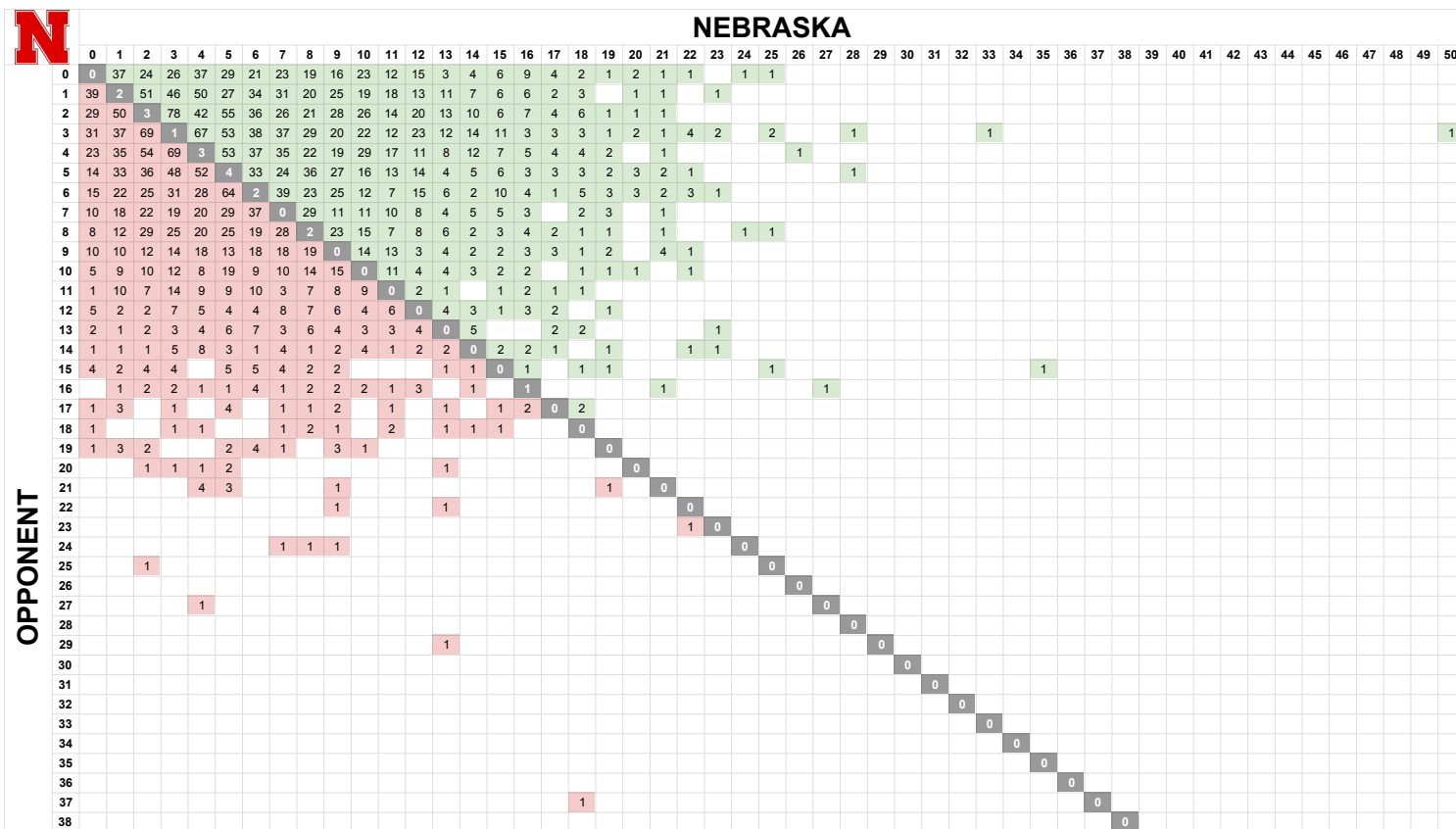
A scorigami is a scoring combination that has never happened before. Generally associated with the NFL, the term was coined by SB Nation sportswriter Jon Bois in 2016. Through the 2024 season, there have been 1,091 unique scores ("scorigamis") in NFL history.

- Through 4,114 games in Nebraska baseball history, there have been 402 unique score combinations.
- The most common score is 3-2 (147 occurrences), followed by 4-3 (136 occurrences).
- Five of the six most common scores are one-run games, with the exception of 5-3 (101 times).
- With 78 occurrences, a 3-2 win is the most common result for Nebraska baseball, followed by defeats of 3-2 and 4-3 with 69 occurrences each.
- Since 2000, there have been 20 scorigami scores, including the most recent occurrence of Florida's 17-11 win over Nebraska in the Stillwater Regional last season.
- Five runs scored (410 occurrences) is the most common for the Huskers, while three runs scored (500 occurrences) is the most common for opponents.
- **26,818** runs scored, **21,162** runs allowed in **4,114** games in **119** seasons for an all-time record of **2,368-1728-18**.

| Times | NEB | OPP | Most Recent |
|-------|-----|-----|----------------------------|
| 78 | 3 | 2 | at Iowa, 4/21/19 |
| 69 | 2 | 3 | BYU, 4/15/22 |
| 69 | 3 | 4 | BYU, 4/16/22 |
| 67 | 4 | 3 | NDSU, 4/20/22 |
| 64 | 5 | 6 | NDSU, 5/3/23 |
| 55 | 5 | 2 | Indiana, 5/11/24 |
| 54 | 2 | 4 | vs. Maryland, 5/27/23 |
| 53 | 5 | 3 | at Charleston, 3/3/24 |
| 53 | 5 | 4 | at Charleston, 3/2/24 |
| 52 | 4 | 5 | Illinois, 5/15/22 |
| 51 | 2 | 1 | at Michigan State, 5/16/24 |
| 50 | 4 | 1 | vs. Baylor, 2/16/24 |
| 50 | 1 | 2 | vs. Maryland, 5/25/23 |
| 48 | 3 | 5 | at Creighton, 4/2/24 |
| 46 | 3 | 1 | NDSU, 3/20/24 |
| 42 | 4 | 2 | vs. Indiana, 5/25/24 |
| 39 | 7 | 6 | Nicholls, 3/15/24 |
| 39 | 0 | 1 | Iowa, 4/29/22 |

| Result | Opponent | Date |
|----------|------------------|---------|
| L, 17-11 | vs. Florida | 5/31/24 |
| T, 16-16 | at San Diego | 2/20/23 |
| W, 18-10 | at Arizona State | 3/1/20 |
| L, 14-1 | at Arizona State | 2/29/20 |
| L, 16-1 | vs. UConn | 6/2/19 |
| L, 15-14 | at Ohio State | 4/1/18 |
| L, 14-8 | Cal Poly | 3/8/18 |
| W, 21-3 | at Penn State | 5/20/17 |
| W, 17-6 | Omaha | 4/16/14 |
| L, 13-1 | at UCLA | 3/5/10 |
| L, 17-7 | at Stanford | 2/22/08 |
| L, 22-9 | at Missouri | 5/17/08 |
| L, 19-7 | at Arizona State | 6/3/07 |
| W, 19-3 | vs. Northwestern | 2/20/04 |
| L, 16-11 | at Missouri | 4/17/04 |
| W, 22-9 | vs. Kent State | 2/22/04 |
| W, 23-1 | Nebraska-Kearney | 3/5/02 |
| W, 12-9 | at Southern Utah | 3/6/01 |

| NEB SCORED | NEB ALLOWED |
|---------------------------|---------------------------|
| 0 - 200 times (0-200) | 0 - 317 times (317-0) |
| 1 - 288 times (37-249-2) | 1 - 413 times (372-39-2) |
| 2 - 357 times (75-279-3) | 2 - 477 times (395-79-3) |
| 3 - 407 times (150-256-1) | 3 - 500 times (362-137-1) |
| 4 - 379 times (196-180-3) | 4 - 451 times (267-181-3) |
| 5 - 410 times (217-189-4) | 5 - 383 times (196-183-4) |
| 6 - 319 times (199-118-2) | 6 - 348 times (161-185-2) |
| 7 - 298 times (215-83) | 7 - 247 times (92-155) |
| 8 - 263 times (199-62-2) | 8 - 243 times (75-166-2) |
| 9 - 242 times (194-48) | 9 - 184 times (52-132) |
| 10 - 210 times (187-23) | 10 - 141 times (30-111) |
| 11 - 148 times (134-14) | 11 - 95 times (8-87) |
| 12 - 145 times (136-9) | 12 - 74 times (14-60) |
| 13 - 88 times (80-8) | 13 - 58 times (10-48) |
| 14 - 77 times (74-3) | 14 - 44 times (8-36) |
| 15 - 70 times (68-2) | 15 - 39 times (5-34) |
| 16 - 60 times (57-2-1) | 16 - 26 times (2-23-1) |
| 17 - 32 times (32-0) | 17 - 20 times (2-18) |
| 18 - 38 times (37-1) | 18 - 12 times (0-12) |
| 19 - 21 times (20-1) | 19 - 17 times (0-17) |
| 20 - 13 times (13-0) | 20 - 6 times (0-6) |
| 21 - 16 times (16-0) | 21 - 9 times (0-9) |
| 22 - 13 times (12-1) | 22 - 2 times (0-2) |
| 23 - 6 times (6-0) | 23 - 1 time (0-1) |
| 24 - 2 times (2-0) | 24 - 3 times (0-3) |
| 25 - 5 times (5-0) | 25 - 1 time (0-1) |
| 26 - 1 time (1-0) | 27 - 1 time (0-1) |
| 27 - 1 time (1-0) | 29 - 1 time (0-1) |
| 28 - 1 time (2-0) | 37 - 1 time (0-1) |
| 33 - 1 time (1-0) | |
| 35 - 1 time (1-0) | |
| 50 - 1 time (1-0) | |



Record: 3-4 Home: 0-0 Away: 1-3 Neutral: 2-1 Big Ten: 0-0

| Player | avg | gp-gs | ab | r | h | 2b | 3b | hr | rbi | tb | slg% | bb | hp | so | gdp | ob% | sf | sh | sb-att | po | a | e | fld% |
|-------------------|------|-------|-----|----|----|----|----|----|-----|----|-------|----|----|----|-----|------|----|----|--------|-----|----|----|-------|
| Silva, Riley | .313 | 5-5 | 16 | 2 | 5 | 0 | 0 | 0 | 1 | 5 | .313 | 2 | 1 | 3 | 0 | .421 | 0 | 0 | 2-4 | 11 | 0 | 0 | 1.000 |
| Brumbaugh, Cayden | .300 | 7-7 | 30 | 5 | 9 | 2 | 1 | 0 | 3 | 13 | .433 | 2 | 1 | 6 | 0 | .364 | 0 | 0 | 3-3 | 16 | 17 | 0 | 1.000 |
| Overbeek, Joshua | .273 | 5-4 | 11 | 1 | 3 | 1 | 1 | 0 | 0 | 6 | .545 | 1 | 2 | 7 | 0 | .429 | 0 | 0 | 0-0 | 4 | 5 | 0 | 1.000 |
| Carey, Dylan | .269 | 7-7 | 26 | 5 | 7 | 2 | 0 | 0 | 5 | 9 | .346 | 4 | 0 | 11 | 0 | .344 | 2 | 0 | 3-3 | 7 | 22 | 0 | 1.000 |
| Jesske, Will | .267 | 4-4 | 15 | 3 | 4 | 1 | 1 | 0 | 2 | 7 | .467 | 2 | 1 | 2 | 0 | .389 | 0 | 0 | 2-2 | 15 | 0 | 0 | 1.000 |
| Sanderson, Case | .227 | 7-7 | 22 | 3 | 5 | 1 | 0 | 0 | 2 | 6 | .273 | 6 | 2 | 4 | 0 | .419 | 1 | 0 | 0-0 | 59 | 2 | 0 | 1.000 |
| Stokes, Rhett | .188 | 5-4 | 16 | 0 | 3 | 0 | 0 | 0 | 2 | 3 | .188 | 0 | 1 | 5 | 2 | .235 | 0 | 0 | 1-1 | 4 | 8 | 0 | 1.000 |
| Swansen, Gabe | .185 | 7-7 | 27 | 2 | 5 | 2 | 0 | 1 | 9 | 10 | .370 | 0 | 1 | 9 | 1 | .214 | 0 | 0 | 0-0 | 8 | 0 | 0 | 1.000 |
| Buettenback, Max | .182 | 6-6 | 22 | 7 | 4 | 1 | 0 | 1 | 4 | 8 | .364 | 4 | 0 | 10 | 0 | .296 | 1 | 0 | 0-0 | 3 | 0 | 0 | 1.000 |
| Helligso, Hogan | .071 | 5-5 | 14 | 1 | 1 | 0 | 0 | 0 | 2 | 1 | .071 | 2 | 0 | 4 | 0 | .176 | 1 | 0 | 0-0 | 39 | 5 | 0 | 1.000 |
| Frost, Cael | .000 | 5-5 | 13 | 1 | 0 | 0 | 0 | 0 | 0 | 0 | .000 | 3 | 3 | 6 | 0 | .316 | 0 | 0 | 0-0 | 3 | 0 | 0 | 1.000 |
| ----- | | | | | | | | | | | | | | | | | | | | | | | |
| Nunez, Devin | .500 | 3-1 | 4 | 2 | 2 | 0 | 0 | 1 | 1 | 5 | 1.250 | 1 | 1 | 0 | 0 | .667 | 0 | 0 | 1-1 | 1 | 3 | 0 | 1.000 |
| Bolin, Robby | .286 | 5-1 | 7 | 2 | 2 | 1 | 0 | 0 | 1 | 3 | .429 | 0 | 0 | 4 | 0 | .286 | 0 | 0 | 0-0 | 2 | 0 | 0 | 1.000 |
| Stone, Tyler | .000 | 3-0 | 3 | 0 | 0 | 0 | 0 | 0 | 0 | 0 | .000 | 0 | 0 | 3 | 0 | .000 | 0 | 0 | 0-0 | 0 | 0 | 0 | .000 |
| Lewis, Hayden | .000 | 2-0 | 2 | 0 | 0 | 0 | 0 | 0 | 0 | 0 | .000 | 0 | 0 | 1 | 0 | .000 | 0 | 0 | 0-0 | 0 | 0 | 0 | .000 |
| Cymbalista, Colin | .000 | 3-0 | 1 | 0 | 0 | 0 | 0 | 0 | 0 | 0 | .000 | 0 | 0 | 0 | 0 | .000 | 0 | 0 | 0-0 | 3 | 0 | 0 | 1.000 |
| Cotton, Jaron | .000 | 1-0 | 1 | 0 | 0 | 0 | 0 | 0 | 0 | 0 | .000 | 0 | 0 | 1 | 0 | .000 | 0 | 0 | 0-0 | 1 | 1 | 0 | 1.000 |
| Totals | .217 | 7 | 230 | 34 | 50 | 11 | 3 | 3 | 32 | 76 | .330 | 27 | 13 | 76 | 3 | .327 | 5 | 0 | 12-14 | 180 | 71 | 3 | .988 |
| Opponents | .256 | 7 | 227 | 32 | 58 | 10 | 1 | 4 | 28 | 82 | .361 | 20 | 5 | 60 | 4 | .327 | 2 | 6 | 4-5 | 186 | 50 | 10 | .959 |

LOB - Team (55), Opp (48). DPs turned - Team (6), Opp (3). Picked off - Overbeek, J. 1.

(All games Sorted by Earned run avg)

| Player | era | w-l | app | gs | cg | sho | sv | ip | h | r | er | bb | so | 2b | 3b | hr | b/avg | wp | hp | bks | sfa | sha |
|--------------------|-------|-----|-----|----|----|-----|----|------|----|----|----|----|----|----|----|----|-------|----|----|-----|-----|-----|
| Walsh, Will | 4.00 | 1-1 | 2 | 2 | 0 | 0/1 | 0 | 9.0 | 9 | 5 | 4 | 1 | 8 | 1 | 0 | 0 | .273 | 0 | 2 | 0 | 1 | 2 |
| Horn, Ty | 4.50 | 0-1 | 2 | 2 | 0 | 0/0 | 0 | 10.0 | 8 | 5 | 5 | 4 | 11 | 2 | 0 | 2 | .229 | 0 | 0 | 0 | 0 | 1 |
| McConnaughey, Maso | 6.52 | 1-1 | 2 | 2 | 0 | 0/0 | 0 | 9.2 | 9 | 7 | 7 | 3 | 15 | 2 | 0 | 1 | .237 | 0 | 1 | 0 | 0 | 0 |
| ----- | | | | | | | | | | | | | | | | | | | | | | |
| Worthley, Jalen | 0.00 | 1-0 | 2 | 0 | 0 | 0/0 | 0 | 3.2 | 2 | 0 | 0 | 4 | 2 | 0 | 0 | 0 | .154 | 1 | 0 | 0 | 0 | 0 |
| Bender, Pryce | 0.00 | 0-0 | 2 | 0 | 0 | 0/0 | 0 | 3.0 | 0 | 0 | 0 | 0 | 3 | 0 | 0 | 0 | .000 | 0 | 1 | 0 | 0 | 0 |
| Jasa, Carson | 0.00 | 0-0 | 2 | 0 | 0 | 0/1 | 0 | 2.2 | 2 | 1 | 0 | 2 | 3 | 0 | 0 | 0 | .200 | 1 | 0 | 0 | 0 | 0 |
| Nowaczyk, Colin | 0.00 | 0-0 | 2 | 0 | 0 | 0/0 | 0 | 2.0 | 2 | 0 | 0 | 1 | 2 | 0 | 0 | 0 | .286 | 0 | 0 | 0 | 0 | 0 |
| Cleavinger, Grant | 0.00 | 0-0 | 2 | 0 | 0 | 0/0 | 0 | 1.2 | 4 | 0 | 0 | 2 | 3 | 1 | 1 | 0 | .444 | 0 | 0 | 0 | 0 | 0 |
| Harrahill, Ryan | 0.00 | 0-0 | 2 | 0 | 0 | 0/0 | 0 | 1.1 | 0 | 0 | 0 | 0 | 0 | 0 | 0 | 0 | .000 | 0 | 0 | 0 | 0 | 0 |
| Broderick, Luke | 0.00 | 0-0 | 2 | 0 | 0 | 0/0 | 1 | 1.1 | 1 | 0 | 0 | 0 | 2 | 1 | 0 | 0 | .200 | 1 | 0 | 0 | 0 | 0 |
| Coats, TJ | 0.00 | 0-0 | 1 | 0 | 0 | 0/0 | 0 | 1.0 | 0 | 0 | 0 | 0 | 1 | 0 | 0 | 0 | .000 | 0 | 0 | 0 | 0 | 0 |
| Blachowicz, Gavin | 0.00 | 0-0 | 1 | 0 | 0 | 0/0 | 0 | 1.0 | 1 | 0 | 0 | 0 | 0 | 0 | 0 | 0 | .333 | 0 | 0 | 0 | 0 | 0 |
| Clark, Caleb | 0.00 | 0-0 | 2 | 0 | 0 | 0/0 | 0 | 0.2 | 1 | 1 | 0 | 0 | 1 | 1 | 0 | 0 | .500 | 0 | 0 | 0 | 0 | 1 |
| Brockett, Jackson | 3.86 | 0-0 | 2 | 1 | 0 | 0/0 | 0 | 7.0 | 10 | 3 | 3 | 1 | 4 | 1 | 0 | 1 | .345 | 0 | 0 | 0 | 0 | 0 |
| Timmerman, Tucker | 3.86 | 0-0 | 1 | 0 | 0 | 0/0 | 0 | 2.1 | 2 | 1 | 1 | 0 | 2 | 1 | 0 | 0 | .222 | 0 | 0 | 0 | 0 | 0 |
| Christo, Drew | 17.18 | 0-1 | 3 | 0 | 0 | 0/0 | 0 | 3.2 | 7 | 9 | 7 | 2 | 3 | 0 | 0 | 0 | .412 | 1 | 1 | 0 | 1 | 2 |
| Totals | 4.05 | 3-4 | 7 | 7 | 0 | 1/1 | 1 | 60.0 | 58 | 32 | 27 | 20 | 60 | 10 | 1 | 4 | .256 | 4 | 5 | 0 | 2 | 6 |
| Opponents | 4.21 | 4-3 | 7 | 7 | 1 | 0/0 | 2 | 62.0 | 50 | 34 | 29 | 27 | 76 | 11 | 3 | 3 | .217 | 4 | 13 | 0 | 5 | 0 |

PB - Team (3), Helligso, H. 2, Jesske, W. 1, Opp (1). Pickoffs - Team (1), Horn, T. 1, Opp (1). SBA/ATT - Helligso, H. (3-4), Horn, T. (1-2), Jesske, W. (1-1), Christo, D. (1-1), McConnaughey (1-1), Jasa, C. (1-1).

Record: 1-2 Home: 0-0 Away: 1-2 Big Ten: 0-0

| Player | avg | gp-gs | ab | r | h | 2b | 3b | hr | rbi | tb | slg% | bb | hp | so | gdp | ob% | sf | sh | sb-att | po | a | e | fld% |
|-------------------|------|-------|----|----|----|----|----|----|-----|----|-------|----|----|----|-----|------|----|----|--------|----|----|---|-------|
| Nunez, Devin | .667 | 2-1 | 3 | 2 | 2 | 0 | 0 | 1 | 1 | 5 | 1.667 | 1 | 1 | 0 | 0 | .800 | 0 | 0 | 1-1 | 0 | 0 | 0 | .000 |
| Brumbaugh, Cayden | .333 | 3-3 | 12 | 1 | 4 | 0 | 0 | 0 | 1 | 4 | .333 | 1 | 0 | 1 | 0 | .385 | 0 | 0 | 2-2 | 6 | 3 | 0 | 1.000 |
| Silva, Riley | .333 | 2-2 | 6 | 0 | 2 | 0 | 0 | 0 | 0 | 2 | .333 | 2 | 0 | 2 | 0 | .500 | 0 | 0 | 1-2 | 2 | 0 | 0 | 1.000 |
| Carey, Dylan | .250 | 3-3 | 12 | 2 | 3 | 1 | 0 | 0 | 2 | 4 | .333 | 0 | 0 | 6 | 0 | .231 | 1 | 0 | 1-1 | 2 | 8 | 0 | 1.000 |
| Buettenback, Max | .250 | 2-2 | 8 | 1 | 2 | 0 | 0 | 0 | 0 | 2 | .250 | 0 | 0 | 3 | 0 | .250 | 0 | 0 | 0-0 | 3 | 0 | 0 | 1.000 |
| Jesske, Will | .182 | 3-3 | 11 | 2 | 2 | 1 | 1 | 0 | 1 | 5 | .455 | 2 | 0 | 2 | 0 | .308 | 0 | 0 | 2-2 | 7 | 0 | 0 | 1.000 |
| Sanderson, Case | .111 | 3-3 | 9 | 0 | 1 | 0 | 0 | 0 | 1 | 1 | .111 | 2 | 1 | 1 | 0 | .333 | 0 | 0 | 0-0 | 25 | 2 | 0 | 1.000 |
| Stokes, Rhett | .091 | 3-3 | 11 | 0 | 1 | 0 | 0 | 0 | 0 | 1 | .091 | 0 | 0 | 4 | 1 | .091 | 0 | 0 | 1-1 | 4 | 8 | 0 | 1.000 |
| Swansen, Gabe | .091 | 3-3 | 11 | 0 | 1 | 0 | 0 | 0 | 0 | 1 | .091 | 0 | 0 | 4 | 0 | .091 | 0 | 0 | 0-0 | 4 | 0 | 0 | 1.000 |
| Helligso, Hogan | .000 | 2-2 | 5 | 1 | 0 | 0 | 0 | 0 | 2 | 0 | .000 | 1 | 0 | 1 | 0 | .143 | 1 | 0 | 0-0 | 14 | 2 | 0 | 1.000 |
| Overbeek, Joshua | .000 | 2-1 | 3 | 0 | 0 | 0 | 0 | 0 | 0 | 0 | .000 | 0 | 0 | 3 | 0 | .000 | 0 | 0 | 0-0 | 3 | 2 | 0 | 1.000 |
| Lewis, Hayden | .000 | 1-0 | 2 | 0 | 0 | 0 | 0 | 0 | 0 | 0 | .000 | 0 | 0 | 1 | 0 | .000 | 0 | 0 | 0-0 | 0 | 0 | 0 | .000 |
| Frost, Cael | .000 | 1-1 | 2 | 0 | 0 | 0 | 0 | 0 | 0 | 0 | .000 | 0 | 1 | 2 | 0 | .333 | 0 | 0 | 0-0 | 1 | 0 | 0 | 1.000 |
| Bolin, Robby | .000 | 1-0 | 1 | 0 | 0 | 0 | 0 | 0 | 0 | 0 | .000 | 0 | 0 | 1 | 0 | .000 | 0 | 0 | 0-0 | 0 | 0 | 0 | .000 |
| Cymbalista, Colin | .000 | 1-0 | 1 | 0 | 0 | 0 | 0 | 0 | 0 | 0 | .000 | 0 | 0 | 0 | 0 | .000 | 0 | 0 | 0-0 | 1 | 0 | 0 | 1.000 |
| Stone, Tyler | .000 | 1-0 | 1 | 0 | 0 | 0 | 0 | 0 | 0 | 0 | .000 | 0 | 0 | 1 | 0 | .000 | 0 | 0 | 0-0 | 0 | 0 | 0 | .000 |
| Totals | .184 | 3 | 98 | 9 | 18 | 2 | 1 | 1 | 8 | 25 | .255 | 9 | 3 | 32 | 1 | .268 | 2 | 0 | 8-9 | 75 | 28 | 3 | .972 |
| Opponents | .250 | 3 | 92 | 15 | 23 | 2 | 0 | 2 | 11 | 31 | .337 | 6 | 2 | 23 | 1 | .304 | 2 | 5 | 4-5 | 81 | 20 | 5 | .953 |

LOB - Team (22), Opp (17). DPs turned - Team (1), Opp (1).

(All games vs Louisiana Sorted by Earned run avg)

| Player | era | w-l | app | gs | cg | sho | sv | ip | h | r | er | bb | so | 2b | 3b | hr | b/avg | wp | hp | bk | sfa | sha |
|--------------------|-------|-----|-----|----|----|-----|----|------|----|----|----|----|----|----|----|----|-------|----|----|----|-----|-----|
| Worthley, Jalen | 0.00 | 0-0 | 1 | 0 | 0 | 0/0 | 0 | 2.0 | 1 | 0 | 0 | 1 | 1 | 0 | 0 | 0 | .143 | 0 | 0 | 0 | 0 | 0 |
| Cleavinger, Grant | 0.00 | 0-0 | 1 | 0 | 0 | 0/0 | 0 | 1.0 | 2 | 0 | 0 | 0 | 2 | 0 | 0 | 0 | .400 | 0 | 0 | 0 | 0 | 0 |
| Blachowicz, Gavin | 0.00 | 0-0 | 1 | 0 | 0 | 0/0 | 0 | 1.0 | 1 | 0 | 0 | 0 | 0 | 0 | 0 | 0 | .333 | 0 | 0 | 0 | 0 | 0 |
| Coats, TJ | 0.00 | 0-0 | 1 | 0 | 0 | 0/0 | 0 | 1.0 | 0 | 0 | 0 | 0 | 1 | 0 | 0 | 0 | .000 | 0 | 0 | 0 | 0 | 0 |
| Bender, Pryce | 0.00 | 0-0 | 1 | 0 | 0 | 0/0 | 0 | 1.0 | 0 | 0 | 0 | 0 | 2 | 0 | 0 | 0 | .000 | 0 | 0 | 0 | 0 | 0 |
| Harrahill, Ryan | 0.00 | 0-0 | 1 | 0 | 0 | 0/0 | 0 | 1.0 | 0 | 0 | 0 | 0 | 0 | 0 | 0 | 0 | .000 | 0 | 0 | 0 | 0 | 0 |
| Jasa, Carson | 0.00 | 0-0 | 1 | 0 | 0 | 0/0 | 0 | 0.2 | 0 | 1 | 0 | 1 | 1 | 0 | 0 | 0 | .000 | 1 | 0 | 0 | 0 | 0 |
| Clark, Caleb | 0.00 | 0-0 | 1 | 0 | 0 | 0/0 | 0 | 0.1 | 1 | 1 | 0 | 0 | 0 | 1 | 0 | 0 | 1.000 | 0 | 0 | 0 | 0 | 1 |
| Nowaczyk, Colin | 0.00 | 0-0 | 1 | 0 | 0 | 0/0 | 0 | 0.1 | 0 | 0 | 0 | 1 | 1 | 0 | 0 | 0 | .000 | 0 | 0 | 0 | 0 | 0 |
| McConnaughey, Maso | 1.50 | 1-0 | 1 | 1 | 0 | 0/0 | 0 | 6.0 | 4 | 1 | 1 | 0 | 6 | 0 | 0 | 1 | .182 | 0 | 0 | 0 | 0 | 0 |
| Horn, Ty | 3.00 | 0-1 | 1 | 1 | 0 | 0/0 | 0 | 6.0 | 4 | 2 | 2 | 2 | 5 | 0 | 0 | 1 | .211 | 0 | 0 | 0 | 0 | 1 |
| Christo, Drew | 5.40 | 0-0 | 1 | 0 | 0 | 0/0 | 0 | 1.2 | 2 | 3 | 1 | 0 | 1 | 0 | 0 | 0 | .333 | 0 | 1 | 0 | 1 | 1 |
| Walsh, Will | 18.00 | 0-1 | 1 | 1 | 0 | 0/0 | 0 | 2.0 | 4 | 5 | 4 | 0 | 2 | 1 | 0 | 0 | .500 | 0 | 1 | 0 | 1 | 2 |
| Brockett, Jackson | 18.00 | 0-0 | 1 | 0 | 0 | 0/0 | 0 | 1.0 | 4 | 2 | 2 | 1 | 1 | 0 | 0 | 0 | .571 | 0 | 0 | 0 | 0 | 0 |
| Totals | 3.60 | 1-2 | 3 | 3 | 0 | 0/0 | 0 | 25.0 | 23 | 15 | 10 | 6 | 23 | 2 | 0 | 2 | .250 | 1 | 2 | 0 | 2 | 5 |
| Opponents | 1.67 | 2-1 | 3 | 3 | 1 | 0/0 | 1 | 27.0 | 18 | 9 | 5 | 9 | 32 | 2 | 1 | 1 | .184 | 2 | 3 | 0 | 2 | 0 |

PB - Team (3), Helligso, H. 2, Jesske, W. 1, Opp (1). Pickoffs - Team (1), Horn, T. 1. SBA/ATT - Helligso, H. (3-4), Horn, T. (1-2), Christo, D. (1-1), McConnaughey (1-1), Jesske, W. (1-1), Jasa, C. (1-1).

Record: 2-3 Home: 0-0 Away: 1-3 Neutral: 1-0 Big Ten: 0-0

| Player | avg | gp-gs | ab | r | h | 2b | 3b | hr | rbi | tb | slg% | bb | hp | so | gdp | ob% | sf | sh | sb-att | po | a | e | fld% |
|-------------------|------|-------|-----|----|----|----|----|----|-----|----|-------|----|----|----|-----|------|----|----|--------|-----|----|---|-------|
| Nunez, Devin | .500 | 3-1 | 4 | 2 | 2 | 0 | 0 | 1 | 1 | 5 | 1.250 | 1 | 1 | 0 | 0 | .667 | 0 | 0 | 1-1 | 1 | 3 | 0 | 1.000 |
| Brumbaugh, Cayden | .350 | 5-5 | 20 | 4 | 7 | 1 | 1 | 0 | 3 | 10 | .500 | 2 | 1 | 2 | 0 | .435 | 0 | 0 | 3-3 | 11 | 10 | 0 | 1.000 |
| Silva, Riley | .333 | 4-4 | 12 | 2 | 4 | 0 | 0 | 0 | 1 | 4 | .333 | 2 | 1 | 2 | 0 | .467 | 0 | 0 | 2-3 | 8 | 0 | 0 | 1.000 |
| Bolin, Robby | .333 | 3-0 | 3 | 1 | 1 | 0 | 0 | 0 | 1 | 1 | .333 | 0 | 0 | 2 | 0 | .333 | 0 | 0 | 0-0 | 0 | 0 | 0 | .000 |
| Jesske, Will | .267 | 4-4 | 15 | 3 | 4 | 1 | 1 | 0 | 2 | 7 | .467 | 2 | 1 | 2 | 0 | .389 | 0 | 0 | 2-2 | 15 | 0 | 0 | 1.000 |
| Overbeek, Joshua | .250 | 4-3 | 8 | 1 | 2 | 1 | 0 | 0 | 0 | 3 | .375 | 0 | 2 | 5 | 0 | .400 | 0 | 0 | 0-0 | 4 | 4 | 0 | 1.000 |
| Carey, Dylan | .222 | 5-5 | 18 | 3 | 4 | 1 | 0 | 0 | 4 | 5 | .278 | 2 | 0 | 7 | 0 | .273 | 2 | 0 | 3-3 | 5 | 15 | 0 | 1.000 |
| Buettenback, Max | .200 | 4-4 | 15 | 3 | 3 | 0 | 0 | 1 | 4 | 6 | .400 | 1 | 0 | 6 | 0 | .235 | 1 | 0 | 0-0 | 3 | 0 | 0 | 1.000 |
| Sanderson, Case | .188 | 5-5 | 16 | 1 | 3 | 1 | 0 | 0 | 1 | 4 | .250 | 3 | 2 | 3 | 0 | .381 | 0 | 0 | 0-0 | 42 | 2 | 0 | 1.000 |
| Stokes, Rhett | .154 | 4-3 | 13 | 0 | 2 | 0 | 0 | 0 | 1 | 2 | .154 | 0 | 0 | 4 | 1 | .154 | 0 | 0 | 1-1 | 4 | 8 | 0 | 1.000 |
| Swansen, Gabe | .100 | 5-5 | 20 | 1 | 2 | 0 | 0 | 0 | 2 | 2 | .100 | 0 | 0 | 9 | 0 | .100 | 0 | 0 | 0-0 | 5 | 0 | 0 | 1.000 |
| Helligso, Hogan | .000 | 3-3 | 8 | 1 | 0 | 0 | 0 | 0 | 2 | 0 | .000 | 1 | 0 | 1 | 0 | .100 | 1 | 0 | 0-0 | 19 | 3 | 0 | 1.000 |
| Frost, Cael | .000 | 3-3 | 7 | 1 | 0 | 0 | 0 | 0 | 0 | 0 | .000 | 2 | 2 | 4 | 0 | .364 | 0 | 0 | 0-0 | 2 | 0 | 0 | 1.000 |
| Stone, Tyler | .000 | 2-0 | 2 | 0 | 0 | 0 | 0 | 0 | 0 | 0 | .000 | 0 | 0 | 2 | 0 | .000 | 0 | 0 | 0-0 | 0 | 0 | 0 | .000 |
| Lewis, Hayden | .000 | 2-0 | 2 | 0 | 0 | 0 | 0 | 0 | 0 | 0 | .000 | 0 | 0 | 1 | 0 | .000 | 0 | 0 | 0-0 | 0 | 0 | 0 | .000 |
| Cotton, Jaron | .000 | 1-0 | 1 | 0 | 0 | 0 | 0 | 0 | 0 | 0 | .000 | 0 | 0 | 1 | 0 | .000 | 0 | 0 | 0-0 | 1 | 1 | 0 | 1.000 |
| Cymbalista, Colin | .000 | 2-0 | 1 | 0 | 0 | 0 | 0 | 0 | 0 | 0 | .000 | 0 | 0 | 0 | 0 | .000 | 0 | 0 | 0-0 | 2 | 0 | 0 | 1.000 |
| Totals | .206 | 5 | 165 | 23 | 34 | 5 | 2 | 2 | 22 | 49 | .297 | 16 | 10 | 51 | 1 | .308 | 4 | 0 | 12-13 | 126 | 52 | 3 | .983 |
| Opponents | .256 | 5 | 156 | 18 | 40 | 4 | 0 | 3 | 14 | 53 | .340 | 8 | 3 | 37 | 3 | .302 | 2 | 5 | 4-5 | 132 | 35 | 9 | .949 |

LOB - Team (40), Opp (30). DPs turned - Team (5), Opp (1).

(Sorted by Earned run avg)

| Player | era | w-l | app | gs | cg | sho | sv | ip | h | r | er | bb | so | 2b | 3b | hr | b/avg | wp | hp | bk | sfa | sha |
|--------------------|------|-----|-----|----|----|-----|----|------|----|----|----|----|----|----|----|----|-------|----|----|----|-----|-----|
| Jasa, Carson | 0.00 | 0-0 | 2 | 0 | 0 | 0/1 | 0 | 2.2 | 2 | 1 | 0 | 2 | 3 | 0 | 0 | 0 | .200 | 1 | 0 | 0 | 0 | 0 |
| Worthley, Jalen | 0.00 | 0-0 | 1 | 0 | 0 | 0/0 | 0 | 2.0 | 1 | 0 | 0 | 1 | 1 | 0 | 0 | 0 | .143 | 0 | 0 | 0 | 0 | 0 |
| Harrahill, Ryan | 0.00 | 0-0 | 1 | 0 | 0 | 0/0 | 0 | 1.0 | 0 | 0 | 0 | 0 | 0 | 0 | 0 | 0 | .000 | 0 | 0 | 0 | 0 | 0 |
| Bender, Pryce | 0.00 | 0-0 | 1 | 0 | 0 | 0/0 | 0 | 1.0 | 0 | 0 | 0 | 0 | 2 | 0 | 0 | 0 | .000 | 0 | 0 | 0 | 0 | 0 |
| Cleavinger, Grant | 0.00 | 0-0 | 1 | 0 | 0 | 0/0 | 0 | 1.0 | 2 | 0 | 0 | 0 | 2 | 0 | 0 | 0 | .400 | 0 | 0 | 0 | 0 | 0 |
| Coats, TJ | 0.00 | 0-0 | 1 | 0 | 0 | 0/0 | 0 | 1.0 | 0 | 0 | 0 | 0 | 1 | 0 | 0 | 0 | .000 | 0 | 0 | 0 | 0 | 0 |
| Blachowicz, Gavin | 0.00 | 0-0 | 1 | 0 | 0 | 0/0 | 0 | 1.0 | 1 | 0 | 0 | 0 | 0 | 0 | 0 | 0 | .333 | 0 | 0 | 0 | 0 | 0 |
| Clark, Caleb | 0.00 | 0-0 | 2 | 0 | 0 | 0/0 | 0 | 0.2 | 1 | 1 | 0 | 0 | 1 | 1 | 0 | 0 | .500 | 0 | 0 | 0 | 0 | 1 |
| Broderick, Luke | 0.00 | 0-0 | 1 | 0 | 0 | 0/0 | 0 | 0.1 | 1 | 0 | 0 | 0 | 1 | 1 | 0 | 0 | .500 | 1 | 0 | 0 | 0 | 0 |
| Nowaczyk, Colin | 0.00 | 0-0 | 1 | 0 | 0 | 0/0 | 0 | 0.1 | 0 | 0 | 0 | 1 | 1 | 0 | 0 | 0 | .000 | 0 | 0 | 0 | 0 | 0 |
| McConnaughey, Maso | 1.50 | 1-0 | 1 | 1 | 0 | 0/0 | 0 | 6.0 | 4 | 1 | 1 | 0 | 6 | 0 | 0 | 1 | .182 | 0 | 0 | 0 | 0 | 0 |
| Horn, Ty | 3.00 | 0-1 | 1 | 1 | 0 | 0/0 | 0 | 6.0 | 4 | 2 | 2 | 2 | 5 | 0 | 0 | 1 | .211 | 0 | 0 | 0 | 0 | 1 |
| Brockett, Jackson | 3.86 | 0-0 | 2 | 1 | 0 | 0/0 | 0 | 7.0 | 10 | 3 | 3 | 1 | 4 | 1 | 0 | 1 | .345 | 0 | 0 | 0 | 0 | 0 |
| Walsh, Will | 4.00 | 1-1 | 2 | 2 | 0 | 0/1 | 0 | 9.0 | 9 | 5 | 4 | 1 | 8 | 1 | 0 | 0 | .273 | 0 | 2 | 0 | 1 | 2 |
| Christo, Drew | 9.00 | 0-1 | 2 | 0 | 0 | 0/0 | 0 | 3.0 | 5 | 5 | 3 | 0 | 2 | 0 | 0 | 0 | .385 | 1 | 1 | 0 | 1 | 1 |
| Totals | 2.79 | 2-3 | 5 | 5 | 0 | 1/1 | 0 | 42.0 | 40 | 18 | 13 | 8 | 37 | 4 | 0 | 3 | .256 | 3 | 3 | 0 | 2 | 5 |
| Opponents | 3.89 | 3-2 | 5 | 5 | 1 | 0/0 | 2 | 44.0 | 34 | 23 | 19 | 16 | 51 | 5 | 2 | 2 | .206 | 4 | 10 | 0 | 4 | 0 |

PB - Team (3), Helligso, H. 2, Jesske, W. 1, Opp (1). Pickoffs - Team (1), Horn, T. 1. SBA/ATT - Helligso, H. (3-4), Horn, T. (1-2), Christo, D. (1-1), McConnaughey (1-1), Jasa, C. (1-1), Jesske, W. (1-1).

HITTING

| Date | Opponent | ab | r | h | rbi | 2b | 3b | hr | tb | bb | ibb | sb | cs | hbp | sac | sf | gdp | k | po | a | e | lob | avg |
|----------|--------------------|-----|----|----|-----|----|----|----|----|----|-----|----|----|-----|-----|----|-----|----|-----|----|---|-----|------|
| Feb 14 | vs UC Irvine | 32 | 5 | 8 | 4 | 3 | 0 | 0 | 11 | 5 | 0 | 0 | 0 | 2 | 0 | 1 | 2 | 10 | 27 | 7 | 0 | 8 | .250 |
| Feb 15 | vs Vanderbilt | 33 | 6 | 8 | 6 | 3 | 1 | 1 | 16 | 6 | 0 | 0 | 1 | 1 | 0 | 0 | 0 | 15 | 27 | 12 | 0 | 7 | .246 |
| 02-16-25 | vs San Diego State | 36 | 13 | 12 | 13 | 1 | 1 | 1 | 18 | 5 | 0 | 3 | 0 | 5 | 0 | 2 | 0 | 9 | 27 | 12 | 0 | 11 | .277 |
| Feb 17 | at Grand Canyon | 31 | 1 | 4 | 1 | 2 | 0 | 0 | 6 | 2 | 0 | 1 | 0 | 2 | 0 | 0 | 0 | 10 | 24 | 12 | 0 | 7 | .242 |
| Feb 21 | at Louisiana | 35 | 6 | 9 | 5 | 1 | 0 | 0 | 10 | 8 | 0 | 6 | 1 | 0 | 0 | 2 | 1 | 10 | 27 | 8 | 0 | 12 | .246 |
| Feb 22 | at Louisiana | 31 | 1 | 4 | 1 | 1 | 0 | 0 | 5 | 0 | 0 | 1 | 0 | 2 | 0 | 0 | 0 | 13 | 24 | 12 | 0 | 5 | .227 |
| Feb 22 | at Louisiana | 32 | 2 | 5 | 2 | 0 | 1 | 1 | 10 | 1 | 0 | 1 | 0 | 1 | 0 | 0 | 0 | 9 | 24 | 8 | 3 | 5 | .217 |
| Totals | | 230 | 34 | 50 | 32 | 11 | 3 | 3 | 76 | 27 | 0 | 12 | 2 | 13 | 0 | 5 | 3 | 76 | 180 | 71 | 3 | 55 | .217 |

PITCHING

| Date | Opponent | ip | h | r | er | bb | so | 2b | 3b | hr | wp | bk | hbp | dp | ibb | score | w-l | sv | era |
|----------|--------------------|------|----|----|----|----|----|----|----|----|----|----|-----|----|-----|-------|-----|----|-------|
| Feb 14 | vs UC Irvine | 9.0 | 11 | 10 | 10 | 7 | 13 | 3 | 1 | 0 | 0 | 0 | 2 | 1 | 0 | 5-10 | 0-1 | 0 | 10.00 |
| Feb 15 | vs Vanderbilt | 9.0 | 7 | 4 | 4 | 5 | 10 | 3 | 0 | 1 | 1 | 0 | 0 | 0 | 0 | 6-4 | 1-1 | 1 | 7.00 |
| 02-16-25 | vs San Diego State | 9.0 | 7 | 0 | 0 | 2 | 8 | 0 | 0 | 0 | 0 | 0 | 1 | 2 | 0 | 13-0 | 2-1 | 1 | 4.67 |
| Feb 17 | at Grand Canyon | 8.0 | 10 | 3 | 3 | 0 | 6 | 2 | 0 | 1 | 2 | 0 | 0 | 2 | 0 | 1-3 | 2-2 | 1 | 4.37 |
| Feb 21 | at Louisiana | 9.0 | 5 | 1 | 1 | 1 | 9 | 0 | 0 | 1 | 0 | 0 | 0 | 0 | 0 | 6-1 | 3-2 | 1 | 3.68 |
| Feb 22 | at Louisiana | 8.0 | 5 | 4 | 2 | 3 | 7 | 1 | 0 | 1 | 1 | 0 | 0 | 0 | 0 | 1-4 | 3-3 | 1 | 3.46 |
| Feb 22 | at Louisiana | 8.0 | 13 | 10 | 7 | 2 | 7 | 1 | 0 | 0 | 0 | 0 | 2 | 1 | 0 | 2-10 | 3-4 | 1 | 4.05 |
| Totals | | 60.0 | 58 | 32 | 27 | 20 | 60 | 10 | 1 | 4 | 4 | 0 | 5 | 6 | 0 | 34-32 | 3-4 | 1 | 4.05 |

HITTING

| Date | Opponent | Total h/ab | vs Left | vs Right | With Runners | Bases Empty | Bases Loaded | With 2-outs | With RBI-op | Reach as Leadoff | 3rd and LT 2out | LOB |
|---------------|--------------------|---------------|---------------|---------------|-----------------|----------------|-----------------|----------------|----------------|---------------------|--------------------|-----------|
| Feb 14 | vs UC Irvine | 8-32 | 4-14 | 4-18 | 4-17 | 4-15 | 0-3 | 3-12 | 2-8 | 5-9 | 3-5 | 8 |
| Feb 15 | vs Vanderbilt | 8-33 | 6-19 | 2-14 | 3-11 | 5-22 | 1-3 | 2-10 | 1-8 | 1-9 | 1-2 | 7 |
| 02-16-2 | vs San Diego State | 12-36 | 5-18 | 7-18 | 9-21 | 3-15 | 2-4 | 6-14 | 7-17 | 3-8 | 5-6 | 11 |
| Feb 17 | at Grand Canyon | 4-31 | 0-0 | 4-31 | 0-9 | 4-22 | 0-1 | 2-11 | 0-9 | 2-10 | 1-2 | 7 |
| Feb 21 | at Louisiana | 9-35 | 5-20 | 4-15 | 7-23 | 2-12 | 0-0 | 2-10 | 4-16 | 4-10 | 4-4 | 12 |
| Feb 22 | at Louisiana | 4-31 | 2-14 | 2-17 | 1-12 | 3-19 | 0-0 | 2-11 | 0-9 | 3-9 | 0-0 | 5 |
| Feb 22 | at Louisiana | 5-32 | 5-32 | 0-0 | 1-12 | 4-20 | 0-0 | 2-11 | 1-4 | 2-9 | 0-0 | 5 |
| Totals | | 50-230 | 27-117 | 23-113 | 25-105 | 25-125 | 3-11 | 19-79 | 15-71 | 20-64 | 14-19 | 55 |
| | | .217 | .231 | .204 | .238 | .200 | .273 | .241 | .211 | .312 | .737 | |

PITCHING

| Date | Opponent | Score Score | Total h/ab | vs Left | vs Right | With Runners | Bases Empty | With 2-outs | Reach as Leadoff | Gnd Out | Fly Out | ERA |
|---------------|--------------------|----------------|---------------|--------------|---------------|-----------------|----------------|----------------|---------------------|------------|------------|-------------|
| Feb 14 | vs UC Irvine | 5-10 | 11-37 | 5-17 | 6-20 | 6-20 | 5-17 | 6-15 | 4-9 | 5 | 8 | 10.0 |
| Feb 15 | vs Vanderbilt | 6-4 | 7-34 | 4-14 | 3-20 | 3-13 | 4-21 | 4-13 | 2-9 | 12 | 5 | 7.00 |
| 02-16-2 | vs San Diego State | 13-0 | 7-32 | 1-10 | 6-22 | 0-16 | 7-16 | 1-9 | 2-9 | 11 | 6 | 4.67 |
| Feb 17 | at Grand Canyon | 1-3 | 10-32 | 6-19 | 4-13 | 3-13 | 7-19 | 3-11 | 4-8 | 9 | 7 | 4.37 |
| Feb 21 | at Louisiana | 6-1 | 5-32 | 4-15 | 1-17 | 0-13 | 5-19 | 2-11 | 4-9 | 10 | 8 | 3.68 |
| Feb 22 | at Louisiana | 1-4 | 5-26 | 3-12 | 2-14 | 1-7 | 4-19 | 2-9 | 2-8 | 9 | 7 | 3.46 |
| Feb 22 | at Louisiana | 2-10 | 13-34 | 3-8 | 10-26 | 8-24 | 5-10 | 1-8 | 6-8 | 8 | 8 | 4.05 |
| Totals | | 34-32 | 58-227 | 26-95 | 32-132 | 21-106 | 37-121 | 19-76 | 24-60 | 64 | 49 | 4.05 |
| | | | .256 | .274 | .242 | .198 | .306 | .250 | .400 | | | |

| Player | vs left | | | vs right | | | w/runners | | | w/bases empty | | | w/bases loaded | | | as leadoff | | | fly | gnd | fly/ |
|-------------------|---------|----|------|----------|----|------|-----------|----|------|---------------|----|------|----------------|----|-------|------------|----|-------|-----|-----|------|
| | h | ab | avg | h | ab | avg | h | ab | avg | h | ab | avg | h | ab | avg | rch | op | pct | out | out | gnd |
| Bolin, Robby | 2 | 3 | .667 | 0 | 4 | .000 | 1 | 3 | .333 | 1 | 4 | .250 | 0 | 1 | .000 | 1 | 2 | .500 | 0 | 1 | 0.0 |
| Brumbaugh, Cayden | 4 | 15 | .267 | 5 | 15 | .333 | 3 | 9 | .333 | 6 | 21 | .286 | 1 | 1 | 1.000 | 5 | 14 | .357 | 10 | 4 | 2.5 |
| Buettenback, Max | 1 | 10 | .100 | 3 | 12 | .250 | 2 | 10 | .200 | 2 | 12 | .167 | 0 | 2 | .000 | 2 | 4 | .500 | 5 | 3 | 1.7 |
| Carey, Dylan | 5 | 13 | .385 | 2 | 13 | .154 | 6 | 10 | .600 | 1 | 16 | .063 | 0 | 0 | --- | 1 | 8 | .125 | 6 | 3 | 2.0 |
| Cotton, Jaron | 0 | 1 | .000 | 0 | 0 | --- | 0 | 0 | --- | 0 | 1 | .000 | 0 | 0 | --- | 0 | 0 | --- | 0 | 0 | 0.0 |
| Cymbalista, Colin | 0 | 1 | .000 | 0 | 0 | --- | 0 | 0 | --- | 0 | 1 | .000 | 0 | 0 | --- | 0 | 0 | --- | 1 | 0 | 99.9 |
| Frost, Cael | 0 | 4 | .000 | 0 | 9 | .000 | 0 | 5 | .000 | 0 | 8 | .000 | 0 | 1 | .000 | 3 | 7 | .429 | 2 | 5 | 0.4 |
| Helligso, Hogan | 0 | 5 | .000 | 1 | 9 | .111 | 0 | 8 | .000 | 1 | 6 | .167 | 0 | 1 | .000 | 0 | 2 | .000 | 5 | 4 | 1.2 |
| Jesske, Will | 2 | 9 | .222 | 2 | 6 | .333 | 3 | 8 | .375 | 1 | 7 | .143 | 0 | 0 | --- | 1 | 5 | .200 | 6 | 3 | 2.0 |
| Lewis, Hayden | 0 | 2 | .000 | 0 | 0 | --- | 0 | 1 | .000 | 0 | 1 | .000 | 0 | 0 | --- | 0 | 0 | --- | 0 | 1 | 0.0 |
| Nunez, Devin | 2 | 4 | .500 | 0 | 0 | --- | 0 | 1 | .000 | 2 | 3 | .667 | 0 | 0 | --- | 2 | 3 | .667 | 1 | 1 | 1.0 |
| Overbeek, Joshua | 0 | 4 | .000 | 3 | 7 | .429 | 0 | 4 | .000 | 3 | 7 | .429 | 0 | 0 | --- | 1 | 2 | .500 | 1 | 0 | 99.9 |
| Sanderson, Case | 3 | 13 | .231 | 2 | 9 | .222 | 1 | 12 | .083 | 4 | 10 | .400 | 0 | 1 | .000 | 3 | 3 | 1.000 | 9 | 4 | 2.2 |
| Silva, Riley | 3 | 8 | .375 | 2 | 8 | .250 | 2 | 7 | .286 | 3 | 9 | .333 | 0 | 2 | .000 | 1 | 4 | .250 | 5 | 3 | 1.7 |
| Stokes, Rhett | 2 | 11 | .182 | 1 | 5 | .200 | 3 | 10 | .300 | 0 | 6 | .000 | 0 | 0 | --- | 0 | 4 | .000 | 5 | 3 | 1.7 |
| Stone, Tyler | 0 | 2 | .000 | 0 | 1 | .000 | 0 | 0 | --- | 0 | 3 | .000 | 0 | 0 | --- | 0 | 0 | --- | 0 | 0 | 0.0 |
| Swansen, Gabe | 3 | 12 | .250 | 2 | 15 | .133 | 4 | 17 | .235 | 1 | 10 | .100 | 2 | 2 | 1.000 | 0 | 6 | .000 | 7 | 6 | 1.2 |
| Totals | 27 | 11 | .231 | 23 | 11 | .204 | 25 | 10 | .238 | 25 | 12 | .200 | 3 | 11 | .273 | 20 | 64 | .313 | 63 | 41 | 1.5 |
| Opponents | 28 | 93 | .301 | 30 | 13 | .224 | 21 | 10 | .198 | 37 | 12 | .306 | 4 | 7 | .571 | 24 | 60 | .400 | 49 | 64 | 0.8 |

| Player | pinch hitting | | | w/runners in scoring pos | | | w/runner on 3r and LT 2 out | | | with 2 outs | | | success adv runners | | | 2- rnrns | | | rch | rch | kl |
|-------------------|---------------|----|------|--------------------------|----|------|-----------------------------|----|-------|-------------|----|------|---------------------|----|------|----------|-----|-----|-----|-----|----|
| | h | ab | avg | h | ab | avg | rbi | op | pct | h | ab | avg | adv | op | pct | rbi | w/o | lob | err | fc | kl |
| Bolin, Robby | 0 | 1 | .000 | 1 | 2 | .500 | 0 | 0 | --- | 1 | 3 | .333 | 1 | 3 | .333 | 1 | 0 | 3 | 0 | 0 | 2 |
| Brumbaugh, Cayden | 0 | 0 | --- | 2 | 6 | .333 | 1 | 1 | 1.000 | 3 | 10 | .300 | 5 | 11 | .455 | 1 | 0 | 5 | 1 | 0 | 3 |
| Buettenback, Max | 0 | 0 | --- | 1 | 8 | .125 | 2 | 3 | .667 | 3 | 11 | .273 | 5 | 12 | .417 | 2 | 3 | 10 | 1 | 0 | 2 |
| Carey, Dylan | 0 | 0 | --- | 2 | 5 | .400 | 3 | 3 | 1.000 | 2 | 5 | .400 | 10 | 13 | .769 | 1 | 4 | 0 | 1 | 1 | 5 |
| Cotton, Jaron | 0 | 0 | --- | 0 | 0 | --- | 0 | 0 | --- | 0 | 1 | .000 | 0 | 0 | --- | 0 | 0 | 0 | 0 | 0 | 0 |
| Cymbalista, Colin | 0 | 1 | .000 | 0 | 0 | --- | 0 | 0 | --- | 0 | 0 | --- | 0 | 0 | --- | 0 | 0 | 0 | 0 | 0 | 0 |
| Frost, Cael | 0 | 0 | --- | 0 | 4 | .000 | 0 | 1 | .000 | 0 | 4 | .000 | 0 | 5 | .000 | 0 | 0 | 3 | 0 | 1 | 2 |
| Helligso, Hogan | 0 | 0 | --- | 0 | 8 | .000 | 2 | 3 | .667 | 0 | 5 | .000 | 5 | 10 | .500 | 0 | 2 | 5 | 1 | 1 | 1 |
| Jesske, Will | 0 | 0 | --- | 2 | 5 | .400 | 0 | 0 | --- | 2 | 7 | .286 | 4 | 9 | .444 | 2 | 0 | 5 | 0 | 1 | 0 |
| Lewis, Hayden | 0 | 0 | --- | 0 | 0 | --- | 0 | 0 | --- | 0 | 1 | .000 | 0 | 1 | .000 | 0 | 0 | 0 | 0 | 1 | 0 |
| Nunez, Devin | 1 | 2 | .500 | 0 | 1 | .000 | 0 | 0 | --- | 0 | 1 | .000 | 0 | 1 | .000 | 0 | 0 | 2 | 0 | 0 | 0 |
| Overbeek, Joshua | 0 | 0 | --- | 0 | 4 | .000 | 0 | 0 | --- | 1 | 4 | .250 | 1 | 5 | .200 | 0 | 0 | 4 | 0 | 0 | 4 |
| Sanderson, Case | 0 | 0 | --- | 1 | 7 | .143 | 2 | 3 | .667 | 2 | 10 | .200 | 6 | 15 | .400 | 0 | 2 | 6 | 1 | 1 | 0 |
| Silva, Riley | 0 | 0 | --- | 2 | 6 | .333 | 1 | 1 | 1.000 | 1 | 3 | .333 | 5 | 8 | .625 | 0 | 4 | 4 | 0 | 0 | 1 |
| Stokes, Rhett | 0 | 1 | .000 | 2 | 5 | .400 | 1 | 1 | 1.000 | 2 | 3 | .667 | 5 | 11 | .455 | 1 | 1 | 3 | 0 | 0 | 1 |
| Stone, Tyler | 0 | 3 | .000 | 0 | 0 | --- | 0 | 0 | --- | 0 | 2 | .000 | 0 | 0 | --- | 0 | 0 | 0 | 0 | 0 | 0 |
| Swansen, Gabe | 0 | 0 | --- | 2 | 10 | .200 | 2 | 3 | .667 | 2 | 9 | .222 | 6 | 18 | .333 | 2 | 1 | 5 | 0 | 0 | 2 |
| Totals | 1 | 8 | .125 | 15 | 71 | .211 | 14 | 19 | .737 | 19 | 79 | .241 | 53 | 12 | .434 | 10 | 17 | 55 | 5 | 6 | 23 |
| Opponents | 1 | 9 | .111 | 13 | 56 | .232 | 11 | 18 | .611 | 19 | 76 | .250 | 51 | 12 | .415 | 15 | 17 | 48 | 2 | 11 | 22 |

Success Advancing Runners = percentage of times the batter advanced at least one runner during a plate appearance
 #Rnr Adv w/Out = TOTAL number of runners advanced when the player made an out



INDIVIDUAL SITUATIONAL PITCHING STATISTICS

| Player | vs left | | | vs right | | | w/runners | | | w/bases empty | | | vs leadoff | | | with 2 outs | | | fly gnd fly/ | | | |
|-------------------|---------|----|-------|----------|----|------|-----------|----|------|---------------|----|-------|------------|----|-------|-------------|----|------|--------------|-----|----|----|
| | h | ab | avg | h | ab | avg | h | ab | avg | h | ab | avg | rch | op | pct | h | ab | avg | out | out | gn | gd |
| Bender, Pryce | 0 | 4 | .000 | 0 | 5 | .000 | 0 | 7 | .000 | 0 | 2 | .000 | 0 | 1 | .000 | 0 | 3 | .000 | 4 | 2 | 2 | 0 |
| Blachowicz, Gavin | 1 | 1 | 1.000 | 0 | 2 | .000 | 0 | 2 | .000 | 1 | 1 | 1.000 | 1 | 1 | 1.000 | 0 | 0 | --- | 1 | 1 | 1 | 1 |
| Brockett, Jackson | 5 | 15 | .333 | 5 | 14 | .357 | 3 | 10 | .300 | 7 | 19 | .368 | 5 | 9 | .556 | 2 | 9 | .222 | 8 | 7 | 1 | 1 |
| Broderick, Luke | 0 | 2 | .000 | 1 | 3 | .333 | 1 | 2 | .500 | 0 | 3 | .000 | 0 | 1 | .000 | 1 | 2 | .500 | 2 | 0 | 99 | 0 |
| Christo, Drew | 2 | 7 | .286 | 5 | 10 | .500 | 4 | 12 | .333 | 3 | 5 | .600 | 3 | 4 | .750 | 1 | 4 | .250 | 4 | 4 | 1 | 0 |
| Clark, Caleb | 1 | 2 | .500 | 0 | 0 | --- | 0 | 1 | .000 | 1 | 1 | 1.000 | 1 | 1 | 1.000 | 0 | 1 | .000 | 0 | 1 | 0 | 0 |
| Cleavinger, Grant | 1 | 3 | .333 | 3 | 6 | .500 | 3 | 8 | .375 | 1 | 1 | 1.000 | 2 | 2 | 1.000 | 2 | 4 | .500 | 2 | 0 | 99 | 0 |
| Coats, TJ | 0 | 1 | .000 | 0 | 2 | .000 | 0 | 0 | --- | 0 | 3 | .000 | 0 | 1 | .000 | 0 | 1 | .000 | 2 | 0 | 99 | 0 |
| Harrahill, Ryan | 0 | 2 | .000 | 0 | 3 | .000 | 0 | 5 | .000 | 0 | 0 | --- | 0 | 0 | --- | 0 | 2 | .000 | 0 | 4 | 0 | 0 |
| Horn, Ty | 4 | 15 | .267 | 4 | 20 | .200 | 2 | 9 | .222 | 6 | 26 | .231 | 3 | 11 | .273 | 4 | 13 | .308 | 7 | 10 | 0 | 0 |
| Jasa, Carson | 0 | 4 | .000 | 2 | 6 | .333 | 0 | 7 | .000 | 2 | 3 | .667 | 1 | 2 | .500 | 0 | 2 | .000 | 0 | 5 | 0 | 1 |
| McConnaughey, Ma | 8 | 20 | .400 | 1 | 18 | .056 | 3 | 14 | .214 | 6 | 24 | .250 | 3 | 10 | .300 | 5 | 14 | .357 | 7 | 7 | 1 | 0 |
| Nowaczyk, Colin | 0 | 2 | .000 | 2 | 5 | .400 | 0 | 2 | .000 | 2 | 5 | .400 | 1 | 2 | .500 | 1 | 3 | .333 | 2 | 1 | 2 | 1 |
| Timmerman, Tucker | 2 | 4 | .500 | 0 | 5 | .000 | 1 | 4 | .250 | 1 | 5 | .200 | 0 | 2 | .000 | 1 | 4 | .250 | 0 | 5 | 0 | 0 |
| Walsh, Will | 2 | 9 | .222 | 7 | 24 | .292 | 3 | 16 | .188 | 6 | 17 | .353 | 2 | 9 | .222 | 1 | 10 | .100 | 8 | 10 | 0 | 0 |
| Worthley, Jalen | 0 | 4 | .000 | 2 | 9 | .222 | 1 | 7 | .143 | 1 | 6 | .167 | 2 | 4 | .500 | 1 | 4 | .250 | 2 | 7 | 0 | 0 |
| Totals | 26 | 95 | .274 | 32 | 13 | .242 | 21 | 10 | .198 | 37 | 12 | .306 | 24 | 60 | .400 | 19 | 76 | .250 | 49 | 64 | 0 | 4 |
| Opponents | 21 | 96 | .219 | 29 | 13 | .216 | 25 | 10 | .238 | 25 | 12 | .200 | 20 | 64 | .313 | 19 | 79 | .241 | 63 | 41 | 1 | 3 |

| Player | ap | gs | ip/app | *h/g | *r/g | *er/g | *bb/g | *so/g | k/bb | *2b/g | *3b/g | *hr/g | *fo/g | *go/g | *bf/g | sba | att | pct |
|-------------------|----|----|--------|-------|-------|-------|-------|-------|------|-------|-------|-------|-------|-------|-------|-----|-----|-------|
| Bender, Pryce | 2 | 0 | 1.50 | 0.00 | 0.00 | 0.00 | 0.00 | 9.00 | 99.0 | 0.00 | 0.00 | 0.00 | 12.00 | 6.00 | 30.00 | 0 | 0 | --- |
| Blachowicz, Gavin | 1 | 0 | 1.00 | 9.00 | 0.00 | 0.00 | 0.00 | 0.00 | 0.0 | 0.00 | 0.00 | 0.00 | 9.00 | 9.00 | 27.00 | 0 | 0 | --- |
| Brockett, Jackson | 2 | 1 | 3.50 | 12.86 | 3.86 | 3.86 | 1.29 | 5.14 | 4.0 | 1.29 | 0.00 | 1.29 | 10.29 | 9.00 | 38.57 | 0 | 0 | --- |
| Broderick, Luke | 2 | 0 | 0.67 | 6.75 | 0.00 | 0.00 | 0.00 | 13.50 | 99.0 | 6.75 | 0.00 | 0.00 | 13.50 | 0.00 | 33.75 | 0 | 0 | --- |
| Christo, Drew | 3 | 0 | 1.22 | 17.18 | 22.09 | 17.18 | 4.91 | 7.36 | 1.5 | 0.00 | 0.00 | 0.00 | 9.82 | 9.82 | 56.45 | 1 | 1 | 1.000 |
| Clark, Caleb | 2 | 0 | 0.33 | 13.50 | 13.50 | 0.00 | 0.00 | 13.50 | 99.0 | 13.50 | 0.00 | 0.00 | 0.00 | 13.50 | 40.50 | 0 | 0 | --- |
| Cleavinger, Grant | 2 | 0 | 0.83 | 21.60 | 0.00 | 0.00 | 10.80 | 16.20 | 1.5 | 5.40 | 5.40 | 0.00 | 10.80 | 0.00 | 59.40 | 0 | 0 | --- |
| Coats, TJ | 1 | 0 | 1.00 | 0.00 | 0.00 | 0.00 | 0.00 | 9.00 | 99.0 | 0.00 | 0.00 | 0.00 | 18.00 | 0.00 | 27.00 | 0 | 0 | --- |
| Harrahill, Ryan | 2 | 0 | 0.67 | 0.00 | 0.00 | 0.00 | 0.00 | 0.00 | 0.0 | 0.00 | 0.00 | 0.00 | 0.00 | 27.00 | 33.75 | 0 | 0 | --- |
| Horn, Ty | 2 | 2 | 5.00 | 7.20 | 4.50 | 4.50 | 3.60 | 9.90 | 2.8 | 1.80 | 0.00 | 1.80 | 6.30 | 9.00 | 36.00 | 1 | 2 | .500 |
| Jasa, Carson | 2 | 0 | 1.33 | 6.75 | 3.38 | 0.00 | 6.75 | 10.12 | 1.5 | 0.00 | 0.00 | 0.00 | 0.00 | 16.88 | 40.50 | 1 | 1 | 1.000 |
| McConnaughey, Ma | 2 | 2 | 4.83 | 8.38 | 6.52 | 6.52 | 2.79 | 13.97 | 5.0 | 1.86 | 0.00 | 0.93 | 6.52 | 6.52 | 39.10 | 1 | 1 | 1.000 |
| Nowaczyk, Colin | 2 | 0 | 1.00 | 9.00 | 0.00 | 0.00 | 4.50 | 9.00 | 2.0 | 0.00 | 0.00 | 0.00 | 9.00 | 4.50 | 36.00 | 0 | 0 | --- |
| Timmerman, Tucker | 1 | 0 | 2.33 | 7.71 | 3.86 | 3.86 | 0.00 | 7.71 | 99.0 | 3.86 | 0.00 | 0.00 | 0.00 | 19.29 | 34.71 | 0 | 0 | --- |
| Walsh, Will | 2 | 2 | 4.50 | 9.00 | 5.00 | 4.00 | 1.00 | 8.00 | 8.0 | 1.00 | 0.00 | 0.00 | 8.00 | 10.00 | 39.00 | 0 | 0 | --- |
| Worthley, Jalen | 2 | 0 | 1.83 | 4.91 | 0.00 | 0.00 | 9.82 | 4.91 | 0.5 | 0.00 | 0.00 | 0.00 | 4.91 | 17.18 | 41.73 | 0 | 0 | --- |
| Totals | 7 | 7 | 8.57 | 8.70 | 4.80 | 4.05 | 3.00 | 9.00 | 3.0 | 1.50 | 0.15 | 0.60 | 7.35 | 9.60 | 39.00 | 4 | 5 | .800 |
| Opponents | 7 | 7 | 8.86 | 7.26 | 4.94 | 4.21 | 3.92 | 11.03 | 2.8 | 1.60 | 0.44 | 0.44 | 9.15 | 5.95 | 39.92 | 12 | 14 | .857 |

* = average based on 9-inning game

STARTERS

| Player | era | w-l | app | gs | cg | sho | sv | ip | h | r | er | bb | so | 2b | 3b | hr | b/avg | wp | hp | bks | sfa | sha |
|--------------------|------|-----|-----|----|----|-----|----|------|----|----|----|----|----|----|----|----|-------|----|----|-----|-----|-----|
| Brockett, Jackson | 1.50 | 0-0 | 1 | 1 | 0 | 0/0 | 0 | 6.0 | 6 | 1 | 1 | 0 | 3 | 1 | 0 | 1 | .273 | 0 | 0 | 0 | 0 | 0 |
| Walsh, Will | 4.00 | 1-1 | 2 | 2 | 0 | 0/1 | 0 | 9.0 | 9 | 5 | 4 | 1 | 8 | 1 | 0 | 0 | .273 | 0 | 2 | 0 | 1 | 2 |
| Horn, Ty | 4.50 | 0-1 | 2 | 2 | 0 | 0/0 | 0 | 10.0 | 8 | 5 | 5 | 4 | 11 | 2 | 0 | 2 | .229 | 0 | 0 | 0 | 0 | 1 |
| McConnaughey, Maso | 6.52 | 1-1 | 2 | 2 | 0 | 0/0 | 0 | 9.2 | 9 | 7 | 7 | 3 | 15 | 2 | 0 | 1 | .237 | 0 | 1 | 0 | 0 | 0 |
| Totals | 4.41 | 2-3 | 7 | 7 | 0 | 1/1 | 0 | 34.2 | 32 | 18 | 17 | 8 | 37 | 6 | 0 | 4 | .250 | 0 | 3 | 0 | 1 | 3 |
| Opponents | 5.02 | 2-3 | 7 | 7 | 1 | 0/0 | 0 | 28.2 | 28 | 19 | 16 | 10 | 38 | 6 | 2 | 1 | .248 | 2 | 10 | 0 | 3 | 0 |

RELIEVERS

| Player | era | w-l | app | gs | cg | sho | sv | ip | h | r | er | bb | so | 2b | 3b | hr | b/avg | wp | hp | bks | sfa | sha |
|-------------------|-------|-----|-----|----|----|-----|----|------|----|----|----|----|----|----|----|----|-------|----|----|-----|-----|-----|
| Worthley, Jalen | 0.00 | 1-0 | 2 | 0 | 0 | 0/0 | 0 | 3.2 | 2 | 0 | 0 | 4 | 2 | 0 | 0 | 0 | .154 | 1 | 0 | 0 | 0 | 0 |
| Bender, Pryce | 0.00 | 0-0 | 2 | 0 | 0 | 0/0 | 0 | 3.0 | 0 | 0 | 0 | 0 | 3 | 0 | 0 | 0 | .000 | 0 | 1 | 0 | 0 | 0 |
| Jasa, Carson | 0.00 | 0-0 | 2 | 0 | 0 | 0/1 | 0 | 2.2 | 2 | 1 | 0 | 2 | 3 | 0 | 0 | 0 | .200 | 1 | 0 | 0 | 0 | 0 |
| Nowaczyk, Colin | 0.00 | 0-0 | 2 | 0 | 0 | 0/0 | 0 | 2.0 | 2 | 0 | 0 | 1 | 2 | 0 | 0 | 0 | .286 | 0 | 0 | 0 | 0 | 0 |
| Cleavinger, Grant | 0.00 | 0-0 | 2 | 0 | 0 | 0/0 | 0 | 1.2 | 4 | 0 | 0 | 2 | 3 | 1 | 1 | 0 | .444 | 0 | 0 | 0 | 0 | 0 |
| Broderick, Luke | 0.00 | 0-0 | 2 | 0 | 0 | 0/0 | 1 | 1.1 | 1 | 0 | 0 | 0 | 2 | 1 | 0 | 0 | .200 | 1 | 0 | 0 | 0 | 0 |
| Harrahill, Ryan | 0.00 | 0-0 | 2 | 0 | 0 | 0/0 | 0 | 1.1 | 0 | 0 | 0 | 0 | 0 | 0 | 0 | 0 | .000 | 0 | 0 | 0 | 0 | 0 |
| Coats, TJ | 0.00 | 0-0 | 1 | 0 | 0 | 0/0 | 0 | 1.0 | 0 | 0 | 0 | 0 | 1 | 0 | 0 | 0 | .000 | 0 | 0 | 0 | 0 | 0 |
| Blachowicz, Gavin | 0.00 | 0-0 | 1 | 0 | 0 | 0/0 | 0 | 1.0 | 1 | 0 | 0 | 0 | 0 | 0 | 0 | 0 | .333 | 0 | 0 | 0 | 0 | 0 |
| Clark, Caleb | 0.00 | 0-0 | 2 | 0 | 0 | 0/0 | 0 | 0.2 | 1 | 1 | 0 | 0 | 1 | 1 | 0 | 0 | .500 | 0 | 0 | 0 | 0 | 1 |
| Timmerman, Tucker | 3.86 | 0-0 | 1 | 0 | 0 | 0/0 | 0 | 2.1 | 2 | 1 | 1 | 0 | 2 | 1 | 0 | 0 | .222 | 0 | 0 | 0 | 0 | 0 |
| Christo, Drew | 17.18 | 0-1 | 3 | 0 | 0 | 0/0 | 0 | 3.2 | 7 | 9 | 7 | 2 | 3 | 0 | 0 | 0 | .412 | 1 | 1 | 0 | 1 | 2 |
| Brockett, Jackson | 18.00 | 0-0 | 1 | 0 | 0 | 0/0 | 0 | 1.0 | 4 | 2 | 2 | 1 | 1 | 0 | 0 | 0 | .571 | 0 | 0 | 0 | 0 | 0 |
| Totals | 3.55 | 1-1 | 7 | 0 | 0 | 1/1 | 1 | 25.1 | 26 | 14 | 10 | 12 | 23 | 4 | 1 | 0 | .263 | 4 | 2 | 0 | 1 | 3 |
| Opponents | 3.51 | 2-0 | 7 | 0 | 0 | 0/0 | 2 | 33.1 | 22 | 15 | 13 | 17 | 38 | 5 | 1 | 2 | .188 | 2 | 3 | 0 | 2 | 0 |

STARTERS GAME-BY-GAME

| Opponent | W-L | IP | H | R | ER | BB | K |
|---------------------|-----|-----|---|---|----|----|---|
| vs. UC Irvine | L | 3.2 | 5 | 6 | 6 | 3 | 9 |
| vs. #16 Vanderbilt | -- | 4.0 | 4 | 3 | 3 | 2 | 6 |
| vs. San Diego State | W | 7.0 | 5 | 0 | 0 | 1 | 6 |
| at Grand Canyon | - | 6.0 | 6 | 1 | 1 | 0 | 3 |
| at Louisiana | W | 6.0 | 4 | 1 | 1 | 0 | 6 |
| at Louisiana | L | 6.0 | 4 | 2 | 2 | 2 | 5 |
| at Louisiana | L | 2.0 | 4 | 5 | 4 | 0 | 2 |

BULLPEN GAME-BY-GAME

| Opponent | W-L | IP | H | R | ER | BB | K |
|---------------------|-----|-----|---|---|----|----|---|
| vs. UC Irvine | -- | 5.1 | 6 | 4 | 4 | 4 | 4 |
| vs. #16 Vanderbilt | W | 5.0 | 3 | 1 | 1 | 3 | 4 |
| vs. San Diego State | - | 2.0 | 2 | 0 | 0 | 1 | 2 |
| at Grand Canyon | L | 2.0 | 4 | 2 | 2 | 0 | 3 |
| at Louisiana | - | 3.0 | 1 | 0 | 0 | 1 | 3 |
| at Louisiana | - | 2.0 | 1 | 2 | 0 | 1 | 2 |
| at Louisiana | - | 6.0 | 9 | 5 | 3 | 2 | 5 |

STARTER RECORDS

| Pitcher (Total Starts) | Record |
|------------------------|--------|
| Ty Horn (2) | 1-1 |
| Will Walsh (2) | 1-1 |
| Mason McConnaughey (2) | 1-1 |
| Jackson Brockett (1) | 0-1 |

QUALITY STARTS

| Pitcher (Total Starts) | QS | Record |
|------------------------|----|--------|
| Will Walsh (1) | 1 | 1-0 |
| Mason McConnaughey (2) | 1 | 1-0 |
| Ty Horn (2) | 1 | 0-1 |
| Jackson Brockett (1) | 1 | 0-1 |

RUN SUPPORT

| Pitcher (Total Starts) | Runs | Runs/Start |
|------------------------|------|------------|
| Will Walsh (2) | 13 | 6.5 |
| Ty Horn (2) | 4 | 2.0 |
| Mason McConnaughey (2) | 4 | 2.0 |
| Jackson Brockett (1) | 1 | 1.0 |

TEAM BATTING

| Category | Number | Game |
|----------------|--------|------------------------------|
| At-Bats | 36 | vs. San Diego State, 2/16/25 |
| Runs Scored | 13 | vs. San Diego State, 2/16/25 |
| Hits | 12 | vs. San Diego State, 2/16/25 |
| Runs Batted In | 13 | vs. San Diego State, 2/16/25 |
| Doubles | 3 | vs. UC Irvine, 2/14/25 |
| | 3 | vs. Vanderbilt, 2/15/25 |
| Triples | 1 | vs. Vanderbilt, 2/15/25 |
| | 1 | vs. San Diego State, 2/16/25 |
| | 1 | at Louisiana, 2/22/25 |
| Home Runs | 1 | vs. Vanderbilt, 2/15/25 |
| | 1 | vs. San Diego State, 2/16/25 |
| | 1 | at Louisiana, 2/22/25 |
| Total Bases | 18 | vs. San Diego State, 2/16/25 |
| Walks | 8 | at Louisiana, 2/21/25 |
| Strikeouts | 15 | vs. Vanderbilt, 2/15/25 |
| Sacrifice Hits | 2 | vs. San Diego State, 2/16/25 |
| | 2 | at Louisiana, 2/21/25 |
| Stolen Bases | 6 | at Louisiana, 2/21/25 |
| Hit by Pitch | 5 | vs. San Diego State, 2/16/25 |

TEAM FIELDING

| Category | Number | Game |
|---------------------|--------|------------------------------|
| Putouts | 27 | Four Times |
| Assists | 12 | Four Times |
| Errors | 3 | at Louisiana, 2/22/25 |
| Passed Balls | 1 | at Louisiana, 2/21/25 |
| | 1 | at Louisiana, 2/22/25 |
| | 1 | at Louisiana, 2/22/25 |
| Double Plays Turned | 2 | vs. San Diego State, 2/16/25 |
| | 2 | at Grand Canyon, 2/17/25 |

TEAM PITCHING

| Category | Number | Game |
|-------------------|--------|--------------------------|
| Innings Pitched | 9.0 | Four Times |
| Runs Allowed | 10 | vs. UC Irvine, 2/14/25 |
| | 10 | at Louisiana, 2/22/25 |
| Earned Runs | 10 | vs. UC Irvine, 2/14/25 |
| Walks Allowed | 7 | vs. UC Irvine, 2/14/25 |
| Strikeouts | 13 | vs. UC Irvine, 2/14/25 |
| Hits Allowed | 13 | at Louisiana, 2/22/25 |
| Doubles Allowed | 3 | vs. UC Irvine, 2/14/25 |
| | 3 | vs. Vanderbilt, 2/15/25 |
| Triples Allowed | 1 | vs. UC Irvine, 2/14/25 |
| Home Runs Allowed | 1 | Four Times |
| Wild Pitches | 2 | at Grand Canyon, 2/17/25 |
| Hit Batters | 2 | vs. UC Irvine, 2/14/25 |
| | 2 | at Louisiana, 2/22/25 |

INDIVIDUAL BATTING

| Category | Number | Game |
|----------------|--------|---|
| At-Bats | 5 | Seven Times |
| Runs Scored | 3 | M. Buettenback vs. UC Irvine, 2/14/25 |
| Hits | 3 | D. Carey vs. UC Irvine, 2/14/25 |
| | 3 | G. Swansen vs. Vanderbilt, 2/15/25 |
| | 3 | C. Brumbaugh at Louisiana, 2/22/25 |
| Runs Batted In | 6 | G. Swansen vs. Vanderbilt, 2/15/25 |
| Doubles | 2 | G. Swansen vs. Vanderbilt, 2/15/25 |
| Triples | 1 | J. Overbeek vs. Vanderbilt, 2/15/25 |
| | 1 | C. Brumbaugh vs. San Diego State, 2/16/25 |
| | 1 | W. Jesske at Louisiana, 2/22/25 |
| Home Runs | 1 | G. Swansen vs. Vanderbilt, 2/15/25 |
| | 1 | M. Buettenback vs. San Diego State, 2/16/25 |
| | 1 | D. Nunez at Louisiana, 2/22/25 |
| Total Bases | 8 | G. Swansen vs. Vanderbilt, 2/15/25 |
| Walks | 2 | Seven Times |
| Strikeouts | 3 | Eight Times |
| Sacrifice Hits | 1 | Five Times |
| Stolen Bases | 2 | D. Carey vs. San Diego State, 2/16/25 |
| Hit by Pitch | 1 | 13 Times |

INDIVIDUAL FIELDING

| Category | Number | Game |
|--------------|--------|--------------------------------------|
| Putouts | 11 | C. Sanderson vs. Vanderbilt, 2/15/25 |
| Assists | 6 | C. Brumbaugh vs. Vanderbilt, 2/15/25 |
| Errors | 2 | W. Walsh at Louisiana, 2/22/25 |
| Passed Balls | 1 | H. Helligso at Louisiana, 2/21/25 |
| | 1 | H. Helligso at Louisiana, 2/22/25 |
| | 1 | W. Jesske at Louisiana, 2/22/25 |

INDIVIDUAL PITCHING

| Category | Number | Game |
|-------------------|--------|--|
| Innings Pitched | 7.0 | W. Walsh vs. San Diego State, 2/16/25 |
| Runs Allowed | 6 | M. McConnaughey vs. UC Irvine, 2/14/25 |
| Earned Runs | 6 | M. McConnaughey vs. UC Irvine, 2/14/25 |
| Walks Allowed | 3 | M. McConnaughey vs. UC Irvine, 2/14/25 |
| | 3 | J. Worthley vs. Vanderbilt, 2/15/25 |
| Strikeouts | 9 | M. McConnaughey vs. UC Irvine, 2/14/25 |
| Hits Allowed | 6 | J. Brockett at Grand Canyon, 2/17/25 |
| Doubles Allowed | 2 | M. McConnaughey vs. UC Irvine, 2/14/25 |
| | 2 | T. Horn vs. Vanderbilt, 2/15/25 |
| Triples Allowed | 1 | G. Cleavinger vs. UC Irvine, 2/14/25 |
| Home Runs Allowed | 1 | Four Times |
| Wild Pitches | 1 | Four Times |
| Hit Batters | 1 | Five Times |

| No. | Player | Game | Date | Opponent | Pitcher | On Base | Inning | Outs | Count | Score | Final |
|-----|-----------------|------|---------|---------------------|----------|---------|--------|------|-------|-------|---------|
| 1. | Gabe Swansen | 2 | Feb. 15 | vs. Vanderbilt | Seiber | 1 | 7 | 1 | 1-0 | 4-3 | W, 6-4 |
| 2. | Max Buettenback | 3 | Feb. 16 | vs. San Diego State | Miranda | 1 | 5 | 2 | 1-1 | 6-0 | W, 13-0 |
| 3. | Devin Nunez | 7 | Feb. 22 | at Louisiana | Herrmann | 0 | 8 | 1 | 0-0 | 1-10 | L, 10-2 |

| Score by innings | 1 | 2 | 3 | 4 | 5 | 6 | 7 | 8 | 9 | Total |
|------------------|---|---|---|---|---|---|---|---|---|-------|
| Nebraska | 7 | 4 | 2 | 5 | 2 | 0 | 9 | 3 | 2 | 34 |
| Opponents | 4 | 6 | 0 | 9 | 7 | 1 | 2 | 3 | 0 | 32 |

Record when ...

| | | | |
|----------------------|-----|----------------------|-----|
| Overall | 3-4 | After 6 leading | 3-0 |
| Conference | 0-0 | trailing | 0-3 |
| Non-Conference | 3-4 | tied | 0-1 |
| Home games | 0-0 | After 7 leading | 3-0 |
| Away games | 1-3 | trailing | 0-3 |
| Neutral site | 2-1 | tied | 0-1 |
| Day games | 0-4 | After 8 leading | 3-0 |
| Night games | 3-0 | trailing | 0-4 |
| vs Left starter | 2-1 | tied | 0-0 |
| vs Right starter | 1-3 | | |
| 1-Run games | 0-0 | Hit 0 home runs | 1-3 |
| 2-Run games | 1-1 | ... 1 home run | 2-1 |
| 5+Run games | 2-2 | ... 2+ home runs | 0-0 |
| Extra innings | 0-0 | | |
| Shutouts | 1-0 | Opponent 0 home runs | 1-2 |
| | | 1 home run | 2-2 |
| Scoring 0-2 runs | 0-3 | 2+ HRs | 0-0 |
| 3-5 runs | 0-1 | | |
| 6-9 runs | 2-0 | Made 0 errors | 3-3 |
| 10+ runs | 1-0 | 1 error | 0-0 |
| | | 2+ errors | 0-1 |
| Opponent 0-2 runs | 2-0 | | |
| 3-5 runs | 1-2 | Opp. made 0 errors | 1-1 |
| 6-9 runs | 0-0 | 1 error | 0-3 |
| 10+ runs | 0-2 | 2+ errors | 2-0 |
| Scored in 1st inning | 3-1 | Out-hit opponent | 3-0 |
| Opp. scored in 1st | 1-2 | Out-hit by opponent | 0-4 |
| Scores first | 3-1 | Hits are tied | 0-0 |
| Opp. scores first | 0-3 | | |

Record when team scores:

| | | | | | | | | | | | |
|------|-----|-----|-----|-----|-----|-----|-----|-----|-----|-----|-----|
| Runs | 0 | 1 | 2 | 3 | 4 | 5 | 6 | 7 | 8 | 9 | 10+ |
| W-L | 0-0 | 0-2 | 0-1 | 0-0 | 0-0 | 0-1 | 2-0 | 0-0 | 0-0 | 0-0 | 1-0 |

Record when opponent scores:

| | | | | | | | | | | | |
|------|-----|-----|-----|-----|-----|-----|-----|-----|-----|-----|-----|
| Runs | 0 | 1 | 2 | 3 | 4 | 5 | 6 | 7 | 8 | 9 | 10+ |
| W-L | 1-0 | 1-0 | 0-0 | 0-1 | 1-1 | 0-0 | 0-0 | 0-0 | 0-0 | 0-0 | 0-2 |

Record when leading after:

| | | | | | | | | |
|------|-----|-----|-----|-----|-----|-----|-----|-----|
| Inn. | 1 | 2 | 3 | 4 | 5 | 6 | 7 | 8 |
| W-L | 3-1 | 3-1 | 3-1 | 3-1 | 3-0 | 3-0 | 3-0 | 3-0 |

Record when trailing after:

| | | | | | | | | |
|------|-----|-----|-----|-----|-----|-----|-----|-----|
| Inn. | 1 | 2 | 3 | 4 | 5 | 6 | 7 | 8 |
| W-L | 0-2 | 0-3 | 0-3 | 0-3 | 0-3 | 0-3 | 0-3 | 0-4 |

Record when tied after:

| | | | | | | | | |
|------|-----|-----|-----|-----|-----|-----|-----|-----|
| Inn. | 1 | 2 | 3 | 4 | 5 | 6 | 7 | 8 |
| W-L | 0-1 | 0-0 | 0-0 | 0-0 | 0-1 | 0-1 | 0-1 | 0-0 |

Current losing streak: 2

Longest winning streak: 2

Longest losing streak: 2

Home attendance : 0 (0 dates avg = 0)

Away attendance : 17574 (6 dates avg = 2929)

Total attendance: 17574 (6 dates avg = 2929)

| Multiple Hit Games | 2 | 3 | 4 | 5+ | Total |
|--------------------|---|---|---|----|-------|
| Brumbaugh, Cayden | 2 | 1 | - | - | 3 |
| Carey, Dylan | - | 1 | - | - | 1 |
| Sanderson, Case | 1 | - | - | - | 1 |
| Jesske, Will | 1 | - | - | - | 1 |
| Swansen, Gabe | - | 1 | - | - | 1 |
| Silva, Riley | 1 | - | - | - | 1 |
| TEAM | 5 | 3 | 0 | 0 | 8 |

| Multiple RBI Games | 2 | 3 | 4 | 5+ | Total |
|--------------------|---|---|---|----|-------|
| Swansen, Gabe | 1 | - | - | 1 | 2 |
| Buettenback, Max | - | - | 1 | - | 1 |
| Helligso, Hogan | 1 | - | - | - | 1 |
| Brumbaugh, Cayden | 1 | - | - | - | 1 |
| TEAM | 3 | 0 | 1 | 1 | 5 |

| Hitting Streaks | Longest | Current |
|-------------------|---------|---------|
| Brumbaugh, Cayden | 5 | - |
| Overbeek, Joshua | 3 | - |
| Stokes, Rhett | 3 | - |
| Carey, Dylan | 3 | 3 |
| Silva, Riley | 2 | 2 |
| Nunez, Devin | 2 | 2 |
| Swansen, Gabe | 2 | - |
| Bolin, Robby | 2 | - |
| Jesske, Will | 2 | 1 |
| Sanderson, Case | 2 | - |
| Buettenback, Max | 2 | 2 |
| Helligso, Hogan | 1 | - |

| Reached Base Streaks | Longest | Current |
|----------------------|---------|---------|
| Sanderson, Case | 6 | - |
| Frost, Cael | 5 | 5 |
| Brumbaugh, Cayden | 5 | - |
| Silva, Riley | 5 | 5 |
| Swansen, Gabe | 3 | - |
| Carey, Dylan | 3 | 3 |
| Buettenback, Max | 3 | 2 |
| Overbeek, Joshua | 3 | - |
| Stokes, Rhett | 3 | - |
| Nunez, Devin | 2 | 2 |
| Jesske, Will | 2 | 1 |
| Helligso, Hogan | 2 | - |
| Bolin, Robby | 2 | - |



UTILITY
CAYDEN BRUMBAUGH 0

B/T HT. WT. CLASS
R/R 5-11 195 R-JR.

| SEASON HIGH | CATEGORY | CAREER HIGH |
|--|--------------|--|
| 3 at Louisiana, 2/21/25 | Hits | 3 (5x) last at Louisiana, 2/21/25 |
| 2 vs. San Diego State, 2/16/25 | Runs | 3 vs. Maryland, 4/21/24 |
| 1 (2x) last vs. San Diego State, 2/16/25 | Doubles | 2 (2x) last vs. Maryland, 4/19/24 |
| 1 vs. San Diego State, 2/16/25 | Triples | 1 (5x) last vs. San Diego State, 2/16/25 |
| | Home Runs | |
| 2 vs. San Diego State, 2/16/25 | RBI | 3 (2x) last vs. Maryland, 4/21/24 |
| 1 (3x) last at Louisiana, 2/22/25 | Stolen Bases | 2 (2x) last at Rutgers, 4/14/24 |

2025 GAME-BY-GAME STATISTICS

| Date | Opponent | H-AB | R | RBI | 2B | 3B | HR | SB | BB | SO |
|------|---------------------|------|---|-----|----|----|----|----|----|----|
| 2/14 | vs. UC Irvine | 0-5 | 0 | 0 | 0 | 0 | 0 | 0 | 0 | 3 |
| 2/15 | vs. Vanderbilt | 2-5 | 1 | 0 | 1 | 0 | 0 | 0 | 0 | 1 |
| 2/16 | vs. San Diego State | 2-5 | 2 | 2 | 1 | 1 | 0 | 0 | 0 | 1 |
| 2/17 | at Grand Canyon | 1-3 | 1 | 0 | 0 | 0 | 0 | 1 | 1 | 0 |
| 2/21 | at Louisiana | 3-4 | 1 | 1 | 0 | 0 | 0 | 1 | 1 | 0 |
| 2/22 | at Louisiana | 1-4 | 0 | 0 | 0 | 0 | 0 | 1 | 0 | 0 |
| 2/22 | at Louisiana | 0-4 | 0 | 0 | 0 | 0 | 0 | 0 | 0 | 1 |



INFIELDER
JOSHUA OVERBEEK 4

B/T HT. WT. CLASS
S/R 6-1 210 SR.

| SEASON HIGH | CATEGORY | CAREER HIGH |
|--------------------------------------|--------------|-----------------------------------|
| 1 (3x) last at Grand Canyon, 2/17/25 | Hits | 4 vs. Texas Tech, 2/17/24 |
| 1 vs. San Diego State, 2/16/25 | Runs | 3 (2x) last vs. Maryland, 4/21/24 |
| 1 at Grand Canyon, 2/17/25 | Doubles | 2 vs. Indiana, 5/25/24 |
| 1 vs. Vanderbilt, 2/15/25 | Triples | 1 vs. Niagara, 6/1/24 |
| | Home Runs | 1 (7x) last vs. Florida, 6/2/24 |
| | RBI | 4 (2x) last vs. Florida, 6/2/24 |
| | Stolen Bases | 2 (2x) last vs. Iowa, 4/26/24 |

2025 GAME-BY-GAME STATISTICS

| Date | Opponent | H-AB | R | RBI | 2B | 3B | HR | SB | BB | SO |
|------|---------------------|------|---|-----|----|----|----|----|----|----|
| 2/15 | vs. Vanderbilt | 1-3 | 0 | 0 | 0 | 1 | 0 | 0 | 1 | 2 |
| 2/16 | vs. San Diego State | 1-2 | 1 | 0 | 0 | 0 | 0 | 0 | 0 | 1 |
| 2/17 | at Grand Canyon | 1-3 | 0 | 0 | 1 | 0 | 0 | 0 | 0 | 1 |
| 2/21 | at Louisiana | 0-3 | 0 | 0 | 0 | 0 | 0 | 0 | 0 | 3 |
| 2/22 | at Louisiana | 0-0 | 0 | 0 | 0 | 0 | 0 | 0 | 0 | 0 |



OUTFIELDER
RILEY SILVA 1

B/T HT. WT. CLASS
L/R 6-0 190 SR.

| SEASON HIGH | CATEGORY | CAREER HIGH |
|-----------------------------------|--------------|--|
| 2 vs. San Diego State, 2/16/25 | Hits | 3 (3x) last at Michigan State, 5/17/24 |
| 2 vs. San Diego State, 2/16/25 | Runs | 3 (4x) last at Michigan State, 5/17/24 |
| | Doubles | 1 (5x) last vs. Indiana, 5/11/24 |
| | Triples | 1 (2x) last vs. South Dakota State, 5/8/24 |
| | Home Runs | |
| 1 vs. San Diego State, 2/16/25 | RBI | 3 vs. Maryland, 4/21/24 |
| 1 (2x) last at Louisiana, 2/21/25 | Stolen Bases | 2 (5x) last vs. Kansas State, 5/1/24 |

2025 GAME-BY-GAME STATISTICS

| Date | Opponent | H-AB | R | RBI | 2B | 3B | HR | SB | BB | SO |
|------|---------------------|------|---|-----|----|----|----|----|----|----|
| 2/15 | vs. Vanderbilt | 1-4 | 0 | 0 | 0 | 0 | 0 | 0 | 0 | 1 |
| 2/16 | vs. San Diego State | 2-4 | 2 | 1 | 0 | 0 | 0 | 1 | 0 | 0 |
| 2/17 | at Grand Canyon | 0-2 | 0 | 0 | 0 | 0 | 0 | 0 | 0 | 0 |
| 2/21 | at Louisiana | 1-3 | 0 | 0 | 0 | 0 | 0 | 1 | 2 | 1 |
| 2/22 | at Louisiana | 1-3 | 0 | 0 | 0 | 0 | 0 | 0 | 0 | 1 |



OUTFIELDER
ROBBY BOLIN 5

B/T HT. WT. CLASS
L/L 6-2 205 JR.

| SEASON HIGH | CATEGORY | CAREER HIGH |
|--|--------------|-------------|
| 1 (2x) last vs. San Diego State, 2/16/25 | Hits | Same |
| 1 (2x) last vs. San Diego State, 2/16/25 | Runs | Same |
| 1 vs. UC Irvine, 2/14/25 | Doubles | Same |
| | Triples | |
| | Home Runs | |
| 1 vs. San Diego State, 2/16/25 | RBI | Same |
| | Stolen Bases | |

2025 GAME-BY-GAME STATISTICS

| Date | Opponent | H-AB | R | RBI | 2B | 3B | HR | SB | BB | SO |
|------|---------------------|------|---|-----|----|----|----|----|----|----|
| 2/14 | vs. UC Irvine | 1-4 | 1 | 0 | 1 | 0 | 0 | 0 | 0 | 2 |
| 2/15 | vs. Vanderbilt | 0-0 | 0 | 0 | 0 | 0 | 0 | 0 | 0 | 0 |
| 2/16 | vs. San Diego State | 1-1 | 1 | 1 | 0 | 0 | 0 | 0 | 0 | 0 |
| 2/17 | at Grand Canyon | 0-1 | 0 | 0 | 0 | 0 | 0 | 0 | 0 | 0 |
| 2/21 | at Louisiana | 0-1 | 0 | 0 | 0 | 0 | 0 | 0 | 0 | 1 |



RIGHT-HANDED PITCHER
PRYCE BENDER 6

B/T HT. WT. CLASS
R/R 6-3 185 FR.

| SEASON HIGH | CATEGORY | CAREER HIGH |
|----------------------------|-------------|-------------|
| 2.0 vs. UC Irvine, 2/14/25 | Innings | Same |
| | Runs | |
| | Earned Runs | |
| | Walks | |
| 2 at Louisiana, 2/21/25 | Strikeouts | Same |

2025 GAME-BY-GAME STATISTICS

| Date | Opponent | GS | IP | H | R | ER | BB | SO | W-L | SV | ERA |
|------|---------------|-----|----|---|---|----|----|----|-----|----|------|
| 2/14 | vs. UC Irvine | 2.0 | 0 | 0 | 0 | 0 | 0 | 1 | 0-0 | 0 | 0.00 |
| 2/21 | at Louisiana | 1.0 | 0 | 0 | 0 | 0 | 0 | 2 | 0-0 | 0 | 0.00 |



CATCHER
HOGAN HELIGSO 10

B/T HT. WT. CLASS
R/R 6-0 195 SR.

| SEASON HIGH | CATEGORY | CAREER HIGH |
|--------------------------|--------------|--|
| 1 vs. UC Irvine, 2/14/25 | Hits | 3 (2x) last at UConn, 5/12/24 |
| 1 at Louisiana, 2/21/25 | Runs | 4 (2x) last vs. Houston Christian, 2/23/24 |
| | Doubles | 2 (2x) last at Stanford, 3/24/24 |
| | Triples | 1 (2x) last vs. St. Thomas, 4/2/23 |
| | Home Runs | 1 (5x) last at UConn, 5/11/24 |
| 2 at Louisiana, 2/21/25 | RBI | 3 (2x) last vs. St. Thomas, 4/1/23 |
| | Stolen Bases | 2 vs. St. John's, 4/21/23 |

2025 GAME-BY-GAME STATISTICS

| Date | Opponent | H-AB | R | RBI | 2B | 3B | HR | SB | BB | SO |
|------|-----------------|------|---|-----|----|----|----|----|----|----|
| 2/14 | vs. UC Irvine | 1-3 | 0 | 0 | 0 | 0 | 0 | 0 | 0 | 1 |
| 2/15 | vs. Vanderbilt | 0-3 | 0 | 0 | 0 | 0 | 0 | 0 | 1 | 2 |
| 2/17 | at Grand Canyon | 0-3 | 0 | 0 | 0 | 0 | 0 | 0 | 0 | 0 |
| 2/21 | at Louisiana | 0-3 | 1 | 2 | 0 | 0 | 0 | 0 | 1 | 0 |
| 2/22 | at Louisiana | 0-2 | 0 | 0 | 0 | 0 | 0 | 0 | 0 | 1 |



INFIELDER
RHETT STOKES 9

B/T HT. WT. CLASS
R/R 5-10 195 SR.

| SEASON HIGH | CATEGORY | CAREER HIGH |
|--|--------------|-------------------------------------|
| 1 (3x) last at Louisiana, 2/21/25 | Hits | 3 (9x) last vs. Ohio State, 5/24/24 |
| | Runs | 3 (2x) last vs. Omaha, 3/19/24 |
| | Doubles | 2 (3x) last vs. Nicholls, 3/17/24 |
| | Triples | |
| | Home Runs | 1 at Creighton, 4/30/24 |
| 1 (2x) last vs. San Diego State, 2/16/25 | RBI | 3 vs. South Alabama, 3/9/24 |
| 1 at Louisiana, 2/21/25 | Stolen Bases | 1 (7x) last at Louisiana, 2/21/25 |

2025 GAME-BY-GAME STATISTICS

| Date | Opponent | H-AB | R | RBI | 2B | 3B | HR | SB | BB | SO |
|------|---------------------|------|---|-----|----|----|----|----|----|----|
| 2/14 | vs. UC Irvine | 1-3 | 0 | 1 | 0 | 0 | 0 | 0 | 0 | 1 |
| 2/16 | vs. San Diego State | 1-2 | 0 | 1 | 0 | 0 | 0 | 0 | 0 | 0 |
| 2/21 | at Louisiana | 1-5 | 0 | 0 | 0 | 0 | 0 | 1 | 0 | 2 |
| 2/22 | at Louisiana | 0-3 | 0 | 0 | 0 | 0 | 0 | 0 | 0 | 1 |
| 2/22 | at Louisiana | 0-3 | 0 | 0 | 0 | 0 | 0 | 0 | 0 | 1 |



UTILITY
MAX BUETTENBACK 11

B/T HT. WT. CLASS
L/R 6-2 215 SO.

| SEASON HIGH | CATEGORY | CAREER HIGH |
|-----------------------------------|--------------|--|
| 1 (4x) last at Louisiana, 2/22/25 | Hits | 1 (5x) last at Louisiana, 2/22/25 |
| 3 vs. UC Irvine, 2/14/25 | Runs | Same |
| 1 vs. UC Irvine, 2/14/25 | Doubles | Same |
| | Triples | |
| 1 vs. San Diego State, 2/16/25 | Home Runs | 1 (2x) last vs. San Diego State, 2/16/25 |
| 4 vs. San Diego State, 2/16/25 | RBI | Same |
| | Stolen Bases | |

2025 GAME-BY-GAME STATISTICS

| Date | Opponent | H-AB | R | RBI | 2B | 3B | HR | SB | BB | SO |
|------|---------------------|------|---|-----|----|----|----|----|----|----|
| 2/14 | vs. UC Irvine | 1-3 | 3 | 0 | 1 | 0 | 0 | 0 | 2 | 1 |
| 2/15 | vs. Vanderbilt | 0-4 | 1 | 0 | 0 | 0 | 0 | 0 | 1 | 3 |
| 2/16 | vs. San Diego State | 1-3 | 2 | 4 | 0 | 0 | 1 | 0 | 1 | 0 |
| 2/17 | at Grand Canyon | 0-4 | 0 | 0 | 0 | 0 | 0 | 0 | 0 | 3 |
| 2/21 | at Louisiana | 1-4 | 1 | 0 | 0 | 0 | 0 | 0 | 0 | 1 |
| 2/22 | at Louisiana | 1-4 | 0 | 0 | 0 | 0 | 0 | 0 | 0 | 2 |



OUTFIELDER
CAEL FROST 12

B/T HT. WT. CLASS
L/R 6-0 200 SR.

| SEASON HIGH | CATEGORY | CAREER HIGH |
|--------------------------------|--|---------------------------------|
| Hits | 3 (7x) last vs. St. Thomas, 4/12/24 | |
| 1 vs. San Diego State, 2/16/25 | Runs | 3 at North Dakota State, 4/6/24 |
| Doubles | 2 (2x) last at Northern Colorado, 5/4/24 | |
| Triples | | |
| Home Runs | 2 at Omaha, 4/12/24 | |
| RBI | 4 (2x) last at Omaha, 4/12/24 | |
| Stolen Bases | 1 vs. St. Thomas, 3/22/24 | |

2025 GAME-BY-GAME STATISTICS

| Date | Opponent | H-AB | R | RBI | 2B | 3B | HR | SB | BB | SO |
|------|---------------------|------|---|-----|----|----|----|----|----|----|
| 2/14 | vs. UC Irvine | 0-3 | 0 | 0 | 0 | 0 | 0 | 0 | 1 | 0 |
| 2/15 | vs. Vanderbilt | 0-3 | 0 | 0 | 0 | 0 | 0 | 0 | 0 | 2 |
| 2/16 | vs. San Diego State | 0-2 | 1 | 0 | 0 | 0 | 0 | 0 | 1 | 1 |
| 2/17 | at Grand Canyon | 0-3 | 0 | 0 | 0 | 0 | 0 | 0 | 1 | 1 |
| 2/22 | at Louisiana | 0-2 | 0 | 0 | 0 | 0 | 0 | 0 | 0 | 2 |



UTILITY
CASE SANDERSON 14

B/T HT. WT. CLASS
L/L 6-2 215 SO.

| SEASON HIGH | CATEGORY | CAREER HIGH |
|-----------------------------------|---------------------------------|---------------------------------|
| Hits | 3 (5x) last vs. Purdue, 5/22/24 | |
| 2 at Grand Canyon, 2/17/25 | Runs | 3 at Rutgers, 4/13/24 |
| 2 vs. Vanderbilt, 2/15/25 | Doubles | 1 (6x) last vs. Florida, 6/2/24 |
| 1 at Grand Canyon, 2/17/25 | Triples | 1 at Grand Canyon, 2/22/24 |
| Home Runs | 1 (3x) last vs. Niagara, 6/1/24 | |
| 1 (2x) last at Louisiana, 2/21/25 | RBI | 4 vs. Niagara, 6/1/24 |
| Stolen Bases | | |

2025 GAME-BY-GAME STATISTICS

| Date | Opponent | H-AB | R | RBI | 2B | 3B | HR | SB | BB | SO |
|------|---------------------|------|---|-----|----|----|----|----|----|----|
| 2/14 | vs. UC Irvine | 1-2 | 0 | 1 | 0 | 0 | 0 | 0 | 2 | 0 |
| 2/15 | vs. Vanderbilt | 1-4 | 2 | 0 | 0 | 0 | 0 | 0 | 1 | 1 |
| 2/16 | vs. San Diego State | 0-3 | 1 | 0 | 0 | 0 | 0 | 0 | 1 | 1 |
| 2/17 | at Grand Canyon | 2-4 | 0 | 0 | 1 | 0 | 0 | 0 | 0 | 1 |
| 2/21 | at Louisiana | 1-3 | 0 | 1 | 0 | 0 | 0 | 0 | 2 | 0 |
| 2/22 | at Louisiana | 0-3 | 0 | 0 | 0 | 0 | 0 | 0 | 0 | 0 |
| 2/22 | at Louisiana | 0-3 | 0 | 0 | 0 | 0 | 0 | 0 | 0 | 1 |



UTILITY
WILL JESKE 13

B/T HT. WT. CLASS
R/R 5-11 210 SO.

| SEASON HIGH | CATEGORY | CAREER HIGH |
|-----------------------------------|--|-----------------------------------|
| Hits | 2 (3x) last vs. San Diego State, 2/16/25 | |
| 2 vs. San Diego State, 2/16/25 | Runs | Same |
| 2 at Louisiana, 2/21/25 | Doubles | 1 (2x) last at Louisiana, 2/21/25 |
| 1 at Louisiana, 2/21/25 | Triples | Same |
| 1 at Louisiana, 2/22/25 | Home Runs | |
| 1 (2x) last at Louisiana, 2/22/25 | RBI | 2 at Charleston, 3/3/24 |
| 2 at Louisiana, 2/21/25 | Stolen Bases | Same |

2025 GAME-BY-GAME STATISTICS

| Date | Opponent | H-AB | R | RBI | 2B | 3B | HR | SB | BB | SO |
|------|---------------------|------|---|-----|----|----|----|----|----|----|
| 2/16 | vs. San Diego State | 2-4 | 1 | 1 | 0 | 0 | 0 | 0 | 0 | 0 |
| 2/21 | at Louisiana | 1-3 | 2 | 0 | 1 | 0 | 0 | 2 | 2 | 0 |
| 2/22 | at Louisiana | 0-4 | 0 | 0 | 0 | 0 | 0 | 0 | 0 | 2 |
| 2/22 | at Louisiana | 1-4 | 0 | 1 | 0 | 1 | 0 | 0 | 0 | 0 |




INFIELDER
DYLAN CAREY 15

B/T HT. WT. CLASS
R/R 6-3 210 JR.

| SEASON HIGH | CATEGORY | CAREER HIGH |
|-----------------------------------|---|---|
| Hits | 4 vs. Hawaii, 3/4/23 | |
| 3 vs. UC Irvine, 2/14/25 | Runs | 3 (3x) last vs. New Mexico State, 3/22/24 |
| 1 (5x) last at Louisiana, 2/22/25 | Doubles | 2 (4x) last at Charleston, 3/3/24 |
| 1 (2x) last at Louisiana, 2/22/25 | Triples | 1 (2x) last vs. Penn State, 5/12/23 |
| Home Runs | 1 (11x) last at Michigan State, 5/17/24 | |
| 1 (5x) last at Louisiana, 2/22/25 | RBI | 4 at Omaha, 4/25/23 |
| 2 vs. San Diego State, 2/16/25 | Stolen Bases | 1 (7x) last vs. Niagara, 6/1/24 |

2025 GAME-BY-GAME STATISTICS

| Date | Opponent | H-AB | R | RBI | 2B | 3B | HR | SB | BB | SO |
|------|---------------------|------|---|-----|----|----|----|----|----|----|
| 2/14 | vs. UC Irvine | 3-5 | 1 | 1 | 1 | 0 | 0 | 0 | 0 | 1 |
| 2/15 | vs. Vanderbilt | 0-3 | 1 | 0 | 0 | 0 | 0 | 0 | 2 | 3 |
| 2/16 | vs. San Diego State | 1-2 | 1 | 1 | 0 | 0 | 0 | 2 | 2 | 0 |
| 2/17 | at Grand Canyon | 0-4 | 0 | 1 | 0 | 0 | 0 | 0 | 0 | 1 |
| 2/21 | at Louisiana | 1-4 | 1 | 1 | 0 | 0 | 0 | 1 | 0 | 3 |
| 2/22 | at Louisiana | 1-4 | 0 | 1 | 1 | 0 | 0 | 0 | 0 | 3 |
| 2/22 | at Louisiana | 1-4 | 1 | 0 | 0 | 0 | 0 | 0 | 0 | 0 |



INFILDER
DEVIN NUNEZ 16

B/T HT. WT. CLASS
L/R 5-11 180 FR.

| SEASON HIGH | | CATEGORY | CAREER HIGH |
|-----------------------------------|--|--------------|-------------|
| 1 (2x) last at Louisiana, 2/22/25 | | Hits | Same |
| 1 (2x) last at Louisiana, 2/22/25 | | Runs | Same |
| | | Doubles | |
| | | Triples | |
| 1 at Louisiana, 2/22/25 | | Home Runs | Same |
| 1 at Louisiana, 2/22/25 | | RBI | Same |
| 1 at Louisiana, 2/22/25 | | Stolen Bases | Same |

2025 GAME-BY-GAME STATISTICS

| Date | Opponent | H-AB | R | RBI | 2B | 3B | HR | SB | BB | SO |
|------|---------------------|------|---|-----|----|----|----|----|----|----|
| 2/16 | vs. San Diego State | 0-1 | 0 | 0 | 0 | 0 | 0 | 0 | 0 | 0 |
| 2/22 | at Louisiana | 1-1 | 1 | 0 | 0 | 0 | 0 | 0 | 0 | 0 |
| 2/22 | at Louisiana | 1-2 | 1 | 1 | 0 | 0 | 1 | 1 | 1 | 0 |



CATCHER
KANON SUNDGREN 18

B/T HT. WT. CLASS
R/R 6-1 185 JR.

| SEASON HIGH | | CATEGORY | CAREER HIGH |
|-------------|--|--------------|-------------|
| | | Hits | |
| | | Runs | |
| | | Doubles | |
| | | Triples | |
| | | Home Runs | |
| | | RBI | |
| | | Stolen Bases | |

2025 GAME-BY-GAME STATISTICS

| Date | Opponent | H-AB | R | RBI | 2B | 3B | HR | SB | BB | SO |
|------|----------|------|---|-----|----|----|----|----|----|----|
|------|----------|------|---|-----|----|----|----|----|----|----|



OUTFIELDER
HAYDEN LEWIS 17

B/T HT. WT. CLASS
L/L 6-1 205 R-SO.

| SEASON HIGH | | CATEGORY | CAREER HIGH |
|-------------|--|--------------|-------------|
| | | Hits | |
| | | Runs | |
| | | Doubles | |
| | | Triples | |
| | | Home Runs | |
| | | RBI | |
| | | Stolen Bases | |

2025 GAME-BY-GAME STATISTICS

| Date | Opponent | H-AB | R | RBI | 2B | 3B | HR | SB | BB | SO |
|------|---------------------|------|---|-----|----|----|----|----|----|----|
| 2/16 | vs. San Diego State | 0-0 | 0 | 0 | 0 | 0 | 0 | 0 | 0 | 0 |
| 2/22 | at Louisiana | 0-2 | 0 | 0 | 0 | 0 | 0 | 0 | 0 | 1 |



RIGHT-HANDED PITCHER
TY HORN 20

B/T HT. WT. CLASS
L/R 6-2 200 SO.

| SEASON HIGH | | CATEGORY | CAREER HIGH |
|-----------------------------------|--|-------------|-----------------------------------|
| 6.0 at Louisiana, 2/22/25 | | Innings | Same |
| 3 vs. Vanderbilt, 2/15/25 | | Runs | 6 (2x) last at Creighton, 4/30/24 |
| 3 vs. Vanderbilt, 2/15/25 | | Earned Runs | 5 at Kansas, 4/9/24 |
| 2 (2x) last at Louisiana, 2/22/25 | | Walks | 3 vs. Nicholls, 3/17/24 |
| 6 vs. Vanderbilt, 2/15/25 | | Strikeouts | Same |

2025 GAME-BY-GAME STATISTICS

| Date | Opponent | GS | IP | H | R | ER | BB | SO | W-L | SV | ERA |
|------|----------------|----|-----|---|---|----|----|----|-----|----|------|
| 2/15 | vs. Vanderbilt | * | 4.0 | 4 | 3 | 3 | 2 | 6 | 0-0 | 0 | 6.75 |
| 2/22 | at Louisiana | * | 6.0 | 4 | 2 | 2 | 2 | 5 | 0-1 | 0 | 4.50 |



INFILDER
JARON COTTON 21

B/T HT. WT. CLASS
R/R 6-3 200 JR.

| SEASON HIGH | CATEGORY | CAREER HIGH |
|-------------|--------------|-------------|
| | Hits | |
| | Runs | |
| | Doubles | |
| | Triples | |
| | Home Runs | |
| | RBI | |
| | Stolen Bases | |

2025 GAME-BY-GAME STATISTICS

| Date | Opponent | H-AB | R | RBI | 2B | 3B | HR | SB | BB | SO |
|------|---------------------|------|---|-----|----|----|----|----|----|----|
| 2/16 | vs. San Diego State | 0-1 | 0 | 0 | 0 | 0 | 0 | 0 | 0 | 1 |



LEFT-HANDED PITCHER
CALEB CLARK 24

B/T HT. WT. CLASS
L/L 6-2 210 JR.

| SEASON HIGH | CATEGORY | CAREER HIGH |
|-------------------------------------|-------------|-------------------------------------|
| 0.1 (2x) last at Louisiana, 2/22/25 | Innings | 4.1 at San Diego, 2/19/23 |
| 1 at Louisiana, 2/22/25 | Runs | 8 (2x) last vs. Ohio State, 5/21/24 |
| | Earned Runs | 8 (2x) last vs. Ohio State, 5/21/24 |
| | Walks | 3 vs. Oklahoma, 2/18/24 |
| 1 at Grand Canyon, 2/17/25 | Strikeouts | 4 (4x) last vs. SDSU, 5/8/24 |

2025 GAME-BY-GAME STATISTICS

| Date | Opponent | GS | IP | H | R | ER | BB | SO | W-L | SV | ERA |
|------|-----------------|-----|----|---|---|----|----|----|-----|----|-------|
| 2/17 | at Grand Canyon | 0.1 | 0 | 0 | 0 | 0 | 0 | 1 | 0-0 | 0 | 0.00 |
| 2/22 | at Louisiana | 0.1 | 1 | 1 | 1 | 0 | 0 | 0 | 0-0 | 0 | 13.50 |



RIGHT-HANDED PITCHER
BLAKE ENCARNACION 23

B/T HT. WT. CLASS
R/R 6-4 210 FR.

| SEASON HIGH | CATEGORY | CAREER HIGH |
|-------------|-------------|-------------|
| | Innings | |
| | Runs | |
| | Earned Runs | |
| | Walks | |
| | Strikeouts | |

2025 GAME-BY-GAME STATISTICS

| Date | Opponent | GS | IP | H | R | ER | BB | SO | W-L | SV | ERA |
|------|----------|----|----|---|---|----|----|----|-----|----|-----|
|------|----------|----|----|---|---|----|----|----|-----|----|-----|



RIGHT-HANDED PITCHER
DREW CHRISTO 25

B/T HT. WT. CLASS
R/R 6-5 240 SR.

| SEASON HIGH | CATEGORY | CAREER HIGH |
|-----------------------------------|-------------|---------------------------------|
| 1.2 at Louisiana, 2/22/25 | Innings | 6.2 at Charleston, 2/29/24 |
| 4 vs. UC Irvine, 2/14/25 | Runs | 7 vs. South Alabama, 3/8/24 |
| 4 vs. UC Irvine, 2/14/25 | Earned Runs | 7 vs. South Alabama, 3/8/24 |
| 2 vs. UC Irvine, 2/14/25 | Walks | 3 (4x) last at Rutgers, 4/14/24 |
| 1 (3x) last at Louisiana, 2/22/25 | Strikeouts | 8 at Omaha, 4/25/23 |

2025 GAME-BY-GAME STATISTICS

| Date | Opponent | GS | IP | H | R | ER | BB | SO | W-L | SV | ERA |
|------|-----------------|-----|----|---|---|----|----|----|-----|----|-------|
| 2/14 | vs. UC Irvine | 0.2 | 2 | 4 | 4 | 4 | 2 | 1 | 0-0 | 0 | 54.00 |
| 2/17 | at Grand Canyon | 1.1 | 3 | 2 | 2 | 2 | 0 | 1 | 0-1 | 0 | 27.00 |
| 2/22 | at Louisiana | 1.2 | 2 | 3 | 1 | 1 | 0 | 1 | 0-1 | 0 | 17.18 |



RIGHT-HANDED PITCHER
TJ COATS 26

B/T HT. WT. CLASS
R/R 6-3 220 SO.

| SEASON HIGH | CATEGORY | CAREER HIGH |
|---------------------------|-------------|-------------|
| 1.0 at Louisiana, 2/22/25 | Innings | Same |
| | Runs | |
| | Earned Runs | |
| | Walks | |
| 1 at Louisiana, 2/22/25 | Strikeouts | Same |

2025 GAME-BY-GAME STATISTICS

| Date | Opponent | GS | IP | H | R | ER | BB | SO | W-L | SV | ERA |
|------|--------------|----|-----|---|---|----|----|----|-----|----|------|
| 2/22 | at Louisiana | | 1.0 | 0 | 0 | 0 | 0 | 1 | 0-0 | 0 | 0.00 |



LEFT-HANDED PITCHER
WILL WALSH 30

B/T HT. WT. CLASS
L/R 6-4 220 R-SR.

| SEASON HIGH | CATEGORY | CAREER HIGH |
|----------------------------------|-------------|------------------------------------|
| 7.0 vs. San Diego State, 2/16/25 | Innings | 9.0 (2x) last vs. Indiana, 5/25/24 |
| 5 at Louisiana, 2/22/25 | Runs | 5 (2x) last at Louisiana, 2/22/25 |
| 4 at Louisiana, 2/22/25 | Earned Runs | 5 at Purdue, 5/19/23 |
| 1 vs. San Diego State, 2/16/25 | Walks | 3 at Iowa, 4/23/23 |
| 6 vs. San Diego State, 2/16/25 | Strikeouts | 11 vs. North Dakota State, 3/28/23 |

2025 GAME-BY-GAME STATISTICS

| Date | Opponent | GS | IP | H | R | ER | BB | SO | W-L | SV | ERA |
|------|-------------------|----|-----|---|---|----|----|----|-----|----|------|
| 2/16 | vs. San Diego St. | * | 7.0 | 5 | 0 | 0 | 1 | 6 | 1-0 | 0 | 0.00 |
| 2/22 | at Louisiana | * | 2.0 | 4 | 5 | 4 | 0 | 2 | 1-1 | 0 | 4.00 |



RIGHT-HANDED PITCHER
LUKE BRODERICK 28

B/T HT. WT. CLASS
R/R 6-3 215 JR.

| SEASON HIGH | CATEGORY | CAREER HIGH |
|--------------------------------------|-------------|-------------|
| 1.0 vs. Vanderbilt, 2/15/25 | Innings | Same |
| | Runs | |
| | Earned Runs | |
| | Walks | |
| 1 (2x) last at Grand Canyon, 2/17/25 | Strikeouts | Same |

2025 GAME-BY-GAME STATISTICS

| Date | Opponent | GS | IP | H | R | ER | BB | SO | W-L | SV | ERA |
|------|-----------------|----|-----|---|---|----|----|----|-----|----|------|
| 2/15 | vs. Vanderbilt | | 1.0 | 0 | 0 | 0 | 0 | 1 | 0-0 | 1 | 0.00 |
| 2/17 | at Grand Canyon | | 0.1 | 1 | 0 | 0 | 0 | 1 | 0-0 | 1 | 0.00 |



RIGHT-HANDED PITCHER
TUCKER TIMMERMAN 32

B/T HT. WT. CLASS
R/R 6-3 220 SO.

| SEASON HIGH | CATEGORY | CAREER HIGH |
|-----------------------------|-------------|--------------------------------|
| 2.1 vs. Vanderbilt, 2/15/25 | Innings | 2.2 at Creighton, 4/2/24 |
| 1 vs. Vanderbilt, 2/15/25 | Runs | 4 (2x) last vs. Omaha, 3/19/24 |
| 1 vs. Vanderbilt, 2/15/25 | Earned Runs | 4 (2x) last vs. Omaha, 3/19/24 |
| | Walks | 3 vs. Nicholls, 3/15/24 |
| 2 vs. Vanderbilt, 2/15/25 | Strikeouts | 4 vs. South Alabama, 3/10/24 |

2025 GAME-BY-GAME STATISTICS

| Date | Opponent | GS | IP | H | R | ER | BB | SO | W-L | SV | ERA |
|------|----------------|----|-----|---|---|----|----|----|-----|----|------|
| 2/15 | vs. Vanderbilt | | 2.1 | 2 | 1 | 1 | 0 | 2 | 0-0 | 0 | 3.86 |



LEFT-HANDED PITCHER
JACKSON BROCKETT 33

B/T HT. WT. CLASS
L/L 6-1 205 SR.

| SEASON HIGH | CATEGORY | CAREER HIGH |
|------------------------------|-------------|------------------------------|
| 6.0 at Grand Canyon, 2/17/25 | Innings | 9.0 vs. Kansas State, 5/1/24 |
| 2 at Louisiana, 2/22/25 | Runs | 7 vs. Florida, 6/2/24 |
| 2 at Louisiana, 2/22/25 | Earned Runs | 6 vs. Florida, 6/2/24 |
| 1 at Louisiana, 2/22/25 | Walks | 4 at Iowa, 4/22/23 |
| 3 at Grand Canyon, 2/17/25 | Strikeouts | 12 vs. Kansas State, 5/1/24 |

2025 GAME-BY-GAME STATISTICS

| Date | Opponent | GS | IP | H | R | ER | BB | SO | W-L | SV | ERA |
|------|-------------------|----|-----|---|---|----|----|----|-----|----|------|
| 2/17 | at Grand Canyon * | | 6.0 | 6 | 1 | 1 | 0 | 3 | 0-0 | 0 | 1.50 |
| 2/22 | at Louisiana | | 1.0 | 4 | 2 | 2 | 1 | 1 | 0-0 | 0 | 3.86 |



RIGHT-HANDED PITCHER
RYAN HARRAHILL 35

B/T HT. WT. CLASS
R/R 6-4 225 SO.

| SEASON HIGH | CATEGORY | CAREER HIGH |
|---------------------------|-------------|-------------------------------|
| 1.0 at Louisiana, 2/22/25 | Innings | 1.0 at Wichita State, 3/13/24 |
| | Runs | 4 at Wichita State, 3/13/24 |
| | Earned Runs | 3 at Wichita State, 3/13/24 |
| | Walks | 1 at Wichita State, 3/13/24 |
| | Strikeouts | 2 at Wichita State, 3/13/24 |

2025 GAME-BY-GAME STATISTICS

| Date | Opponent | GS | IP | H | R | ER | BB | SO | W-L | SV | ERA |
|------|---------------|-----|----|---|---|----|----|----|-----|----|------|
| 2/14 | vs. UC Irvine | 0.1 | 0 | 0 | 0 | 0 | 0 | 0 | 0-0 | 0 | 0.00 |
| 2/22 | at Louisiana | 1.0 | 0 | 0 | 0 | 0 | 0 | 0 | 0-0 | 0 | 0.00 |



CATCHER
COLIN CYMBALISTA 34

B/T HT. WT. CLASS
R/R 6-0 200 JR.

| SEASON HIGH | CATEGORY | CAREER HIGH |
|-------------|--------------|-------------|
| | Hits | |
| | Runs | |
| | Doubles | |
| | Triples | |
| | Home Runs | |
| | RBI | |
| | Stolen Bases | |

2025 GAME-BY-GAME STATISTICS

| Date | Opponent | H-AB | R | RBI | 2B | 3B | HR | SB | BB | SO |
|------|---------------------|------|---|-----|----|----|----|----|----|----|
| 2/14 | vs. UC Irvine | 0-0 | 0 | 0 | 0 | 0 | 0 | 0 | 0 | 0 |
| 2/17 | vs. San Diego State | 0-0 | 0 | 0 | 0 | 0 | 0 | 0 | 0 | 0 |
| 2/22 | at Louisiana | 0-1 | 0 | 0 | 0 | 0 | 0 | 0 | 0 | 0 |



LEFT-HANDED PITCHER
GRANT CLEAVINGER 36

B/T HT. WT. CLASS
L/L 6-5 225 JR.

| SEASON HIGH | CATEGORY | CAREER HIGH |
|---------------------------|-------------|----------------------------------|
| 1.0 at Louisiana, 2/22/25 | Innings | 2.0 at USF, 4/7/23 |
| | Runs | 4 (2x) last vs. ECU, 5/28/23 |
| | Earned Runs | 3 (4x) last vs. Houston, 5/14/23 |
| 2 vs. UC Irvine, 2/14/25 | Walks | 4 vs. ECU, 5/28/23 |
| 2 at Louisiana, 2/22/25 | Strikeouts | 5 at Cincinnati, 4/22/23 |

2025 GAME-BY-GAME STATISTICS

| Date | Opponent | GS | IP | H | R | ER | BB | SO | W-L | SV | ERA |
|------|--------------|-----|----|---|---|----|----|----|-----|----|------|
| 2/14 | at UC Irvine | 0.2 | 2 | 0 | 0 | 0 | 2 | 1 | 0-0 | 0 | 0.00 |
| 2/22 | at Louisiana | 1.0 | 2 | 0 | 0 | 0 | 0 | 2 | 0-0 | 0 | 0.00 |



RIGHT-HANDED PITCHER
J'SHAWN UNGER 37

B/T HT. WT. CLASS
R/R 6-5 225 FR.

| SEASON HIGH | CATEGORY | CAREER HIGH |
|-------------|-------------|-------------|
| | Innings | |
| | Runs | |
| | Earned Runs | |
| | Walks | |
| | Strikeouts | |

2025 GAME-BY-GAME STATISTICS

| Date | Opponent | GS | IP | H | R | ER | BB | SO | W-L | SV | ERA |
|------|----------|----|----|---|---|----|----|----|-----|----|-----|
|------|----------|----|----|---|---|----|----|----|-----|----|-----|



LEFT-HANDED PITCHER
CHASE OLSON 41

B/T HT. WT. CLASS
L/L 5-11 180 FR.

| SEASON HIGH | CATEGORY | CAREER HIGH |
|-------------|-------------|-------------|
| | Innings | |
| | Runs | |
| | Earned Runs | |
| | Walks | |
| | Strikeouts | |

2025 GAME-BY-GAME STATISTICS

| Date | Opponent | GS | IP | H | R | ER | BB | SO | W-L | SV | ERA |
|------|----------|----|----|---|---|----|----|----|-----|----|-----|
|------|----------|----|----|---|---|----|----|----|-----|----|-----|



RIGHT-HANDED PITCHER
CARSON JASA 39

B/T HT. WT. CLASS
R/R 6-7 225 R-FR.

| SEASON HIGH | CATEGORY | CAREER HIGH |
|----------------------------------|-------------|-------------|
| 2.0 vs. San Diego State, 2/16/25 | Innings | Same |
| 1 at Louisiana, 2/22/25 | Runs | Same |
| | Earned Runs | |
| 1 vs. San Diego State, 2/16/25 | Walks | Same |
| 2 vs. San Diego State, 2/16/25 | Strikeouts | Same |

2025 GAME-BY-GAME STATISTICS

| Date | Opponent | GS | IP | H | R | ER | BB | SO | W-L | SV | ERA |
|------|-------------------|-----|----|---|---|----|----|-----|-----|------|-----|
| 2/16 | vs. San Diego St. | 2.0 | 2 | 0 | 0 | 1 | 2 | 0-0 | 0 | 0.00 | |
| 2/22 | at Louisiana | 0.2 | 0 | 1 | 0 | 1 | 1 | 0-0 | 0 | 0.00 | |




LEFT-HANDED PITCHER
JALEN WORTHLEY 42

B/T HT. WT. CLASS
L/L 5-10 185 JR.

| SEASON HIGH | CATEGORY | CAREER HIGH |
|-----------------------------------|-------------|-------------------------------------|
| 2.0 at Louisiana, 2/21/25 | Innings | 3.0 (3x) last vs. Niagara, 6/1/24 |
| | Runs | 3 (2x) last at Maryland, 5/7/23 |
| | Earned Runs | 3 (2x) last at Maryland, 5/7/23 |
| 3 vs. Vanderbilt, 2/15/25 | Walks | 3 (2x) last vs. Vanderbilt, 2/15/25 |
| 1 (2x) last at Louisiana, 2/21/25 | Strikeouts | 4 (2x) last at Minnesota, 5/3/24 |

2025 GAME-BY-GAME STATISTICS

| Date | Opponent | GS | IP | H | R | ER | BB | SO | W-L | SV | ERA |
|------|----------------|-----|----|---|---|----|----|-----|-----|------|-----|
| 2/15 | vs. Vanderbilt | 1.2 | 1 | 0 | 0 | 3 | 1 | 1-0 | 0 | 0.00 | |
| 2/21 | at Louisiana | 2.0 | 1 | 0 | 0 | 1 | 1 | 1-0 | 0 | 0.00 | |



RIGHT-HANDED PITCHER
AIDEN LIESER 43

B/T HT. WT. CLASS
R/R 6-2 215 FR.

| SEASON HIGH | CATEGORY | CAREER HIGH |
|-------------|-------------|-------------|
| | Innings | |
| | Runs | |
| | Earned Runs | |
| | Walks | |
| | Strikeouts | |

2025 GAME-BY-GAME STATISTICS

| Date | Opponent | GS | IP | H | R | ER | BB | SO | W-L | SV | ERA |
|------|----------|----|----|---|---|----|----|----|-----|----|-----|
|------|----------|----|----|---|---|----|----|----|-----|----|-----|



RIGHT-HANDED PITCHER
CASEY DAISS 45

B/T HT. WT. CLASS
R/R 6-4 210 SR.

| SEASON HIGH | CATEGORY | CAREER HIGH |
|-------------|-------------|------------------------------------|
| | Innings | 2.0 (3x) last at Minnesota, 5/3/24 |
| | Runs | 4 (2x) last vs. Florida, 6/2/24 |
| | Earned Runs | 4 vs. South Dakota State, 5/8/24 |
| | Walks | 1 (9x) last vs. Florida, 6/2/24 |
| | Strikeouts | 2 (3x) last at Creighton, 4/30/24 |

2025 GAME-BY-GAME STATISTICS

| Date | Opponent | GS | IP | H | R | ER | BB | SO | W-L | SV | ERA |
|------|----------|----|----|---|---|----|----|----|-----|----|-----|
|------|----------|----|----|---|---|----|----|----|-----|----|-----|



OUTFIELDER
GABE SWANSEN 44

B/T HT. WT. CLASS
R/R 6-0 200 SR.

| SEASON HIGH | CATEGORY | CAREER HIGH |
|--|--------------|-------------------------------------|
| 3 vs. Vanderbilt, 2/15/25 | Hits | 4 (3x) last vs. Indiana, 5/25/24 |
| 1 (2x) last vs. San Diego State, 2/16/25 | Runs | 3 (5x) last vs. Penn State, 5/12/23 |
| 2 vs. Vanderbilt, 2/15/25 | Doubles | 2 (3x) last vs. Vanderbilt, 2/15/25 |
| | Triples | |
| 1 vs. Vanderbilt, 2/15/25 | Home Runs | 2 (3x) last vs. Niagara, 6/1/24 |
| 6 vs. Vanderbilt, 2/15/25 | RBI | 6 (3x) last vs. Vanderbilt, 2/15/25 |
| | Stolen Bases | 2 vs. Minnesota, 4/29/23 |

2025 GAME-BY-GAME STATISTICS

| Date | Opponent | H-AB | R | RBI | 2B | 3B | HR | SB | BB | SO |
|------|---------------------|------|---|-----|----|----|----|----|----|----|
| 2/14 | vs. UC Irvine | 0-3 | 0 | 1 | 0 | 0 | 0 | 0 | 0 | 0 |
| 2/15 | vs. Vanderbilt | 3-4 | 1 | 6 | 2 | 0 | 1 | 0 | 0 | 0 |
| 2/16 | vs. San Diego State | 1-5 | 1 | 2 | 0 | 0 | 0 | 0 | 0 | 3 |
| 2/17 | at Grand Canyon | 0-4 | 0 | 0 | 0 | 0 | 0 | 0 | 0 | 2 |
| 2/21 | at Louisiana | 0-5 | 0 | 0 | 0 | 0 | 0 | 0 | 0 | 2 |
| 2/22 | at Louisiana | 1-4 | 0 | 0 | 0 | 0 | 0 | 0 | 0 | 1 |
| 2/22 | at Louisiana | 0-2 | 0 | 0 | 0 | 0 | 0 | 0 | 0 | 1 |



LEFT-HANDED PITCHER
AIDEN WHITE 46

B/T HT. WT. CLASS
L/L 6-2 210 FR.

| SEASON HIGH | CATEGORY | CAREER HIGH |
|-------------|-------------|-------------|
| | Innings | |
| | Runs | |
| | Earned Runs | |
| | Walks | |
| | Strikeouts | |

2025 GAME-BY-GAME STATISTICS

| Date | Opponent | GS | IP | H | R | ER | BB | SO | W-L | SV | ERA |
|------|----------|----|----|---|---|----|----|----|-----|----|-----|
|------|----------|----|----|---|---|----|----|----|-----|----|-----|




LEFT-HANDED PITCHER
COLIN NOWACZYK 47

B/T HT. WT. CLASS
L/L 6-1 190 FR.

| SEASON HIGH | CATEGORY | CAREER HIGH |
|-----------------------------------|-------------|-------------|
| 1.2 vs. UC Irvine, 2/14/25 | Innings | Same |
| | Runs | |
| | Earned Runs | |
| | Walks | |
| 1 (2x) last at Louisiana, 2/22/25 | Strikeouts | Same |

2025 GAME-BY-GAME STATISTICS

| Date | Opponent | GS | IP | H | R | ER | BB | SO | W-L | SV | ERA |
|------|---------------|----|-----|---|---|----|----|----|-----|----|------|
| 2/14 | vs. UC Irvine | | 1.2 | 2 | 0 | 0 | 0 | 1 | 0-0 | 0 | 0.00 |
| 2/22 | at Louisiana | | 0.1 | 0 | 0 | 0 | 1 | 1 | 0-0 | 0 | 0.00 |



RIGHT-HANDED PITCHER
MASON MCCONNAUGHEY 51

B/T HT. WT. CLASS
R/R 6-3 220 JR.

| SEASON HIGH | CATEGORY | CAREER HIGH |
|---------------------------|-------------|------------------------------------|
| 6.0 at Louisiana, 2/21/25 | Innings | 7.1 vs. Indiana, 5/11/24 |
| 6 vs. UC Irvine, 2/14/25 | Runs | Same |
| 6 vs. UC Irvine, 2/14/25 | Earned Runs | Same |
| 3 vs. UC Irvine, 2/14/25 | Walks | 3 (5x) last vs. UC Irvine, 2/14/25 |
| 9 vs. UC Irvine, 2/14/25 | Strikeouts | 11 vs. Ohio State, 5/24/24 |

2025 GAME-BY-GAME STATISTICS

| Date | Opponent | GS | IP | H | R | ER | BB | SO | W-L | SV | ERA |
|------|---------------|----|-----|---|---|----|----|----|-----|----|-------|
| 2/14 | vs. UC Irvine | * | 3.2 | 5 | 6 | 6 | 3 | 9 | 0-1 | 0 | 14.73 |
| 2/21 | at Louisiana | * | 6.0 | 4 | 1 | 1 | 0 | 6 | 1-1 | 0 | 6.52 |



RIGHT-HANDED PITCHER
GAVIN BLACHOWICZ 50

B/T HT. WT. CLASS
L/R 6-3 205 FR.

| SEASON HIGH | CATEGORY | CAREER HIGH |
|---------------------------|-------------|-------------|
| 1.0 at Louisiana, 2/22/25 | Innings | Same |
| | Runs | |
| | Earned Runs | |
| | Walks | |
| | Strikeouts | |

2025 GAME-BY-GAME STATISTICS

| Date | Opponent | GS | IP | H | R | ER | BB | SO | W-L | SV | ERA |
|------|--------------|----|-----|---|---|----|----|----|-----|----|------|
| 2/22 | at Louisiana | | 1.0 | 1 | 0 | 0 | 0 | 0 | 0-0 | 0 | 0.00 |



INFIELDER
TYLER STONE 55

B/T HT. WT. CLASS
R/R 6-3 240 SR.

| SEASON HIGH | CATEGORY | CAREER HIGH |
|-------------|--------------|----------------------------------|
| | Hits | 3 (4x) last vs. Kansas, 4/23/24 |
| | Runs | 3 vs. South Alabama, 3/10/24 |
| | Doubles | 1 (12x) last vs. Niagara, 6/1/24 |
| | Triples | |
| | Home Runs | 1 (9x) last vs. Indiana, 5/11/24 |
| | RBI | 3 (2x) last vs. Iowa, 4/26/24 |
| | Stolen Bases | |

2025 GAME-BY-GAME STATISTICS

| Date | Opponent | H-AB | R | RBI | 2B | 3B | HR | SB | BB | SO |
|------|---------------------|------|---|-----|----|----|----|----|----|----|
| 2/14 | vs. UC Irvine | 0-1 | 0 | 0 | 0 | 0 | 0 | 0 | 0 | 1 |
| 2/16 | vs. San Diego State | 0-1 | 0 | 0 | 0 | 0 | 0 | 0 | 0 | 1 |
| 2/22 | at Louisiana | 0-3 | 0 | 0 | 0 | 0 | 0 | 0 | 0 | 1 |

#6 PRYCE BENDER

| Date | Opponent | S/R | W/L/S | IP | H | HR | R-ER | BB-K |
|---------|---------------|-----|-------|-----|---|----|------|------|
| 2/14/25 | vs. UC Irvine | R | - | 2.0 | 0 | 0 | 0-0 | 0-1 |
| 2/21/25 | at Louisiana | R | - | 1.0 | 0 | 0 | 0-0 | 0-2 |

#20 TY HORN

| Date | Opponent | S/R | W/L/S | IP | H | HR | R-ER | BB-K |
|---------|-----------------|-----|-------|-----|---|----|------|------|
| 2/17/24 | vs. Texas Tech | R | - | 1.2 | 1 | 0 | 0-0 | 0-2 |
| 2/23/24 | at Grand Canyon | R | S | 3.0 | 2 | 0 | 1-0 | 1-2 |
| 3/2/24 | at Charleston | R | W | 2.0 | 3 | 0 | 2-1 | 2-1 |
| 3/10/24 | South Alabama | S | - | 3.0 | 3 | 1 | 6-2 | 1-4 |
| 3/17/24 | Nicholls | S | - | 2.0 | 2 | 0 | 3-3 | 3-0 |
| 4/2/24 | at Creighton | R | - | 1.1 | 3 | 0 | 1-1 | 0-0 |
| 4/9/24 | at Kansas | S | - | 1.2 | 4 | 1 | 5-5 | 1-2 |
| 4/13/24 | at Rutgers | R | - | 1.0 | 2 | 0 | 1-1 | 0-1 |
| 4/16/24 | Creighton | R | - | 1.0 | 0 | 0 | 0-0 | 0-0 |
| 4/20/24 | Maryland | R | - | 1.0 | 2 | 0 | 0-0 | 0-0 |
| 4/30/24 | at Creighton | S | L | 0.2 | 6 | 1 | 6-1 | 0-1 |
| 5/21/24 | vs. Ohio State | R | - | 2.0 | 0 | 0 | 0-0 | 0-4 |
| 6/2/24 | vs. Florida | R | - | 1.0 | 0 | 0 | 0-0 | 0-2 |
| 2/15/25 | vs. Vanderbilt | S | - | 4.0 | 4 | 1 | 3-3 | 2-6 |
| 2/22/25 | at Louisiana | S | L | 6.0 | 4 | 2 | 2-2 | 2-5 |

#24 CALEB CLARK

| Date | Opponent | S/R | W/L/S | IP | H | HR | R-ER | BB-K |
|---------|--------------------|-----|-------|-----|---|----|------|------|
| 2/19/23 | at San Diego | S | - | 4.1 | 3 | 1 | 5-5 | 2-1 |
| 2/26/23 | at South Alabama | S | - | 3.0 | 7 | 1 | 3-3 | 2-1 |
| 3/4/23 | vs. Hawaii | S | L | 0.2 | 5 | 0 | 8-8 | 1-1 |
| 3/8/23 | Northern Colorado | R | W | 2.1 | 1 | 0 | 0-0 | 0-4 |
| 3/14/23 | Omaha | R | - | 0.0 | 2 | 0 | 4-4 | 2-0 |
| 4/4/23 | at Kansas State | S | - | 2.0 | 3 | 0 | 1-1 | 2-2 |
| 4/11/23 | Omaha | S | - | 2.0 | 5 | 1 | 4-3 | 1-1 |
| 4/16/23 | Northwestern | R | - | 1.0 | 2 | 1 | 1-1 | 1-0 |
| 5/7/23 | at Maryland | R | - | 1.2 | 2 | 0 | 0-0 | 0-4 |
| 2/18/24 | vs. Oklahoma | S | - | 2.2 | 3 | 0 | 1-1 | 3-3 |
| 2/25/24 | at Grand Canyon | S | - | 4.0 | 6 | 0 | 4-4 | 1-2 |
| 3/3/24 | at Charleston | R | - | 0.2 | 0 | 0 | 0-0 | 0-1 |
| 3/8/24 | vs. South Alabama | R | - | 1.0 | 1 | 0 | 0-0 | 1-2 |
| 3/13/24 | at Wichita State | R | - | 0.2 | 3 | 1 | 5-5 | 2-0 |
| 4/2/24 | at Creighton | R | - | 0.0 | 0 | 0 | 2-1 | 0-0 |
| 4/13/24 | at Rutgers | R | - | 1.0 | 1 | 0 | 0-0 | 0-3 |
| 4/16/24 | Creighton | S | - | 2.0 | 0 | 0 | 0-0 | 1-4 |
| 4/20/24 | Maryland | R | - | 3.1 | 3 | 1 | 4-4 | 2-2 |
| 4/23/24 | Kansas | R | - | 1.0 | 1 | 1 | 1-1 | 0-2 |
| 4/26/24 | Iowa | R | - | 1.2 | 1 | 0 | 0-0 | 1-1 |
| 4/30/24 | at Creighton | R | - | 3.0 | 2 | 0 | 0-0 | 0-3 |
| 5/4/24 | at Minnesota | R | - | 2.2 | 2 | 1 | 2-2 | 2-2 |
| 5/8/24 | South Dakota State | R | - | 1.1 | 1 | 0 | 1-1 | 1-4 |
| 5/11/24 | Indiana | R | W | 2.2 | 1 | 0 | 0-0 | 1-2 |
| 5/16/24 | at Michigan State | R | S | 2.1 | 1 | 0 | 0-0 | 1-1 |
| 5/21/24 | vs. Ohio State | R | - | 0.2 | 6 | 0 | 8-8 | 2-0 |
| 2/17/25 | at Grand Canyon | R | - | 0.1 | 0 | 0 | 0-0 | 0-1 |
| 2/22/25 | at Louisiana | R | - | 0.1 | 1 | 0 | 1-0 | 0-0 |

#25 DREW CHRISTO

| Date | Opponent | S/R | W/L/S | IP | H | HR | R-ER | BB-K |
|---------|-------------------|-----|-------|-----|---|----|------|------|
| 2/19/22 | at Sam Houston | R | - | 0.0 | 1 | 1 | 2-2 | 0-0 |
| 3/16/22 | New Mexico State | S | - | 0.2 | 1 | 0 | 0-0 | 3-0 |
| 3/20/22 | Texas A&M-CC | R | - | 1.0 | 2 | 1 | 2-0 | 0-2 |
| 4/6/22 | at Omaha | S | L | 2.0 | 4 | 0 | 3-3 | 1-1 |
| 4/10/22 | Rutgers | R | - | 1.2 | 2 | 1 | 5-0 | 1-2 |
| 2/20/23 | at San Diego | R | - | 1.0 | 0 | 0 | 3-1 | 2-1 |
| 3/4/23 | vs. Hawaii | R | - | 1.0 | 1 | 0 | 0-0 | 0-2 |
| 3/8/23 | Northern Colorado | R | - | 1.2 | 3 | 0 | 2-2 | 2-1 |
| 3/14/23 | Omaha | R | - | 1.0 | 0 | 0 | 0-0 | 0-1 |
| 4/11/23 | Omaha | R | - | 1.0 | 0 | 0 | 0-0 | 0-0 |
| 4/15/23 | Northwestern | R | - | 1.0 | 0 | 0 | 0-0 | 1-1 |
| 4/21/23 | at Iowa | R | - | 1.1 | 0 | 0 | 0-0 | 1-1 |
| 4/25/23 | at Omaha | R | W | 4.0 | 4 | 0 | 1-1 | 0-8 |

| | | | | | | | | |
|---------|--------------------|---|---|-----|---|---|-----|-----|
| 5/3/23 | North Dakota State | R | - | 2.0 | 1 | 0 | 1-0 | 1-3 |
| 5/7/23 | at Maryland | R | L | 0.2 | 1 | 1 | 2-2 | 1-0 |
| 5/19/23 | at Purdue | R | - | 2.0 | 1 | 0 | 0-0 | 0-0 |
| 2/18/24 | vs. Oklahoma | R | - | 2.0 | 2 | 0 | 2-2 | 2-2 |
| 2/22/24 | at Grand Canyon | S | W | 6.0 | 7 | 0 | 1-1 | 1-4 |
| 2/29/24 | at Charleston | S | - | 6.2 | 4 | 0 | 3-2 | 1-2 |
| 3/8/24 | South Alabama | S | L | 4.1 | 7 | 3 | 7-7 | 0-4 |
| 3/15/24 | Nicholls | S | - | 5.0 | 4 | 0 | 2-1 | 0-4 |
| 3/23/24 | New Mexico State | S | - | 4.1 | 3 | 0 | 0-0 | 3-4 |
| 3/30/24 | at Northwestern | S | - | 4.2 | 2 | 0 | 2-2 | 3-3 |
| 4/7/24 | Ohio State | S | L | 2.1 | 2 | 1 | 4-4 | 0-4 |
| 4/14/24 | at Rutgers | S | - | 2.0 | 2 | 0 | 1-1 | 3-1 |
| 4/23/24 | Kansas | S | L | 2.0 | 4 | 1 | 4-4 | 2-5 |
| 4/30/24 | at Creighton | R | - | 1.0 | 1 | 0 | 0-0 | 1-2 |
| 5/5/24 | at Minnesota | R | - | 2.0 | 0 | 0 | 2-2 | 1-4 |
| 5/12/24 | Indiana | R | W | 4.0 | 2 | 0 | 0-0 | 0-2 |
| 5/18/24 | at Michigan State | R | - | 2.0 | 2 | 0 | 2-2 | 0-0 |
| 5/22/24 | vs. Purdue | R | S | 3.0 | 0 | 0 | 0-0 | 0-4 |
| 5/25/24 | vs. Indiana | S | W | 5.0 | 5 | 0 | 1-1 | 1-5 |
| 5/31/24 | vs. Florida | R | - | 4.0 | 4 | 1 | 2-2 | 2-4 |
| 2/14/25 | vs. UC Irvine | R | - | 0.2 | 2 | 0 | 4-4 | 2-1 |
| 2/17/25 | at Grand Canyon | R | L | 1.1 | 3 | 0 | 2-2 | 0-1 |
| 2/22/25 | at Louisiana | R | - | 1.2 | 2 | 0 | 3-1 | 0-1 |

#26 TJ COATS

| Date | Opponent | S/R | W/L/S | IP | H | HR | R-ER | BB-K |
|---------|--------------|-----|-------|-----|---|----|------|------|
| 2/22/25 | at Louisiana | R | - | 1.0 | 0 | 0 | 0-0 | 0-1 |

#28 LUKE BRODERICK

| Date | Opponent | S/R | W/L/S | IP | H | HR | R-ER | BB-K |
|---------|-----------------|-----|-------|-----|---|----|------|------|
| 2/15/25 | vs. Vanderbilt | R | S | 1.0 | 0 | 0 | 0-0 | 0-1 |
| 2/17/25 | at Grand Canyon | R | - | 0.1 | 1 | 0 | 0-0 | 0-1 |

#30 WILL WALSH

| Date | Opponent | S/R | W/L/S | IP | H | HR | R-ER | BB-K |
|---------|---------------------|-----|-------|-----|---|----|------|------|
| 4/10/22 | Rutgers | R | - | 0.2 | 3 | 0 | 1-1 | 0-1 |
| 2/20/23 | at San Diego | R | - | 0.1 | 1 | 1 | 1-0 | 0-0 |
| 3/8/23 | Northern Colorado | R | - | 1.0 | 1 | 1 | 1-1 | 0-2 |
| 3/21/23 | at Creighton | R | L | 6.0 | 2 | 0 | 3-3 | 0-4 |
| 3/28/23 | North Dakota State | S | W | 7.0 | 2 | 0 | 1-1 | 2-11 |
| 4/4/23 | at Kansas State | R | - | 1.1 | 2 | 0 | 0-0 | 0-0 |
| 4/9/23 | at Michigan | S | - | 3.0 | 7 | 1 | 3-3 | 1-2 |
| 4/16/23 | Northwestern | S | W | 5.0 | 2 | 0 | 0-0 | 1-5 |
| 4/18/23 | Creighton | R | - | 1.1 | 0 | 0 | 0-0 | 0-3 |
| 4/23/23 | at Iowa | S | L | 1.1 | 3 | 0 | 3-3 | 3-0 |
| 4/30/23 | Minnesota | S | W | 6.0 | 7 | 1 | 3-3 | 1-5 |
| 5/7/23 | at Maryland | S | - | 2.1 | 4 | 0 | 3-3 | 0-1 |
| 5/14/23 | Penn State | S | - | 4.0 | 5 | 1 | 3-2 | 0-2 |
| 5/19/23 | at Purdue | R | - | 1.2 | 5 | 1 | 5-5 | 0-1 |
| 5/24/23 | vs. Rutgers | R | W | 1.2 | 1 | 0 | 0-0 | 0-1 |
| 5/27/23 | vs. Michigan State | S | W | 9.0 | 4 | 0 | 0-0 | 0-7 |
| 2/17/24 | vs. Texas Tech | S | - | 5.2 | 7 | 0 | 3-3 | 0-4 |
| 2/24/24 | at Grand Canyon | S | - | 3.0 | 6 | 2 | 4-2 | 0-2 |
| 3/3/24 | at Charleston | S | - | 3.1 | 5 | 1 | 3-3 | 1-2 |
| 3/12/24 | at Wichita State | S | W | 6.0 | 6 | 1 | 3-3 | 1-2 |
| 3/20/24 | North Dakota State | S | W | 6.0 | 4 | 0 | 0-0 | 0-9 |
| 3/30/24 | at Northwestern | R | W | 3.1 | 5 | 0 | 3-2 | 0-2 |
| 4/2/24 | at Creighton | S | L | 2.0 | 4 | 1 | 2-2 | 1-3 |
| 4/7/24 | Ohio State | R | - | 4.1 | 3 | 0 | 1-1 | 2-5 |
| 4/14/24 | at Rutgers | R | L | 2.2 | 5 | 1 | 3-3 | 1-0 |
| 4/21/24 | Maryland | S | W | 5.1 | 6 | 1 | 4-3 | 0-7 |
| 4/28/24 | Iowa | S | L | 4.2 | 5 | 2 | 3-3 | 2-1 |
| 5/5/24 | at Minnesota | S | L | 2.1 | 4 | 1 | 3-3 | 0-0 |
| 5/18/24 | at Michigan State | R | - | 1.0 | 3 | 0 | 2-2 | 1-1 |
| 5/25/24 | vs. Indiana | S | - | 9.0 | 6 | 0 | 2-2 | 1-5 |
| 2/16/25 | vs. San Diego State | S | W | 7.0 | 5 | 0 | 0-0 | 1-6 |
| 2/22/25 | at Louisiana | S | L | 2.0 | 4 | 0 | 5-4 | 0-2 |

#32 TUCKER TIMMERMAN

| Date | Opponent | S/R | W/L/S | IP | H | HR | R-ER | BB-K |
|---------|------------------|-----|-------|-----|---|----|------|------|
| 2/16/24 | vs. Baylor | R | W | 1.2 | 2 | 0 | 0-0 | 0-0 |
| 2/18/24 | vs. Oklahoma | R | - | 0.1 | 0 | 0 | 0-0 | 0-1 |
| 2/22/24 | at Grand Canyon | R | - | 1.1 | 0 | 0 | 0-0 | 1-1 |
| 2/25/24 | at Grand Canyon | R | - | 0.0 | 2 | 1 | 4-4 | 1-0 |
| 2/29/24 | at Charleston | R | S | 0.1 | 0 | 0 | 0-0 | 0-0 |
| 3/3/24 | at Charleston | R | W | 1.2 | 1 | 0 | 0-0 | 0-3 |
| 3/10/24 | South Alabama | R | - | 2.1 | 2 | 0 | 0-0 | 1-4 |
| 3/15/24 | Nicholls | R | - | 1.1 | 2 | 0 | 3-3 | 3-1 |
| 3/19/24 | Omaha | R | - | 1.2 | 4 | 0 | 4-4 | 1-2 |
| 3/22/24 | New Mexico State | R | - | 0.2 | 1 | 0 | 0-0 | 0-0 |
| 4/2/24 | at Creighton | R | - | 2.2 | 3 | 0 | 0-0 | 1-2 |
| 4/7/24 | Ohio State | R | - | 0.1 | 1 | 1 | 2-2 | 1-0 |
| 4/16/24 | Creighton | R | - | 1.0 | 1 | 0 | 0-0 | 2-1 |
| 4/23/24 | Kansas | R | - | 0.1 | 2 | 1 | 2-2 | 1-1 |
| 5/21/24 | vs. Ohio State | R | - | 1.0 | 0 | 0 | 0-0 | 2-2 |
| 2/15/25 | vs. Vanderbilt | R | - | 2.1 | 2 | 0 | 1-1 | 0-2 |

#33 JACKSON BROCKETT

| Date | Opponent | S/R | W/L/S | IP | H | HR | R-ER | BB-K |
|---------|----------------------|-----|-------|-----|---|----|------|------|
| 2/20/22 | at Sam Houston | R | - | 1.0 | 0 | 0 | 0-0 | 1-1 |
| 2/26/22 | vs. TCU | R | - | 0.1 | 0 | 0 | 2-2 | 2-0 |
| 3/16/22 | New Mexico State | R | - | 1.1 | 3 | 0 | 2-2 | 1-3 |
| 3/20/22 | Texas A&M-CC | R | - | 1.0 | 2 | 0 | 2-2 | 0-2 |
| 3/28/22 | at Creighton | R | - | 1.2 | 1 | 0 | 1-0 | 2-3 |
| 4/6/22 | at Omaha | R | - | 2.1 | 1 | 0 | 1-1 | 1-2 |
| 4/10/22 | Rutgers | R | - | 4.1 | 4 | 1 | 1-1 | 0-4 |
| 4/16/22 | BYU | S | - | 5.1 | 4 | 1 | 2-2 | 1-2 |
| 4/26/22 | K-State | S | - | 3.1 | 2 | 0 | 4-4 | 3-3 |
| 5/8/22 | at Minnesota | S | - | 5.1 | 4 | 0 | 1-1 | 1-7 |
| 5/15/22 | at Illinois | S | - | 2.0 | 1 | 0 | 0-0 | 2-0 |
| 5/19/22 | Michigan State | S | L | 3.0 | 4 | 1 | 3-3 | 1-2 |
| 2/20/23 | at San Diego | S | - | 2.0 | 1 | 0 | 1-1 | 1-2 |
| 2/25/23 | at South Alabama | R | - | 2.2 | 1 | 0 | 0-0 | 0-1 |
| 3/7/23 | Northern Colorado | S | W | 4.0 | 2 | 0 | 0-0 | 0-5 |
| 3/17/23 | vs. Nicholls | R | - | 2.0 | 0 | 0 | 0-0 | 0-1 |
| 3/21/23 | at Creighton | S | - | 1.0 | 3 | 0 | 3-3 | 3-2 |
| 3/26/23 | Illinois | R | - | 3.2 | 3 | 0 | 2-2 | 1-4 |
| 4/1/23 | at Abilene Christian | R | - | 1.2 | 1 | 0 | 0-0 | 1-2 |
| 4/8/23 | at Michigan | R | - | 5.0 | 3 | 0 | 2-2 | 2-4 |
| 4/15/23 | Northwestern | S | W | 6.0 | 3 | 0 | 0-0 | 3-4 |
| 4/22/23 | at Iowa | R | - | 1.2 | 1 | 0 | 0-0 | 4-2 |
| 4/26/23 | South Dakota State | S | L | 2.0 | 4 | 1 | 4-4 | 1-2 |
| 5/3/23 | North Dakota State | R | - | 1.0 | 1 | 0 | 0-0 | 0-1 |
| 5/7/23 | at Maryland | R | - | 1.1 | 3 | 0 | 5-5 | 3-1 |
| 5/12/23 | Penn State | R | - | 2.0 | 1 | 0 | 1-1 | 0-1 |
| 5/20/23 | at Purdue | S | - | 2.2 | 4 | 0 | 3-0 | 3-2 |
| 5/27/23 | vs. Maryland | S | L | 2.0 | 5 | 0 | 3-3 | 2-1 |
| 2/17/24 | vs. Texas Tech | R | - | 0.1 | 0 | 0 | 0-0 | 0-0 |
| 2/22/24 | at Grand Canyon | R | - | 1.2 | 1 | 0 | 1-1 | 1-0 |
| 2/29/24 | at Charleston | R | - | 0.1 | 1 | 0 | 1-0 | 0-0 |
| 3/12/24 | at Wichita State | R | - | 0.0 | 3 | 0 | 1-1 | 0-0 |
| 3/17/24 | Nicholls | R | W | 2.0 | 2 | 0 | 0-0 | 1-2 |
| 4/9/24 | at Kansas | R | - | 1.0 | 3 | 0 | 2-2 | 0-1 |
| 4/30/24 | Kansas State | S | W | 9.0 | 0 | 0 | 0-0 | 2-12 |
| 5/8/24 | South Dakota State | S | - | 3.0 | 2 | 0 | 1-1 | 0-2 |
| 5/12/24 | Indiana | S | - | 5.0 | 4 | 2 | 2-2 | 2-3 |
| 5/26/24 | vs. Penn State | S | W | 8.0 | 4 | 0 | 1-1 | 1-5 |
| 6/2/24 | vs. Florida | S | L | 1.1 | 6 | 1 | 7-6 | 1-0 |
| 2/17/25 | at Grand Canyon | S | - | 6.0 | 6 | 1 | 1-1 | 0-3 |
| 2/22/25 | at Louisiana | R | - | 1.0 | 4 | 0 | 2-2 | 1-1 |

#35 RYAN HARRAHILL

| Date | Opponent | S/R | W/L/S | IP | H | HR | R-ER | BB-K |
|---------|------------------|-----|-------|-----|---|----|------|------|
| 3/13/24 | at Wichita State | R | L | 1.0 | 4 | 0 | 4-3 | 1-2 |
| 2/14/25 | vs. UC Irvine | R | - | 0.1 | 0 | 0 | 0-0 | 0-0 |
| 2/22/25 | at Louisiana | R | - | 1.0 | 0 | 0 | 0-0 | 0-0 |

#36 GRANT CLEAVINGER

| Date | Opponent | S/R | W/L/S | IP | H | HR | R-ER | BB-K |
|---------|------------------------|-----|-------|-----|---|----|------|------|
| 2/21/23 | at Cal State Fullerton | R | - | 0.0 | 1 | 0 | 1-1 | 0-0 |
| 3/1/23 | New Orleans | R | - | 1.1 | 3 | 1 | 3-3 | 2-1 |
| 3/3/23 | at UCLA | R | - | 1.0 | 1 | 0 | 1-1 | 1-1 |
| 3/6/23 | Campbell | R | - | 1.2 | 2 | 1 | 3-3 | 2-2 |
| 3/29/23 | New Orleans | R | - | 1.2 | 1 | 1 | 1-1 | 1-2 |
| 4/4/23 | at Louisiana | R | - | 1.0 | 0 | 0 | 0-0 | 0-2 |
| 4/7/23 | at USF | R | - | 2.0 | 2 | 0 | 3-3 | 2-4 |
| 4/11/23 | LSU | R | - | 1.0 | 2 | 0 | 0-0 | 0-1 |
| 4/16/23 | Wichita State | R | L | 1.1 | 3 | 0 | 1-1 | 0-1 |
| 4/18/23 | at New Orleans | R | - | 1.2 | 1 | 0 | 0-0 | 2-4 |
| 4/22/23 | at Cincinnati | R | W | 1.2 | 0 | 0 | 0-0 | 2-5 |
| 4/25/23 | Southern Miss | S | - | 1.0 | 0 | 0 | 0-0 | 0-0 |
| 4/28/23 | at ECU | R | - | 0.2 | 2 | 0 | 2-2 | 2-2 |
| 5/2/23 | at Southern Miss | R | - | 0.2 | 1 | 0 | 2-2 | 2-1 |
| 5/6/23 | UCF | R | - | 1.0 | 0 | 0 | 0-0 | 0-2 |
| 5/7/23 | UCF | R | - | 0.0 | 1 | 0 | 1-1 | 1-0 |
| 5/14/23 | Houston | R | - | 0.1 | 1 | 0 | 4-3 | 1-1 |
| 5/19/23 | at Memphis | R | - | 1.1 | 1 | 0 | 0-0 | 1-2 |
| 5/28/23 | vs. ECU | S | - | 1.0 | 1 | 0 | 4-2 | 4-1 |
| 6/2/23 | at LSU | R | - | 0.0 | 0 | 0 | 0-0 | 1-0 |
| 2/25/24 | at Grand Canyon | R | - | 0.1 | 0 | 0 | 0-0 | 0-0 |
| 3/13/24 | at Wichita State | R | - | 1.0 | 0 | 0 | 0-0 | 0-1 |
| 3/22/24 | New Mexico State | R | - | 0.1 | 0 | 0 | 2-2 | 3-0 |
| 4/20/24 | Maryland | R | - | 1.1 | 0 | 0 | 0-0 | 0-2 |
| 4/23/24 | Kansas | R | - | 0.2 | 0 | 0 | 0-0 | 0-2 |
| 4/28/24 | Iowa | R | - | 0.1 | 0 | 0 | 0-0 | 0-1 |
| 4/30/24 | at Creighton | R | - | 0.2 | 0 | 0 | 0-0 | 0-1 |
| 5/5/24 | at Minnesota | R | - | 0.1 | 0 | 0 | 0-0 | 0-0 |
| 5/8/24 | South Dakota State | R | - | 0.0 | 1 | 1 | 1-1 | 0-0 |
| 5/18/24 | at Michigan State | R | - | 0.1 | 0 | 0 | 0-0 | 0-1 |
| 2/14/25 | vs. UC Irvine | R | - | 0.2 | 2 | 0 | 0-0 | 2-1 |
| 2/22/25 | at Louisiana | R | - | 1.0 | 2 | 0 | 0-0 | 0-2 |

#39 CARSON JASA

| Date | Opponent | S/R | W/L/S | IP | H | HR | R-ER | BB-K |
|---------|---------------------|-----|-------|-----|---|----|------|------|
| 2/16/25 | vs. San Diego State | R | - | 2.0 | 2 | 0 | 0-0 | 1-2 |
| 2/22/25 | at Louisiana | R | - | 0.2 | 0 | 0 | 1-0 | 1-1 |

#42 JALEN WORTHLEY

| Date | Opponent | S/R | W/L/S | IP | H | HR | R-ER | BB-K |
|---------|--------------------|-----|-------|-----|---|----|------|------|
| 2/19/23 | at San Diego | R | - | 1.2 | 0 | 0 | 0-0 | 0-2 |
| 2/24/23 | at South Alabama | R | - | 0.1 | 0 | 0 | 0-0 | 0-0 |
| 3/5/23 | vs. Ole Miss | R | - | 1.0 | 2 | 0 | 3-3 | 2-0 |
| 3/11/23 | Illinois State | R | - | 1.0 | 1 | 0 | 0-0 | 1-3 |
| 3/19/23 | vs. Nicholls | R | - | 2.0 | 3 | 0 | 1-1 | 0-0 |
| 4/15/23 | Northwestern | R | - | 1.1 | 0 | 0 | 0-0 | 0-1 |
| 4/25/23 | at Omaha | R | - | 0.0 | 1 | 0 | 0-0 | 0-0 |
| 4/26/23 | South Dakota State | R | - | 1.1 | 3 | 0 | 1-1 | 0-2 |
| 4/30/23 | Minnesota | R | - | 1.0 | 1 | 0 | 1-1 | 1-0 |
| 5/7/23 | at Maryland | R | - | 0.1 | 3 | 1 | 3-3 | 3-0 |
| 2/17/24 | vs. Texas Tech | R | - | 0.0 | 2 | 0 | 1-1 | 2-0 |
| 2/25/24 | at Grand Canyon | R | W | 3.0 | 3 | 0 | 0-0 | 0-0 |
| 3/8/24 | South Alabama | R | - | 1.1 | 1 | 0 | 1-1 | 0-0 |
| 3/13/24 | at Wichita State | R | - | 1.0 | 1 | 0 | 0-0 | 0-2 |
| 3/16/24 | Nicholls | R | S | 3.0 | 1 | 0 | 0-0 | 0-1 |
| 3/20/24 | North Dakota State | R | - | 0.1 | 0 | 0 | 0-0 | 0-1 |
| 3/23/24 | New Mexico State | R | W | 1.0 | 1 | 0 | 0-0 | 0-0 |
| 3/31/24 | at Northwestern | R | - | 1.2 | 1 | 0 | 1-1 | 0-0 |
| 4/2/24 | at Creighton | R | - | 0.2 | 0 | 0 | 0-0 | 0-1 |
| 4/6/24 | Ohio State | R | S | 2.2 | 1 | 0 | 1-1 | 0-4 |
| 4/12/24 | at Rutgers | R | - | 1.0 | 2 | 0 | 1-1 | 0-2 |
| 4/14/24 | at Rutgers | R | - | 2.2 | 3 | 1 | 2-2 | 1-0 |
| 4/19/24 | Maryland | R | S | 2.0 | 0 | 0 | 0-0 | 0-3 |
| 4/23/24 | Kansas | R | - | 1.0 | 0 | 0 | 0-0 | 1-0 |
| 4/26/24 | Iowa | R | S | 2.0 | 1 | 0 | 0-0 | 0-3 |
| 4/30/24 | at Creighton | R | - | 1.0 | 2 | 1 | 2-2 | 0-1 |
| 5/3/24 | at Minnesota | R | W | 2.0 | 4 | 1 | 2-2 | 0-4 |
| 5/8/24 | South Dakota State | R | - | 1.1 | 0 | 0 | 0-0 | 0-2 |
| 5/10/24 | Indiana | R | - | 0.2 | 2 | 1 | 1-1 | 1-0 |

| | | | | | | | | |
|---------|-------------------|---|---|-----|---|---|-----|-----|
| 5/17/24 | at Michigan State | R | - | 1.1 | 0 | 0 | 0-0 | 1-1 |
| 5/24/24 | vs. Ohio State | R | - | 2.1 | 2 | 0 | 2-2 | 2-3 |
| 6/1/24 | vs. Niagara | R | S | 3.0 | 2 | 0 | 0-0 | 0-2 |
| 2/15/25 | vs. Vanderbilt | R | W | 1.2 | 1 | 0 | 0-0 | 3-1 |
| 2/21/25 | at Louisiana | R | - | 2.0 | 1 | 0 | 0-0 | 1-1 |

#45 CASEY DAISS

| Date | Opponent | S/R | W/L/S | IP | H | HR | R-ER | BB-K |
|---------|--------------------|-----|-------|-----|---|----|------|------|
| 2/16/24 | vs. Baylor | R | S | 1.0 | 1 | 0 | 0-0 | 0-1 |
| 2/18/24 | vs. Oklahoma | R | L | 0.2 | 3 | 0 | 2-2 | 1-0 |
| 3/2/24 | at Charleston | R | S | 1.0 | 1 | 0 | 0-0 | 0-1 |
| 3/12/24 | at Wichita State | R | S | 1.1 | 1 | 0 | 0-0 | 0-1 |
| 3/15/24 | Nicholls | R | S | 1.0 | 0 | 0 | 0-0 | 0-0 |
| 3/19/24 | Omaha | R | - | 1.0 | 0 | 0 | 0-0 | 0-0 |
| 3/23/24 | New Mexico State | R | - | 1.0 | 0 | 0 | 0-0 | 1-2 |
| 3/20/24 | at Northwestern | R | - | 1.0 | 0 | 0 | 0-0 | 0-0 |
| 4/2/24 | at Creighton | R | - | 0.1 | 0 | 0 | 0-0 | 1-0 |
| 4/9/24 | at Kansas | R | - | 2.0 | 1 | 0 | 1-0 | 0-2 |
| 4/12/24 | at Rutgers | R | - | 1.2 | 2 | 0 | 0-0 | 1-0 |
| 4/16/24 | Creighton | R | - | 2.0 | 2 | 1 | 1-1 | 0-1 |
| 4/23/24 | Kansas | R | - | 1.0 | 1 | 0 | 0-0 | 1-1 |
| 4/28/24 | Iowa | R | - | 1.0 | 1 | 0 | 1-1 | 1-1 |
| 4/30/24 | at Creighton | R | - | 0.2 | 0 | 0 | 0-0 | 0-2 |
| 5/3/24 | at Minnesota | R | S | 2.0 | 1 | 0 | 0-0 | 0-1 |
| 5/8/24 | South Dakota State | R | L | 0.2 | 4 | 0 | 4-4 | 0-1 |
| 5/10/24 | Indiana | R | - | 0.1 | 1 | 0 | 0-0 | 0-1 |
| 5/17/24 | at Michigan State | R | - | 1.0 | 1 | 0 | 0-0 | 1-1 |
| 5/25/24 | vs. Indiana | R | - | 1.0 | 2 | 0 | 2-2 | 1-1 |
| 6/2/24 | vs. Florida | R | - | 1.2 | 4 | 0 | 4-3 | 1-1 |

#47 COLIN NOWACZYK

| Date | Opponent | S/R | W/L/S | IP | H | HR | R-ER | BB-K |
|---------|---------------|-----|-------|-----|---|----|------|------|
| 2/14/25 | vs. UC Irvine | R | - | 1.2 | 2 | 0 | 0-0 | 0-1 |
| 2/22/25 | at Louisiana | R | - | 0.1 | 0 | 0 | 0-0 | 1-1 |

#50 GAVIN BLACHOWICZ

| Date | Opponent | S/R | W/L/S | IP | H | HR | R-ER | BB-K |
|---------|--------------|-----|-------|-----|---|----|------|------|
| 2/22/25 | at Louisiana | R | - | 1.0 | 1 | 0 | 0-0 | 0-0 |

#51 MASON MCCONNAUGHEY

| Date | Opponent | S/R | W/L/S | IP | H | HR | R-ER | BB-K |
|---------|-------------------|-----|-------|-----|---|----|------|------|
| 2/17/24 | vs. Texas Tech | R | L | 1.0 | 1 | 0 | 2-2 | 1-2 |
| 2/24/24 | at Grand Canyon | R | L | 3.0 | 4 | 0 | 2-1 | 0-2 |
| 3/3/24 | at Charleston | R | - | 2.2 | 1 | 0 | 0-0 | 2-2 |
| 3/10/24 | South Alabama | R | W | 3.0 | 2 | 0 | 0-0 | 1-7 |
| 3/13/24 | at Wichita State | R | - | 1.0 | 0 | 0 | 0-0 | 0-1 |
| 3/15/24 | Nicholls | R | - | 0.2 | 1 | 0 | 0-0 | 1-2 |
| 3/19/24 | Omaha | S | W | 5.0 | 2 | 0 | 0-0 | 2-9 |
| 3/31/24 | at Northwestern | S | - | 5.2 | 5 | 2 | 4-4 | 0-6 |
| 4/6/24 | Ohio State | S | W | 6.1 | 5 | 1 | 2-2 | 3-5 |
| 4/13/24 | at Rutgers | S | W | 7.0 | 6 | 0 | 0-0 | 0-9 |
| 4/20/24 | Maryland | S | L | 1.2 | 5 | 1 | 5-5 | 1-1 |
| 4/27/24 | Iowa | S | W | 5.1 | 6 | 1 | 2-2 | 2-4 |
| 5/4/24 | at Minnesota | S | W | 5.2 | 7 | 0 | 1-1 | 3-5 |
| 5/11/24 | Indiana | S | - | 7.1 | 5 | 1 | 2-2 | 3-10 |
| 5/17/24 | at Michigan State | S | W | 5.2 | 5 | 0 | 3-2 | 1-5 |
| 5/24/24 | vs. Ohio State | S | W | 6.0 | 5 | 0 | 3-2 | 3-11 |
| 6/1/24 | vs. Niagara | S | W | 6.0 | 5 | 2 | 5-5 | 1-10 |
| 2/14/25 | vs. UC Irvine | S | L | 3.2 | 5 | 0 | 6-6 | 3-9 |
| 2/21/25 | at Louisiana | S | W | 6.0 | 5 | 1 | 1-1 | 0-6 |

Bender, Pryce

| Year | avg | gp-gs | ab | r | h | 2b | 3b | hr | rbi | tb | slg% | bb | hbp | so | gdp | ob% | sf | sh | sb-att | po | a | e | fld% |
|-------|------|-------|-----|----|----|-----|----|-----|-----|----|------|----|-----|----|-----|-----|----|------|--------|-----|----|-----|------|
| Year | era | w-l | app | gs | cq | sho | sv | ip | h | r | er | bb | so | 2b | 3b | hr | bf | bavg | wp | hbp | bk | sfa | sha |
| 2025 | 0.00 | 0-0 | 2 | 0 | 0 | 0/0 | 0 | 3.0 | 0 | 0 | 0 | 0 | 3 | 0 | 0 | 0 | 10 | .000 | 0 | 1 | 0 | 0 | 0 |
| TOTAL | 0.00 | 0-0 | 2 | 0 | 0 | 0/0 | 0 | 3.0 | 0 | 0 | 0 | 0 | 3 | 0 | 0 | 0 | 10 | .000 | 0 | 1 | 0 | 0 | 0 |

Blachowicz, Gavin

| Year | avg | gp-gs | ab | r | h | 2b | 3b | hr | rbi | tb | slg% | bb | hbp | so | gdp | ob% | sf | sh | sb-att | po | a | e | fld% |
|-------|------|-------|-----|----|----|-----|----|-----|-----|----|------|----|-----|----|-----|-----|----|------|--------|-----|----|-----|------|
| Year | era | w-l | app | gs | cq | sho | sv | ip | h | r | er | bb | so | 2b | 3b | hr | bf | bavg | wp | hbp | bk | sfa | sha |
| 2025 | 0.00 | 0-0 | 1 | 0 | 0 | 0/0 | 0 | 1.0 | 1 | 0 | 0 | 0 | 0 | 0 | 0 | 0 | 3 | .333 | 0 | 0 | 0 | 0 | 0 |
| TOTAL | 0.00 | 0-0 | 1 | 0 | 0 | 0/0 | 0 | 1.0 | 1 | 0 | 0 | 0 | 0 | 0 | 0 | 0 | 3 | .333 | 0 | 0 | 0 | 0 | 0 |

Bolin, Robby

| Year | avg | gp-gs | ab | r | h | 2b | 3b | hr | rbi | tb | slg% | bb | hbp | so | gdp | ob% | sf | sh | sb-att | po | a | e | fld% |
|-------|------|-------|----|---|---|----|----|----|-----|----|------|----|-----|----|-----|------|----|----|--------|----|---|---|-------|
| 2025 | .286 | 5-1 | 7 | 2 | 2 | 1 | 0 | 0 | 1 | 3 | .429 | 0 | 0 | 4 | 0 | .286 | 0 | 0 | 0-0 | 2 | 0 | 0 | 1.000 |
| TOTAL | .286 | 5-1 | 7 | 2 | 2 | 1 | 0 | 0 | 1 | 3 | .429 | 0 | 0 | 4 | 0 | .286 | 0 | 0 | 0-0 | 2 | 0 | 0 | 1.000 |

Brockett, Jackson

| Year | avg | gp-gs | ab | r | h | 2b | 3b | hr | rbi | tb | slg% | bb | hbp | so | gdp | ob% | sf | sh | sb-att | po | a | e | fld% |
|-------|------|-------|----|---|---|----|----|----|-----|----|------|----|-----|----|-----|------|----|----|--------|----|----|---|-------|
| 2022 | .000 | 0-0 | 0 | 0 | 0 | 0 | 0 | 0 | 0 | 0 | .000 | 0 | 0 | 0 | 0 | .000 | 0 | 0 | 0-0 | 2 | 5 | 0 | 1.000 |
| 2023 | .000 | 0-0 | 0 | 0 | 0 | 0 | 0 | 0 | 0 | 0 | .000 | 0 | 0 | 0 | 0 | .000 | 0 | 0 | 0-0 | 1 | 4 | 0 | 1.000 |
| 2024 | .000 | 0-0 | 0 | 0 | 0 | 0 | 0 | 0 | 0 | 0 | .000 | 0 | 0 | 0 | 0 | .000 | 0 | 0 | 0-0 | 3 | 4 | 2 | .778 |
| 2025 | .000 | 0-0 | 0 | 0 | 0 | 0 | 0 | 0 | 0 | 0 | .000 | 0 | 0 | 0 | 0 | .000 | 0 | 0 | 0-0 | 1 | 1 | 0 | 1.000 |
| TOTAL | .000 | 0-0 | 0 | 0 | 0 | 0 | 0 | 0 | 0 | 0 | .000 | 0 | 0 | 0 | 0 | .000 | 0 | 0 | 0-0 | 7 | 14 | 2 | .913 |

| Year | era | w-l | app | gs | cq | sho | sv | ip | h | r | er | bb | so | 2b | 3b | hr | bf | bavg | wp | hbp | bk | sfa | sha |
|-------|------|-----|-----|----|----|-----|----|-------|-----|----|----|----|----|----|----|----|-----|------|----|-----|----|-----|-----|
| 2022 | 5.23 | 0-1 | 12 | 5 | 0 | 0/0 | 0 | 31.0 | 28 | 19 | 18 | 15 | 29 | 5 | 2 | 3 | 138 | .237 | 5 | 4 | 0 | 1 | 0 |
| 2023 | 4.65 | 2-2 | 16 | 7 | 0 | 0/0 | 0 | 40.2 | 36 | 24 | 21 | 24 | 35 | 9 | 2 | 1 | 183 | .234 | 5 | 2 | 0 | 1 | 2 |
| 2024 | 4.91 | 3-3 | 13 | 7 | 1 | 1/0 | 0 | 36.2 | 38 | 23 | 20 | 8 | 29 | 9 | 0 | 4 | 158 | .264 | 4 | 4 | 0 | 1 | 1 |
| 2025 | 3.86 | 0-0 | 2 | 1 | 0 | 0/0 | 0 | 7.0 | 10 | 3 | 3 | 1 | 4 | 1 | 0 | 1 | 30 | .345 | 0 | 0 | 0 | 0 | 0 |
| TOTAL | 4.84 | 5-6 | 43 | 20 | 1 | 1/0 | 0 | 115.1 | 112 | 69 | 62 | 48 | 97 | 24 | 4 | 9 | 509 | .252 | 14 | 10 | 0 | 3 | 3 |

Broderick, Luke

| Year | avg | gp-gs | ab | r | h | 2b | 3b | hr | rbi | tb | slg% | bb | hbp | so | gdp | ob% | sf | sh | sb-att | po | a | e | fld% |
|-------|------|-------|-----|----|----|-----|----|-----|-----|----|------|----|-----|----|-----|-----|----|------|--------|-----|----|-----|------|
| Year | era | w-l | app | gs | cq | sho | sv | ip | h | r | er | bb | so | 2b | 3b | hr | bf | bavg | wp | hbp | bk | sfa | sha |
| 2025 | 0.00 | 0-0 | 2 | 0 | 0 | 0/0 | 1 | 1.1 | 1 | 0 | 0 | 0 | 2 | 1 | 0 | 0 | 5 | .200 | 1 | 0 | 0 | 0 | 0 |
| TOTAL | 0.00 | 0-0 | 2 | 0 | 0 | 0/0 | 1 | 1.1 | 1 | 0 | 0 | 0 | 2 | 1 | 0 | 0 | 5 | .200 | 1 | 0 | 0 | 0 | 0 |

Brumbaugh, Cayden

| Year | avg | gp-gs | ab | r | h | 2b | 3b | hr | rbi | tb | slg% | bb | hbp | so | gdp | ob% | sf | sh | sb-att | po | a | e | fld% |
|-------|------|-------|-----|----|----|----|----|----|-----|----|------|----|-----|----|-----|------|----|----|--------|----|----|---|-------|
| 2022* | .318 | 13-4 | 22 | 1 | 7 | 0 | 1 | 0 | 1 | 9 | .409 | 1 | 0 | 7 | 1 | .348 | 0 | 0 | 0-0 | 3 | 8 | 1 | .917 |
| 2024 | .307 | 40-36 | 137 | 33 | 42 | 11 | 3 | 0 | 19 | 59 | .431 | 22 | 0 | 36 | 2 | .395 | 3 | 4 | 13-16 | 40 | 43 | 2 | .976 |
| 2025 | .300 | 7-7 | 30 | 5 | 9 | 2 | 1 | 0 | 3 | 13 | .433 | 2 | 1 | 6 | 0 | .364 | 0 | 0 | 3-3 | 16 | 17 | 0 | 1.000 |
| TOTAL | .305 | 47-43 | 167 | 38 | 51 | 13 | 4 | 0 | 22 | 72 | .431 | 24 | 1 | 42 | 2 | .390 | 3 | 4 | 16-19 | 56 | 60 | 2 | .983 |
| All* | .307 | 60-47 | 189 | 39 | 58 | 13 | 5 | 0 | 23 | 81 | .429 | 25 | 1 | 49 | 3 | .385 | 3 | 4 | 16-19 | 59 | 68 | 3 | .977 |

* Statistics from prior team/school

Buettenback, Max

| Year | avg | gp-gs | ab | r | h | 2b | 3b | hr | rbi | tb | slg% | bb | hbp | so | gdp | ob% | sf | sh | sb-att | po | a | e | fld% |
|-------|------|-------|----|---|---|----|----|----|-----|----|------|----|-----|----|-----|------|----|----|--------|----|---|---|-------|
| 2024 | .167 | 6-1 | 6 | 1 | 1 | 0 | 0 | 1 | 1 | 4 | .667 | 1 | 0 | 4 | 0 | .286 | 0 | 0 | 0-0 | 0 | 0 | 0 | .000 |
| 2025 | .182 | 6-6 | 22 | 7 | 4 | 1 | 0 | 1 | 4 | 8 | .364 | 4 | 0 | 10 | 0 | .296 | 1 | 0 | 0-0 | 3 | 0 | 0 | 1.000 |
| TOTAL | .179 | 12-7 | 28 | 8 | 5 | 1 | 0 | 2 | 5 | 12 | .429 | 5 | 0 | 14 | 0 | .294 | 1 | 0 | 0-0 | 3 | 0 | 0 | 1.000 |

Carey, Dylan

| Year | avg | gp-gs | ab | r | h | 2b | 3b | hr | rbi | tb | slg% | bb | hbp | so | gdp | ob% | sf | sh | sb-att | po | a | e | fld% |
|-------|------|---------|-----|----|-----|----|----|----|-----|-----|------|----|-----|-----|-----|------|----|----|--------|-----|-----|----|-------|
| 2023 | .275 | 53-53 | 207 | 33 | 57 | 9 | 2 | 4 | 30 | 82 | .396 | 16 | 8 | 49 | 2 | .348 | 2 | 7 | 4-5 | 33 | 97 | 5 | .963 |
| 2024 | .255 | 61-61 | 235 | 30 | 60 | 18 | 0 | 7 | 31 | 99 | .421 | 17 | 8 | 63 | 4 | .326 | 1 | 3 | 3-6 | 84 | 128 | 9 | .959 |
| 2025 | .269 | 7-7 | 26 | 5 | 7 | 2 | 0 | 0 | 5 | 9 | .346 | 4 | 0 | 11 | 0 | .344 | 2 | 0 | 3-3 | 7 | 22 | 0 | 1.000 |
| TOTAL | .265 | 121-121 | 468 | 68 | 124 | 29 | 2 | 11 | 66 | 190 | .406 | 37 | 16 | 123 | 6 | .337 | 5 | 10 | 10-14 | 124 | 247 | 14 | .964 |

Christo, Drew

| Year | avg | gp-gs | ab | r | h | 2b | 3b | hr | rbi | tb | slg% | bb | hbp | so | gdp | ob% | sf | sh | sb-att | po | a | e | fld% |
|-------|------|-------|----|---|---|----|----|----|-----|----|------|----|-----|----|-----|------|----|----|--------|----|----|---|-------|
| 2023 | .000 | 0-0 | 0 | 0 | 0 | 0 | 0 | 0 | 0 | 0 | .000 | 0 | 0 | 0 | 0 | .000 | 0 | 0 | 0-0 | 0 | 1 | 1 | .500 |
| 2024 | .000 | 0-0 | 0 | 0 | 0 | 0 | 0 | 0 | 0 | 0 | .000 | 0 | 0 | 0 | 0 | .000 | 0 | 0 | 0-0 | 2 | 9 | 0 | 1.000 |
| 2025 | .000 | 0-0 | 0 | 0 | 0 | 0 | 0 | 0 | 0 | 0 | .000 | 0 | 0 | 0 | 0 | .000 | 0 | 0 | 0-0 | 0 | 1 | 1 | .500 |
| TOTAL | .000 | 0-0 | 0 | 0 | 0 | 0 | 0 | 0 | 0 | 0 | .000 | 0 | 0 | 0 | 0 | .000 | 0 | 0 | 0-0 | 2 | 11 | 2 | .867 |

| Year | era | w-l | app | gs | cq | sho | sv | ip | h | r | er | bb | so | 2b | 3b | hr | bf | bavg | wp | hbp | bk | sfa | sha |
|-------|-------|-----|-----|----|----|-----|----|------|----|----|----|----|----|----|----|----|-----|------|----|-----|----|-----|-----|
| 2022 | 8.44 | 0-1 | 5 | 2 | 0 | 0/0 | 0 | 5.1 | 10 | 12 | 5 | 5 | 5 | 3 | 0 | 3 | 35 | .370 | 1 | 2 | 0 | 0 | 0 |
| 2023 | 3.24 | 1-1 | 11 | 1 | 0 | 0/0 | 0 | 16.2 | 11 | 9 | 6 | 8 | 18 | 2 | 0 | 1 | 75 | .190 | 4 | 5 | 0 | 2 | 2 |
| 2024 | 4.62 | 3-3 | 17 | 10 | 0 | 0/0 | 1 | 60.1 | 52 | 33 | 31 | 20 | 54 | 15 | 1 | 6 | 263 | .223 | 12 | 8 | 0 | 0 | 2 |
| 2025 | 17.18 | 0-1 | 3 | 0 | 0 | 0/0 | 0 | 3.2 | 7 | 9 | 7 | 2 | 3 | 0 | 0 | 0 | 23 | .412 | 1 | 1 | 0 | 1 | 2 |
| TOTAL | 5.13 | 4-6 | 36 | 13 | 0 | 0/0 | 1 | 86.0 | 80 | 63 | 49 | 35 | 80 | 20 | 1 | 10 | 396 | .239 | 18 | 16 | 0 | 3 | 6 |

Clark, Caleb

| Year | avg | gp-gs | ab | r | h | 2b | 3b | hr | rbi | tb | slg% | bb | hbp | so | gdp | ob% | sf | sh | sb-att | po | a | e | fld% |
|-------|------|-------|----|---|---|----|----|----|-----|----|------|----|-----|----|-----|------|----|----|--------|----|----|---|-------|
| 2023 | .000 | 0-0 | 0 | 0 | 0 | 0 | 0 | 0 | 0 | 0 | .000 | 0 | 0 | 0 | 0 | .000 | 0 | 0 | 0-0 | 2 | 4 | 0 | 1.000 |
| 2024 | .000 | 0-0 | 0 | 0 | 0 | 0 | 0 | 0 | 0 | 0 | .000 | 0 | 0 | 0 | 0 | .000 | 0 | 0 | 0-0 | 2 | 6 | 2 | .800 |
| TOTAL | .000 | 0-0 | 0 | 0 | 0 | 0 | 0 | 0 | 0 | 0 | .000 | 0 | 0 | 0 | 0 | .000 | 0 | 0 | 0-0 | 4 | 10 | 2 | .875 |

| Year | era | w-l | app | gs | cq | sho | sv | ip | h | r | er | bb | so | 2b | 3b | hr | bf | bavg | wp | hbp | bk | sfa | sha |
|-------|-------|-----|-----|----|----|-----|----|------|----|----|----|----|----|----|----|----|-----|------|----|-----|----|-----|-----|
| 2023 | 13.24 | 1-1 | 9 | 5 | 0 | 0/0 | 0 | 17.0 | 30 | 26 | 25 | 11 | 14 | 2 | 3 | 4 | 98 | .380 | 1 | 7 | 0 | 1 | 0 |
| 2024 | 7.92 | 1-0 | 17 | 3 | 0 | 0/0 | 1 | 30.2 | 32 | 28 | 27 | 18 | 32 | 8 | 2 | 4 | 146 | .264 | 4 | 5 | 1 | 0 | 2 |
| 2025 | 0.00 | 0-0 | 2 | 0 | 0 | 0/0 | 0 | 0.2 | 1 | 1 | 0 | 0 | 1 | 1 | 0 | 0 | 3 | .500 | 0 | 0 | 0 | 0 | 1 |
| TOTAL | 9.68 | 2-1 | 28 | 8 | 0 | 0/0 | 1 | 48.1 | 63 | 55 | 52 | 29 | 47 | 11 | 5 | 8 | 247 | .312 | 5 | 12 | 1 | 1 | 3 |

Cleavinger, Grant

| Year | avg | gp-gs | ab | r | h | 2b | 3b | hr | rbi | tb | slg% | bb | hbp | so | gdp | ob% | sf | sh | sb-att | po | a | e | fld% |
|-------|------|-------|----|---|---|----|----|----|-----|----|------|----|-----|----|-----|------|----|----|--------|----|---|---|-------|
| 2024 | .000 | 0-0 | 0 | 0 | 0 | 0 | 0 | 0 | 0 | 0 | .000 | 0 | 0 | 0 | 0 | .000 | 0 | 0 | 0-0 | 0 | 1 | 0 | 1.000 |
| TOTAL | .000 | 0-0 | 0 | 0 | 0 | 0 | 0 | 0 | 0 | 0 | .000 | 0 | 0 | 0 | 0 | .000 | 0 | 0 | 0-0 | 0 | 1 | 0 | 1.000 |
| All* | .000 | 0-0 | 0 | 0 | 0 | 0 | 0 | 0 | 0 | 0 | .000 | 0 | 0 | 0 | 0 | .000 | 0 | 0 | 0-0 | 0 | 1 | 0 | 1.000 |

| Year | era | w-l | app | gs | cq | sho | sv | ip | h | r | er | bb | so | 2b | 3b | hr | bf | bavg | wp | hbp | bk | sfa | sha |
|-------|-------|-----|-----|----|----|-----|----|------|----|----|----|----|----|----|----|----|-----|-------|----|-----|----|-----|-----|
| 2023* | 10.18 | 1-1 | 20 | 2 | 0 | 0/0 | 0 | 20.1 | 23 | 26 | 23 | 24 | 32 | 4 | 0 | 3 | 115 | 99.00 | 7 | 5 | 0 | 1 | 0 |
| 2024 | 5.06 | 0-0 | 10 | 0 | 0 | 0/0 | 0 | 5.1 | 1 | 3 | 3 | 3 | 8 | 0 | 0 | 1 | 21 | .063 | 2 | 2 | 0 | 0 | 0 |
| 2025 | 0.00 | 0-0 | 2 | 0 | 0 | 0/0 | 0 | 1.2 | 4 | 0 | 0 | 2 | 3 | 1 | 1 | 0 | 11 | .444 | 0 | 0 | 0 | 0 | 0 |
| TOTAL | 3.86 | 0-0 | 12 | 0 | 0 | 0/0 | 0 | 7.0 | 5 | 3 | 3 | 5 | 11 | 1 | 1 | 1 | 32 | .200 | 2 | 2 | 0 | 0 | 0 |
| All* | 8.56 | 1-1 | 32 | 2 | 0 | 0/0 | 0 | 27.1 | 28 | 29 | 26 | 29 | 43 | 5 | 1 | 4 | 147 | 1.120 | 9 | 7 | 0 | 1 | 0 |

* Statistics from prior team/school

Coats, TJ

| Year | avg | gp-gs | ab | r | h | 2b | 3b | hr | rbi | tb | slg% | bb | hbp | so | gdp | ob% | sf | sh | sb-att | po | a | e | fld% |
|-------|------|-------|----|---|---|-----|----|-----|-----|----|------|----|-----|----|-----|-----|----|------|--------|----|---|---|------|
| 2025 | 0.00 | 0-0 | 1 | 0 | 0 | 0/0 | 0 | 1.0 | 0 | 0 | 0 | 0 | 1 | 0 | 0 | 0 | 3 | .000 | 0 | 0 | 0 | 0 | 0 |
| TOTAL | 0.00 | 0-0 | 1 | 0 | 0 | 0/0 | 0 | 1.0 | 0 | 0 | 0 | 0 | 1 | 0 | 0 | 0 | 3 | .000 | 0 | 0 | 0 | 0 | 0 |

Cotton, Jaron

| Year | avg | gp-gs | ab | r | h | 2b | 3b | hr | rbi | tb | slg% | bb | hbp | so | gdp | ob% | sf | sh | sb-att | po | a | e | fld% |
|-------|------|-------|----|---|---|----|----|----|-----|----|------|----|-----|----|-----|------|----|----|--------|----|---|---|-------|
| 2025 | .000 | 1-0 | 1 | 0 | 0 | 0 | 0 | 0 | 0 | 0 | .000 | 0 | 0 | 1 | 0 | .000 | 0 | 0 | 0-0 | 1 | 1 | 0 | 1.000 |
| TOTAL | .000 | 1-0 | 1 | 0 | 0 | 0 | 0 | 0 | 0 | 0 | .000 | 0 | 0 | 1 | 0 | .000 | 0 | 0 | 0-0 | 1 | 1 | 0 | 1.000 |

Cymbalista, Colin

| Year | avg | gp-gs | ab | r | h | 2b | 3b | hr | rbi | tb | slg% | bb | hbp | so | gdp | ob% | sf | sh | sb-att | po | a | e | fld% |
|-------|------|-------|----|---|---|----|----|----|-----|----|------|----|-----|----|-----|------|----|----|--------|----|---|---|-------|
| 2025 | .000 | 3-0 | 1 | 0 | 0 | 0 | 0 | 0 | 0 | 0 | .000 | 0 | 0 | 0 | 0 | .000 | 0 | 0 | 0-0 | 3 | 0 | 0 | 1.000 |
| TOTAL | .000 | 3-0 | 1 | 0 | 0 | 0 | 0 | 0 | 0 | 0 | .000 | 0 | 0 | 0 | 0 | .000 | 0 | 0 | 0-0 | 3 | 0 | 0 | 1.000 |

Frost, Cael

| Year | avg | gp-gs | ab | r | h | 2b | 3b | hr | rbi | tb | slg% | bb | hbp | so | gdp | ob% | sf | sh | sb-att | po | a | e | fld% |
|-------|------|-------|-----|----|----|----|----|----|-----|-----|------|----|-----|----|-----|------|----|----|--------|----|---|---|-------|
| 2024* | .343 | 49-49 | 198 | 53 | 68 | 16 | 0 | 21 | 59 | 147 | .742 | 25 | 8 | 44 | 5 | .433 | 2 | 0 | 1-2 | 87 | 3 | 1 | .989 |
| 2025 | .000 | 5-5 | 13 | 1 | 0 | 0 | 0 | 0 | 0 | 0 | .000 | 3 | 3 | 6 | 0 | .316 | 0 | 0 | 0-0 | 3 | 0 | 0 | 1.000 |
| TOTAL | .000 | 5-5 | 13 | 1 | 0 | 0 | 0 | 0 | 0 | 0 | .000 | 3 | 3 | 6 | 0 | .316 | 0 | 0 | 0-0 | 3 | 0 | 0 | 1.000 |
| All* | .322 | 54-54 | 211 | 54 | 68 | 16 | 0 | 21 | 59 | 147 | .697 | 28 | 11 | 50 | 5 | .425 | 2 | 0 | 1-2 | 90 | 3 | 1 | .989 |

* Statistics from prior team/school

Harrahill, Ryan

| Year | avg | gp-gs | ab | r | h | 2b | 3b | hr | rbi | tb | slg% | bb | hbp | so | gdp | ob% | sf | sh | sb-att | po | a | e | fld% |
|-------|-------|-------|----|---|---|-----|----|-----|-----|----|------|----|-----|----|-----|-----|----|------|--------|----|---|---|------|
| 2024 | 27.00 | 0-1 | 1 | 1 | 0 | 0/0 | 0 | 1.0 | 4 | 4 | 3 | 1 | 2 | 0 | 1 | 0 | 9 | .500 | 0 | 0 | 0 | 0 | 0 |
| 2025 | 0.00 | 0-0 | 2 | 0 | 0 | 0/0 | 0 | 1.1 | 0 | 0 | 0 | 0 | 0 | 0 | 0 | 0 | 5 | .000 | 0 | 0 | 0 | 0 | 0 |
| TOTAL | 11.57 | 0-1 | 3 | 1 | 0 | 0/0 | 0 | 2.1 | 4 | 4 | 3 | 1 | 2 | 0 | 1 | 0 | 14 | .308 | 0 | 0 | 0 | 0 | 0 |

Helligso, Hogan

| Year | avg | gp-gs | ab | r | h | 2b | 3b | hr | rbi | tb | slg% | bb | hbp | so | gdp | ob% | sf | sh | sb-att | po | a | e | fld% |
|-------|------|---------|-----|----|-----|----|----|----|-----|-----|------|----|-----|----|-----|------|----|----|--------|-----|----|---|-------|
| 2022* | .283 | 41-31 | 99 | 19 | 28 | 6 | 1 | 1 | 11 | 39 | .394 | 13 | 4 | 29 | 1 | .385 | 1 | 7 | 2-2 | 268 | 19 | 4 | .986 |
| 2023* | .314 | 42-35 | 118 | 24 | 37 | 9 | 1 | 2 | 19 | 54 | .458 | 14 | 3 | 30 | 5 | .400 | 0 | 5 | 4-6 | 236 | 18 | 3 | .988 |
| 2024* | .266 | 43-36 | 143 | 31 | 38 | 8 | 0 | 2 | 19 | 52 | .364 | 15 | 5 | 28 | 1 | .354 | 1 | 4 | 4-5 | 271 | 34 | 0 | 1.000 |
| 2025 | .071 | 5-5 | 14 | 1 | 1 | 0 | 0 | 0 | 2 | 1 | .071 | 2 | 0 | 4 | 0 | .176 | 1 | 0 | 0-0 | 39 | 5 | 0 | 1.000 |
| TOTAL | .071 | 5-5 | 14 | 1 | 1 | 0 | 0 | 0 | 2 | 1 | .071 | 2 | 0 | 4 | 0 | .176 | 1 | 0 | 0-0 | 39 | 5 | 0 | 1.000 |
| All* | .278 | 131-107 | 374 | 75 | 104 | 23 | 2 | 5 | 51 | 146 | .390 | 44 | 12 | 91 | 7 | .370 | 3 | 16 | 10-13 | 814 | 76 | 7 | .992 |

* Statistics from prior team/school

Horn, Ty

| Year | avg | gp-gs | ab | r | h | 2b | 3b | hr | rbi | tb | slg% | bb | hbp | so | gdp | ob% | sf | sh | sb-att | po | a | e | fld% |
|-------|------|-------|----|---|---|----|----|----|-----|----|------|----|-----|----|-----|------|----|----|--------|----|---|---|-------|
| 2024 | .000 | 0-0 | 0 | 0 | 0 | 0 | 0 | 0 | 0 | 0 | .000 | 0 | 0 | 0 | 0 | .000 | 0 | 0 | 0-0 | 0 | 2 | 0 | 1.000 |
| 2025 | .000 | 0-0 | 0 | 0 | 0 | 0 | 0 | 0 | 0 | 0 | .000 | 0 | 0 | 0 | 0 | .000 | 0 | 0 | 0-0 | 2 | 1 | 0 | 1.000 |
| TOTAL | .000 | 0-0 | 0 | 0 | 0 | 0 | 0 | 0 | 0 | 0 | .000 | 0 | 0 | 0 | 0 | .000 | 0 | 0 | 0-0 | 2 | 3 | 0 | 1.000 |

| Year | era | w-l | app | gs | cq | sho | sv | ip | h | r | er | bb | so | 2b | 3b | hr | bf | bavg | wp | hbp | bk | sfa | sha |
|-------|------|-----|-----|----|----|-----|----|------|----|----|----|----|----|----|----|----|-----|------|----|-----|----|-----|-----|
| 2024 | 5.91 | 1-1 | 13 | 4 | 0 | 0/0 | 1 | 21.1 | 29 | 25 | 14 | 8 | 19 | 5 | 1 | 3 | 107 | .305 | 2 | 2 | 0 | 1 | 1 |
| 2025 | 4.50 | 0-1 | 2 | 2 | 0 | 0/0 | 0 | 10.0 | 8 | 5 | 5 | 4 | 11 | 2 | 0 | 2 | 40 | .229 | 0 | 0 | 0 | 0 | 1 |
| TOTAL | 5.46 | 1-2 | 15 | 6 | 0 | 0/0 | 1 | 31.1 | 37 | 30 | 19 | 12 | 30 | 7 | 1 | 5 | 147 | .285 | 2 | 2 | 0 | 1 | 2 |

Jasa, Carson

| Year | avg | gp-gs | ab | r | h | 2b | 3b | hr | rbi | tb | slg% | bb | hbp | so | gdp | ob% | sf | sh | sb-att | po | a | e | fld% |
|-------|------|-------|----|---|---|-----|----|-----|-----|----|------|----|-----|----|-----|-----|----|------|--------|----|---|---|------|
| 2025 | 0.00 | 0-0 | 2 | 0 | 0 | 0/1 | 0 | 2.2 | 2 | 1 | 0 | 2 | 3 | 0 | 0 | 0 | 12 | .200 | 1 | 0 | 0 | 0 | 0 |
| TOTAL | 0.00 | 0-0 | 2 | 0 | 0 | 0/1 | 0 | 2.2 | 2 | 1 | 0 | 2 | 3 | 0 | 0 | 0 | 12 | .200 | 1 | 0 | 0 | 0 | 0 |

Jesske, Will

| Year | avg | gp-gs | ab | r | h | 2b | 3b | hr | rbi | tb | slg% | bb | hbp | so | gdp | ob% | sf | sh | sb-att | po | a | e | fld% |
|-------|------|-------|----|---|----|----|----|----|-----|----|------|----|-----|----|-----|------|----|----|--------|----|---|---|-------|
| 2024 | .280 | 19-4 | 25 | 6 | 7 | 1 | 0 | 0 | 4 | 8 | .320 | 3 | 0 | 3 | 0 | .357 | 0 | 0 | 0-0 | 3 | 4 | 1 | .875 |
| 2025 | .267 | 4-4 | 15 | 3 | 4 | 1 | 1 | 0 | 2 | 7 | .467 | 2 | 1 | 2 | 0 | .389 | 0 | 0 | 2-2 | 15 | 0 | 0 | 1.000 |
| TOTAL | .275 | 23-8 | 40 | 9 | 11 | 2 | 1 | 0 | 6 | 15 | .375 | 5 | 1 | 5 | 0 | .370 | 0 | 0 | 2-2 | 18 | 4 | 1 | .957 |

Lewis, Hayden

| Year | avg | gp-gs | ab | r | h | 2b | 3b | hr | rbi | tb | slg% | bb | hbp | so | gdp | ob% | sf | sh | sb-att | po | a | e | fld% |
|-------|------|-------|----|---|---|----|----|----|-----|----|------|----|-----|----|-----|------|----|----|--------|----|---|---|------|
| 2024 | .000 | 1-0 | 1 | 0 | 0 | 0 | 0 | 0 | 0 | 0 | .000 | 0 | 0 | 0 | 0 | .000 | 0 | 0 | 0-0 | 0 | 0 | 0 | .000 |
| 2025 | .000 | 2-0 | 2 | 0 | 0 | 0 | 0 | 0 | 0 | 0 | .000 | 0 | 0 | 1 | 0 | .000 | 0 | 0 | 0-0 | 0 | 0 | 0 | .000 |
| TOTAL | .000 | 3-0 | 3 | 0 | 0 | 0 | 0 | 0 | 0 | 0 | .000 | 0 | 0 | 1 | 0 | .000 | 0 | 0 | 0-0 | 0 | 0 | 0 | .000 |

| Year | era | w-l | app | gs | cq | sho | sv | ip | h | r | er | bb | so | 2b | 3b | hr | bf | bavg | wp | hbp | bk | sfa | sha |
|-------|------|-----|-----|----|----|-----|----|-----|---|---|----|----|----|----|----|----|----|------|----|-----|----|-----|-----|
| 2024 | 0.00 | 0-0 | 1 | 0 | 0 | 0/0 | 0 | 0.1 | 1 | 0 | 0 | 1 | 1 | 0 | 0 | 0 | 3 | .500 | 0 | 0 | 0 | 0 | 0 |
| TOTAL | 0.00 | 0-0 | 1 | 0 | 0 | 0/0 | 0 | 0.1 | 1 | 0 | 0 | 1 | 1 | 0 | 0 | 0 | 3 | .500 | 0 | 0 | 0 | 0 | 0 |

McConnaughey, Mason

| Year | avg | gp-gs | ab | r | h | 2b | 3b | hr | rbi | tb | slg% | bb | hbp | so | gdp | ob% | sf | sh | sb-att | po | a | e | fld% |
|-------|------|-------|----|---|---|----|----|----|-----|----|------|----|-----|----|-----|------|----|----|--------|----|---|---|-------|
| 2024 | .000 | 0-0 | 0 | 0 | 0 | 0 | 0 | 0 | 0 | 0 | .000 | 0 | 0 | 0 | 0 | .000 | 0 | 0 | 0-0 | 4 | 5 | 2 | .818 |
| 2025 | .000 | 0-0 | 0 | 0 | 0 | 0 | 0 | 0 | 0 | 0 | .000 | 0 | 0 | 0 | 0 | .000 | 0 | 0 | 0-0 | 0 | 1 | 0 | 1.000 |
| TOTAL | .000 | 0-0 | 0 | 0 | 0 | 0 | 0 | 0 | 0 | 0 | .000 | 0 | 0 | 0 | 0 | .000 | 0 | 0 | 0-0 | 4 | 6 | 2 | .833 |

| Year | era | w-l | app | gs | cq | sho | sv | ip | h | r | er | bb | so | 2b | 3b | hr | bf | bavg | wp | hbp | bk | sfa | sha |
|-------|------|------|-----|----|----|-----|----|------|----|----|----|----|-----|----|----|----|-----|------|----|-----|----|-----|-----|
| 2024 | 3.45 | 9-3 | 17 | 11 | 0 | 0/0 | 0 | 73.0 | 65 | 31 | 28 | 24 | 91 | 11 | 0 | 8 | 308 | .239 | 6 | 7 | 0 | 2 | 3 |
| 2025 | 6.52 | 1-1 | 2 | 2 | 0 | 0/0 | 0 | 9.2 | 9 | 7 | 7 | 3 | 15 | 2 | 0 | 1 | 42 | .237 | 0 | 1 | 0 | 0 | 0 |
| TOTAL | 3.81 | 10-4 | 19 | 13 | 0 | 0/0 | 0 | 82.2 | 74 | 38 | 35 | 27 | 106 | 13 | 0 | 9 | 350 | .239 | 6 | 8 | 0 | 2 | 3 |

Nowaczyk, Colin

| Year | avg | gp-gs | ab | r | h | 2b | 3b | hr | rbi | tb | slg% | bb | hbp | so | gdp | ob% | sf | sh | sb-att | po | a | e | fld% |
|-------|------|-------|-----|----|----|-----|----|-----|-----|----|------|----|-----|----|-----|-----|----|------|--------|-----|----|-----|------|
| Year | era | w-l | app | gs | cq | sho | sv | ip | h | r | er | bb | so | 2b | 3b | hr | bf | bavg | wp | hbp | bk | sfa | sha |
| 2025 | 0.00 | 0-0 | 2 | 0 | 0 | 0/0 | 0 | 2.0 | 2 | 0 | 0 | 1 | 2 | 0 | 0 | 0 | 8 | .286 | 0 | 0 | 0 | 0 | 0 |
| TOTAL | 0.00 | 0-0 | 2 | 0 | 0 | 0/0 | 0 | 2.0 | 2 | 0 | 0 | 1 | 2 | 0 | 0 | 0 | 8 | .286 | 0 | 0 | 0 | 0 | 0 |

Nunez, Devin

| Year | avg | gp-gs | ab | r | h | 2b | 3b | hr | rbi | tb | slg% | bb | hbp | so | gdp | ob% | sf | sh | sb-att | po | a | e | fld% |
|-------|------|-------|----|---|---|----|----|----|-----|----|-------|----|-----|----|-----|------|----|----|--------|----|---|---|-------|
| 2025 | .500 | 3-1 | 4 | 2 | 2 | 0 | 0 | 1 | 1 | 5 | 1.250 | 1 | 1 | 0 | 0 | .667 | 0 | 0 | 1-1 | 1 | 3 | 0 | 1.000 |
| TOTAL | .500 | 3-1 | 4 | 2 | 2 | 0 | 0 | 1 | 1 | 5 | 1.250 | 1 | 1 | 0 | 0 | .667 | 0 | 0 | 1-1 | 1 | 3 | 0 | 1.000 |

Overbeek, Joshua

| Year | avg | gp-gs | ab | r | h | 2b | 3b | hr | rbi | tb | slg% | bb | hbp | so | gdp | ob% | sf | sh | sb-att | po | a | e | fld% |
|-------|------|-------|-----|----|----|----|----|----|-----|----|------|----|-----|----|-----|------|----|----|--------|----|----|---|-------|
| 2022* | .200 | 21-6 | 35 | 8 | 7 | 0 | 0 | 1 | 2 | 10 | .286 | 8 | 0 | 11 | 0 | .341 | 1 | 0 | 0-0 | 15 | 2 | 1 | .944 |
| 2024 | .276 | 51-49 | 185 | 41 | 51 | 9 | 1 | 6 | 29 | 80 | .432 | 29 | 7 | 53 | 1 | .394 | 0 | 1 | 16-19 | 30 | 83 | 6 | .950 |
| 2025 | .273 | 5-4 | 11 | 1 | 3 | 1 | 1 | 0 | 0 | 6 | .545 | 1 | 2 | 7 | 0 | .429 | 0 | 0 | 0-0 | 4 | 5 | 0 | 1.000 |
| TOTAL | .276 | 56-53 | 196 | 42 | 54 | 10 | 2 | 6 | 29 | 86 | .439 | 30 | 9 | 60 | 1 | .396 | 0 | 1 | 16-19 | 34 | 88 | 6 | .953 |
| All* | .264 | 77-59 | 231 | 50 | 61 | 10 | 2 | 7 | 31 | 96 | .416 | 38 | 9 | 71 | 1 | .387 | 1 | 1 | 16-19 | 49 | 90 | 7 | .952 |

* Statistics from prior team/school

Sanderson, Case

| Year | avg | gp-gs | ab | r | h | 2b | 3b | hr | rbi | tb | slg% | bb | hbp | so | gdp | ob% | sf | sh | sb-att | po | a | e | fld% |
|-------|------|-------|-----|----|----|----|----|----|-----|----|------|----|-----|----|-----|------|----|----|--------|-----|---|---|-------|
| 2024 | .338 | 54-43 | 151 | 27 | 51 | 6 | 1 | 3 | 26 | 68 | .450 | 31 | 9 | 42 | 3 | .469 | 3 | 0 | 0-3 | 42 | 1 | 2 | .956 |
| 2025 | .227 | 7-7 | 22 | 3 | 5 | 1 | 0 | 0 | 2 | 6 | .273 | 6 | 2 | 4 | 0 | .419 | 1 | 0 | 0-0 | 59 | 2 | 0 | 1.000 |
| TOTAL | .324 | 61-50 | 173 | 30 | 56 | 7 | 1 | 3 | 28 | 74 | .428 | 37 | 11 | 46 | 3 | .462 | 4 | 0 | 0-3 | 101 | 3 | 2 | .981 |

Silva, Riley

| Year | avg | gp-gs | ab | r | h | 2b | 3b | hr | rbi | tb | slg% | bb | hbp | so | gdp | ob% | sf | sh | sb-att | po | a | e | fld% |
|-------|------|-------|-----|----|----|----|----|----|-----|----|------|----|-----|----|-----|------|----|----|--------|-----|---|---|-------|
| 2024 | .256 | 61-61 | 199 | 51 | 51 | 5 | 2 | 0 | 20 | 60 | .302 | 25 | 26 | 35 | 2 | .406 | 1 | 18 | 32-35 | 162 | 1 | 2 | .988 |
| 2025 | .313 | 5-5 | 16 | 2 | 5 | 0 | 0 | 0 | 1 | 5 | .313 | 2 | 1 | 3 | 0 | .421 | 0 | 0 | 2-4 | 11 | 0 | 0 | 1.000 |
| TOTAL | .260 | 66-66 | 215 | 53 | 56 | 5 | 2 | 0 | 21 | 65 | .302 | 27 | 27 | 38 | 2 | .407 | 1 | 18 | 34-39 | 173 | 1 | 2 | .989 |

Stokes, Rhett

| Year | avg | gp-gs | ab | r | h | 2b | 3b | hr | rbi | tb | slg% | bb | hbp | so | gdp | ob% | sf | sh | sb-att | po | a | e | fld% |
|-------|------|-------|-----|----|----|----|----|----|-----|----|------|----|-----|----|-----|------|----|----|--------|----|-----|---|-------|
| 2024 | .360 | 53-43 | 150 | 31 | 54 | 16 | 0 | 1 | 18 | 73 | .487 | 11 | 2 | 34 | 1 | .409 | 1 | 7 | 6-9 | 56 | 112 | 6 | .966 |
| 2025 | .188 | 5-4 | 16 | 0 | 3 | 0 | 0 | 0 | 2 | 3 | .188 | 0 | 1 | 5 | 2 | .235 | 0 | 0 | 1-1 | 4 | 8 | 0 | 1.000 |
| TOTAL | .343 | 58-47 | 166 | 31 | 57 | 16 | 0 | 1 | 20 | 76 | .458 | 11 | 3 | 39 | 3 | .392 | 1 | 7 | 7-10 | 60 | 120 | 6 | .968 |

Stone, Tyler

| Year | avg | gp-gs | ab | r | h | 2b | 3b | hr | rbi | tb | slg% | bb | hbp | so | gdp | ob% | sf | sh | sb-att | po | a | e | fld% |
|-------|------|-------|-----|----|----|----|----|----|-----|----|------|----|-----|----|-----|------|----|----|--------|-----|----|---|------|
| 2021* | .208 | 21-11 | 48 | 4 | 10 | 3 | 0 | 1 | 4 | 16 | .333 | 2 | 0 | 23 | 0 | .240 | 0 | 0 | 0-0 | 76 | 3 | 3 | .963 |
| 2024 | .289 | 54-43 | 166 | 28 | 48 | 9 | 0 | 8 | 33 | 81 | .488 | 29 | 1 | 51 | 3 | .392 | 3 | 0 | 0-1 | 271 | 15 | 4 | .986 |
| 2025 | .000 | 3-0 | 3 | 0 | 0 | 0 | 0 | 0 | 0 | 0 | .000 | 0 | 0 | 3 | 0 | .000 | 0 | 0 | 0-0 | 0 | 0 | 0 | .000 |
| TOTAL | .284 | 57-43 | 169 | 28 | 48 | 9 | 0 | 8 | 33 | 81 | .479 | 29 | 1 | 54 | 3 | .386 | 3 | 0 | 0-1 | 271 | 15 | 4 | .986 |
| All* | .267 | 78-54 | 217 | 32 | 58 | 12 | 0 | 9 | 37 | 97 | .447 | 31 | 1 | 77 | 3 | .357 | 3 | 0 | 0-1 | 347 | 18 | 7 | .981 |

* Statistics from prior team/school

Swansen, Gabe

| Year | avg | gp-gs | ab | r | h | 2b | 3b | hr | rbi | tb | slg% | bb | hbp | so | gdp | ob% | sf | sh | sb-att | po | a | e | fld% |
|-------|------|--------|-----|----|----|----|----|----|-----|-----|------|----|-----|----|-----|------|----|----|--------|-----|---|---|-------|
| 2022 | .154 | 20-9 | 39 | 6 | 6 | 1 | 0 | 1 | 6 | 10 | .256 | 5 | 1 | 9 | 2 | .267 | 0 | 0 | 0-0 | 3 | 0 | 1 | .750 |
| 2023 | .291 | 52-49 | 179 | 45 | 52 | 11 | 0 | 18 | 57 | 117 | .654 | 24 | 15 | 43 | 3 | .410 | 4 | 0 | 3-5 | 81 | 1 | 1 | .988 |
| 2024 | .327 | 34-25 | 98 | 16 | 32 | 8 | 0 | 8 | 22 | 64 | .653 | 7 | 3 | 26 | 0 | .385 | 1 | 1 | 3-4 | 47 | 0 | 0 | 1.000 |
| 2025 | .185 | 7-7 | 27 | 2 | 5 | 2 | 0 | 1 | 9 | 10 | .370 | 0 | 1 | 9 | 1 | .214 | 0 | 0 | 0-0 | 8 | 0 | 0 | 1.000 |
| TOTAL | .277 | 113-90 | 343 | 69 | 95 | 22 | 0 | 28 | 94 | 201 | .586 | 36 | 20 | 87 | 6 | .374 | 5 | 1 | 6-9 | 139 | 1 | 2 | .986 |

Timmerman, Tucker

| Year | avg | gp-gs | ab | r | h | 2b | 3b | hr | rbi | tb | slg% | bb | hbp | so | gdp | ob% | sf | sh | sb-att | po | a | e | fld% |
|-------|------|-------|----|---|---|----|----|----|-----|----|------|----|-----|----|-----|------|----|----|--------|----|---|---|-------|
| 2024 | .000 | 0-0 | 0 | 0 | 0 | 0 | 0 | 0 | 0 | 0 | .000 | 0 | 0 | 0 | 0 | .000 | 0 | 0 | 0-0 | 2 | 4 | 1 | .857 |
| 2025 | .000 | 0-0 | 0 | 0 | 0 | 0 | 0 | 0 | 0 | 0 | .000 | 0 | 0 | 0 | 0 | .000 | 0 | 0 | 0-0 | 0 | 1 | 0 | 1.000 |
| TOTAL | .000 | 0-0 | 0 | 0 | 0 | 0 | 0 | 0 | 0 | 0 | .000 | 0 | 0 | 0 | 0 | .000 | 0 | 0 | 0-0 | 2 | 5 | 1 | .875 |

| Year | era | w-l | app | gs | cq | sho | sv | ip | h | r | er | bb | so | 2b | 3b | hr | bf | bavg | wp | hbp | bk | sfa | sha |
|-------|------|-----|-----|----|----|-----|----|------|----|----|----|----|----|----|----|----|----|------|----|-----|----|-----|-----|
| 2024 | 8.10 | 2-0 | 15 | 0 | 0 | 0/0 | 1 | 16.2 | 21 | 15 | 15 | 14 | 18 | 3 | 0 | 3 | 85 | .313 | 2 | 3 | 0 | 1 | 0 |
| 2025 | 3.86 | 0-0 | 1 | 0 | 0 | 0/0 | 0 | 2.1 | 2 | 1 | 1 | 0 | 2 | 1 | 0 | 0 | 9 | .222 | 0 | 0 | 0 | 0 | 0 |
| TOTAL | 7.58 | 2-0 | 16 | 0 | 0 | 0/0 | 1 | 19.0 | 23 | 16 | 16 | 14 | 20 | 4 | 0 | 3 | 94 | .303 | 2 | 3 | 0 | 1 | 0 |

Walsh, Will

| Year | avg | gp-gs | ab | r | h | 2b | 3b | hr | rbi | tb | slg% | bb | hbp | so | gdp | ob% | sf | sh | sb-att | po | a | e | fld% |
|-------|------|-------|----|----|----|----|----|----|-----|----|------|----|-----|----|-----|------|----|----|--------|-----|----|---|------|
| 2022 | .000 | 2-0 | 2 | 0 | 0 | 0 | 0 | 0 | 0 | 0 | .000 | 0 | 0 | 2 | 0 | .000 | 0 | 0 | 0-0 | 0 | 0 | 0 | .000 |
| 2023 | .176 | 17-9 | 34 | 5 | 6 | 1 | 0 | 2 | 4 | 13 | .382 | 3 | 2 | 12 | 0 | .282 | 0 | 0 | 0-0 | 67 | 13 | 1 | .988 |
| 2024 | .235 | 14-9 | 34 | 8 | 8 | 1 | 0 | 5 | 14 | 24 | .706 | 3 | 2 | 11 | 1 | .333 | 0 | 0 | 0-0 | 60 | 17 | 1 | .987 |
| 2025 | .000 | 0-0 | 0 | 0 | 0 | 0 | 0 | 0 | 0 | 0 | .000 | 0 | 0 | 0 | 0 | .000 | 0 | 0 | 0-0 | 0 | 2 | 2 | .500 |
| TOTAL | .200 | 33-18 | 70 | 13 | 14 | 2 | 0 | 7 | 18 | 37 | .529 | 6 | 4 | 25 | 1 | .300 | 0 | 0 | 0-0 | 127 | 32 | 4 | .975 |

| Year | era | w-l | app | gs | cq | sho | sv | ip | h | r | er | bb | so | 2b | 3b | hr | bf | bavg | wp | hbp | bk | sfa | sha |
|-------|-------|------|-----|----|----|-----|----|-------|-----|----|----|----|----|----|----|----|-----|------|----|-----|----|-----|-----|
| 2022 | 13.50 | 0-0 | 1 | 0 | 0 | 0/0 | 0 | 0.2 | 3 | 1 | 1 | 0 | 1 | 0 | 0 | 0 | 5 | .600 | 1 | 0 | 0 | 0 | 0 |
| 2023 | 4.24 | 5-3 | 15 | 8 | 1 | 1/0 | 0 | 51.0 | 46 | 26 | 24 | 8 | 44 | 4 | 2 | 6 | 206 | .241 | 4 | 4 | 0 | 2 | 1 |
| 2024 | 5.06 | 5-4 | 14 | 10 | 1 | 0/0 | 0 | 58.2 | 69 | 36 | 33 | 10 | 43 | 13 | 1 | 10 | 259 | .296 | 4 | 8 | 0 | 3 | 5 |
| 2025 | 4.00 | 1-1 | 2 | 2 | 0 | 0/1 | 0 | 9.0 | 9 | 5 | 4 | 1 | 8 | 1 | 0 | 0 | 39 | .273 | 0 | 2 | 0 | 1 | 2 |
| TOTAL | 4.68 | 11-8 | 32 | 20 | 2 | 1/1 | 0 | 119.1 | 127 | 68 | 62 | 19 | 96 | 18 | 3 | 16 | 509 | .275 | 9 | 14 | 0 | 6 | 8 |

Worthley, Jalen

| Year | avg | gp-gs | ab | r | h | 2b | 3b | hr | rbi | tb | slg% | bb | hbp | so | gdp | ob% | sf | sh | sb-att | po | a | e | fld% |
|-------|------|-------|----|---|---|----|----|----|-----|----|------|----|-----|----|-----|------|----|----|--------|----|----|---|-------|
| 2023 | .000 | 0-0 | 0 | 0 | 0 | 0 | 0 | 0 | 0 | 0 | .000 | 0 | 0 | 0 | 0 | .000 | 0 | 0 | 0-0 | 0 | 3 | 0 | 1.000 |
| 2024 | .000 | 0-0 | 0 | 0 | 0 | 0 | 0 | 0 | 0 | 0 | .000 | 0 | 0 | 0 | 0 | .000 | 0 | 0 | 0-0 | 1 | 7 | 0 | 1.000 |
| 2025 | .000 | 0-0 | 0 | 0 | 0 | 0 | 0 | 0 | 0 | 0 | .000 | 0 | 0 | 0 | 0 | .000 | 0 | 0 | 0-0 | 1 | 1 | 0 | 1.000 |
| TOTAL | .000 | 0-0 | 0 | 0 | 0 | 0 | 0 | 0 | 0 | 0 | .000 | 0 | 0 | 0 | 0 | .000 | 0 | 0 | 0-0 | 2 | 11 | 0 | 1.000 |

| Year | era | w-l | app | gs | cq | sho | sv | ip | h | r | er | bb | so | 2b | 3b | hr | bf | bavg | wp | hbp | bk | sfa | sha |
|-------|------|-----|-----|----|----|-----|----|------|----|----|----|----|----|----|----|----|-----|------|----|-----|----|-----|-----|
| 2023 | 8.10 | 0-0 | 10 | 0 | 0 | 0/1 | 0 | 10.0 | 14 | 9 | 9 | 7 | 8 | 0 | 0 | 1 | 53 | .333 | 1 | 3 | 0 | 1 | 0 |
| 2024 | 3.60 | 3-0 | 22 | 0 | 0 | 0/1 | 5 | 35.0 | 29 | 14 | 14 | 8 | 33 | 5 | 0 | 5 | 143 | .223 | 3 | 1 | 0 | 0 | 4 |
| 2025 | 0.00 | 1-0 | 2 | 0 | 0 | 0/0 | 0 | 3.2 | 2 | 0 | 0 | 4 | 2 | 0 | 0 | 0 | 17 | .154 | 1 | 0 | 0 | 0 | 0 |
| TOTAL | 4.25 | 4-0 | 34 | 0 | 0 | 0/2 | 5 | 48.2 | 45 | 23 | 23 | 19 | 43 | 5 | 0 | 6 | 213 | .243 | 5 | 4 | 0 | 1 | 4 |

LAST TIME A NEBRASKA HITTER HAD...

| | |
|---|--|
| Five Consecutive 3-Hit Games at Hawks Field: | Rhett Stokes (2024) |
| 4 Hits in a Game: | Cole Evans (4) at Wichita State (3/12/24) |
| Consecutive 4-Hit Games: | Ben Miller (4 & 4) vs. Maryland (4/8-9/17) |
| 5 Hits in a Game: | Gunner Hellstrom (5) at Rutgers (4/21/18) |
| 6 Hits in a Game: | Steve Edlefsen (6) vs. Iowa (4/11/06) |
| 2 Hits in an Inning: | Josh Caron (2B/HR) vs. Minnesota (4/29/23) |
| 2 Extra-Base Hits in an Inning: | Josh Caron (2B/HR) vs. Minnesota (4/29/23) |
| 7 At Bats in a Game: | C. Chick/G. Everitt/M. Anderson (7) at Minnesota (5/7/22) |
| 8 At Bats in a Game: | DJ Belfonte (8) at UL-Lafayette (15 inn.) (2/20/08) |
| 9 At Bats in a Game: | P. Kelly/C. Christensen (9) vs. Northwestern (16 inn.) (3/29/13) |
| 4 Runs in a Game: | Cam Chick (4) at Ohio State (4/3/22) |
| 5 Runs in a Game: | Steve Edlefsen at Iowa (4/11/06) |
| 6 Runs in a Game: | Craig Moore vs. Chicago State (3/16/99) |
| 3 Doubles in a Game: | Casey Burnham (3) vs. Vanderbilt (3/3/23) |
| 2 Triples in a Game: | Garrett Anglim (2) at UT Arlington (3/5/22) |
| 2 Triples in Consecutive Games: | Blake Headley vs. Northern Colo. (3/10-11/15) |
| 2 HRs in a Game: | Gabe Swansen vs. Niagara (6/1/24) |
| 3 HRs in a Game: | Garrett Anglim vs. Iowa (DH 1) (5/1/22) |
| 2 HRs in an Inning: | C. Ledbetter/B. Fusilier vs. SDSU (4th inn.) (3/13/05) |
| HRs in Consecutive At Bats: | Gabe Swansen vs. Niagara (2) (6/1/24) |
| HRs in Consecutive Innings: | Gabe Swansen vs. Northwestern (6th, 7th) (4/16/23) |
| Grand Slam: | Cole Evans at Kansas (4/9/24) |
| A Pinch-Hit Home Run: | Max Buettenback at Wichita State (3/13/24) |
| An Inside-the-Park Home Run: | Max Buettenback at Wichita State (3/13/24) |
| An Inside-the-Park Grand Slam: | Jaxon Hallmark at Kansas State (4/2/19) |
| Led Off Game with Home Run (Away): | Brice Matthews at Creighton (5/9/23) |
| Led Off Game with Home Run (Home): | Brice Matthews vs. Illinois (3/25/23) |
| A Walk-Off Home Run to Win a Game: | Cole Evans vs. Indiana (5/11/24) |
| Had a Homer and a Win, Same Game: | Ben Miller vs. Creighton (4/4/17) |
| Homered in First Career At-Bat: | Max Anderson vs. Purdue (3/5/21) |
| Homered in First Career Game: | Max Anderson vs. Purdue (3/5/21) |
| Freshman Homered in First Career Game: | Max Anderson vs. Purdue (3/5/21) |
| Back-to-Back Multi-HR Games: | Scott Schreiber vs. Penn State & at Creighton (5/15-17/16) |
| Homered in Three-Straight Games: | Gabe Swansen (3) vs. Florida (2)/Niagara (5/31-6/2/24) |
| Hit For the Cycle: | Steve Edlefsen at Iowa (4/11/06) |
| 6 RBI in a Game: | Gabe Swansen vs. Vanderbilt (2/15/24) |
| 7 RBI in a Game: | Josh Scheffert (7) at Ohio State (4/15/12) |
| 8 RBI in a Game: | Adam Bailey (8) vs. Creighton (5/18/10) |
| 9 or more RBI in a Game: | Craig Moore (10) vs. Chicago State (3/16/99) |
| 10 or More Total Bases: | Max Anderson (10) vs. Minnesota, (4/29/23) |
| 4 Walks in a Game: | Josh Caron (4) vs. Indiana (5/11/24) |
| 5 Walks in a Game: | Cam Chick at Ohio State (4/3/22) |
| 5 Strikeouts in a Game: | Kurt Farmer vs. UCLA (3/5/11) |
| 3 Stolen Bases: | Jaxon Hallmark (3) at Rutgers (5/9/21) |
| 4 Stolen Bases: | John Cole vs. Texas-San Antonio (2/26/00) |
| Stole Home: | Dylan Carey at Grand Canyon (2/25/24) |
| 3 HBP in a Game: | Riley Silva (3) at Grand Canyon (2/22/24) |
| 4 Sacrifice Bunts in Game: | Andrew Sawyers vs. Kansas State, April 4, 1998 (NCAA Record) |

LAST TIME A NEBRASKA PITCHER HAD...

| | |
|--|---|
| An Individual No-Hitter - 9 Innings: | Jackson Brockett vs. K-State (5/1/24) |
| An Individual No-Hitter - 7 Innings: | Anthony Kelley vs. Oklahoma (4/5/81) |
| <i>Note: Nate Fisher pitched 8.0 no-hit innings on March 9, 2019 at Baylor (not complete game)</i> | |
| A Combined No-Hitter: | K. Kubat (5.0), T. Niederklein (2.1), D. Vogt (1.2) vs. Arkansas (4/16/13) |
| A 2-Hit Game (individual): | Brett Sears vs. Ohio State (4/5/24) |
| A 1-Hit Game (individual): | Michael Mariot vs. Houston Baptist (Game 2) (3/13/10) |
| A 1-Hit Game (combined): | Koty Frank (6.2), Tyler Martin (1.1), Braxton Bragg (1.0) vs. BYU (4/14/22) |
| Picked off Two Base Runners in an Inning: | Aaron Bummer at The Citadel (3/1/14) |
| A Complete Game - 9 innings: | Jackson Brockett vs. Kansas State (5/1/24) |
| A Complete Game - less than 9 inn.: | Emmett Olson vs. Nicholls (7 Inn.) (3/17/23) |
| A Complete Game by a Freshman: | Matt Waldron (9 inn.) vs. Penn State (5/14/16) |
| A Complete Game by a Freshman - 9 inn.: | Matt Waldron vs. Penn State (5/14/16) |
| Consecutive Complete Games - 9 inn.: | C. DeLeon vs. Ohio State & Minn. (4/4-12/14) |
| A Complete-Game Shutout - 9 Inn.: | Jackson Brockett vs. Kansas State (5/1/24) |
| A Complete-Game Shutout - less than 9 inn.: | Tom Lemke (7 inn.) vs. Oklahoma (3/28/10) |
| Consecutive Shutouts: | Shane Komine vs. Iowa State & at Texas (4/28-5/6/00) |
| A Complete-Game Shutout by a Freshman: | Matt Waldron vs. Penn State (5/14/16) |
| Immaculate Inning: | Cade Povich vs. Michigan (1st Inning) (5/28/21) |
| A Three-Pitch Inning: | Colton Howell vs. Northwestern (4/19/14) |
| Hit 4 or More Batters in a Game: | Matt Freeman (4) vs. No. Colorado (3/24/09) |
| Hit 5 or More Batters in a Game: | Shane Komine (5) vs. Nicholls State (2/19/99) |
| 10 Strikeouts in a Game: | Mason McConaughy (10) vs. Indiana (5/11/24) |
| 10+ Strikeouts in a Game: | Jackson Brockett (12) vs. Kansas State (5/1/24) |
| 15+ Strikeouts in a Game: | Joba Chamberlain (15) vs. New Mexico (2/25/05) |
| Struck out 4 Batters in an Inning: | Michael Mariot (6th inn.) vs. Texas A&M (4/30/10) |
| Lost a Game Without Giving Up an Earned Run: | Shay Schanaman vs. BYU (4/15/22) |

LAST TIME NEBRASKA HAD...

| | |
|---|---|
| 25+ Runs: | 50 vs. Chicago State (3/16/99) |
| 20+ Runs: | 21 at UC Riverside (2/15/99) |
| 10 Runs in an Inning: | 11 at Baylor (1st) (2/14/20) |
| 20+ Hits: | 20 vs. Northwestern (4/16/23) |
| Every Husker Starter Had a Hit: | vs. Nicholls (3/17/24) |
| Every Husker Starter Scored a Run: | vs. Northern Colorado (3/8/23) |
| Every Husker Starter Had a Hit and Scored a Run: | vs. No. Colorado (3/8/23) |
| 0 Strikeouts on Offense: | vs. UNLV (3/30/14) |
| 0 Walks on Offense: | at Louisiana (2/22/25) |
| 10+ Doubles: | vs. Creighton (11) (5/18/10) |
| 9+ Doubles: | vs. Creighton (11) (5/18/10) |
| 8+ Doubles: | vs. Vanderbilt (8) (3/3/23) |
| 7+ Doubles: | vs. Vanderbilt (8) (3/3/23) |
| 3 Consecutive Doubles: | M. Waldron, J. Acker, M. Hagge at Cal Poly (3/25/17) |
| 3 Triples: | at UT Arlington (3) (3/5/22) |
| 9 HRs: | vs. Chicago State, March 16, 1999 |
| 7 HRs: | vs. Northwestern (4/16/23) |
| 6 HRs: | vs. Northwestern (4/16/23) |
| 5 HRs: | vs. Northwestern (4/16/23) |
| Back-to-Back Homers: | B. Columbus/D. Carey (8th inn.) at Rutgers (4/13/24) |
| 3 Consecutive Homers: | J. Dalton/D. Erstad/D. Dukart vs. Iowa State (5/15/94) |
| 2 Homers in an Inning: | C. Bradford/R. Stokes (4th inn.) at Creighton (4/30/24) |
| 3 Homers in an Inning: | M. Anderson/G. Swansen/E. Cervantes (3rd inn.) at Maryland (5/6/23) |
| 3 Triples: | at UT Arlington (3) (3/5/22) |
| 2 Grand Slams in a Game: | Dan Wright/Jeff Leise vs. Western Illinois (4/19/00) |
| Grand Slams in Back-to-Back Games: | M. Anderson/L. Sartori at Ohio State (4/2-3/22) |
| 10+ Stolen Bases: | 10 vs. Peru State (5/6/96) |
| 7+ Stolen Bases: | 7 vs. Kansas State (4/26/22) |
| Rallied from a 10-run deficit: | vs. North Dakota (Trailed 10-0, won 11-10) (3/30/10) |
| Rallied from a deficit of 7 runs/greater: | vs. Ohio State (Trailed 9-2, won 11-9) (5/22/21) |
| Rallied from a deficit of 6 runs/greater: | vs. Ohio State (Trailed 9-2, won 11-9) (5/22/21) |
| Rallied from a deficit of 5 runs/greater: | vs. South Alabama (Trailed 6-1, won 12-7) (3/10/24) |
| Was shut out - General: | at Iowa (8-0) (4/22/23) |
| Was shut out - At Home: | vs. Iowa (1-0) (4/29/22) |
| Was shut out - On the Road: | at Iowa (8-0) (4/22/23) |
| Held to 2 or fewer hits: | 2 vs. Iowa (4/28/24) |
| Swept a Conference Series: | at Northwestern (3-0) (3/29-31/24) |
| Were Swept in a Conference Series: | at Iowa (3-0) (4/21-23/23) |
| Were Swept in a Conference Series at Home: | Rutgers (0-3), April 8-10, 2022 |
| Allowed 2 hits or less: | vs. Kansas State (0) (5/1/24) |
| Walked 10+: | at Maryland (11) (5/7/23) |
| Walked 15+: | Wichita State (17) (3/18/16) |
| Struck out 15+ Batters: | vs. South Alabama (16 in 9 inn.) (3/10/24) |
| Struck out 30+ in a 3-Game Series: | vs. Ohio State (30) (4/5-7/24) |
| Walk-Off Win: | Cole Evans, 5-2 vs. Indiana (10 inn.) (5/11/24) |
| 2-Straight Walk-Off Wins: | Pat Kelly (Illinois) & Tanner Lubach (Ohio St.) (3/17-21/14) |
| 2-Straight Complete Games: | Chance Sinclair & Aaron Bummer (Ohio State) (4/4-5/14) |
| 3-Straight Complete Games: | C. DeLeon, C. Sinclair & A. Bummer (Ohio St.), (4/4-6/14) |
| A Player Ejection: | Michael Pritchard vs. UC Irvine (DH 1) (3/15/14) |
| A Head Coach Ejection: | Will Bolt at Kansas (4/9/24) |
| An Assistant Coach Ejection: | Eric Newman vs. Kansas (4/20/08) |
| Turned a Triple Play: | vs. Northern Colorado (3/27/07) |
| Had a Triple Play Turned Against: | vs. Michigan State (5/13/17) |
| 7 Errors in a Game: | vs. Kansas State (3/11/97) |
| 6 Errors in a Game: | vs. Michigan (6) (5/25/19) |
| 5 Errors in a Game: | vs. South Alabama (5) (3/10/24) |
| Scored in every inning (9 inn.): | vs. Texas Tech (W, 12-8) (5/23/02) |
| Lost a game without giving up an earned run: | vs. BYU (Lost 3-2) (4/25/22) |

LAST TIME A NEBRASKA OPPONENT HAD...

| | |
|---|--|
| 4 Hits in a Game: | Jack Frank (4) at Michigan State (5/18/24) |
| 5 Hits in a Game: | Matt Woods (5) at Maryland (5/7/23) |
| 7 RBI in a Game: | Nick Lorusso (8) at Maryland (5/7/23) |
| Hit for the Cycle: | Parker Coddou vs. Nicholls (3/19/23) |
| 2 Home Runs: | Thatcher Kozal vs. South Dakota State (5/8/24) |
| 3 Home Runs: | Jeff Larish at Arizona State (6/21/05) |
| 3 Home Runs in a Series: | Nick Lorusso at Maryland (5/5-7/23) |
| A Grand Slam: | Teddy Deters vs. Creighton (4/16/24) |
| 2 Grand Slams in a Game: | at Wichita State (3/2/18) |
| 3 Grand Slams in a Series: | at Wichita State (3/2-4/18) |
| Back-to-Back Homers: | C. Shelton/L. Heyman vs. Florida (7th inn.) (6/2/24) |
| Back-to-Back-to-Back Homers: | Michigan (5th inn.) (3/25/22) |
| Back-to-Back-to-Back-to-Back Homers: | Michigan (5th inn.) (3/25/22) |
| A Walk-Off Homer: | Eli Wilson at Minnesota (3/29/19) |
| Team Hit 9 HR in a Game: | at Missouri (4/1/98) |
| 10+ Runs in an Inning: | Rutgers (10 in the 7th) (4/10/22) |
| 20+ Hits in a Game: | at Maryland (20) (5/7/23) |
| Stole Home: | Bobby Whalen, at Indiana (4/23/22) |
| A One-Hitter: | Matt Smith, Oklahoma State (4/24/98) |
| A No-Hitter: | Jim Maddock, Missouri (13-0) (5/3/81) |
| A Complete Game (9 innings): | Andrew Herrmann at Louisiana (2/22/25) |
| 10 Strikeouts in a Game: | Brody Brecht (11), vs. Iowa (4/28/24) |
| Walk-Off Win: | at Rutgers, 7-6 (RBI Single in 11th) (4/12/24) |
| Two Walk-Off Wins in a Series: | at Minnesota [Games 1 (HR) & 3 (WP)] (3/29-31/19) |
| 7 Errors in a Game: | vs. Northwestern (7) (3/31/13) |



#0 CAYDEN BRUMBAUGH
RJR. • UTIL



#1 RILEY SILVA
Sr. • OF



#4 JOSHUA OVERBEEK
Sr. • INF



#5 ROBBY BOLIN
Jr. • OF



#6 PRYCE BENDER
Fr. • RHP



#9 RHETT STOKES
Sr. • INF



#10 HOGAN HELLIGSO
Sr. • C



#11 MAX BUETTENBACK
So. • UTIL



#12 CAEL FROST
Sr. • OF



#13 WILL JESSEKE
So. • UTIL



#14 CASE SANDERSON
So. • UTIL



#15 DYLAN CAREY
Jr. • INF



#16 DEVIN NUNEZ
Fr. • INF



#17 HAYDEN LEWIS
RSo. • OF



#18 KANON SUNDGREN
Jr. • C



#20 TY HORN
So. • RHP



#21 JARON COTTON
Jr. • INF



#23 BLAKE ENCARNACION
Fr. • RHP



#24 CALEB CLARK
Jr. • LHP



#25 DREW CHRISTO
Sr. • RHP



#26 TJ COATS
So. • RHP



#28 LUKE BRODERICK
Jr. • RHP



#30 WILL WALSH
RSr. • LHP




#32 TUCKER TIMMERMAN
So. • RHP



#33 JACKSON BROCKETT
Sr. • LHP



#34 COLIN CYMBALISTA
Jr. • C



#35 RYAN HARRAHILL
So. • RHP



#36 GRANT CLEAVINGER
Jr. • LHP



#37 J'SHAWN UNGER
Fr. • RHP



#39 CARSON JASA
RFR. • RHP



#41 CHASE OLSON
Fr. • LHP



#42 JALEN WORTHLEY
Jr. • LHP



#43 AIDEN LIESER
Fr. • RHP



#44 GABE SWANSEN
Sr. • OF



#45 CASEY DAISS
Jr. • RHP



#46 AIDEN WHITE
Fr. • LHP



#47 COLIN NOWACZYK
Fr. • LHP



#50 GAVIN BLACHOWICZ
Fr. • RHP



#51 MASON MCCONNAUGHEY
Jr. • RHP



#55 TYLER STONE
Sr. • INF



WILL BOLT
Head Coach



ROB CHILDRESS
Assistant Coach



LANCE HARVELL
Assistant Coach



MIKE SIRIANNI
Assistant Coach