

NEBRASKA

SOFTBALL



BIG RED SPRING FLING

SATURDAY	SUNDAY
vs. Northern Iowa 11 a.m. (Central) <i>Video: B1G+</i>	vs. Northern Iowa 4 p.m. (Central) <i>Video: B1G+</i>
vs. Northern Colorado 1:30 p.m. (Central) <i>Video: B1G+</i>	vs. South Dakota State 6:30 p.m. (Central) <i>Video: B1G+</i>

Live audio of every Nebraska game available on Huskers.com & the Huskers app

The No. 20 Nebraska softball team will make its home debut this weekend, as it hosts the Big Red Spring Fling. NU will play four games over the course of three days, including two rematches -- Northern Colorado and South Dakota State -- from earlier this season.

In a change from the original schedule, the Huskers will open the tournament against Northern Iowa at 11 a.m. (CT) on Saturday and will play against Northern Colorado at 1:30 p.m. (CT), also on Saturday. NU will play two games on Sunday -- one against Northern Iowa at 4 p.m. (CT) and one against South Dakota State at 6:30 p.m. (CT).

Last weekend, the Huskers competed at the Shocker Invitational and grabbed wins over South Dakota State (8-5, 8 inn.), Wichita State (15-0, 5 inn.) and Missouri (10-9). NU fell to Oklahoma State (0-1) and Missouri (1-7).

The Big Red was tabbed No. 20 by the NFCA this week, along with No. 18 by Softball America, No. 19 by ESPN and No. 20 by D1 Softball.

All four games this week will be streamed on B1G+. Every game this season will have a free radio broadcast with Nate Rohr on the call. The radio broadcast is available at Huskers.com/ listen and on the official Huskers app. All concessions at Bowlin Stadium are cashless and re-entry to the stadium will not be allowed. Game day information can be found at huskers.com/softball-game-day-information.

LEADING OFF

- The Big Red is 25-13 all time at its home tournaments, including a 5-1 record at the 2007 Big Red Tournament.
- Nebraska has posted winning records at every tournament so far this season -- 3-2 at the NFCA Leadoff Classic, 5-0 at the Troy Cox Classic, 4-2 at the Mary Nutter Collegiate Classic and 3-2 at the Shocker Invitational.
- The Huskers are ranked No. 20 in the NFCA Poll. NU has been ranked every week this season.
- Lauren Camenzind is expected to make her 100th career start on Thursday, while Katelyn Caneda's next hit will be the 100th of her career.
- Jordy Bahl notched her 50th career victory against Wichita State. She is 20 strikeouts away from 500 in her career.
- Nebraska now has 11 run-rule victories on the season, which is believed to be tied for third in the NCAA.
- The Huskers have hit at least one home run in each of their 15 victories this year.
- NU has scored at least 10 runs in 11 of its 21 games so far this season.
- Nebraska has had the most home runs in the NCAA for four straight weeks going into the Big Red Spring Fling.

HUSKERS TO WATCH



Jordy Bahl pitched 20.0 innings at the Shocker Invitational and compiled a record of 3-1 on the weekend. Offensively, she hit .529 with five runs scored, four RBIs, two doubles and a homer.



Hannah Camenzind hit .500 at the Shocker Invitational and hit two home runs, her first as a Husker. She added four hits and four runs scored while also pitching 9.2 innings.

2025 SCHEDULE (15-6, 0-0 B1G)

NFCA Leadoff Classic (Clearwater, Fla.)

Feb. 6	vs. #6 Tennessee	W, 7-1
Feb. 7	vs. Southern Mississippi	W, 12-2 (5)
Feb. 7	vs. Bethune-Cookman	W, 9-1 (5)
Feb. 8	vs. #13 Texas Tech	L, 5-6
Feb. 9	vs. #24 Mississippi State	L, 0-3

Troy Cox Classic (Las Cruces, N.M.)

Feb. 14	vs. Texas A&M - CC	W, 20-1 (5)
Feb. 14	at New Mexico State	W, 10-0 (6)
Feb. 15	vs. Montana	W, 13-5 (6)
Feb. 15	vs. Northern Colorado	W, 10-0 (5)
Feb. 16	vs. Montana	W, 16-3 (5)

Mary Nutter Collegiate Classic (Cathedral City, Calif.)

Feb. 20	vs. Baylor	W, 4-1
Feb. 20	vs. #4 UCLA	L, 1-9 (6)
Feb. 21	vs. #11 Duke	L, 0-3 (8)
Feb. 22	vs. San Jose State	W, 12-4 (6)
Feb. 22	vs. Howard	W, 11-1 (5)
Feb. 23	vs. Utah	W, 10-2 (5)

Shocker Invitational (Wichita, Kan.)

Feb. 28	vs. South Dakota State	W, 8-5 (8)
Feb. 28	vs. #16 Oklahoma State	L, 0-1
March 1	vs. Missouri	L, 1-7
March 1	at Wichita State	W, 15-0 (5)
March 2	vs. Missouri	W, 10-9

Big Red Spring Fling (Bowlin Stadium)

March 8	Northern Iowa	11 a.m.
March 8	Northern Colorado	1:30 p.m.
March 9	Northern Iowa	4 p.m.
March 9	South Dakota State	6:30 p.m.

March 14	at Ohio State	5 p.m.
March 15	at Ohio State	1 p.m.
March 16	at Ohio State*	12 p.m.

March 21	Minnesota	5 p.m.
March 22	Minnesota	1 p.m.
March 23	Minnesota	12 p.m.

March 26	at Omaha	5 p.m.
March 29	Purdue	1 p.m.
March 30	Purdue	5 p.m.
March 31	Purdue	4 p.m.

April 4	at Iowa	5 p.m.
April 5	at Iowa	2 p.m.
April 6	at Iowa	1 p.m.

April 9	Creighton	6 p.m.
April 12	at Northwestern	TBA
April 13	at Northwestern	4 p.m.
April 14	at Northwestern	TBA

April 18	Indiana	5 p.m.
April 19	Indiana	1 p.m.

April 25	at Washington	8 p.m.
April 26	at Washington	TBA
April 27	at Washington	3 p.m.

May 2	Maryland	5 p.m.
May 3	Maryland	1 p.m.
May 4	Maryland	12 p.m.

May 7-10 at Big Ten Tournament (West Lafayette, Ind.)

*game will not count toward Big Ten standings

NEBRASKA SOFTBALL FACTS

UNIVERSITY INFORMATION

Location	Lincoln, Neb.
Population	293,678
Founded	1869
Enrollment	24,431
Nickname	Cornhuskers, Huskers
Colors	Scarlet & Cream
Conference	Big Ten
Director of Athletics	Troy Dannen

ATHLETIC COMMUNICATIONS

Softball Contact	Paige Trutna
E-Mail	ptrutna2@huskers.com
Cell Phone	(402) 429-7576

2025 COACHING STAFF

Head Coach	Rhonda Revelle
Nebraska Record	1,127-665 (33rd year)
Career Record	1,135-681 (34th year)
Assoc. Head Coach	Lori Sippel (36th year)
Assistant Coach	Diane Miller (17th year)
Assistant Coach	Olivia Ferrell (2nd year)
Graduate Assistant	Allie Light (1st year)
Director of Operations	Erin Bohling (5th year)

2024 SEASON REVIEW

Overall Record	30-23
Big Ten Record (Finish)	12-9 (4th)
NCAA Record (Finish)	N/A

2025 TEAM OUTLOOK

Letterwinners Returning/Lost	14/8
Total Starters Returning/Lost	5/5
Position Starters Returning/Lost	5/3
Starting Pitchers Returning/Lost	0/2
Returning All-Conference Players	7*
Returning All-Region Players	6*
Returning All-Americans	1*
Newcomers	11

*includes honors at a player's previous school

STADIUM INFORMATION

Home Stadium	Bowlin Stadium
Record at Bowlin Stadium	274-120 (.695)

PROGRAM HISTORY

First Year of Softball	1976
All-Time Record	1,608-960 (.618)
All-Time Conference Record	454-327 (.581)
Big Ten Record	173-118 (.594)
Overall Conference Titles	20
Big Eight Titles	12
Big 12 Titles	6
Big Ten Titles	2
NCAA Tournament Appearances	26
WCWS Appearances	7
NCAA Tournament Record	65-56 (.537)
NCAA Regional Record	55-39 (.585)
NCAA Super Regional Record	2-3 (.400)
WCWS Record	8-14 (.363)
NFCA All-Americans	30
CSC Academic All-Americans	31

PRONUNCIATION GUIDE

Katelyn Canada	kuh-NAY-duh
Hannah/Lauren Camenzind	Cam-en-zin-d
Ava Kuszak	KOOS-zak
McKinley Malecha	muh-LECK-uh
Carlie Muhlbach	Mule-bock
Caitlin Olensky	oh-LEN-ski
Rhonda Revelle	ruh-VELL
Lori Sippel	Sih-pull
Abbie Squier	SKWHY-er
Malia Thoms	TOMES
Talia Tokheim	TALL-yuh TOKE-heim
Haidyn Warner	WERE-nerr

NEBRASKA ROSTER & SCHEDULE NOTES

• Nebraska's roster features 25 players, tied for the largest roster in school history. The roster features 10 Nebraska natives.

• Nebraska's squad is made up of three seniors, 11 juniors, six sophomores and five freshmen. The junior class is the largest of its kind in program history.

ALL-REGION PLAYERS

- Jordy Bahl, RHP/UTL*
 - Ava Bredwell, C
 - Lauren Camenzind, INF*
 - Katelyn Canada, INF
 - Ava Kuszak, INF*
 - Abbie Squier, OF
- *all-region selection at previous school

ALL-CONFERENCE PLAYERS

- Jordy Bahl, RHP/UTL*
 - Ava Bredwell, C
 - Hannah Camenzind, LHP/UTL*
 - Katelyn Canada, INF
 - Ava Kuszak, INF*
 - Kylee Magee, RHP*
 - Abbie Squier, OF
- *all-conference selection at previous school

2025 TEAM CAPTAINS

- Jordy Bahl, Jr.
- McKinley Malecha, Sr.
- Abbie Squier, Sr.

• **Rhonda Revelle** has won more games than any other head coach (male or female) in the history of Husker Athletics. Entering the 2025 season, Revelle has the sixth-most wins of any active Division I head coach. Revelle is in her 33rd season and is the longest-tenured head coach in Husker Athletics history.

• Associate Head Coach **Lori Sippel** is in her 36th year at Nebraska. Sippel is the

longest-tenured female assistant coach in the history of Nebraska Athletics.

• Revelle (1981-83) and Sippel (1985-88) also played for NU. Including their playing and coaching careers, Revelle and Sippel have been a part of 1,431 of Nebraska's 1,608 all-time victories (89 percent).

• Assistant coach **Diane Miller** rounds out the Husker coaching staff. In her 17th season, Miller has helped Nebraska's offense set more than 40 school records.

• The Huskers are scheduled to play 50 regular-season games in 2025, including 16 home games, 19 neutral-site games and 15 away games. This will mark the second straight year that NU will have more home games than true road games on the schedule.

• Nebraska will play a 22-game Big Ten schedule in 2025. This year marks the first season that Oregon, UCLA and Washington have joined the conference. The Huskers will play three-game series against Minnesota, Purdue, Iowa, Northwestern, Washington and Maryland. NU will host Indiana for a two-game series and will play three games against Ohio State, with two counting toward conference standings. The Big Red will also face UCLA at the Mary Nutter Collegiate Classic – that game will not count toward the Big Ten standings.

• The 2025 Big Ten Tournament will be held in West Lafayette, Ind., from May 7-10.

2025 NEBRASKA NUMERICAL ROSTER

NO.	NAME	POS.	B/T	HT.	YR.	HOMETOWN
00	McKinley Malecha	C	R/R	5-8	Sr.	Lakeville, Minn.
1	Olivia DiNardo	C/UTL	L/R	5-7	Jr.	San Mateo, Calif.
2	Lauren Camenzind	INF/C	R/R	5-7	Jr.	Valley, Neb.
3	Bella Bacon	INF	R/R	5-10	Jr.	Omaha, Neb.
4	Malia Thoms	INF/OF	L/R	5-4	So.	Lincoln, Neb.
5	Macie Vickers	C	R/R	5-7	Fr.	Escalon, Calif.
7	Ava Kuszak	INF	R/R	5-7	Jr.	Broomfield, Colo.
8	Abbie Squier	OF	R/R	5-7	Sr.	Lincoln, Neb.
9	Hannah Camenzind	LHP/UTL	L/L	5-7	Jr.	Valley, Neb.
11	Talia Tokheim	OF	R/R	5-7	Jr.	San Carlos, Calif.
14	Kacie Hoffmann	OF	L/L	5-9	Jr.	Elkhorn, Neb.
15	Kennadi Williams	UTL	R/R	5-4	Fr.	Lincoln, Neb.
18	Nessa McMillen	OF/UTL	R/R	5-9	Fr.	Blair, Neb.
22	Caitlin Olensky	LHP	L/L	5-5	So.	Montville, N.J.
24	Ava Bredwell	C	R/R	5-7	Sr.	Shawnee, Kan.
26	Alina Felix	OF	L/R	5-7	Jr.	Tucson, Ariz.
27	Natalia Hill	INF/OF	R/R	5-3	Fr.	Norwalk, Calif.
29	Samantha Bland	INF	R/R	5-7	So.	Chino Hills, Calif.
31	Kylee Magee	RHP	R/R	5-9	So.	Anaheim, Calif.
33	Emmerson Cope	RHP/UTL	R/R	5-11	So.	Topeka, Kan.
55	Dakota Carter	OF	R/R	5-6	Jr.	Eastvale, Calif.
66	Katelyn Canada	INF	L/R	5-2	Jr.	Cerritos, Calif.
72	Carlie Muhlbach	C/UTL	R/R	5-7	Fr.	Gretna, Neb.
77	Haidyn Warner	C	R/R	5-9	Jr.	Oro Valley, Ariz.
98	Jordy Bahl	RHP/UTL	R/R	5-8	Jr.	Papillion, Neb.

BACK AT BOWLIN STADIUM

The Nebraska softball team is set for its home opener on Thursday, March 6, against Northern Colorado, and is spending its 24th season at Bowlin Stadium.

- The Huskers lost last year's home opener against Wichita State by a score of 7-1. However, NU won its three previous home openers, dating back to 2021.
- The Huskers own a 274-120 all-time record at Bowlin Stadium. Nebraska has posted a winning record at Bowlin Stadium every season except 2019 (7-9) and 2020, when the season was canceled prior to NU playing a home game.
- Overall, NU owns a 17-5 record in its first home game of the season since Bowlin Stadium opened in 2002.
- Bowlin Stadium underwent numerous renovations this offseason, most notably in the form of 456 new seats for fans. The stadium also added a new ticketing office and more sites for concessions. Nebraska has sold almost 1,300 season tickets for the 2025 season.

HUSKER HOME RUN QUICK HITTERS

The Nebraska softball team has enjoyed a solid start to the season from the plate, most notably with its home run numbers.

- Nebraska leads the nation with 45 home runs in only 21 games.
- NU is on pace to hit 107 home runs in a 50-game regular season. The school record for home runs in a season is 76 in 2022, and the Big Ten record is 118 by Michigan in 2015 (68 games).
- A total of 13 Huskers have hit a home run this season, including 12 players with multiple home runs.
- The Huskers have homered five times in a game on four occasions this season, including three consecutive games to open the Troy Cox Classic.
- Nebraska has produced 10 innings this season with multiple home runs, including five innings with three or more home runs.
- Nebraska has hit back-to-back home runs five times this season, including three times with three consecutive home runs that includes a school-record four straight home runs against San Jose State on Feb. 22.
- **Ava Kuszak (twice), Jordy Bahl, Abbie Squier** and **Emmerson Cope** have all had a multi-homer game this season, including a three-home run game from Kuszak against Montana on Feb. 16 which tied the Nebraska and Big Ten records for home runs in a game.
- Kuszak has hit more home runs herself (12) than 167 NCAA Division I teams and more than six Big Ten schools.
- Together, Kuszak (12) and Jordy Bahl (7) have combined for 19 home runs. Their two-player combined total of 19 home runs would rank 47th among all NCAA Division I teams this spring and would be more than 10 Big Ten schools have hit as a team.
- Eleven Huskers – Bahl, Kuszak, Squier, , **Bella Bacon, Alina Felix, Malia Thoms, Olivia DiNardo, Hannah Camenzind, Ava Bredwell, Alina Felix** and **Samantha Bland**, – have already matched or exceeded their career highs in home runs.

NEBRASKA'S INDIVIDUAL NATIONAL AND CONFERENCE RANKS

Stat	Player	National Rank	Big Ten Rank	Value
Home Runs	Ava Kuszak	1	1	12
Complete Games	Jordy Bahl	1	1	8
Extra Base Hits	Jordy Bahl	1	1	18
Home Runs per Game	Ava Kuszak	1	1	0.63
Total Bases	Jordy Bahl	4	2	65
Slugging Percentage	Ava Kuszak	5	1	1.105
Total Bases	Ava Kuszak	6	3	63
RBI's per Game	Ava Kuszak	8	1	1.58
Doubles	Jordy Bahl	8	1	9
Wins	Jordy Bahl	8	3	8
Strikeouts	Jordy Bahl	9	2	80
Slugging Percentage	Jordy Bahl	9	3	1.066
Extra Base Hits	Ava Kuszak	12	2	15
Runs Per Game	Ava Kuszak	12	1	1.32
RBI's	Ava Kuszak	13	2	30
Hits	Jordy Bahl	14	3	31
Runs	Ava Kuszak	21	3	25

NEBRASKA BY THE NUMBERS

65 NCAA TOURNAMENT WINS
Nebraska has won 65 games in its 26 NCAA Tournament appearances (65-56). The 65 postseason wins rank 20th in NCAA history.

31 ACADEMIC ALL-AMERICANS
Huskers have combined to earn 31 Academic All-America honors, a total that ranks third among all Division I softball programs.

30 ALL-AMERICANS
A total of 18 Huskers have combined for 30 All-America awards, including eight multi-time All-Americans.

26 NCAA TOURNAMENTS
The Huskers have made 26 appearances in the NCAA Tournament, including 13 straight from 1995 to 2007. Nebraska's 26 postseason appearances rank 14th in NCAA history.

24 REVELLE ALL-AMERICANS
Rhonda Revelle has guided 15 players to a total of 24 All-America honor in her first 32 seasons as Nebraska's head coach.

20 CONFERENCE TITLES
Nebraska has won a total of 20 conference championships. The Huskers won 12 Big Eight titles, six Big 12 crowns and have captured a pair of Big Ten titles.

15 TOP-25 RANKINGS
Nebraska has been ranked in the final NFCA poll in 15 of the 29 years the poll has existed. The Huskers were one of only six teams nationally to be ranked in the final poll in each of the first 12 years it existed (1995 to 2006).

15 REVELLE ACADEMIC ALL-AMERICANS
Rhonda Revelle has produced 15 academic All-Americans at Nebraska. That total ranks fourth among all active Division I softball head coaches.

7 WCWS APPEARANCES
Nebraska has advanced to the Women's College World Series seven times to rank 15th in NCAA history.

4 SOFTBALL OLYMPIANS
Four former Huskers have competed in the Olympics, combining for five Olympic Games. A fifth Husker (Taylor Edwards) was a 2020 Olympic alternate for Team USA.

COLLEGE SOFTBALL POLLS

USA TODAY/NFCA COACHES POLL

Rk.	Team	Record	Pts.	Prev.
1.	Texas (22)	20-1	762	1
2.	Oklahoma (5)	19-0	740	2
3.	Florida (4)	23-1	725	3
4.	LSU	18-1	655	5
5.	Texas A&M	20-2	617	6
6.	UCLA	18-4	603	4
7.	Tennessee	19-3	592	7
8.	Florida State	16-3	517	9
9.	Arizona	21-2	510	12
10.	Arkansas	19-1	495	11
11.	South Carolina	19-0	462	19
12.	Oregon	20-1	419	14
13.	Georgia	18-2	414	10
14.	Duke	14-6	365	8
15.	Oklahoma State	14-4	328	16
16.	Texas Tech	18-6	310	13
17.	Virginia Tech	17-4	293	15
18.	Auburn	19-1	281	20
19.	Stanford	14-3	246	17
20.	Nebraska	15-6	185	18
21.	Mississippi State	18-3	177	21
22.	Alabama	15-6	120	22
23.	Kentucky	14-6	46	24
24.	Florida Atlantic	19-4	38	25
25.	Ole Miss	18-3	36	RV

ESPN.COM/USA SOFTBALL POLL

Rk.	Team	Record	Pts.	Prev.
1.	Oklahoma (16)	19-0	610	1
2.	Texas (5)	20-1	603	2
3.	Florida (4)	23-1	577	3
4.	Texas A&M	20-2	517	5
5.	LSU	18-1	516	6
6.	UCLA	18-4	480	4
7.	Arizona	21-2	466	10
8.	Tennessee	19-3	453	7
9.	Florida State	16-3	427	8
T-10.	Arkansas	19-1	371	12
T-10.	South Carolina	19-0	371	21
12.	Oregon	20-1	367	14
13.	Oklahoma State	14-4	323	15
14.	Georgia	18-2	301	11
15.	Texas Tech	18-6	266	13
16.	Duke	14-6	241	9
17.	Auburn	19-1	217	19
18.	Virginia Tech	17-4	207	17
19.	Nebraska	15-6	201	16
20.	Stanford	14-3	165	18
21.	Alabama	15-6	142	22
22.	Mississippi State	18-3	98	20
23.	Virginia	15-5	59	25
24.	Liberty	16-4	48	24
25.	Ole Miss	18-3	37	RV

HUSKERS IN THE RECORD BOOKS

The Nebraska softball team has set numerous program bests, both team and individual, so far this season.

- The Big Red scored 10+ runs in five straight games from Feb. 14-16 for the first time in program history.
- NU notched five home runs in three straight games for what is believed to be the first time in school history.
- In the Huskers' game against San Jose State at the Mary Nutter Collegiate Classic, they hit four straight home runs for the first time in program history.
- Nebraska scored 102 runs in its first 10 games of the season, which marked the quickest the team has hit the 100-run milestone.
- **Ava Kuszak** posted three home runs in the second game against Montana and is now tied with Kaylan Jablonski and Christie McCoy for the school record.

NEBRASKA'S TEAM NATIONAL AND CONFERENCE RANKS

Stat	National Rank	Big Ten Rank	Value
Home Runs	1	1	45
Home Runs per Game	1	1	2.14
Slugging Percentage	8	1	.647
Total Runs	9	2	174
RBIs	12	2	154
Hits	13	2	198
RBIs per Game	14	1	7.33
Scoring	15	2	8.29
Run Differential	12	2	110
Strikeout-to-Walk Ratio	20	4	3.18
Batting Average	21	4	.348

BAHL SOLID AT THE PLATE

Nebraska softball pitcher and utility player **Jordy Bahl** has not only had an impact in the circle, but her offense is a force to be reckoned with.

- Jordy Bahl leads the country in extra-base hits this week and ranks in the top 20 nationally in doubles (8th), total bases (4th), slugging percentage (9th) and hits (14th).
- Bahl is tied for first in the country with 18 extra-base hits on the season. She is tied with Taylor Shumaker of Florida and Julia Knowler of Clemson.
- On the season, 18 of Bahl's 31 hits have gone for extra bases. She averages an extra-base hit every 3.4 at bats and almost one extra-base hit per game.
- Bahl has nearly as many hits herself as she has allowed as a pitcher. Bahl has 31 hits in 61 at bats at the plate and in the circle, she has allowed only 34 hits in 247 opponent at bats.
- Bahl has also scored more runs herself (24) than she has allowed (23) in 63.2 innings in the circle.

THE LAST TIME A HUSKER

Had 6+ At Bats	5 players vs. Wisconsin (5/8/16)
Had 5+ Hits	Brooke Andrews (5) vs. Northern Colorado (3/17/24)
Scored 4+ Runs	Billie Andrews (4) vs. Northern Colorado (3/17/24)
Had 3+ Doubles	Cam Ybarra (4) vs. Lehigh (3/7/20)
Had 2+ Homers	Ava Kuszak (3) at Wichita State (3/1/25)
Had 3+ Homers	Ava Kuszak (3) vs. Montana (2/16/25)
Homered in 1st Career AB	Hailey Decker vs. UIC (2/8/13)
Stole 3+ Bases	Nikki Haget (3) vs. La Salle (3/12/11)
Drew 4+ Walks	Billie Andrews (4) vs. Rutgers (4/2/22)
Had 3+ HBP	Samantha Owen (3) vs. Pittsburgh (2/17/19)
Had 5+ RBIs	Ava Kuszak (5) vs. Missouri (3/2/25)
Threw a No-Hitter	Jordy Bahl vs. Northern Colorado (5 inn., 2/15/25)
Threw a Perfect Game	Ashley DeBuhr vs. Iowa St. (4/13/05)
Had 10+ Strikeouts	Jordy Bahl (10) vs. Duke (2/21/25)
Had 15+ Strikeouts	Ashley Hagemann (17) at Omaha (4/19/12)
Had a 10-Game Hit Streak	Brooke Andrews (11) in 2023
Had a 15-Game Hit Streak	Billie Andrews (19) in 2024
Had a 20-Game Hit Streak	Billie Andrews (23) in 2022
Had a 25-Game Hit Streak	Taylor Edwards (25) in 2013-14

WHAT NEBRASKA RETURNS IN 2025

Nebraska's 2025 roster consists of 25 total athletes. Fourteen of those are returners.

- The Huskers welcome back 14 letterwinners from last season – Bella Bacon, Jordy Bahl, Samantha Bland, Ava Bredwell, Katelyn Caneda, Dakota Carter, Emmerson Cope, Alina Felix, Mckinley Malecha, Caitlin Olensky, Abbie Squier, Malia Thoms, Talia Tokheim and Haidyn Warner.
- NU returns half of its starting lineup from 2024 in outfielder **Samantha Bland**, catcher **Ava Bredwell**, first baseman **Bella Bacon**, second baseman **Katelyn Caneda** and designated player **Emmerson Cope**.
- Nebraska returns three of its top five hitters from 2024 – **Ava Bredwell** (.329), **Emmerson Cope** (.304) and **Alina Felix** (.302).
- Returners **Ava Bredwell**, **Samantha Bland**, **Bella Bacon** and **Katelyn Caneda** each started in more than 95 percent of the Huskers' games last season.

HUSKERS HIT THE PORTAL

Nebraska utilized the transfer portal this offseason, bringing in six new players -- **Hannah** and **Lauren Camenzind** and **Kacie Hoffmann** from Arkansas, **Olivia DiNardo** from Arizona, **Kylee Magee** from Arizona State and **Ava Kuszak** from Wisconsin.

- **Hannah Camenzind** was a second-team All-SEC member in 2023. Over her two seasons with the Razorbacks, she posted a 14-3 record with 3.11 ERA over 119.1 total innings. At the plate, she batted .308.
- **Lauren Camenzind** was a third-team NFCA All-South Region member in 2023. Over her two seasons at Arkansas, she played in 86 games (79 starts) at both catcher and shortstop.
- **DiNardo** racked up numerous accolades during her two years at Arizona. She was a second-team NFCA All-West Region member in 2023 and a Third-Team member in 2024 and was named a Second-Team All-Pac-12 and Pac-12 All-Freshman Team honoree in 2023. Over the course of two seasons with the Wildcats, DiNardo started 102 games and built up a batting average of .340, along with 15 doubles, 20 home runs and 74 RBIs.
- **Hoffmann** played in 106 games with 96 starts during her time with Arkansas. She hit .244 and logged 16 doubles, 15 home runs and 47 RBIs.
- **Kuszak** earned second-team All-Big Ten honors and third-team NFCA All-Great Lakes Region accolades in 2024. During her two seasons at Wisconsin, she played in 76 games with 65 starts and notched 16 doubles, 10 home runs and 33 RBIs on a .278 batting average.
- **Magee** was named a member of the Pac-12 All-Freshman Team at Arizona State in 2023. She suffered an injury early in the 2024 season. She pitched in 27 games with 24 starts and compiled a 3.51 ERA and two saves, along with striking out 79 batters in 89.2 innings.

THE LAST TIME NEBRASKA...

Beat a No. 1 Team	vs. No. 1 Michigan (1-0 on 4/8/16)
Beat a Top-5 Team	vs. No. 1 Michigan (1-0 on 4/8/16)
Beat a Top-10 Team	vs. No. 6 Tennessee (7-1 on 2/6/25)
Beat a Ranked Team	vs. No. 6 Tennessee (7-1 on 2/6/25)
Won When Trailing After 6 Innings	vs. South Dakota State (2/28/25)
Lost When Leading After 6 Innings	vs. No. 13 Texas Tech (2/8/25)
Scored 10+ Runs	vs. Missouri [10] (3/2/25)
Scored 15+ Runs	at Wichita State [15] (3/1/25)
Scored 20+ Runs	vs. Texas A&M-Corpus Christi (2/14/25)
Allowed 10+ Runs	at Michigan [11] (4/21/24)
Allowed 15+ Runs	vs. Wichita State [17] (3/2/24)
Allowed 20+ Runs	vs. Northwestern [22] (4/27/23)
Recorded 15+ Hits	vs. Montana [17] (2/16/25)
Recorded 20+ Hits	at Maryland [21] (4/3/16)
Hit 6+ Doubles	vs. Montana [6] (2/17/24)
Hit 4+ Home Runs	at Wichita State [4] (3/1/25)
Stole 6+ Bases	at Purdue [6] (4/13/19)
Drew 10+ Walks	vs. Omaha [10] (2/11/22)
Was No-Hit	at No. 24 Minnesota (4/7/21)

COLLEGE SOFTBALL POLLS

D1 SOFTBALL POLL

Rk.	Team	Record	Prev.
1.	Oklahoma	19-0	1
2.	Texas	20-1	2
3.	Florida	23-1	3
4.	Arizona	21-2	7
5.	Texas A&M	20-2	4
6.	LSU	18-1	5
7.	Tennessee	19-3	9
8.	UCLA	18-4	6
9.	South Carolina	19-0	21
10.	Arkansas	19-1	13
11.	Florida State	16-3	10
12.	Oklahoma State	14-4	12
13.	Oregon	20-1	11
14.	Duke	14-6	8
15.	Virginia Tech	17-4	18
16.	Georgia	18-2	14
17.	Auburn	19-1	23
18.	Texas Tech	18-6	15
19.	Stanford	14-3	17
20.	Nebraska	15-6	16
21.	Alabama	15-6	25
22.	Clemson	14-6	NR
23.	Virginia	15-5	NR
24.	Mississippi State	18-3	19
25.	Liberty	16-4	24

SOFTBALL AMERICA POLL

Rk.	Team	Record	Prev.
1.	Texas	20-1	1
2.	Oklahoma	19-0	2
3.	Florida	22-1	3
4.	Arizona	21-2	7
5.	Texas A&M	20-2	5
6.	LSU	18-1	6
7.	UCLA	18-4	4
8.	Florida State	16-3	9
9.	South Carolina	19-0	17
10.	Arkansas	19-1	10
11.	Oregon	20-1	13
12.	Tennessee	19-3	12
13.	Oklahoma State	14-4	15
14.	Duke	14-6	8
15.	Georgia	18-2	12
16.	Texas Tech	18-6	14
17.	Auburn	19-1	19
18.	Nebraska	15-6	16
19.	Alabama	15-6	22
20.	Virginia Tech	17-4	23
21.	Stanford	14-3	24
22.	Liberty	16-4	21
23.	Virginia	15-5	NR
24.	Mississippi State	18-3	20
25.	Clemson	14-6	NR

BIG TEN STANDINGS

Rk.	Team	Overall Record
1.	Oregon	20-1
2.	UCLA	28-4
3.	Ohio State	13-4-1
4.	Iowa	13-5
5.	Nebraska	15-6
6.	Indiana	12-5
7.	Michigan	13-6
8.	Washington	15-7
9.	Wisconsin	13-7
10.	Purdue	12-8
11.	Illinois	9-9
12.	Northwestern	9-9
13.	Minnesota	9-10
14.	Penn State	8-11
15.	Rutgers	8-13
16.	Maryland	6-10
17.	Michigan State	4-8

HUSKER CONFERENCE HISTORY

BIG EIGHT CONFERENCE (1976-1995)

Year	Record	Finish	Tournament
1977	1-4	t-4th	N/A
1978	4-3	7th	t-6th
1979	3-8	6th	t-6th
1980	8-9	4th	N/A
1981	5-6	3rd	3rd
1982	9-3	1st	1st
1983	3-7	7th	N/A
1984	6-2	1st	1st
1985	11-1	1st	1st
1986	9-3	1st	1st
1987	8-2	1st	1st
1988	7-3	1st	1st
1989	6-4	3rd	t-5th
1990	3-5	5th	2nd
1991	3-5	5th	t-4th
1992	2-6	5th	t-4th
1993	5-11	5th	N/A
1994	5-15	6th	N/A
1995	10-6	3rd	N/A
TOTAL	108-103		12 total titles

BIG 12 CONFERENCE (1996-2011)

Year	Record	Finish	Tournament
1996	10-8	4th	2nd
1997	10-6	4th	5th
1998	16-0	1st	1st
1999	10-8	4th	2nd
2000	15-2	2nd	1st
2001	16-2	1st	5th
2002	11-5	2nd	2nd
2003	10-8	6th	t-4th
2004	14-3	1st	1st
2005	9-9	7th	t-5th
2006	13-4	2nd	t-3rd
2007	10-8	5th	t-5th
2008	4-14	t-9th	2nd
2009	9-9	5th	t-5th
2010	7-11	t-6th	t-5th
2011	9-9	6th	N/A
TOTAL	173-106		6 total titles

BIG TEN CONFERENCE (2012-PRES.)

Year	Record	Finish	Tournament
2012	14-9	3rd	N/A
2013	16-6	2nd	t-3rd
2014	18-5	t-1st	t-5th
2015	17-6	3rd	2nd
2016	13-9	5th	t-5th
2017	13-10	5th	t-9th
2018	9-13	9th	t-9th
2019	9-14	t-8th	t-9th
2021	22-22	8th	N/A
2022	17-5	2nd	1st
2023	13-10	4th	t-3rd
2024	12-9	4th	t-3rd
TOTAL	173-118		2 total titles

NEBRASKA'S TRANSFERS

PLAYER	POS.	CLASS	PREVIOUS SCHOOL
Hannah Camenzind	LHP/UTL	Jr.	Arkansas
Lauren Camenzind	INF/C	Jr.	Arkansas
Olivia DiNardo	C/UTL	Jr.	Arizona
Kacie Hoffmann	OF	Jr.	Arkansas
Ava Kuszak	INF	Jr.	Wisconsin
Kylee Magee	RHP	So.	Arizona State

HUSKER TRANSFER STATS

PLAYER	G-GS	AVG.	AB	R	H	2B	HR	RBI	SLG%	OB%
Ava Kuszak	19-19	.421	57	25	24	3	12	30	1.105	.507
Lauren Camenzind	21-20	.370	54	13	20	0	0	12	.407	.460
Kacie Hoffmann	18-16	.311	45	6	14	4	3	11	.600	.404
Olivia DiNardo	17-17	.364	44	5	16	3	2	13	.568	.472
Hannah Camenzind	18-16	.333	48	13	16	2	2	12	.500	.373
TOTAL	93-88	.363	248	62	90	12	19	78	.649	.448

HUSKERS RETURNING FROM INJURIES

Nebraska faced significant adversity in 2024, as a total of six players suffered season-ending injuries, including four that are returning for the 2025 season. Additionally, Arizona State transfer Kylee Magee had to use the offseason for rehab.

- **Jordy Bahl** suffered a knee injury in the Huskers' 2024 season opener that required season-ending surgery. Bahl was a First-Team All-American, the Big 12 Pitcher of the Year and one of 10 national finalists for player of the year in 2022 and 2023.
- **Abbie Squier**, a returning All-Big Ten and all-region selection, returns after being out for the 2024 season due to surgery. In 2022 and 2023, she was the Big Red's starting left fielder.
- **Dakota Carter**, the Huskers' designated player, was deemed out for the 2024 season before it even began. In 2023, she scored 13 runs as a pinch runner and appeared in 39 games.
- **Caitlin Olensky** suffered a season-ending injury in the Huskers' conference opener against Illinois last year. Before her injury, she compiled a record of 3-2 with a team-best 3.30 ERA.
- **Emmerson Cope** was out for almost a month of the 2024 season after battling a back injury. When she was in the lineup, the Topeka, Kan., native amassed an ERA of 4.76 in the circle. She racked up 21 hits, 10 runs, six homers and 19 RBIs.
- **Talia Tokheim** missed the first 23 games of the season while rehabbing an injury from 2023. She returned for nine games before suffering another season-ending injury in game three of the Penn State series. In her limited time on the field, she notched 46 total bases and seven home runs.
- **Kylee Magee** suffered a season-ending injury after racking up six appearances with four starts in her sophomore year with the Sun Devils. In her first two years at Arizona State, she struck out 79 batters in 89.2 innings.

NEBRASKA'S 2025 RECORD WHEN...

Overall	15-6	Out-Hitting Opponent	15-1
Non-Conference	15-6	Out-Hit by Opponent	0-3
Big Ten Conference	0-0	Scoring First	9-1
Home	0-0	Opponent Scores First	6-5
Neutral	13-6	Scoring in the First Inning	5-1
Road	2-0	Scoring Fewer than 3 Runs	0-5
Night Games	5-1	Scoring 5 or More Runs	3-0
Day Games	10-5	Scoring 10 or More Runs	11-0
Sunday	3-1	Allowing Fewer Than 3 Runs	10-1
Monday	0-0	Allowing 5 or More Runs	1-3
Tuesday	0-0	Allowing 10 or More Runs	0-0
Wednesday	0-0	Leading After Five Innings	5-1
Thursday	2-1	Leading After Six Innings	3-1
Friday	5-2	Trailing After Five Innings	0-4
Saturday	5-2	Trailing After Six Innings	1-3
vs. Ranked Opponents	1-5	Tied After Five Innings	2-1
vs. Unranked Opponents	14-1	Tied After Six Innings	0-1
Extra Innings	1-1	Committing 0 Errors	4-3
1-Run Games	1-2	Committing 2 or More Errors	5-2

SCOUTING NORTHERN COLORADO (7-10)

The Bears are 7-10 on the year and are coming off a 3-0 record at the Colorado Classic D1 Tournament. NU has faced off against Northern Colorado once already this year, and Jordy Bahl threw the 41st no-hitter in school history en route to a 10-0, five-inning Husker win. As a team, the Bears hit .289 and own an ERA of 6.36.

- **Katie Walling** leads the Northern Colorado offense with a .393 batting average. She has notched 22 hits, five doubles, a homer and five RBIs.
- **Amailee Morales** is 19-for-50 (.380) on the season with four homers, six doubles and 10 RBIs. She has the highest slugging percentage on the team at .740.
- **Sabrina Javorsky** has 11 RBIs on 14 hits for the Bears. She owns a batting average of .292. **Ella Gonzalez** adds 12 RBIs on 15 hits, and **Jazzy Longo** has 13 RBIs with four home runs.
- **Isabel DiNapoli** has the best ERA on the team at 4.37 and owns a 5-2 record across 49.2 innings pitched. She has struck out 27 batters and walked 23.
- Northern Colorado is led by **Dedeann Pendleton-Helm**, who joined the team in June of 2022 and has a record of 60-59.

SCOUTING NORTHERN IOWA (10-5)

The Panthers have compiled a record of 10-5 this season across three tournaments. As a team, they are hitting .277 and have an ERA of 2.96.

- **Kylee Sanders** has an impressive average of .457, grabbing 21 hits in 46 at bats. She has posted 29 total bases and added a home run.
- **Kate Lappe** owns a batting average of .370 and has started all 15 games for Northern Iowa. She adds four home runs, two doubles and 12 RBIs.
- **Addison McElrath** is 15-for-45 on the season and has knocked five homers and totaled 32 bases.
- In Lappe, McElrath, **Drew Hinrichs** and **Skylar Benesh**, the Panthers have four players who have started in every game.
- **Anna Wischnowski** has pitched 50.1 innings, compiled a record of 6-2 and has an ERA of 1.39. She has struck out 36 batters and allowed 10 earned runs.
- **Ryan Jacobs** is in his 18th season as head of the UNI softball program this year. He is the second-winningest coach in Panther history.

SCOUTING SOUTH DAKOTA STATE (6-12)

The Jackrabbits are 6-12 on the year and bat .277 as a team while posting an ERA of 5.34. The Huskers faced off against South Dakota State last weekend at the Shocker Invitational and came out with an 8-5, eight-inning victory.

- **Brooke Dumont** has a team-high batting average of .438 and has started in every game for the Jackrabbits. She has hit six doubles, knocked six home runs and has a slugging percentage of .938.
- **Alli Boyle** and **Akayla Barnard** have each started all 18 games for South Dakota State. Boyle is 13-for-50 on the season and has six RBIs, while Barnard bats .226 and has hit three home runs.
- **Abby Gentry** bats .348 with 11 RBIs, while **Amanda Vacanti** has an average of .317 with eight RBIs.
- **Amanda Vacanti** has pitched 26.1 innings and owns a record of 1-3 with an ERA of 3.99. **Taylor Baker** is 1-3 across 27.0 innings and has struck out 26 batters. **Madi Mangulis** has an ERA of 6.51 across 23.2 innings and is also 1-3.
- **Kristina McSweeney** is in her third year with South Dakota State and led the Jackrabbits to a regular-season Summit League championship last year.

BOWLIN STADIUM



Bowlin Stadium opened in 2002 and is in its 24th season in 2025. The facility features space for more than 3,000 fans and includes an underground system that heats the field. Just past the right field fence is the Alex Gordon Training Complex, a spacious indoor training facility. The clubhouse features a locker room, players' lounge, training room and coaches' offices.

BOWLIN STADIUM FACTS

- Nebraska has won almost 70% of its games in Bowlin Stadium.
- Bowlin Stadium has hosted four NCAA Regionals (2004, 2005, 2007 and 2013).
- NU has ranked in the top 25 nationally in attendance 16 times at Bowlin Stadium, including five seasons ranked in the top 10.

YEARLY RECORDS

Year	Record	Pct.
2002	9-5	.643
2003	14-7	.667
2004	14-6	.700
2005	9-7	.563
2006	20-1	.952
2007	18-5	.783
2008	13-9	.591
2009	13-5	.722
2010	12-8	.600
2011	10-4	.714
2012	15-1	.938
2013	18-4	.818
2014	13-3	.813
2015	11-6	.647
2016	11-5	.688
2017	13-6	.684
2018	10-7	.588
2019	7-9	.412
2020	0-0	.000
2021	11-5	.688
2022	14-2	.875
2023	8-5	.615
2024	11-10	.523
2025	0-0	.000
TOTAL	274-120	.695

LARGEST CROWDS

1. 2,691	Northwestern	4/27/2024
2. 2,628	Wichita St./Missouri	3/2/2024
3. 2,599	Penn State	4/6/2024
4. 2,362	Creighton	3/16/2024
5. 2,340	Missouri	3/3/24
6. 2,319	Wichita St.	3/1/2024
7. 2,318	Iowa	4/24/2024
8. 2,302	Michigan	4/9/2016
9. 2,301	Penn State	4/7/2024
10. 2,211	Penn State	4/5/2024

HUSKER AWARD TRACKER

PRESEASON

NFCA Preseason Poll - No. 19
USA Softball Preseason Poll - No. 16
D1 Softball Preseason Poll - No. 14
Softball America Preseason Poll - No. 21

Jordy Bahl

- USA Softball Top 53 Watchlist
- D1 Softball No. 2 Player to Watch
- D1 Softball No. 2 Pitcher to Watch
- D1 Softball Preseason First-Team All-American
- Softball America Preseason First-Team All-American
- Softball America No. 9 Player to Watch
- Big Ten Player to Watch

Nessa McMillen

- Softball America Freshman to Watch

Ava Kuszak

- Big Ten Player to Watch

Olivia DiNardo

- Big Ten Player to Watch

REGULAR SEASON

Jordy Bahl

- NFCA Leadoff Classic All-Tournament Team
- Big Ten Co-Pitcher of the Week - 2/17
- NFCA Co-Player of the Week - 2/18
- Mary Nutter Classic All-Tournament Team
- Softball America No. 2 Two-Way Player - March Position Power Rankings

Ava Kuszak

- Big Ten Co-Player of the Week - 2/17
- Softball America Star of the Week - 2/18
- Softball America No. 2 Shortstop - March Position Power Rankings

Abbie Squier

- Mary Nutter Classic All-Tournament Team

Kacie Hoffmann

- Mary Nutter Classic All-Tournament Team

2025 STATISTICAL COMPARISON

CATEGORY	NEB	UNC
Record	15-6	7-10
Batting Average	.348	.289
Runs/Game	8.3	4.9
Runs Allowed/Game	3.0	6.5
ERA	2.36	6.36
Fielding Percentage	.957	.953

SERIES HISTORY

CATEGORY	RECORD
Overall Record	NEB, 16-1
Current Win Streak	NEB, 3 games
Last Nebraska Win	Feb. 15, 2025
Last UNC Win	March 12, 2024
Revelle vs. UNC	14-1
Pendleton-Helm vs. NEB	1-3

2025 STATISTICAL COMPARISON

CATEGORY	NEB	UNI
Record	15-6	10-5
Batting Average	.348	.277
Runs/Game	8.3	5.1
Runs Allowed/Game	3.0	3.7
ERA	2.36	2.96
Fielding Percentage	.957	.964

SERIES HISTORY

CATEGORY	RECORD
Overall Record	NEB, 21-5
Current Win Streak	NEB, 1 game
Last Nebraska Win	March 8, 2024
Last UNI Win	Feb. 11, 2022
Revelle vs. UNI	15-5
Jacobs vs. NEB	4-7

2025 STATISTICAL COMPARISON

CATEGORY	NEB	SDSU
Record	15-6	6-12
Batting Average	.348	.277
Runs/Game	8.3	4.6
Runs Allowed/Game	3.0	5.9
ERA	2.36	5.34
Fielding Percentage	.957	.957

SERIES HISTORY

CATEGORY	RECORD
Overall Record	NEB, 21-3
Current Win Streak	NEB, 1 game
Last Nebraska Win	Feb. 28, 2025
Last SDSU Win	Feb. 10, 2023
Revelle vs. SDSU	21-3
McSweeney vs. NEB	1-1



RHONDA REVELLE

33RD SEASON AT NEBRASKA

1,127-665 RECORD

34TH CAREER SEASON

1,135-681 RECORD

**WINNINGEST COACH IN THE
HISTORY OF HUSKER ATHLETICS**

**COACH OF THE YEAR IN
3 POWER CONFERENCES**

NFCA HALL OF FAMER

COACHING NUMBERS

Conference Coach-of-the-Year Awards	4
Big Ten Coach of the Year	1
Big 12 Coach of the Year	2
Big Eight Coach of the Year	1
Conference Titles	8
Big Ten Conference Titles	2
Big 12 Conference Titles	6
NCAA Tournament Appearances	22
Women's College World Series	3
NFCA All-Americans	24
Academic All-Americans	15

NFCA HALL-OF-FAME COACHES

(ACTIVE DIVISION I COACHES ONLY)

Coach	Induction Year
Rhonda Revelle, Nebraska	2010
Patty Gasso, Oklahoma	2012
Patrick Murphy, Alabama	2013
Jo Evans, UC Santa Barbara	2015
Karen Weekly, Tennessee	2018
Jenny Allard, Pittsburgh	2022
Lonni Alameda, Florida State	2023

WINS AT CURRENT SCHOOL

(ACTIVE DIVISION I COACHES ONLY)

1. Patty Gasso, Oklahoma	1,533
2. Patrick Murphy, Alabama	1,291
3. Rhonda Revelle, Nebraska	1,142
4. Ken Eriksen, South Florida	1,133
5. Bob Coolen, Hawaii	1,113
6. Karen Weekly, Tennessee	1,104

(LIST INCLUDES GAMES THROUGH MARCH 3, 2025)

NCAA TOURNAMENTS AT CURRENT SCHOOL

(ACTIVE DIVISION I COACHES ONLY)

1. Patty Gasso, Oklahoma	29
2. Patrick Murphy, Alabama	25
3. Karen Weekly, Tennessee	23
4. Rhonda Revelle, Nebraska	22

ACADEMIC ALL-AMERICANS

(ACTIVE DIVISION I COACHES ONLY)

1. Patrick Murphy, Alabama	35
2. Karen Weekly, Tennessee	28
3. Tim Walton, Florida	23
4. Rhonda Revelle, Nebraska	15

HEAD COACH RHONDA REVELLE

COACHING STOPS

Nebraska (Head Coach)	1993-present
San Jose State (Assistant)	1989-92
Cal State-Hayward (Assistant)	1988
Nebraska Wesleyan (Head Coach)	1987
Nebraska Wesleyan (Assistant)	1986

NEBRASKA WESLEYAN (1987)

Year	Record	Conf.	Finish	Tourn.	Finish
1987	8-16	7-5	N/A	--	--

NEBRASKA (1993-PRESENT)

Year	Record	Conf.	Finish	Tourn.	Finish
1993	18-23	5-11	5th	--	--
1994	25-33	5-15	6th	--	--
1995	43-20	10-6	3rd	--	--
1996	42-23	10-8	4th	3-2	2nd
1997	29-24	10-6	4th	1-2	t-5th
1998	48-12	16-0	1st	4-0	1st
1999	35-21	10-8	4th	3-1	2nd
2000	52-21	15-2	2nd	4-1	1st
2001	51-15	16-2	1st	2-2	t-3rd
2002	50-14	11-5	3rd	3-1	2nd
2003	39-17	10-8	6th	2-2	t-3rd
2004	45-17	14-3	1st	4-0	1st
2005	36-23	9-9	7th	2-2	t-5th
2006	44-12	13-4	2nd	2-2	t-3rd
2007	37-20	10-8	5th	0-1	t-7th
2008	25-28	4-14	t-9th	3-1	2nd
2009	35-19	9-9	5th	0-1	t-7th
2010	30-29	7-11	t-6th	0-1	t-7th
2011	41-14	9-9	6th	--	--
2012	33-22	14-9	3rd	--	--
2013	45-16	16-6	2nd	1-1	t-3rd
2014	44-18	18-5	t-1st	0-1	t-5th
2015	35-23	17-6	3rd	2-1	2nd
2016	35-21	13-9	5th	1-1	t-5th
2017	24-29	13-11	5th	0-1	t-9th
2018	31-23	9-13	9th	0-1	t-9th
2019	21-31	9-14	9th	0-1	t-9th
2020	9-14	0-0	--	--	--
2021	22-22	22-22	8th	--	--
2022	41-16	17-5	2nd	3-0	1st
2023	36-22	13-10	4th	1-1	t-3rd
2024	30-23	12-9	4th	1-1	t-3rd
2025	15-6	0-0	--	--	--

NCAA TOURNAMENT (NEBRASKA)

Year	Round	Record	Finish	Rank
1995	Regional	1-2	t-17th	18th
1996	Regional	1-2	t-17th	18th
1997	Regional	2-2	t-9th	25th
1998	WCWS	4-2	t-5th	5th
1999	Regional	4-2	t-9th	20th
2000	Regional	3-2	t-17th	14th
2001	Regional	2-2	t-17th	14th
2002	WCWS	5-2	t-5th	6th
2003	Regional	3-2	t-17th	13th
2004	Regional	3-2	t-9th	14th
2005	Regional	1-2	t-33rd	25th
2006	Regional	2-2	t-17th	15th
2007	Regional	0-2	t-49th	--
2009	Regional	1-2	t-33rd	--
2010	Regional	1-2	t-33rd	--
2011	Regional	2-2	t-17th	21st
2013	WCWS	5-3	t-7th	8th
2014	Super Reg.	4-3	t-9th	16th
2015	Regional	1-2	t-33rd	--
2016	Regional	2-2	t-17th	--
2022	Regional	1-2	t-33rd	--
2023	Regional	2-2	t-17th	--



#00 MCKINLEY MALECHA • C/INF

	AVG.	G-GS	R	H	2B	HR	RBI	BB	SLG%	OB%
2025	.250	5-0	1	1	0	0	0	0	.250	.250
Career	.167	43-7	14	3	0	0	4	1	.167	.211

- Serving as one of three team captains in 2025
- Academic All-Big Ten selection (2023, 2024)
- 2024 Big Ten Sportsmanship Award Winner
- Played in 30 games with four starts in 2024
- Scored 13 runs and had two hits in 2024



#1 OLIVIA DINARDO • C/UTL

	AVG.	G-GS	R	H	2B	HR	RBI	BB	SLG%	OB%
2025	.364	17-17	5	16	3	2	13	6	.568	.472
Career	.342	123-121	57	119	18	22	87	47	.585	.425

- 2025 Big Ten Player to Watch
- Started 102 games for Arizona before transferring to NU in 2025
- NFCA All-West Region (Second-Team, 2023; Third-Team, 2024)
- Second-Team All-Pac-12 in 2023
- Hit .340 in her two seasons with 15 doubles, 20 homers and 74 RBIs



#2 LAUREN CAMENZIND • INF/C

	AVG.	G-GS	R	H	2B	HR	RBI	BB	SLG%	OB%
2025	.370	21-20	13	20	0	0	12	8	.407	.460
Career	.266	107-99	42	67	9	2	40	20	.333	.330

- Played in 86 games for Arkansas before transferring to Nebraska in 2025
- NFCA Third-Team All-South Region (2023)
- Started at catcher as a freshman and shortstop as a sophomore
- Notched 47 hits and two home runs in two years with the Razorbacks
- Two-time state champion at Omaha Skutt Catholic



#3 BELLA BACON • INF

	AVG.	G-GS	R	H	2B	HR	RBI	BB	SLG%	OB%
2025	.306	18-14	8	11	0	2	4	1	.472	.342
Career	.283	94-68	35	60	5	2	28	14	.335	.359

- Started 49 games out of 50 that she played in 2024
- Set career highs in every offensive category in her sophomore season
- Hit .285 with five doubles and 20 RBIs in 2024
- Academic All-Big Ten and Big Ten Distinguished Scholar (2024)
- 2-time Nebraska Scholar-Athlete Honor Roll



#4 MALIA THOMS • OF

	AVG.	G-GS	R	H	2B	HR	RBI	BB	SLG%	OB%
2025	.333	8-0	1	3	0	1	4	0	.667	.333
Career	.273	19-3	1	7	2	1	6	2	.500	.346

- 2-time Nebraska Scholar-Athlete Honor Roll
- Tom Osborne Citizenship Team (2024)
- Started three games in 2024 as the designated player
- Hit .267 for the Huskers
- Contributed four hits and two doubles in her freshman season



#5 MACIE VICKERS • C

	AVG.	G-GS	R	H	2B	HR	RBI	BB	SLG%	OB%
2025	.000	3-0	0	0	0	0	0	0	.000	.000
Career	.000	3-0	0	0	0	0	0	0	.000	.000

- 3-year captain at Escalon High School
- Trans Valley League Offensive Player of the Year as a junior
- 3-time All-League Selection
- Batted .500 as a junior with seven doubles, one triple and three HRs
- 3-sport athlete in high school



#7 AVA KUSZAK • INF

	AVG.	G-GS	R	H	2B	HR	RBI	BB	SLG%	OB%
2025	.421	19-19	25	24	3	12	30	8	1.105	.507
Career	.311	95-84	62	78	19	22	63	28	.657	.385

- Big Ten Co-Player of the Week (Feb. 17, 2025)
- Tied school record for home runs in a game with three against Montana
- Played two seasons at Wisconsin before transferring to Nebraska in 2025
- Second-Team All-Big Ten (2024)
- NFCA Third-Team All-Great Lakes Region (2024)



#8 ABBIE SQUIER • OF

	AVG.	G-GS	R	H	2B	HR	RBI	BB	SLG%	OB%
2025	.415	21-20	18	17	4	4	13	9	.805	.519
Career	.310	163-144	87	124	23	17	68	34	.500	.393

- Serving as one of three team captains in 2025
- Redshirted in 2024 following an offseason surgery
- First-Team All-Big Ten & Big Ten All-Defensive Team (2022)
- NFCA Second-Team All-Midwest Region (2022)
- 3-time Academic All-Big Ten



#9 HANNAH CAMENZIND • UTL

	AVG.	G-GS	R	H	2B	HR	RBI	BB	SLG%	OB%
2025	.333	18-16	13	16	2	2	12	1	.500	.373
Career	.317	88-47	26	44	6	3	29	4	.453	.360

- Played two seasons at Arkansas before transferring to Nebraska in 2025
- Second-Team All-SEC (2023)
- Owns a .308 batting average over 46 games
- Has posted 13 runs and 28 hits during her career
- Notched 17 RBIs, four doubles, two triples and a home run



#9 HANNAH CAMENZIND • LHP

	W-L	ERA	APP	GS	CG	SHO	SV	IP	SO	AVG.
2025	1-2	2.89	10	6	0	0/0	0	26.2	16	.212
Career	15-5	3.07	58	23	4	2	1	146.0	65	.226

- Played two seasons at Arkansas before transferring to Nebraska in 2025
- Second-Team All-SEC (2023)
- Compiled a 14-3 record over 48 games and 17 starts
- Posted an ERA of 3.11 and an opponent batting average of .273
- Was 1 of 3 freshman pitchers to make an All-SEC team in 2023



#11 TALIA TOKHEIM • OF

	AVG.	G-GS	R	H	2B	HR	RBI	BB	SLG%	OB%
2025	.300	9-1	2	3	0	2	3	0	.900	.273
Career	.319	33-19	17	22	6	9	22	7	.797	.372


- Made her return in 2025 from a season-ending injury in 2024
- Played in nine games with six starts
- Career slugging percentage ranks first on the team
- Academic All-Big Ten (2024)
- 4-time Nebraska Scholar-Athlete Honor Roll



#14 KACIE HOFFMANN • OF

	AVG.	G-GS	R	H	2B	HR	RBI	BB	SLG%	OB%
2025	.311	18-16	6	14	4	3	11	4	.600	.404
Career	.254	124-112	45	77	20	18	58	17	.505	.325


- Played three years at Arkansas before transferring to Nebraska in 2025
- SEC All-Tournament Team (2022)
- Started 96 games for the Razorbacks
- Hit .244 and amassed 63 hits, 15 home runs and 47 RBIs
- 51% of her hits went for extra bases



#15 KENNADI WILLIAMS • UTL

	AVG.	G-GS	R	H	2B	HR	RBI	BB	SLG%	OB%
2025	.000	14-0	7	0	0	0	0	1	.000	.333
Career	.000	14-0	7	0	0	0	0	1	.000	.333

- 2-time All-State pick who led Lincoln Southwest to four state tournaments
- First-Team All-Nebraska and Super-State selection as a senior
- Lincoln Journal Star 2022 High School Female Athlete of the Year
- Missed her junior season due to injury
- Also plays basketball for Nebraska



#18 NESSA MCMILLEN • OF/UTL

	AVG.	G-GS	R	H	2B	HR	RBI	BB	SLG%	OB%
2025	.000	17-9	5	0	0	0	0	0	.000	.250
Career	.000	17-9	5	0	0	0	0	0	.000	.250

- 4-time All-State selection
- Hit above .400 in each of her four seasons in high school
- Tied the Nebraska all-class record with three home runs in a game
- Batted .538 with 14 doubles, three triples and 13 home runs as a senior
- 4-time All-Conference member



#22 CAITLIN OLENSKY • LHP

	W-L	ERA	APP	GS	CG	SHO	SV	IP	SO	AVG.
2025	0-0	5.60	4	1	0	0/0	0	5.0	4	.286
Career	3-2	3.52	20	7	1	0	0	51.2	31	.225

- Making her return in 2025 from a season-ending injury in 2024
- Had a team-best 3.30 ERA in 2024 and was 3-2
- Became the first Husker freshman pitcher to start a Big Ten opener
- 2024-25 Student-Athlete Advisory Committee Representative
- 2-time Nebraska Scholar-Athlete Honor Roll



#24 AVA BREDWELL • C/UTL

	AVG.	G-GS	R	H	2B	HR	RBI	BB	SLG%	OB%
2025	.238	19-13	10	10	0	2	8	2	.381	.261
Career	.299	175-156	102	129	26	15	71	49	.495	.387

- NFCA Third-Team All-Midwest Region (2024)
- Big Ten Freshman of the Year (2022)
- Started 50 games at catcher for Nebraska in 2024
- Has played in and started more games than anyone on the 2025 roster
- Led NU in doubles, triples and walks in 2024



#36 ALINA FELIX • OF

	AVG.	G-GS	R	H	2B	HR	RBI	BB	SLG%	OB%
2025	.500	6-0	3	2	0	2	4	0	2.000	.600
Career	.297	53-27	19	22	2	3	14	10	.446	.395

- Started 17 games in her sophomore season in 2024
- Hit .302 with 13 hits, nine runs and six RBIs in 2024
- Had three straight games with multiple hits and an RBI in 2024
- Academic All-Big Ten (2024)
- Big Ten Distinguished Scholar (2024)



#27 NATALIA HILL • INF/OF

	AVG.	G-GS	R	H	2B	HR	RBI	BB	SLG%	OB%
2025	.000	8-6	3	0	0	0	0	2	.000	.500
Career	.000	8-6	3	0	0	0	0	2	.000	.500

- First-team All-California outfield selection as a senior
- First-team All-CIF selection as a junior and senior
- 3-time first-team All-League member
- Long Beach Press-Telegram Player of the Year as a senior
- Helped her team to a state championship as a senior



#29 SAMANTHA BLAND • INF/OF

	AVG.	G-GS	R	H	2B	HR	RBI	BB	SLG%	OB%
2025	.238	21-21	15	15	3	3	13	2	.429	.254
Career	.273	73-71	46	63	17	9	49	17	.463	.328

- Has notched three homers and 13 hits in 2025
- Big Ten All-Freshman Team (2024)
- Posted 48 hits, 36 RBIs and six home runs in her freshman year
- Tied for first on the team in doubles and ranked second in hits in 2024
- Notched 14 doubles, the 2nd-most by a freshman in school history



#31 KYLEE MAGEE • RHP

	W-L	ERA	APP	GS	CG	SHO	SV	IP	SO	AVG.
2025	2-1	5.00	8	3	0	0/1	0	14.0	14	.286
Career	7-8	3.71	35	27	4	2/3	2	103.2	93	.224

- Played 2 seasons for Arizona State before transferring to Nebraska in 2025
- Pac-12 All-Freshman Team (2023)
- Pitched in 27 games with 24 starts and compiled an ERA of 3.51
- Struck out 79 batters in 89.2 innings
- Missed most of 2024 season due to injury



#33 EMMERSON COPE • RHP

	W-L	ERA	APP	GS	CG	SHO	SV	IP	SO	AVG.
2025	4-0	1.94	9	1	0	0/0	0	18.0	7	.260
Career	6-0	3.88	30	6	0	0	2	57.2	13	.292

- Has a 4-0 record in 2025 and has pitched 15.0 innings
- Went 2-0 with one save in 39.2 innings in 2024
- Ranked second on the team and seventh in the Big Ten in saves in 2024
- Allowed one earned run or less in 13-of-21 of her freshman appearances
- Threw 3 scoreless innings in her debut against New Mexico State in 2024



#33 EMMERSON COPE • UTL

	AVG.	G-GS	R	H	2B	HR	RBI	BB	SLG%	OB%
2025	.382	14-12	7	13	0	3	8	5	.647	.462
Career	.330	52-35	17	34	3	9	27	12	.621	.431

- Has a batting average of .375 in 2025
- Was in the starting batting order 23 times as a freshman
- Notched 10 runs and 21 hits in 2024
- 2-time Nebraska Scholar-Athlete Honor Roll
- Tom Osborne Citizenship Team (2024)



#55 DAKOTA CARTER • OF

	AVG.	G-GS	R	H	2B	HR	RBI	BB	SLG%	OB%
2025	.000	7-0	3	0	0	0	0	0	.000	.000
Career	.091	46-4	16	1	0	0	0	3	.091	.286

- Redshirted in 2024 after suffering a season-ending injury in the offseason
- Appeared in 39 games in 2023 and posted 13 runs
- Academic All-Big Ten (2024)
- 3-time Nebraska Scholar-Athlete Honor Roll
- 2-time Tom Osborne Citizenship Team



#66 KATELYN CANADA • INF

	AVG.	G-GS	R	H	2B	HR	RBI	BB	SLG%	OB%
2025	.250	8-2	5	2	1	0	1	1	.375	.333
Career	.321	118-110	53	99	18	3	56	25	.416	.380

- First-Team All-Big Ten (2023)
- Big Ten All-Defensive and All-Freshman Teams (2023)
- Played in 52 games with 50 starts at second base in 2024
- Hit .266 with 34 hits, 18 runs, six doubles, one homer and 21 RBIs
- Academic All-Big Ten (2024)



#72 CARLIE MUHLBACH • C/UTL

	AVG.	G-GS	R	H	2B	HR	RBI	BB	SLG%	OB%
2025	.000	0-0	0	0	0	0	0	0	.000	.000
Career	.000	0-0	0	0	0	0	0	0	.000	.000


- Broke the Gretna school record for single-season home runs (21) and RBIs (61), both of which were previously held by former Husker Billie Andrews
- Omaha World-Herald All-Nebraska and All-State selection in 2024
- Batted .459 in her two seasons at Gretna
- Only allowed one stolen base in 87 innings



#77 HAIDYN WARNER • C

	AVG.	G-GS	R	H	2B	HR	RBI	BB	SLG%	OB%
2025	.000	2-0	0	0	0	0	0	0	.000	.000
Career	.083	16-3	0	1	0	0	0	0	.083	.083


- Played in eight games with two starts at catcher in 2024
- Big Ten Distinguished Scholar (2024)
- Academic All-Big Ten (2024)
- 4-time Nebraska Scholar-Athlete Honor Roll
- 2-time Tom Osborne Citizenship Team



#98 JORDY BAHL • UTL

	AVG.	G-GS	R	H	2B	HR	RBI	BB	SLG%	OB%
2025	.508	20-19	24	31	9	7	18	3	1.066	.559
Career	.446	107-67	38	45	11	7	27	6	.802	.504

- Had a season-ending injury in 2024 after transferring to NU from Oklahoma
- 2-time NFCA First-Team All-American (2022, 2023)
- Has a .446 career batting average
- 2-time USA Softball Collegiate Player of the Year Top 10 Finalist
- 2023 Most Outstanding Player (WCWS)



#98 JORDY BAHL • RHP

	W-L	ERA	APP	GS	CG	SHO	SV	IP	SO	AVG.
2025	8-3	1.43	11	10	8	1/2	0	63.2	80	.151
Career	52-6	1.13	83	57	34	16/23	5	354.2	480	.138

- Had a season-ending injury in 2024 after transferring to NU from Oklahoma
- 2-time NFCA First-Team All-American (2022, 2023)
- 2023 Big 12 Pitcher of the Year (at Oklahoma)
- Active NCAA career leader in win percentage (.922)
- 2023 Most Outstanding Player (WCWS)

INDIVIDUAL SEASON & CAREER HIGHS

#00 MCKINLEY MALECHA • C/INF • SR.

SEASON HIGH	CATEGORY	CAREER HIGH
1 vs. Texas A&M-Corpus Christi	Hits	1 three times
1 vs. Texas A&M-Corpus Christi	Runs	1 fourteen times
none	RBIs	2 vs. Maine (2024)
none	2B	none
none	HR	none

#1 OLIVIA DINARDO • C/UTL • JR.

SEASON HIGH	CATEGORY	CAREER HIGH
3 vs. Baylor	Hits	4 vs. Texas A&M-Commerce (2023)
2 at New Mexico State	Runs	3 vs. NC State (2023)
3 twice	RBIs	5 vs. Washington (2024)
2 at Baylor	2B	2 three times
1 twice	HR	1 twenty-two times

#2 LAUREN CAMENZIND • INF/C • JR.

SEASON HIGH	CATEGORY	CAREER HIGH
2 seven times	Hits	3 at Missouri (2023)
2 twice	Runs	2 five times
3 vs. Bethune-Cookman	RBIs	3 twice
none	2B	1 nine times
none	HR	1 twice

#3 BELLA BACON • INF • JR.

SEASON HIGH	CATEGORY	CAREER HIGH
2 three times	Hits	2 eleven times
2 vs. Northern Colorado	Runs	2 six times
2 vs. Montana	RBIs	2 vs. Montana (2025)
none	2B	1 five times
1 twice	HR	1 twice

#4 MALIA THOMS • OF • SO.

SEASON HIGH	CATEGORY	CAREER HIGH
1 three	Hits	1 seven times
1 vs. Texas A&M-Corpus Christi	Runs	1 vs. Texas A&M-Corpus Christi (2025)
4 vs. Texas A&M-Corpus Christi	RBIs	4 vs. Texas A&M-Corpus Christi (2025)
none	2B	1 twice
1 vs. Texas A&M-Corpus Christi	HR	1 vs. Texas A&M-Corpus Christi (2025)

#5 MACIE VICKERS • C • FR.

SEASON HIGH	CATEGORY	CAREER HIGH
none	Hits	none
none	Runs	none
none	RBIs	none
none	2B	none
none	HR	none

#7 AVA KUSZAK • INF • JR.

SEASON HIGH	CATEGORY	CAREER HIGH
4 vs. Montana	Hits	4 vs. Montana (2025)
4 vs. Montana	Runs	4 vs. Montana (2025)
6 vs. Montana	RBIs	6 vs. Montana (2025)
1 three times	2B	1 nineteen times
3 vs. Montana	HR	3 vs. Montana (2025)

#8 ABBIE SQUIER • OF • SR.

SEASON HIGH	CATEGORY	CAREER HIGH
3 three times	Hits	3 eight times
2 five times	Runs	3 three times
4 vs. Utah	RBIs	5 at Iowa (2023)
1 four times	2B	2 vs. Indiana (2022)
2 vs. Utah	HR	2 four times

#9 HANNAH CAMENZIND • UTL • JR.

SEASON HIGH	CATEGORY	CAREER HIGH
2 twice	Hits	3 vs. Florida Atlantic (2024)
2 twice	Runs	3 vs. UNI (2024)
2 four times	RBIs	3 vs. Marshall (2024)
1 twice	2B	1 six times
1 twice	HR	1 three times

#11 TALIA TOKHEIM • OF • JR.

SEASON HIGH	CATEGORY	CAREER HIGH
1 three times	Hits	3 at Missouri St. (2023)
1 twice	Runs	3 at Wisconsin (2024)
1 three times	RBIs	4 twice
none	2B	1 six times
1 twice	HR	2 twice

#14 KACIE HOFFMANN • OF • JR.

SEASON HIGH	CATEGORY	CAREER HIGH
2 three times	Hits	3 at Mississippi St. (2023)
2 vs. San Jose State	Runs	2 seven times
3 vs. Howard	RBIs	4 at Florida St. (2023)
1 four times	2B	1 nineteen times
1 three times	HR	2 at Mississippi St. (2024)

#15 KENNADI WILLIAMS • UTL • FR.

SEASON HIGH	CATEGORY	CAREER HIGH
none	Hits	none
1 seven times	Runs	1 six times
none	RBIs	none
none	2B	none
none	HR	none

#18 NESSA MCMILLEN • OF/UTL • FR.

SEASON HIGH	CATEGORY	CAREER HIGH
none	Hits	none
1 five times	Runs	1 five times
none	RBIs	none
none	2B	none
none	HR	none

#24 AVA BREDWELL • C/UTL • SR.

SEASON HIGH	CATEGORY	CAREER HIGH
2 twice	Hits	3 four times
2 twice	Runs	3 twice
4 vs. Northern Colorado	RBIs	5 vs. Iowa (2022)
none	2B	2 three times
1 twice	HR	1 fifteen times

#26 ALINA FELIX • OF • JR.

SEASON HIGH	CATEGORY	CAREER HIGH
1 vs. Texas A&M-Corpus Christi	Hits	2 three times
2 vs. Texas A&M-Corpus Christi	Runs	3 twice
3 vs. Texas A&M-Corpus Christi	RBIs	3 vs. Texas A&M-Corpus Christi (2025)
none	2B	1 twice
1 vs. Texas A&M-Corpus Christi	HR	1 twice

#27 NATALIA HILL • INF/OF • FR.

SEASON HIGH	CATEGORY	CAREER HIGH
none	Hits	none
1 three times	Runs	1 three times
none	RBIs	none
none	2B	none
none	HR	none

INDIVIDUAL SEASON & CAREER HIGHS

#29 SAMANTHA BLAND • INF/OF • SO.

SEASON HIGH	CATEGORY	CAREER HIGH
3 vs. Tennessee	Hits	4 vs. North Dakota (2024)
2 four times	Runs	3 vs. Illinois (2024)
2 four times	RBIs	4 vs. Utah (2024)
1 three times	2B	2 three times
1 three times	HR	1 nine times

#33 EMMERSON COPE • UTL • SO.

SEASON HIGH	CATEGORY	CAREER HIGH
3 vs. South Dakota State	Hits	3 twice
2 vs. South Dakota State	Runs	2 twice
4 vs. South Dakota State	RBIs	4 vs. South Dakota State (2025)
none	2B	1 three times
2 vs. South Dakota State	HR	2 vs. South Dakota State (2025)

#55 DAKOTA CARTER • OF • SO.

SEASON HIGH	CATEGORY	CAREER HIGH
none	Hits	1 at Omaha (2023)
1 three times	Runs	1 sixteen times
none	RBIs	none
none	2B	none
none	HR	none

#66 KATELYN CANEDA • INF • JR.

SEASON HIGH	CATEGORY	CAREER HIGH
1 twice	Hits	3 three times
1 five times	Runs	2 twice
1 vs. Texas A&M-Corpus Christi	RBIs	4 at Indiana (2023)
1 vs. Texas A&M-Corpus Christi	2B	1 eighteen times
none	HR	1 three times

#72 CARLIE MUHLBACH • C/UTL • FR.

SEASON HIGH	CATEGORY	CAREER HIGH
none	Hits	none
none	Runs	none
none	RBIs	none
none	2B	none
none	HR	none

#77 HAIDYN WARNER • C • JR.

SEASON HIGH	CATEGORY	CAREER HIGH
none	Hits	1 at Missouri St. (2023)
none	Runs	none
none	RBIs	none
none	2B	none
none	HR	none

#98 JORDY BAHL • UTL • JR.

SEASON HIGH	CATEGORY	CAREER HIGH
4 vs. Montana	Hits	4 vs. Montana (2025)
3 three times	Runs	3 three times
3 three times	RBIs	3 three times
2 vs. Montana	2B	2 vs. Montana (2025)
2 at New Mexico State	HR	2 at New Mexico State (2025)

#9 HANNAH CAMENZIND • LHP • JR.

SEASON HIGH/LOW	CATEGORY	CAREER HIGH/LOW
5.0 vs. Missouri	Innings	7.0 vs. South Alabama (2024)#
5 vs. San Jose State	Strikeouts	5 twice
1 vs. UCLA	Hits (low)*	1 three times
0 vs. Bethune-Cookman	Walks (low)*	0 six times#
1 twice	Runs (low)*	0 six times#
0 vs. Bethune-Cookman	Earned Runs (low)*	0 10 times#
	*starts only	#at Arkansas

#22 CAITLIN OLENSKY • LHP • SO.

2.0 vs. Montana	Innings	7.0 vs. Northern Colorado (2024)
2 vs. Howard	Strikeouts	4 twice
2 vs. Montana	Hits (low)*	0 twice
1 vs. Montana	Walks (low)*	0 six times
3 vs. Montana	Runs (low)*	0 seven times
3 vs. Montana	Earned Runs (low)*	0 seven times
	*starts only	

#31 KYLEE MAGEE • RHP • SO.

3.0 vs. Southern Miss	Innings	7.0 against Northwestern (2024)\$
4 vs. Southern Miss	Strikeouts	11 against Northwestern (2024)\$
3 twice	Hits (low)*	0 twice\$
0 vs. Montana	Walks (low)*	0 four times\$
2 vs. Southern Miss	Runs (low)*	0 seven times\$
0 vs. Montana	Earned Runs (low)*	0 nine times\$
	*starts only	\$at Arizona State

#33 EMMERSON COPE • RHP • SO.

3.1 vs. Howard	Innings	4.2 at Michigan (2024)
2 twice	Strikeouts	2 four times
4 vs. Howard	Hits (low)*	3 at Wisconsin (2024)
1 vs. Howard	Walks (low)*	0 three times
0 vs. Howard	Runs (low)*	0 twice
0 vs. Howard	Earned Runs (low)*	0 three times
	*starts only	

#98 JORDY BAHL • RHP • JR.

8.0 vs. Duke	Innings	8.1 vs. Tennessee (2022)^
10 twice	Strikeouts	16 vs. Tennessee (2022)^
0 vs. Northern Colorado	Hits (low)*	0 four times
0 four times	Walks (low)*	0 13 times
0 three times	Runs (low)*	0 18 times
0 five times	Earned Runs (low)*	0 22 times
	*starts only	^ at Oklahoma

2025 SEASON STATISTICS

Record: 15-6 Home: 0-0 Away: 2-0 Neutral: 13-6 Big Ten: 0-0

Player	avg	gp-gs	ab	r	h	2b	3b	hr	rbi	tb	slg%	bb	hp	so	gdp	ob%	sf	sh	sb-att	po	a	e	fld%
Jordy Bahl	.508	20-19	61	24	31	9	2	7	18	65	1.066	3	4	8	0	.559	0	2	3-4	56	15	0	1.000
Alina Felix	.500	6-0	4	3	2	0	0	2	4	8	2.000	0	1	0	0	.600	0	0	0-0	1	0	0	1.000
Ava Kuszak	.421	19-19	57	25	24	3	0	12	30	63	1.105	8	4	13	0	.507	2	0	1-2	23	30	5	.914
Abbie Squier	.415	21-20	41	18	17	4	0	4	13	33	.805	9	1	8	0	.519	1	0	2-2	10	1	2	.846
Emmerson Cope	.382	14-12	34	7	13	0	0	3	8	22	.647	5	0	6	1	.462	0	0	0-0	0	4	0	1.000
Lauren Camenzind	.370	21-20	54	13	20	0	1	0	12	22	.407	8	1	5	1	.460	0	2	0-1	26	38	4	.941
Olivia DiNardo	.364	17-17	44	5	16	3	0	2	13	25	.568	6	3	7	1	.472	0	0	0-0	23	2	2	.926
Hannah Camenzind	.333	18-16	48	13	16	2	0	2	12	24	.500	1	2	6	0	.373	0	1	2-2	9	4	0	1.000
Malia Thoms	.333	8-0	9	1	3	0	0	1	4	6	.667	0	0	1	0	.333	0	0	0-0	0	0	0	.000
Kacie Hoffmann	.311	18-16	45	6	14	4	0	3	11	27	.600	4	3	5	0	.404	0	0	0-0	9	0	0	1.000
Bella Bacon	.306	18-14	36	8	11	0	0	2	4	17	.472	1	1	4	0	.342	0	0	1-1	93	3	4	.960
Talia Tokheim	.300	9-1	10	2	3	0	0	2	3	9	.900	0	0	3	0	.273	1	0	0-0	1	0	0	1.000
Katelyn Caneda	.250	8-2	8	5	2	1	0	0	1	3	.375	1	0	1	0	.333	0	0	0-0	2	3	0	1.000
Mckinley Malecha	.250	5-0	4	1	1	0	0	0	0	1	.250	0	0	3	0	.250	0	0	1-1	0	0	0	.000
Samantha Bland	.238	21-21	63	15	15	3	0	3	13	27	.429	2	0	8	0	.254	2	2	0-1	10	36	5	.902
Ava Bredwell	.238	19-13	42	10	10	0	0	2	8	16	.381	2	0	7	0	.261	2	0	0-0	94	6	2	.980
Nessa McMillen	.000	17-9	3	5	0	0	0	0	0	0	.000	0	1	0	0	.250	0	0	1-1	8	0	0	1.000
Natalia Hill	.000	8-6	2	3	0	0	0	0	0	0	.000	2	0	0	0	.500	0	0	0-1	11	1	0	1.000
Kennadi Williams	.000	14-0	2	7	0	0	0	0	0	0	.000	1	0	1	0	.333	0	0	0-0	1	0	0	1.000
Macie Vickers	.000	3-0	2	0	0	0	0	0	0	0	.000	0	0	1	0	.000	0	0	0-0	3	0	0	1.000
Haidyn Warner	.000	2-0	0	0	0	0	0	0	0	0	.000	0	0	0	0	.000	0	0	0-0	2	0	0	1.000
Kylee Magee	.000	2-2	0	0	0	0	0	0	0	0	.000	0	0	0	0	.000	0	0	0-0	0	6	0	1.000
Caitlin Olensky	.000	1-0	0	0	0	0	0	0	0	0	.000	0	0	0	0	.000	0	0	0-0	0	1	0	1.000
Dakota Carter	.000	7-0	0	3	0	0	0	0	0	0	.000	0	0	0	0	.000	0	0	0-0	0	0	0	.000
Totals	.348	21	569	174	198	29	3	45	154	368	.647	53	21	87	3	.418	8	7	11-16	382	150	24	.957
Opponents	.203	21	479	64	97	25	2	11	57	159	.332	38	11	121	4	.275	2	9	9-14	376	140	35	.936

LOB - Team (109), Opp (94). DPs turned - Team (8), Opp (6).

(All games Sorted by Earned run avg)

Player	era	w-l	app	gs	cg	sho	sv	ip	h	r	er	bb	so	2b	3b	hr	b/avg	wp	hp	bks	sfa	sha
Jordy Bahl	1.43	8-3	11	10	8	1/2	0	63.2	34	23	13	15	80	6	1	6	.151	6	3	0	0	4
Emmerson Cope	1.94	4-0	9	1	0	0/0	0	18.0	19	5	5	3	7	5	0	1	.260	0	1	0	0	0
Hannah Camenzind	2.89	1-2	10	6	0	0/0	0	26.2	22	17	11	11	16	6	1	0	.212	1	2	0	0	3
Kylee Magee	5.00	2-1	8	3	0	0/2	0	14.0	16	15	10	8	14	7	0	2	.286	2	2	0	2	2
Caitlin Olensky	5.60	0-0	4	1	0	0/0	0	5.0	6	4	4	1	4	1	0	2	.286	0	3	0	0	0
Totals	2.36	15-6	21	21	8	3/2	0	127.1	97	64	43	38	121	25	2	11	.203	9	11	0	2	9
Opponents	7.93	6-15	21	21	5	3/0	0	125.1	198	174	142	53	87	29	3	45	.348	30	21	0	8	7

PB - Team (1), Bredwell 1, Opp (7). SBA/ATT - Bredwell (6-10), Bahl (4-8), DiNardo (3-4), H. Camenzind (3-3), Magee (1-2), Cope (1-1).