



# NEBRASKA<sup>®</sup> BASEBALL



3 CWS Appearances | 18 NCAA Regional Appearances | 13 Conference Championships | 48 First-Team All-Americans | 109 MLB Draft Picks

## 2025 SCHEDULE/RESULTS

Date	Opponent	Time (CT)/Result
2/14	vs. UC Irvine <sup>^</sup>	L, 10-5
2/15	vs. No. 16 Vanderbilt <sup>^</sup>	W, 6-4
2/16	vs. San Diego State <sup>^</sup>	W, 13-0
2/17	at Grand Canyon	L, 3-1
2/21	at Louisiana	W, 6-1
2/22	at Louisiana	L, 4-1
2/23	at Louisiana	L, 10-2
2/28	vs. Sam Houston\$	W, 8-3
3/1	vs. No. 2 LSU\$	L, 11-6
3/2	vs. Kansas State\$	L, 9-6
3/4	at Omaha	POSTPONED TO 4/2
3/5	<b>SOUTH DAKOTA STATE</b>	<b>CANCELED</b>
3/8	<b>WASHINGTON* (DH)</b>	<b>1 PM</b>
3/8	<b>WASHINGTON* (DH)</b>	<b>4 PM</b>
3/9	<b>WASHINGTON*</b>	<b>12 PM</b>
3/11	<b>WICHITA STATE</b>	<b>6 PM</b>
3/12	<b>WICHITA STATE</b>	<b>6 PM</b>
3/14	at UCLA*	8 PM
3/15	at UCLA*	4 PM
3/16	at UCLA*	3 PM
3/18	at Pepperdine	5 PM
3/19	at Pepperdine	5 PM
3/21	at USC*	8:30 PM
3/22	at USC*	4 PM
3/23	at USC*	3 PM
3/25	at Kansas State	6 PM
3/28	<b>OREGON STATE</b>	<b>7 PM</b>
3/29	<b>OREGON STATE</b>	<b>2 PM</b>
3/30	<b>OREGON STATE</b>	<b>12 PM</b>
4/1	<b>CREIGHTON</b>	<b>6 PM</b>
4/2	at Omaha	6 PM
4/4	<b>RUTGERS*</b>	<b>6 PM</b>
4/5	<b>RUTGERS*</b>	<b>2 PM</b>
4/6	<b>RUTGERS*</b>	<b>12 PM</b>
4/8	at Kansas	6 PM
4/11	at Iowa*	4 PM
4/12	at Iowa*	2 PM
4/13	at Iowa*	1 PM
4/15	at Creighton	6 PM
4/18	<b>NORTHWESTERN*</b>	<b>6 PM</b>
4/19	<b>NORTHWESTERN*</b>	<b>2 PM</b>
4/20	<b>NORTHWESTERN*</b>	<b>12 PM</b>
4/22	<b>KANSAS</b>	<b>6 PM</b>
4/25	at Maryland*	5 PM
4/26	at Maryland*	1 PM
4/27	at Maryland*	12 PM
4/29	<b>KANSAS STATE</b>	<b>6 PM</b>
5/2	<b>MINNESOTA*</b>	<b>6 PM</b>
5/3	<b>MINNESOTA*</b>	<b>2 PM</b>
5/4	<b>MINNESOTA*</b>	<b>1 PM</b>
5/6	<b>CREIGHTON</b>	<b>6 PM</b>
5/9	<b>MICHIGAN*</b>	<b>6 PM</b>
5/10	<b>MICHIGAN*</b>	<b>2 PM</b>
5/11	<b>MICHIGAN*</b>	<b>12 PM</b>
5/15	at Purdue*	5 PM
5/16	at Purdue*	12 PM
5/17	at Purdue*	1 PM

Home games = Red all caps • \* - Big Ten games • ^ - MLB  
Desert Invitational • \$ - Frisco College Baseball Classic

## IN MEMORY OF GREG SHARPE

Throughout the 2025 season, Nebraska is wearing 'GS' patches on their hats to honor Greg Sharpe, the play-by-play voice for Husker football and baseball since 2008, and his impact on the baseball program.



## GAME 11-13 • vs. WASHINGTON • MARCH 8-9

LINCOLN, NEB. | HAWKS FIELD AT HAYMARKET PARK



### NEBRASKA HUSKERS

Record ..... 4-6 (0-0 Big Ten)  
Ranking ..... RV (NCBWA)  
Head Coach ..... Will Bolt  
Career Record ..... 141-103-1 (6th Year)  
Record at Nebraska ..... Same



### WASHINGTON HUSKIES

Record ..... 5-8 (0-0 Big Ten)  
Ranking ..... NR  
Head Coach ..... Eddie Smith  
Career Record ..... 86-98 (4th Year)  
Record at Washington ..... 5-8 (1st Year)

## PROBABLE PITCHERS

### NEBRASKA

**Saturday (G1): Ty Horn - RHP - So.**

Stats: 0-1, 5.52 ERA, 2 GS, 14.2 IP, 5 BB, 14 K

**Saturday (G2): Will Walsh - LHP - Rsr.**

Stats: 2-1, 2.77 ERA, 3 APP, 13.0 IP, 1 BB, 14 K

**Sunday: Jackson Brockett - LHP - Sr.**

Stats: 0-1, 5.00 ERA, 3 APP, 9.0 IP, 3 BB, 8 K

### WASHINGTON

**Saturday (G1): Jackson Thomas - RHP - Sr.**

Stats: 1-0, 0.00 ERA, 3 APP, 9.2 IP, 4 BB, 13 K

**Saturday (G2): Reilly McAdams - RHP - Rsr.**

Stats: 0-1, 6.75 ERA, 3 GS, 12.0 IP, 13 BB, 13 K

**Sunday: Tommy Brandenburg - RHP - R.Jr.**

Stats: 0-1, 6.28 ERA, 3 GS, 14.1 IP, 10 BB, 11 K

## GAME COVERAGE

### SATURDAY, MARCH 8

First Pitch: 1 PM CT

TV/Stream: B1G+

Radio: Huskers Radio Network

Live Stats: Huskers.com

### SATURDAY, MARCH 8

First Pitch: Approx. 45 minutes after game one

TV/Stream: B1G+

Radio: Huskers Radio Network

Live Stats: Huskers.com

### SUNDAY, MARCH 9

First Pitch: 12 PM CT

TV/Stream: B1G+

Radio: Huskers Radio Network

Live Stats: Huskers.com

## PROBABLE STARTING LINEUP

Pos.	Player	OPS	XBH	RBI	SB-ATT	NOTES
C	Hogan Helligso	.336	0	3	0-0	Drove in season-high 2 RBI in 6-1 win at Louisiana
-or-	Will Jesseke	.935	3	2	2-2	Hitting 2nd-best .316 on team; 1 of 5 Huskers w/ 3+ XBH
1B	Case Sanderson	.635	1	3	0-0	Leads team w/ 6 walks thru 1st 10 games
2B	Cayden Brumbaugh	.809	4	7	3-3	Team-high 4 multi-hit performances in 10 games
3B	Joshua Overbeek	.947	4	0	0-0	Team-leading 4 extra-base hits; tied w/ team-best 3 doubles
-or-	Rhett Stokes	.438	0	2	2-2	1 of 4 Huskers with 2-plus stolen bases this season
SS	Dylan Carey	.721	4	8	3-3	Tied w/ team-high 3 SB on season; 2nd on team w/ 8 RBI
LF	Gabe Swansen	.502	3	9	0-0	28 career HR, 7 shy of tying for 10th all-time at NEB
CF	Riley Silva	.598	0	1	2-4	Season-high 2 hits & 2 runs in win vs. San Diego State
-or-	Robby Bolin	.633	1	1	0-0	Appeared in 6 of NU's 1st 10 games; Made Opening Day start
RF	Cael Frost	.886	2	5	1-1	2 HR vs. Sam Houston; Reached base safely in 8 straight games
DH	Devin Nunez	1.404	2	4	1-2	Named Big Ten Freshman of the Week on March 3

Starting Pitchers	W-L	ERA	IP	K/BB	NOTES
RHP Ty Horn	0-1	5.52	14.2	5/14	2 starts w/ 5+ K's (6 vs. Vandy & 5 vs. Louisiana)
LHP Will Walsh	2-1	2.77	13.0	14/1	26th nationally w/ 14:1 K-to-BB ratio
LHP Jackson Brockett	0-1	5.00	9.0	3/8	Struck out 3+ hitters in each of 1st 2 starts

Relievers	W-L	ERA	APP	SV	NOTES
RHP Pryce Bender	0-0	0.00	3	0	0 runs allowed in 3.1 IP; holding opponents to .167 avg.
RHP Gavin Blachowicz	0-0	3.86	2	0	1 ER & 1 H allowed in 2.1 IP vs. Louisiana & LSU
RHP Luke Broderick	0-0	3.00	3	1	Recorded NU's lone save w/ 1.0 IP & 1 K vs. #16 Vandy
RHP Drew Christo	0-1	15.88	4	0	Appeared in team-high 4 relief appearances
RHP TJ Coats	0-0	7.71	2	0	Season-high 1.1 IP w/ 2 K's vs. Kansas State
RHP Casey Daiss	0-0	0.00	1	0	1.2 scoreless innings vs. K-State in season debut
RHP Blake Encarnacion	0-0	0.00	1	0	Recorded 2 outs in collegiate debut vs. #2 LSU
RHP Ryan Harrahill	0-0	0.00	2	0	Hasn't allowed a hit in 1.1 IP in 2 relief appearances
RHP Carson Jasa	0-1	7.36	3	0	Season-high 2 K's vs. Louisiana & #2 LSU

LHP Caleb Clark	0-0	0.00	3	0	3 one-out outings vs. GCU, Louisiana & #2 LSU
LHP Grant Cleavinger	0-0	11.57	3	0	Season-high 0.2 IP against UC Irvine & #2 LSU
LHP Colin Nowaczyk	0-0	0.00	2	0	2 combined scoreless innings vs. UC Irvine & Louisiana
LHP Jalen Worthley	1-0	1.69	4	0	Team-high 4 relief appearances; Holding opp. to .222 avg.

## QUICK FACTS

### GENERAL INFORMATION

Location .....	Lincoln, Neb.
Population .....	298,126
Enrollment .....	23,992
Founded .....	1869
Nickname .....	Cornhuskers, Huskers
Colors .....	Scarlet and Cream
Affiliation .....	NCAA Division I
Conference .....	Big Ten
Athletic Director .....	Troy Dannen

### COACHES AND STAFF

Head Coach .....	Will Bolt
Alma Mater .....	Nebraska, 2003
NEB Record .....	141-103-1 (6th Year)
Career Record .....	Same
Assistant Coach .....	Rob Childress
Alma Mater .....	Northwood, 1990
Assistant Coach .....	Lance Harvell
Alma Mater .....	Texas A&M, 2006
Assistant Coach .....	Mike Sirianni
Alma Mater .....	Arkansas State, 2006
Dir. of Player Development .....	Derek Roy
Dir. of Operations .....	Conor Behrens
Strength Coach .....	Garrett Plumlee
Athletic Trainer .....	Tanner Fowler

### BASEBALL HISTORY

Season of Nebraska Baseball in 2025 .....	119th
First Season of Nebraska Baseball .....	1889
All-Time Record .....	2,369-1,730-18 (.578)
All-Time Conference Record .....	925-857-2 (.519)
All-Time NCAA Tournament Record .....	36-35 (.507)
Conference Regular Season Titles .....	8
Conference Tournament Titles .....	5
NCAA Tournament Appearances .....	18
Super Regionals Appearances .....	4
College World Series Appearances .....	3
All-America Certificates .....	118
First-Team All-America Certificates .....	48
Freshman All-America Certificates .....	36
CoSIDA Academic All-Americans .....	21
All-Big Ten Selections (Since 2012) .....	51
Perfect Games Thrown .....	1 (1980)
No-Hitters Thrown .....	10 (5 Ind., 4 Comb., 1 Perf. Game)
Huskers Who Have Played in the MLB .....	41

### HAWKS FIELD AT HAYMARKET PARK

Capacity .....	8,486
First Season .....	2002
All-Time Record .....	426-173-1
Playing Surface .....	Kentucky Bluegrass
Dimensions ... 335 (LL); 403 (LC); 395 (CF); 400 (RC); 325 (RL)	

### TEAM INFORMATION

Letterwinners Returning/Lost .....	22/14
Position Starters Returning/Lost .....	7/2
Pitchers Returning/Lost .....	12/7
Newcomers .....	17 (9 Freshmen)
Overall Record .....	4-6
Big Ten Record .....	0-0

### COMMUNICATIONS INFORMATION

Baseball Contact .....	Jared Meister
Email .....	jmeister@huskers.com
Phone .....	(402) 472-7781
Fax .....	(402) 472-2005
Ticket Office .....	1-800-8 BIG RED or (402) 472-3111
Ticket Website .....	Huskers.com/Tickets
Radio .....	Huskers Radio Network

## SEASON NOTES

### FOLLOW THE GAME

- All three games of this weekend's series against Washington can be seen on B1G+.
- Fans can also listen to Ben McLaughlin and Nick Handley call the action this weekend on the Huskers Radio Network.
- Every game this season can be heard for free on Huskers.com and the Official Nebraska Huskers App for both iOS and android devices.

### NEBRASKA VS. WASHINGTON

- Through nine all-time meetings, Nebraska holds a 6-3 advantage over Washington in the all-time series.
- The Huskers and Huskies last met in the 2014 Aramark Pac 12/Big Ten Challenge in Surprise, Ariz., where the Big Red picked up a 13-3 win against Washington.
- Nebraska has won the last two matchups against Washington, recording victories over the Huskies in 2014 and 2011.
- This weekend's series marks the first time the Huskers and Huskies won't face off in neutral-site matchup after playing at a neutral site in each of the first nine all-time meetings.

### HUSKERS IN HOME OPENERS

- Nebraska is 48-7 in its home openers since the 1970 campaign.
- Since the opening of Haymarket Park in 2002, the Huskers are 20-2 in home openers.
- The Big Red have won four of its last five home openers after falling 11-3 to South Alabama last season.

### A LOOK AT THE WEEKEND ROTATION

- With Brett Sears taken in the 2024 MLB Draft, Drew Christo's transition to the bullpen and Mason McConaughy's season-ending injury, it's a new-look weekend rotation for the Huskers this year.
- Ty Horn takes mound for the series opener against Washington after holding down the No. 2 spot in the weekend rotation this season. The sophomore is 0-1 with a 5.52 ERA and 14 strikeouts in 14.2 innings on the year.
- Redshirt senior Will Walsh is set to take the mound on game two for the Huskers. Walsh is 2-1 with a 2.77 ERA and 14 punchouts in 13 innings and is coming off a relief outing with four perfect innings and six strikeouts in a win vs. Sam Houston last weekend.
- Senior Jackson Brockett is scheduled to start the series finale, holding an 0-1 record with a 5.00 ERA and eight strikeouts in three appearances this season, including starts against Grand Canyon and Kansas State.

### MCCONNAUGHEY TO MISS REMAINDER OF 2025 SEASON

- Nebraska Coach Will Bolt announced Wednesday that junior right-handed pitcher Mason McConaughy will miss the remainder of the 2025 season after suffering an arm injury against Sam Houston last weekend.
- McConaughy began the season as the first Husker named to the Golden Spikes Award Preseason Watch List since 2016 and earned Preseason All-American recognition from D1Baseball and the National Collegiate Baseball Writers Association.

### NUNEZ NAMED BIG TEN FRESHMAN OF THE WEEK

- Freshman Devin Nunez was named the Big Ten's Freshman of the Week after leading the Huskers at the Frisco Classic last weekend.
- The Navasota, Texas, native hit 7-of-14 with a home run, three RBI and four runs scored in three games while tallying a .714 slugging percentage and a .533 on-base percentage.
- In Nebraska's 8-3 win against Sam Houston, Nunez was 2-for-4 at the plate with an RBI, a run scored and a walk. The designated hitter had a 3-for-5 night with a pair of runs scored against No. 2 LSU on Saturday.
- Nunez wrapped up last weekend's action at the Frisco Classic with a 2-for-5 performance against Kansas State, including a two-run inside-the-park home run for his second homer of the season.

### WALSH AMONG NATION'S MOST EFFICIENT PITCHERS

- Will Walsh comes into the weekend as one of 24 pitchers nationally to record at least a 14-to-1 strikeout-to-walk ratio and surrender sub-0.70 walks/9 innings on the season.
- The southpaw has recorded a pair of appearances with six punchouts against UC Irvine and Sam Houston while allowing just one walk on the season through 13 innings.
- Walsh is one of seven P4 players with at least a 14:1 strikeout-to-walk ratio and less than 0.70 walks allowed per nine innings this year.

Player (School)	App.	IP	K/BB	BB/9 inn.
Owen Kramkowski (Arizona)	3	11.2	13/0	0.00
Lincoln Sheffield (K-State)	3	18.1	21/1	0.49
Caden Aoki (USC)	3	16.2	20/1	0.54
Patrick Forbes (Louisville)	3	15.0	30/1	0.60
Smith Bailey (Arizona)	3	14.1	14/1	0.63
Ethan Firoved (Pitt)	4	13.1	18/1	0.68
Will Walsh (Nebraska)	3	13.0	14/1	0.69

### SWANSEN NEARING ALL-TIME HOME RUN LIST

- With 28 career homers in his time at Nebraska, Gabe Swansen needs seven more homers in 2025 to reach the top 10 in career home runs by a Husker.
- In his time in Lincoln, Swansen has hit .272 at the plate with 22 doubles, 28 home runs, 94 RBI and 71 runs scored in 116 career games.
- The Johnston, Iowa, native paced the Husker offense in the postseason last year, hitting .500 (19-of-38) with six doubles, seven homers, 16 RBI and 10 runs scored in NU's nine postseason games in the Big Ten Tournament and Stillwater Regional.

Rank	Player (Seasons)	HR
1.	Matt Hopper (2000-03)	64
2.	Bobby Benjamin (1988-90)	48
3.	Dan Johnson (2000-01)	46
4.	Scott Schreiber (2015-18)	44
	Alex Gordon (2003-05)	44
6.	Steve Stanicek (1980-82)	42
7.	Darin Erstad (1993-95)	41
8.	Max Anderson (2021-23)	38
9.	Paul Meyers (1984-86)	36
10.	Ken Harvey (1997-99)	35

### FLASHING THE LEATHER

- As of March 6, Nebraska is 11th nationally with a .986 fielding percentage, including one of two P4 teams with a .985-plus fielding percentage and five-or-fewer errors on the season.

### YOUTH MOVEMENT ON THE MOUND

- The NU pitching staff has seen four true freshmen put up strong outings to begin their time at Nebraska on the mound in the first three weeks of the season.
- Pryce Bender, Colin Nowaczky, Gavin Blachowicz and Blake Encarnacion have combined to deal 8.1 innings, allowing just one run on five hits with six punchouts and four walks.

Player	IP	H	R	ER	BB	SO
Pryce Bender	3.1	2	0	0	0	3
Colin Nowaczky	2.0	2	0	0	1	2
Gavin Blachowicz	2.1	1	1	1	2	1
Blake Encarnacion	0.2	0	0	0	1	0
TOTAL	8.1	5	1	1	4	6

### LUCKY NUMBER SIX IN THE BOLT ERA

- Nebraska is 108-23 under head coach Will Bolt when scoring at least six runs.
- The Big Red have scored six-plus runs in all four victories this season, defeating No. 16 Vanderbilt (6-4), San Diego State (13-0), Louisiana (6-1) and Sam Houston (8-3).
- The Husker offense reached the six-run mark 34 times last season, compiling a 28-6 record.
- Nebraska scored six-plus runs in 33 contests (26-7) in 2023 after tallying at least six runs 23 times (19-4) in 2022, 28 times (26-2) in 2021 and seven times (5-2) in 2020.

**BATS IN THE NEBRASKA LINEUP**

- Devin Nunez is slashing .500/.571/.833 with a pair of homers, four RBI and six runs scored in six appearances, including four starts this season.
- Will Jesse is second on the team in hitting with a .316 batting average in seven games played. The sophomore has two doubles, a triple, two RBI and three runs while holding a perfect 2-for-2 mark in stolen bases.
- Cayden Brumbaugh leads the Huskers with four multi-hit games and three multi-RBI performances while serving primarily as the Huskers' leadoff hitter this season.
- Joshua Overbeek holds a .286 batting average with three doubles and a triple in eight games, followed by Dylan Carey with a .256 hitting clip, three doubles, a homer and eight runs driven in this year.
- Cael Frost has homered twice and driven in five runs in eight starts, while Riley Silva has five hits, two RBI and a pair of stolen bases in eight games.
- Gabe Swansen leads the Husker offense with nine RBI through 10 games, and Case Sanderson has drawn a team-leading six walks on the year.

**HUSKERS IN THE PEN**

- Luke Broderick has appeared in three games for the NU bullpen, including a one-inning save in 6-4 win against No. 16 Vanderbilt.
- Jalen Worthley is 1-0 on the season and has made a team-high four relief appearances, holding 1.69 ERA and three punchouts in 5.1 innings of work.
- Pryce Bender has pitched 3.1 scoreless innings and is holding opponents to a .167 batting average across three appearances, while Colin Nowaczky hasn't allowed a run in two innings of action.
- Grant Cleavinger and Caleb Clark have each made three appearances on the mound, while Ryan Harrahill has toed the rubber twice for the NU pitching staff this season.
- Casey Dais made his season debut last weekend vs. K-State, dealing 1.2 scoreless frames with just one hit allowed and a strikeout against the Wildcats.
- Carson Jasa has totaled five strikeouts across 3.2 innings in three appearances, while Drew Christo has taken the mound a team-high four times through the first 10 games.
- TJ Coats and Gavin Blachowicz have made two relief appearances for the Huskers on the mound this season, while Blake Encarnacion made his collegiate debut against No. 2 LSU last weekend.

**BRODERICK NAMED TO STOPPER OF THE YEAR WATCH LIST**

- Junior closer Luke Broderick earned a spot on the National Collegiate Baseball Writers Association's Stopper of the Year Preseason Watch List, the organization announced last month. The award is given to the top relief pitcher in Division I Baseball each season.
- Broderick, a right-hander from Omaha, Neb., is one of 76 players on the list. The right-hander spent two seasons as a starter at Iowa Western CC before coming to Lincoln and transitioning into a closer in the fall.
- Broderick was one of 24 players selected to the USA NJCAA All-Star Team last summer, helping Team USA to a championship appearance at the historic Honkbalweek Haarlem. The Omaha, Neb., native allowed just three hits and didn't give up a run with six punchouts and two walks in a 3.1-inning outing for the Stars and Stripes.
- In his two years with the Red Sox, Broderick posted an 8-1 record with a 5.75 ERA and 69 strikeouts in 56.1 innings across 21 appearances, including 15 starts. Broderick earned all-conference recognition after going 7-1 with a 3.21 ERA and 56 strikeouts in 42 innings in 2024.

**ROB CHILDRESS PITCHING FACTORY**

- Proven to be one of the nation's top pitching coaches at the collegiate level, Rob Childress has produced 25 All-Americans and 40 top-10 round draft picks in his 25 seasons directing the pitching at Nebraska and Texas A&M.
- Under his tutelage, 80 pitchers have been drafted or signed as free agents during his time with the Huskers and Aggies.

- Childress' pitching staffs have finished in the top-15 in the country in ERA eight times since 2000, including top-three finishes on three occasions. Five of his pitching staffs have finished in the top-25 nationally in strikeouts per nine innings since 2010, including four times in the top 10.
- In his nine seasons at the helm of the NU pitching staff, the Huskers have produced six of the top 10 single-season strikeout totals in school history, including a school-record 538 strikeouts in 2005. The NU pitchers fell 11 punchouts shy of tying the school record last season, compiling the second-most strikeouts in program history with 527 strikeouts in 2024.
- Childress' pitching staffs have completed 11 seasons with a walks-per-innings below three, including a season-low 2.51 walks/9 inn. at Nebraska in 2000 and Texas A&M in 2011.

Category (26 Seasons with NEB/TAMU)	Stat
ERA	3.57
Strikeouts/9 inn.	7.8
Hits/9 inn.	8.3
Walks/9 inn.	2.89
Strikeout-to-Walk Ratio	2.71
Strikeouts/Season	490.6

**THREE HUSKERS AMONG THE NATIONAL LEADERS**

- As of March 6, three Huskers rank among the top 50 nationally in six individual offensive and pitching statistics.

Category	Value	B1G	NCAA
<u>Will Walsh</u>			
Strikeout-to-Walk Ratio	14.0	3rd	26th
Victories	2	8th	43rd
WHIP	0.77	4th	48th
Walks Allowed/9 inn.	0.69	2nd	31st

Ty Horn

Games Started	3	1st	20th
---------------	---	-----	------

Mason McConnaughey

Games Started	3	1st	20th
---------------	---	-----	------

**BIG RED AMONG THE NATIONAL LEADERS**

- Nebraska ranks among the Big Ten leaders and top 50 nationally in a pair of statistical categories as of March 6.

Category	Value	B1G	NCAA
Fielding Percentage	.986	3rd	11th
Shutouts	1	6th	42nd

**HUSKERS BY MONTH IN 2025**

	Feb.	March	April	May
Records	4-4	0-2	--	--
Runs	42	12	--	--
Runs/Game	5.3	6.0	--	--
Opp. Runs/Game	4.4	10.0	--	--
Hits	62	20	--	--
Hits/Game	7.8	10.0	--	--
ERA	3.91	9.50	--	--
Strikeouts	71	17	--	--
Strikeouts/Game	8.9	8.5	--	--

**BIG RED ON THE RISE**

- Nebraska is the only P4 program and one of four teams nationally to record at least a seven-win improvement in each of the last two seasons.
- The Huskers saw a 10-win improvement in 2023 after improving their win total by seven and compiling a 40-22 overall record last season.

Team	2022	2023	2024
Austin Peay (ASUN)	19	26 (+7)	35 (+9)
Nebraska (Big Ten)	23	33 (+10)	40 (+7)
Sacred Heart (NEC)	12	28 (+16)	35 (+7)
UC Davis (Big West)	6	17 (+11)	29 (+12)

**MINING THE JUNIOR COLLEGE RANKS**

- Of the 40 Husker on this year's squad, 13 Huskers spent time playing at least one season at the junior college level at some point prior to arriving in Lincoln.
- Two players hail from Barton County CC and Iowa Western CC, while Cisco College, Hutchinson CC, Kirkwood CC, New Mexico

**HOME OF THE HUSKERS**

On July 30, 1999, the University of Nebraska, the City of Lincoln and NEBCO Inc. announced plans to construct two new stadiums, an 8,500-seat ballpark for the Husker baseball program and the Saltdogs – marking professional baseball's return to the Star City for the first time in 40 years – and a 2,500-seat softball stadium located next door.

In March of 2000, Howard and Myrna Hawks guaranteed the University's commitment to the baseball/softball project, enabling Nebraska to move forward on the complex on schedule. An avid supporter of the Husker baseball program, Myrna Hawks never had the opportunity to see the finished product, as she passed away on Jan. 24, 2001. In her honor, the playing surface was named Hawks Field in February of 2002 and was formally dedicated on April 28, 2002, before a doubleheader against Kansas.

**TOP 10 SINGLE-GAME ATTENDANCE**

No.	Opponent (Date)	Attendance
1.	Texas A&M (April 14, 2006)	8,757
2.	Miami (June 11, 2005)	8,711
3.	Texas A&M (May 9, 2008)	8,708
4.	Kansas (April 19, 2008)	8,697
5.	Creighton (June 4, 2005)	8,662
6.	Texas (April 21, 2007)	8,656
7.	UC Irvine (May 31, 2008)	8,646
8.	Oklahoma (May 21, 2006)	8,613
9.	Richmond (June 9, 2002)	8,569
10.	Texas (April 8, 2005)	8,485

**TOP 10 CONFERENCE SERIES ATTENDANCE**

No.	Opponent (Date)	Attendance
1.	Oklahoma (May 19-21, 2006)	25,175
2.	Texas A&M (April 13-15, 2006)	24,490
3.	Texas (April 8-10, 2005)	22,595
4.	Texas (April 20-22, 2007)	21,898
5.	Maryland (April 7-9, 2017)	19,705
6.	Indiana (May 10-12, 2024)	19,552
7.	Kansas State (May 20-22, 2005)	19,302
8.	Iowa (April 14-16, 2017)	18,931
9.	Baylor (May 16-18, 2003)	18,358
10.	Texas Tech (April 4-6, 2008)	18,320

**TOP 10 NON-CONFERENCE SERIES ATTENDANCE**

No.	Opponent (Date)	Attendance
1.	Richmond (June 7-9, 2002)	25,524*
2.	FGCU (March 13-15, 2015)	17,083
3.	Miami (June 10-11, 2005)	17,019**
4.	Arizona State (May 10-12, 2019)	16,153
5.	Texas A&M-CC (March 18-20, 2022)	15,480
6.	Alabama (March 10-12, 2006)	14,885
7.	Texas (March 27-29, 2015)	14,866
8.	Nevada (April 26-28, 2018)	14,669
9.	College of Charleston (March 17-19, 2017)	14,653
10.	BYU (April 14-16, 2022)	14,606#

\* - Three-game series in Lincoln Super Regional

\*\* - Two games of Lincoln Super Regional

# - Four-game series played in three dates



## TRACKING THE OPPONENTS

School (Conference)	Record	RPI
UC Irvine (Big West)	9-3	49
Vanderbilt (SEC)	10-3	8
San Diego State (Mountain West)	4-9	224
Grand Canyon (WAC)	8-4	70
Louisiana (Sun Belt)	6-7	106
Sam Houston (CUSA)	3-9	273
LSU (SEC)	13-1	92
Kansas State (Big 12)	6-5	30
Omaha (Summit League)	3-8	15
South Dakota State (Summit League)	1-7	283
Washington (Big Ten)	5-8	108
Wichita State (AAC)	3-8	96
UCLA (Big Ten)	10-3	18
Pepperdine (WCC)	3-10	158
USC (Big Ten)	9-3	23
Oregon State (Independent)	7-3	12
Creighton (Big East)	5-4	99
Rutgers (Big Ten)	5-7	111
Kansas (Big 12)	10-1	13
Iowa (Big Ten)	4-6	246
Northwestern (Big Ten)	5-5	204
Maryland (Big Ten)	7-5	125
Minnesota (Big Ten)	5-5	19
Michigan (Big Ten)	6-5	54
Purdue (Big Ten)	12-1	29

## HUSKERS IN THE PROS

### HUSKERS IN THE MLB

Player	Pos.	Team
Aaron Bummer	LHP	Atlanta Braves
Jake Meyers	OF	Houston Astros
Cade Povich	LHP	Baltimore Orioles
Spencer Schwellenbach	RHP	Atlanta Braves
Matt Waldron	RHP	San Diego Padres



### HUSKERS IN THE MINOR LEAGUE

Player	Pos.	Team
Max Anderson	INF	Erie SeaWolves
Jace Kaminska	RHP	Fresno Grizzlies
Brice Matthews	INF	Sugar Land Space Cowboys
Jake McSteen	LHP	Mississippi Braves
Emmett Olson	LHP	Beloit Sky Carp
Shay Schanam	RHP	Rome Emperors

\*As of end of 2024 season



Military Institute, Pasco Hernandez JC and Weatherford JC all had one Husker come through their respective programs.

### HUSKERS SEEK SEVENTH NCAA REGIONAL SINCE 2014

• The Big Red look to continue their recent trend of qualifying for the NCAA Tournament. NU has made it to the NCAA Regional in six of the last 10 seasons (2014, 2016, 2017, 2019, 2021, 2024) (2020 not included due to COVID-19).

### STARS IN THE MAKING

• Nebraska has nine players ranked in D1Baseball's Top MLB Draft Prospects and Impact Freshmen rankings in the Big Ten.

#### Top Big Ten Prospects - 2025 Draft Eligible

- Mason McConaughy - No. 9
- Luke Broderick - No. 12
- Case Sanderson - No. 13
- Dylan Carey - No. 27

#### Top Big Ten Prospects - 2026 Draft Eligible

- Ty Horn - No. 5
- Carson Jasa - No. 23
- Tucker Timmerman - No. 26

#### Top 20 Impact Freshmen List

- Pryce Bender - No. 11
- J'Shawn Unger - No. 17

### FIVE HUSKERS IN D1BASEBALL POSITION RANKINGS

• Nebraska had five players listed in D1Baseball's Preseason Player Rankings released throughout the month of February.

• Cael Frost and Gabe Swansen were ranked No. 27 and 95, respectively, in the list of the top 100 outfielders. Frost batted .343 with 21 homers and 59 RBI as the Summit League Player of the Year at South Dakota State last season, while Swansen hit .327 at the plate with eight home runs and 22 RBI in 34 games in 2024.

• Mason McConaughy checked in at No. 14 in the top 150 starting pitchers after going 9-3 with a 3.45 ERA and 91 strikeouts in 73 innings last season.

• Luke Broderick and Drew Christo were ranked No. 84 and 95, respectively, in the list of the top 100 relievers. Broderick comes to Lincoln after spending the last two years at Iowa Western CC, while Christo went 3-3 with a save and a 4.62 ERA in 17 appearances in 2024.

### BOLIN, BRODERICK DON THE STARS AND STRIPES

• Juniors Robby Bolin and Luke Broderick helped the USA NJCAA All-Star Team to a championship appearance at the historic Honkbalweek Haarlem last summer.

• Bolin earned recognition as Team USA's best hitter of the tournament after swiping a tournament-high five stolen bases and hitting .391 at the plate with nine hits, an RBI and six runs scored in the tournament's seven games.

• Broderick appeared in one game for the Stars and Stripes in a 3.1-inning outing, allowing just three hits and didn't give up a run while compiling six strikeouts and two walks.

### 2025 BIG TEN PRESEASON POLL

• Nebraska was picked to finish second in the 2025 Big Ten Preseason Poll, the league office announced this week.

• Oregon was chosen as the league's favorite, coming off consecutive super regional appearances in 2023 and 2024.

• The Big Red were selected for a runner-up finish, followed by Indiana, UCLA, Michigan and USC.

Rank	School	2024 Record (B1G)
1.	Oregon	40-20
2.	Nebraska	40-22 (16-8)
3.	Indiana	33-26-1 (15-9)
4.	UCLA	19-33
5.	Michigan	32-28 (14-10)
6.	USC	31-28

### MAJOR LEAGUE FAMILY TIES

• Several members of the 2025 Husker roster have family members who have reached The Show or have heard their

name called in the Major League Baseball Draft.

Player	Relative	Organization
Brumbaugh	Cliff (Father)	Rangers/Rockies
Carey	Dave (Grandfather)	Expos
	Dan (Great Uncle)	Mets
	Scott Fries (Cousin)	Cubs
Cleavinger	Garrett (Brother)	Rays
Harrahill	Dwight Siebler (3rd Cousin)	Twins
Lewis	Peyton (Father)	Blue Jays
	Tyson (Brother)	Reds

### BIG RED FAMILY CONNECTION

• Four Huskers on the NU roster have had at least one family member compete in a sport at Nebraska.

• Max Buettenback and Drew Christo have relatives who played on the gridiron for the Big Red, while Dylan Carey and Ryan Harrahill each have a family member who competed for the NU baseball program.

Player	Relative	Sport
Buettenback	Ben (Father)	Football
	Matt Vrzal (Uncle)	Football
Carey	Scott Fries (Cousin)	Baseball
Christo	Monte (Father)	Football
Harrahill	Dwight Siebler (3rd Cousin)	Baseball

### TWO HUSKERS TAKEN IN 2024 MLB DRAFT

• The Huskers have at least two players picked in the MLB Draft in eight of the last 10 drafts (excluding shortened 2020 Draft) after Josh Caron and Brett Sears heard their named called in the 2024 MLB Draft.

• Last year's draft marked the third time in the last four drafts that the Huskers had multiple players selected in the top 10 rounds.

• Caron became the highest overall selection of a Husker catcher since 1985 with the fourth-round selection by the Seattle Mariners. The NU junior was one of two catchers nationally to hit at least .300 at the plate with 15-plus homers and 65 runs driven in last season after hitting .308 with 15 doubles, a triple, 16 home runs, 65 RBI and 46 runs for the Huskers in 2024.

• Sears heard his name called with the seventh-round selection by the Atlanta Braves to become the fifth Husker pitcher under head coach Will Bolt to be drafted in the first 10 rounds, joining Spencer Schwellenbach (2nd, 2021), Cade Povich (3rd, 2021), Emmett Olson (4th, 2023) and Jace Kaminska (10th, 2023). The unanimous Second-Team All-American was the Big Ten's Pitcher of the Year and a First-Team All-Big Ten selection after posting a 9-1 record with a 2.16 ERA and 101 punchouts in 104 innings.

### NU AMONG NATION'S BEST IN ATTENDANCE

• Nebraska has led the Big Ten in attendance every season since joining the Big Ten in 2012 and ranks ninth nationally in average attendance in the last 13 seasons with 4,207 fans per game.

• The Big Red have ranked in the Top 20 in average attendance in each season since 2012, climbing as high as sixth in 2017 and 2021.

• The Huskers have finished in the top 15 in average attendance in every season since 2015, joining LSU, Ole Miss, Arkansas, South Carolina, Mississippi State, Texas and Florida as the only eight programs to accomplish the feat.

Rank	Team	Avg. Attendance Since 2012
1.	LSU (SEC)	10,197
2.	Ole Miss (SEC)	8,634
3.	Arkansas (SEC)	8,422
4.	Mississippi State (SEC)	8,113
5.	South Carolina (SEC)	6,591
6.	Texas (SEC)	5,543
7.	Texas A&M (SEC)	4,765
8.	Florida State (ACC)	4,239
9.	Nebraska (Big Ten)	4,207
10.	Clemson (ACC)	4,171



## PLAYING CAREER

1999-02 Nebraska

## COACHING CAREER

2005	Nebraska	Volunteer Assistant
2006-07	Texas A&M	Volunteer Assistant
2008-11	Texarkana College	Head Coach
2012-14	Nebraska	Assoc. Head Coach
2015-19	Texas A&M	Assistant Coach
2020-Pres.	Nebraska	Head Coach

## YEAR-BY-YEAR COACHING RECORD

Yr.	Record	Pct.	Conf.	Postseason
2020	7-8	.467	-	-
2021	34-14	.708	31-12	NCAA Regional
2022	23-30	.434	10-14	-
2023	33-23-1	.588	15-9	-
2024	40-22	.645	16-8	NCAA Regional
2025	4-6	.400	0-0	-

## COACHING HONORS

2021 Big Ten Coach of the Year

## NCAA TOURNAMENTS

### NEBRASKA

- » 2005 College World Series
- » 2014 NCAA Regional
- » 2021 NCAA Regional
- » 2024 NCAA Regional

### TEXAS A&M

- » 2007 NCAA Super Regional
- » 2015 NCAA Super Regional
- » 2016 NCAA Super Regional
- » 2017 College World Series
- » 2018 NCAA Regional
- » 2019 NCAA Regional

## CONFERENCE CHAMPIONSHIPS

### NEBRASKA

- » 2021 Big Ten Regular Season Champions
- » 2005 Big 12 Regular Season Champions
- » 2005 Big 12 Tournament Champions
- » 2024 Big Ten Tournament Champions

### TEXAS A&M

- » 2007 Big 12 Tournament Champions
- » 2016 SEC Tournament Champions

# N HEAD COACH WILL BOLT 7

One of the catalysts in Nebraska baseball's rise to national prominence in his playing days, Will Bolt returned to his alma mater as former athletic director Bill Moos named Bolt the 24th head coach of the Husker baseball program on June 14, 2019. He enters his sixth season at the helm in 2025.

Bolt captained the Huskers' first two College World Series teams in 2001 and 2002, and has 16 years of NCAA Division I coaching experience, having served in assistant coaching roles at Texas A&M and Nebraska. Bolt also spent four years as the head coach at Texarkana College.

### NEBRASKA HEAD COACH

Bolt guided the Huskers to their first Big Ten Tournament title in program history after the Huskers fought off elimination five times with a perfect 5-0 mark, including a 2-1 win over Penn State in the Big Ten Championship game. The Huskers made their 18th NCAA Tournament appearance in program history and posted a 40-22 overall record, as the Big Red reached the 40-win mark for the first time since 2014 and the 19th time in program history.

Along with the Big Ten Tournament run, Brett Sears was a unanimous Second-Team All-American and was named the Big Ten's Pitcher of the Year before getting drafted by the Atlanta Braves in the seventh round of the MLB Draft. Josh Caron was selected in the fourth round by the Seattle Mariners, becoming the highest overall selection of a Husker catcher since 1985.

In 2023, the Huskers had four players picked in the first 10 rounds of the MLB Draft for the first time since 2005. Fueled by Second-Team All-American Max Anderson and first-round draft pick Brice Matthews, the Nebraska offense belted a school-record 97 home runs. Anderson became the first Husker since 2001 to hit above .400 at the plate with a .414 batting average while hitting the fifth-most homers in program history with 21 last season. Matthews became the first player in program history and second player all-time in the Big Ten to record 20 home runs and 20 stolen bases in a season.

The 2021 Big Ten Coach of the Year, Bolt guided Nebraska to its second Big Ten regular-season championship in 2021. The Huskers compiled a 34-14 record, including a 31-12 record in Big Ten play, with NU capturing the league crown by 3.5 games. Nebraska also advanced to its first regional final since 2007 while posting a 3-2 record in the NCAA Fayetteville Regional.

In addition to Bolt's coaching accolade, NU counted the Big Ten Player of the Year in Spencer Schwellenbach, the Big Ten Freshman of the Year in Max Anderson and four first-team All-Big Ten honorees -- its most since joining the league. Schwellenbach was also tabbed the John Olerud Two-Way Player of the Year and a first-team All-American, and Anderson picked up Freshman All-America recognition.

Three NU hurlers were selected in the 2021 MLB Draft, with Schwellenbach in the second round (59th overall) by the Atlanta Braves, Cade Povich going in the third round (98th overall) by the Minnesota Twins and Cam Wynne picked in the 20th round by the Philadelphia Phillies.

Bolt and his coaching staff have done impressive work in recruiting since their arrival in Lincoln. The Huskers' 15-member 2021 recruiting class, which included a trio of top-200 prospects, was ranked 20th by Perfect Game, 21st by Baseball America and 36th by Collegiate Baseball.

Nebraska's 2020 season -- Bolt's first at the helm -- was cut short due to the COVID-19 pandemic.

### TEXAS A&M ASSISTANT COACH

Bolt spent five seasons as an assistant coach at Texas A&M under former NU assistant Rob Childress. In that span, the Aggies went 219-98-1 (.690) with five straight NCAA Regional appearances, three Regional titles, an SEC Tournament title in 2016 and an appearance in the 2017 College World Series.

Bolt's primary functions on the Aggie staff included coordinating the offensive game, mentoring the infielders and serving as third base coach. The Aggies finished in the top-25 nationally in batting average twice under his tutelage, and finished in the top five of the SEC in hitting or runs scored in four of his five seasons with the Aggies. He tutored 12 hitters who were selected in the MLB Draft during his tenure in College Station, including six players selected in the top-10 rounds, and seven players who earned first- or second-team All-SEC honors.

In 2019, the Aggie offense was led by Braden Shewmake, who was the No. 21 overall selection in the Major League Baseball Draft by the Atlanta Braves. Shewmake hit .313 with six homers, 47 RBI and 45 runs scored en route to becoming the school's first MLB first-round pick since 2012. The Aggies won 39 games and reached the championship game of the Morgantown Regional.

In 2018, the Aggies went 40-22 and reached an NCAA Regional behind the emergence of Michael Helman, who finished 15th in the nation in hits (92), and logged a .369 batting average, .451 on-base percentage and 61 runs to rank in the top 50 nationally.

The Aggies made a run to the College World Series in 2017, finishing the season with a 41-23 mark behind the rise of Shewmake, who earned All-America honors and was named National Freshman of the Year and SEC Freshman of the Year after hitting .328 with 11 homers and 69 RBI.

Bolt guided a prolific Texas A&M offense to 49 runs and an SEC Tournament title in 2016, as the Aggies led the SEC in batting average, runs scored, hits, home runs, on-base percentage and slugging percentage while ranking in the top-25 nationally in seven categories, including hits (712, second), runs (471, ninth), batting average (.311, 15th), doubles (129, 20th), home runs (62, 22nd), slugging percentage (.467, 22nd) and scoring offense (7.2 runs per game, 23rd). The Aggies were led by All-American Boomer White, who hit .386 with five homers, 46 RBI and 49 runs scored while striking out just 16 times in 259 plate appearances en route to SEC Player-of-the-Year honors.

Bolt made an immediate impact for the Texas A&M offense in his first season, as the Aggies ranked second in the SEC in hitting (.299) and third in runs scored (6.6) during his first season in College Station. The Aggies opened the season with an SEC-record

24-game win streak on their way to a 50-win season and a Super Regional appearance. That year, the Aggies ranked among the national leaders in home runs (third, 70), hits (655, seventh), runs (424, 15th) and slugging percentage (.457, 15th).

### NEBRASKA ASSOCIATE HEAD COACH

Bolt was associate head coach for the Huskers from 2012 to 2014, serving under Darin Erstad. Bolt tutored four players to first-team All-Big Ten honors, including two-time selections Chad Christensen, Michael Pritchard and Pat Kelly.

Nebraska was one of the top offenses in the Big Ten during his final year in Lincoln in 2014, ranking 19th nationally in hits (623), 30th in triples (19) and 31st in batting average (.293) as Nebraska won 41 games and reached the NCAA Tournament for the first time since 2008. Nebraska's defense was also one of the best units in the country. With new starters at first base, third base, shortstop, left field and center field, the Huskers ranked 21st in the country with a .976 fielding percentage.

Under Bolt's watch in 2013, Nebraska's defense turned in its best performance in school history. The Huskers ranked second in the nation with a .981 fielding percentage, setting school and Big Ten records. The Husker offense improved under Bolt's tutelage in 2013, ranking in the top three in the Big Ten in eight offensive categories. In conference play, the Huskers led the conference in batting average (.335), on-base percentage (.401), runs (180), hits (307) and RBIs (159).

In Bolt's first season at Nebraska in 2012, he helped raise the team batting average by 45 points, as the Huskers ranked eighth nationally with a .315 clip as a squad. NU was eighth nationally in scoring offense, leading the Big Ten with 7.1 runs per game, while also topping the conference in homers (47), on-base percentage (.384) and runs scored (413). Pritchard, a third-team All-American, was one of six Husker hitters to earn all-conference recognition.

### TEXARKANA COLLEGE HEAD COACH

Before joining Erstad's staff, Bolt served four years as head coach at Texarkana College from 2008 to 2011. He led the Bulldogs to a pair of Region XIV championships during his four-year stint. Bolt guided the Bulldogs to back-to-back Region XIV championships (2009 and 2010) during a stretch of four straight Regional Tournament appearances and four 30-plus win seasons. Bolt, who was 140-82 (.631) at Texarkana, helped over 20 players sign with Division I schools.

### TEXAS A&M VOLUNTEER ASSISTANT COACH

Bolt headed back to his home state in 2006 and spent two seasons as a volunteer assistant coach at Texas A&M. In 2007, he was on staff when the Aggies advanced to the Super Regionals, while producing a 49-18 overall record and claiming the program's first Big 12 Tournament title. In College Station, Bolt specialized in infield work and helped tutor All-Americans Brandon Hicks and Blake Stouffer, who were each drafted in the first five rounds of the MLB Draft.

### NEBRASKA VOLUNTEER ASSISTANT COACH

Bolt began his collegiate coaching career as a volunteer assistant at Nebraska in 2005, working with the Husker infielders and hitters. Behind National Player of the Year Alex Gordon, the Huskers compiled a school-record 57 wins and swept the Big 12 regular-season and Tournament championships. Nebraska finished the season with a then-school record .975 fielding percentage and included an infield that featured Gordon, first-team All-Big 12 performer Curtis Ledbetter and Joe Simokaitis, a second-team All-Big 12 pick.

### NEBRASKA PLAYING CAREER

A member of Dave Van Horn's first recruiting class, Bolt was a four-year starter and team captain on Nebraska's 2001 and 2002 College World Series teams. The infielder played an instrumental role in helping Nebraska to four NCAA Regionals, three Super Regionals and back-to-back College World Series appearances.

Bolt was the Minneapolis Regional MVP as a sophomore, hitting .545 in three games to lead the Big Red to its first-ever NCAA Regional title. The following year, Bolt made one of the most memorable plays in school history, catching the final out of the 2001 Super Regional against Rice to send the Big Red to its first-ever College World Series.

Bolt finished his career holding six school records, including games played (251), games started (242), at-bats (922), hits (281), doubles (56) and assists (639). Bolt remains in the school's top five in several categories, including doubles (first, 56), games played (second, 251), assists (second, 639), hits (third, 281) and runs scored (fifth, 197).

Following his playing career, he began his coaching career as a graduate manager at Nebraska in 2004 before serving as head coach for the Parkville Sluggers (M.I.N.K. League) the following summer.

### PERSONAL

A native of Conroe, Texas, Bolt and his wife, Lauren, were married in July 2005. They have two sons, Jaxon and Austin, and one daughter, Bella. Bolt graduated from Nebraska in 2003 with a degree in communication studies before earning his master's degree in 2006. Lauren graduated from Nebraska in 2005 with a degree in journalism.

### COACHING STAFF



**Will Bolt**  
Head Coach  
Dugout



**Lance Harvell**  
Assistant Coach  
1st Base/Dugout



**Rob Childress**  
Assistant Coach  
Mound Visits/Dugout



**Mike Sirianni**  
Assistant Coach  
3rd Base/Dugout

### NEBRASKA IN 2025

	Overall	B1G
Overall	4-6	0-0
Home	0-0	0-0
Away	1-3	0-0
Neutral	3-3	0-0
Non-Conference	4-6	---
vs. Ranked Opponent	1-1	0-0
Day Games	0-6	0-0
Night Games	4-0	0-0
vs. Left-Handed Starter	2-2	0-0
vs. Right-Handed Starter	2-4	0-0
1-Run Games	0-0	0-0
2-Run Games	1-1	0-0
5+ Run Games	3-3	0-0
Extra Innings	0-0	0-0
Shutouts	1-0	0-0
Scoring 0-2 Runs	0-3	0-0
Scoring 3-5 Runs	0-1	0-0
Scoring 6-9 Runs	3-2	0-0
Scoring 10+ Runs	1-0	0-0
Opp. 0-2 Runs	2-0	0-0
Opp. 3-5 Runs	2-2	0-0
Opp. 6-9 Runs	0-1	0-0
Opp. 10+ Runs	0-3	0-0
Score in 1st Inning	3-2	0-0
Opp. Score in 1st Inning	1-3	0-0
Score First	4-2	0-0
Opp. Score First	0-4	0-0
After 6 Innings:		
Leading	4-1	0-0
Trailing	0-4	0-0
Tied	0-1	0-0
After 7 Innings:		
Leading	4-0	0-0
Trailing	0-5	0-0
Tied	0-1	0-0
After 8 Innings:		
Leading	4-0	0-0
Trailing	0-4	0-0
Tied	0-0	0-0
Hit 0 Home Runs	1-3	0-0
Hit 1 Home Run	2-1	0-0
Hit 2+ Home Runs	0-0	0-0
Opp. 0 Home Runs	1-2	0-0
Opp. 1 Home Run	2-2	0-0
Opp. 2+ Home Runs	0-0	0-0
Made 0 Errors	3-3	0-0
Made 1 Error	0-1	0-0
Made 2+ Errors	0-0	0-0
Opp. 0 Error	1-1	0-0
Opp. 1 Error	0-3	0-0
Opp. 2+ Errors	2-0	0-0
Out-Hit Opp.	3-0	0-0
Out-Hit by Opp.	0-4	0-0
Hits are tied	0-0	0-0

### BY MONTH

February	3-4	0-0
March	0-0	0-0
April	0-0	0-0
May	0-0	0-0

### BY DAY

Monday	0-1	0-0
Tuesday	0-0	0-0
Wednesday	0-0	0-0
Thursday	0-0	0-0
Friday	1-1	0-0
Saturday	1-2	0-0
Sunday	1-0	0-0

### BY UNIFORM

Cream	0-0	0-0
White	0-1	0-0
Pinstripes	0-0	0-0
Grey	1-1	0-0
Red	2-2	0-0

No.	Player	Yr.	Pos.	Ht.	Wt.	B/T	Hometown / Previous School(s)
0	Cayden Brumbaugh	RJr.	UTIL	5-11	195	R/R	Edmond, Okla. / Sante Fe/ Oklahoma State
1	Riley Silva	Sr.	OF	6-0	190	L/R	Cambridge, Ontario / Barton County CC
4	Joshua Overbeek	Sr.	INF	6-1	210	S/R	Cincinnati, Ohio / Anderson / Pitt / Cisco College
5	Robby Bolin	Jr.	OF	6-2	205	L/L	Topeka, Kan. / Washburn Rural / Bart County CC
6	Pryce Bender	Fr.	RHP	6-3	185	R/R	Edmond, Okla. / Edmond North HS
9	Rhett Stokes	Sr.	INF	5-10	195	R/R	Roswell, N.M. / Roswell / New Mexico Military Institute
10	Hogan Helligso	Sr.	C	6-0	195	R/R	Elkhorn, Neb. / Elkhorn South / Creighton
11	Max Buettenback	So.	UTIL	6-2	215	L/R	Lincoln, Neb. / Lincoln Southeast
12	Cael Frost	Sr.	OF	6-0	200	L/R	Gilbertville, Iowa / Don Bosco Catholic / South Dakota State
13	Will Jesske	So.	UTIL	5-11	210	R/R	Lincoln, Neb. / Lincoln Southeast
14	Case Sanderson	So.	UTIL	6-2	215	L/L	Nevada, Mo. / Nevada
15	Dylan Carey	Jr.	INF	6-3	210	R/R	Castle Rock, Colo. / Ponderosa
16	Devin Nunez	Fr.	INF	5-11	180	L/R	Navasota, Texas / Navasota HS
17	Hayden Lewis	RSo.	OF	6-1	205	L/L	Yutan, Neb. / Yutan HS
18	Kanon Sundgren	Jr.	C	6-1	185	R/R	Silsbee, Texas / Silsbee HS / Weatherford JC
20	Ty Horn	So.	RHP	6-2	200	L/R	Halstead, Kan. / Eisenhower
21	Jaron Cotton	Jr.	INF	6-3	200	R/R	Leander, Texas / Leander HS / Barton County CC
23	Blake Encarnacion	Fr.	RHP	6-4	210	R/R	Friendswood, Texas / Friendswood HS
24	Caleb Clark	Jr.	LHP	6-2	210	L/L	Orillia, Ontario / Orillia Secondary School
25	Drew Christo	Sr.	RHP	6-5	240	R/R	Elkhorn, Neb. / Elkhorn
26	TJ Coats	So.	RHP	6-3	220	R/R	Overland Park, Kan. / Blue Valley Southwest HS / Cloud County CC
28	Luke Broderick	Jr.	RHP	6-3	215	R/R	Omaha, Neb. / Mount Michael Benedictine / Iowa Western CC
30	Will Walsh	RSr.	LHP	6-4	220	L/R	Leawood, Kan. / Rockhurst HS
32	Tucker Timmerman	So.	RHP	6-3	220	R/R	Beatrice, Neb. / Beatrice HS
33	Jackson Brockett	Sr.	LHP	6-1	205	L/L	Omaha, Neb. / Elkhorn South / Buford HS (Ga.)
34	Colin Cymbalista	Jr.	C	6-0	200	R/R	Pickering, Ontario / St. Mary's Catholic Secondary School / Hutchinson CC
35	Ryan Harrahill	So.	RHP	6-4	225	R/R	Elkhorn, Neb. / Elkhorn North HS
36	Grant Cleavinger	Jr.	LHP	6-5	225	L/L	Lawrence, Kan. / Lawrence HS / Tulane
37	J'Shawn Unger	Fr.	RHP	6-5	225	R/R	Blair, Neb. / Blair HS
39	Carson Jasa	RFr.	RHP	6-7	225	R/R	Thornton, Colo. / Faith Christian Academy
41	Chase Olson	Fr.	LHP	5-11	180	L/L	Raymore, Mo. / Raymore-Peculiar HS
42	Jalen Worthley	Jr.	LHP	5-10	185	L/L	Lincoln, Neb. / Lincoln East HS
43	Aiden Lieser	Fr.	RHP	6-2	215	L/R	Lino Lakes, Minn. / Centennial HS
44	Gabe Swansen	Sr.	OF	6-0	200	R/R	Johnston, Iowa / Johnston HS
45	Casey Daiss	Sr.	RHP	6-4	210	R/R	Webster, Fla. / Pasco Hernandez JC
46	Aiden White	Fr.	LHP	6-2	210	L/L	Prosper, Texas / Prosper HS
47	Colin Nowaczyk	Fr.	LHP	6-1	190	L/L	Elkhorn, Neb. / Elkhorn North HS
50	Gavin Blachowicz	Fr.	RHP	6-3	205	L/R	Olathe, Kan. / Olathe South HS
51	Mason McConnaughey	Jr.	RHP	6-3	220	R/R	Topeka, Kan. / Seaman HS / Cloud County CC
55	Tyler Stone	Sr.	INF	6-3	240	L/R	Scottsdale, Ariz. / Chaparral HS / Gonzaga / Iowa Western CC

## COACHING & SUPPORT STAFF

7	Will Bolt	Head Coach
22	Lance Harvell	Assistant Coach
29	Rob Childress	Assistant Coach
3	Mike Sirianni	Assistant Coach
	Conor Behrens	Dir. of Operations
	Derey Roy	Dir. of Player Development
	Cole Evans	Graduate Manager
	Renee Brinkman	Baseball Office Manager
	Garrett Plumlee	Strength Coach
	Tanner Fowler	Athletic Trainer

## PRONUNCIATIONS

Player	Pronunciation
Cayden Brumbaugh	Brum-baw
Hogan Helligso	Hell-ig-so
Max Buettenback	Byoo-ten-back
Kanon Sundgren	like Cannon
Jaron Cotton	Jare-in
Colin Cymbalista	Sim-bull-ista
Grant Cleavinger	Clev-in-ger
Carson Jasa	Yaw-suh
Aiden Lieser	Lee-ser
Casey Daiss	Dice
Colin Nowaczyk	Nuh-VAH-check
Gavin Blachowicz	black-oh-witz

## ROSTER BREAKDOWN BY CLASS

**R-Senior (1):** Walsh

**Senior (10):** Brockett, Christo, Daiss, Frost, Helligso, Overbeek, Silva, Stokes, Stone, Swansen

**R-Junior (1):** Brumbaugh

**Junior (10):** Bolin, Broderick, Carey, Clark, Cleavinger, Cotton, Cymbalista, McConnaughey, Sundgren, Worthley

**R-Sophomore (1):** Lewis

**Sophomore (7):** Buettenback, Coats, Harrahill, Horn, Jesske, Sanderson, Timmerman

**R-Freshman (1):** Jasa

**Freshman (9):** Bender, Blachowicz, Encarnacion, Lieser, Nowaczyk, Nunez, Olson, Unger, White

## ROSTER BREAKDOWN BY POSITION

**Catcher (3):** Cymbalista, Helligso, Sundgren

**Infielder (6):** Carey, Cotton, Nunez, Overbeek, Stokes, Stone

**Outfielder (5):** Bolin, Frost, Lewis, Silva, Swansen

**Left-Handed Pitcher (8):** Brockett, Clark, Cleavinger, Nowaczyk, Olson, Walsh, White, Worthley

**Right-Handed Pitcher (14):** Bender, Blachowicz, Broderick, Christo, Coats, Daiss, Encarnacion, Harrahill, Horn, Jasa, Lieser, McConnaughey, Timmerman, Unger

**Utility Player (4):** Brumbaugh, Buettenback, Jesske, Sanderson



2025 BIG TEN STANDINGS (THROUGH MARCH 5)

Team	Big Ten Record	Pct.	GB	Overall Record	Pct.	Streak
Purdue	0-0	--	--	12-1	.923	W2
Penn State	0-0	--	--	9-1	.900	W8
No. 10 Oregon	0-0	--	--	11-2	.846	W8
Michigan State	0-0	--	--	9-2	.818	L1
UCLA	0-0	--	--	10-3	.769	W3
USC	0-0	--	--	9-3	.750	L2
Illinois	0-0	--	--	6-4	.600	L1
Maryland	0-0	--	--	7-5	.583	W1
Michigan	0-0	--	--	6-5	.545	L1
Minnesota	0-0	--	--	5-5	.500	W1
Northwestern	0-0	--	--	5-5	.500	L4
Indiana	0-0	--	--	6-7	.462	L1
Iowa	0-0	--	--	5-6	.455	W2
Rutgers	0-0	--	--	5-7	.417	W1
Nebraska	0-0	--	--	4-6	.400	L2
Washington	0-0	--	--	5-8	.385	W2
Ohio State	0-0	--	--	2-8	.200	W1

SCHEDULE/RESULTS (SUBJECT TO CHANGE)

Monday, March 3

Iowa 11, Loras (DIII) 3      Maryland 8, James Madison 4

Tuesday, March 4

Rutgers 8, Delaware 2      Northern Ky. 13, Indiana 11  
Ohio State 12, St. John's 10      Purdue 14, Indiana State 4  
Penn State 7, FDU 6      Washington 3, Portland 0  
Minnesota 16, Milwaukee 4      Oregon 15, Utah Tech 0  
UCLA 22, Michigan 5      UC Santa Barbara 8, USC 1

Wednesday, March 5

Western Carolina 10, Michigan State 7

Friday, March 7

Michigan State vs. Cornell      Michigan State vs. UAB  
Iowa at Rutgers      Washington at Nebraska  
UCLA at Maryland      Valparaiso at Ohio State  
Northwestern at The Citadel      Indiana at Penn State  
Michigan vs. Illinois      Purdue at Minnesota  
No. 10 Oregon at USC

Saturday, March 8

Northwestern at The Citadel      UCLA at Maryland  
Indiana at Penn State      Valparaiso at Ohio State  
Iowa at Rutgers      Washington at Nebraska  
Michigan State vs. Winthrop      Northwestern at The Citadel  
No. 10 Oregon at USC      Purdue at Minnesota

Sunday, March 9

Michigan State vs. UAB      UCLA at Maryland  
Michigan vs. Illinois (DH)      Northwestern at The Citadel  
Indiana at Penn State      Valparaiso at Ohio State  
Iowa at Rutgers      Washington at Nebraska  
Purdue at Minnesota      No. 10 Oregon at USC

RPI RANKINGS (THROUGH MARCH 5)

Rank	Team	Record	Road	Neutral	Home	Non-DI
18.	UCLA	10-3	0-1	2-0	8-2	0-0
19.	Minnesota	5-5	3-3	1-2	1-0	0-0
23.	USC	9-3	3-2	0-0	6-1	0-0
29.	Purdue	12-1	1-0	11-1	0-0	0-0
47.	Illinois	5-4	2-1	3-3	0-0	1-0
54.	Michigan	6-5	2-2	4-3	0-0	0-0
100.	Penn State	9-1	6-0	2-1	1-0	0-0
108.	Washington	5-8	1-5	3-3	1-0	0-0
111.	Rutgers	5-7	3-7	0-0	2-0	0-0
115.	Oregon	11-2	0-0	0-0	11-2	0-0
125.	Maryland	7-5	2-3	4-1	1-1	0-0
128.	Nebraska	4-6	1-3	3-3	0-0	0-0
140.	Ohio State	2-8	0-3	1-5	1-0	0-0
165.	Indiana	6-7	1-1	5-4	0-2	0-0
172.	Michigan State	9-2	1-0	8-2	0-0	0-0
204.	Northwestern	5-5	2-4	3-1	0-0	0-0
246.	Iowa	4-6	2-2	2-4	0-0	1-0

BIG TEN PLAYERS OF THE WEEK

Feb. 17	Player.....	Logan Sutter, Purdue
	Pitcher.....	Joseph Dzierwa, Michigan State
	Freshman.....	Matthew Kouser, Northwestern
Feb. 24	Player.....	Paxton Kling, Penn State
	Pitcher.....	Joseph Dzierwa, Michigan State
	Freshman.....	Burke-Lee Mabeus, Oregon/Grant Govel, USC
March 3	Player.....	Dominic Hellman, Oregon
	Pitcher.....	Caden Aoki, USC
	Freshman.....	Devin Nunez, Nebraska
March 10	Player.....	
	Pitcher.....	
	Freshman.....	
March 17	Player.....	
	Pitcher.....	
	Freshman.....	
March 24	Player.....	
	Pitcher.....	
	Freshman.....	
March 31	Player.....	
	Pitcher.....	
	Freshman.....	
April 7	Player.....	
	Pitcher.....	
	Freshman.....	
April 14	Player.....	
	Pitcher.....	
	Freshman.....	
April 21	Player.....	
	Pitcher.....	
	Freshman.....	
April 28	Player.....	
	Pitcher.....	
	Freshman.....	
May 5	Player.....	
	Pitcher.....	
	Freshman.....	
May 12	Player.....	
	Pitcher.....	
	Freshman.....	
May 19	Player.....	
	Pitcher.....	
	Freshman.....	

2025 BIG TEN PRESEASON COACHES POLL

Rank	Team	2024 Overall Record (Big Ten Finish)
1.	Oregon	40-20 (N/A)
2.	Nebraska	40-22 (2nd)
3.	Indiana	33-26-1 (3rd)
4.	UCLA	19-33 (N/A)
5.	Michigan	32-28 (T-4th)
6.	USC	31-28 (N/A)



## GAME-BY-GAME DEFENSIVE LINEUP

Opponent	C	1B	2B	3B	SS	LF	CF	RF	DH	SP
vs. UC Irvine	Helligso	Sanderson	Brumbaugh	Stokes	Carey	Swansen	Bolin	Frost	Buettenback	McConnaughey
vs. Vanderbilt	Helligso	Sanderson	Brumbaugh	Overbeek	Carey	Swansen	Silva	Frost	Buettenback	Horn
vs. San Diego State	Jesske	Sanderson	Brumbaugh	Overbeek	Carey	Swansen	Silva	Frost	Buettenback	Walsh
at Grand Canyon	Helligso	Sanderson	Brumbaugh	Overbeek	Carey	Swansen	Silva	Frost	Buettenback	Brockett
at Louisiana	Helligso	Sanderson	Brumbaugh	Stokes	Carey	Swansen	Silva	Buettenback	Jesske	McConnaughey
at Louisiana	Helligso	Sanderson	Stokes	Overbeek	Carey	Swansen	Brumbaugh	Frost	Jesske	Horn
at Louisiana	Jesske	Sanderson	Brumbaugh	Stokes	Carey	Swansen	Silva	Buettenback	Nunez	Walsh
vs. Sam Houston	Helligso	Sanderson	Brumbaugh	Overbeek	Carey	Swansen	Bolin	Frost	Nunez	McConnaughey
vs. LSU	Helligso	Sanderson	Brumbaugh	Overbeek	Carey	Swansen	Silva	Frost	Nunez	Horn
vs. Kansas State	Helligso	Sanderson	Brumbaugh	Stokes	Carey	Swansen	Silva	Frost	Nunez	Brockett

## GAME-BY-GAME BATTING ORDER

Opponent	1	2	3	4	5	6	7	8	9
vs. UC Irvine	Brumbaugh	Buettenback	Carey	Sanderson	Swansen	Frost	Stokes	Helligso	Bolin
vs. Vanderbilt	Brumbaugh	Buettenback	Carey	Sanderson	Swansen	Frost	Overbeek	Helligso	Silva
vs. San Diego State	Brumbaugh	Buettenback	Carey	Sanderson	Swansen	Frost	Overbeek	Jesske	Silva
at Grand Canyon	Brumbaugh	Buettenback	Carey	Sanderson	Swansen	Frost	Overbeek	Helligso	Silva
at Louisiana	Brumbaugh	Stokes	Carey	Sanderson	Swansen	Buettenback	Jesske	Silva	Helligso
at Louisiana	Brumbaugh	Overbeek	Carey	Sanderson	Swansen	Jesske	Frost	Stokes	Helligso
at Louisiana	Brumbaugh	Nunez	Carey	Sanderson	Jesske	Buettenback	Swansen	Stokes	Silva
vs. Sam Houston	Overbeek	Nunez	Brumbaugh	Sanderson	Carey	Frost	Swansen	Bolin	Helligso
vs. LSU	Overbeek	Nunez	Brumbaugh	Sanderson	Carey	Frost	Swansen	Silva	Helligso
vs. Kansas State	Nunez	Sanderson	Brumbaugh	Frost	Carey	Swansen	Stokes	Silva	Helligso

Date	Opponent	W/L	Score	Overall	Big Ten	Pitcher of Record	Att.	Time
2/14	vs. UC Irvine	L	10-5	0-1	0-0	McConnaughey, M. (0-1)	1,300	3:03
2/15	vs. No. 16 Vanderbilt	W	6-4	1-1	0-0	Worthley, J. (1-0)	3,000	3:05
2/16	vs. San Diego State	W	13-0	2-1	0-0	Walsh, W. (1-0)	1,645	2:53
2/17	at Grand Canyon	L	3-1	2-2	0-0	Christo, D. (0-1)	3,413	2:22
2/21	at Louisiana	W	6-1	3-2	0-0	McConnaughey, M. (1-1)	4,085	3:06
2/22	at Louisiana (DH)	L	4-1	3-3	0-0	Horn, T. (0-1)	--	2:21
2/22	at Louisiana (DH)	L	10-2	3-4	0-0	Walsh, W. (1-1)	4,131	2:39
2/28	vs. Sam Houston	W	8-3	4-4	0-0	Walsh, W. (2-1)	7,175	2:42
3/1	vs. No. 2 LSU	L	11-6	4-5	0-0	Jasa, C. (0-1)	11,003	3:14
3/2	vs. Kansas State	L	9-6	4-6	0-0	Brockett, J. (0-1)	6,876	2:52

opened before. Generally associated with the NFL, the term was coined by SB Nation's *Football Outsiders* in 2003. In the 2019 season, there have been 1,091 unique scores ("scorigamis") in NFL history.

season, there have been 1,091 unique scores ("scorigamis") in NFL history.

- Through 4,117 games in Nebraska baseball history, there have been 402 unique score combinations.
- The most common score is 3-2 (147 occurrences), followed by 4-3 (136 occurrences).
- Five of the six most common scores are one-run games, with the exception of 5-3 (101 times).
- With 78 occurrences, a 3-2 win is the most common result for Nebraska baseball, followed by defeats of 3-2 and 4-3 with 69 occurrences each.
- Since 2000, there have been 20 scorigami scores, including the most recent occurrence of Florida's 17-11 win over Nebraska in the Stillwater Regional last season.
- Five runs scored (410 occurrences) is the most common for the Huskers, while three runs scored (501 occurrences) is the most common for opponents.
- **26,838** runs scored, **21,185** runs allowed in **4,117** games in **119** seasons for an all-time record of **2,369-1730-18**.

Times	NEB	OPP	Most Recent
78	3	2	at Iowa, 4/21/19
69	2	3	BYU, 4/15/22
69	3	4	BYU, 4/16/22
67	4	3	NDSU, 4/20/22
64	5	6	NDSU, 5/3/23
55	5	2	Indiana, 5/11/24
54	2	4	vs. Maryland, 5/27/23
53	5	3	at Charleston, 3/3/24
53	5	4	at Charleston, 3/2/24
52	4	5	Illinois, 5/15/22
51	2	1	at Michigan State, 5/16/24
50	4	1	vs. Baylor, 2/16/24
50	1	2	vs. Maryland, 5/25/23
48	3	5	at Creighton, 4/2/24
46	3	1	NDSU, 3/20/24
42	4	2	vs. Indiana, 5/25/24
39	7	6	Nicholls, 3/15/24
39	0	1	Iowa, 4/29/22

Result	Opponent	Date
L, 17-11	vs. Florida	5/31/24
T, 16-16	at San Diego	2/20/23
W, 18-10	at Arizona State	3/1/20
L, 14-1	at Arizona State	2/29/20
L, 16-1	vs. UConn	6/2/19
L, 15-14	at Ohio State	4/1/18
L, 14-8	Cal Poly	3/8/18
W, 21-3	at Penn State	5/20/17
W, 17-6	Omaha	4/16/14
L, 13-1	at UCLA	3/5/10
L, 17-7	at Stanford	2/22/08
L, 22-9	at Missouri	5/17/08
L, 19-7	at Arizona State	6/3/07
W, 19-3	vs. Northwestern	2/20/04
L, 16-11	at Missouri	4/17/04
W, 22-9	vs. Kent State	2/22/04
W, 23-1	Nebraska-Kearney	3/5/02
W, 12-9	at Southern Utah	3/6/01

<b>NEB SCORED</b>	<b>NEB ALLOWED</b>
0 - 200 times (0-200)	0 - 317 times (317-0)
1 - 288 times (37-249-2)	1 - 413 times (372-39-2)
2 - 357 times (75-279-3)	2 - 477 times (395-79-3)
3 - 407 times (150-256-1)	3 - 501 times (363-137-1)
4 - 379 times (196-180-3)	4 - 451 times (267-181-3)
5 - 410 times (217-189-4)	5 - 383 times (196-183-4)
6 - 321 times (199-120-2)	6 - 348 times (161-185-2)
7 - 298 times (215-83)	7 - 247 times (92-155)
8 - 264 times (200-62-2)	8 - 243 times (75-166-2)
9 - 242 times (194-48)	9 - 185 times (52-133)
10 - 210 times (187-23)	10 - 141 times (30-111)
11 - 148 times (134-14)	11 - 96 times (8-88)
12 - 145 times (136-9)	12 - 74 times (14-60)
13 - 88 times (80-8)	13 - 58 times (10-48)
14 - 77 times (74-3)	14 - 44 times (8-36)
15 - 70 times (68-2)	15 - 39 times (5-34)
16 - 60 times (57-2-1)	16 - 26 times (2-23-1)
17 - 32 times (32-0)	17 - 20 times (2-18)
18 - 38 times (37-1)	18 - 12 times (0-12)
19 - 21 times (20-1)	19 - 17 times (0-17)
20 - 13 times (13-0)	20 - 6 times (0-6)
21 - 16 times (16-0)	21 - 9 times (0-9)
22 - 13 times (12-1)	22 - 2 times (0-2)
23 - 6 times (6-0)	23 - 1 time (0-1)
24 - 2 times (2-0)	24 - 3 times (0-3)
25 - 5 times (5-0)	25 - 1 time (0-1)
26 - 1 time (1-0)	27 - 1 time (0-1)
27 - 1 time (1-0)	29 - 1 time (0-1)
28 - 1 time (2-0)	37 - 1 time (0-1)
33 - 1 time (1-0)	
35 - 1 time (1-0)	
50 - 1 time (1-0)	

[illegible]

Record: 4-6 Home: 0-0 Away: 1-3 Neutral: 3-3 Big Ten: 0-0

Player	avg	gp-gs	ab	r	h	2b	3b	hr	rbi	tb	slg%	bb	hp	so	gdp	ob%	sf	sh	sb-att	po	a	e	fld%
Nunez, Devin	.500	6-4	18	6	9	0	0	2	4	15	.833	2	1	4	0	.571	0	0	1-2	1	3	0	1.000
Jesske, Will	.316	7-4	19	3	6	2	1	0	2	10	.526	2	1	3	0	.409	0	0	2-2	17	0	0	1.000
Brumbaugh, Cayden	.295	10-10	44	9	13	2	1	1	7	20	.455	3	1	9	0	.354	0	0	3-3	18	26	0	1.000
Overbeek, Joshua	.286	8-6	21	5	6	3	1	0	0	11	.524	2	3	11	0	.423	0	0	0-0	5	8	0	1.000
Carey, Dylan	.256	10-10	39	6	10	3	0	1	8	16	.410	4	0	12	0	.311	2	0	3-3	12	29	1	.976
Silva, Riley	.250	8-7	20	2	5	0	0	0	2	5	.250	2	1	3	0	.348	0	0	2-4	16	1	0	1.000
Frost, Cael	.240	8-8	25	4	6	0	0	2	5	12	.480	4	3	10	0	.406	0	0	1-1	11	0	0	1.000
Sanderson, Case	.229	10-10	35	4	8	1	0	0	3	9	.257	6	3	8	0	.378	1	0	0-0	85	3	0	1.000
Stokes, Rhett	.200	6-5	20	1	4	0	0	0	2	4	.200	0	1	5	2	.238	0	0	2-2	4	10	0	1.000
Buettenback, Max	.167	7-6	24	7	4	1	0	1	4	8	.333	4	0	10	0	.276	1	0	0-0	4	0	0	1.000
Swansen, Gabe	.162	10-10	37	4	6	2	0	1	9	11	.297	1	1	12	1	.205	0	0	0-0	11	0	0	1.000
Helligso, Hogan	.136	8-8	22	1	3	0	0	0	3	3	.136	2	0	7	0	.200	1	0	0-0	65	6	0	1.000
-----																							
Bolin, Robby	.222	6-2	9	2	2	1	0	0	1	3	.333	1	0	6	0	.300	0	0	0-0	4	0	0	1.000
Stone, Tyler	.000	4-0	4	0	0	0	0	0	0	0	.000	0	0	3	0	.000	0	0	0-0	0	0	0	.000
Lewis, Hayden	.000	3-0	3	0	0	0	0	0	1	0	.000	0	0	1	0	.000	0	0	0-0	0	0	0	.000
Cymbalista, Colin	.000	4-0	1	0	0	0	0	0	0	0	.000	0	0	0	0	.000	0	0	0-0	3	0	0	1.000
Cotton, Jaron	.000	1-0	1	0	0	0	0	0	0	0	.000	0	0	1	0	.000	0	0	0-0	1	1	0	1.000
Totals	.240	10	342	54	82	15	3	8	51	127	.371	33	15	105	3	.329	5	0	14-17	261	97	5	.986
Opponents	.268	10	332	55	89	23	1	7	51	135	.407	37	7	88	6	.350	4	7	6-7	267	73	12	.966

LOB - Team (74), Opp (71). DPs turned - Team (8), Opp (3). Picked off - Overbeek, J. 1.

### (All games Sorted by Earned run avg)

Player	era	w-l	app	gs	cg	sho	sv	ip	h	r	er	bb	so	2b	3b	hr	b/avg	wp	hp	bks	sfa	sha
Walsh, Will	2.77	2-1	3	2	0	0/1	0	13.0	9	5	4	1	14	1	0	0	.200	0	2	0	1	2
Brockett, Jackson	5.00	0-1	3	2	0	0/0	0	9.0	13	5	5	3	8	3	0	1	.342	2	0	0	0	0
Horn, Ty	5.52	0-1	3	3	0	0/0	0	14.2	16	9	9	5	14	7	0	2	.286	0	0	0	0	1
McConnaughey, Maso	6.08	1-1	3	3	0	0/0	0	13.1	11	9	9	6	19	3	0	1	.216	0	1	0	0	0
-----																						
Bender, Pryce	0.00	0-0	3	0	0	0/0	0	3.1	2	0	0	0	3	1	0	0	.167	0	1	0	0	0
Nowaczyk, Colin	0.00	0-0	2	0	0	0/0	0	2.0	2	0	0	1	2	0	0	0	.286	0	0	0	0	0
Daiss, Casey	0.00	0-0	1	0	0	0/0	0	1.2	1	0	0	0	1	0	0	0	.200	0	0	0	0	0
Harrahill, Ryan	0.00	0-0	2	0	0	0/0	0	1.1	0	0	0	0	0	0	0	0	.000	0	0	0	0	0
Clark, Caleb	0.00	0-0	3	0	0	0/0	0	1.0	3	1	0	0	1	1	0	0	.750	1	0	0	0	1
Encarnacion, Blake	0.00	0-0	1	0	0	0/0	0	0.2	0	0	0	1	0	0	0	0	.000	0	1	0	0	0
Worthley, Jalen	1.69	1-0	4	0	0	0/0	0	5.1	4	1	1	4	3	2	0	0	.222	1	0	0	1	1
Broderick, Luke	3.00	0-0	3	0	0	0/0	1	3.0	3	1	1	1	3	1	0	1	.300	1	0	0	0	0
Timmerman, Tucker	3.86	0-0	1	0	0	0/0	0	2.1	2	1	1	0	2	1	0	0	.222	0	0	0	0	0
Blachowicz, Gavin	3.86	0-0	2	0	0	0/0	0	2.1	1	1	1	2	1	0	0	0	.143	0	0	0	0	0
Jasa, Carson	7.36	0-1	3	0	0	0/1	0	3.2	5	4	3	3	5	1	0	0	.313	1	1	0	0	0
Coats, TJ	7.71	0-0	2	0	0	0/0	0	2.1	2	3	2	3	3	0	0	2	.200	0	0	0	0	0
Cleavinger, Grant	11.57	0-0	3	0	0	0/0	0	2.1	6	3	3	3	4	1	1	0	.500	0	0	0	1	0
Christo, Drew	15.88	0-1	4	0	0	0/0	0	5.2	9	12	10	4	5	1	0	0	.360	2	1	0	1	2
Totals	5.07	4-6	10	10	0	1/1	1	87.0	89	55	49	37	88	23	1	7	.268	8	7	0	4	7
Opponents	4.85	6-4	10	10	1	0/0	2	89.0	82	54	48	33	105	15	3	8	.240	10	15	0	5	0

PB - Team (3), Helligso, H. 2, Jesske, W. 1, Opp (1). Pickoffs - Team (2), Horn, T. 2, Opp (1). SBA/ATT - Helligso, H. (5-6), Christo, D. (2-2), Horn, T. (1-2), Jasa, C. (1-1), Jesske, W. (1-1), McConnaughey (1-1), Broderick, L (1-1).



Record: 1-2 Home: 0-0 Away: 0-0 Neutral: 1-2 Big Ten: 0-0

Player	avg	gp-gs	ab	r	h	2b	3b	hr	rbi	tb	slg%	bb	hp	so	gdp	ob%	sf	sh	sb-att	po	a	e	fld%
Nunez, Devin	.500	3-3	14	4	7	0	0	1	3	10	.714	1	0	4	0	.533	0	0	0-1	0	0	0	.000
Frost, Cael	.500	3-3	12	3	6	0	0	2	5	12	1.000	1	0	4	0	.538	0	0	1-1	8	0	0	1.000
Jesske, Will	.500	3-0	4	0	2	1	0	0	0	3	.750	0	0	1	0	.500	0	0	0-0	2	0	0	1.000
Overbeek, Joshua	.300	3-2	10	4	3	2	0	0	0	5	.500	1	1	4	0	.417	0	0	0-0	1	3	0	1.000
Brumbaugh, Cayden	.286	3-3	14	4	4	0	0	1	4	7	.500	1	0	3	0	.333	0	0	0-0	2	9	0	1.000
Helligso, Hogan	.250	3-3	8	0	2	0	0	0	1	2	.250	0	0	3	0	.250	0	0	0-0	26	1	0	1.000
Stokes, Rhett	.250	1-1	4	1	1	0	0	0	0	1	.250	0	0	0	0	.250	0	0	1-1	0	2	0	1.000
Sanderson, Case	.231	3-3	13	1	3	0	0	0	1	3	.231	0	1	4	0	.286	0	0	0-0	26	1	0	1.000
Carey, Dylan	.231	3-3	13	1	3	1	0	1	3	7	.538	0	0	1	0	.231	0	0	0-0	5	7	1	.923
Swansen, Gabe	.100	3-3	10	2	1	0	0	0	0	1	.100	1	0	3	0	.182	0	0	0-0	3	0	0	1.000
Silva, Riley	.000	3-2	4	0	0	0	0	0	1	0	.000	0	0	0	0	.000	0	0	0-0	5	1	0	1.000
Bolin, Robby	.000	1-1	2	0	0	0	0	0	0	0	.000	1	0	2	0	.333	0	0	0-0	2	0	0	1.000
Buettenback, Max	.000	1-0	2	0	0	0	0	0	0	0	.000	0	0	0	0	.000	0	0	0-0	1	0	0	1.000
Lewis, Hayden	.000	1-0	1	0	0	0	0	0	1	0	.000	0	0	0	0	.000	0	0	0-0	0	0	0	.000
Stone, Tyler	.000	1-0	1	0	0	0	0	0	0	0	.000	0	0	0	0	.000	0	0	0-0	0	0	0	.000
Cymbalista, Colin	.000	1-0	0	0	0	0	0	0	0	0	.000	0	0	0	0	.000	0	0	0-0	0	0	0	.000
Totals	.286	3	112	20	32	4	0	5	19	51	.455	6	2	29	0	.333	0	0	2-3	81	26	2	.982
Opponents	.295	3	105	23	31	13	0	3	23	53	.505	17	2	28	2	.397	2	1	2-2	81	23	2	.981

LOB - Team (19), Opp (23). DP's turned - Team (2).

( Sorted by Earned run avg)

Player	era	w-l	app	gs	cg	sho	sv	ip	h	r	er	bb	so	2b	3b	hr	b/avg	wp	hp	bk	sfa	sha
Walsh, Will	0.00	1-0	1	0	0	0/0	0	4.0	0	0	0	0	6	0	0	0	.000	0	0	0	0	0
Daiss, Casey	0.00	0-0	1	0	0	0/0	0	1.2	1	0	0	0	1	0	0	0	.200	0	0	0	0	0
Encarnacion, Blake	0.00	0-0	1	0	0	0/0	0	0.2	0	0	0	1	0	0	0	0	.000	0	1	0	0	0
Clark, Caleb	0.00	0-0	1	0	0	0/0	0	0.1	2	0	0	0	0	0	0	0	1.000	1	0	0	0	0
Bender, Pryce	0.00	0-0	1	0	0	0/0	0	0.1	2	0	0	0	0	1	0	0	.667	0	0	0	0	0
McConnaughey, Maso	4.91	0-0	1	1	0	0/0	0	3.2	2	2	2	3	4	1	0	0	.154	0	0	0	0	0
Worthley, Jalen	5.40	0-0	2	0	0	0/0	0	1.2	2	1	1	0	1	2	0	0	.400	0	0	0	1	1
Broderick, Luke	5.40	0-0	1	0	0	0/0	0	1.2	2	1	1	1	1	0	0	1	.400	0	0	0	0	0
Blachowicz, Gavin	6.75	0-0	1	0	0	0/0	0	1.1	0	1	1	2	1	0	0	0	.000	0	0	0	0	0
Horn, Ty	7.71	0-0	1	1	0	0/0	0	4.2	8	4	4	1	3	5	0	0	.381	0	0	0	0	0
Brockett, Jackson	9.00	0-1	1	1	0	0/0	0	2.0	3	2	2	2	4	2	0	0	.333	2	0	0	0	0
Christo, Drew	13.50	0-0	1	0	0	0/0	0	2.0	2	3	3	2	2	1	0	0	.250	1	0	0	0	0
Coats, TJ	13.50	0-0	1	0	0	0/0	0	1.1	2	3	2	3	2	0	0	2	.286	0	0	0	0	0
Jasa, Carson	27.00	0-1	1	0	0	0/0	0	1.0	3	3	3	1	2	1	0	0	.500	0	1	0	0	0
Cleavinger, Grant	40.50	0-0	1	0	0	0/0	0	0.2	2	3	3	1	1	0	0	0	.667	0	0	0	1	0
Totals	7.33	1-2	3	3	0	0/0	0	27.0	31	23	22	17	28	13	0	3	.295	4	2	0	2	1
Opponents	6.33	2-1	3	3	0	0/0	0	27.0	32	20	19	6	29	4	0	5	.286	6	2	0	0	0

Pickoffs - Team (1), Horn, T. 1. SBA/ATT - Helligso, H. (2-2), Broderick, L (1-1), Christo, D. (1-1).

Record: 1-4 Home: 0-0 Away: 0-2 Neutral: 1-2 Big Ten: 0-0

Player	avg	gp-gs	ab	r	h	2b	3b	hr	rbi	tb	slg%	bb	hp	so	gdp	ob%	sf	sh	sb-att	po	a	e	fld%
Nunez, Devin	.529	5-4	17	6	9	0	0	2	4	15	.882	2	1	4	0	.600	0	0	1-2	0	0	0	.000
Frost, Cael	.429	4-4	14	3	6	0	0	2	5	12	.857	1	1	6	0	.500	0	0	1-1	9	0	0	1.000
Jesske, Will	.250	5-2	12	0	3	1	1	0	1	6	.500	0	0	3	0	.250	0	0	0-0	9	0	0	1.000
Carey, Dylan	.238	5-5	21	2	5	2	0	1	4	10	.476	0	0	4	0	.238	0	0	0-0	7	12	1	.950
Overbeek, Joshua	.231	5-3	13	4	3	2	0	0	0	5	.385	1	1	7	0	.333	0	0	0-0	4	5	0	1.000
Brumbaugh, Cayden	.227	5-5	22	4	5	0	0	1	4	8	.364	1	0	4	0	.261	0	0	1-1	7	12	0	1.000
Helligso, Hogan	.200	4-4	10	0	2	0	0	0	1	2	.200	0	0	4	0	.200	0	0	0-0	31	3	0	1.000
Buettenback, Max	.167	2-1	6	0	1	0	0	0	0	1	.167	0	0	2	0	.167	0	0	0-0	3	0	0	1.000
Sanderson, Case	.158	5-5	19	1	3	0	0	0	1	3	.158	0	2	5	0	.238	0	0	0-0	42	2	0	1.000
Silva, Riley	.143	4-3	7	0	1	0	0	0	1	1	.143	0	0	1	0	.143	0	0	0-0	6	1	0	1.000
Swansen, Gabe	.125	5-5	16	2	2	0	0	0	0	2	.125	1	0	5	0	.176	0	0	0-0	4	0	0	1.000
Stokes, Rhett	.100	3-3	10	1	1	0	0	0	0	1	.100	0	0	2	0	.100	0	0	1-1	2	7	0	1.000
Lewis, Hayden	.000	2-0	3	0	0	0	0	0	1	0	.000	0	0	1	0	.000	0	0	0-0	0	0	0	.000
Stone, Tyler	.000	2-0	2	0	0	0	0	0	0	0	.000	0	0	1	0	.000	0	0	0-0	0	0	0	.000
Bolin, Robby	.000	1-1	2	0	0	0	0	0	0	0	.000	1	0	2	0	.333	0	0	0-0	2	0	0	1.000
Cymbalista, Colin	.000	2-0	1	0	0	0	0	0	0	0	.000	0	0	0	0	.000	0	0	0-0	1	0	0	1.000
Totals	.234	5	175	23	41	5	1	6	22	66	.377	7	5	51	0	.283	0	0	4-5	129	46	5	.972
Opponents	.297	5	165	37	49	15	0	4	33	76	.461	22	4	42	3	.385	4	6	5-6	135	37	3	.983

LOB - Team (29), Opp (35). DPs turned - Team (3).

**( Sorted by Earned run avg)**

Player	era	w-l	app	gs	cg	sho	sv	ip	h	r	er	bb	so	2b	3b	hr	b/avg	wp	hp	bks	sfa	sha
Daiss, Casey	0.00	0-0	1	0	0	0/0	0	1.2	1	0	0	0	1	0	0	0	.200	0	0	0	0	0
Harrahill, Ryan	0.00	0-0	1	0	0	0/0	0	1.0	0	0	0	0	0	0	0	0	.000	0	0	0	0	0
Clark, Caleb	0.00	0-0	2	0	0	0/0	0	0.2	3	1	0	0	0	1	0	0	1.000	1	0	0	0	1
Encarnacion, Blake	0.00	0-0	1	0	0	0/0	0	0.2	0	0	0	1	0	0	0	0	.000	0	1	0	0	0
Nowaczyk, Colin	0.00	0-0	1	0	0	0/0	0	0.1	0	0	0	1	1	0	0	0	.000	0	0	0	0	0
Bender, Pryce	0.00	0-0	1	0	0	0/0	0	0.1	2	0	0	0	0	1	0	0	.667	0	0	0	0	0
Blachowicz, Gavin	3.86	0-0	2	0	0	0/0	0	2.1	1	1	1	2	1	0	0	0	.143	0	0	0	0	0
McConnaughey, Maso	4.91	0-0	1	1	0	0/0	0	3.2	2	2	2	3	4	1	0	0	.154	0	0	0	0	0
Horn, Ty	5.06	0-1	2	2	0	0/0	0	10.2	12	6	6	3	8	5	0	1	.300	0	0	0	0	1
Worthley, Jalen	5.40	0-0	2	0	0	0/0	0	1.2	2	1	1	0	1	2	0	0	.400	0	0	0	1	1
Broderick, Luke	5.40	0-0	1	0	0	0/0	0	1.2	2	1	1	1	1	0	0	1	.400	0	0	0	0	0
Walsh, Will	6.00	1-1	2	1	0	0/0	0	6.0	4	5	4	0	8	1	0	0	.200	0	1	0	1	2
Coats, TJ	7.71	0-0	2	0	0	0/0	0	2.1	2	3	2	3	3	0	0	2	.200	0	0	0	0	0
Christo, Drew	9.82	0-0	2	0	0	0/0	0	3.2	4	6	4	2	3	1	0	0	.286	1	1	0	1	1
Brockett, Jackson	12.00	0-1	2	1	0	0/0	0	3.0	7	4	4	3	5	2	0	0	.438	2	0	0	0	0
Cleavinger, Grant	16.20	0-0	2	0	0	0/0	0	1.2	4	3	3	1	3	0	0	0	.500	0	0	0	1	0
Jasa, Carson	16.20	0-1	2	0	0	0/0	0	1.2	3	4	3	2	3	1	0	0	.333	1	1	0	0	0
Totals	6.49	1-4	5	5	0	0/0	0	43.0	49	37	31	22	42	15	0	4	.297	5	4	0	4	6
Opponents	4.40	4-1	5	5	1	0/0	1	45.0	41	23	22	7	51	5	1	6	.234	6	5	0	0	0

PB - Team (2), Jesske, W. 1, Helligso, H. 1, Opp (1). Pickoffs - Team (2), Horn, T. 2. SBA/ATT - Helligso, H. (4-5), Christo, D. (2-2), Horn, T. (1-2), Broderick, L (1-1), Jasa, C. (1-1), Jesske, W. (1-1).

## HITTING

Date	Opponent	ab	r	h	rbi	2b	3b	hr	tb	bb	ibb	sb	cs	hbp	sac	sf	gdp	k	po	a	e	lob	avg
Feb 14	vs UC Irvine	32	5	8	4	3	0	0	11	5	0	0	0	2	0	1	2	10	27	7	0	8	.250
Feb 15	vs Vanderbilt	33	6	8	6	3	1	1	16	6	0	0	1	1	0	0	0	15	27	12	0	7	.246
02-16-25	vs San Diego State	36	13	12	13	1	1	1	18	5	0	3	0	5	0	2	0	9	27	12	0	11	.277
Feb 17	at Grand Canyon	31	1	4	1	2	0	0	6	2	0	1	0	2	0	0	0	10	24	12	0	7	.242
Feb 21	at Louisiana	35	6	9	5	1	0	0	10	8	0	6	1	0	0	2	1	10	27	8	0	12	.246
Feb 22	at Louisiana	31	1	4	1	1	0	0	5	0	0	1	0	2	0	0	0	13	24	12	0	5	.227
Feb 22	at Louisiana	32	2	5	2	0	1	1	10	1	0	1	0	1	0	0	0	9	24	8	3	5	.217
Feb 28	vs SAM HOUSTON	38	8	12	8	1	0	3	22	4	0	0	1	0	0	0	0	10	27	8	0	7	.231
Mar 1	vs LSU	37	6	11	6	1	0	0	12	2	0	0	0	0	0	0	0	8	27	8	1	6	.239
Mar 2	vs KANSAS STATE	37	6	9	5	2	0	2	17	0	0	2	0	2	0	0	0	11	27	10	1	6	.240
Totals		342	54	82	51	15	3	8	127	33	0	14	3	15	0	5	3	105	261	97	5	74	.240

## PITCHING

Date	Opponent	ip	h	r	er	bb	so	2b	3b	hr	wp	bk	hbp	dp	ibb	score	w-l	sv	era
Feb 14	vs UC Irvine	9.0	11	10	10	7	13	3	1	0	0	0	2	1	0	5-10	0-1	0	10.00
Feb 15	vs Vanderbilt	9.0	7	4	4	5	10	3	0	1	1	0	0	0	0	6-4	1-1	1	7.00
02-16-25	vs San Diego State	9.0	7	0	0	2	8	0	0	0	0	0	1	2	0	13-0	2-1	1	4.67
Feb 17	at Grand Canyon	8.0	10	3	3	0	6	2	0	1	2	0	0	2	0	1-3	2-2	1	4.37
Feb 21	at Louisiana	9.0	5	1	1	1	9	0	0	1	0	0	0	0	0	6-1	3-2	1	3.68
Feb 22	at Louisiana	8.0	5	4	2	3	7	1	0	1	1	0	0	0	0	1-4	3-3	1	3.46
Feb 22	at Louisiana	8.0	13	10	7	2	7	1	0	0	0	0	2	1	0	2-10	3-4	1	4.05
Feb 28	vs SAM HOUSTON	9.0	4	3	3	3	11	3	0	0	0	0	0	0	0	8-3	4-4	1	3.91
Mar 1	vs LSU	9.0	17	11	11	6	7	7	0	0	1	0	2	0	0	6-11	4-5	1	4.73
Mar 2	vs KANSAS STATE	9.0	10	9	8	8	10	3	0	3	3	0	0	2	0	6-9	4-6	1	5.07
Totals		87.0	89	55	49	37	88	23	1	7	8	0	7	8	0	54-55	4-6	1	5.07

## HITTING

Date	Opponent	Total h/ab	vs Left	vs Right	With Runners	Bases Empty	Bases Loaded	With 2-outs	With RBI-op	Reach as Leadoff	3rd and LT 2out	LOB
Feb 14	vs UC Irvine	8-32	4-14	4-18	4-17	4-15	0-3	3-12	2-8	5-9	3-5	8
Feb 15	vs Vanderbilt	8-33	6-19	2-14	3-11	5-22	1-3	2-10	1-8	1-9	1-2	7
02-16-2	vs San Diego State	12-36	5-18	7-18	9-21	3-15	2-4	6-14	7-17	3-8	5-6	11
Feb 17	at Grand Canyon	4-31	0-0	4-31	0-9	4-22	0-1	2-11	0-9	2-10	1-2	7
Feb 21	at Louisiana	9-35	5-20	4-15	7-23	2-12	0-0	2-10	4-16	4-10	4-4	12
Feb 22	at Louisiana	4-31	2-14	2-17	1-12	3-19	0-0	2-11	0-9	3-9	0-0	5
Feb 22	at Louisiana	5-32	5-32	0-0	1-12	4-20	0-0	2-11	1-4	2-9	0-0	5
Feb 28	vs SAM HOUSTON	12-38	3-6	9-32	7-14	5-24	0-1	1-10	2-7	2-9	1-2	7
Mar 1	vs LSU	11-37	0-0	11-37	6-18	5-19	0-0	5-13	5-11	3-9	3-3	6
Mar 2	vs KANSAS STATE	9-37	6-26	3-11	5-16	4-21	0-0	0-9	1-8	3-9	1-2	6
Totals		82-342	36-149	46-193	43-153	39-189	3-12	25-111	23-97	28-91	19-26	74
		.240	.242	.238	.281	.206	.250	.225	.237	.308	.731	

## PITCHING

Date	Opponent	Score Score	Total h/ab	vs Left	vs Right	With Runners	Bases Empty	With 2-outs	Reach as Leadoff	Gnd Out	Fly Out	ERA
Feb 14	vs UC Irvine	5-10	11-37	5-17	6-20	6-20	5-17	6-15	4-9	5	8	10.0
Feb 15	vs Vanderbilt	6-4	7-34	4-14	3-20	3-13	4-21	4-13	2-9	12	5	7.00
02-16-2	vs San Diego State	13-0	7-32	1-10	6-22	0-16	7-16	1-9	2-9	11	6	4.67
Feb 17	at Grand Canyon	1-3	10-32	6-19	4-13	3-13	7-19	3-11	4-8	9	7	4.37
Feb 21	at Louisiana	6-1	5-32	4-15	1-17	0-13	5-19	2-11	4-9	10	8	3.68
Feb 22	at Louisiana	1-4	5-26	3-12	2-14	1-7	4-19	2-9	2-8	9	7	3.46
Feb 22	at Louisiana	2-10	13-34	3-8	10-26	8-24	5-10	1-8	6-8	8	8	4.05
Feb 28	vs SAM HOUSTON	8-3	4-29	4-15	0-14	1-7	3-22	1-10	2-9	8	8	3.91
Mar 1	vs LSU	6-11	17-41	11-22	6-19	10-23	7-18	10-18	4-9	7	11	4.73
Mar 2	vs KANSAS STATE	6-9	10-35	5-15	5-20	6-20	4-15	4-10	6-9	10	4	5.07
Totals		54-55	89-332	46-147	43-185	38-156	51-176	34-114	36-87	89	72	5.07
			.268	.313	.232	.244	.290	.298	.414			



Player	vs left			vs right			w/runners			w/bases empty			w/bases loaded			as leadoff			fly	gnd	fly/
	h	ab	avg	h	ab	avg	h	ab	avg	h	ab	avg	h	ab	avg	rch	op	pct	out	out	gnd
Bolin, Robby	2	3	.667	0	6	.000	1	3	.333	1	6	.167	0	1	.000	1	3	.333	0	1	0.0
Brumbaugh, Cayden	5	19	.263	8	25	.320	7	18	.389	6	26	.231	1	2	.500	5	14	.357	14	7	2.0
Buettenback, Max	1	10	.100	3	14	.214	2	11	.182	2	13	.154	0	2	.000	2	5	.400	5	5	1.0
Carey, Dylan	7	16	.438	3	23	.130	7	16	.438	3	23	.130	0	0	---	2	11	.182	12	6	2.0
Cotton, Jaron	0	1	.000	0	0	---	0	0	---	0	1	.000	0	0	---	0	0	---	0	0	0.0
Cymbalista, Colin	0	1	.000	0	0	---	0	0	---	0	1	.000	0	0	---	0	0	---	1	0	99.9
Frost, Cael	0	8	.000	6	17	.353	3	10	.300	3	15	.200	0	1	.000	3	9	.333	3	6	0.5
Helligso, Hogan	1	8	.125	2	14	.143	2	10	.200	1	12	.083	0	1	.000	0	3	.000	8	4	2.0
Jesske, Will	4	11	.364	2	8	.250	5	10	.500	1	9	.111	0	0	---	1	7	.143	6	4	1.5
Lewis, Hayden	0	2	.000	0	1	.000	0	2	.000	0	1	.000	0	0	---	0	0	---	0	2	0.0
Nunez, Devin	3	7	.429	6	11	.545	4	7	.571	5	11	.455	0	0	---	5	8	.625	4	1	4.0
Overbeek, Joshua	0	5	.000	6	16	.375	0	7	.000	6	14	.429	0	0	---	2	5	.400	2	2	1.0
Sanderson, Case	3	16	.188	5	19	.263	3	17	.176	5	18	.278	0	1	.000	5	8	.625	13	6	2.2
Silva, Riley	3	10	.300	2	10	.200	2	9	.222	3	11	.273	0	2	.000	1	5	.200	7	5	1.4
Stokes, Rhett	3	14	.214	1	6	.167	3	12	.250	1	8	.125	0	0	---	0	4	.000	6	4	1.5
Stone, Tyler	0	2	.000	0	2	.000	0	0	---	0	4	.000	0	0	---	0	0	---	1	0	99.9
Swansen, Gabe	4	16	.250	2	21	.095	4	21	.190	2	16	.125	2	2	1.000	1	9	.111	11	8	1.4
Totals	36	14	.242	46	19	.238	43	15	.281	39	18	.206	3	12	.250	28	91	.308	93	61	1.5
Opponents	37	12	.298	52	20	.250	38	15	.244	51	17	.290	4	10	.400	36	87	.414	72	89	0.8

Player	pinch hitting			w/runners in scoring pos			w/runner on 3r and LT 2 out			with 2 outs			success adv runners			2- rnrns			rch	rch	kl
	h	ab	avg	h	ab	avg	rbi	op	pct	h	ab	avg	adv	op	pct	rbi	w/o	lob	err	fc	kl
Bolin, Robby	0	1	.000	1	2	.500	0	0	---	1	4	.250	1	3	.333	1	0	3	0	0	3
Brumbaugh, Cayden	0	0	---	4	9	.444	2	2	1.000	4	17	.235	10	20	.500	2	0	9	1	2	5
Buettenback, Max	0	1	.000	1	9	.111	2	3	.667	3	12	.250	5	13	.385	2	3	11	1	0	2
Carey, Dylan	0	0	---	3	9	.333	4	4	1.000	2	7	.286	13	19	.684	1	8	2	1	1	5
Cotton, Jaron	0	0	---	0	0	---	0	0	---	0	1	.000	0	0	---	0	0	0	0	0	0
Cymbalista, Colin	0	1	.000	0	0	---	0	0	---	0	0	---	0	0	---	0	0	0	0	0	0
Frost, Cael	0	0	---	1	6	.167	0	1	.000	2	9	.222	4	10	.400	2	2	4	0	2	3
Helligso, Hogan	0	0	---	1	9	.111	2	3	.667	1	8	.125	7	12	.583	0	2	5	1	1	4
Jesske, Will	2	3	.667	2	5	.400	0	0	---	2	7	.286	6	11	.545	2	0	5	0	1	1
Lewis, Hayden	0	1	.000	0	1	.000	1	1	1.000	0	1	.000	1	2	.500	0	2	0	0	1	0
Nunez, Devin	1	2	.500	2	4	.500	0	0	---	1	4	.250	4	7	.571	0	0	4	0	0	2
Overbeek, Joshua	0	1	.000	0	7	.000	0	2	.000	2	8	.250	1	8	.125	0	0	6	0	0	5
Sanderson, Case	0	0	---	2	10	.200	3	4	.750	2	12	.167	8	20	.400	0	2	8	1	1	2
Silva, Riley	0	0	---	2	8	.250	2	2	1.000	1	3	.333	7	10	.700	0	6	4	0	0	1
Stokes, Rhett	0	1	.000	2	6	.333	1	1	1.000	2	5	.400	5	13	.385	1	1	5	1	0	1
Stone, Tyler	0	4	.000	0	0	---	0	0	---	0	2	.000	0	0	---	0	0	0	0	0	0
Swansen, Gabe	0	0	---	2	12	.167	2	3	.667	2	11	.182	7	22	.318	2	2	8	0	0	2
Totals	3	15	.200	23	97	.237	19	26	.731	25	11	.225	79	17	.465	13	28	74	6	9	36
Opponents	1	11	.091	25	91	.275	16	25	.640	34	11	.298	86	18	.467	27	27	71	3	13	32

Success Advancing Runners = percentage of times the batter advanced at least one runner during a plate appearance  
 #Rnr Adv w/Out = TOTAL number of runners advanced when the player made an out



Player	vs left			vs right			w/runners			w/bases empty			vs leadoff			with 2 outs			fly gnd fly/			
	h	ab	avg	h	ab	avg	h	ab	avg	h	ab	avg	rch	op	pct	h	ab	avg	out	out	gn	gd
Bender, Pryce	0	5	.000	2	7	.286	2	10	.200	0	2	.000	0	1	.000	2	6	.333	4	3	1.	0
Blachowicz, Gavin	1	3	.333	0	4	.000	0	2	.000	1	5	.200	1	3	.333	0	1	.000	3	2	1.	1
Brockett, Jackson	6	19	.316	7	19	.368	5	18	.278	8	20	.400	7	11	.636	4	13	.308	9	8	1.	1
Broderick, Luke	0	3	.000	3	7	.429	2	6	.333	1	4	.250	2	3	.667	1	2	.500	2	2	1.	2
Christo, Drew	4	12	.333	5	13	.385	6	19	.316	3	6	.500	4	6	.667	2	7	.286	6	6	1.	0
Clark, Caleb	2	3	.667	1	1	1.000	2	3	.667	1	1	1.000	1	1	1.000	2	3	.667	0	1	0.	0
Cleavinger, Grant	2	4	.500	4	8	.500	5	11	.455	1	1	1.000	2	2	1.000	4	6	.667	3	0	99	0
Coats, TJ	1	4	.250	1	6	.167	1	1	1.000	1	9	.111	1	3	.333	0	2	.000	2	2	1.	0
Daiss, Casey	1	2	.500	0	3	.000	0	0	---	1	5	.200	0	1	.000	1	1	1.000	0	3	0.	0
Encarnacion, Blake	0	1	.000	0	1	.000	0	2	.000	0	0	---	0	0	---	0	1	.000	1	1	1.	0
Harrahill, Ryan	0	2	.000	0	3	.000	0	5	.000	0	0	---	0	0	---	0	2	.000	0	4	0.	0
Horn, Ty	10	27	.370	6	29	.207	4	18	.222	12	38	.316	6	16	.375	8	21	.381	13	14	0.	0
Jasa, Carson	3	8	.375	2	8	.250	2	11	.182	3	5	.600	2	4	.500	0	3	.000	1	5	0.	1
McConnaughey, Ma	10	28	.357	1	23	.043	3	19	.158	8	32	.250	4	14	.286	5	17	.294	12	9	1.	0
Nowaczyk, Colin	0	2	.000	2	5	.400	0	2	.000	2	5	.400	1	2	.500	1	3	.333	2	1	2.	1
Timmerman, Tucker	2	4	.500	0	5	.000	1	4	.250	1	5	.200	0	2	.000	1	4	.250	0	5	0.	0
Walsh, Will	2	13	.154	7	32	.219	3	16	.188	6	29	.207	2	13	.154	1	14	.071	10	14	0.	0
Worthley, Jalen	2	7	.286	2	11	.182	2	9	.222	2	9	.222	3	5	.600	2	8	.250	4	9	0.	0
Totals	46	14	.313	43	18	.232	38	15	.244	51	17	.290	36	87	.414	34	11	.298	72	89	0.	6
Opponents	40	15	.260	42	18	.223	43	15	.281	39	18	.206	28	91	.308	25	11	.225	93	61	1.	3

Player	ap	gs	ip/app	*h/g	*r/g	*er/g	*bb/g	*so/g	k/bb	*2b/g	*3b/g	*hr/g	*fo/g	*go/g	*bf/g	sba	att	pct
Bender, Pryce	3	0	1.11	5.40	0.00	0.00	0.00	8.10	99.0	2.70	0.00	0.00	10.80	8.10	35.10	0	0	---
Blachowicz, Gavin	2	0	1.17	3.86	3.86	3.86	7.71	3.86	0.5	0.00	0.00	0.00	11.57	7.71	34.71	0	0	---
Brockett, Jackson	3	2	3.00	13.00	5.00	5.00	3.00	8.00	2.7	3.00	0.00	1.00	9.00	8.00	41.00	0	0	---
Broderick, Luke	3	0	1.00	9.00	3.00	3.00	3.00	9.00	3.0	3.00	0.00	3.00	6.00	6.00	33.00	1	1	1.000
Christo, Drew	4	0	1.42	14.29	19.06	15.88	6.35	7.94	1.3	1.59	0.00	0.00	9.53	9.53	52.41	2	2	1.000
Clark, Caleb	3	0	0.33	27.00	9.00	0.00	0.00	9.00	99.0	9.00	0.00	0.00	0.00	9.00	45.00	0	0	---
Cleavinger, Grant	3	0	0.78	23.14	11.57	11.57	11.57	15.43	1.3	3.86	3.86	0.00	11.57	0.00	61.71	0	0	---
Coats, TJ	2	0	1.17	7.71	11.57	7.71	11.57	11.57	1.0	0.00	0.00	7.71	7.71	7.71	50.14	0	0	---
Daiss, Casey	1	0	1.67	5.40	0.00	0.00	0.00	5.40	99.0	0.00	0.00	0.00	0.00	16.20	27.00	0	0	---
Encarnacion, Blake	1	0	0.67	0.00	0.00	0.00	13.50	0.00	0.0	0.00	0.00	0.00	13.50	13.50	54.00	0	0	---
Harrahill, Ryan	2	0	0.67	0.00	0.00	0.00	0.00	0.00	0.0	0.00	0.00	0.00	0.00	27.00	33.75	0	0	---
Horn, Ty	3	3	4.89	9.82	5.52	5.52	3.07	8.59	2.8	4.30	0.00	1.23	7.98	8.59	38.05	1	2	.500
Jasa, Carson	3	0	1.22	12.27	9.82	7.36	7.36	12.27	1.7	2.45	0.00	0.00	2.45	12.27	49.09	1	1	1.000
McConnaughey, Ma	3	3	4.44	7.43	6.08	6.08	4.05	12.83	3.2	2.03	0.00	0.68	8.10	6.08	39.15	1	1	1.000
Nowaczyk, Colin	2	0	1.00	9.00	0.00	0.00	4.50	9.00	2.0	0.00	0.00	0.00	9.00	4.50	36.00	0	0	---
Timmerman, Tucker	1	0	2.33	7.71	3.86	3.86	0.00	7.71	99.0	3.86	0.00	0.00	0.00	19.29	34.71	0	0	---
Walsh, Will	3	2	4.33	6.23	3.46	2.77	0.69	9.69	14.0	0.69	0.00	0.00	6.92	9.69	35.31	0	0	---
Worthley, Jalen	4	0	1.33	6.75	1.69	1.69	6.75	5.06	0.8	3.38	0.00	0.00	6.75	15.19	40.50	0	0	---
Totals	10	10	8.70	9.21	5.69	5.07	3.83	9.10	2.4	2.38	0.10	0.72	7.45	9.21	40.03	6	7	.857
Opponents	10	10	8.90	8.29	5.46	4.85	3.34	10.62	3.2	1.52	0.30	0.81	9.40	6.17	39.94	14	17	.824

\* = average based on 9-inning game

## STARTERS

Player	era	w-l	app	gs	cg	sho	sv	ip	h	r	er	bb	so	2b	3b	hr	b/avg	wp	hp	bks	sfa	sha
Brockett, Jackson	3.38	0-1	2	2	0	0/0	0	8.0	9	3	3	2	7	3	0	1	.290	2	0	0	0	0
Walsh, Will	4.00	1-1	2	2	0	0/1	0	9.0	9	5	4	1	8	1	0	0	.273	0	2	0	1	2
Horn, Ty	5.52	0-1	3	3	0	0/0	0	14.2	16	9	9	5	14	7	0	2	.286	0	0	0	0	1
McConnaughey, Maso	6.08	1-1	3	3	0	0/0	0	13.1	11	9	9	6	19	3	0	1	.216	0	1	0	0	0
Totals	5.00	2-4	10	10	0	1/1	0	45.0	45	26	25	14	48	14	0	4	.263	2	3	0	1	3
Opponents	4.98	4-4	10	10	1	0/0	0	47.0	47	30	26	14	58	8	2	4	.253	6	10	0	3	0

## RELIEVERS

Player	era	w-l	app	gs	cg	sho	sv	ip	h	r	er	bb	so	2b	3b	hr	b/avg	wp	hp	bks	sfa	sha
Walsh, Will	0.00	1-0	1	0	0	0/0	0	4.0	0	0	0	0	6	0	0	0	.000	0	0	0	0	0
Bender, Pryce	0.00	0-0	3	0	0	0/0	0	3.1	2	0	0	0	3	1	0	0	.167	0	1	0	0	0
Nowaczyk, Colin	0.00	0-0	2	0	0	0/0	0	2.0	2	0	0	1	2	0	0	0	.286	0	0	0	0	0
Daiss, Casey	0.00	0-0	1	0	0	0/0	0	1.2	1	0	0	0	1	0	0	0	.200	0	0	0	0	0
Harrahill, Ryan	0.00	0-0	2	0	0	0/0	0	1.1	0	0	0	0	0	0	0	0	.000	0	0	0	0	0
Clark, Caleb	0.00	0-0	3	0	0	0/0	0	1.0	3	1	0	0	1	1	0	0	.750	1	0	0	0	1
Encarnacion, Blake	0.00	0-0	1	0	0	0/0	0	0.2	0	0	0	1	0	0	0	0	.000	0	1	0	0	0
Worthley, Jalen	1.69	1-0	4	0	0	0/0	0	5.1	4	1	1	4	3	2	0	0	.222	1	0	0	1	1
Broderick, Luke	3.00	0-0	3	0	0	0/0	1	3.0	3	1	1	1	3	1	0	1	.300	1	0	0	0	0
Timmerman, Tucker	3.86	0-0	1	0	0	0/0	0	2.1	2	1	1	0	2	1	0	0	.222	0	0	0	0	0
Blachowicz, Gavin	3.86	0-0	2	0	0	0/0	0	2.1	1	1	1	2	1	0	0	0	.143	0	0	0	0	0
Jasa, Carson	7.36	0-1	3	0	0	0/1	0	3.2	5	4	3	3	5	1	0	0	.313	1	1	0	0	0
Coats, TJ	7.71	0-0	2	0	0	0/0	0	2.1	2	3	2	3	3	0	0	2	.200	0	0	0	0	0
Cleavinger, Grant	11.57	0-0	3	0	0	0/0	0	2.1	6	3	3	3	4	1	1	0	.500	0	0	0	1	0
Christo, Drew	15.88	0-1	4	0	0	0/0	0	5.2	9	12	10	4	5	1	0	0	.360	2	1	0	1	2
Brockett, Jackson	18.00	0-0	1	0	0	0/0	0	1.0	4	2	2	1	1	0	0	0	.571	0	0	0	0	0
Totals	5.14	2-2	10	0	0	1/1	1	42.0	44	29	24	23	40	9	1	3	.273	6	4	0	3	4

**STARTERS GAME-BY-GAME**

Opponent	W-L	IP	H	R	ER	BB	K
vs. UC Irvine	L	3.2	5	6	6	3	9
vs. #16 Vanderbilt	--	4.0	4	3	3	2	6
vs. San Diego State	W	7.0	5	0	0	1	6
at Grand Canyon	-	6.0	6	1	1	0	3
at Louisiana	W	6.0	4	1	1	0	6
at Louisiana	L	6.0	4	2	2	2	5
at Louisiana	L	2.0	4	5	4	0	2
vs. Sam Houston	-	3.2	2	2	2	3	4
vs. #2 LSU	-	4.2	8	4	4	1	3
vs. Kansas State	L	2.0	3	2	2	2	4

**BULLPEN GAME-BY-GAME**

Opponent	W-L	IP	H	R	ER	BB	K
vs. UC Irvine	--	5.1	6	4	4	4	4
vs. #16 Vanderbilt	W	5.0	3	1	1	3	4
vs. San Diego State	-	2.0	2	0	0	1	2
at Grand Canyon	L	2.0	4	2	2	0	3
at Louisiana	-	3.0	1	0	0	1	3
at Louisiana	-	2.0	1	2	0	1	2
at Louisiana	-	6.0	9	5	3	2	5
vs. Sam Houston	W	5.1	2	1	1	0	7
vs. #2 LSU	L	4.1	9	7	7	5	4
vs. Kansas State	-	7.0	7	7	6	6	6

**STARTER RECORDS**

Pitcher (Total Starts)	Record
Mason McConnaughey (3)	2-1
Ty Horn (3)	1-2
Will Walsh (2)	1-1
Jackson Brockett (2)	0-2

**QUALITY STARTS**

Pitcher (Total Starts)	QS	Record
Will Walsh (1)	1	1-0
Mason McConnaughey (2)	1	1-0
Ty Horn (2)	1	0-1
Jackson Brockett (1)	1	0-1

**RUN SUPPORT**

Pitcher (Total Starts)	Runs	Runs/Start
Will Walsh (2)	13	6.5
Ty Horn (3)	9	3.0
Mason McConnaughey (3)	7	2.3
Jackson Brockett (2)	2	1.0



## TEAM BATTING

Category	Number	Game
At-Bats	38	vs. Sam Houston, 2/28/25
Runs Scored	13	vs. San Diego State, 2/16/25
Hits	12	vs. San Diego State, 2/16/25
	12	vs. Sam Houston, 2/28/25
Runs Batted In	13	vs. San Diego State, 2/16/25
Doubles	3	vs. UC Irvine, 2/14/25
	3	vs. Vanderbilt, 2/15/25
Triples	1	vs. Vanderbilt, 2/15/25
	1	vs. San Diego State, 2/16/25
	1	at Louisiana, 2/22/25
Home Runs	3	vs. Sam Houston, 2/28/25
Total Bases	22	vs. Sam Houston, 2/28/25
Walks	8	at Louisiana, 2/21/25
Strikeouts	15	vs. Vanderbilt, 2/15/25
Sacrifice Hits	2	vs. San Diego State, 2/16/25
	2	at Louisiana, 2/21/25
Stolen Bases	6	at Louisiana, 2/21/25
Hit by Pitch	5	vs. San Diego State, 2/16/25

## TEAM FIELDING

Category	Number	Game
Putouts	27	Seven Times
Assists	12	Four Times
Errors	3	at Louisiana, 2/22/25
Passed Balls	1	at Louisiana, 2/21/25
	1	at Louisiana, 2/22/25
	1	at Louisiana, 2/22/25
Double Plays Turned	2	vs. San Diego State, 2/16/25
	2	at Grand Canyon, 2/17/25
	2	vs. Kansas State, 3/2/25

## TEAM PITCHING

Category	Number	Game
Innings Pitched	9.0	Seven Times
Runs Allowed	11	vs. LSU, 3/1/25
Earned Runs	11	vs. LSU, 3/1/25
Walks Allowed	8	vs. Kansas State, 3/2/25
Strikeouts	13	vs. UC Irvine, 2/14/25
Hits Allowed	17	vs. LSU, 3/1/25
Doubles Allowed	7	vs. LSU, 3/1/25
Triples Allowed	1	vs. UC Irvine, 2/14/25
Home Runs Allowed	3	vs. Kansas State, 3/2/25
Wild Pitches	3	vs. Kansas State, 3/2/25
Hit Batters	2	vs. UC Irvine, 2/14/25
	2	at Louisiana, 2/22/25
	2	vs. LSU, 3/1/25

## INDIVIDUAL BATTING

Category	Number	Game
At-Bats	5	14 Times
Runs Scored	3	M. Buettenback vs. UC Irvine, 2/14/25
Hits	3	Six Times
Runs Batted In	6	G. Swansen vs. Vanderbilt, 2/15/25
Doubles	2	G. Swansen vs. Vanderbilt, 2/15/25
Triples	1	J. Overbeek vs. Vanderbilt, 2/15/25
	1	C. Brumbaugh vs. San Diego State, 2/16/25
	1	W. Jesske at Louisiana, 2/22/25
Home Runs	2	C. Frost vs. Sam Houston, 2/28/25
Total Bases	8	G. Swansen vs. Vanderbilt, 2/15/25
	8	C. Frost vs. Sam Houston, 2/28/25
Walks	2	Seven Times
Strikeouts	3	Nine Times
Sacrifice Hits	1	Five Times
Stolen Bases	2	D. Carey vs. San Diego State, 2/16/25
	2	W. Jesske at Louisiana, 2/21/25
Hit by Pitch	1	15 Times

## INDIVIDUAL FIELDING

Category	Number	Game
Putouts	12	C. Sanderson vs. Kansas State, 3/2/25
Assists	6	C. Brumbaugh vs. Vanderbilt, 2/15/25
Errors	2	W. Walsh at Louisiana, 2/22/25
Passed Balls	1	H. Helligso at Louisiana, 2/21/25
	1	H. Helligso at Louisiana, 2/22/25
	1	W. Jesske at Louisiana, 2/22/25

## INDIVIDUAL PITCHING

Category	Number	Game
Innings Pitched	7.0	W. Walsh vs. San Diego State, 2/16/25
Runs Allowed	6	M. McConnaughey vs. UC Irvine, 2/14/25
Earned Runs	6	M. McConnaughey vs. UC Irvine, 2/14/25
Walks Allowed	3	Four Times
Strikeouts	9	M. McConnaughey vs. UC Irvine, 2/14/25
Hits Allowed	8	T. Horn vs. LSU, 3/1/25
Doubles Allowed	5	T. Horn vs. LSU, 3/1/25
Triples Allowed	1	G. Cleavinger vs. UC Irvine, 2/14/25
Home Runs Allowed	2	T. Coats vs. Kansas State, 3/2/25
Wild Pitches	2	J. Brockett vs. Kansas State, 3/2/25
Hit Batters	1	Seven Times

No.	Player	Game	Date	Opponent	Pitcher	On Base	Inning	Outs	Count	Score	Final
1.	Gabe Swansen	2	Feb. 15	vs. Vanderbilt	Seiber	1	7	1	1-0	4-3	W, 6-4
2.	Max Buettenback	3	Feb. 16	vs. San Diego State	Miranda	1	5	2	1-1	6-0	W, 13-0
3.	Devin Nunez	7	Feb. 22	at Louisiana	Herrmann	0	8	1	0-0	1-10	L, 10-2
4.	Cael Frost	8	Feb. 28	vs. Sam Houston	Peterson	1	2	1	0-2	0-0	W, 8-3
5.	Cael Frost	8	Feb. 28	vs. Sam Houston	Peterson	0	6	1	1-0	3-3	W, 8-3
6.	Cayden Brumbaugh	8	Feb. 28	vs. Sam Houston	Baumann	1	7	1	3-2	5-3	W, 8-3
7.	Dylan Carey	10	March 2	vs. Kansas State	Sheffield	0	7	0	2-2	1-8	L, 9-6
8.	Devin Nunez	10	March 2	vs. Kansas State	Dean	1	9	1	0-0	4-9	L, 9-6

Score by innings	1	2	3	4	5	6	7	8	9	Total
Nebraska	10	8	4	5	2	1	14	6	4	54
Opponents	5	7	0	17	10	3	8	4	1	55

#### Record when ...

Overall	4-6	After 6 leading	4-1
Conference	0-0	..... trailing	0-4
Non-Conference	4-6	..... tied	0-1
Home games	0-0	After 7 leading	4-0
Away games	1-3	..... trailing	0-5
Neutral site	3-3	..... tied	0-1
Day games	1-6	After 8 leading	4-0
Night games	3-0	..... trailing	0-6
vs Left starter	2-2	..... tied	0-0
vs Right starter	2-4		
1-Run games	0-0	Hit 0 home runs	1-4
2-Run games	1-1	... 1 home run	2-1
5+Run games	3-3	... 2+ home runs	1-1
Extra innings	0-0		
Shutouts	1-0	Opponent 0 home runs	2-3
		..... 1 home run	2-2
Scoring 0-2 runs	0-3	..... 2+ HRs	0-1
..... 3-5 runs	0-1		
..... 6-9 runs	3-2	Made 0 errors	4-3
..... 10+ runs	1-0	.... 1 error	0-2
		.... 2+ errors	0-1
Opponent 0-2 runs	2-0		
..... 3-5 runs	2-2	Opp. made 0 errors	1-2
..... 6-9 runs	0-1	..... 1 error	1-4
..... 10+ runs	0-3	..... 2+ errors	2-0
Scored in 1st inning	3-2	Out-hit opponent	4-0
Opp. scored in 1st	1-3	Out-hit by opponent	0-6
Scores first	4-2	Hits are tied	0-0
Opp. scores first	0-4		

#### Record when team scores:

Runs	0	1	2	3	4	5	6	7	8	9	10+
W-L	0-0	0-2	0-1	0-0	0-0	0-1	2-2	0-0	1-0	0-0	1-0

#### Record when opponent scores:

Runs	0	1	2	3	4	5	6	7	8	9	10+
W-L	1-0	1-0	0-0	1-1	1-1	0-0	0-0	0-0	0-0	0-1	0-3

#### Record when leading after:

Inn.	1	2	3	4	5	6	7	8
W-L	3-2	4-2	4-2	4-2	3-1	4-1	4-0	4-0

#### Record when trailing after:

Inn.	1	2	3	4	5	6	7	8
W-L	0-3	0-4	0-4	0-4	0-4	0-4	0-5	0-6

#### Record when tied after:

Inn.	1	2	3	4	5	6	7	8
W-L	1-1	0-0	0-0	0-0	1-1	0-1	0-1	0-0

Current losing streak: 2

Longest winning streak: 2

Longest losing streak: 2

Home attendance : 0 ( 0 dates avg = 0 )

Away attendance : 35752 ( 9 dates avg = 3972 )

Total attendance: 35752 ( 9 dates avg = 3972 )

<b>Multiple Hit Games</b>	<b>2</b>	<b>3</b>	<b>4</b>	<b>5+</b>	<b>Total</b>
Brumbaugh, Cayden	3	1	-	-	4
Nunez, Devin	2	1	-	-	3
Sanderson, Case	2	-	-	-	2
Carey, Dylan	-	2	-	-	2
Frost, Cael	1	1	-	-	2
Jesske, Will	1	-	-	-	1
Silva, Riley	1	-	-	-	1
Overbeek, Joshua	1	-	-	-	1
Helligso, Hogan	1	-	-	-	1
Swansen, Gabe	-	1	-	-	1
TEAM	12	6	0	0	18

<b>Multiple RBI Games</b>	<b>2</b>	<b>3</b>	<b>4</b>	<b>5+</b>	<b>Total</b>
Brumbaugh, Cayden	3	-	-	-	3
Frost, Cael	1	1	-	-	2
Swansen, Gabe	1	-	-	1	2
Helligso, Hogan	1	-	-	-	1
Carey, Dylan	1	-	-	-	1
Nunez, Devin	1	-	-	-	1
Buettenback, Max	-	-	1	-	1
TEAM	8	1	1	1	11

<b>Hitting Streaks</b>	<b>Longest</b>	<b>Current</b>
Nunez, Devin	5	5
Brumbaugh, Cayden	5	3
Frost, Cael	3	3
Overbeek, Joshua	3	-
Stokes, Rhett	3	1
Carey, Dylan	3	1
Swansen, Gabe	2	-
Bolin, Robby	2	-
Silva, Riley	2	-
Jesske, Will	2	1
Sanderson, Case	2	-
Buettenback, Max	2	-
Helligso, Hogan	1	-

<b>Reached Base Streaks</b>	<b>Longest</b>	<b>Current</b>
Frost, Cael	8	8
Sanderson, Case	6	3
Nunez, Devin	5	5
Brumbaugh, Cayden	5	3
Silva, Riley	5	-
Overbeek, Joshua	3	3
Stokes, Rhett	3	1
Carey, Dylan	3	1
Swansen, Gabe	3	-
Buettenback, Max	3	-
Jesske, Will	2	1
Bolin, Robby	2	1
Helligso, Hogan	2	-





## UTILITY CAYDEN BRUMBAUGH 0

B/T HT. WT. CLASS  
R/R 5-11 195 R-JR.

SEASON HIGH	CATEGORY	CAREER HIGH
3 at Louisiana, 2/21/25	Hits	3 (5x) last at Louisiana, 2/21/25
2 (2x) last vs. Sam Houston, 2/28/25	Runs	3 vs. Maryland, 4/21/24
1 (2x) last vs. San Diego State, 2/16/25	Doubles	2 (2x) last vs. Maryland, 4/19/24
1 vs. San Diego State, 2/16/25	Triples	1 (5x) last vs. San Diego State, 2/16/25
1 vs. Sam Houston, 2/28/25	Home Runs	Same
2 (3x) last vs. LSU, 3/1/25	RBI	3 (2x) last vs. Maryland, 4/21/24
1 (3x) last at Louisiana, 2/22/25	Stolen Bases	2 (2x) last at Rutgers, 4/14/24

### 2025 GAME-BY-GAME STATISTICS

Date	Opponent	H-AB	R	RBI	2B	3B	HR	SB	BB	SO
2/14	vs. UC Irvine	0-5	0	0	0	0	0	0	0	3
2/15	vs. Vanderbilt	2-5	1	0	1	0	0	0	0	1
2/16	vs. San Diego State	2-5	2	2	1	1	0	0	0	1
2/17	at Grand Canyon	1-3	1	0	0	0	0	1	1	0
2/21	at Louisiana	3-4	1	1	0	0	0	1	1	0
2/22	at Louisiana	1-4	0	0	0	0	0	1	0	0
2/22	at Louisiana	0-4	0	0	0	0	0	0	0	1
2/28	vs. Sam Houston	1-4	2	2	0	0	1	0	1	1
3/1	vs. LSU	2-5	1	2	0	0	0	0	0	2
3/2	vs. Kansas State	1-5	1	0	0	0	0	0	0	0



## INFIELDER JOSHUA OVERBEEK 4

B/T HT. WT. CLASS  
S/R 6-1 210 SR.

SEASON HIGH	CATEGORY	CAREER HIGH
2 vs. LSU, 3/1/25	Hits	4 vs. Texas Tech, 2/17/24
2 vs. LSU, 3/1/25	Runs	3 (2x) last vs. Maryland, 4/21/24
1 (3x) last vs. LSU, 3/1/25	Doubles	2 vs. Indiana, 5/25/24
1 vs. Vanderbilt, 2/15/25	Triples	1 vs. Niagara, 6/1/24
	Home Runs	1 (7x) last vs. Florida, 6/2/24
	RBI	4 (2x) last vs. Florida, 6/2/24
	Stolen Bases	2 (2x) last vs. Iowa, 4/26/24

### 2025 GAME-BY-GAME STATISTICS

Date	Opponent	H-AB	R	RBI	2B	3B	HR	SB	BB	SO
2/15	vs. Vanderbilt	1-3	0	0	0	1	0	0	1	2
2/16	vs. San Diego State	1-2	1	0	0	0	0	0	0	1
2/17	at Grand Canyon	1-3	0	0	1	0	0	0	0	1
2/21	at Louisiana	0-3	0	0	0	0	0	0	0	3
2/22	at Louisiana	0-0	0	0	0	0	0	0	0	0
2/28	vs. Sam Houston	1-5	1	0	1	0	0	0	0	2
3/1	vs. LSU	2-4	2	0	1	0	0	0	1	1
3/2	vs. Kansas State	0-1	1	0	0	0	0	0	0	1



## OUTFIELDER RILEY SILVA 1

B/T HT. WT. CLASS  
L/R 6-0 190 SR.

SEASON HIGH	CATEGORY	CAREER HIGH
2 vs. San Diego State, 2/16/25	Hits	3 (3x) last at Michigan State, 5/17/24
2 vs. San Diego State, 2/16/25	Runs	3 (4x) last at Michigan State, 5/17/24
	Doubles	1 (5x) last vs. Indiana, 5/11/24
	Triples	1 (2x) last vs. South Dakota State, 5/8/24
	Home Runs	
1 (2x) last vs. LSU, 3/1/25	RBI	3 vs. Maryland, 4/21/24
1 (2x) last at Louisiana, 2/21/25	Stolen Bases	2 (5x) last vs. Kansas State, 5/1/24

### 2025 GAME-BY-GAME STATISTICS

Date	Opponent	H-AB	R	RBI	2B	3B	HR	SB	BB	SO
2/15	vs. Vanderbilt	1-4	0	0	0	0	0	0	0	1
2/16	vs. San Diego State	2-4	2	1	0	0	0	1	0	0
2/17	at Grand Canyon	0-2	0	0	0	0	0	0	0	0
2/21	at Louisiana	1-3	0	0	0	0	0	1	2	1
2/22	at Louisiana	1-3	0	0	0	0	0	0	0	1
2/28	vs. Sam Houston	0-0	0	0	0	0	0	0	0	0
3/1	vs. LSU	0-2	0	1	0	0	0	0	0	0
3/2	vs. Kansas State	0-2	0	0	0	0	0	0	0	0



## OUTFIELDER ROBBY BOLIN 5

B/T HT. WT. CLASS  
L/L 6-2 205 JR.

SEASON HIGH	CATEGORY	CAREER HIGH
1 (2x) last vs. San Diego State, 2/16/25	Hits	Same
1 (2x) last vs. San Diego State, 2/16/25	Runs	Same
1 vs. UC Irvine, 2/14/25	Doubles	Same
	Triples	
	Home Runs	
1 vs. San Diego State, 2/16/25	RBI	Same
	Stolen Bases	

### 2025 GAME-BY-GAME STATISTICS

Date	Opponent	H-AB	R	RBI	2B	3B	HR	SB	BB	SO
2/14	vs. UC Irvine	1-4	1	0	1	0	0	0	0	2
2/15	vs. Vanderbilt	0-0	0	0	0	0	0	0	0	0
2/16	vs. San Diego State	1-1	1	1	0	0	0	0	0	0
2/17	at Grand Canyon	0-1	0	0	0	0	0	0	0	0
2/21	at Louisiana	0-1	0	0	0	0	0	0	0	1
2/28	vs. Sam Houston	0-2	0	0	0	0	0	0	1	2



**RIGHT-HANDED PITCHER**  
**PRYCE BENDER 6**

B/T: **R/R** HT: **6-3** WT: **185** CLASS: **FR.**

SEASON HIGH	CATEGORY	CAREER HIGH
2.0 vs. UC Irvine, 2/14/25	Innings	Same
	Runs	
	Earned Runs	
	Walks	
2 at Louisiana, 2/21/25	Strikeouts	Same

**2025 GAME-BY-GAME STATISTICS**

Date	Opponent	GS	IP	H	R	ER	BB	SO	W-L	SV	ERA
2/14	vs. UC Irvine	2.0	0	0	0	0	0	1	0-0	0	0.00
2/21	at Louisiana	1.0	0	0	0	0	0	2	0-0	0	0.00
3/1	vs. LSU	0.1	2	0	0	0	0	0	0-0	0	0.00



**CATCHER**  
**HOGAN HELIGSO 10**

B/T: **R/R** HT: **6-0** WT: **195** CLASS: **SR.**

SEASON HIGH	CATEGORY	CAREER HIGH
2 vs. Sam Houston, 2/28/25	Hits	3 (2x) last at UConn, 5/12/24
1 at Louisiana, 2/21/25	Runs	4 (2x) last vs. Houston Christian, 2/23/24
	Doubles	2 (2x) last at Stanford, 3/24/24
	Triples	1 (2x) last vs. St. Thomas, 4/2/23
	Home Runs	1 (5x) last at UConn, 5/11/24
2 at Louisiana, 2/21/25	RBI	3 (2x) last vs. St. Thomas, 4/1/23
	Stolen Bases	2 vs. St. John's, 4/21/23

**2025 GAME-BY-GAME STATISTICS**

Date	Opponent	H-AB	R	RBI	2B	3B	HR	SB	BB	SO
2/14	vs. UC Irvine	1-3	0	0	0	0	0	0	0	1
2/15	vs. Vanderbilt	0-3	0	0	0	0	0	0	1	2
2/17	at Grand Canyon	0-3	0	0	0	0	0	0	0	0
2/21	at Louisiana	0-3	1	2	0	0	0	0	1	0
2/22	at Louisiana	0-2	0	0	0	0	0	0	0	1
2/28	vs. Sam Houston	2-4	0	1	0	0	0	0	0	1
3/1	vs. LSU	0-2	0	0	0	0	0	0	0	1
3/2	vs. Kansas State	0-2	0	0	0	0	0	0	0	1



**INFIELDER**  
**RHETT STOKES 9**

B/T: **R/R** HT: **5-10** WT: **195** CLASS: **SR.**

SEASON HIGH	CATEGORY	CAREER HIGH
1 (4x) last vs. Kansas State, 3/2/25	Hits	3 (9x) last vs. Ohio State, 5/24/24
1 vs. Kansas State, 3/2/25	Runs	3 (2x) last vs. Omaha, 3/19/24
	Doubles	2 (3x) last vs. Nicholls, 3/17/24
	Triples	
	Home Runs	1 at Creighton, 4/30/24
1 (2x) last vs. San Diego State, 2/16/25	RBI	3 vs. South Alabama, 3/9/24
1 (2x) last vs. K-State, 3/2/25	Stolen Bases	1 (8x) last vs. Kansas State, 3/2/25

**2025 GAME-BY-GAME STATISTICS**

Date	Opponent	H-AB	R	RBI	2B	3B	HR	SB	BB	SO
2/14	vs. UC Irvine	1-3	0	1	0	0	0	0	0	1
2/16	vs. San Diego State	1-2	0	1	0	0	0	0	0	0
2/21	at Louisiana	1-5	0	0	0	0	0	1	0	2
2/22	at Louisiana	0-3	0	0	0	0	0	0	0	1
2/22	at Louisiana	0-3	0	0	0	0	0	0	0	1
3/2	vs. Kansas State	1-4	1	0	0	0	0	1	0	0



**UTILITY**  
**MAX BUETTENBACK 11**

B/T: **L/R** HT: **6-2** WT: **215** CLASS: **SO.**

SEASON HIGH	CATEGORY	CAREER HIGH
1 (4x) last at Louisiana, 2/22/25	Hits	1 (5x) last at Louisiana, 2/22/25
3 vs. UC Irvine, 2/14/25	Runs	Same
1 vs. UC Irvine, 2/14/25	Doubles	Same
	Triples	
1 vs. San Diego State, 2/16/25	Home Runs	1 (2x) last vs. San Diego State, 2/16/25
4 vs. San Diego State, 2/16/25	RBI	Same
	Stolen Bases	

**2025 GAME-BY-GAME STATISTICS**

Date	Opponent	H-AB	R	RBI	2B	3B	HR	SB	BB	SO
2/14	vs. UC Irvine	1-3	3	0	1	0	0	0	2	1
2/15	vs. Vanderbilt	0-4	1	0	0	0	0	0	1	3
2/16	vs. San Diego State	1-3	2	4	0	0	1	0	1	0
2/17	at Grand Canyon	0-4	0	0	0	0	0	0	0	3
2/21	at Louisiana	1-4	1	0	0	0	0	0	0	1
2/22	at Louisiana	1-4	0	0	0	0	0	0	0	2
3/1	vs. LSU	0-2	0	0	0	0	0	0	0	0



OUTFIELDER  
**CAEL FROST 12**

B/T HT. WT. CLASS  
**L/R 6-0 200 SR.**

SEASON HIGH	CATEGORY	CAREER HIGH
3 vs. LSU, 3/1/25	Hits	3 (8x) last vs. LSU, 3/1/25
2 vs. Sam Houston, 2/28/25	Runs	3 at North Dakota State, 4/6/24
	Doubles	2 (2x) last at Northern Colorado, 5/4/24
	Triples	
2 vs. Sam Houston, 2/28/25	Home Runs	2 (2x) last vs. Sam Houston, 2/28/25
3 vs. Sam Houston, 2/28/25	RBI	4 (2x) last at Omaha, 4/12/24
1 vs. Kansas State, 3/2/25	Stolen Bases	1 (2x) last vs. Kansas State, 3/2/25

**2025 GAME-BY-GAME STATISTICS**

Date	Opponent	H-AB	R	RBI	2B	3B	HR	SB	BB	SO
2/14	vs. UC Irvine	0-3	0	0	0	0	0	0	1	0
2/15	vs. Vanderbilt	0-3	0	0	0	0	0	0	0	2
2/16	vs. San Diego State	0-2	1	0	0	0	0	0	1	1
2/17	at Grand Canyon	0-3	0	0	0	0	0	0	1	1
2/22	at Louisiana	0-2	0	0	0	0	0	0	0	2
2/28	vs. Sam Houston	2-4	2	3	0	0	2	0	1	1
3/1	vs. LSU	3-4	0	2	0	0	0	0	0	1
3/2	vs. Kansas State	1-4	1	0	0	0	0	1	0	2



UTILITY  
**CASE SANDERSON 14**

B/T HT. WT. CLASS  
**L/L 6-2 215 SO.**

SEASON HIGH	CATEGORY	CAREER HIGH
2 (2x) last vs. Sam Houston, 2/28/25	Hits	3 (5x) last vs. Purdue, 5/22/24
2 vs. Vanderbilt, 2/15/25	Runs	3 at Rutgers, 4/13/24
1 at Grand Canyon, 2/17/25	Doubles	1 (6x) last vs. Florida, 6/2/24
	Triples	1 at Grand Canyon, 2/22/24
	Home Runs	1 (3x) last vs. Niagara, 6/1/24
1 (3x) last vs. LSU, 3/1/25	RBI	4 vs. Niagara, 6/1/24
	Stolen Bases	

**2025 GAME-BY-GAME STATISTICS**

Date	Opponent	H-AB	R	RBI	2B	3B	HR	SB	BB	SO
2/14	vs. UC Irvine	1-2	0	1	0	0	0	0	2	0
2/15	vs. Vanderbilt	1-4	2	0	0	0	0	0	1	1
2/16	vs. San Diego State	0-3	1	0	0	0	0	0	1	1
2/17	at Grand Canyon	2-4	0	0	1	0	0	0	0	1
2/21	at Louisiana	1-3	0	1	0	0	0	0	2	0
2/22	at Louisiana	0-3	0	0	0	0	0	0	0	0
2/22	at Louisiana	0-3	0	0	0	0	0	0	0	1
2/28	vs. Sam Houston	2-5	1	0	0	0	0	0	0	1
3/1	vs. LSU	1-4	0	1	0	0	0	0	0	1
3/2	vs. Kansas State	0-4	0	0	0	0	0	0	0	2



UTILITY  
**WILL JESKE 13**

B/T HT. WT. CLASS  
**R/R 5-11 210 SO.**

SEASON HIGH	CATEGORY	CAREER HIGH
2 vs. San Diego State, 2/16/25	Hits	2 (3x) last vs. San Diego State, 2/16/25
2 at Louisiana, 2/21/25	Runs	Same
1 (2x) last vs. Kansas State, 3/2/25	Doubles	1 (3x) last vs. Kansas State, 3/2/25
1 at Louisiana, 2/22/25	Triples	Same
	Home Runs	
1 (2x) last at Louisiana, 2/22/25	RBI	2 at Charleston, 3/3/24
2 at Louisiana, 2/21/25	Stolen Bases	Same

**2025 GAME-BY-GAME STATISTICS**

Date	Opponent	H-AB	R	RBI	2B	3B	HR	SB	BB	SO
2/16	vs. San Diego State	2-4	1	1	0	0	0	0	0	0
2/21	at Louisiana	1-3	2	0	1	0	0	2	2	0
2/22	at Louisiana	0-4	0	0	0	0	0	0	0	2
2/22	at Louisiana	1-4	0	1	0	1	0	0	0	0
2/28	vs. Sam Houston	1-1	0	0	0	0	0	0	0	0
3/1	vs. LSU	0-1	0	0	0	0	0	0	0	0
3/2	vs. Kansas State	1-2	0	0	1	0	0	0	0	1




INFIELDER  
**DYLAN CAREY 15**

B/T HT. WT. CLASS  
**R/R 6-3 210 JR.**

SEASON HIGH	CATEGORY	CAREER HIGH
3 vs. UC Irvine, 2/14/25	Hits	4 vs. Hawaii, 3/4/23
1 (6x) last vs. K-State, 3/2/25	Runs	3 (3x) last vs. New Mexico State, 3/22/24
1 (3x) last vs. K-State, 3/2/25	Doubles	2 (4x) last at Charleston, 3/3/24
	Triples	1 (2x) last vs. Penn State, 5/12/23
1 vs. Kansas State, 3/2/25	Home Runs	1 (12x) last vs. K-State, 3/2/25
2 vs. Kansas State, 3/2/25	RBI	4 at Omaha, 4/25/23
2 vs. San Diego State, 2/16/25	Stolen Bases	1 (7x) last vs. Niagara, 6/1/24

**2025 GAME-BY-GAME STATISTICS**

Date	Opponent	H-AB	R	RBI	2B	3B	HR	SB	BB	SO
2/14	vs. UC Irvine	3-5	1	1	1	0	0	0	0	1
2/15	vs. Vanderbilt	0-3	1	0	0	0	0	0	2	3
2/16	vs. San Diego State	1-2	1	1	0	0	0	2	2	0
2/17	at Grand Canyon	0-4	0	1	0	0	0	0	0	1
2/21	at Louisiana	1-4	1	1	0	0	0	1	0	3
2/22	at Louisiana	1-4	0	1	1	0	0	0	0	3
2/22	at Louisiana	1-4	1	0	0	0	0	0	0	0
2/28	vs. Sam Houston	0-5	0	1	0	0	0	0	0	1
3/1	vs. LSU	0-4	0	0	0	0	0	0	0	0
3/2	vs. Kansas State	3-4	1	2	1	0	1	0	0	0



INFILDER  
**DEVIN NUNEZ 16**

B/T HT. WT. CLASS  
**L/R 5-11 180 FR.**

SEASON HIGH	CATEGORY	CAREER HIGH
3 vs. LSU, 3/1/25.....	Hits .....	Same
2 vs. LSU, 3/1/25.....	Runs .....	Same
	Doubles .....	
	Triples .....	
1 (2x) last vs. Kansas State, 3/2/25 .....	Home Runs .....	Same
2 vs. Kansas State, 3/2/25.....	RBI .....	Same
1 at Louisiana, 2/22/25 .....	Stolen Bases .....	Same

**2025 GAME-BY-GAME STATISTICS**

Date	Opponent	H-AB	R	RBI	2B	3B	HR	SB	BB	SO
2/16	vs. San Diego State	0-1	0	0	0	0	0	0	0	0
2/22	at Louisiana	1-1	1	0	0	0	0	0	0	0
2/22	at Louisiana	1-2	1	1	0	0	1	1	1	0
2/28	vs. Sam Houston	2-4	1	1	0	0	0	0	1	0
3/1	vs. LSU	3-5	2	0	0	0	0	0	0	1
3/2	vs. Kansas State	2-4	1	2	0	0	1	0	0	3



CATCHER  
**KANON SUNDGREN 18**

B/T HT. WT. CLASS  
**R/R 6-1 185 JR.**

SEASON HIGH	CATEGORY	CAREER HIGH
	Hits .....	
	Runs .....	
	Doubles .....	
	Triples .....	
	Home Runs .....	
	RBI .....	
	Stolen Bases .....	

**2025 GAME-BY-GAME STATISTICS**

Date	Opponent	H-AB	R	RBI	2B	3B	HR	SB	BB	SO
------	----------	------	---	-----	----	----	----	----	----	----



OUTFIELDER  
**HAYDEN LEWIS 17**

B/T HT. WT. CLASS  
**L/L 6-1 205 R-SO.**

SEASON HIGH	CATEGORY	CAREER HIGH
	Hits .....	
	Runs .....	
	Doubles .....	
	Triples .....	
	Home Runs .....	
1 vs. Kansas State, 3/2/25.....	RBI .....	Same
	Stolen Bases .....	

**2025 GAME-BY-GAME STATISTICS**

Date	Opponent	H-AB	R	RBI	2B	3B	HR	SB	BB	SO
2/16	vs. San Diego State	0-0	0	0	0	0	0	0	0	0
2/22	at Louisiana	0-2	0	0	0	0	0	0	0	1
3/2	vs. Kansas State	0-1	0	1	0	0	0	0	0	0



RIGHT-HANDED PITCHER  
**TY HORN 20**

B/T HT. WT. CLASS  
**L/R 6-2 200 SO.**

SEASON HIGH	CATEGORY	CAREER HIGH
6.0 at Louisiana, 2/22/25 .....	Innings .....	Same
4 vs. LSU, 3/1/25.....	Runs .....	6 (2x) last at Creighton, 4/30/24
4 vs. LSU, 3/1/25.....	Earned Runs .....	5 at Kansas, 4/9/24
2 (2x) last at Louisiana, 2/22/25.....	Walks .....	3 vs. Nicholls, 3/17/24
6 vs. Vanderbilt, 2/15/25.....	Strikeouts .....	Same

**2025 GAME-BY-GAME STATISTICS**

Date	Opponent	GS	IP	H	R	ER	BB	SO	W-L	SV	ERA
2/15	vs. Vanderbilt	*	4.0	4	3	3	2	6	0-0	0	6.75
2/22	at Louisiana	*	6.0	4	2	2	2	5	0-1	0	4.50
3/1	vs. LSU	*	4.2	8	4	4	1	3	0-1	0	5.52



INFILDER  
**JARON COTTON 21**

B/T HT. WT. CLASS  
**R/R 6-3 200 JR.**

SEASON HIGH	CATEGORY	CAREER HIGH
	Hits	
	Runs	
	Doubles	
	Triples	
	Home Runs	
	RBI	
	Stolen Bases	

**2025 GAME-BY-GAME STATISTICS**

Date	Opponent	H-AB	R	RBI	2B	3B	HR	SB	BB	SO
2/16	vs. San Diego State	0-1	0	0	0	0	0	0	0	1



LEFT-HANDED PITCHER  
**CALEB CLARK 24**

B/T HT. WT. CLASS  
**L/L 6-2 210 JR.**

SEASON HIGH	CATEGORY	CAREER HIGH
0.1 (3x) last vs. LSU, 3/1/25	Innings	4.1 at San Diego, 2/19/23
1 at Louisiana, 2/22/25	Runs	8 (2x) last vs. Ohio State, 5/21/24
	Earned Runs	8 (2x) last vs. Ohio State, 5/21/24
	Walks	3 vs. Oklahoma, 2/18/24
1 at Grand Canyon, 2/17/25	Strikeouts	4 (4x) last vs. SDSU, 5/8/24

**2025 GAME-BY-GAME STATISTICS**

Date	Opponent	GS	IP	H	R	ER	BB	SO	W-L	SV	ERA
2/17	at Grand Canyon	0.1	0	0	0	0	0	1	0-0	0	0.00
2/22	at Louisiana	0.1	1	1	0	0	0	0	0-0	0	0.00
3/1	vs. LSU	0.1	2	0	0	0	0	0	0-0	0	0.00



RIGHT-HANDED PITCHER  
**BLAKE ENCARNACION 23**

B/T HT. WT. CLASS  
**R/R 6-4 210 FR.**

SEASON HIGH	CATEGORY	CAREER HIGH
0.2 vs. LSU, 3/1/25	Innings	Same
	Runs	
	Earned Runs	
1 vs. LSU, 3/1/25	Walks	Same
	Strikeouts	

**2025 GAME-BY-GAME STATISTICS**

Date	Opponent	GS	IP	H	R	ER	BB	SO	W-L	SV	ERA
3/1	vs. LSU	0.2	0	0	0	0	1	0	0-0	0	0.00



RIGHT-HANDED PITCHER  
**DREW CHRISTO 25**

B/T HT. WT. CLASS  
**R/R 6-5 240 SR.**

SEASON HIGH	CATEGORY	CAREER HIGH
2.0 vs. Kansas State, 3/2/25	Innings	6.2 at Charleston, 2/29/24
4 vs. UC Irvine, 2/14/25	Runs	7 vs. South Alabama, 3/8/24
4 vs. UC Irvine, 2/14/25	Earned Runs	7 vs. South Alabama, 3/8/24
2 (2x) last vs. K-State, 3/2/25	Walks	3 (4x) last at Rutgers, 4/14/24
2 vs. Kansas State, 3/2/25	Strikeouts	8 at Omaha, 4/25/23

**2025 GAME-BY-GAME STATISTICS**

Date	Opponent	GS	IP	H	R	ER	BB	SO	W-L	SV	ERA
2/14	vs. UC Irvine		0.2	2	4	4	2	1	0-0	0	54.00
2/17	at Grand Canyon		1.1	3	2	2	0	1	0-1	0	27.00
2/22	at Louisiana		1.2	2	3	1	0	1	0-1	0	17.18
3/2	vs. Kansas State		2.0	2	3	3	2	2	0-1	0	15.88



RIGHT-HANDED PITCHER  
**TJ COATS 26**

B/T HT. WT. CLASS  
**R/R 6-3 220 SO.**

SEASON HIGH		CATEGORY	CAREER HIGH
1.1 vs. Kansas State, 3/2/25		Innings	Same
3 vs. Kansas State, 3/2/25		Runs	Same
2 vs. Kansas State, 3/2/25		Earned Runs	Same
3 vs. Kansas State, 3/2/25		Walks	Same
2 vs. Kansas State, 3/2/25		Strikeouts	Same

**2025 GAME-BY-GAME STATISTICS**

Date	Opponent	GS	IP	H	R	ER	BB	SO	W-L	SV	ERA
2/22	at Louisiana	1.0	0	0	0	0	0	1	0-0	0	0.00
3/2	vs. Kansas State	1.1	2	3	2	3	2	0-0	0	7.71	



LEFT-HANDED PITCHER  
**WILL WALSH 30**

B/T HT. WT. CLASS  
**L/R 6-4 220 R-SR.**

SEASON HIGH		CATEGORY	CAREER HIGH
7.0 vs. San Diego State, 2/16/25		Innings	9.0 (2x) last vs. Indiana, 5/25/24
5 at Louisiana, 2/22/25		Runs	5 (2x) last at Louisiana, 2/22/25
4 at Louisiana, 2/22/25		Earned Runs	5 at Purdue, 5/19/23
1 vs. San Diego State, 2/16/25		Walks	3 at Iowa, 4/23/23
6 (2x) last vs. Sam Houston, 2/28/25		Strikeouts	11 vs. North Dakota State, 3/28/23

**2025 GAME-BY-GAME STATISTICS**

Date	Opponent	GS	IP	H	R	ER	BB	SO	W-L	SV	ERA
2/16	vs. San Diego St. *	7.0	5	0	0	1	6	1-0	0	0.00	
2/22	at Louisiana *	2.0	4	5	4	0	2	1-1	0	4.00	
2/28	vs. Sam Houston	4.0	0	0	0	0	6	2-1	0	2.77	



RIGHT-HANDED PITCHER  
**LUKE BRODERICK 28**

B/T HT. WT. CLASS  
**R/R 6-3 215 JR.**

SEASON HIGH		CATEGORY	CAREER HIGH
1.2 vs. Kansas State, 3/2/25		Innings	Same
1 vs. Kansas State, 3/2/25		Runs	Same
1 vs. Kansas State, 3/2/25		Earned Runs	Same
1 vs. Kansas State, 3/2/25		Walks	Same
1 (3x) last vs. K-State, 3/2/25		Strikeouts	Same

**2025 GAME-BY-GAME STATISTICS**

Date	Opponent	GS	IP	H	R	ER	BB	SO	W-L	SV	ERA
2/15	vs. Vanderbilt	1.0	0	0	0	0	0	1	0-0	1	0.00
2/17	at Grand Canyon	0.1	1	0	0	0	1	0-0	1	0.00	
3/2	vs. Kansas State	1.2	2	1	1	1	1	0-0	1	3.00	



RIGHT-HANDED PITCHER  
**TUCKER TIMMERMAN 32**

B/T HT. WT. CLASS  
**R/R 6-3 220 SO.**

SEASON HIGH		CATEGORY	CAREER HIGH
2.1 vs. Vanderbilt, 2/15/25		Innings	2.2 at Creighton, 4/2/24
1 vs. Vanderbilt, 2/15/25		Runs	4 (2x) last vs. Omaha, 3/19/24
1 vs. Vanderbilt, 2/15/25		Earned Runs	4 (2x) last vs. Omaha, 3/19/24
		Walks	3 vs. Nicholls, 3/15/24
2 vs. Vanderbilt, 2/15/25		Strikeouts	4 vs. South Alabama, 3/10/24

**2025 GAME-BY-GAME STATISTICS**

Date	Opponent	GS	IP	H	R	ER	BB	SO	W-L	SV	ERA
2/15	vs. Vanderbilt	2.1	2	1	1	0	2	0-0	0	3.86	





LEFT-HANDED PITCHER  
**JACKSON BROCKETT 33**

B/T HT. WT. CLASS  
**L/L 6-1 205 SR.**

SEASON HIGH	CATEGORY	CAREER HIGH
6.0 at Grand Canyon, 2/17/25	Innings	9.0 vs. Kansas State, 5/1/24
2 (2x) last vs. K-State, 3/2/25	Runs	7 vs. Florida, 6/2/24
2 (2x) last vs. K-State, 3/2/25	Earned Runs	6 vs. Florida, 6/2/24
2 vs. Kansas State, 3/2/25	Walks	4 at Iowa, 4/22/23
4 vs. Kansas State, 3/2/25	Strikeouts	12 vs. Kansas State, 5/1/24

**2025 GAME-BY-GAME STATISTICS**

Date	Opponent	GS	IP	H	R	ER	BB	SO	W-L	SV	ERA
2/17	at Grand Canyon	*	6.0	6	1	1	0	3	0-0	0	1.50
2/22	at Louisiana		1.0	4	2	2	1	1	0-0	0	3.86
3/2	vs. Kansas State	*	2.0	3	2	2	2	4	0-1	0	5.00



RIGHT-HANDED PITCHER  
**RYAN HARRAHILL 35**

B/T HT. WT. CLASS  
**R/R 6-4 225 SO.**

SEASON HIGH	CATEGORY	CAREER HIGH
1.0 at Louisiana, 2/22/25	Innings	1.0 at Wichita State, 3/13/24
	Runs	4 at Wichita State, 3/13/24
	Earned Runs	3 at Wichita State, 3/13/24
	Walks	1 at Wichita State, 3/13/24
	Strikeouts	2 at Wichita State, 3/13/24

**2025 GAME-BY-GAME STATISTICS**

Date	Opponent	GS	IP	H	R	ER	BB	SO	W-L	SV	ERA
2/14	vs. UC Irvine		0.1	0	0	0	0	0	0-0	0	0.00
2/22	at Louisiana		1.0	0	0	0	0	0	0-0	0	0.00



CATCHER  
**COLIN CYMBALISTA 34**

B/T HT. WT. CLASS  
**R/R 6-0 200 JR.**

SEASON HIGH	CATEGORY	CAREER HIGH
	Hits	
	Runs	
	Doubles	
	Triples	
	Home Runs	
	RBI	
	Stolen Bases	

**2025 GAME-BY-GAME STATISTICS**

Date	Opponent	H-AB	R	RBI	2B	3B	HR	SB	BB	SO
2/14	vs. UC Irvine	0-0	0	0	0	0	0	0	0	0
2/17	vs. San Diego State	0-0	0	0	0	0	0	0	0	0
2/22	at Louisiana	0-1	0	0	0	0	0	0	0	0
3/2	vs. Kansas State	0-0	0	0	0	0	0	0	0	0



LEFT-HANDED PITCHER  
**GRANT CLEAVINGER 36**

B/T HT. WT. CLASS  
**L/L 6-5 225 JR.**

SEASON HIGH	CATEGORY	CAREER HIGH
1.0 at Louisiana, 2/22/25	Innings	2.0 at USF, 4/7/23
3 vs. LSU, 3/1/25	Runs	4 (2x) last vs. ECU, 5/28/23
3 vs. LSU, 3/1/25	Earned Runs	3 (5x) last vs. LSU, 3/1/25
2 vs. UC Irvine, 2/14/25	Walks	4 vs. ECU, 5/28/23
2 at Louisiana, 2/22/25	Strikeouts	5 at Cincinnati, 4/22/23

**2025 GAME-BY-GAME STATISTICS**

Date	Opponent	GS	IP	H	R	ER	BB	SO	W-L	SV	ERA
2/14	at UC Irvine	0.2	2	0	0	0	2	1	0-0	0	0.00
2/22	at Louisiana	1.0	2	0	0	0	0	2	0-0	0	0.00
3/1	vs. LSU	0.2	2	3	3	1	1	1	0-0	0	11.57



RIGHT-HANDED PITCHER  
**J'SHAWN UNGER 37**

B/T HT. WT. CLASS  
**R/R 6-5 225 FR.**

SEASON HIGH	CATEGORY	CAREER HIGH
	Innings	
	Runs	
	Earned Runs	
	Walks	
	Strikeouts	

**2025 GAME-BY-GAME STATISTICS**

Date	Opponent	GS	IP	H	R	ER	BB	SO	W-L	SV	ERA
------	----------	----	----	---	---	----	----	----	-----	----	-----



LEFT-HANDED PITCHER  
**CHASE OLSON 41**

B/T HT. WT. CLASS  
**L/L 5-11 180 FR.**

SEASON HIGH	CATEGORY	CAREER HIGH
	Innings	
	Runs	
	Earned Runs	
	Walks	
	Strikeouts	

**2025 GAME-BY-GAME STATISTICS**

Date	Opponent	GS	IP	H	R	ER	BB	SO	W-L	SV	ERA
------	----------	----	----	---	---	----	----	----	-----	----	-----



RIGHT-HANDED PITCHER  
**CARSON JASA 39**

B/T HT. WT. CLASS  
**R/R 6-7 225 R-FR.**

SEASON HIGH	CATEGORY	CAREER HIGH
2.0 vs. San Diego State, 2/16/25	Innings	Same
3 vs. LSU, 3/1/25	Runs	Same
3 vs. LSU, 3/1/25	Earned Runs	Same
1 (3x) last vs. LSU, 3/1/25	Walks	Same
2 (2x) last vs. LSU, 3/1/25	Strikeouts	Same

**2025 GAME-BY-GAME STATISTICS**

Date	Opponent	GS	IP	H	R	ER	BB	SO	W-L	SV	ERA
2/16	vs. San Diego St.		2.0	2	0	0	1	2	0-0	0	0.00
2/22	at Louisiana		0.2	0	1	0	1	1	0-0	0	0.00
3/1	vs. LSU		1.0	3	3	3	1	2	0-1	0	7.36



LEFT-HANDED PITCHER  
**JALEN WORTHLEY 42**

B/T HT. WT. CLASS  
**L/L 5-10 185 JR.**

SEASON HIGH	CATEGORY	CAREER HIGH
2.0 at Louisiana, 2/21/25	Innings	3.0 (3x) last vs. Niagara, 6/1/24
1 vs. Sam Houston, 2/28/25	Runs	3 (2x) last at Maryland, 5/7/23
1 vs. Sam Houston, 2/28/25	Earned Runs	3 (2x) last at Maryland, 5/7/23
3 vs. Vanderbilt, 2/15/25	Walks	3 (2x) last vs. Vanderbilt, 2/15/25
1 (3x) last vs. Sam Houston, 2/28/25	Strikeouts	4 (2x) last at Minnesota, 5/3/24

**2025 GAME-BY-GAME STATISTICS**

Date	Opponent	GS	IP	H	R	ER	BB	SO	W-L	SV	ERA
2/15	vs. Vanderbilt	1.2	1	0	0	0	3	1	1-0	0	0.00
2/21	at Louisiana	2.0	1	0	0	1	1	1	1-0	0	0.00
2/28	vs. Sam Houston	1.1	2	1	1	0	1	1	1-0	0	1.80
3/2	vs. Kansas State	0.1	0	0	0	0	0	0	1-0	0	1.69



RIGHT-HANDED PITCHER  
**AIDEN LIESER 43**

B/T HT. WT. CLASS  
**R/R 6-2 215 FR.**

SEASON HIGH	CATEGORY	CAREER HIGH
	Innings	
	Runs	
	Earned Runs	
	Walks	
	Strikeouts	

2025 GAME-BY-GAME STATISTICS

Date	Opponent	GS	IP	H	R	ER	BB	SO	W-L	SV	ERA
------	----------	----	----	---	---	----	----	----	-----	----	-----



RIGHT-HANDED PITCHER  
**CASEY DAISS 45**

B/T HT. WT. CLASS  
**R/R 6-4 210 SR.**

SEASON HIGH	CATEGORY	CAREER HIGH
1.2 vs. Kansas State, 3/2/25	Innings	2.0 (3x) last at Minnesota, 5/3/24
	Runs	4 (2x) last vs. Florida, 6/2/24
	Earned Runs	4 vs. South Dakota State, 5/8/24
	Walks	1 (9x) last vs. Florida, 6/2/24
1 vs. Kansas State, 3/2/25	Strikeouts	2 (3x) last at Creighton, 4/30/24

2025 GAME-BY-GAME STATISTICS

Date	Opponent	GS	IP	H	R	ER	BB	SO	W-L	SV	ERA
3/2	vs. Kansas State		1.2	1	0	0	0	1	0-0	0	0.00



OUTFIELDER  
**GABE SWANSEN 44**

B/T HT. WT. CLASS  
**R/R 6-0 200 SR.**

SEASON HIGH	CATEGORY	CAREER HIGH
3 vs. Vanderbilt, 2/15/25	Hits	4 (3x) last vs. Indiana, 5/25/24
1 (4x) last vs. LSU, 3/1/25	Runs	3 (5x) last vs. Penn State, 5/12/23
2 vs. Vanderbilt, 2/15/25	Doubles	2 (3x) last vs. Vanderbilt, 2/15/25
	Triples	
1 vs. Vanderbilt, 2/15/25	Home Runs	2 (3x) last vs. Niagara, 6/1/24
6 vs. Vanderbilt, 2/15/25	RBI	6 (3x) last vs. Vanderbilt, 2/15/25
	Stolen Bases	2 vs. Minnesota, 4/29/23

2025 GAME-BY-GAME STATISTICS

Date	Opponent	H-AB	R	RBI	2B	3B	HR	SB	BB	SO
2/14	vs. UC Irvine	0-3	0	1	0	0	0	0	0	0
2/15	vs. Vanderbilt	3-4	1	6	2	0	1	0	0	0
2/16	vs. San Diego State	1-5	1	2	0	0	0	0	0	3
2/17	at Grand Canyon	0-4	0	0	0	0	0	0	0	2
2/21	at Louisiana	0-5	0	0	0	0	0	0	0	2
2/22	at Louisiana	1-4	0	0	0	0	0	0	0	1
2/22	at Louisiana	0-2	0	0	0	0	0	0	0	1
2/28	vs. Sam Houston	1-4	1	0	0	0	0	0	0	1
3/1	vs. LSU	0-3	1	0	0	0	0	0	1	1
3/2	vs. Kansas State	0-3	0	0	0	0	0	0	0	1



LEFT-HANDED PITCHER  
**AIDEN WHITE 46**

B/T HT. WT. CLASS  
**L/L 6-2 210 FR.**

SEASON HIGH	CATEGORY	CAREER HIGH
	Innings	
	Runs	
	Earned Runs	
	Walks	
	Strikeouts	

2025 GAME-BY-GAME STATISTICS

Date	Opponent	GS	IP	H	R	ER	BB	SO	W-L	SV	ERA
------	----------	----	----	---	---	----	----	----	-----	----	-----



LEFT-HANDED PITCHER  
**COLIN NOWACZYK 47**

B/T HT. WT. CLASS  
**L/L 6-1 190 FR.**

SEASON HIGH	CATEGORY	CAREER HIGH
1.2 vs. UC Irvine, 2/14/25	Innings	Same
	Runs	
	Earned Runs	
	Walks	
1 (2x) last at Louisiana, 2/22/25	Strikeouts	Same

**2025 GAME-BY-GAME STATISTICS**

Date	Opponent	GS	IP	H	R	ER	BB	SO	W-L	SV	ERA
2/14	vs. UC Irvine		1.2	2	0	0	0	1	0-0	0	0.00
2/22	at Louisiana		0.1	0	0	0	1	1	0-0	0	0.00



RIGHT-HANDED PITCHER  
**MASON MCCONNAUGHEY 51**

B/T HT. WT. CLASS  
**R/R 6-3 220 JR.**

SEASON HIGH	CATEGORY	CAREER HIGH
6.0 at Louisiana, 2/21/25	Innings	7.1 vs. Indiana, 5/11/24
6 vs. UC Irvine, 2/14/25	Runs	Same
6 vs. UC Irvine, 2/14/25	Earned Runs	Same
3 (2x) last vs. Sam Houston, 2/28/25	Walks	3 (6x) last vs. Sam Houston, 2/28/25
9 vs. UC Irvine, 2/14/25	Strikeouts	11 vs. Ohio State, 5/24/24

**2025 GAME-BY-GAME STATISTICS**

Date	Opponent	GS	IP	H	R	ER	BB	SO	W-L	SV	ERA
2/14	vs. UC Irvine	*	3.2	5	6	6	3	9	0-1	0	14.73
2/21	at Louisiana	*	6.0	4	1	1	0	6	1-1	0	6.52
2/28	vs. Sam Houston	*	3.2	2	2	2	3	4	1-1	0	6.08



RIGHT-HANDED PITCHER  
**GAVIN BLACHOWICZ 50**

B/T HT. WT. CLASS  
**L/R 6-3 205 FR.**

SEASON HIGH	CATEGORY	CAREER HIGH
1.1 vs. LSU, 3/1/25	Innings	Same
1 vs. LSU, 3/1/25	Runs	Same
1 vs. LSU, 3/1/25	Earned Runs	Same
2 vs. LSU, 3/1/25	Walks	Same
1 vs. LSU, 3/1/25	Strikeouts	Same

**2025 GAME-BY-GAME STATISTICS**

Date	Opponent	GS	IP	H	R	ER	BB	SO	W-L	SV	ERA
2/22	at Louisiana		1.0	1	0	0	0	0	0-0	0	0.00
3/1	vs. LSU		1.1	0	1	1	2	1	0-0	0	3.86



INFIELDER  
**TYLER STONE 55**

B/T HT. WT. CLASS  
**R/R 6-3 240 SR.**

SEASON HIGH	CATEGORY	CAREER HIGH
	Hits	3 (4x) last vs. Kansas, 4/23/24
	Runs	3 vs. South Alabama, 3/10/24
	Doubles	1 (12x) last vs. Niagara, 6/1/24
	Triples	
	Home Runs	1 (9x) last vs. Indiana, 5/11/24
	RBI	3 (2x) last vs. Iowa, 4/26/24
	Stolen Bases	

**2025 GAME-BY-GAME STATISTICS**

Date	Opponent	H-AB	R	RBI	2B	3B	HR	SB	BB	SO
2/14	vs. UC Irvine	0-1	0	0	0	0	0	0	0	1
2/16	vs. San Diego State	0-1	0	0	0	0	0	0	0	1
2/22	at Louisiana	0-3	0	0	0	0	0	0	0	1
3/1	vs. LSU	0-1	0	0	0	0	0	0	0	0

## #6 PRYCE BENDER

Date	Opponent	S/R	W/L/S	IP	H	HR	R-ER	BB-K
2/14/25	vs. UC Irvine	R	-	2.0	0	0	0-0	0-1
2/21/25	at Louisiana	R	-	1.0	0	0	0-0	0-2
3/1/25	vs. LSU	R	-	0.1	2	0	0-0	0-0

## #20 TY HORN

Date	Opponent	S/R	W/L/S	IP	H	HR	R-ER	BB-K
2/17/24	vs. Texas Tech	R	-	1.2	1	0	0-0	0-2
2/23/24	at Grand Canyon	R	S	3.0	2	0	1-0	1-2
3/2/24	at Charleston	R	W	2.0	3	0	2-1	2-1
3/10/24	South Alabama	S	-	3.0	3	1	6-2	1-4
3/17/24	Nicholls	S	-	2.0	2	0	3-3	3-0
4/2/24	at Creighton	R	-	1.1	3	0	1-1	0-0
4/9/24	at Kansas	S	-	1.2	4	1	5-5	1-2
4/13/24	at Rutgers	R	-	1.0	2	0	1-1	0-1
4/16/24	Creighton	R	-	1.0	0	0	0-0	0-0
4/20/24	Maryland	R	-	1.0	2	0	0-0	0-0
4/30/24	at Creighton	S	L	0.2	6	1	6-1	0-1
5/21/24	vs. Ohio State	R	-	2.0	0	0	0-0	0-4
6/2/24	vs. Florida	R	-	1.0	0	0	0-0	0-2

2/15/25	vs. Vanderbilt	S	-	4.0	4	1	3-3	2-6
2/22/25	at Louisiana	S	L	6.0	4	2	2-2	2-5
3/1/25	vs. LSU	S	-	4.2	8	0	4-4	1-3

## #23 BLAKE ENCARNACION

Date	Opponent	S/R	W/L/S	IP	H	HR	R-ER	BB-K
3/1/25	vs. LSU	R	-	0.2	0	0	0-0	1-0

## #24 CALEB CLARK

Date	Opponent	S/R	W/L/S	IP	H	HR	R-ER	BB-K
2/19/23	at San Diego	S	-	4.1	3	1	5-5	2-1
2/26/23	at South Alabama	S	-	3.0	7	1	3-3	2-1
3/4/23	vs. Hawaii	S	L	0.2	5	0	8-8	1-1
3/8/23	Northern Colorado	R	W	2.1	1	0	0-0	0-4
3/14/23	Omaha	R	-	0.0	2	0	4-4	2-0
4/4/23	at Kansas State	S	-	2.0	3	0	1-1	2-2
4/11/23	Omaha	S	-	2.0	5	1	4-3	1-1
4/16/23	Northwestern	R	-	1.0	2	1	1-1	1-0
5/7/23	at Maryland	R	-	1.2	2	0	0-0	0-4

2/18/24	vs. Oklahoma	S	-	2.2	3	0	1-1	3-3
2/25/24	at Grand Canyon	S	-	4.0	6	0	4-4	1-2
3/3/24	at Charleston	R	-	0.2	0	0	0-0	0-1
3/8/24	vs. South Alabama	R	-	1.0	1	0	0-0	1-2
3/13/24	at Wichita State	R	-	0.2	3	1	5-5	2-0
4/2/24	at Creighton	R	-	0.0	0	0	2-1	0-0
4/13/24	at Rutgers	R	-	1.0	1	0	0-0	0-3
4/16/24	Creighton	S	-	2.0	0	0	0-0	1-4
4/20/24	Maryland	R	-	3.1	3	1	4-4	2-2
4/23/24	Kansas	R	-	1.0	1	1	1-1	0-2
4/26/24	Iowa	R	-	1.2	1	0	0-0	1-1
4/30/24	at Creighton	R	-	3.0	2	0	0-0	0-3
5/4/24	at Minnesota	R	-	2.2	2	1	2-2	2-2
5/8/24	South Dakota State	R	-	1.1	1	0	1-1	1-4
5/11/24	Indiana	R	W	2.2	1	0	0-0	1-2
5/16/24	at Michigan State	R	S	2.1	1	0	0-0	1-1
5/21/24	vs. Ohio State	R	-	0.2	6	0	8-8	2-0
2/17/25	at Grand Canyon	R	-	0.1	0	0	0-0	0-1
2/22/25	at Louisiana	R	-	0.1	1	0	1-0	0-0
3/1/25	vs. LSU	R	-	0.1	2	0	0-0	0-0

## #25 DREW CHRISTO

Date	Opponent	S/R	W/L/S	IP	H	HR	R-ER	BB-K
2/19/22	at Sam Houston	R	-	0.0	1	1	2-2	0-0
3/16/22	New Mexico State	S	-	0.2	1	0	0-0	3-0
3/20/22	Texas A&M-CC	R	-	1.0	2	1	2-0	0-2
4/6/22	at Omaha	S	L	2.0	4	0	3-3	1-1
4/10/22	Rutgers	R	-	1.2	2	1	5-0	1-2

2/20/23	at San Diego	R	-	1.0	0	0	3-1	2-1
3/4/23	vs. Hawaii	R	-	1.0	1	0	0-0	0-2
3/8/23	Northern Colorado	R	-	1.2	3	0	2-2	2-1
3/14/23	Omaha	R	-	1.0	0	0	0-0	0-1
4/11/23	Omaha	R	-	1.0	0	0	0-0	0-0
4/15/23	Northwestern	R	-	1.0	0	0	0-0	1-1
4/21/23	at Iowa	R	-	1.1	0	0	0-0	1-1
4/25/23	at Omaha	R	W	4.0	4	0	1-1	0-8
5/3/23	North Dakota State	R	-	2.0	1	0	1-0	1-3
5/7/23	at Maryland	R	L	0.2	1	1	2-2	1-0
5/19/23	at Purdue	R	-	2.0	1	0	0-0	0-0
2/18/24	vs. Oklahoma	R	-	2.0	2	0	2-2	2-2
2/22/24	at Grand Canyon	S	W	6.0	7	0	1-1	1-4
2/29/24	at Charleston	S	-	6.2	4	0	3-2	1-2
3/8/24	South Alabama	S	L	4.1	7	3	7-7	0-4
3/15/24	Nicholls	S	-	5.0	4	0	2-1	0-4
3/23/24	New Mexico State	S	-	4.1	3	0	0-0	3-4
3/30/24	at Northwestern	S	-	4.2	2	0	2-2	3-3
4/7/24	Ohio State	S	L	2.1	2	1	4-4	0-4
4/14/24	at Rutgers	S	-	2.0	2	0	1-1	3-1
4/23/24	Kansas	S	L	2.0	4	1	4-4	2-5
4/30/24	at Creighton	R	-	1.0	1	0	0-0	1-2
5/5/24	at Minnesota	R	-	2.0	0	0	2-2	1-4
5/12/24	Indiana	R	W	4.0	2	0	0-0	0-2
5/18/24	at Michigan State	R	-	2.0	2	0	2-2	0-0
5/22/24	vs. Purdue	R	S	3.0	0	0	0-0	0-4
5/25/24	vs. Indiana	S	W	5.0	5	0	1-1	1-5
5/31/24	vs. Florida	R	-	4.0	4	1	2-2	2-4

2/14/25	vs. UC Irvine	R	-	0.2	2	0	4-4	2-1
2/17/25	at Grand Canyon	R	L	1.1	3	0	2-2	0-1
2/22/25	at Louisiana	R	-	1.2	2	0	3-1	0-1
3/2/25	vs. Kansas State	R	-	2.0	2	0	3-3	2-2

## #26 TJ COATS

Date	Opponent	S/R	W/L/S	IP	H	HR	R-ER	BB-K
2/22/25	at Louisiana	R	-	1.0	0	0	0-0	0-1
3/2/25	vs. Kansas State	R	-	1.1	2	2	3-2	3-2

## #28 LUKE BRODERICK

Date	Opponent	S/R	W/L/S	IP	H	HR	R-ER	BB-K
2/15/25	vs. Vanderbilt	R	S	1.0	0	0	0-0	0-1
2/17/25	at Grand Canyon	R	-	0.1	1	0	0-0	0-1
3/2/25	vs. Kansas State	R	-	1.2	2	1	1-1	1-1

## #30 WILL WALSH

Date	Opponent	S/R	W/L/S	IP	H	HR	R-ER	BB-K
4/10/22	Rutgers	R	-	0.2	3	0	1-1	0-1

2/20/23	at San Diego	R	-	0.1	1	1	1-0	0-0
3/8/23	Northern Colorado	R	-	1.0	1	1	1-1	0-2
3/21/23	at Creighton	R	L	6.0	2	0	3-3	0-4
3/28/23	North Dakota State	S	W	7.0	2	0	1-1	2-11
4/4/23	at Kansas State	R	-	1.1	2	0	0-0	0-0
4/9/23	at Michigan	S	-	3.0	7	1	3-3	1-2
4/16/23	Northwestern	S	W	5.0	2	0	0-0	1-5
4/18/23	Creighton	R	-	1.1	0	0	0-0	0-3
4/23/23	at Iowa	S	L	1.1	3	0	3-3	3-0
4/30/23	Minnesota	S	W	6.0	7	1	3-3	1-5
5/7/23	at Maryland	S	-	2.1	4	0	3-3	0-1
5/14/23	Penn State	S	-	4.0	5	1	3-2	0-2
5/19/23	at Purdue	R	-	1.2	5	1	5-5	0-1
5/24/23	vs. Rutgers	R	W	1.2	1	0	0-0	0-1
5/27/23	vs. Michigan State	S	W	9.0	4	0	0-0	0-7

2/17/24	vs. Texas Tech	S	-	5.2	7	0	3-3	0-4
2/24/24	at Grand Canyon	S	-	3.0	6	2	4-2	0-2
3/3/24	at Charleston	S	-	3.1	5	1	3-3	1-2
3/12/24	at Wichita State	S	W	6.0	6	1	3-3	1-2
3/20/24	North Dakota State	S	W	6.0	4	0	0-0	0-9
3/30/24	at Northwestern	R	W	3.1	5	0	3-2	0-2
4/2/24	at Creighton	S	L	2.0	4	1	2-2	1-3
4/7/24	Ohio State	R	-	4.1	3	0	1-1	2-5

4/14/24	at Rutgers	R	L	2.2	5	1	3-3	1-0
4/21/24	Maryland	S	W	5.1	6	1	4-3	0-7
4/28/24	Iowa	S	L	4.2	5	2	3-3	2-1
5/5/24	at Minnesota	S	L	2.1	4	1	3-3	0-0
5/18/24	at Michigan State	R	-	1.0	3	0	2-2	1-1
5/25/24	vs. Indiana	S	-	9.0	6	0	2-2	1-5
2/16/25	vs. San Diego State	S	W	7.0	5	0	0-0	1-6
2/22/25	at Louisiana	S	L	2.0	4	0	5-4	0-2
2/28/25	vs. Sam Houston	R	W	4.0	0	0	0-0	0-6

### #32 TUCKER TIMMERMAN

Date	Opponent	S/R	W/L/S	IP	H	HR	R-ER	BB-K
2/16/24	vs. Baylor	R	W	1.2	2	0	0-0	0-0
2/18/24	vs. Oklahoma	R	-	0.1	0	0	0-0	0-1
2/22/24	at Grand Canyon	R	-	1.1	0	0	0-0	1-1
2/25/24	at Grand Canyon	R	-	0.0	2	1	4-4	1-0
2/29/24	at Charleston	R	S	0.1	0	0	0-0	0-0
3/3/24	at Charleston	R	W	1.2	1	0	0-0	0-3
3/10/24	South Alabama	R	-	2.1	2	0	0-0	1-4
3/15/24	Nicholls	R	-	1.1	2	0	3-3	3-1
3/19/24	Omaha	R	-	1.2	4	0	4-4	1-2
3/22/24	New Mexico State	R	-	0.2	1	0	0-0	0-0
4/2/24	at Creighton	R	-	2.2	3	0	0-0	1-2
4/7/24	Ohio State	R	-	0.1	1	1	2-2	1-0
4/16/24	Creighton	R	-	1.0	1	0	0-0	2-1
4/23/24	Kansas	R	-	0.1	2	1	2-2	1-1
5/21/24	vs. Ohio State	R	-	1.0	0	0	0-0	2-2
2/15/25	vs. Vanderbilt	R	-	2.1	2	0	1-1	0-2

### #33 JACKSON BROCKETT

Date	Opponent	S/R	W/L/S	IP	H	HR	R-ER	BB-K
2/20/22	at Sam Houston	R	-	1.0	0	0	0-0	1-1
2/26/22	vs. TCU	R	-	0.1	0	0	2-2	2-0
3/16/22	New Mexico State	R	-	1.1	3	0	2-2	1-3
3/20/22	Texas A&M-CC	R	-	1.0	2	0	2-2	0-2
3/28/22	at Creighton	R	-	1.2	1	0	1-0	2-3
4/6/22	at Omaha	R	-	2.1	1	0	1-1	1-2
4/10/22	Rutgers	R	-	4.1	4	1	1-1	0-4
4/16/22	BYU	S	-	5.1	4	1	2-2	1-2
4/26/22	K-State	S	-	3.1	2	0	4-4	3-3
5/8/22	at Minnesota	S	-	5.1	4	0	1-1	1-7
5/15/22	at Illinois	S	-	2.0	1	0	0-0	2-0
5/19/22	Michigan State	S	L	3.0	4	1	3-3	1-2
2/20/23	at San Diego	S	-	2.0	1	0	1-1	1-2
2/25/23	at South Alabama	R	-	2.2	1	0	0-0	0-1
3/7/23	Northern Colorado	S	W	4.0	2	0	0-0	0-5
3/17/23	vs. Nicholls	R	-	2.0	0	0	0-0	0-1
3/21/23	at Creighton	S	-	1.0	3	0	3-3	3-2
3/26/23	Illinois	R	-	3.2	3	0	2-2	1-4
4/1/23	at Abilene Christian	R	-	1.2	1	0	0-0	1-2
4/8/23	at Michigan	R	-	5.0	3	0	2-2	2-4
4/15/23	Northwestern	S	W	6.0	3	0	0-0	3-4
4/22/23	at Iowa	R	-	1.2	1	0	0-0	4-2
4/26/23	South Dakota State	S	L	2.0	4	1	4-4	1-2
5/3/23	North Dakota State	R	-	1.0	1	0	0-0	0-1
5/7/23	at Maryland	R	-	1.1	3	0	5-5	3-1
5/12/23	Penn State	R	-	2.0	1	0	1-1	0-1
5/20/23	at Purdue	S	-	2.2	4	0	3-0	3-2
5/27/23	vs. Maryland	S	L	2.0	5	0	3-3	2-1
2/17/24	vs. Texas Tech	R	-	0.1	0	0	0-0	0-0
2/22/24	at Grand Canyon	R	-	1.2	1	0	1-1	1-0
2/29/24	at Charleston	R	-	0.1	1	0	1-0	0-0
3/12/24	at Wichita State	R	-	0.0	3	0	1-1	0-0
3/17/24	Nicholls	R	W	2.0	2	0	0-0	1-2
4/9/24	at Kansas	R	-	1.0	3	0	2-2	0-1
4/30/24	Kansas State	S	W	9.0	0	0	0-0	2-12
5/8/24	South Dakota State	S	-	3.0	2	0	1-1	0-2
5/12/24	Indiana	S	-	5.0	4	2	2-2	2-3
5/26/24	vs. Penn State	S	W	8.0	4	0	1-1	1-5
6/2/24	vs. Florida	S	L	1.1	6	1	7-6	1-0

2/17/25	at Grand Canyon	S	-	6.0	6	1	1-1	0-3
2/22/25	at Louisiana	R	-	1.0	4	0	2-2	1-1
3/2/25	vs. Kansas State	S	L	2.0	3	0	2-2	2-4

### #35 RYAN HARRAHILL

Date	Opponent	S/R	W/L/S	IP	H	HR	R-ER	BB-K
3/13/24	at Wichita State	R	L	1.0	4	0	4-3	1-2
2/14/25	vs. UC Irvine	R	-	0.1	0	0	0-0	0-0
2/22/25	at Louisiana	R	-	1.0	0	0	0-0	0-0

### #36 GRANT CLEAVINGER

Date	Opponent	S/R	W/L/S	IP	H	HR	R-ER	BB-K
2/21/23	at Cal State Fullerton	R	-	0.0	1	0	1-1	0-0
3/1/23	New Orleans	R	-	1.1	3	1	3-3	2-1
3/3/23	at UCLA	R	-	1.0	1	0	1-1	1-1
3/6/23	Campbell	R	-	1.2	2	1	3-3	2-2
3/29/23	New Orleans	R	-	1.2	1	1	1-1	1-2
4/4/23	at Louisiana	R	-	1.0	0	0	0-0	0-2
4/7/23	at USF	R	-	2.0	2	0	3-3	2-4
4/11/23	LSU	R	-	1.0	2	0	0-0	0-1
4/16/23	Wichita State	R	L	1.1	3	0	1-1	0-1
4/18/23	at New Orleans	R	-	1.2	1	0	0-0	2-4
4/22/23	at Cincinnati	R	W	1.2	0	0	0-0	2-5
4/25/23	Southern Miss	S	-	1.0	0	0	0-0	0-0
4/28/23	at ECU	R	-	0.2	2	0	2-2	2-2
5/2/23	at Southern Miss	R	-	0.2	1	0	2-2	2-1
5/6/23	UCF	R	-	1.0	0	0	0-0	0-2
5/7/23	UCF	R	-	0.0	1	0	1-1	1-0
5/14/23	Houston	R	-	0.1	1	0	4-3	1-1
5/19/23	at Memphis	R	-	1.1	1	0	0-0	1-2
5/28/23	vs. ECU	S	-	1.0	1	0	4-2	4-1
6/2/23	at LSU	R	-	0.0	0	0	0-0	1-0
2/25/24	at Grand Canyon	R	-	0.1	0	0	0-0	0-0
3/13/24	at Wichita State	R	-	1.0	0	0	0-0	0-1
3/22/24	New Mexico State	R	-	0.1	0	0	2-2	3-0
4/20/24	Maryland	R	-	1.1	0	0	0-0	0-2
4/23/24	Kansas	R	-	0.2	0	0	0-0	0-2
4/28/24	Iowa	R	-	0.1	0	0	0-0	0-1
4/30/24	at Creighton	R	-	0.2	0	0	0-0	0-1
5/5/24	at Minnesota	R	-	0.1	0	0	0-0	0-0
5/8/24	South Dakota State	R	-	0.0	1	1	1-1	0-0
5/18/24	at Michigan State	R	-	0.1	0	0	0-0	0-1
2/14/25	vs. UC Irvine	R	-	0.2	2	0	0-0	2-1
2/22/25	at Louisiana	R	-	1.0	2	0	0-0	0-2
3/1/25	vs. LSU	R	-	0.2	2	0	3-3	1-1

### #39 CARSON JASA

Date	Opponent	S/R	W/L/S	IP	H	HR	R-ER	BB-K
2/16/25	vs. San Diego State	R	-	2.0	2	0	0-0	1-2
2/22/25	at Louisiana	R	-	0.2	0	0	1-0	1-1
3/1/25	vs. LSU	R	L	1.0	3	0	3-3	1-2

### #42 JALEN WORTHLEY

Date	Opponent	S/R	W/L/S	IP	H	HR	R-ER	BB-K
2/19/23	at San Diego	R	-	1.2	0	0	0-0	0-2
2/24/23	at South Alabama	R	-	0.1	0	0	0-0	0-0
3/5/23	vs. Ole Miss	R	-	1.0	2	0	3-3	2-0
3/11/23	Illinois State	R	-	1.0	1	0	0-0	1-3
3/19/23	vs. Nicholls	R	-	2.0	3	0	1-1	0-0
4/15/23	Northwestern	R	-	1.1	0	0	0-0	0-1
4/25/23	at Omaha	R	-	0.0	1	0	0-0	0-0
4/26/23	South Dakota State	R	-	1.1	3	0	1-1	0-2
4/30/23	Minnesota	R	-	1.0	1	0	1-1	1-0
5/7/23	at Maryland	R	-	0.1	3	1	3-3	3-0
2/17/24	vs. Texas Tech	R	-	0.0	2	0	1-1	2-0
2/25/24	at Grand Canyon	R	W	3.0	3	0	0-0	0-0
3/8/24	South Alabama	R	-	1.1	1	0	1-1	0-0
3/13/24	at Wichita State	R	-	1.0	1	0	0-0	0-2
3/16/24	Nicholls	R	S	3.0	1	0	0-0	0-1



3/20/24	North Dakota State	R	-	0.1	0	0	0-0	0-1
3/23/24	New Mexico State	R	W	1.0	1	0	0-0	0-0
3/31/24	at Northwestern	R	-	1.2	1	0	1-1	0-0
4/2/24	at Creighton	R	-	0.2	0	0	0-0	0-1
4/6/24	Ohio State	R	S	2.2	1	0	1-1	0-4
4/12/24	at Rutgers	R	-	1.0	2	0	1-1	0-2
4/14/24	at Rutgers	R	-	2.2	3	1	2-2	1-0
4/19/24	Maryland	R	S	2.0	0	0	0-0	0-3
4/23/24	Kansas	R	-	1.0	0	0	0-0	1-0
4/26/24	Iowa	R	S	2.0	1	0	0-0	0-3
4/30/24	at Creighton	R	-	1.0	2	1	2-2	0-1
5/3/24	at Minnesota	R	W	2.0	4	1	2-2	0-4
5/8/24	South Dakota State	R	-	1.1	0	0	0-0	0-2
5/10/24	Indiana	R	-	0.2	2	1	1-1	1-0
5/17/24	at Michigan State	R	-	1.1	0	0	0-0	1-1
5/24/24	vs. Ohio State	R	-	2.1	2	0	2-2	2-3
6/1/24	vs. Niagara	R	S	3.0	2	0	0-0	0-2
2/15/25	vs. Vanderbilt	R	W	1.2	1	0	0-0	3-1
2/21/25	at Louisiana	R	-	2.0	1	0	0-0	1-1
2/28/25	vs. Sam Houston	R	-	1.1	2	0	1-1	0-1
3/2/25	vs. Kansas State	R	-	0.1	0	0	0-0	0-0

## #45 CASEY DAISS

Date	Opponent	S/R	W/L/S	IP	H	HR	R-ER	BB-K
2/16/24	vs. Baylor	R	S	1.0	1	0	0-0	0-1
2/18/24	vs. Oklahoma	R	L	0.2	3	0	2-2	1-0
3/2/24	at Charleston	R	S	1.0	1	0	0-0	0-1
3/12/24	at Wichita State	R	S	1.1	1	0	0-0	0-1
3/15/24	Nicholls	R	S	1.0	0	0	0-0	0-0
3/19/24	Omaha	R	-	1.0	0	0	0-0	0-0
3/23/24	New Mexico State	R	-	1.0	0	0	0-0	1-2
3/20/24	at Northwestern	R	-	1.0	0	0	0-0	0-0
4/2/24	at Creighton	R	-	0.1	0	0	0-0	1-0
4/9/24	at Kansas	R	-	2.0	1	0	1-0	0-2
4/12/24	at Rutgers	R	-	1.2	2	0	0-0	1-0
4/16/24	Creighton	R	-	2.0	2	1	1-1	0-1
4/23/24	Kansas	R	-	1.0	1	0	0-0	1-1
4/28/24	Iowa	R	-	1.0	1	0	1-1	1-1
4/30/24	at Creighton	R	-	0.2	0	0	0-0	0-2
5/3/24	at Minnesota	R	S	2.0	1	0	0-0	0-1
5/8/24	South Dakota State	R	L	0.2	4	0	4-4	0-1
5/10/24	Indiana	R	-	0.1	1	0	0-0	0-1
5/17/24	at Michigan State	R	-	1.0	1	0	0-0	1-1
5/25/24	vs. Indiana	R	-	1.0	2	0	2-2	1-1
6/2/24	vs. Florida	R	-	1.2	4	0	4-3	1-1
3/2/25	vs. Kansas State	R	-	1.2	1	0	0-0	0-1

## #47 COLIN NOWACZYK

Date	Opponent	S/R	W/L/S	IP	H	HR	R-ER	BB-K
2/14/25	vs. UC Irvine	R	-	1.2	2	0	0-0	0-1
2/22/25	at Louisiana	R	-	0.1	0	0	0-0	1-1

## #50 GAVIN BLACHOWICZ

Date	Opponent	S/R	W/L/S	IP	H	HR	R-ER	BB-K
2/22/25	at Louisiana	R	-	1.0	1	0	0-0	0-0
3/1/25	vs. LSU	R	-	1.1	0	0	1-1	2-1

## #51 MASON MCCONNAUGHEY

Date	Opponent	S/R	W/L/S	IP	H	HR	R-ER	BB-K
2/17/24	vs. Texas Tech	R	L	1.0	1	0	2-2	1-2
2/24/24	at Grand Canyon	R	L	3.0	4	0	2-1	0-2
3/3/24	at Charleston	R	-	2.2	1	0	0-0	2-2
3/10/24	South Alabama	R	W	3.0	2	0	0-0	1-7
3/13/24	at Wichita State	R	-	1.0	0	0	0-0	0-1
3/15/24	Nicholls	R	-	0.2	1	0	0-0	1-2
3/19/24	Omaha	S	W	5.0	2	0	0-0	2-9
3/31/24	at Northwestern	S	-	5.2	5	2	4-4	0-6
4/6/24	Ohio State	S	W	6.1	5	1	2-2	3-5
4/13/24	at Rutgers	S	W	7.0	6	0	0-0	0-9
4/20/24	Maryland	S	L	1.2	5	1	5-5	1-1
4/27/24	Iowa	S	W	5.1	6	1	2-2	2-4

5/4/24	at Minnesota	S	W	5.2	7	0	1-1	3-5
5/11/24	Indiana	S	-	7.1	5	1	2-2	3-10
5/17/24	at Michigan State	S	W	5.2	5	0	3-2	1-5
5/24/24	vs. Ohio State	S	W	6.0	5	0	3-2	3-11
6/1/24	vs. Niagara	S	W	6.0	5	2	5-5	1-10
2/14/25	vs. UC Irvine	S	L	3.2	5	0	6-6	3-9
2/21/25	at Louisiana	S	W	6.0	5	1	1-1	0-6
2/28/25	vs. Sam Houston	S	-	3.2	2	0	2-2	3-4

### Bender, Pryce

Year	avg	gp-gs	ab	r	h	2b	3b	hr	rbi	tb	slg%	bb	hbp	so	gdp	ob%	sf	sh	sb-att	po	a	e	fld%
Year	era	w-l	app	gs	cq	sho	sv	ip	h	r	er	bb	so	2b	3b	hr	bf	bavg	wp	hbp	bk	sfa	sha
2025	0.00	0-0	3	0	0	0/0	0	3.1	2	0	0	0	3	1	0	0	13	.167	0	1	0	0	0
TOTAL	0.00	0-0	3	0	0	0/0	0	3.1	2	0	0	0	3	1	0	0	13	.167	0	1	0	0	0

### Blachowicz, Gavin

Year	avg	gp-gs	ab	r	h	2b	3b	hr	rbi	tb	slg%	bb	hbp	so	gdp	ob%	sf	sh	sb-att	po	a	e	fld%
2025	.000	0-0	0	0	0	0	0	0	0	0	.000	0	0	0	0	.000	0	0	0-0	0	1	0	1.000
TOTAL	.000	0-0	0	0	0	0	0	0	0	0	.000	0	0	0	0	.000	0	0	0-0	0	1	0	1.000
Year	era	w-l	app	gs	cq	sho	sv	ip	h	r	er	bb	so	2b	3b	hr	bf	bavg	wp	hbp	bk	sfa	sha
2025	3.86	0-0	2	0	0	0/0	0	2.1	1	1	1	2	1	0	0	0	9	.143	0	0	0	0	0
TOTAL	3.86	0-0	2	0	0	0/0	0	2.1	1	1	1	2	1	0	0	0	9	.143	0	0	0	0	0

### Bolin, Robby

Year	avg	gp-gs	ab	r	h	2b	3b	hr	rbi	tb	slg%	bb	hbp	so	gdp	ob%	sf	sh	sb-att	po	a	e	fld%
2025	.222	6-2	9	2	2	1	0	0	1	3	.333	1	0	6	0	.300	0	0	0-0	4	0	0	1.000
TOTAL	.222	6-2	9	2	2	1	0	0	1	3	.333	1	0	6	0	.300	0	0	0-0	4	0	0	1.000

### Brockett, Jackson

Year	avg	gp-gs	ab	r	h	2b	3b	hr	rbi	tb	slg%	bb	hbp	so	gdp	ob%	sf	sh	sb-att	po	a	e	fld%
2022	.000	0-0	0	0	0	0	0	0	0	0	.000	0	0	0	0	.000	0	0	0-0	2	5	0	1.000
2023	.000	0-0	0	0	0	0	0	0	0	0	.000	0	0	0	0	.000	0	0	0-0	1	4	0	1.000
2024	.000	0-0	0	0	0	0	0	0	0	0	.000	0	0	0	0	.000	0	0	0-0	3	4	2	.778
2025	.000	0-0	0	0	0	0	0	0	0	0	.000	0	0	0	0	.000	0	0	0-0	1	1	0	1.000
TOTAL	.000	0-0	0	0	0	0	0	0	0	0	.000	0	0	0	0	.000	0	0	0-0	7	14	2	.913
Year	era	w-l	app	gs	cq	sho	sv	ip	h	r	er	bb	so	2b	3b	hr	bf	bavg	wp	hbp	bk	sfa	sha
2022	5.23	0-1	12	5	0	0/0	0	31.0	28	19	18	15	29	5	2	3	138	.237	5	4	0	1	0
2023	4.65	2-2	16	7	0	0/0	0	40.2	36	24	21	24	35	9	2	1	183	.234	5	2	0	1	2
2024	4.91	3-3	13	7	1	1/0	0	36.2	38	23	20	8	29	9	0	4	158	.264	4	4	0	1	1
2025	5.00	0-1	3	2	0	0/0	0	9.0	13	5	5	3	8	3	0	1	41	.342	2	0	0	0	0
TOTAL	4.91	5-7	44	21	1	1/0	0	117.1	115	71	64	50	101	26	4	9	520	.253	16	10	0	3	3

### Broderick, Luke

Year	avg	gp-gs	ab	r	h	2b	3b	hr	rbi	tb	slg%	bb	hbp	so	gdp	ob%	sf	sh	sb-att	po	a	e	fld%
Year	era	w-l	app	gs	cq	sho	sv	ip	h	r	er	bb	so	2b	3b	hr	bf	bavg	wp	hbp	bk	sfa	sha
2025	3.00	0-0	3	0	0	0/0	1	3.0	3	1	1	1	3	1	0	1	11	.300	1	0	0	0	0
TOTAL	3.00	0-0	3	0	0	0/0	1	3.0	3	1	1	1	3	1	0	1	11	.300	1	0	0	0	0

### Brumbaugh, Cayden

Year	avg	gp-gs	ab	r	h	2b	3b	hr	rbi	tb	slg%	bb	hbp	so	gdp	ob%	sf	sh	sb-att	po	a	e	fld%
2022*	.318	13-4	22	1	7	0	1	0	1	9	.409	1	0	7	1	.348	0	0	0-0	3	8	1	.917
2024	.307	40-36	137	33	42	11	3	0	19	59	.431	22	0	36	2	.395	3	4	13-16	40	43	2	.976
2025	.295	10-10	44	9	13	2	1	1	7	20	.455	3	1	9	0	.354	0	0	3-3	18	26	0	1.000
TOTAL	.304	50-46	181	42	55	13	4	1	26	79	.436	25	1	45	2	.386	3	4	16-19	58	69	2	.984
All*	.305	63-50	203	43	62	13	5	1	27	88	.433	26	1	52	3	.382	3	4	16-19	61	77	3	.979

\* Statistics from prior team/school

### Buettenback, Max

Year	avg	gp-gs	ab	r	h	2b	3b	hr	rbi	tb	slg%	bb	hbp	so	gdp	ob%	sf	sh	sb-att	po	a	e	fld%
2024	.167	6-1	6	1	1	0	0	1	1	4	.667	1	0	4	0	.286	0	0	0-0	0	0	0	.000
2025	.167	7-6	24	7	4	1	0	1	4	8	.333	4	0	10	0	.276	1	0	0-0	4	0	0	1.000
TOTAL	.167	13-7	30	8	5	1	0	2	5	12	.400	5	0	14	0	.278	1	0	0-0	4	0	0	1.000

Carey, Dylan

Year	avg	gp-gs	ab	r	h	2b	3b	hr	rbi	tb	slg%	bb	hbp	so	gdp	ob%	sf	sh	sb-att	po	a	e	fld%
2023	.275	53-53	207	33	57	9	2	4	30	82	.396	16	8	49	2	.348	2	7	4-5	33	97	5	.963
2024	.255	61-61	235	30	60	18	0	7	31	99	.421	17	8	63	4	.326	1	3	3-6	84	128	9	.959
2025	.256	10-10	39	6	10	3	0	1	8	16	.410	4	0	12	0	.311	2	0	3-3	12	29	1	.976
TOTAL	.264	124-124	481	69	127	30	2	12	69	197	.410	37	16	124	6	.334	5	10	10-14	129	254	15	.962

Christo, Drew

Year	avg	gp-gs	ab	r	h	2b	3b	hr	rbi	tb	slg%	bb	hbp	so	gdp	ob%	sf	sh	sb-att	po	a	e	fld%
2023	.000	0-0	0	0	0	0	0	0	0	0	.000	0	0	0	0	.000	0	0	0-0	0	1	1	.500
2024	.000	0-0	0	0	0	0	0	0	0	0	.000	0	0	0	0	.000	0	0	0-0	2	9	0	1.000
2025	.000	0-0	0	0	0	0	0	0	0	0	.000	0	0	0	0	.000	0	0	0-0	0	1	1	.500
TOTAL	.000	0-0	0	0	0	0	0	0	0	0	.000	0	0	0	0	.000	0	0	0-0	2	11	2	.867

Year	era	w-l	app	gs	cq	sho	sv	ip	h	r	er	bb	so	2b	3b	hr	bf	bavg	wp	hbp	bk	sfa	sha
2022	8.44	0-1	5	2	0	0/0	0	5.1	10	12	5	5	5	3	0	3	35	.370	1	2	0	0	0
2023	3.24	1-1	11	1	0	0/0	0	16.2	11	9	6	8	18	2	0	1	75	.190	4	5	0	2	2
2024	4.62	3-3	17	10	0	0/0	1	60.1	52	33	31	20	54	15	1	6	263	.223	12	8	0	0	2
2025	15.88	0-1	4	0	0	0/0	0	5.2	9	12	10	4	5	1	0	0	33	.360	2	1	0	1	2
TOTAL	5.32	4-6	37	13	0	0/0	1	88.0	82	66	52	37	82	21	1	10	406	.239	19	16	0	3	6

Clark, Caleb

Year	avg	gp-gs	ab	r	h	2b	3b	hr	rbi	tb	slg%	bb	hbp	so	gdp	ob%	sf	sh	sb-att	po	a	e	fld%
2023	.000	0-0	0	0	0	0	0	0	0	0	.000	0	0	0	0	.000	0	0	0-0	2	4	0	1.000
2024	.000	0-0	0	0	0	0	0	0	0	0	.000	0	0	0	0	.000	0	0	0-0	2	6	2	.800
TOTAL	.000	0-0	0	0	0	0	0	0	0	0	.000	0	0	0	0	.000	0	0	0-0	4	10	2	.875

Year	era	w-l	app	gs	cq	sho	sv	ip	h	r	er	bb	so	2b	3b	hr	bf	bavg	wp	hbp	bk	sfa	sha
2023	13.24	1-1	9	5	0	0/0	0	17.0	30	26	25	11	14	2	3	4	98	.380	1	7	0	1	0
2024	7.92	1-0	17	3	0	0/0	1	30.2	32	28	27	18	32	8	2	4	146	.264	4	5	1	0	2
2025	0.00	0-0	3	0	0	0/0	0	1.0	3	1	0	0	1	1	0	0	5	.750	1	0	0	0	1
TOTAL	9.62	2-1	29	8	0	0/0	1	48.2	65	55	52	29	47	11	5	8	249	.319	6	12	1	1	3

Cleavinger, Grant

Year	avg	gp-gs	ab	r	h	2b	3b	hr	rbi	tb	slg%	bb	hbp	so	gdp	ob%	sf	sh	sb-att	po	a	e	fld%
2024	.000	0-0	0	0	0	0	0	0	0	0	.000	0	0	0	0	.000	0	0	0-0	0	1	0	1.000
2025	.000	0-0	0	0	0	0	0	0	0	0	.000	0	0	0	0	.000	0	0	0-0	0	0	1	.000
TOTAL	.000	0-0	0	0	0	0	0	0	0	0	.000	0	0	0	0	.000	0	0	0-0	0	1	1	.500
All*	.000	0-0	0	0	0	0	0	0	0	0	.000	0	0	0	0	.000	0	0	0-0	0	1	1	.500

Year	era	w-l	app	gs	cq	sho	sv	ip	h	r	er	bb	so	2b	3b	hr	bf	bavg	wp	hbp	bk	sfa	sha
2023*	10.18	1-1	20	2	0	0/0	0	20.1	23	26	23	24	32	4	0	3	115	.99.00	7	5	0	1	0
2024	5.06	0-0	10	0	0	0/0	0	5.1	1	3	3	3	8	0	0	1	21	.063	2	2	0	0	0
2025	11.57	0-0	3	0	0	0/0	0	2.1	6	3	3	3	4	1	1	0	16	.500	0	0	0	1	0
TOTAL	7.04	0-0	13	0	0	0/0	0	7.2	7	6	6	6	12	1	1	1	37	.250	2	2	0	1	0
All*	9.32	1-1	33	2	0	0/0	0	28.0	30	32	29	30	44	5	1	4	152	1.071	9	7	0	2	0

\* Statistics from prior team/school

Coats, TJ

Year	avg	gp-gs	ab	r	h	2b	3b	hr	rbi	tb	slg%	bb	hbp	so	gdp	ob%	sf	sh	sb-att	po	a	e	fld%
2025	7.71	0-0	2	0	0	0/0	0	2.1	2	3	2	3	3	0	0	2	13	.200	0	0	0	0	0
TOTAL	7.71	0-0	2	0	0	0/0	0	2.1	2	3	2	3	3	0	0	2	13	.200	0	0	0	0	0

Cotton, Jaron

Year	avg	gp-gs	ab	r	h	2b	3b	hr	rbi	tb	slg%	bb	hbp	so	gdp	ob%	sf	sh	sb-att	po	a	e	fld%
2025	.000	1-0	1	0	0	0	0	0	0	0	.000	0	0	1	0	.000	0	0	0-0	1	1	0	1.000
TOTAL	.000	1-0	1	0	0	0	0	0	0	0	.000	0	0	1	0	.000	0	0	0-0	1	1	0	1.000

**Cymbalista, Colin**

Year	avg	gp-gs	ab	r	h	2b	3b	hr	rbi	tb	slg%	bb	hbp	so	gdp	ob%	sf	sh	sb-att	po	a	e	fld%
2025	.000	4-0	1	0	0	0	0	0	0	0	.000	0	0	0	0	.000	0	0	0-0	3	0	0	1.000
TOTAL	.000	4-0	1	0	0	0	0	0	0	0	.000	0	0	0	0	.000	0	0	0-0	3	0	0	1.000

**Daiss, Casey**

Year	avg	gp-gs	ab	r	h	2b	3b	hr	rbi	tb	slg%	bb	hbp	so	gdp	ob%	sf	sh	sb-att	po	a	e	fld%
2024	.000	0-0	0	0	0	0	0	0	0	0	.000	0	0	0	0	.000	0	0	0-0	2	3	0	1.000
TOTAL	.000	0-0	0	0	0	0	0	0	0	0	.000	0	0	0	0	.000	0	0	0-0	2	3	0	1.000

Year	era	w-l	app	gs	cq	sho	sv	ip	h	r	er	bb	so	2b	3b	hr	bf	bavg	wp	hbp	bk	sfa	sha
2024	5.01	0-2	21	0	0	0/0	5	23.1	27	15	13	9	18	6	0	1	108	.290	0	4	0	1	1
2025	0.00	0-0	1	0	0	0/0	0	1.2	1	0	0	0	1	0	0	0	5	.200	0	0	0	0	0
TOTAL	4.68	0-2	22	0	0	0/0	5	25.0	28	15	13	9	19	6	0	1	113	.286	0	4	0	1	1

**Encarnacion, Blake**

Year	avg	gp-gs	ab	r	h	2b	3b	hr	rbi	tb	slg%	bb	hbp	so	gdp	ob%	sf	sh	sb-att	po	a	e	fld%
------	-----	-------	----	---	---	----	----	----	-----	----	------	----	-----	----	-----	-----	----	----	--------	----	---	---	------

Year	era	w-l	app	gs	cq	sho	sv	ip	h	r	er	bb	so	2b	3b	hr	bf	bavg	wp	hbp	bk	sfa	sha
2025	0.00	0-0	1	0	0	0/0	0	0.2	0	0	0	1	0	0	0	0	4	.000	0	1	0	0	0
TOTAL	0.00	0-0	1	0	0	0/0	0	0.2	0	0	0	1	0	0	0	0	4	.000	0	1	0	0	0

**Frost, Cael**

Year	avg	gp-gs	ab	r	h	2b	3b	hr	rbi	tb	slg%	bb	hbp	so	gdp	ob%	sf	sh	sb-att	po	a	e	fld%
2024*	.343	49-49	198	53	68	16	0	21	59	147	.742	25	8	44	5	.433	2	0	1-2	87	3	1	.989
2025	.240	8-8	25	4	6	0	0	2	5	12	.480	4	3	10	0	.406	0	0	1-1	11	0	0	1.000
TOTAL	.240	8-8	25	4	6	0	0	2	5	12	.480	4	3	10	0	.406	0	0	1-1	11	0	0	1.000
All*	.332	57-57	223	57	74	16	0	23	64	159	.713	29	11	54	5	.430	2	0	2-3	98	3	1	.990

\* Statistics from prior team/school

**Harrahill, Ryan**

Year	avg	gp-gs	ab	r	h	2b	3b	hr	rbi	tb	slg%	bb	hbp	so	gdp	ob%	sf	sh	sb-att	po	a	e	fld%
------	-----	-------	----	---	---	----	----	----	-----	----	------	----	-----	----	-----	-----	----	----	--------	----	---	---	------

Year	era	w-l	app	gs	cq	sho	sv	ip	h	r	er	bb	so	2b	3b	hr	bf	bavg	wp	hbp	bk	sfa	sha
2024	27.00	0-1	1	1	0	0/0	0	1.0	4	4	3	1	2	0	1	0	9	.500	0	0	0	0	0
2025	0.00	0-0	2	0	0	0/0	0	1.1	0	0	0	0	0	0	0	0	5	.000	0	0	0	0	0
TOTAL	11.57	0-1	3	1	0	0/0	0	2.1	4	4	3	1	2	0	1	0	14	.308	0	0	0	0	0

**Helligso, Hogan**

Year	avg	gp-gs	ab	r	h	2b	3b	hr	rbi	tb	slg%	bb	hbp	so	gdp	ob%	sf	sh	sb-att	po	a	e	fld%
2022*	.283	41-31	99	19	28	6	1	1	11	39	.394	13	4	29	1	.385	1	7	2-2	268	19	4	.986
2023*	.314	42-35	118	24	37	9	1	2	19	54	.458	14	3	30	5	.400	0	5	4-6	236	18	3	.988
2024*	.266	43-36	143	31	38	8	0	2	19	52	.364	15	5	28	1	.354	1	4	4-5	271	34	0	1.000
2025	.136	8-8	22	1	3	0	0	0	3	3	.136	2	0	7	0	.200	1	0	0-0	65	6	0	1.000
TOTAL	.136	8-8	22	1	3	0	0	0	3	3	.136	2	0	7	0	.200	1	0	0-0	65	6	0	1.000
All*	.277	134-110	382	75	106	23	2	5	52	148	.387	44	12	94	7	.367	3	16	10-13	840	77	7	.992

\* Statistics from prior team/school

**Horn, Ty**

Year	avg	gp-gs	ab	r	h	2b	3b	hr	rbi	tb	slg%	bb	hbp	so	gdp	ob%	sf	sh	sb-att	po	a	e	fld%
2024	.000	0-0	0	0	0	0	0	0	0	0	.000	0	0	0	0	.000	0	0	0-0	0	2	0	1.000
2025	.000	0-0	0	0	0	0	0	0	0	0	.000	0	0	0	0	.000	0	0	0-0	2	2	0	1.000
TOTAL	.000	0-0	0	0	0	0	0	0	0	0	.000	0	0	0	0	.000	0	0	0-0	2	4	0	1.000

Year	era	w-l	app	gs	cq	sho	sv	ip	h	r	er	bb	so	2b	3b	hr	bf	bavg	wp	hbp	bk	sfa	sha
2024	5.91	1-1	13	4	0	0/0	1	21.1	29	25	14	8	19	5	1	3	107	.305	2	2	0	1	1
2025	5.52	0-1	3	3	0	0/0	0	14.2	16	9	9	5	14	7	0	2	62	.286	0	0	0	0	1
TOTAL	5.75	1-2	16	7	0	0/0	1	36.0	45	34	23	13	33	12	1	5	169	.298	2	2	0	1	2

Jasa, Carson

Year	avg	gp-gs	ab	r	h	2b	3b	hr	rbi	tb	slg%	bb	hbp	so	gdp	ob%	sf	sh	sb-att	po	a	e	fld%
Year	era	w-l	app	gs	cq	sho	sv	ip	h	r	er	bb	so	2b	3b	hr	bf	bavg	wp	hbp	bk	sfa	sha
2025	7.36	0-1	3	0	0	0/1	0	3.2	5	4	3	3	5	1	0	0	20	.313	1	1	0	0	0
TOTAL	7.36	0-1	3	0	0	0/1	0	3.2	5	4	3	3	5	1	0	0	20	.313	1	1	0	0	0

Jesske, Will

Year	avg	gp-gs	ab	r	h	2b	3b	hr	rbi	tb	slg%	bb	hbp	so	gdp	ob%	sf	sh	sb-att	po	a	e	fld%
2024	.280	19-4	25	6	7	1	0	0	4	8	.320	3	0	3	0	.357	0	0	0-0	3	4	1	.875
2025	.316	7-4	19	3	6	2	1	0	2	10	.526	2	1	3	0	.409	0	0	2-2	17	0	0	1.000
TOTAL	.295	26-8	44	9	13	3	1	0	6	18	.409	5	1	6	0	.380	0	0	2-2	20	4	1	.960

Lewis, Hayden

Year	avg	gp-gs	ab	r	h	2b	3b	hr	rbi	tb	slg%	bb	hbp	so	gdp	ob%	sf	sh	sb-att	po	a	e	fld%
2024	.000	1-0	1	0	0	0	0	0	0	0	.000	0	0	0	0	.000	0	0	0-0	0	0	0	.000
2025	.000	3-0	3	0	0	0	0	0	1	0	.000	0	0	1	0	.000	0	0	0-0	0	0	0	.000
TOTAL	.000	4-0	4	0	0	0	0	0	1	0	.000	0	0	1	0	.000	0	0	0-0	0	0	0	.000

Year	era	w-l	app	gs	cq	sho	sv	ip	h	r	er	bb	so	2b	3b	hr	bf	bavg	wp	hbp	bk	sfa	sha
2024	0.00	0-0	1	0	0	0/0	0	0.1	1	0	0	1	1	0	0	0	3	.500	0	0	0	0	0
TOTAL	0.00	0-0	1	0	0	0/0	0	0.1	1	0	0	1	1	0	0	0	3	.500	0	0	0	0	0

McConnaughey, Mason

Year	avg	gp-gs	ab	r	h	2b	3b	hr	rbi	tb	slg%	bb	hbp	so	gdp	ob%	sf	sh	sb-att	po	a	e	fld%
2024	.000	0-0	0	0	0	0	0	0	0	0	.000	0	0	0	0	.000	0	0	0-0	4	5	2	.818
2025	.000	0-0	0	0	0	0	0	0	0	0	.000	0	0	0	0	.000	0	0	0-0	0	1	0	1.000
TOTAL	.000	0-0	0	0	0	0	0	0	0	0	.000	0	0	0	0	.000	0	0	0-0	4	6	2	.833

Year	era	w-l	app	gs	cq	sho	sv	ip	h	r	er	bb	so	2b	3b	hr	bf	bavg	wp	hbp	bk	sfa	sha
2024	3.45	9-3	17	11	0	0/0	0	73.0	65	31	28	24	91	11	0	8	308	.239	6	7	0	2	3
2025	6.08	1-1	3	3	0	0/0	0	13.1	11	9	9	6	19	3	0	1	58	.216	0	1	0	0	0
TOTAL	3.86	10-4	20	14	0	0/0	0	86.1	76	40	37	30	110	14	0	9	366	.235	6	8	0	2	3

Nowaczyk, Colin

Year	avg	gp-gs	ab	r	h	2b	3b	hr	rbi	tb	slg%	bb	hbp	so	gdp	ob%	sf	sh	sb-att	po	a	e	fld%
Year	era	w-l	app	gs	cq	sho	sv	ip	h	r	er	bb	so	2b	3b	hr	bf	bavg	wp	hbp	bk	sfa	sha
2025	0.00	0-0	2	0	0	0/0	0	2.0	2	0	0	1	2	0	0	0	8	.286	0	0	0	0	0
TOTAL	0.00	0-0	2	0	0	0/0	0	2.0	2	0	0	1	2	0	0	0	8	.286	0	0	0	0	0

Nunez, Devin

Year	avg	gp-gs	ab	r	h	2b	3b	hr	rbi	tb	slg%	bb	hbp	so	gdp	ob%	sf	sh	sb-att	po	a	e	fld%
2025	.500	6-4	18	6	9	0	0	2	4	15	.833	2	1	4	0	.571	0	0	1-2	1	3	0	1.000
TOTAL	.500	6-4	18	6	9	0	0	2	4	15	.833	2	1	4	0	.571	0	0	1-2	1	3	0	1.000

Overbeek, Joshua

Year	avg	gp-gs	ab	r	h	2b	3b	hr	rbi	tb	slg%	bb	hbp	so	gdp	ob%	sf	sh	sb-att	po	a	e	fld%
2022*	.200	21-6	35	8	7	0	0	1	2	10	.286	8	0	11	0	.341	1	0	0-0	15	2	1	.944
2024	.276	51-49	185	41	51	9	1	6	29	80	.432	29	7	53	1	.394	0	1	16-19	30	83	6	.950
2025	.286	8-6	21	5	6	3	1	0	0	11	.524	2	3	11	0	.423	0	0	0-0	5	8	0	1.000
TOTAL	.277	59-55	206	46	57	12	2	6	29	91	.442	31	10	64	1	.397	0	1	16-19	35	91	6	.955
All*	.266	80-61	241	54	64	12	2	7	31	101	.419	39	10	75	1	.388	1	1	16-19	50	93	7	.953

\* Statistics from prior team/school

### Sanderson, Case

Year	avg	gp-gs	ab	r	h	2b	3b	hr	rbi	tb	slg%	bb	hbp	so	gdp	ob%	sf	sh	sb-att	po	a	e	fld%
2024	.338	54-43	151	27	51	6	1	3	26	68	.450	31	9	42	3	.469	3	0	0-3	42	1	2	.956
2025	.229	10-10	35	4	8	1	0	0	3	9	.257	6	3	8	0	.378	1	0	0-0	85	3	0	1.000
TOTAL	.317	64-53	186	31	59	7	1	3	29	77	.414	37	12	50	3	.452	4	0	0-3	127	4	2	.985

### Silva, Riley

Year	avg	gp-gs	ab	r	h	2b	3b	hr	rbi	tb	slg%	bb	hbp	so	gdp	ob%	sf	sh	sb-att	po	a	e	fld%
2024	.256	61-61	199	51	51	5	2	0	20	60	.302	25	26	35	2	.406	1	18	32-35	162	1	2	.988
2025	.250	8-7	20	2	5	0	0	0	2	5	.250	2	1	3	0	.348	0	0	2-4	16	1	0	1.000
TOTAL	.256	69-68	219	53	56	5	2	0	22	65	.297	27	27	38	2	.401	1	18	34-39	178	2	2	.989

### Stokes, Rhett

Year	avg	gp-gs	ab	r	h	2b	3b	hr	rbi	tb	slg%	bb	hbp	so	gdp	ob%	sf	sh	sb-att	po	a	e	fld%
2024	.360	53-43	150	31	54	16	0	1	18	73	.487	11	2	34	1	.409	1	7	6-9	56	112	6	.966
2025	.200	6-5	20	1	4	0	0	0	2	4	.200	0	1	5	2	.238	0	0	2-2	4	10	0	1.000
TOTAL	.341	59-48	170	32	58	16	0	1	20	77	.453	11	3	39	3	.389	1	7	8-11	60	122	6	.968

### Stone, Tyler

Year	avg	gp-gs	ab	r	h	2b	3b	hr	rbi	tb	slg%	bb	hbp	so	gdp	ob%	sf	sh	sb-att	po	a	e	fld%
2021*	.208	21-11	48	4	10	3	0	1	4	16	.333	2	0	23	0	.240	0	0	0-0	76	3	3	.963
2024	.289	54-43	166	28	48	9	0	8	33	81	.488	29	1	51	3	.392	3	0	0-1	271	15	4	.986
2025	.000	4-0	4	0	0	0	0	0	0	0	.000	0	0	3	0	.000	0	0	0-0	0	0	0	.000
TOTAL	.282	58-43	170	28	48	9	0	8	33	81	.476	29	1	54	3	.384	3	0	0-1	271	15	4	.986
All*	.266	79-54	218	32	58	12	0	9	37	97	.445	31	1	77	3	.356	3	0	0-1	347	18	7	.981

\* Statistics from prior team/school

### Swansen, Gabe

Year	avg	gp-gs	ab	r	h	2b	3b	hr	rbi	tb	slg%	bb	hbp	so	gdp	ob%	sf	sh	sb-att	po	a	e	fld%
2022	.154	20-9	39	6	6	1	0	1	6	10	.256	5	1	9	2	.267	0	0	0-0	3	0	1	.750
2023	.291	52-49	179	45	52	11	0	18	57	117	.654	24	15	43	3	.410	4	0	3-5	81	1	1	.988
2024	.327	34-25	98	16	32	8	0	8	22	64	.653	7	3	26	0	.385	1	1	3-4	47	0	0	1.000
2025	.162	10-10	37	4	6	2	0	1	9	11	.297	1	1	12	1	.205	0	0	0-0	11	0	0	1.000
TOTAL	.272	116-93	353	71	96	22	0	28	94	202	.572	37	20	90	6	.369	5	1	6-9	142	1	2	.986

### Timmerman, Tucker

Year	avg	gp-gs	ab	r	h	2b	3b	hr	rbi	tb	slg%	bb	hbp	so	gdp	ob%	sf	sh	sb-att	po	a	e	fld%
2024	.000	0-0	0	0	0	0	0	0	0	0	.000	0	0	0	0	.000	0	0	0-0	2	4	1	.857
2025	.000	0-0	0	0	0	0	0	0	0	0	.000	0	0	0	0	.000	0	0	0-0	0	1	0	1.000
TOTAL	.000	0-0	0	0	0	0	0	0	0	0	.000	0	0	0	0	.000	0	0	0-0	2	5	1	.875

Year	era	w-l	app	gs	cq	sho	sv	ip	h	r	er	bb	so	2b	3b	hr	bf	bavg	wp	hbp	bk	sfa	sha
2024	8.10	2-0	15	0	0	0/0	1	16.2	21	15	15	14	18	3	0	3	85	.313	2	3	0	1	0
2025	3.86	0-0	1	0	0	0/0	0	2.1	2	1	1	0	2	1	0	0	9	.222	0	0	0	0	0
TOTAL	7.58	2-0	16	0	0	0/0	1	19.0	23	16	16	14	20	4	0	3	94	.303	2	3	0	1	0

### Walsh, Will

Year	avg	gp-gs	ab	r	h	2b	3b	hr	rbi	tb	slg%	bb	hbp	so	gdp	ob%	sf	sh	sb-att	po	a	e	fld%
2022	.000	2-0	2	0	0	0	0	0	0	0	.000	0	0	2	0	.000	0	0	0-0	0	0	0	.000
2023	.176	17-9	34	5	6	1	0	2	4	13	.382	3	2	12	0	.282	0	0	0-0	67	13	1	.988
2024	.235	14-9	34	8	8	1	0	5	14	24	.706	3	2	11	1	.333	0	0	0-0	60	17	1	.987
2025	.000	0-0	0	0	0	0	0	0	0	0	.000	0	0	0	0	.000	0	0	0-0	0	2	2	.500
TOTAL	.200	33-18	70	13	14	2	0	7	18	37	.529	6	4	25	1	.300	0	0	0-0	127	32	4	.975

Year	era	w-l	app	gs	cq	sho	sv	ip	h	r	er	bb	so	2b	3b	hr	bf	bavg	wp	hbp	bk	sfa	sha
2022	13.50	0-0	1	0	0	0/0	0	0.2	3	1	1	0	1	0	0	0	5	.600	1	0	0	0	0
2023	4.24	5-3	15	8	1	1/0	0	51.0	46	26	24	8	44	4	2	6	206	.241	4	4	0	2	1
2024	5.06	5-4	14	10	1	0/0	0	58.2	69	36	33	10	43	13	1	10	259	.296	4	8	0	3	5
2025	2.77	2-1	3	2	0	0/1	0	13.0	9	5	4	1	14	1	0	0	51	.200	0	2	0	1	2
TOTAL	4.52	12-8	33	20	2	1/1	0	123.1	127	68	62	19	102	18	3	16	521	.268	9	14	0	6	8



Worthley, Jalen

Year	avg	gp-gs	ab	r	h	2b	3b	hr	rbi	tb	slg%	bb	hbp	so	gdp	ob%	sf	sh	sb-att	po	a	e	fld%
2023	.000	0-0	0	0	0	0	0	0	0	0	.000	0	0	0	0	.000	0	0	0-0	0	3	0	1.000
2024	.000	0-0	0	0	0	0	0	0	0	0	.000	0	0	0	0	.000	0	0	0-0	1	7	0	1.000
2025	.000	0-0	0	0	0	0	0	0	0	0	.000	0	0	0	0	.000	0	0	0-0	1	1	0	1.000
TOTAL	.000	0-0	0	0	0	0	0	0	0	0	.000	0	0	0	0	.000	0	0	0-0	2	11	0	1.000

Year	era	w-l	app	gs	cg	sho	sv	ip	h	r	er	bb	so	2b	3b	hr	bf	bavg	wp	hbp	bk	sfa	sha
2023	8.10	0-0	10	0	0	0/1	0	10.0	14	9	9	7	8	0	0	1	53	.333	1	3	0	1	0
2024	3.60	3-0	22	0	0	0/1	5	35.0	29	14	14	8	33	5	0	5	143	.223	3	1	0	0	4
2025	1.69	1-0	4	0	0	0/0	0	5.1	4	1	1	4	3	2	0	0	24	.222	1	0	0	1	1
TOTAL	4.29	4-0	36	0	0	0/2	5	50.1	47	24	24	19	44	7	0	6	220	.247	5	4	0	2	5

## LAST TIME A NEBRASKA HITTER HAD...

**Five Consecutive 3-Hit Games at Hawks Field:** ..... Rhett Stokes (2024)  
**4 Hits in a Game:** ..... Cole Evans (4) at Wichita State (3/12/24)  
**Consecutive 4-Hit Games:** ..... Ben Miller (4 & 4) vs. Maryland (4/8-9/17)  
**5 Hits in a Game:** ..... Gunner Hellstrom (5) at Rutgers (4/21/18)  
**6 Hits in a Game:** ..... Steve Edlefsen (6) vs. Iowa (4/11/06)

**2 Hits in an Inning:** ..... Josh Caron (2B/HR) vs. Minnesota (4/29/23)  
**2 Extra-Base Hits in an Inning:** ..... Josh Caron (2B/HR) vs. Minnesota (4/29/23)

**7 At Bats in a Game:** ..... C. Chick/G. Everitt/M. Anderson (7) at Minnesota (5/7/22)  
**8 At Bats in a Game:** ..... DJ Belfonte (8) at UL-Lafayette (15 inn.) (2/20/08)  
**9 At Bats in a Game:** ..... P. Kelly/C. Christensen (9) vs. Northwestern (16 inn.) (3/29/13)

**4 Runs in a Game:** ..... Cam Chick (4) at Ohio State (4/3/22)  
**5 Runs in a Game:** ..... Steve Edlefsen at Iowa (4/11/06)  
**6 Runs in a Game:** ..... Craig Moore vs. Chicago State (3/16/99)

**3 Doubles in a Game:** ..... Casey Burnham (3) vs. Vanderbilt (3/3/23)

**2 Triples in a Game:** ..... Garrett Anglim (2) at UT Arlington (3/5/22)  
**2 Triples in Consecutive Games:** ..... Blake Headley vs. Northern Colo. (3/10-11/15)

**2 HRs in a Game:** ..... Gabe Swansen vs. Niagara (6/1/24)  
**3 HRs in a Game:** ..... Garrett Anglim vs. Iowa (DH 1) (5/1/22)  
**2 HRs in an Inning:** ..... C. Ledbetter/B. Fusilier vs. SDSU (4th inn.) (3/13/05)  
**HRs in Consecutive At Bats:** ..... Gabe Swansen vs. Niagara (2) (6/1/24)  
**HRs in Consecutive Innings:** ..... Gabe Swansen vs. Northwestern (6th, 7th) (4/16/23)  
**Grand Slam:** ..... Cole Evans at Kansas (4/9/24)  
**A Pinch-Hit Home Run:** ..... Max Buettenback at Wichita State (3/13/24)  
**An Inside-the-Park Home Run:** ..... **Devin Nunez vs. Kansas State (3/2/25)**  
**An Inside-the-Park Grand Slam:** ..... Jaxon Hallmark at Kansas State (4/2/19)  
**Led Off Game with Home Run (Away):** ..... Brice Matthews at Creighton (5/9/23)  
**Led Off Game with Home Run (Home):** ..... Brice Matthews vs. Illinois (3/25/23)  
**A Walk-Off Home Run to Win a Game:** ..... Cole Evans vs. Indiana (5/11/24)  
**Had a Homer and a Win, Same Game:** ..... Ben Miller vs. Creighton (4/4/17)  
**Homered in First Career At-Bat:** ..... Max Anderson vs. Purdue (3/5/21)  
**Homered in First Career Game:** ..... Max Anderson vs. Purdue (3/5/21)  
**Freshman Homered in First Career Game:** ..... Max Anderson vs. Purdue (3/5/21)  
**Back-to-Back Multi-HR Games:** ..... Scott Schreiber vs. Penn State & at Creighton (5/15-17/16)  
**Homered in Three-Straight Games:** ..... Gabe Swansen (3) vs. Florida (2)/Niagara (5/31-6/2/24)

**Hit For the Cycle:** ..... Steve Edlefsen at Iowa (4/11/06)

**6 RBI in a Game:** ..... Gabe Swansen vs. Vanderbilt (2/15/24)  
**7 RBI in a Game:** ..... Josh Scheffert (7) at Ohio State (4/15/12)  
**8 RBI in a Game:** ..... Adam Bailey (8) vs. Creighton (5/18/10)  
**9 or more RBI in a Game:** ..... Craig Moore (10) vs. Chicago State (3/16/99)

**10 or More Total Bases:** ..... Max Anderson (10) vs. Minnesota, (4/29/23)

**4 Walks in a Game:** ..... Josh Caron (4) vs. Indiana (5/11/24)  
**5 Walks in a Game:** ..... Cam Chick at Ohio State (4/3/22)

**5 Strikeouts in a Game:** ..... Kurt Farmer vs. UCLA (3/5/11)

**3 Stolen Bases:** ..... Jaxon Hallmark (3) at Rutgers (5/9/21)  
**4 Stolen Bases:** ..... John Cole vs. Texas-San Antonio (2/26/00)  
**Stole Home:** ..... Dylan Carey at Grand Canyon (2/25/24)  
**3 HBP in a Game:** ..... Riley Silva (3) at Grand Canyon (2/22/24)

**4 Sacrifice Bunts in Game:** Andrew Sawyers vs. Kansas State, April 4, 1998 (NCAA Record)

## LAST TIME A NEBRASKA PITCHER HAD...

**An Individual No-Hitter - 9 Innings:** ..... Jackson Brockett vs. K-State (5/1/24)  
**An Individual No-Hitter - 7 Innings:** ..... Anthony Kelley vs. Oklahoma (4/5/81)  
*Note: Nate Fisher pitched 8.0 no-hit innings on March 9, 2019 at Baylor (not complete game)*

**A Combined No-Hitter:** ..... K. Kubat (5.0), T. Niederklein (2.1), D. Vogt (1.2) vs. Arkansas (4/16/13)

**A 2-Hit Game (individual):** ..... Brett Sears vs. Ohio State (4/5/24)  
**A 1-Hit Game (individual):** ..... Michael Mariot vs. Houston Baptist (Game 2) (3/13/10)  
**A 1-Hit Game (combined):** ..... Koty Frank (6.2), Tyler Martin (1.1), Braxton Bragg (1.0) vs. BYU (4/14/22)

**Picked off Two Base Runners in an Inning:** ..... Aaron Bummer at The Citadel (3/1/14)

**A Complete Game - 9 innings:** ..... Jackson Brockett vs. Kansas State (5/1/24)  
**A Complete Game - less than 9 inn.:** ..... Emmett Olson vs. Nicholls (7 Inn.) (3/17/23)  
**A Complete Game by a Freshman:** ..... Matt Waldron (9 inn.) vs. Penn State (5/14/16)  
**A Complete Game by a Freshman - 9 inn.:** ..... Matt Waldron vs. Penn State (5/14/16)  
**Consecutive Complete Games - 9 inn.:** ..... C. DeLeon vs. Ohio State & Minn. (4/4-12/14)

**A Complete-Game Shutout - 9 Inn.:** ..... Jackson Brockett vs. Kansas State (5/1/24)  
**A Complete-Game Shutout - less than 9 inn.:** ..... Tom Lemke (7 inn.) vs. Oklahoma (3/28/10)  
**Consecutive Shutouts:** ..... Shane Komine vs. Iowa State & at Texas (4/28-5/6/00)  
**A Complete-Game Shutout by a Freshman:** ..... Matt Waldron vs. Penn State (5/14/16)

**Immaculate Inning:** ..... Cade Povich vs. Michigan (1st Inning) (5/28/21)  
**A Three-Pitch Inning:** ..... Colton Howell vs. Northwestern (4/19/14)

**Hit 4 or More Batters in a Game:** ..... Matt Freeman (4) vs. No. Colorado (3/24/09)  
**Hit 5 or More Batters in a Game:** ..... Shane Komine (5) vs. Nicholls State (2/19/99)

**10 Strikeouts in a Game:** ..... Mason McConaughy (10) vs. Indiana (5/11/24)  
**10+ Strikeouts in a Game:** ..... Jackson Brockett (12) vs. Kansas State (5/1/24)  
**15+ Strikeouts in a Game:** ..... Joba Chamberlain (15) vs. New Mexico (2/25/05)

**Struck out 4 Batters in an Inning:** ..... Michael Mariot (6th inn.) vs. Texas A&M (4/30/10)

**Lost a Game Without Giving Up an Earned Run:** ..... Shay Schanaman vs. BYU (4/15/22)

## LAST TIME NEBRASKA HAD...

<b>25+ Runs:</b>	50 vs. Chicago State (3/16/99)
<b>20+ Runs:</b>	21 at UC Riverside (2/15/99)
<b>10 Runs in an Inning:</b>	11 at Baylor (1st) (2/14/20)
<b>20+ Hits:</b>	20 vs. Northwestern (4/16/23)
<b>Every Husker Starter Had a Hit:</b>	vs. Nicholls (3/17/24)
<b>Every Husker Starter Scored a Run:</b>	vs. Northern Colorado (3/8/23)
<b>Every Husker Starter Had a Hit and Scored a Run:</b>	vs. No. Colorado (3/8/23)
<b>0 Strikeouts on Offense:</b>	vs. UNLV (3/30/14)
<b>0 Walks on Offense:</b>	at Louisiana (2/22/25)
<b>10+ Doubles:</b>	vs. Creighton (11) (5/18/10)
<b>9+ Doubles:</b>	vs. Creighton (11) (5/18/10)
<b>8+ Doubles:</b>	vs. Vanderbilt (8) (3/3/23)
<b>7+ Doubles:</b>	vs. Vanderbilt (8) (3/3/23)
<b>3 Consecutive Doubles:</b>	M. Waldron, J. Acker, M. Hagge at Cal Poly (3/25/17)
<b>3 Triples:</b>	at UT Arlington (3) (3/5/22)
<b>9 HRs:</b>	vs. Chicago State, March 16, 1999
<b>7 HRs:</b>	vs. Northwestern (4/16/23)
<b>6 HRs:</b>	vs. Northwestern (4/16/23)
<b>5 HRs:</b>	vs. Northwestern (4/16/23)
<b>Back-to-Back Homers:</b>	B. Columbus/D. Carey (8th inn.) at Rutgers (4/13/24)
<b>3 Consecutive Homers:</b>	J. Dalton/D. Erstad/D. Dukart vs. Iowa State (5/15/94)
<b>2 Homers in an Inning:</b>	C. Bradford/R. Stokes (4th inn.) at Creighton (4/30/24)
<b>3 Homers in an Inning:</b>	M. Anderson/G. Swansen/E. Cervantes (3rd inn.) at Maryland (5/6/23)
<b>3 Triples:</b>	at UT Arlington (3) (3/5/22)
<b>2 Grand Slams in a Game:</b>	Dan Wright/Jeff Leise vs. Western Illinois (4/19/00)
<b>Grand Slams in Back-to-Back Games:</b>	M. Anderson/L. Sartori at Ohio State (4/2-3/22)
<b>10+ Stolen Bases:</b>	10 vs. Peru State (5/6/96)
<b>7+ Stolen Bases:</b>	7 vs. Kansas State (4/26/22)
<b>Rallied from a 10-run deficit:</b>	vs. North Dakota (Trailed 10-0, won 11-10) (3/30/10)
<b>Rallied from a deficit of 7 runs/greater:</b>	vs. Ohio State (Trailed 9-2, won 11-9) (5/22/21)
<b>Rallied from a deficit of 6 runs/greater:</b>	vs. Ohio State (Trailed 9-2, won 11-9) (5/22/21)
<b>Rallied from a deficit of 5 runs/greater:</b>	vs. South Alabama (Trailed 6-1, won 12-7) (3/10/24)
<b>Was shut out - General:</b>	at Iowa (8-0) (4/22/23)
<b>Was shut out - At Home:</b>	vs. Iowa (1-0) (4/29/22)
<b>Was shut out - On the Road:</b>	at Iowa (8-0) (4/22/23)
<b>Held to 2 or fewer hits:</b>	2 vs. Iowa (4/28/24)
<b>Swept a Conference Series:</b>	at Northwestern (3-0) (3/29-31/24)
<b>Were Swept in a Conference Series:</b>	at Iowa (3-0) (4/21-23/23)
<b>Were Swept in a Conference Series at Home:</b>	Rutgers (0-3), April 8-10, 2022
<b>Allowed 2 hits or less:</b>	vs. Kansas State (0) (5/1/24)
<b>Walked 10+:</b>	at Maryland (11) (5/7/23)
<b>Walked 15+:</b>	Wichita State (17) (3/18/16)
<b>Struck out 15+ Batters:</b>	vs. South Alabama (16 in 9 inn.) (3/10/24)
<b>Struck out 30+ in a 3-Game Series:</b>	vs. Ohio State (30) (4/5-7/24)
<b>Walk-Off Win:</b>	Cole Evans, 5-2 vs. Indiana (10 inn.) (5/11/24)
<b>2-Straight Walk-Off Wins:</b>	Pat Kelly (Illinois) & Tanner Lubach (Ohio St.) (3/17-21/14)
<b>2-Straight Complete Games:</b>	Chance Sinclair & Aaron Bummer (Ohio State) (4/4-5/14)
<b>3-Straight Complete Games:</b>	C. DeLeon, C. Sinclair & A. Bummer (Ohio St.), (4/4-6/14)
<b>A Player Ejection:</b>	Michael Pritchard vs. UC Irvine (DH 1) (3/15/14)
<b>A Head Coach Ejection:</b>	Will Bolt at Kansas (4/9/24)
<b>An Assistant Coach Ejection:</b>	Eric Newman vs. Kansas (4/20/08)
<b>Turned a Triple Play:</b>	vs. Northern Colorado (3/27/07)
<b>Had a Triple Play Turned Against:</b>	vs. Michigan State (5/13/17)
<b>7 Errors in a Game:</b>	vs. Kansas State (3/11/97)
<b>6 Errors in a Game:</b>	vs. Michigan (6) (5/25/19)
<b>5 Errors in a Game:</b>	vs. South Alabama (5) (3/10/24)
<b>Scored in every inning (9 inn.):</b>	vs. Texas Tech (W, 12-8) (5/23/02)
<b>Lost a game without giving up an earned run:</b>	vs. BYU (Lost 3-2) (4/25/22)

## LAST TIME A NEBRASKA OPPONENT HAD...

<b>4 Hits in a Game:</b>	Josh Pearson (4) vs. LSU (3/1/25)
<b>5 Hits in a Game:</b>	Matt Woods (5) at Maryland (5/7/23)
<b>7 RBI in a Game:</b>	Nick Lorusso (8) at Maryland (5/7/23)
<b>Hit for the Cycle:</b>	Parker Coddou vs. Nicholls (3/19/23)
<b>2 Home Runs:</b>	Thatcher Kozal vs. South Dakota State (5/8/24)
<b>3 Home Runs:</b>	Jeff Larish at Arizona State (6/21/05)
<b>3 Home Runs in a Series:</b>	Nick Lorusso at Maryland (5/5-7/23)
<b>A Grand Slam:</b>	Teddy Deters vs. Creighton (4/16/24)
<b>2 Grand Slams in a Game:</b>	at Wichita State (3/2/18)
<b>3 Grand Slams in a Series:</b>	at Wichita State (3/2-4/18)
<b>Back-to-Back Homers:</b>	A. Evasco/K. O'Connor vs. Kansas State (4th inn.) (3/2/25)
<b>Back-to-Back-to-Back Homers:</b>	Michigan (5th inn.) (3/25/22)
<b>Back-to-Back-to-Back-to-Back Homers:</b>	Michigan (5th inn.) (3/25/22)
<b>A Walk-Off Homer:</b>	Eli Wilson at Minnesota (3/29/19)
<b>Team Hit 9 HR in a Game:</b>	at Missouri (4/1/98)
<b>10+ Runs in an Inning:</b>	Rutgers (10 in the 7th) (4/10/22)
<b>20+ Hits in a Game:</b>	at Maryland (20) (5/7/23)
<b>Stole Home:</b>	Bobby Whalen, at Indiana (4/23/22)
<b>A One-Hitter:</b>	Matt Smith, Oklahoma State (4/24/98)
<b>A No-Hitter:</b>	Jim Maddock, Missouri (13-0) (5/3/81)
<b>A Complete Game (9 innings):</b>	Andrew Herrmann at Louisiana (2/22/25)
<b>10 Strikeouts in a Game:</b>	Brody Brecht (11), vs. Iowa (4/28/24)
<b>Walk-Off Win:</b>	at Rutgers, 7-6 (RBI Single in 11th) (4/12/24)
<b>Two Walk-Off Wins in a Series:</b>	at Minnesota [Games 1 (HR) & 3 (WP)] (3/29-31/19)
<b>7 Errors in a Game:</b>	vs. Northwestern (7) (3/31/13)



**#0 CAYDEN BRUMBAUGH**  
Rjr. • UTIL



**#1 RILEY SILVA**  
Sr. • OF



**#4 JOSHUA OVERBEEK**  
Sr. • INF



**#5 ROBBY BOLIN**  
Jr. • OF



**#6 PRYCE BENDER**  
Fr. • RHP




**#9 RHETT STOKES**  
Sr. • INF



**#10 HOGAN HELLIGSO**  
Sr. • C



**#11 MAX BUETTENBACK**  
So. • UTIL



**#12 CAEL FROST**  
Sr. • OF



**#13 WILL JESSEKE**  
So. • UTIL



**#14 CASE SANDERSON**  
So. • UTIL



**#15 DYLAN CAREY**  
Jr. • INF



**#16 DEVIN NUNEZ**  
Fr. • INF



**#17 HAYDEN LEWIS**  
RSo. • OF



**#18 KANON SUNDGREN**  
Jr. • C




**#20 TY HORN**  
So. • RHP



**#21 JARON COTTON**  
Jr. • INF



**#23 BLAKE ENCARNACION**  
Fr. • RHP



**#24 CALEB CLARK**  
Jr. • LHP



**#25 DREW CHRISTO**  
Sr. • RHP



**#26 TJ COATS**  
So. • RHP



**#28 LUKE BRODERICK**  
Jr. • RHP



**#30 WILL WALSH**  
RSr. • LHP



**#32 TUCKER TIMMERMAN**  
So. • RHP



**#33 JACKSON BROCKETT**  
Sr. • LHP



**#34 COLIN CYMBALISTA**  
Jr. • C



**#35 RYAN HARRAHILL**  
So. • RHP



**#36 GRANT CLEAVINGER**  
Jr. • LHP



**#37 J'SHAWN UNGER**  
Fr. • RHP




**#39 CARSON JASA**  
RFR. • RHP



**#41 CHASE OLSON**  
Fr. • LHP



**#42 JALEN WORTHLEY**  
Jr. • LHP



**#43 AIDEN LIESER**  
Fr. • RHP



**#44 GABE SWANSEN**  
Sr. • OF



**#45 CASEY DAISS**  
Jr. • RHP



**#46 AIDEN WHITE**  
Fr. • LHP



**#47 COLIN NOWACZYK**  
Fr. • LHP



**#50 GAVIN BLACHOWICZ**  
Fr. • RHP



**#51 MASON MCCONNAUGHEY**  
Jr. • RHP



**#55 TYLER STONE**  
Sr. • INF



**WILL BOLT**  
Head Coach



**ROB CHILDRESS**  
Assistant Coach



**LANCE HARVELL**  
Assistant Coach



**MIKE SIRIANNI**  
Assistant Coach