



NEBRASKA BASEBALL



3 CWS Appearances | 18 NCAA Regional Appearances | 13 Conference Championships | 48 First-Team All-Americans | 109 MLB Draft Picks

2025 SCHEDULE/RESULTS

Date	Opponent	Time (CT)/Result
2/14	vs. UC Irvine^	L, 10-5
2/15	vs. No. 16 Vanderbilt^	W, 6-4
2/16	vs. San Diego State^	W, 13-0
2/17	at Grand Canyon	L, 3-1
2/21	at Louisiana	W, 6-1
2/22	at Louisiana	L, 4-1
2/23	at Louisiana	L, 10-2
2/28	vs. Sam Houston\$	W, 8-3
3/1	vs. No. 2 LSU\$	L, 11-6
3/2	vs. Kansas State\$	L, 9-6
3/4	at Omaha	POSTPONED TO 4/2
3/5	SOUTH DAKOTA STATE	CANCELED
3/8	WASHINGTON* (DH)	L, 11-5
3/8	WASHINGTON* (DH)	L, 6-3
3/9	WASHINGTON*	W, 6-2
3/11	WICHITA STATE	W, 10-1
3/12	WICHITA STATE	W, 5-4
3/14	at UCLA*	L, 5-2
3/15	at UCLA*	L, 11-3
3/16	at UCLA*	L, 5-3
3/18	at Pepperdine	5 PM
3/19	at Pepperdine	5 PM
3/21	at USC*	8:30 PM
3/22	at USC*	4 PM
3/23	at USC*	3 PM
3/25	at Kansas State	6 PM
3/28	OREGON STATE	7 PM
3/29	OREGON STATE	2 PM
3/30	OREGON STATE	12 PM
4/1	CREIGHTON	6 PM
4/2	at Omaha	6 PM
4/4	RUTGERS*	6 PM
4/5	RUTGERS*	2 PM
4/6	RUTGERS*	12 PM
4/8	at Kansas	6 PM
4/11	at Iowa*	4 PM
4/12	at Iowa*	2 PM
4/13	at Iowa*	1 PM
4/15	at Creighton	6 PM
4/18	NORTHWESTERN*	6 PM
4/19	NORTHWESTERN*	2 PM
4/20	NORTHWESTERN*	12 PM
4/22	KANSAS	6 PM
4/25	at Maryland*	5 PM
4/26	at Maryland*	1 PM
4/27	at Maryland*	12 PM
4/29	KANSAS STATE	6 PM
5/2	MINNESOTA*	6 PM
5/3	MINNESOTA*	2 PM
5/4	MINNESOTA*	1 PM
5/6	CREIGHTON	6 PM
5/9	MICHIGAN*	6 PM
5/10	MICHIGAN*	2 PM
5/11	MICHIGAN*	12 PM
5/15	at Purdue*	5 PM
5/16	at Purdue*	12 PM
5/17	at Purdue*	1 PM

Home games = Red all caps • * - Big Ten games • ^ - MLB Desert Invitational • \$ - Frisco College Baseball Classic

IN MEMORY OF GREG SHARPE

Throughout the 2025 season, Nebraska is wearing 'GS' patches on their hats to honor Greg Sharpe, the play-by-play voice for Husker football and baseball since 2008, and his impact on the baseball program.



GAME 19-20 • at PEPPERDINE • MARCH 18-19

MALIBU, CALIF. | EDDY D. FIELD



NEBRASKA HUSKERS

Record 7-11 (1-5 Big Ten)
 Ranking NR
 Head Coach Will Bolt
 Career Record 144-108-1 (6th Year)
 Record at Nebraska Same



PEPPERDINE WAVES

Record 4-14 (0-0 WCC)
 Ranking NR
 Head Coach Tyler LaTorre
 Career Record 4-14 (1st Year)
 Record at Pepperdine Same

PROBABLE PITCHERS

NEBRASKA

Tuesday: Carson Jasa - RHP - Rfr.

Stats: 1-1, 4.00 ERA, 5 APP, 9.0 IP, 5 BB, 13 K

Wednesday: TJ Coats - RHP - So.

Stats: 0-0, 8.31 ERA, 3 APP, 4.1 IP, 5 BB, 6 K

PEPPERDINE

Tuesday: TBA

Stats: ---

Wednesday: TBA

Stats: ---

GAME COVERAGE

TUESDAY, MARCH 18

First Pitch: 5 PM CT

TV/Stream: ESPN+

Radio: Huskers Radio Network

Live Stats: Huskers.com

WEDNESDAY, MARCH 19

First Pitch: 5 PM CT

TV/Stream: ESPN+

Radio: Huskers Radio Network

Live Stats: Huskers.com

PROBABLE STARTING LINEUP

Pos.	Player	OPS	XBH	RBI	SB-ATT	NOTES
C	Hogan Helligso	.329	0	3	0-0	Drove in season-high 2 RBI in 6-1 win at Louisiana
-or-	Will Jesse	.676	3	3	3-4	Tied for 2nd on team with 3 stolen bases
1B	Case Sanderson	.700	2	5	0-1	Team-high 12 walks; 3rd on team w/ 3 multi-hit games
-or-	Tyler Stone	.658	4	5	0-0	3 XBH & 4 RBI in series at UCLA
2B	Devin Nunez	.943	3	10	2-3	.348/.400/.543 on the season; Team-leading 3 HR
-or-	Rhett Stokes	.470	0	4	2-3	2 multi-hit games in series vs. Washington
3B	Joshua Overbeek	.707	4	0	1-2	3rd on team w/ 3 doubles
-or-	Rhett Stokes	.470	0	4	2-3	2 multi-hit games in series vs. Washington
SS	Dylan Carey	.757	7	14	3-3	Team-best 5 2B; Tied w/ team-high 14 RBI
LF	Gabe Swansen	.559	5	14	0-0	29 career HR, 6 shy of tying for 10th all-time at NEB
CF	Cayden Brumbaugh	.898	8	11	6-7	Team-high 7 multi-hit games; 3rd on team w/ 11 RBI
-or-	Robby Bolin	.777	1	3	0-0	Hit .444 (4-of-9) in 3 starts last weekend at UCLA
RF	Cael Frost	.723	2	6	1-1	2 HR vs. Sam Houston; Reached base safely in 15 of 16 games
DH	Max Buettenback	.702	4	5	0-0	1 of 6 Huskers w/ 2+ HR; Pinch-hit HR vs. WSU on last week

Starting Pitchers	W-L	ERA	IP	K/BB	NOTES
RHP Carson Jasa	1-1	4.00	9.0	13/5	5 scoreless IP w/ 2 H & season-high 8 K's vs. WSU last week
RHP TJ Coats	0-0	8.31	4.1	6/5	2nd career NU start; Season-high 2.0 IP & 3 K's vs. WSU

Relievers	W-L	ERA	APP	SV	NOTES
RHP Pryce Bender	0-0	0.00	5	0	0 runs allowed in 6.1 IP; holding opponents to .174 avg.
RHP Gavin Blachowicz	1-0	2.70	4	0	Collected 1st win in 1.1 innings of relief vs. Wichita State
RHP Luke Broderick	0-0	3.38	5	3	Team-high 3 saves; 4 outings with 1.0 IP or more
RHP Drew Christo	1-1	8.53	8	0	Team-high 8 appearances; Struck out 6 in 3 IP vs. Washington
RHP Casey Daiss	0-0	0.00	2	0	Scoreless outings of 1.2 IP vs. K-State & 1.1 IP vs. Washington
RHP Blake Encarnacion	0-0	0.00	2	0	Recorded 2 outs in collegiate debut vs. #2 LSU
RHP Ryan Harrahill	0-0	6.00	4	0	Allowed 2 ER in 3 IP across 4 appearances

LHP Caleb Clark	0-1	3.18	7	0	Tied for 2nd on team w/ 7 appearances
LHP Grant Cleavinger	0-0	9.00	4	0	Season-high 1.2 IP & 4 K's vs. Wichita State
LHP Colin Nowaczyk	0-0	2.08	3	0	1 R in 4.1 IP; Season-high 2.1 IP & 2 K's vs. Wichita State
LHP Jalen Worthley	1-0	9.00	7	0	1 of 3 NU pitchers w/ 7+ relief appearances

QUICK FACTS

GENERAL INFORMATION

Location	Lincoln, Neb.
Population	298,126
Enrollment	23,992
Founded	1869
Nickname	Cornhuskers, Huskers
Colors	Scarlet and Cream
Affiliation	NCAA Division I
Conference	Big Ten
Athletic Director	Troy Dannen

COACHES AND STAFF

Head Coach	Will Bolt
Alma Mater	Nebraska, 2003
NEB Record	144-108-1 (6th Year)
Career Record	Same
Assistant Coach	Rob Childress
Alma Mater	Northwood, 1990
Assistant Coach	Lance Harvell
Alma Mater	Texas A&M, 2006
Assistant Coach	Mike Sirianni
Alma Mater	Arkansas State, 2006
Dir. of Player Development	Derek Roy
Dir. of Operations	Conor Behrens
Strength Coach	Garrett Plumlee
Athletic Trainer	Tanner Fowler

BASEBALL HISTORY

Season of Nebraska Baseball in 2025	119th
First Season of Nebraska Baseball	1889
All-Time Record	2,372-1,735-18 (.578)
All-Time Conference Record	926-862-2 (.519)
All-Time NCAA Tournament Record	36-35 (.507)
Conference Regular Season Titles	8
Conference Tournament Titles	5
NCAA Tournament Appearances	18
Super Regionals Appearances	4
College World Series Appearances	3
All-America Certificates	118
First-Team All-America Certificates	48
Freshman All-America Certificates	36
CoSIDA Academic All-Americans	21
All-Big Ten Selections (Since 2012)	51
Perfect Games Thrown	1 (1980)
No-Hitters Thrown	10 (5 Ind., 4 Comb., 1 Perf. Game)
Huskers Who Have Played in the MLB	41

HAWKS FIELD AT HAYMARKET PARK

Capacity	8,486
First Season	2002
All-Time Record	429-175-1
Playing Surface	Kentucky Bluegrass
Dimensions ... 335 (LL); 403 (LC); 395 (CF); 400 (RC); 325 (RL)	

TEAM INFORMATION

Letterwinners Returning/Lost	22/14
Position Starters Returning/Lost	7/2
Pitchers Returning/Lost	12/7
Newcomers	17 (9 Freshmen)
Overall Record	7-11
Big Ten Record	1-5

COMMUNICATIONS INFORMATION

Baseball Contact	Jared Meister
Email	jmeister@huskers.com
Phone	(402) 472-7781
Fax	(402) 472-2005
Ticket Office	1-800-8 BIG RED or (402) 472-3111
Ticket Website	Huskers.com/Tickets
Radio	Huskers Radio Network

SEASON NOTES

FOLLOW THE GAME

- Both of the midweek contests at Pepperdine can be seen on ESPN+.
- Fans can also listen to Ben McLaughlin and Nick Handley call the action this week in Malibu on the Huskers Radio Network.
- Every game this season can be heard for free on Huskers.com and the Official Nebraska Huskers App for both iOS and android devices.

NEBRASKA VS. PEPPERDINE

- Through four all-time meetings, the Huskers and Waves are deadlocked at two victories each.
- Nebraska and Pepperdine last met on the diamond in the 1985 NCAA Western 1 Regional in Palo Alto, Calif., where they split two games against each other.
- Nebraska is 1-0 all-time in Malibu against the Waves after picking up a 3-2 win at Pepperdine on March 18, 1979.

MCCONNAUGHEY TO MISS REMAINDER OF 2025 SEASON

- Nebraska Coach Will Bolt announced the first week in March that junior right-handed pitcher Mason McConnaughey will miss the remainder of the 2025 season after suffering an arm injury against Sam Houston at the Frisco Classic.
- McConnaughey began the season as the first husker named to the Golden Spikes Award Preseason Watch List since 2016 and earned Preseason All-American recognition from D1Baseball and the National Collegiate Baseball Writers Association.

A LOOK AT THIS WEEK'S STARTERS

- Carson Jasa is set to make his second career collegiate start at Pepperdine on Tuesday afternoon, while TJ Coats is set to make his second start at Nebraska against the Waves on Wednesday afternoon.
- Jasa fired five shutout innings and allowed just two hits and a walk with a career-high eight strikeouts in Nebraska's 10-1 win against Wichita State last week.
- Coats has made three appearances on the season, including his first start with the Huskers last week against Wichita State. The sophomore pitched a season-high two innings and struck out a season-high three batters against the Shockers.

LUCKY NUMBER SIX IN THE BOLT ERA

- Nebraska is 110-23 under head coach Will Bolt when scoring at least six runs.
- The Big Red have scored six-plus runs in six of the seven victories this season, defeating No. 16 Vanderbilt (6-4), San Diego State (13-0), Louisiana (6-1), Washington (6-2) and Wichita State (10-1).
- The Husker offense reached the six-run mark 34 times last season, compiling a 28-6 record.
- Nebraska scored six-plus runs in 33 contests (26-7) in 2023 after tallying at least six runs 23 times (19-4) in 2022, 28 times (26-2) in 2021 and seven times (5-2) in 2020.

SWANSEN NEARING ALL-TIME HOME RUN LIST

- With 29 career homers in his time at Nebraska, Gabe Swansen needs six more homers in 2025 to reach the top 10 in career home runs by a Husker.
- In his time in Lincoln, Swansen has hit .268 at the plate with 23 doubles, 29 home runs, 99 RBI and 73 runs scored in 123 career games.
- The Johnston, Iowa, native paced the Husker offense in the postseason last year, hitting .500 (19-of-38) with six doubles, seven homers, 16 RBI and 10 runs scored in NU's nine postseason games in the Big Ten Tournament and Stillwater Regional.

Rank	Player (Seasons)	HR
1.	Matt Hopper (2000-03)	64
2.	Bobby Benjamin (1988-90)	48
3.	Dan Johnson (2000-01)	46
4.	Scott Schreiber (2015-18)	44
	Alex Gordon (2003-05)	44

6.	Steve Stanicek (1980-82)	42
7.	Darin Erstad (1993-95)	41
8.	Max Anderson (2021-23)	38
9.	Paul Meyers (1984-86)	36
10.	Ken Harvey (1997-99)	35

YOUTH MOVEMENT ON THE MOUND

- The NU pitching staff has seen four true freshmen put up strong outings to begin their time at Nebraska on the mound this season.
 - Pryce Bender, Colin Nowaczyk, Gavin Blachowicz and Blake Encarnacion have combined to deal 18.1 innings, allowing just three runs on 14 hits with 14 punchouts and nine walks.
- | Player | IP | H | R | ER | BB | SO |
|-------------------|------|----|---|----|----|----|
| Pryce Bender | 6.1 | 4 | 0 | 0 | 2 | 4 |
| Colin Nowaczyk | 4.1 | 5 | 1 | 1 | 3 | 4 |
| Gavin Blachowicz | 6.2 | 5 | 2 | 2 | 3 | 5 |
| Blake Encarnacion | 1.0 | 0 | 0 | 0 | 1 | 1 |
| TOTAL | 18.1 | 14 | 3 | 3 | 9 | 14 |

BATS IN THE NEBRASKA LINEUP

- Devin Nunez is slashing .348/.400/.543 with a team-leading three homers, 10 RBI and eight runs scored in 14 games, including 10 starts this season.
- Cayden Brumbaugh has scored a team-high 15 runs and is second on the team with a .324 batting average while tallying a team-high seven multi-hit contests this season.
- Case Sanderson is hitting .250 with a pair of doubles and has drawn a team-leading 12 walks this season, while Will Jesske is batting .250 with two doubles, a triple and six runs scored on the year.
- Dylan Carey has a team-high five doubles and is second on the team with seven extra-base hits this season, followed by Gabe Swansen with three doubles, five extra-base hits and a team-leading 14 RBI.
- Joshua Overbeek and Rhett Stokes have split time in the lineup this season. Overbeek has doubled three times and scored seven runs, while Stokes has pieced together a pair of multi-hit performances this year.
- Max Buettenback is one of six Huskers with multiple homers on the year, homering twice this season and scoring nine runs in 35 at-bats.
- Cael Frost has appeared in 16 games, making 14 starts, and has reached base safely in 15 of 16 games.

HUSKERS IN THE PEN

- Luke Broderick has appeared in five games for the NU bullpen, picking up three saves against No. 16 Vanderbilt, Washington and Wichita State.
- Drew Christo has appeared in a team-high eight relief appearances and struck out a season-high six hitters in three one-run innings against Washington earlier this season.
- Jalen Worthley and Caleb Clark are tied for second on the team with seven appearances. Worthley is 1-0 in eight innings of work, while Clark has pitched 5.2 innings, allowing just two earned runs across seven appearances.
- Casey Daiss has dealt three scoreless frames across two appearances this season, while Ryan Harrahill has toed the rubber four times this season, pitching three innings for the Big Red on the year.
- Freshmen Pryce Bender, Colin Nowaczyk, Gavin Blachowicz and Blake Encarnacion have combined to allow just three runs in 18.1 innings in their debut season at Nebraska.
- Grant Cleavinger tallied a season-high four punchouts in 1.2 innings of action in last week's matchup vs. Wichita State in Lincoln.

BRODERICK NAMED TO STOPPER OF THE YEAR WATCH LIST

- Junior closer Luke Broderick earned a spot on the National Collegiate Baseball Writers Association's Stopper of the Year Preseason Watch List, the organization announced last week. The award is given to the top relief pitcher in Division I Baseball each season.
- Broderick, a right-hander from Omaha, Neb., is one of 76

players on the list. The right-hander spent two seasons as a starter at Iowa Western CC before coming to Lincoln and transitioning into a closer in the fall.

- Broderick was one of 24 players selected to the USA NJCAA All-Star Team last summer, helping Team USA to a championship appearance at the historic Honkbalweek Haarlem. The Omaha, Neb., native allowed just three hits and didn't give up a run with six punchouts and two walks in a 3.1-inning outing for the Stars and Stripes.
- In his two years with the Reivers, Broderick posted an 8-1 record with a 5.75 ERA and 69 strikeouts in 56.1 innings across 21 appearances, including 15 starts. Broderick earned all-conference recognition after going 7-1 with a 3.21 ERA and 56 strikeouts in 42 innings in 2024.

BIG RED ON THE RISE

- Nebraska is the only P4 program and one of four teams nationally to record at least a seven-win improvement in each of the last two seasons.
- The Huskers saw a 10-win improvement in 2023 after improving their win total by seven and compiling a 40-22 overall record last season.

Team	2022	2023	2024
Austin Peay (ASUN)	19	26 (+7)	35 (+9)
Nebraska (Big Ten)	23	33 (+10)	40 (+7)
Sacred Heart (NEC)	12	28 (+16)	35 (+7)
UC Davis (Big West)	6	17 (+11)	29 (+12)

ROB CHILDRESS PITCHING FACTORY

- Proven to be one of the nation's top pitching coaches at the collegiate level, Rob Childress has produced 25 All-Americans and 40 top-10 round draft picks in his 25 seasons directing the pitching at Nebraska and Texas A&M.
- Under his tutelage, 80 pitchers have been drafted or signed as free agents during his time with the Huskers and Aggies.
- Childress' pitching staffs have finished in the top-15 in the country in ERA eight times since 2000, including top-three finishes on three occasions. Five of his pitching staffs have finished in the top-25 nationally in strikeouts per nine innings since 2010, including four times in the top 10.
- In his nine seasons at the helm of the NU pitching staff, the Huskers have produced six of the top 10 single-season strikeout totals in school history, including a school-record 538 strikeouts in 2005. The NU pitchers fell 11 punchouts shy of tying the school record last season, compiling the second-most strikeouts in program history with 527 strikeouts in 2024.
- Childress' pitching staffs have completed 11 seasons with a walks-per-innings below three, including a season-low 2.51 walks/9 inn. at Nebraska in 2000 and Texas A&M in 2011.

Category (26 Seasons with NEB/TAMU)	Stat
ERA	3.57
Strikeouts/9 inn.	7.8
Hits/9 inn.	8.3
Walks/9 inn.	2.89
Strikeout-to-Walk Ratio	2.71
Strikeouts/Season	490.6

HUSKERS BY MONTH IN 2025

	Feb.	March	April	May
Records	3-4	3-7	--	--
Runs	34	49	--	--
Runs/Game	4.9	4.9	--	--
Opp. Runs/Game	4.6	6.5	--	--
Hits	50	83	--	--
Hits/Game	7.1	8.3	--	--
ERA	4.35	6.00	--	--
Strikeouts	60	93	--	--
Strikeouts/Game	8.6	9.3	--	--

FOUR HUSKERS AMONG THE NATIONAL LEADERS

- As of March 17, four Huskers rank among the top 50 nationally in six individual offensive and pitching statistics.

Category	Value	B1G	NCAA
Ty Horn			

Games Started	5	1st	13th
<u>Dylan Carey</u>			
Sacrifice Flies	3	6th	36th
<u>Luke Broderick</u>			
Saves	3	3rd	37th
<u>Will Walsh</u>			
Strikeout-to-Walk Ratio	9.67	2nd	21st
WHIP	0.80	2nd	20th
Walks Allowed/9 inn.	1.03	2nd	21st

BIG RED AMONG THE NATIONAL LEADERS

- Nebraska ranks among the Big Ten leaders and top 50 nationally in two statistical categories as of March 17.

Category	Value	B1G	NCAA
Strikeout-to-Walk Ratio	2.69	2nd	34th
Walks Allowed/9 inn.	3.52	1st	30th

MINING THE JUNIOR COLLEGE RANKS

- Of the 40 Husker on this year's squad, 13 Huskers spent time playing at least one season at the junior college level at some point prior to arriving in Lincoln.
- Two players hail from Barton County CC and Iowa Western CC, while Cisco College, Hutchinson CC, Kirkwood CC, New Mexico Military Institute, Pasco Hernandez JC and Weatherford JC all had one Husker come through their respective programs.

HUSKERS SEEK SEVENTH NCAA REGIONAL SINCE 2014

- The Big Red look to continue their recent trend of qualifying for the NCAA Tournament. NU has made it to the NCAA Regional in six of the last 10 seasons (2014, 2016, 2017, 2019, 2021, 2024) (2020 not included due to COVID-19).

STARS IN THE MAKING

- Nebraska has nine players ranked in D1Baseball's Top MLB Draft Prospects and Impact Freshmen rankings in the Big Ten.

Top Big Ten Prospects - 2025 Draft Eligible

- Mason McConnaughey - No. 9
- Luke Broderick - No. 12
- Case Sanderson - No. 13
- Dylan Carey - No. 27

Top Big Ten Prospects - 2026 Draft Eligible

- Ty Horn - No. 5
- Carson Jasa - No. 23
- Tucker Timmerman - No. 26

Top 20 Impact Freshmen List

- Pryce Bender - No. 11
- J'Shawn Unger - No. 17

FIVE HUSKERS IN D1BASEBALL POSITION RANKINGS

- Nebraska had five players listed in D1Baseball's Preseason Player Rankings released throughout the month of February.
- Cael Frost and Gabe Swansen were ranked No. 27 and 95, respectively, in the list of the top 100 outfielders. Frost batted .343 with 21 homers and 59 RBI as the Summit League Player of the Year at South Dakota State last season, while Swansen hit .327 at the plate with eight home runs and 22 RBI in 34 games in 2024.
- Mason McConnaughey checked in at No. 14 in the top 150 starting pitchers after going 9-3 with a 3.45 ERA and 91 strikeouts in 73 innings last season.
- Luke Broderick and Drew Christo were ranked No. 84 and 95, respectively, in the list of the top 100 relievers. Broderick comes to Lincoln after spending the last two years at Iowa Western CC, while Christo went 3-3 with a save and a 4.62 ERA in 17 appearances in 2024.

HOME OF THE HUSKERS



On July 30, 1999, the University of Nebraska, the City of Lincoln and NEBCO Inc. announced plans to construct two new stadiums, an 8,500-seat ballpark for the Husker baseball program and the Saltdogs - marking professional baseball's return to the Star City for the first time in 40 years - and a 2,500-seat softball stadium located next door.

In March of 2000, Howard and Myrna Hawks guaranteed the University's commitment to the baseball/softball project, enabling Nebraska to move forward on the complex on schedule. An avid supporter of the Husker baseball program, Myrna Hawks never had the opportunity to see the finished product, as she passed away on Jan. 24, 2001. In her honor, the playing surface was named Hawks Field in February of 2002 and was formally dedicated on April 28, 2002, before a doubleheader against Kansas.

TOP 10 SINGLE-GAME ATTENDANCE

No.	Opponent (Date)	Attendance
1.	Texas A&M (April 14, 2006)	8,757
2.	Miami (June 11, 2005)	8,711
3.	Texas A&M (May 9, 2008)	8,708
4.	Kansas (April 19, 2008)	8,697
5.	Creighton (June 4, 2005)	8,662
6.	Texas (April 21, 2007)	8,656
7.	UC Irvine (May 31, 2008)	8,646
8.	Oklahoma (May 21, 2006)	8,613
9.	Richmond (June 9, 2002)	8,569
10.	Texas (April 8, 2005)	8,485

TOP 10 CONFERENCE SERIES ATTENDANCE

No.	Opponent (Date)	Attendance
1.	Oklahoma (May 19-21, 2006)	25,175
2.	Texas A&M (April 13-15, 2006)	24,490
3.	Texas (April 8-10, 2005)	22,595
4.	Texas (April 20-22, 2007)	21,898
5.	Maryland (April 7-9, 2017)	19,705
6.	Indiana (May 10-12, 2024)	19,552
7.	Kansas State (May 20-22, 2005)	19,302
8.	Iowa (April 14-16, 2017)	18,931
9.	Baylor (May 16-18, 2003)	18,358
10.	Texas Tech (April 4-6, 2008)	18,320

TOP 10 NON-CONFERENCE SERIES ATTENDANCE

No.	Opponent (Date)	Attendance
1.	Richmond (June 7-9, 2002)	25,524*
2.	FGCU (March 13-15, 2015)	17,083
3.	Miami (June 10-11, 2005)	17,019**
4.	Arizona State (May 10-12, 2019)	16,153
5.	Texas A&M-CC (March 18-20, 2022)	15,480
6.	Alabama (March 10-12, 2006)	14,885
7.	Texas (March 27-29, 2015)	14,866
8.	Nevada (April 26-28, 2018)	14,669
9.	College of Charleston (March 17-19, 2017)	14,653
10.	BYU (April 14-16, 2022)	14,606#

* - Three-game series in Lincoln Super Regional

** - Two games of Lincoln Super Regional

- Four-game series played in three dates

TRACKING THE OPPONENTS

School (Conference)	Record	RPI
UC Irvine (Big West)	14-5	92
Vanderbilt (SEC)	15-5	16
San Diego State (Mountain West)	6-14	247
Grand Canyon (WAC)	12-8	73
Louisiana (Sun Belt)	9-12	111
Sam Houston (CUSA)	4-15	241
LSU (SEC)	20-1	58
Kansas State (Big 12)	12-7	45
Omaha (Summit League)	5-13	130
South Dakota State (Summit League)	2-13	296
Washington (Big Ten)	8-12	173
Wichita State (AAC)	7-12	187
UCLA (Big Ten)	16-4	13
Pepperdine (WCC)	4-14	211
USC (Big Ten)	11-8	67
Oregon State (Independent)	15-3	29
Creighton (Big East)	10-5	31
Rutgers (Big Ten)	9-11	166
Kansas (Big 12)	17-3	44
Iowa (Big Ten)	8-8	160
Northwestern (Big Ten)	8-10	181
Maryland (Big Ten)	10-10	98
Minnesota (Big Ten)	8-10	17
Michigan (Big Ten)	11-8	60
Purdue (Big Ten)	17-2	88

HUSKERS IN THE PROS

HUSKERS IN THE MLB

Player	Pos.	Team
Aaron Bummer	LHP	Atlanta Braves
Jake Meyers	OF	Houston Astros
Cade Povich	LHP	Baltimore Orioles
Spencer Schwellenbach	RHP	Atlanta Braves
Matt Waldron	RHP	San Diego Padres



MAJOR LEAGUE BASEBALL®

HUSKERS IN THE MINOR LEAGUE

Player	Pos.	Team
Max Anderson	INF	Erie SeaWolves
Jace Kaminska	RHP	Fresno Grizzlies
Brice Matthews	INF	Sugar Land Space Cowboys
Jake McSteen	LHP	Mississippi Braves
Emmett Olson	LHP	Beloit Sky Carp
Shay Schanaman	RHP	Rome Emperors

*As of end of 2024 season



BOLIN, BRODERICK DON THE STARS AND STRIPES

• Juniors Robby Bolin and Luke Broderick helped the USA NJCAA All-Star Team to a championship appearance at the historic Honkbalweek Haarlem last summer.

• Bolin earned recognition as Team USA's best hitter of the tournament after swiping a tournament-high five stolen bases and hitting .391 at the plate with nine hits, an RBI and six runs scored in the tournament's seven games.

• Broderick appeared in one game for the Stars and Stripes in a 3.1-inning outing, allowing just three hits and didn't give up a run while compiling six strikeouts and two walks.

2025 BIG TEN PRESEASON POLL

• Nebraska was picked to finish second in the 2025 Big Ten Preseason Poll, the league office announced this week.

• Oregon was chosen as the league's favorite, coming off consecutive super regional appearances in 2023 and 2024.

• The Big Red were selected for a runner-up finish, followed by Indiana, UCLA, Michigan and USC.

Rank	School	2024 Record (B1G)
1.	Oregon	40-20
2.	Nebraska	40-22 (16-8)
3.	Indiana	33-26-1 (15-9)
4.	UCLA	19-33
5.	Michigan	32-28 (14-10)
6.	USC	31-28

MAJOR LEAGUE FAMILIES

• Several members of the 2025 Husker roster have family members who have reached The Show or have heard their name called in the Major League Baseball Draft.

Player	Relative	Organization
Brumbaugh	Cliff (Father)	Rangers/Rockies
Carey	Dave (Grandfather)	Expos
	Dan (Great Uncle)	Mets
	Scott Fries (Cousin)	Cubs
Cleavinger	Garrett (Brother)	Rays
Harrahill	Dwight Siebler (3rd Cousin)	Twins
Lewis	Peyton (Father)	Blue Jays
	Tyson (Brother)	Reds

BIG RED FAMILY CONNECTION

• Four Huskers on the NU roster have had at least one family member compete in a sport at Nebraska.

• Max Buettenback and Drew Christo have relatives who played on the gridiron for the Big Red, while Dylan Carey and Ryan Harrahill each have a family member who competed for the NU baseball program.

Player	Relative	Sport
Buettenback	Ben (Father)	Football
	Matt Vrzal (Uncle)	Football
Carey	Scott Fries (Cousin)	Baseball
Christo	Monte (Father)	Football
Harrahill	Dwight Siebler (3rd Cousin)	Baseball

TWO HUSKERS TAKEN IN 2024 MLB DRAFT

• The Huskers have at least two players picked in the MLB Draft in eight of the last 10 drafts (excluding shortened 2020 Draft) after Josh Caron and Brett Sears heard their names called in the 2024 MLB Draft.

• Last year's draft marked the third time in the last four drafts that the Huskers had multiple players selected in the top 10 rounds.

• Caron became the highest overall selection of a Husker catcher since 1985 with the fourth-round selection by the Seattle Mariners. The NU junior was one of two catchers nationally to hit at least .300 at the plate with 15-plus homers and 65 runs driven in last season after hitting .308 with 15 doubles, a triple, 16 home runs, 65 RBI and 46 runs for the Huskers in 2024.

• Sears heard his name called with the seventh-round selection by the Atlanta Braves to become the fifth Husker pitcher under head coach Will Bolt to be drafted in the first 10 rounds, joining Spencer Schwellenbach (2nd, 2021), Cade Povich (3rd,

2021), Emmett Olson (4th, 2023) and Jace Kaminska (10th, 2023). The unanimous Second-Team All-American was the Big Ten's Pitcher of the Year and a First-Team All-Big Ten selection after posting a 9-1 record with a 2.16 ERA and 101 punchouts in 104 innings.

NU AMONG NATION'S BEST IN ATTENDANCE

• Nebraska has led the Big Ten in attendance every season since joining the Big Ten in 2012 and ranks ninth nationally in average attendance in the last 13 seasons with 4,207 fans per game.

• The Big Red have ranked in the Top 20 in average attendance in each season since 2012, climbing as high as sixth in 2017 and 2021.

• The Huskers have finished in the top 15 in average attendance in every season since 2015, joining LSU, Ole Miss, Arkansas, South Carolina, Mississippi State, Texas and Florida as the only eight programs to accomplish the feat.

Rank	Team	Avg. Attendance Since 2012
1.	LSU (SEC)	10,197
2.	Ole Miss (SEC)	8,634
3.	Arkansas (SEC)	8,422
4.	Mississippi State (SEC)	8,113
5.	South Carolina (SEC)	6,591
6.	Texas (SEC)	5,543
7.	Texas A&M (SEC)	4,765
8.	Florida State (ACC)	4,239
9.	Nebraska (Big Ten)	4,207
10.	Clemson (ACC)	4,171



N HEAD COACH WILL BOLT 7

One of the catalysts in Nebraska baseball's rise to national prominence in his playing days, Will Bolt returned to his alma mater as former athletic director Bill Moos named Bolt the 24th head coach of the Husker baseball program on June 14, 2019. He enters his sixth season at the helm in 2025.

Bolt captained the Huskers' first two College World Series teams in 2001 and 2002, and has 16 years of NCAA Division I coaching experience, having served in assistant coaching roles at Texas A&M and Nebraska. Bolt also spent four years as the head coach at Texarkana College.

NEBRASKA HEAD COACH

Bolt guided the Huskers to their first Big Ten Tournament title in program history after the Huskers fought off elimination five times with a perfect 5-0 mark, including a 2-1 win over Penn State in the Big Ten Championship game. The Huskers made their 18th NCAA Tournament appearance in program history and posted a 40-22 overall record, as the Big Red reached the 40-win mark for the first time since 2014 and the 19th time in program history.

Along with the Big Ten Tournament run, Brett Sears was a unanimous Second-Team All-American and was named the Big Ten's Pitcher of the Year before getting drafted by the Atlanta Braves in the seventh round of the MLB Draft. Josh Caron was selected in the fourth round by the Seattle Mariners, becoming the highest overall selection of a Husker catcher since 1985.

In 2023, the Huskers had four players picked in the first 10 rounds of the MLB Draft for the first time since 2005. Fueled by Second-Team All-American Max Anderson and first-round draft pick Brice Matthews, the Nebraska offense belted a school-record 97 home runs. Anderson became the first Husker since 2001 to hit above .400 at the plate with a .414 batting average while hitting the fifth-most homers in program history with 21 last season. Matthews became the first player in program history and second player all-time in the Big Ten to record 20 home runs and 20 stolen bases in a season.

The 2021 Big Ten Coach of the Year, Bolt guided Nebraska to its second Big Ten regular-season championship in 2021. The Huskers compiled a 34-14 record, including a 31-12 record in Big Ten play, with NU capturing the league crown by 3.5 games. Nebraska also advanced to its first regional final since 2007 while posting a 3-2 record in the NCAA Fayetteville Regional.

In addition to Bolt's coaching accolade, NU counted the Big Ten Player of the Year in Spencer Schwellenbach, the Big Ten Freshman of the Year in Max Anderson and four first-team All-Big Ten honorees -- its most since joining the league. Schwellenbach was also tabbed the John Olerud Two-Way Player of the Year and a first-team All-American, and Anderson picked up Freshman All-America recognition.

Three NU hurlers were selected in the 2021 MLB Draft, with Schwellenbach in the second round (59th overall) by the Atlanta Braves, Cade Povich going in the third round (98th overall) by the Minnesota Twins and Cam Wynne picked in the 20th round by the Philadelphia Phillies.

Bolt and his coaching staff have done impressive work in recruiting since their arrival in Lincoln. The Huskers' 15-member 2021 recruiting class, which included a trio of top-200 prospects, was ranked 20th by Perfect Game, 21st by Baseball America and 36th by Collegiate Baseball.

Nebraska's 2020 season -- Bolt's first at the helm -- was cut short due to the COVID-19 pandemic.

TEXAS A&M ASSISTANT COACH

Bolt spent five seasons as an assistant coach at Texas A&M under former NU assistant Rob Childress. In that span, the Aggies went 219-98-1 (.690) with five straight NCAA Regional appearances, three Regional titles, an SEC Tournament title in 2016 and an appearance in the 2017 College World Series.

Bolt's primary functions on the Aggie staff included coordinating the offensive game, mentoring the infielders and serving as third base coach. The Aggies finished in the top-25 nationally in batting average twice under his tutelage, and finished in the top five of the SEC in hitting or runs scored in four of his five seasons with the Aggies. He tutored 12 hitters who were selected in the MLB Draft during his tenure in College Station, including six players selected in the top-10 rounds, and seven players who earned first- or second-team All-SEC honors.

In 2019, the Aggie offense was led by Braden Shewmake, who was the No. 21 overall selection in the Major League Baseball Draft by the Atlanta Braves. Shewmake hit .313 with six homers, 47 RBI and 45 runs scored en route to becoming the school's first MLB first-round pick since 2012. The Aggies won 39 games and reached the championship game of the Morgantown Regional.

In 2018, the Aggies went 40-22 and reached an NCAA Regional behind the emergence of Michael Helman, who finished 15th in the nation in hits (92), and logged a .369 batting average, .451 on-base percentage and 61 runs to rank in the top 50 nationally.

The Aggies made a run to the College World Series in 2017, finishing the season with a 41-23 mark behind the rise of Shewmake, who earned All-America honors and was named National Freshman of the Year and SEC Freshman of the Year after hitting .328 with 11 homers and 69 RBI.

Bolt guided a prolific Texas A&M offense to 49 runs and an SEC Tournament title in 2016, as the Aggies led the SEC in batting average, runs scored, hits, home runs, on-base percentage and slugging percentage while ranking in the top-25 nationally in seven categories, including hits (712, second), runs (471, ninth), batting average (.311, 15th), doubles (129, 20th), home runs (62, 22nd), slugging percentage (.467, 22nd) and scoring offense (7.2 runs per game, 23rd). The Aggies were led by All-American Boomer White, who hit .386 with five homers, 46 RBI and 49 runs scored while striking out just 16 times in 259 plate appearances en route to SEC Player-of-the-Year honors.

Bolt made an immediate impact for the Texas A&M offense in his first season, as the Aggies ranked second in the SEC in hitting (.299) and third in runs scored (6.6) during his first season in College Station. The Aggies opened the season with an SEC-record

PLAYING CAREER

1999-02 Nebraska

COACHING CAREER

2005	Nebraska	Volunteer Assistant
2006-07	Texas A&M	Volunteer Assistant
2008-11	Texarkana College	Head Coach
2012-14	Nebraska	Assoc. Head Coach
2015-19	Texas A&M	Assistant Coach
2020-Pres.	Nebraska	Head Coach

YEAR-BY-YEAR COACHING RECORD

Yr.	Record	Pct.	Conf.	Postseason
2020	7-8	.467	-	-
2021	34-14	.708	31-12	NCAA Regional
2022	23-30	.434	10-14	-
2023	33-23-1	.588	15-9	-
2024	40-22	.645	16-8	NCAA Regional
2025	7-11	.389	1-5	-

COACHING HONORS

2021 Big Ten Coach of the Year

NCAA TOURNAMENTS

NEBRASKA

- » 2005 College World Series
- » 2014 NCAA Regional
- » 2021 NCAA Regional
- » 2024 NCAA Regional

TEXAS A&M

- » 2007 NCAA Super Regional
- » 2015 NCAA Super Regional
- » 2016 NCAA Super Regional
- » 2017 College World Series
- » 2018 NCAA Regional
- » 2019 NCAA Regional

CONFERENCE CHAMPIONSHIPS

NEBRASKA

- » 2021 Big Ten Regular Season Champions
- » 2005 Big 12 Regular Season Champions
- » 2005 Big 12 Tournament Champions
- » 2024 Big Ten Tournament Champions

TEXAS A&M

- » 2007 Big 12 Tournament Champions
- » 2016 SEC Tournament Champions

24-game win streak on their way to a 50-win season and a Super Regional appearance. That year, the Aggies ranked among the national leaders in home runs (third, 70), hits (655, seventh), runs (424, 15th) and slugging percentage (.457, 15th).

NEBRASKA ASSOCIATE HEAD COACH

Bolt was associate head coach for the Huskers from 2012 to 2014, serving under Darin Erstad. Bolt tutored four players to first-team All-Big Ten honors, including two-time selections Chad Christensen, Michael Pritchard and Pat Kelly.

Nebraska was one of the top offenses in the Big Ten during his final year in Lincoln in 2014, ranking 19th nationally in hits (623), 30th in triples (19) and 31st in batting average (.293) as Nebraska won 41 games and reached the NCAA Tournament for the first time since 2008. Nebraska's defense was also one of the best units in the country. With new starters at first base, third base, shortstop, left field and center field, the Huskers ranked 21st in the country with a .976 fielding percentage.

Under Bolt's watch in 2013, Nebraska's defense turned in its best performance in school history. The Huskers ranked second in the nation with a .981 fielding percentage, setting school and Big Ten records. The Husker offense improved under Bolt's tutelage in 2013, ranking in the top three in the Big Ten in eight offensive categories. In conference play, the Huskers led the conference in batting average (.335), on-base percentage (.401), runs (180), hits (307) and RBIs (159).

In Bolt's first season at Nebraska in 2012, he helped raise the team batting average by 45 points, as the Huskers ranked eighth nationally with a .315 clip as a squad. NU was eighth nationally in scoring offense, leading the Big Ten with 7.1 runs per game, while also topping the conference in homers (47), on-base percentage (.384) and runs scored (413). Pritchard, a third-team All-American, was one of six Husker hitters to earn all-conference recognition.

TEXARKANA COLLEGE HEAD COACH

Before joining Erstad's staff, Bolt served four years as head coach at Texarkana College from 2008 to 2011. He led the Bulldogs to a pair of Region XIV championships during his four-year stint. Bolt guided the Bulldogs to back-to-back Region XIV championships (2009 and 2010) during a stretch of four straight Regional Tournament appearances and four 30-plus win seasons. Bolt, who was 140-82 (.631) at Texarkana, helped over 20 players sign with Division I schools.

TEXAS A&M VOLUNTEER ASSISTANT COACH

Bolt headed back to his home state in 2006 and spent two seasons as a volunteer assistant coach at Texas A&M. In 2007, he was on staff when the Aggies advanced to the Super Regionals, while producing a 49-18 overall record and claiming the program's first Big 12 Tournament title. In College Station, Bolt specialized in infield work and helped tutor All-Americans Brandon Hicks and Blake Stouffer, who were each drafted in the first five rounds of the MLB Draft.

NEBRASKA VOLUNTEER ASSISTANT COACH

Bolt began his collegiate coaching career as a volunteer assistant at Nebraska in 2005, working with the Husker infielders and hitters. Behind National Player of the Year Alex Gordon, the Huskers compiled a school-record 57 wins and swept the Big 12 regular-season and Tournament championships. Nebraska finished the season with a then-school record .975 fielding percentage and included an infield that featured Gordon, first-team All-Big 12 performer Curtis Ledbetter and Joe Simokaitis, a second-team All-Big 12 pick.

NEBRASKA PLAYING CAREER

A member of Dave Van Horn's first recruiting class, Bolt was a four-year starter and team captain on Nebraska's 2001 and 2002 College World Series teams. The infielder played an instrumental role in helping Nebraska to four NCAA Regionals, three Super Regionals and back-to-back College World Series appearances.

Bolt was the Minneapolis Regional MVP as a sophomore, hitting .545 in three games to lead the Big Red to its first-ever NCAA Regional title. The following year, Bolt made one of the most memorable plays in school history, catching the final out of the 2001 Super Regional against Rice to send the Big Red to its first-ever College World Series.

Bolt finished his career holding six school records, including games played (251), games started (242), at-bats (922), hits (281), doubles (56) and assists (639). Bolt remains in the school's top five in several categories, including doubles (first, 56), games played (second, 251), assists (second, 639), hits (third, 281) and runs scored (fifth, 197).

Following his playing career, he began his coaching career as a graduate manager at Nebraska in 2004 before serving as head coach for the Parkville Sluggers (M.I.N.K. League) the following summer.

PERSONAL

A native of Conroe, Texas, Bolt and his wife, Lauren, were married in July 2005. They have two sons, Jaxon and Austin, and one daughter, Bella. Bolt graduated from Nebraska in 2003 with a degree in communication studies before earning his master's degree in 2006. Lauren graduated from Nebraska in 2005 with a degree in journalism.

COACHING STAFF



Will Bolt
Head Coach
Dugout



Lance Harvell
Assistant Coach
1st Base/Dugout



Rob Childress
Assistant Coach
Mound Visits/Dugout



Mike Sirianni
Assistant Coach
3rd Base/Dugout

NEBRASKA IN 2025

	Overall	B1G
Overall	7-11	1-5
Home	3-2	1-2
Away	1-6	0-3
Neutral	3-3	0-0
Non-Conference	6-6	---
vs. Ranked Opponent	1-1	0-0
Day Games	1-10	1-4
Night Games	6-1	0-1
vs. Left-Handed Starter	4-2	0-0
vs. Right-Handed Starter	3-9	1-5
1-Run Games	1-0	0-0
2-Run Games	1-2	0-1
5+ Run Games	4-5	0-2
Extra Innings	0-0	0-0
Shutouts	1-0	0-0
Scoring 0-2 Runs	0-4	0-1
Scoring 3-5 Runs	1-5	0-4
Scoring 6-9 Runs	4-2	1-0
Scoring 10+ Runs	2-0	0-0
Opp. 0-2 Runs	4-0	1-0
Opp. 3-5 Runs	3-4	0-2
Opp. 6-9 Runs	0-2	0-1
Opp. 10+ Runs	0-5	0-2
Score in 1st Inning	5-3	0-1
Opp. Score in 1st Inning	1-4	0-1
Score First	7-5	1-3
Opp. Score First	0-6	0-2
After 6 Innings:		
Leading	7-2	1-1
Trailing	0-7	0-3
Tied	0-2	0-1
After 7 Innings:		
Leading	7-0	1-0
Trailing	0-10	0-5
Tied	0-1	0-0
After 8 Innings:		
Leading	7-0	1-0
Trailing	0-11	0-5
Tied	0-0	0-0
Hit 0 Home Runs	2-6	0-2
Hit 1 Home Run	3-4	0-3
Hit 2+ Home Runs	2-1	1-0
Opp. 0 Home Runs	4-3	1-0
Opp. 1 Home Run	3-4	0-2
Opp. 2+ Home Runs	0-4	0-3
Made 0 Errors	5-4	0-1
Made 1 Error	1-4	0-2
Made 2+ Errors	1-3	1-2
Opp. 0 Error	2-4	0-2
Opp. 1 Error	1-6	0-2
Opp. 2+ Errors	4-1	1-1
Out-Hit Opp.	6-1	1-1
Out-Hit by Opp.	1-10	0-4
Hits are tied	0-0	0-0

BY MONTH

February	3-4	0-0
March	3-7	1-5
April	0-0	0-0
May	0-0	0-0

BY DAY

Monday	0-1	0-0
Tuesday	1-0	0-0
Wednesday	1-0	0-0
Thursday	0-0	0-0
Friday	1-2	0-1
Saturday	1-5	0-3
Sunday	2-1	1-1

BY UNIFORM

Cream	1-0	0-0
White	0-2	0-1
Pinstripes	1-0	1-0
Grey	1-3	0-2
Red	3-4	0-2

No.	Player	Yr.	Pos.	Ht.	Wt.	B/T	Hometown / Previous School(s)
0	Cayden Brumbaugh	RJr.	UTIL	5-11	195	R/R	Edmond, Okla. / Sante Fe/ Oklahoma State
1	Riley Silva	Sr.	OF	6-0	190	L/R	Cambridge, Ontario / Barton County CC
4	Joshua Overbeek	Sr.	INF	6-1	210	S/R	Cincinnati, Ohio / Anderson / Pitt / Cisco College
5	Robby Bolin	Jr.	OF	6-2	205	L/L	Topeka, Kan. / Washburn Rural / Bart County CC
6	Pryce Bender	Fr.	RHP	6-3	185	R/R	Edmond, Okla. / Edmond North HS
9	Rhett Stokes	Sr.	INF	5-10	195	R/R	Roswell, N.M. / Roswell / New Mexico Military Institute
10	Hogan Helligso	Sr.	C	6-0	195	R/R	Elkhorn, Neb. / Elkhorn South / Creighton
11	Max Buettenback	So.	UTIL	6-2	215	L/R	Lincoln, Neb. / Lincoln Southeast
12	Cael Frost	Sr.	OF	6-0	200	L/R	Gilbertville, Iowa / Don Bosco Catholic / Kirkwood CC / South Dakota State
13	Will Jesske	So.	UTIL	5-11	210	R/R	Lincoln, Neb. / Lincoln Southeast
14	Case Sanderson	So.	UTIL	6-2	215	L/L	Nevada, Mo. / Nevada
15	Dylan Carey	Jr.	INF	6-3	210	R/R	Castle Rock, Colo. / Ponderosa
16	Devin Nunez	Fr.	INF	5-11	180	L/R	Navasota, Texas / Navasota HS
17	Hayden Lewis	RSO.	OF	6-1	205	L/L	Yutan, Neb. / Yutan HS
18	Kanon Sundgren	Jr.	C	6-1	185	R/R	Silsbee, Texas / Silsbee HS / Weatherford JC
20	Ty Horn	So.	RHP	6-2	200	L/R	Halstead, Kan. / Eisenhower
21	Jaron Cotton	Jr.	INF	6-3	200	R/R	Leander, Texas / Leander HS / Barton County CC
23	Blake Encarnacion	Fr.	RHP	6-4	210	R/R	Friendswood, Texas / Friendswood HS
24	Caleb Clark	Jr.	LHP	6-2	210	L/L	Orillia, Ontario / Orillia Secondary School
25	Drew Christo	Sr.	RHP	6-5	240	R/R	Elkhorn, Neb. / Elkhorn
26	TJ Coats	So.	RHP	6-3	220	R/R	Overland Park, Kan. / Blue Valley Southwest HS / Cloud County CC
28	Luke Broderick	Jr.	RHP	6-3	215	R/R	Omaha, Neb. / Mount Michael Benedictine / Iowa Western CC
30	Will Walsh	RSr.	LHP	6-4	220	L/R	Leawood, Kan. / Rockhurst HS
32	Tucker Timmerman	So.	RHP	6-3	220	R/R	Beatrice, Neb. / Beatrice HS
33	Jackson Brockett	Sr.	LHP	6-1	205	L/L	Omaha, Neb. / Elkhorn South / Buford HS (Ga.)
34	Colin Cymbalista	Jr.	C	6-0	200	R/R	Pickering, Ontario / St. Mary's Catholic Secondary School / Hutchinson CC
35	Ryan Harrahill	So.	RHP	6-4	225	R/R	Elkhorn, Neb. / Elkhorn North HS
36	Grant Cleavinger	Jr.	LHP	6-5	225	L/L	Lawrence, Kan. / Lawrence HS / Tulane
37	J'Shawn Unger	Fr.	RHP	6-5	225	R/R	Blair, Neb. / Blair HS
39	Carson Jasa	RFr.	RHP	6-7	225	R/R	Thornton, Colo. / Faith Christian Academy
41	Chase Olson	Fr.	LHP	5-11	180	L/L	Raymore, Mo. / Raymore-Peculiar HS
42	Jalen Worthley	Jr.	LHP	5-10	185	L/L	Lincoln, Neb. / Lincoln East HS
43	Aiden Lieser	Fr.	RHP	6-2	215	L/R	Lino Lakes, Minn. / Centennial HS
44	Gabe Swansen	Sr.	OF	6-0	200	R/R	Johnston, Iowa / Johnston HS
45	Casey Daiss	Sr.	RHP	6-4	210	R/R	Webster, Fla. / Pasco Hernandez JC
46	Aiden White	Fr.	LHP	6-2	210	L/L	Prosper, Texas / Prosper HS
47	Colin Nowaczyk	Fr.	LHP	6-1	190	L/L	Elkhorn, Neb. / Elkhorn North HS
50	Gavin Blachowicz	Fr.	RHP	6-3	205	L/R	Olathe, Kan. / Olathe South HS
51	Mason McConnaughey	Jr.	RHP	6-3	220	R/R	Topeka, Kan. / Seaman HS / Cloud County CC
55	Tyler Stone	Sr.	INF	6-3	240	L/R	Scottsdale, Ariz. / Chaparral HS / Gonzaga / Iowa Western CC

COACHING & SUPPORT STAFF

7	Will Bolt	Head Coach
22	Lance Harvell	Assistant Coach
29	Rob Childress	Assistant Coach
3	Mike Sirianni	Assistant Coach
	Conor Behrens	Dir. of Operations
	Derey Roy	Dir. of Player Development
	Cole Evans	Graduate Manager
	Renee Brinkman	Baseball Office Manager
	Garrett Plumlee	Strength Coach
	Tanner Fowler	Athletic Trainer

PRONUNCIATIONS

Player	Pronunciation
Cayden Brumbaugh	Brum-baw
Hogan Helligso	Hell-ig-so
Max Buettenback	Byoo-ten-back
Kanon Sundgren	like Cannon
Jaron Cotton	Jare-in
Colin Cymbalista	Sim-bull-ista
Grant Cleavinger	Clev-in-jer
Carson Jasa	Yaw-suh
Aiden Lieser	Lee-ser
Casey Daiss	Dice
Colin Nowaczyk	Nuh-VAH-check
Gavin Blachowicz	black-oh-witz

ROSTER BREAKDOWN BY CLASS

- R-Senior (1):** Walsh
- Senior (10):** Brockett, Christo, Daiss, Frost, Helligso, Overbeek, Silva, Stokes, Stone, Swansen
- R-Junior (1):** Brumbaugh
- Junior (10):** Bolin, Broderick, Carey, Clark, Cleavinger, Cotton, Cymbalista, McConnaughey, Sundgren, Worthley
- R-Sophomore (1):** Lewis
- Sophomore (7):** Buettenback, Coats, Harrahill, Horn, Jesske, Sanderson, Timmerman
- R-Freshman (1):** Jasa
- Freshman (9):** Bender, Blachowicz, Encarnacion, Lieser, Nowaczyk, Nunez, Olson, Unger, White

ROSTER BREAKDOWN BY POSITION

- Catcher (3):** Cymbalista, Helligso, Sundgren
- Infielder (6):** Carey, Cotton, Nunez, Overbeek, Stokes, Stone
- Outfielder (5):** Bolin, Frost, Lewis, Silva, Swansen
- Left-Handed Pitcher (8):** Brockett, Clark, Cleavinger, Nowaczyk, Olson, Walsh, White, Worthley
- Right-Handed Pitcher (14):** Bender, Blachowicz, Broderick, Christo, Coats, Daiss, Encarnacion, Harrahill, Horn, Jasa, Lieser, McConnaughey, Timmerman, Unger
- Utility Player (4):** Brumbaugh, Buettenback, Jesske, Sanderson

2025 BIG TEN STANDINGS (THROUGH MARCH 16)

Team	Big Ten Record	Pct.	GB	Overall Record	Pct.	Streak
Oregon	5-1	0.833	-	17-4	0.810	L1
UCLA	5-1	0.833	-	16-4	0.800	W5
Purdue	2-1	0.667	1.5	17-2	0.895	W3
Penn State	4-2	0.667	1	14-4	0.778	L1
Iowa	4-2	0.667	1	10-8	0.556	W2
Indiana	4-2	0.667	1	11-9	0.550	W4
Washington	2-1	0.667	1.5	8-12	0.400	L3
Michigan	4-3	0.571	1.5	11-8	0.579	W1
Illinois/Illinois	1-2	0.333	2.5	10-7	0.588	W1
USC	2-4	0.333	3	11-8	0.579	L1
Maryland	1-2	0.333	2.5	10-10	0.500	L2
Rutgers	1-2	0.333	2.5	9-11	0.450	L1
Minnesota	2-4	0.333	3	8-10	0.444	W1
Northwestern	1-2	0.333	2.5	8-10	0.444	W1
Michigan State	1-3	0.250	3	13-6	0.684	L2
Nebraska	1-5	0.167	4	7-11	0.389	L3
Ohio State	0-3	0.000	3.5	5-12	0.294	L3

SCHEDULE/RESULTS (SUBJECT TO CHANGE)
Tuesday, March 18

Georgetown at Maryland	Western Michigan at Michigan
Milwaukee at Purdue	Evansville at Indiana
St. Bonaventure at Penn State	UIC at Iowa
Nebraska at Pepperdine	Miami (OH) at Ohio State
Indiana State at Illinois	Pacific Lutheran at Washington
Rutgers at Oregon State	USC at Arizona State

Wednesday, March 19

Oakland at Michigan State	Lafayette at Penn State
Nebraska at Pepperdine	St. Thomas at Minnesota
Pacific Lutheran at Washington	

Friday, March 21

Michigan at Purdue	Illinois at Northwestern
Ohio State at Iowa	Michigan State at Penn State
High Point at Minnesota	Rutgers at Oregon
Indiana at UCLA	Nebraska at USC
Maryland at Washington	

Saturday, March 22

Michigan at Purdue	Illinois at Northwestern
Michigan State at Penn State	Ohio State at Iowa
Indiana at UCLA	Nebraska at USC
Rutgers at Oregon	High Point at Minnesota
Maryland at Washington	

Sunday, March 23

Michigan at Purdue	Michigan State at Penn State
Illinois at Northwestern	Ohio State at Iowa
Rutgers at Oregon	High Point at Minnesota
Maryland at Washington	Indiana at UCLA
Nebraska at USC	

RPI RANKINGS (THROUGH MARCH 16)

Rank	Team	Record	Road	Neutral	Home	Non-DI
13.	UCLA	16-4	2-2	2-0	12-2	0-0
17.	Minnesota	8-10	4-5	1-2	3-3	0-0
41.	Oregon	17-4	3-0	0-0	14-4	0-0
60.	Michigan	11-8	3-2	6-4	2-2	0-0
67.	USC	11-8	5-4	0-0	6-4	0-0
87.	Penn State	14-4	9-2	2-1	3-1	0-0
88.	Purdue	17-2	3-1	11-1	3-0	0-0
98.	Maryland	10-10	3-5	4-2	3-3	0-0
126.	Indiana	11-9	3-3	5-4	3-2	0-0
134.	Michigan State	13-6	2-2	11-3	0-1	0-0
141.	Illinois	9-7	2-1	4-5	3-1	1-0
160.	Iowa	8-8	4-3	2-4	2-1	2-0
161.	Nebraska	7-11	1-6	3-3	3-2	0-0
166.	Rutgers	9-11	4-7	0-0	5-4	0-0
173.	Washington	8-12	4-6	3-3	1-3	0-0
181.	Northwestern	8-10	4-7	3-1	1-2	0-0
190.	Ohio State	5-12	0-6	1-5	4-1	0-0

BIG TEN PLAYERS OF THE WEEK

Feb. 17	Player	Logan Sutter, Purdue
	Pitcher	Joseph Dzierwa, Michigan State
	Freshman	Matthew Kouser, Northwestern
Feb. 24	Player	Paxton Kling, Penn State
	Pitcher	Joseph Dzierwa, Michigan State
	Freshman	Burke-Lee Mabeus, Oregon/Grant Govel, USC
March 3	Player	Dominic Hellman, Oregon
	Pitcher	Caden Aoki, USC
	Freshman	Devin Nunez, Nebraska
March 10	Player	Aaron Manias, Purdue
	Pitcher	Aaron Savary, Iowa
	Freshman	Cooper Malamazian, Indiana
March 17	Player	TBA
	Pitcher	TBA
	Freshman	TBA
March 24	Player	
	Pitcher	
	Freshman	
March 31	Player	
	Pitcher	
	Freshman	
April 7	Player	
	Pitcher	
	Freshman	
April 14	Player	
	Pitcher	
	Freshman	
April 21	Player	
	Pitcher	
	Freshman	
April 28	Player	
	Pitcher	
	Freshman	
May 5	Player	
	Pitcher	
	Freshman	
May 12	Player	
	Pitcher	
	Freshman	
May 19	Player	
	Pitcher	
	Freshman	

2025 BIG TEN PRESEASON COACHES POLL

Rank	Team	2024 Overall Record (Big Ten Finish)
1.	Oregon	40-20 (N/A)
2.	Nebraska	40-22 (2nd)
3.	Indiana	33-26-1 (3rd)
4.	UCLA	19-33 (N/A)
5.	Michigan	32-28 (T-4th)
6.	USC	31-28 (N/A)

GAME-BY-GAME DEFENSIVE LINEUP

Opponent	C	1B	2B	3B	SS	LF	CF	RF	DH	SP
vs. UC Irvine	Helligso	Sanderson	Brumbaugh	Stokes	Carey	Swansen	Bolin	Frost	Buettenback	McConnaughey
vs. Vanderbilt	Helligso	Sanderson	Brumbaugh	Overbeek	Carey	Swansen	Silva	Frost	Buettenback	Horn
vs. San Diego State	Jesske	Sanderson	Brumbaugh	Overbeek	Carey	Swansen	Silva	Frost	Buettenback	Walsh
at Grand Canyon	Helligso	Sanderson	Brumbaugh	Overbeek	Carey	Swansen	Silva	Frost	Buettenback	Brockett
at Louisiana	Helligso	Sanderson	Brumbaugh	Stokes	Carey	Swansen	Silva	Buettenback	Jesske	McConnaughey
at Louisiana	Helligso	Sanderson	Stokes	Overbeek	Carey	Swansen	Brumbaugh	Frost	Jesske	Horn
at Louisiana	Jesske	Sanderson	Brumbaugh	Stokes	Carey	Swansen	Silva	Buettenback	Nunez	Walsh
vs. Sam Houston	Helligso	Sanderson	Brumbaugh	Overbeek	Carey	Swansen	Bolin	Frost	Nunez	McConnaughey
vs. LSU	Helligso	Sanderson	Brumbaugh	Overbeek	Carey	Swansen	Silva	Frost	Nunez	Horn
vs. Kansas State	Helligso	Sanderson	Brumbaugh	Stokes	Carey	Swansen	Silva	Frost	Nunez	Brockett
Washington	Helligso	Stone	Stokes	Overbeek	Carey	Swansen	Brumbaugh	Frost	Nunez	Horn
Washington	Jesske	Stone	Stokes	Overbeek	Carey	Swansen	Brumbaugh	Frost	Nunez	Walsh
Washington	Jesske	Stone	Stokes	Overbeek	Carey	Swansen	Brumbaugh	Frost	Sanderson	Brockett
Wichita State	Jesske	Sanderson	Nunez	Stokes	Carey	Swansen	Brumbaugh	Frost	Cymbalista	Jasa
Wichita State	Helligso	Sanderson	Nunez	Stokes	Carey	Swansen	Brumbaugh	Frost	Jesske	Coats
at UCLA	Jesske	Sanderson	Nunez	Overbeek	Carey	Brumbaugh	Bolin	Buettenback	Stone	Walsh
at UCLA	Helligso	Sanderson	Nunez	Stokes	Carey	Brumbaugh	Bolin	Buettenback	Stone	Horn
at UCLA	Jesske	Stone	Stokes	Overbeek	Carey	Brumbaugh	Bolin	Buettenback	Frost	Brockett

GAME-BY-GAME BATTING ORDER

Opponent	1	2	3	4	5	6	7	8	9
vs. UC Irvine	Brumbaugh	Buettenback	Carey	Sanderson	Swansen	Frost	Stokes	Helligso	Bolin
vs. Vanderbilt	Brumbaugh	Buettenback	Carey	Sanderson	Swansen	Frost	Overbeek	Helligso	Silva
vs. San Diego State	Brumbaugh	Buettenback	Carey	Sanderson	Swansen	Frost	Overbeek	Jesske	Silva
at Grand Canyon	Brumbaugh	Buettenback	Carey	Sanderson	Swansen	Frost	Overbeek	Helligso	Silva
at Louisiana	Brumbaugh	Stokes	Carey	Sanderson	Swansen	Buettenback	Jesske	Silva	Helligso
at Louisiana	Brumbaugh	Overbeek	Carey	Sanderson	Swansen	Jesske	Frost	Stokes	Helligso
at Louisiana	Brumbaugh	Nunez	Carey	Sanderson	Jesske	Buettenback	Swansen	Stokes	Silva
vs. Sam Houston	Overbeek	Nunez	Brumbaugh	Sanderson	Carey	Frost	Swansen	Bolin	Helligso
vs. LSU	Overbeek	Nunez	Brumbaugh	Sanderson	Carey	Frost	Swansen	Silva	Helligso
vs. Kansas State	Nunez	Sanderson	Brumbaugh	Frost	Carey	Swansen	Stokes	Silva	Helligso
Washington	Overbeek	Nunez	Brumbaugh	Frost	Carey	Stone	Swansen	Helligso	Stokes
Washington	Overbeek	Nunez	Brumbaugh	Frost	Swansen	Stone	Carey	Jesske	Stokes
Washington	Sanderson	Jesske	Brumbaugh	Frost	Carey	Stone	Swansen	Overbeek	Stokes
Wichita State	Sanderson	Jesske	Brumbaugh	Frost	Carey	Nunez	Swansen	Cymbalista	Stokes
Wichita State	Sanderson	Jesske	Brumbaugh	Frost	Swansen	Nunez	Stokes	Carey	Helligso
at UCLA	Sanderson	Buettenback	Brumbaugh	Nunez	Jesske	Stone	Overbeek	Carey	Bolin
at UCLA	Sanderson	Buettenback	Brumbaugh	Stone	Carey	Nunez	Stokes	Helligso	Bolin
at UCLA	Overbeek	Buettenback	Brumbaugh	Stone	Jesske	Frost	Carey	Bolin	Stokes


SCHEDULE & RESULTS

Date	Opponent	W/L	Score	Overall	Big Ten	Pitcher of Record	Att.	Time
2/14	vs. UC Irvine	L	10-5	0-1	0-0	McConnaughey, M. (0-1)	1,300	3:03
2/15	vs. No. 16 Vanderbilt	W	6-4	1-1	0-0	Worthley, J. (1-0)	3,000	3:05
2/16	vs. San Diego State	W	13-0	2-1	0-0	Walsh, W. (1-0)	1,645	2:53
2/17	at Grand Canyon	L	3-1	2-2	0-0	Christo, D. (0-1)	3,413	2:22
2/21	at Louisiana	W	6-1	3-2	0-0	McConnaughey, M. (1-1)	4,085	3:06
2/22	at Louisiana (DH)	L	4-1	3-3	0-0	Horn, T. (0-1)	--	2:21
2/22	at Louisiana (DH)	L	10-2	3-4	0-0	Walsh, W. (1-1)	4,131	2:39
2/28	vs. Sam Houston	W	8-3	4-4	0-0	Walsh, W. (2-1)	7,175	2:42
3/1	vs. No. 2 LSU	L	11-6	4-5	0-0	Jasa, C. (0-1)	11,003	3:14
3/2	vs. Kansas State	L	9-6	4-6	0-0	Brockett, J. (0-1)	6,876	2:52
3/8	Washington (DH)	L	11-5	4-7	0-1	Horn, T. (0-2)	--	2:46
3/8	Washington (DH)	L	6-3	4-8	0-2	Walsh, W. (2-2)	5,469	2:28
3/9	Washington	W	6-2	5-8	1-2	Christo, D. (1-1)	5,155	2:58
3/11	Wichita State	W	10-1	6-8	1-2	Jasa, C. (1-1)	4,893	3:34
3/12	Wichita State	W	5-4	7-8	1-2	Blachowicz, G. (1-0)	5,406	3:00
3/14	at UCLA	L	5-2	7-9	1-3	Walsh, W. (2-3)	370	2:48
3/15	at UCLA	L	11-3	7-10	1-4	Horn, T. (0-3)	629	3:16
3/16	at UCLA	L	5-3	7-11	1-5	Clark, C. (0-1)	623	2:48

NEBRASKA BASEBALL SCORIGAMI

A scorigami is a scoring combination that has never happened before. Generally associated with the NFL, the term was coined by SB Nation sportswriter Jon Bois in 2016. Through the 2024 season, there have been 1,091 unique scores ("scorigamis") in NFL history.

NEBRASKA BASEBALL SCORIGAMI TRENDS

- Through 4,125 games in Nebraska baseball history, there have been 402 unique score combinations.
- The most common score is 3-2 (147 occurrences), followed by 4-3 (136 occurrences).
- Five of the six most common scores are one-run games, with the exception of 5-3 (102 times).
- With 78 occurrences, a 3-2 win is the most common result for Nebraska baseball, followed by defeats of 3-2 and 4-3 with 69 occurrences each.
- Since 2000, there have been 20 scorigami scores, including the most recent occurrence of Florida's 17-11 win over Nebraska in the Stillwater Regional last season.
- Five runs scored (412 occurrences) is the most common for the Huskers, while three runs scored (501 occurrences) is the most common for opponents.
- **26,875** runs scored, **21,230** runs allowed in **4,125** games in **119** seasons for an all-time record of **2,372-1735-18**.

HOW MANY TIMES HAS...

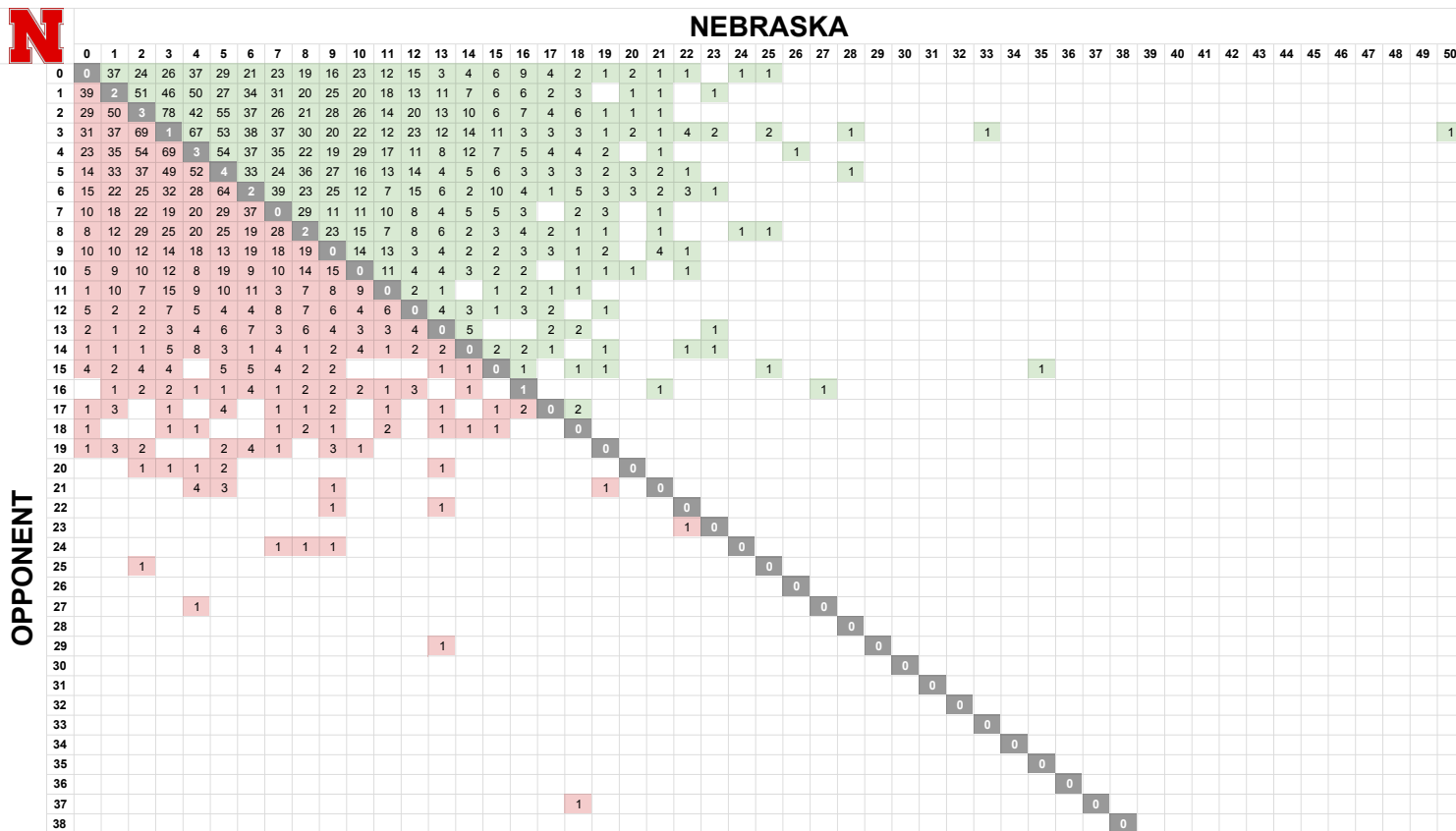
NEB SCORED	NEB ALLOWED
0 - 200 times (0-200)	0 - 317 times (317-0)
1 - 288 times (37-249-2)	1 - 414 times (373-39-2)
2 - 358 times (75-280-3)	2 - 478 times (396-79-3)
3 - 410 times (150-259-1)	3 - 501 times (363-137-1)
4 - 379 times (196-180-3)	4 - 452 times (268-181-3)
5 - 412 times (218-190-4)	5 - 385 times (196-185-4)
6 - 322 times (200-120-2)	6 - 349 times (161-186-2)
7 - 298 times (215-83)	7 - 247 times (92-155)
8 - 264 times (200-62-2)	8 - 243 times (75-166-2)
9 - 242 times (194-48)	9 - 185 times (52-133)
10 - 211 times (188-23)	10 - 141 times (30-111)
11 - 148 times (134-14)	11 - 98 times (8-90)
12 - 145 times (136-9)	12 - 74 times (14-60)
13 - 88 times (80-8)	13 - 58 times (10-48)
14 - 77 times (74-3)	14 - 44 times (8-36)
15 - 70 times (68-2)	15 - 39 times (5-34)
16 - 60 times (57-2-1)	16 - 26 times (2-23-1)
17 - 32 times (32-0)	17 - 20 times (2-18)
18 - 38 times (37-1)	18 - 12 times (0-12)
19 - 21 times (20-1)	19 - 17 times (0-17)
20 - 13 times (13-0)	20 - 6 times (0-6)
21 - 16 times (16-0)	21 - 9 times (0-9)
22 - 13 times (12-1)	22 - 2 times (0-2)
23 - 6 times (6-0)	23 - 1 time (0-1)
24 - 2 times (2-0)	24 - 3 times (0-3)
25 - 5 times (5-0)	25 - 1 time (0-1)
26 - 1 time (1-0)	27 - 1 time (0-1)
27 - 1 time (1-0)	29 - 1 time (0-1)
28 - 1 time (2-0)	37 - 1 time (0-1)
33 - 1 time (1-0)	
35 - 1 time (1-0)	
50 - 1 time (1-0)	

TOP NEBRASKA RESULTS

Times	NEB	OPP	Most Recent
78	3	2	at Iowa, 4/21/19
69	2	3	BYU, 4/15/22
69	3	4	BYU, 4/16/22
67	4	3	NDSU, 4/20/22
64	5	6	NDSU, 5/3/23
55	5	2	Indiana, 5/11/24
54	2	4	vs. Maryland, 5/27/23
54	5	4	vs. Wichita State, 3/12/25
53	5	3	at Charleston, 3/3/24
52	4	5	Illinois, 5/15/22
51	2	1	at Michigan State, 5/16/24
50	4	1	vs. Baylor, 2/16/24
50	1	2	vs. Maryland, 5/25/23
49	3	5	at UCLA, 3/16/25
46	3	1	NDSU, 3/20/24
42	4	2	vs. Indiana, 5/25/24
39	7	6	Nicholls, 3/15/24
39	0	1	Iowa, 4/29/22

MOST RECENT OCCURRENCES

Result	Opponent	Date
L, 17-11	vs. Florida	5/31/24
T, 16-16	at San Diego	2/20/23
W, 18-10	at Arizona State	3/1/20
L, 14-1	at Arizona State	2/29/20
L, 16-1	vs. UConn	6/2/19
L, 15-14	at Ohio State	4/1/18
L, 14-8	Cal Poly	3/8/18
W, 21-3	at Penn State	5/20/17
W, 17-6	Omaha	4/16/14
L, 13-1	at UCLA	3/5/10
L, 17-7	at Stanford	2/22/08
L, 22-9	at Missouri	5/17/08
L, 19-7	at Arizona State	6/3/07
W, 19-3	vs. Northwestern	2/20/04
L, 16-11	at Missouri	4/17/04
W, 22-9	vs. Kent State	2/22/04
W, 23-1	Nebraska-Kearney	3/5/02
W, 12-9	at Southern Utah	3/6/01



Record: 7-11 Home: 3-2 Away: 1-6 Neutral: 3-3 Big Ten: 1-5

Player	avg	gp-gs	ab	r	h	2b	3b	hr	rbi	tb	slg%	bb	hp	so	gdp	ob%	sf	sh	sb-att	po	a	e	fld%	
Nunez, Devin	.348	14-10	46	8	16	0	0	3	10	25	.543	3	1	14	0	.400	0	0	2-3	4	15	2	.905	
Brumbaugh, Cayden	.324	18-18	74	15	24	5	1	2	11	37	.500	5	4	14	1	.398	0	0	6-7	38	26	1	.985	
Silva, Riley	.273	14-7	22	3	6	0	0	0	2	6	.273	2	1	3	0	.360	0	0	2-4	17	1	0	1.000	
Carey, Dylan	.258	18-18	66	9	17	5	0	2	14	28	.424	6	3	21	0	.333	3	0	3-3	23	43	1	.985	
Sanderson, Case	.250	16-15	52	8	13	2	0	0	5	15	.288	12	3	11	2	.412	1	0	0-1	117	5	0	1.000	
Jesske, Will	.250	13-10	40	6	10	2	1	0	3	14	.350	4	1	3	2	.326	1	0	3-4	60	5	1	.985	
Overbeek, Joshua	.231	14-11	39	7	9	3	1	0	0	14	.359	3	4	17	0	.348	0	0	1-2	6	17	3	.885	
Stone, Tyler	.222	10-6	27	2	6	3	0	1	5	12	.444	0	0	10	0	.214	1	0	0-0	35	2	0	1.000	
Stokes, Rhett	.209	13-12	43	3	9	0	0	0	4	9	.209	1	2	11	2	.261	0	0	2-3	14	29	2	.956	
Frost, Cael	.200	16-14	45	10	9	0	0	2	6	15	.333	11	3	16	0	.390	0	0	1-1	16	1	0	1.000	
Swansen, Gabe	.175	17-15	57	6	10	3	0	2	14	19	.333	3	1	17	1	.226	1	0	0-0	18	0	0	1.000	
Buettenback, Max	.171	12-9	35	9	6	2	0	2	5	14	.400	6	1	15	0	.302	1	0	0-0	7	0	0	1.000	
Helligso, Hogan	.129	11-11	31	1	4	0	0	0	3	4	.129	2	1	12	0	.200	1	0	0-0	93	9	0	1.000	

Bolin, Robby	.316	12-5	19	3	6	1	0	0	3	7	.368	2	1	8	0	.409	0	0	0-0	8	0	0	1.000	
Cymbalista, Colin	.000	6-1	4	0	0	0	0	0	0	0	.000	1	0	1	0	.200	0	0	0-0	4	0	0	1.000	
Lewis, Hayden	.000	4-0	3	0	0	0	0	0	1	0	.000	0	1	1	0	.250	0	0	0-0	0	0	0	.000	
Cotton, Jaron	.000	3-0	2	1	0	0	0	0	0	0	.000	0	0	1	0	.000	0	0	0-0	1	1	0	1.000	
Totals	.240	18	605	91	145	26	3	14	86	219	.362	61	27	175	8	.332	9	0	20-28	468	175	15	.977	
Opponents	.272	18	603	100	164	37	1	17	93	254	.421	61	16	164	10	.350	8	10	14-20	474	143	22	.966	

LOB - Team (137), Opp (130). DPs turned - Team (12), Opp (9). Picked off - Carey, D. 2, Jesske, W. 1, Overbeek, J. 1.

(All games Sorted by Earned run avg)

Player	era	w-l	app	gs	cg	sho	sv	ip	h	r	er	bb	so	2b	3b	hr	b/avg	wp	hp	bks	sfa	sha
Walsh, Will	3.42	2-3	5	4	0	0/1	0	26.1	18	12	10	3	29	4	0	2	.194	0	4	0	1	3
Brockett, Jackson	4.00	0-1	5	4	0	0/0	0	18.0	24	8	8	7	13	4	0	2	.316	2	2	0	0	0
McConnaughey, Maso	6.08	1-1	3	3	0	0/0	0	13.1	11	9	9	6	19	3	0	1	.216	0	1	0	0	0
Horn, Ty	7.54	0-3	5	5	0	0/0	0	22.2	29	22	19	8	24	10	0	5	.315	0	1	1	0	1

Bender, Pryce	0.00	0-0	5	0	0	0/0	0	6.1	4	0	0	2	4	1	0	0	.174	0	3	0	0	0
Daiss, Casey	0.00	0-0	2	0	0	0/0	0	3.0	4	0	0	0	2	2	0	0	.364	0	0	0	0	0
Encarnacion, Blake	0.00	0-0	2	0	0	0/0	0	1.0	0	0	0	1	1	0	0	0	.000	0	1	0	0	0
Nowaczyk, Colin	2.08	0-0	3	0	0	0/0	0	4.1	5	1	1	3	4	0	0	0	.294	1	0	0	0	0
Blachowicz, Gavin	2.70	1-0	4	0	0	0/0	0	6.2	5	2	2	3	5	1	0	0	.217	2	0	0	0	0
Clark, Caleb	3.18	0-1	7	0	0	0/0	0	5.2	9	3	2	0	5	1	0	1	.391	1	0	0	0	1
Broderick, Luke	3.38	0-0	5	0	0	0/0	3	5.1	5	2	2	3	6	1	0	1	.294	1	0	0	1	1
Timmerman, Tucker	3.86	0-0	1	0	0	0/0	0	2.1	2	1	1	0	2	1	0	0	.222	0	0	0	0	0
Jasa, Carson	4.00	1-1	5	1	0	0/1	0	9.0	9	7	4	5	13	2	0	1	.250	1	1	0	0	0
Harrahill, Ryan	6.00	0-0	4	0	0	0/0	0	3.0	4	2	2	0	0	1	0	0	.286	0	0	0	0	0
Coats, TJ	8.31	0-0	3	1	0	0/0	0	4.1	4	5	4	5	6	0	0	2	.235	3	1	0	1	0
Christo, Drew	8.53	1-1	8	0	0	0/0	0	12.2	13	14	12	6	16	1	0	0	.277	4	1	0	3	3
Worthley, Jalen	9.00	1-0	7	0	0	0/0	0	8.0	11	8	8	5	7	4	0	1	.333	1	0	0	1	1
Cleavinger, Grant	9.00	0-0	4	0	0	0/0	0	4.0	7	4	4	4	8	1	1	1	.389	0	1	0	1	0
Totals	5.08	7-11	18	18	0	1/1	3	156.0	164	100	88	61	164	37	1	17	.272	16	16	1	8	10
Opponents	4.50	11-7	18	18	1	0/0	4	158.0	145	91	79	61	175	26	3	14	.240	21	27	0	9	0

PB - Team (3), Helligso, H. 2, Jesske, W. 1, Opp (3). Pickoffs - Team (3), Horn, T. 2, Walsh, W. 1, Opp (4). SBA/ATT - Helligso, H. (7-10), Jesske, W. (7-7), Jasa, C. (3-3), Horn, T. (1-3), Blachowicz (1-2), Clark, C. (1-2), Christo, D. (2-2), Bender, P. (1-2), Walsh, W. (1-2), McConnaughey (1-1), Brockett, J. (1-1), Coats, T. (1-1), Broderick, L (1-1).

Record: 1-5 Home: 1-2 Away: 0-3 Big Ten: 1-5

Player	avg	gp-gs	ab	r	h	2b	3b	hr	rbi	tb	slg%	bb	hp	so	gdp	ob%	sf	sh	sb-att	po	a	e	fld%
Silva, Riley	1.000	4-0	1	1	1	0	0	0	0	1	1.000	0	0	0	0	1.000	0	0	0-0	1	0	0	1.000
Bolin, Robby	.400	4-3	10	0	4	0	0	0	1	4	.400	1	0	2	0	.455	0	0	0-0	4	0	0	1.000
Brumbaugh, Cayden	.391	6-6	23	2	9	1	0	1	3	13	.565	2	1	4	1	.462	0	0	2-3	16	0	1	.941
Carey, Dylan	.350	6-6	20	3	7	2	0	1	6	12	.600	2	2	4	0	.440	1	0	0-0	11	10	0	1.000
Stone, Tyler	.261	6-6	23	2	6	3	0	1	5	12	.522	0	0	7	0	.250	1	0	0-0	35	2	0	1.000
Jesske, Will	.250	4-4	16	2	4	0	0	0	0	4	.250	1	0	0	2	.294	0	0	1-2	29	5	1	.971
Sanderson, Case	.250	4-3	12	0	3	1	0	0	2	4	.333	2	0	2	2	.357	0	0	0-1	15	2	0	1.000
Stokes, Rhett	.235	5-5	17	1	4	0	0	0	1	4	.235	1	0	4	0	.278	0	0	0-0	10	15	1	.962
Overbeek, Joshua	.176	5-5	17	2	3	0	0	0	0	3	.176	1	1	6	0	.263	0	0	1-2	1	9	3	.769
Swansen, Gabe	.167	5-3	12	2	2	0	0	1	3	5	.417	2	0	1	0	.267	1	0	0-0	2	0	0	1.000
Helligso, Hogan	.167	2-2	6	0	1	0	0	0	0	1	.167	0	1	5	0	.286	0	0	0-0	17	2	0	1.000
Nunez, Devin	.158	6-4	19	2	3	0	0	1	1	6	.316	1	0	9	0	.200	0	0	0-0	1	5	2	.750
Frost, Cael	.143	6-4	14	4	2	0	0	0	0	2	.143	5	0	5	0	.368	0	0	0-0	4	1	0	1.000
Buettenback, Max	.100	4-3	10	1	1	1	0	0	0	2	.200	1	1	5	0	.250	0	0	0-0	3	0	0	1.000
Cotton, Jaron	.000	1-0	1	0	0	0	0	0	0	0	.000	0	0	0	0	.000	0	0	0-0	0	0	0	.000
Lewis, Hayden	.000	1-0	0	0	0	0	0	0	0	0	.000	0	1	0	0	1.000	0	0	0-0	0	0	0	.000
Cymbalista, Colin	.000	1-0	0	0	0	0	0	0	0	0	.000	0	0	0	0	.000	0	0	0-0	1	0	0	1.000
Totals	.249	6	201	22	50	8	0	5	22	73	.363	19	7	54	5	.330	3	0	4-8	153	60	9	.959
Opponents	.300	6	207	40	62	13	0	9	37	102	.493	17	7	51	4	.369	2	1	3-8	159	53	7	.968

LOB - Team (49), Opp (41). DPs turned - Team (4), Opp (6). Picked off - Carey, D. 2, Jesske, W. 1.

(Big Ten games only Sorted by Earned run avg)

Player	era	w-l	app	gs	cg	sho	sv	ip	h	r	er	bb	so	2b	3b	hr	b/avg	wp	hp	bks	sfa	sha
Bender, Pryce	0.00	0-0	1	0	0	0/0	0	2.1	1	0	0	2	0	0	0	0	.143	0	2	0	0	0
Daiss, Casey	0.00	0-0	1	0	0	0/0	0	1.1	3	0	0	0	1	2	0	0	.500	0	0	0	0	0
Encarnacion, Blake	0.00	0-0	1	0	0	0/0	0	0.1	0	0	0	0	1	0	0	0	.000	0	0	0	0	0
Brockett, Jackson	3.00	0-0	2	2	0	0/0	0	9.0	11	3	3	4	5	1	0	1	.289	0	2	0	0	0
Christo, Drew	3.00	1-0	3	0	0	0/0	0	6.0	4	2	2	2	10	0	0	0	.190	1	0	0	1	0
Blachowicz, Gavin	3.00	0-0	1	0	0	0/0	0	3.0	2	1	1	1	3	1	0	0	.200	2	0	0	0	0
Walsh, Will	4.05	0-2	2	2	0	0/0	0	13.1	9	7	6	2	15	3	0	2	.188	0	2	0	0	1
Clark, Caleb	4.50	0-1	3	0	0	0/0	0	4.0	6	2	2	0	3	0	0	1	.353	0	0	0	0	0
Broderick, Luke	6.75	0-0	1	0	0	0/0	1	1.1	2	1	1	1	1	0	0	0	.400	0	0	0	1	0
Horn, Ty	11.25	0-2	2	2	0	0/0	0	8.0	13	13	10	3	10	3	0	3	.361	0	1	1	0	0
Harrahill, Ryan	27.00	0-0	1	0	0	0/0	0	0.2	4	2	2	0	0	1	0	0	.667	0	0	0	0	0
Jasa, Carson	27.00	0-0	1	0	0	0/0	0	0.1	2	3	1	1	0	0	0	1	.667	0	0	0	0	0
Worthley, Jalen	40.50	0-0	2	0	0	0/0	0	1.1	5	6	6	1	2	2	0	1	.556	0	0	0	0	0
Totals	6.00	1-5	6	6	0	0/0	1	51.0	62	40	34	17	51	13	0	9	.300	3	7	1	2	1
Opponents	3.40	5-1	6	6	0	0/0	2	53.0	50	22	20	19	54	8	0	5	.249	5	7	0	3	0

PB - Team (0), Opp (1). Pickoffs - Team (1), Walsh, W. 1, Opp (3). SBA/ATT - Jesske, W. (3-3), Walsh, W. (1-2), Helligso, H. (0-2), Clark, C. (1-2), Horn, T. (0-1), Brockett, J. (1-1), Blachowicz (0-1), Bender, P. (0-1).

Record: 4-9 Home: 0-0 Away: 1-6 Neutral: 3-3 Big Ten: 0-3

Player	avg	gp-gs	ab	r	h	2b	3b	hr	rbi	tb	slg%	bb	hp	so	gdp	ob%	sf	sh	sb-att	po	a	e	fld%
Nunez, Devin	.385	9-6	26	6	10	0	0	2	4	16	.615	3	1	8	0	.467	0	0	1-2	2	7	2	.818
Bolin, Robby	.333	9-5	18	2	6	1	0	0	2	7	.389	2	0	8	0	.400	0	0	0-0	8	0	0	1.000
Jesske, Will	.296	9-6	27	5	8	2	1	0	2	12	.444	2	1	3	1	.367	0	0	2-3	28	2	1	.968
Brumbaugh, Cayden	.291	13-13	55	9	16	3	1	1	7	24	.436	4	1	13	0	.350	0	0	4-4	26	26	1	.981
Carey, Dylan	.286	13-13	49	7	14	4	0	1	11	21	.429	5	1	14	0	.345	3	0	3-3	18	32	1	.980
Silva, Riley	.286	10-7	21	3	6	0	0	0	2	6	.286	2	1	3	0	.375	0	0	2-4	16	1	0	1.000
Overbeek, Joshua	.250	10-8	28	6	7	3	1	0	0	12	.429	3	3	15	0	.382	0	0	1-1	6	13	0	1.000
Stone, Tyler	.250	7-3	16	1	4	2	0	1	4	9	.563	0	0	7	0	.235	1	0	0-0	12	0	0	1.000
Frost, Cael	.241	11-9	29	5	7	0	0	2	5	13	.448	6	3	11	0	.421	0	0	1-1	11	0	0	1.000
Sanderson, Case	.214	12-12	42	4	9	1	0	0	3	10	.238	7	3	9	2	.358	1	0	0-0	97	5	0	1.000
Swansen, Gabe	.154	12-10	39	4	6	2	0	1	9	11	.282	2	1	12	1	.214	0	0	0-0	11	0	0	1.000
Stokes, Rhett	.154	8-7	26	1	4	0	0	0	2	4	.154	1	1	8	2	.214	0	0	2-2	8	17	0	1.000
Buettenback, Max	.152	10-9	33	8	5	2	0	1	4	10	.303	5	1	14	0	.275	1	0	0-0	7	0	0	1.000
Helligso, Hogan	.120	9-9	25	1	3	0	0	0	3	3	.120	2	0	10	0	.179	1	0	0-0	72	8	0	1.000
Lewis, Hayden	.000	4-0	3	0	0	0	0	0	1	0	.000	0	1	1	0	.250	0	0	0-0	0	0	0	.000
Cotton, Jaron	.000	2-0	2	0	0	0	0	0	0	0	.000	0	0	1	0	.000	0	0	0-0	1	1	0	1.000
Cymbalista, Colin	.000	5-0	1	0	0	0	0	0	0	0	.000	0	0	0	0	.000	0	0	0-0	4	0	0	1.000
Totals	.239	13	440	62	105	20	3	9	59	158	.359	44	18	137	6	.328	7	0	16-20	333	127	9	.981
Opponents	.278	13	428	76	119	26	1	13	71	186	.435	48	11	109	8	.362	5	8	7-11	348	100	13	.972

LOB - Team (99), Opp (91). DPs turned - Team (10), Opp (6). Picked off - Carey, D. 1, Jesske, W. 1, Overbeek, J. 1.

(Sorted by Earned run avg)

Player	era	w-l	app	gs	cg	sho	sv	ip	h	r	er	bb	so	2b	3b	hr	b/avg	wp	hp	bks	sfa	sha
Bender, Pryce	0.00	0-0	4	0	0	0/0	0	5.2	3	0	0	2	3	1	0	0	.158	0	3	0	0	0
Nowaczyk, Colin	0.00	0-0	2	0	0	0/0	0	2.0	2	0	0	1	2	0	0	0	.286	0	0	0	0	0
Daiss, Casey	0.00	0-0	1	0	0	0/0	0	1.2	1	0	0	0	1	0	0	0	.200	0	0	0	0	0
Encarnacion, Blake	0.00	0-0	2	0	0	0/0	0	1.0	0	0	0	1	1	0	0	0	.000	0	1	0	0	0
Broderick, Luke	3.00	0-0	3	0	0	0/0	1	3.0	3	1	1	1	3	1	0	1	.300	1	0	0	0	0
Walsh, Will	3.72	2-2	4	3	0	0/1	0	19.1	15	9	8	3	20	2	0	1	.221	0	3	0	1	3
Blachowicz, Gavin	3.86	0-0	2	0	0	0/0	0	2.1	1	1	1	2	1	0	0	0	.143	0	0	0	0	0
Timmerman, Tucker	3.86	0-0	1	0	0	0/0	0	2.1	2	1	1	0	2	1	0	0	.222	0	0	0	0	0
Brockett, Jackson	5.40	0-1	4	3	0	0/0	0	13.1	19	8	8	5	9	4	0	2	.345	2	1	0	0	0
Clark, Caleb	5.40	0-1	5	0	0	0/0	0	3.1	7	3	2	0	3	1	0	1	.467	1	0	0	0	1
Horn, Ty	5.79	0-2	4	4	0	0/0	0	18.2	22	15	12	7	20	7	0	4	.297	0	0	1	0	1
Worthley, Jalen	6.00	1-0	5	0	0	0/0	0	6.0	6	4	4	5	4	2	0	1	.273	1	0	0	1	1
McConnaughey, Maso	6.08	1-1	3	3	0	0/0	0	13.1	11	9	9	6	19	3	0	1	.216	0	1	0	0	0
Jasa, Carson	7.36	0-1	3	0	0	0/1	0	3.2	5	4	3	3	5	1	0	0	.313	1	1	0	0	0
Coats, TJ	7.71	0-0	2	0	0	0/0	0	2.1	2	3	2	3	3	0	0	2	.200	0	0	0	0	0
Harrahill, Ryan	9.00	0-0	3	0	0	0/0	0	2.0	4	2	2	0	0	1	0	0	.364	0	0	0	0	0
Christo, Drew	11.42	0-1	6	0	0	0/0	0	8.2	10	13	11	6	9	1	0	0	.294	3	1	0	2	2
Cleavinger, Grant	11.57	0-0	3	0	0	0/0	0	2.1	6	3	3	3	4	1	1	0	.500	0	0	0	1	0
Totals	5.43	4-9	13	13	0	1/1	1	111.0	119	76	67	48	109	26	1	13	.278	9	11	1	5	8
Opponents	4.34	9-4	13	13	1	0/0	4	116.0	105	62	56	44	137	20	3	9	.239	15	18	0	7	0

PB - Team (3), Helligso, H. 2, Jesske, W. 1, Opp (2). Pickoffs - Team (3), Horn, T. 2, Walsh, W. 1, Opp (3). SBA/ATT - Helligso, H. (5-8), Horn, T. (1-3), Walsh, W. (1-2), Jesske, W. (2-2), Christo, D. (2-2), Bender, P. (0-1), McConnaughey (1-1), Broderick, L (1-1), Jasa, C. (1-1).

Record: 0-3 Home: 0-0 Away: 0-3 Big Ten: 0-3

Player	avg	gp-gs	ab	r	h	2b	3b	hr	rbi	tb	slg%	bb	hp	so	gdp	ob%	sf	sh	sb-att	po	a	e	fld%
Silva, Riley	1.000	2-0	1	1	1	0	0	0	0	1	1.000	0	0	0	0	1.000	0	0	0-0	0	0	0	.000
Bolin, Robby	.444	3-3	9	0	4	0	0	0	1	4	.444	1	0	2	0	.500	0	0	0-0	4	0	0	1.000
Carey, Dylan	.400	3-3	10	1	4	1	0	0	3	5	.500	1	1	2	0	.462	1	0	0-0	6	3	0	1.000
Stone, Tyler	.333	3-3	12	1	4	2	0	1	4	9	.750	0	0	4	0	.308	1	0	0-0	12	0	0	1.000
Brumbaugh, Cayden	.273	3-3	11	0	3	1	0	0	0	4	.364	1	0	4	0	.333	0	0	1-1	8	0	1	.889
Jesske, Will	.250	2-2	8	2	2	0	0	0	0	2	.250	0	0	0	1	.250	0	0	0-1	11	2	1	.929
Frost, Cael	.250	3-1	4	1	1	0	0	0	0	1	.250	2	0	1	0	.500	0	0	0-0	0	0	0	.000
Overbeek, Joshua	.143	2-2	7	1	1	0	0	0	0	1	.143	1	0	4	0	.250	0	0	1-1	1	5	0	1.000
Sanderson, Case	.143	2-2	7	0	1	0	0	0	0	1	.143	1	0	1	2	.250	0	0	0-0	12	2	0	1.000
Nunez, Devin	.125	3-2	8	0	1	0	0	0	0	1	.125	1	0	4	0	.222	0	0	0-0	1	4	2	.714
Buettenback, Max	.111	3-3	9	1	1	1	0	0	0	2	.222	1	1	4	0	.273	0	0	0-0	3	0	0	1.000
Stokes, Rhett	.000	2-2	6	0	0	0	0	0	0	0	.000	1	0	3	0	.143	0	0	0-0	4	7	0	1.000
Helligso, Hogan	.000	1-1	3	0	0	0	0	0	0	0	.000	0	0	3	0	.000	0	0	0-0	7	2	0	1.000
Swansen, Gabe	.000	2-0	2	0	0	0	0	0	0	0	.000	1	0	0	0	.333	0	0	0-0	0	0	0	.000
Cotton, Jaron	.000	1-0	1	0	0	0	0	0	0	0	.000	0	0	0	0	.000	0	0	0-0	0	0	0	.000
Cymbalista, Colin	.000	1-0	0	0	0	0	0	0	0	0	.000	0	0	0	0	.000	0	0	0-0	1	0	0	1.000
Lewis, Hayden	.000	1-0	0	0	0	0	0	0	0	0	.000	0	1	0	0	1.000	0	0	0-0	0	0	0	.000
Totals	.235	3	98	8	23	5	0	1	8	31	.316	11	3	32	3	.325	2	0	2-3	72	30	4	.962
Opponents	.313	3	96	21	30	3	0	6	20	51	.531	11	4	21	2	.402	1	1	1-4	81	27	1	.991

LOB - Team (25), Opp (20). DPs turned - Team (2), Opp (3). Picked off - Jesske, W. 1, Carey, D. 1.

(Sorted by Earned run avg)

Player	era	w-l	app	gs	cg	sho	sv	ip	h	r	er	bb	so	2b	3b	hr	b/avg	wp	hp	bks	sfa	sha
Bender, Pryce	0.00	0-0	1	0	0	0/0	0	2.1	1	0	0	2	0	0	0	0	.143	0	2	0	0	0
Encarnacion, Blake	0.00	0-0	1	0	0	0/0	0	0.1	0	0	0	0	1	0	0	0	.000	0	0	0	0	0
Christo, Drew	3.00	0-0	2	0	0	0/0	0	3.0	1	1	1	2	4	0	0	0	.111	1	0	0	1	0
Walsh, Will	5.68	0-1	1	1	0	0/0	0	6.1	6	4	4	2	6	1	0	1	.261	0	1	0	0	1
Brockett, Jackson	6.23	0-0	1	1	0	0/0	0	4.1	6	3	3	2	1	1	0	1	.353	0	1	0	0	0
Horn, Ty	6.75	0-1	1	1	0	0/0	0	4.0	6	6	3	2	6	0	0	2	.333	0	0	1	0	0
Clark, Caleb	7.71	0-1	2	0	0	0/0	0	2.1	4	2	2	0	2	0	0	1	.364	0	0	0	0	0
Harrahill, Ryan	27.00	0-0	1	0	0	0/0	0	0.2	4	2	2	0	0	1	0	0	.667	0	0	0	0	0
Worthley, Jalen	40.50	0-0	1	0	0	0/0	0	0.2	2	3	3	1	1	0	0	1	.500	0	0	0	0	0
Totals	6.75	0-3	3	3	0	0/0	0	24.0	30	21	18	11	21	3	0	6	.313	1	4	1	1	1
Opponents	2.67	3-0	3	3	0	0/0	2	27.0	23	8	8	11	32	5	0	1	.235	5	3	0	2	0

PB - Team (0), Opp (1). Pickoffs - Team (1), Walsh, W. 1, Opp (2). SBA/ATT - Walsh, W. (1-2), Helligso, H. (0-2), Bender, P. (0-1), Jesske, W. (1-1), Horn, T. (0-1).

Record: 2-3 Home: 2-0 Away: 0-3 Big Ten: 0-3

Player	avg	gp-gs	ab	r	h	2b	3b	hr	rbi	tb	slg%	bb	hp	so	gdp	ob%	sf	sh	sb-att	po	a	e	fld%
Silva, Riley	.500	4-0	2	1	1	0	0	0	0	1	.500	0	0	0	0	.500	0	0	0-0	0	0	0	.000
Bolin, Robby	.444	5-3	9	1	4	0	0	0	2	4	.444	1	1	2	0	.545	0	0	0-0	4	0	0	1.000
Stone, Tyler	.333	3-3	12	1	4	2	0	1	4	9	.750	0	0	4	0	.308	1	0	0-0	12	0	0	1.000
Nunez, Devin	.294	5-4	17	0	5	0	0	0	5	5	.294	1	0	5	0	.333	0	0	1-1	3	11	2	.875
Brumbaugh, Cayden	.278	5-5	18	4	5	3	0	0	1	8	.444	1	2	5	0	.381	0	0	2-2	12	0	1	.923
Sanderson, Case	.250	4-4	12	4	3	0	0	0	0	3	.250	5	0	2	2	.471	0	0	0-0	29	2	0	1.000
Carey, Dylan	.235	5-5	17	1	4	1	0	0	3	5	.294	1	2	7	0	.333	1	0	0-0	6	7	0	1.000
Buettenback, Max	.200	4-3	10	2	2	1	0	1	1	6	.600	2	1	4	0	.385	0	0	0-0	3	0	0	1.000
Frost, Cael	.200	5-3	10	3	2	0	0	0	1	2	.200	4	0	2	0	.429	0	0	0-0	1	0	0	1.000
Swansen, Gabe	.200	4-2	10	0	2	1	0	0	2	3	.300	1	0	4	0	.273	0	0	0-0	5	0	0	1.000
Jesse, Will	.154	4-4	13	3	2	0	0	0	1	2	.154	1	0	0	1	.200	1	0	0-1	25	2	1	.964
Overbeek, Joshua	.125	3-2	8	1	1	0	0	0	0	1	.125	1	0	4	0	.222	0	0	1-1	1	5	0	1.000
Stokes, Rhett	.083	4-4	12	1	1	0	0	0	1	1	.083	1	1	5	0	.214	0	0	0-1	4	11	1	.938
Helligso, Hogan	.000	2-2	6	0	0	0	0	0	0	0	.000	0	0	3	0	.000	0	0	0-0	18	3	0	1.000
Cymbalista, Colin	.000	2-1	3	0	0	0	0	0	0	0	.000	1	0	1	0	.250	0	0	0-0	1	0	0	1.000
Cotton, Jaron	.000	2-0	1	1	0	0	0	0	0	0	.000	0	0	0	0	.000	0	0	0-0	0	0	0	.000
Lewis, Hayden	.000	1-0	0	0	0	0	0	0	0	0	.000	0	1	0	0	1.000	0	0	0-0	0	0	0	.000
Totals	.225	5	160	23	36	8	0	2	21	50	.313	20	8	48	3	.335	3	0	4-6	126	48	5	.972
Opponents	.269	5	160	26	43	4	0	7	25	68	.425	18	6	46	2	.358	3	3	6-9	129	44	4	.977

LOB - Team (39), Opp (38). DPs turned - Team (2), Opp (3). Picked off - Carey, D. 1, Jesse, W. 1.

(Sorted by Earned run avg)

Player	era	w-l	app	gs	cg	sho	sv	ip	h	r	er	bb	so	2b	3b	hr	b/avg	wp	hp	bks	sfa	sha
Jasa, Carson	0.00	1-0	1	1	0	0/0	0	5.0	2	0	0	1	8	1	0	0	.118	0	0	0	0	0
Bender, Pryce	0.00	0-0	2	0	0	0/0	0	3.0	2	0	0	2	1	0	0	0	.182	0	2	0	0	0
Blachowicz, Gavin	0.00	1-0	1	0	0	0/0	0	1.1	2	0	0	0	1	0	0	0	.333	0	0	0	0	0
Broderick, Luke	0.00	0-0	1	0	0	0/0	1	1.0	0	0	0	1	2	0	0	0	.000	0	0	0	0	1
Encarnacion, Blake	0.00	0-0	1	0	0	0/0	0	0.1	0	0	0	0	1	0	0	0	.000	0	0	0	0	0
Christo, Drew	2.25	0-0	3	0	0	0/0	0	4.0	1	1	1	2	5	0	0	0	.100	2	0	0	2	1
Nowaczyk, Colin	3.86	0-0	1	0	0	0/0	0	2.1	3	1	1	2	2	0	0	0	.300	1	0	0	0	0
Cleavinger, Grant	5.40	0-0	1	0	0	0/0	0	1.2	1	1	1	1	4	0	0	1	.167	0	1	0	0	0
Walsh, Will	5.68	0-1	1	1	0	0/0	0	6.1	6	4	4	2	6	1	0	1	.261	0	1	0	0	1
Clark, Caleb	6.00	0-1	3	0	0	0/0	0	3.0	4	2	2	0	3	0	0	1	.308	0	0	0	0	0
Brockett, Jackson	6.23	0-0	1	1	0	0/0	0	4.1	6	3	3	2	1	1	0	1	.353	0	1	0	0	0
Horn, Ty	6.75	0-1	1	1	0	0/0	0	4.0	6	6	3	2	6	0	0	2	.333	0	0	1	0	0
Coats, TJ	9.00	0-0	1	1	0	0/0	0	2.0	2	2	2	2	3	0	0	0	.286	3	1	0	1	0
Harrahill, Ryan	10.80	0-0	2	0	0	0/0	0	1.2	4	2	2	0	0	1	0	0	.444	0	0	0	0	0
Worthley, Jalen	18.00	0-0	2	0	0	0/0	0	2.0	4	4	4	1	3	0	0	1	.400	0	0	0	0	0
Totals	4.93	2-3	5	5	0	0/0	1	42.0	43	26	23	18	46	4	0	7	.269	6	6	1	3	3
Opponents	3.98	3-2	5	5	0	0/0	2	43.0	36	23	19	20	48	8	0	2	.225	11	8	0	3	0

PB - Team (0), Opp (2). Pickoffs - Team (1), Walsh, W. 1, Opp (2). SBA/ATT - Jesse, W. (4-4), Helligso, H. (2-4), Bender, P. (1-2), Jasa, C. (2-2), Walsh, W. (1-2), Horn, T. (0-1), Coats, T. (1-1), Blachowicz (1-1).

Record: 3-7 Home: 3-2 Away: 0-3 Neutral: 0-2 Big Ten: 1-5

Player	avg	gp-gs	ab	r	h	2b	3b	hr	rbi	tb	slg%	bb	hp	so	gdp	ob%	sf	sh	sb-att	po	a	e	fld%
Bolin, Robby	.400	6-3	10	1	4	0	0	0	2	4	.400	1	1	2	0	.500	0	0	0-0	4	0	0	1.000
Brumbaugh, Cayden	.350	10-10	40	8	14	3	0	1	6	20	.500	2	3	7	1	.422	0	0	3-4	22	6	1	.966
Nunez, Devin	.316	10-8	38	5	12	0	0	2	8	18	.474	1	0	14	0	.333	0	0	1-1	3	12	2	.882
Carey, Dylan	.286	10-10	35	4	10	3	0	2	8	19	.543	2	3	9	0	.366	1	0	0-0	15	17	1	.970
Frost, Cael	.250	10-8	28	7	7	0	0	0	3	7	.250	7	0	9	0	.400	0	0	1-1	10	1	0	1.000
Stone, Tyler	.250	7-6	24	2	6	3	0	1	5	12	.500	0	0	7	0	.240	1	0	0-0	35	2	0	1.000
Sanderson, Case	.240	8-7	25	4	6	1	0	0	3	7	.280	6	1	6	2	.406	0	0	0-1	50	3	0	1.000
Stokes, Rhett	.222	8-8	27	3	6	0	0	0	2	6	.222	1	1	6	0	.276	0	0	1-2	10	21	2	.939
Overbeek, Joshua	.217	8-6	23	5	5	1	0	0	0	6	.261	2	2	8	0	.333	0	0	1-2	2	11	3	.813
Jesske, Will	.208	8-6	24	3	5	1	0	0	1	6	.250	2	0	1	2	.259	1	0	1-2	45	5	1	.980
Silva, Riley	.167	8-2	6	1	1	0	0	0	1	1	.167	0	0	0	0	.167	0	0	0-0	6	1	0	1.000
Swansen, Gabe	.154	9-7	26	3	4	1	0	1	5	8	.308	3	0	7	0	.233	1	0	0-0	8	0	0	1.000
Buettenback, Max	.154	6-3	13	2	2	1	0	1	1	6	.462	2	1	5	0	.313	0	0	0-0	4	0	0	1.000
Helligso, Hogan	.077	5-5	13	0	1	0	0	0	0	1	.077	0	1	7	0	.143	0	0	0-0	43	4	0	1.000
Cymbalista, Colin	.000	3-1	3	0	0	0	0	0	0	0	.000	1	0	1	0	.250	0	0	0-0	1	0	0	1.000
Cotton, Jaron	.000	2-0	1	1	0	0	0	0	0	0	.000	0	0	0	0	.000	0	0	0-0	0	0	0	.000
Lewis, Hayden	.000	2-0	1	0	0	0	0	0	1	0	.000	0	1	0	0	.500	0	0	0-0	0	0	0	.000
Totals	.246	10	337	49	83	14	0	8	46	121	.359	30	14	89	5	.330	4	0	8-13	261	96	12	.967
Opponents	.294	10	347	65	102	24	0	13	62	165	.476	38	11	93	6	.377	5	3	10-15	261	89	11	.970

LOB - Team (75), Opp (78). DPs turned - Team (6), Opp (6). Picked off - Carey, D. 2, Jesske, W. 1.

(Sorted by Earned run avg)

Player	era	w-l	app	gs	cg	sho	sv	ip	h	r	er	bb	so	2b	3b	hr	b/avg	wp	hp	bks	sfa	sha
Bender, Pryce	0.00	0-0	3	0	0	0/0	0	3.1	4	0	0	2	1	1	0	0	.286	0	2	0	0	0
Daiss, Casey	0.00	0-0	2	0	0	0/0	0	3.0	4	0	0	0	2	2	0	0	.364	0	0	0	0	0
Encarnacion, Blake	0.00	0-0	2	0	0	0/0	0	1.0	0	0	0	1	1	0	0	0	.000	0	1	0	0	0
Blachowicz, Gavin	3.18	1-0	3	0	0	0/0	0	5.2	4	2	2	3	5	1	0	0	.200	2	0	0	0	0
Clark, Caleb	3.60	0-1	5	0	0	0/0	0	5.0	8	2	2	0	4	0	0	1	.381	1	0	0	0	0
Nowaczyk, Colin	3.86	0-0	1	0	0	0/0	0	2.1	3	1	1	2	2	0	0	0	.300	1	0	0	0	0
Walsh, Will	4.05	0-2	2	2	0	0/0	0	13.1	9	7	6	2	15	3	0	2	.188	0	2	0	0	1
Brockett, Jackson	4.09	0-1	3	3	0	0/0	0	11.0	14	5	5	6	9	3	0	1	.298	2	2	0	0	0
Broderick, Luke	4.50	0-0	3	0	0	0/0	2	4.0	4	2	2	3	4	0	0	1	.333	0	0	0	1	1
Christo, Drew	5.00	1-0	5	0	0	0/0	0	9.0	6	5	5	4	13	1	0	0	.200	3	0	0	2	1
Jasa, Carson	5.68	1-1	3	1	0	0/0	0	6.1	7	6	4	3	10	2	0	1	.269	0	1	0	0	0
Horn, Ty	9.95	0-2	3	3	0	0/0	0	12.2	21	17	14	4	13	8	0	3	.368	0	1	1	0	0
Coats, TJ	10.80	0-0	2	1	0	0/0	0	3.1	4	5	4	5	5	0	0	2	.286	3	1	0	1	0
Harrahill, Ryan	10.80	0-0	2	0	0	0/0	0	1.2	4	2	2	0	0	1	0	0	.444	0	0	0	0	0
Cleavinger, Grant	15.43	0-0	2	0	0	0/0	0	2.1	3	4	4	2	5	0	0	1	.333	0	1	0	1	0
Worthley, Jalen	21.00	0-0	4	0	0	0/0	0	3.0	7	7	7	1	4	2	0	1	.438	0	0	0	0	0
Totals	6.00	3-7	10	10	0	0/0	2	87.0	102	65	58	38	93	24	0	13	.294	12	11	1	5	3
Opponents	4.45	7-3	10	10	0	0/0	2	87.0	83	49	43	30	89	14	0	8	.246	16	14	0	4	0

PB - Team (0), Opp (2). Pickoffs - Team (2), Horn, T. 1, Walsh, W. 1, Opp (3). SBA/ATT - Helligso, H. (4-6), Jesske, W. (6-6), Clark, C. (1-2), Walsh, W. (1-2), Jasa, C. (2-2), Bender, P. (1-2), Blachowicz (1-2), Coats, T. (1-1), Christo, D. (1-1), Broderick, L (1-1), Brockett, J. (1-1), Horn, T. (0-1).

HITTING

Date	Opponent	ab	r	h	rbi	2b	3b	hr	tb	bb	ibb	sb	cs	hbp	sac	sf	gdp	k	po	a	e	lob	avg
Feb 14	vs UC Irvine	32	5	8	4	3	0	0	11	5	0	0	0	2	0	1	2	10	27	7	0	8	.250
Feb 15	vs Vanderbilt	33	6	8	6	3	1	1	16	6	0	0	1	1	0	0	0	15	27	12	0	7	.246
02-16-25	vs San Diego State	36	13	12	13	1	1	1	18	5	0	3	0	5	0	2	0	9	27	12	0	11	.277
Feb 17	at Grand Canyon	31	1	4	1	2	0	0	6	2	0	1	0	2	0	0	0	10	24	12	0	7	.242
Feb 21	at Louisiana	35	6	9	5	1	0	0	10	8	0	6	1	0	0	2	1	10	27	8	0	12	.246
Feb 22	at Louisiana	31	1	4	1	1	0	0	5	0	0	1	0	2	0	0	0	13	24	12	0	5	.227
Feb 22	at Louisiana	32	2	5	2	0	1	1	10	1	0	1	0	1	0	0	0	9	24	8	3	5	.217
Feb 28	vs SAM HOUSTON	38	8	12	8	1	0	3	22	4	0	0	1	0	0	0	0	10	27	8	0	7	.231
Mar 1	vs LSU	37	6	11	6	1	0	0	12	2	0	0	0	0	0	0	0	8	27	8	1	6	.239
Mar 2	vs KANSAS STATE	37	6	9	5	2	0	2	17	0	0	2	0	2	0	0	0	11	27	10	1	6	.240
*Mar 8	WASHINGTON	36	5	10	5	1	0	1	14	1	0	0	0	2	0	1	1	9	27	10	0	8	.243
*Mar 8	WASHINGTON	31	3	6	3	1	0	1	10	4	0	2	1	1	0	0	1	9	27	13	3	6	.240
*Mar 9	WASHINGTON	36	6	11	6	1	0	2	18	3	0	0	2	1	0	0	0	4	27	7	2	10	.245
Mar 11	WICHITA STATE	32	10	8	8	2	0	0	10	5	0	2	1	5	0	1	0	9	27	9	1	9	.245
Mar 12	WICHITA STATE	30	5	5	5	1	0	1	9	4	0	0	0	0	0	0	0	7	27	9	0	5	.241
*Mar 14	at UCLA	33	2	8	2	3	0	1	14	3	0	1	1	0	0	0	1	11	24	9	2	7	.241
*Mar 15	at UCLA	33	3	8	3	1	0	0	9	5	0	0	0	3	0	1	1	10	24	7	1	12	.241
*Mar 16	at UCLA	32	3	7	3	1	0	0	8	3	0	1	0	0	0	1	1	11	24	14	1	6	.240
Totals		605	91	145	86	26	3	14	219	61	0	20	8	27	0	9	8	175	468	175	15	137	.240

PITCHING

Date	Opponent	ip	h	r	er	bb	so	2b	3b	hr	wp	bk	hbp	dp	ibb	score	w-l	sv	era
Feb 14	vs UC Irvine	9.0	11	10	10	7	13	3	1	0	0	0	2	1	0	5-10	0-1	0	10.00
Feb 15	vs Vanderbilt	9.0	7	4	4	5	10	3	0	1	1	0	0	0	0	6-4	1-1	1	7.00
02-16-25	vs San Diego State	9.0	7	0	0	2	8	0	0	0	0	0	1	2	0	13-0	2-1	1	4.67
Feb 17	at Grand Canyon	8.0	10	3	3	0	6	2	0	1	2	0	0	2	0	1-3	2-2	1	4.37
Feb 21	at Louisiana	9.0	5	1	1	1	9	0	0	1	0	0	0	0	0	6-1	3-2	1	3.68
Feb 22	at Louisiana	8.0	5	4	2	3	7	1	0	1	1	0	0	0	0	1-4	3-3	1	3.46
Feb 22	at Louisiana	8.0	13	10	7	2	7	1	0	0	0	0	2	1	0	2-10	3-4	1	4.05
Feb 28	vs SAM HOUSTON	9.0	4	3	3	3	11	3	0	0	0	0	0	0	0	8-3	4-4	1	3.91
Mar 1	vs LSU	9.0	17	11	11	6	7	7	0	0	1	0	2	0	0	6-11	4-5	1	4.73
Mar 2	vs KANSAS STATE	9.0	10	9	8	8	10	3	0	3	3	0	0	2	0	6-9	4-6	1	5.07
*Mar 8	WASHINGTON	9.0	15	11	11	2	9	8	0	1	2	0	1	1	0	5-11	4-7	1	5.62
*Mar 8	WASHINGTON	9.0	7	6	3	1	10	2	0	2	0	0	1	1	0	3-6	4-8	1	5.40
*Mar 9	WASHINGTON	9.0	10	2	2	3	11	0	0	0	0	0	1	0	0	6-2	5-8	2	5.13
Mar 11	WICHITA STATE	9.0	4	1	1	2	14	1	0	1	0	0	1	0	0	10-1	6-8	2	4.83
Mar 12	WICHITA STATE	9.0	9	4	4	5	11	0	0	0	5	0	1	0	0	5-4	7-8	3	4.77
*Mar 14	at UCLA	8.0	7	5	5	4	7	1	0	1	1	0	1	0	0	2-5	7-9	3	4.82
*Mar 15	at UCLA	8.0	13	11	8	5	8	1	0	3	0	1	2	0	0	3-11	7-10	3	5.05
*Mar 16	at UCLA	8.0	10	5	5	2	6	1	0	2	0	0	1	2	0	3-5	7-11	3	5.08
Totals		156.0	164	100	88	61	164	37	1	17	16	1	16	12	0	91-100	7-11	3	5.08

HITTING

Date	Opponent	Total h/ab	vs Left	vs Right	With Runners	Bases Empty	Bases Loaded	With 2-outs	With RBI-op	Reach as Leadoff	3rd and LT 2out	LOB
Feb 14	vs UC Irvine	8-32	4-14	4-18	4-17	4-15	0-3	3-12	2-8	5-9	3-5	8
Feb 15	vs Vanderbilt	8-33	6-19	2-14	3-11	5-22	1-3	2-10	1-8	1-9	1-2	7
02-16-2	vs San Diego State	12-36	5-18	7-18	9-21	3-15	2-4	6-14	7-17	3-8	5-6	11
Feb 17	at Grand Canyon	4-31	0-0	4-31	0-9	4-22	0-1	2-11	0-9	2-10	1-2	7
Feb 21	at Louisiana	9-35	5-20	4-15	7-23	2-12	0-0	2-10	4-16	4-10	4-4	12
Feb 22	at Louisiana	4-31	2-14	2-17	1-12	3-19	0-0	2-11	0-9	3-9	0-0	5
Feb 22	at Louisiana	5-32	5-32	0-0	1-12	4-20	0-0	2-11	1-4	2-9	0-0	5
Feb 28	vs SAM HOUSTON	12-38	3-6	9-32	7-14	5-24	0-1	1-10	2-7	2-9	1-2	7
Mar 1	vs LSU	11-37	0-0	11-37	6-18	5-19	0-0	5-13	5-11	3-9	3-3	6
Mar 2	vs KANSAS STATE	9-37	6-26	3-11	5-16	4-21	0-0	0-9	1-8	3-9	1-2	6
*Mar 8	WASHINGTON	10-36	0-0	10-36	5-16	5-20	0-0	2-10	3-10	3-9	3-4	8
*Mar 8	WASHINGTON	6-31	0-0	6-31	3-13	3-18	0-0	3-10	1-7	2-9	0-1	6
*Mar 9	WASHINGTON	11-36	0-0	11-36	6-18	5-18	0-2	3-12	2-10	4-8	1-2	10
Mar 11	WICHITA STATE	8-32	6-27	2-5	3-24	5-8	0-1	2-10	3-17	6-8	4-7	9
Mar 12	WICHITA STATE	5-30	2-12	3-18	2-8	3-22	1-1	2-10	2-7	1-8	2-3	5
*Mar 14	at UCLA	8-33	1-5	7-28	3-16	5-17	0-1	3-10	0-10	3-9	0-1	6
*Mar 15	at UCLA	8-33	0-2	8-31	4-17	4-16	0-1	4-13	1-9	3-9	1-1	12
*Mar 16	at UCLA	7-32	1-6	6-26	3-12	4-20	0-0	2-11	2-6	2-9	2-2	6
Totals		145-605	46-201	99-404	72-277	73-328	4-18	46-197	37-173	52-160	32-47	136
		.240	.229	.245	.260	.223	.222	.234	.214	.325	.681	

PITCHING

Date	Opponent	Score Score	Total h/ab	vs Left	vs Right	With Runners	Bases Empty	With 2-outs	Reach as Leadoff	Gnd Out	Fly Out	ERA
Feb 14	vs UC Irvine	5-10	11-37	5-17	6-20	6-20	5-17	6-15	4-9	5	8	10.0
Feb 15	vs Vanderbilt	6-4	7-34	4-14	3-20	3-13	4-21	4-13	2-9	12	5	7.00
02-16-2	vs San Diego State	13-0	7-32	1-10	6-22	0-16	7-16	1-9	2-9	11	6	4.67
Feb 17	at Grand Canyon	1-3	10-32	6-19	4-13	3-13	7-19	3-11	4-8	9	7	4.37
Feb 21	at Louisiana	6-1	5-32	4-15	1-17	0-13	5-19	2-11	4-9	10	8	3.68
Feb 22	at Louisiana	1-4	5-26	3-12	2-14	1-7	4-19	2-9	2-8	9	7	3.46
Feb 22	at Louisiana	2-10	13-34	3-8	10-26	8-24	5-10	1-8	6-8	8	8	4.05
Feb 28	vs SAM HOUSTON	8-3	4-29	4-15	0-14	1-7	3-22	1-10	2-9	8	8	3.91
Mar 1	vs LSU	6-11	17-41	11-22	6-19	10-23	7-18	10-18	4-9	7	11	4.73
Mar 2	vs KANSAS STATE	6-9	10-35	5-15	5-20	6-20	4-15	4-10	6-9	10	4	5.07
*Mar 8	WASHINGTON	5-11	15-39	4-8	11-31	10-21	5-18	5-11	3-10	7	8	5.62
*Mar 8	WASHINGTON	3-6	7-34	1-5	6-29	2-10	5-24	2-11	3-9	8	7	5.40
*Mar 9	WASHINGTON	6-2	10-38	2-3	8-35	5-24	5-14	0-11	4-10	6	10	5.13
Mar 11	WICHITA STATE	10-1	4-32	3-21	1-11	2-12	2-20	0-9	1-9	9	4	4.83
Mar 12	WICHITA STATE	5-4	9-32	7-19	2-13	4-17	5-15	4-13	4-10	9	7	4.77
*Mar 14	at UCLA	2-5	7-28	4-14	3-14	2-7	5-21	4-12	1-8	6	10	4.82
*Mar 15	at UCLA	3-11	13-36	10-26	3-10	7-20	6-16	5-11	4-8	7	7	5.05
*Mar 16	at UCLA	3-5	10-32	4-17	6-15	5-15	5-17	1-9	4-8	12	4	5.08
Totals		91-100	164-603	81-260	83-343	75-282	89-321	55-201	60-159	153	129	5.08
			.272	.312	.242	.266	.277	.274	.377			


INDIVIDUAL SITUATIONAL HITTING STATISTICS

Player	vs left			vs right			w/runners			w/bases empty			w/bases loaded			as leadoff			fly	gnd	fly/
	h	ab	avg	h	ab	avg	h	ab	avg	h	ab	avg	h	ab	avg	rch	op	pct	out	out	gnd
Bolin, Robby	2	3	.667	4	16	.250	3	8	.375	3	11	.273	0	1	.000	2	5	.400	1	4	0.2
Brumbaugh, Cayden	8	26	.308	16	48	.333	13	32	.406	11	42	.262	1	2	.500	7	20	.350	20	14	1.4
Buettenback, Max	1	11	.091	5	24	.208	2	16	.125	4	19	.211	0	4	.000	3	7	.429	9	5	1.8
Carey, Dylan	7	20	.350	10	46	.217	12	31	.387	5	35	.143	0	0	---	3	16	.188	19	11	1.7
Cotton, Jaron	0	1	.000	0	1	.000	0	0	---	0	2	.000	0	0	---	0	0	---	0	1	0.0
Cymbalista, Colin	0	3	.000	0	1	.000	0	2	.000	0	2	.000	0	0	---	1	2	.500	2	1	2.0
Frost, Cael	2	13	.154	7	32	.219	4	18	.222	5	27	.185	0	2	.000	5	14	.357	7	12	0.6
Helligso, Hogan	1	9	.111	3	22	.136	2	13	.154	2	18	.111	0	1	.000	0	4	.000	11	4	2.8
Jesske, Will	4	18	.222	6	22	.273	5	22	.227	5	18	.278	0	0	---	4	12	.333	14	13	1.1
Lewis, Hayden	0	2	.000	0	1	.000	0	2	.000	0	1	.000	0	0	---	0	0	---	0	2	0.0
Nunez, Devin	5	15	.333	11	31	.355	7	23	.304	9	23	.391	0	0	---	7	13	.538	9	7	1.3
Overbeek, Joshua	0	6	.000	9	33	.273	1	13	.077	8	26	.308	0	0	---	4	12	.333	8	2	4.0
Sanderson, Case	4	20	.200	9	32	.281	6	24	.250	7	28	.250	0	1	.000	9	17	.529	14	14	1.0
Silva, Riley	3	11	.273	3	11	.273	2	10	.200	4	12	.333	0	2	.000	2	6	.333	7	6	1.2
Stokes, Rhett	3	17	.176	6	26	.231	5	25	.200	4	18	.222	0	0	---	0	8	.000	11	10	1.1
Stone, Tyler	0	4	.000	6	23	.261	4	9	.444	2	18	.111	0	1	.000	2	11	.182	9	3	3.0
Swansen, Gabe	6	22	.273	4	35	.114	6	29	.207	4	28	.143	3	4	.750	3	13	.231	20	10	2.0
Totals	46	20	.229	99	40	.245	72	27	.260	73	32	.223	4	18	.222	52	16	.325	161	119	1.4
Opponents	74	26	.285	90	34	.262	75	28	.266	89	32	.277	6	16	.375	60	15	.377	129	153	0.8

Player	pinch hitting			w/runners in scoring pos			w/runner on 3r and LT 2 out			with 2 outs			success adv runners			2- rnrns			rch	rch	kl
	h	ab	avg	h	ab	avg	rbi	op	pct	h	ab	avg	adv	op	pct	rbi	w/o	lob			
Bolin, Robby	0	1	.000	2	5	.400	1	1	1.000	3	8	.375	5	9	.556	2	1	6	0	0	3
Brumbaugh, Cayden	0	0	---	7	16	.438	2	2	1.000	8	28	.286	21	37	.568	5	1	14	2	2	6
Buettenback, Max	0	2	.000	1	13	.077	2	3	.667	3	16	.188	5	18	.278	2	3	18	1	0	4
Carey, Dylan	0	0	---	5	20	.250	7	11	.636	4	16	.250	20	36	.556	1	9	8	1	2	6
Cotton, Jaron	0	0	---	0	0	---	0	0	---	0	2	.000	0	0	---	0	0	0	0	0	0
Cymbalista, Colin	0	1	.000	0	1	.000	0	0	---	0	0	---	1	2	.500	0	1	0	0	0	0
Frost, Cael	0	1	.000	2	12	.167	1	2	.500	3	15	.200	12	21	.571	2	5	5	0	4	5
Helligso, Hogan	0	0	---	1	12	.083	2	4	.500	2	13	.154	7	15	.467	0	2	9	1	1	7
Jesske, Will	2	3	.667	2	11	.182	1	1	1.000	3	14	.214	9	24	.375	2	2	12	0	4	1
Lewis, Hayden	0	1	.000	0	1	.000	1	1	1.000	0	1	.000	2	3	.667	0	2	0	0	1	0
Nunez, Devin	1	3	.333	4	14	.286	1	3	.333	5	13	.385	11	23	.478	4	5	10	0	1	3
Overbeek, Joshua	0	2	.000	0	10	.000	0	2	.000	2	13	.154	4	14	.286	0	1	8	3	0	6
Sanderson, Case	0	0	---	3	13	.231	3	4	.750	4	18	.222	12	28	.429	1	2	11	1	1	4
Silva, Riley	1	1	1.000	2	8	.250	2	2	1.000	1	4	.250	7	11	.636	0	6	5	0	1	1
Stokes, Rhett	0	1	.000	3	14	.214	3	3	1.000	4	14	.286	9	26	.346	1	2	13	1	1	2
Stone, Tyler	0	4	.000	1	5	.200	2	3	.667	2	5	.400	7	10	.700	3	4	2	0	0	0
Swansen, Gabe	0	1	.000	4	18	.222	4	5	.800	2	17	.118	10	31	.323	2	4	15	1	0	4
Totals	4	21	.190	37	17	.214	32	47	.681	46	19	.234	142	30	.461	25	50	137	11	18	52
Opponents	2	14	.143	50	17	.291	27	41	.659	55	20	.274	150	32	.463	43	47	130	7	19	59

Success Advancing Runners = percentage of times the batter advanced at least one runner during a plate appearance
 #Rnrns Adv w/Out = TOTAL number of runners advanced when the player made an out

Player	vs left			vs right			w/runners			w/bases empty			vs leadoff			with 2 outs			fly gnd fly/			
	h	ab	avg	h	ab	avg	h	ab	avg	h	ab	avg	rch	op	pct	h	ab	avg	out	out	gn	gd
Bender, Pryce	2	13	.154	2	10	.200	3	14	.214	1	9	.111	0	4	.000	3	10	.300	7	7	1.	0
Blachowicz, Gavin	3	7	.429	2	16	.125	2	7	.286	3	16	.188	1	7	.143	4	8	.500	5	8	0.	1
Brockett, Jackson	9	29	.310	15	47	.319	10	42	.238	14	34	.412	13	22	.591	5	24	.208	17	20	0.	3
Broderick, Luke	0	4	.000	5	13	.385	3	11	.273	2	6	.333	3	5	.600	1	5	.200	4	4	1.	2
Christo, Drew	6	18	.333	7	29	.241	9	28	.321	4	19	.211	5	11	.455	3	16	.188	13	9	1.	0
Clark, Caleb	5	14	.357	4	9	.444	5	15	.333	4	8	.500	3	4	.750	3	9	.333	1	8	0.	1
Cleavinger, Grant	3	9	.333	4	9	.444	5	14	.357	2	4	.500	3	4	.750	4	7	.571	4	0	99	0
Coats, TJ	2	9	.222	2	8	.250	2	6	.333	2	11	.182	2	6	.333	1	5	.200	5	2	2.	0
Daiss, Casey	1	3	.333	3	8	.375	2	5	.400	2	6	.333	1	2	.500	3	4	.750	2	3	0.	0
Encarnacion, Blake	0	2	.000	0	1	.000	0	3	.000	0	0	---	0	0	---	0	2	.000	1	1	1.	0
Harrahill, Ryan	3	7	.429	1	7	.143	3	9	.333	1	5	.200	0	2	.000	2	5	.400	1	8	0.	0
Horn, Ty	17	43	.395	12	49	.245	10	36	.278	19	56	.339	12	27	.444	10	29	.345	20	19	1.	1
Jasa, Carson	4	19	.211	5	17	.294	3	17	.176	6	19	.316	3	10	.300	0	8	.000	4	10	0.	1
McConnaughey, Ma	10	28	.357	1	23	.043	3	19	.158	8	32	.250	4	14	.286	5	17	.294	12	9	1.	0
Nowaczyk, Colin	3	8	.375	2	9	.222	1	6	.167	4	11	.364	2	5	.400	2	6	.333	4	4	1.	1
Timmerman, Tucker	2	4	.500	0	5	.000	1	4	.250	1	5	.200	0	2	.000	1	4	.250	0	5	0.	0
Walsh, Will	5	27	.185	13	66	.197	5	26	.192	13	67	.194	4	27	.148	5	31	.161	24	24	1.	0
Worthley, Jalen	6	16	.375	5	17	.294	8	20	.400	3	13	.231	4	7	.571	3	11	.273	5	12	0.	0
Totals	81	26	.312	83	34	.242	75	28	.266	89	32	.277	60	15	.377	55	20	.274	129	153	0.	10
Opponents	71	28	.252	74	32	.229	72	27	.260	73	32	.223	52	16	.325	46	19	.234	161	119	1.	8

Player	ap	gs	ip/app	*h/g	*r/g	*er/g	*bb/g	*so/g	k/bb	*2b/g	*3b/g	*hr/g	*fo/g	*go/g	*bf/g	sba	att	pct
Bender, Pryce	5	0	1.27	5.68	0.00	0.00	2.84	5.68	2.0	1.42	0.00	0.00	9.95	9.95	39.79	1	2	.500
Blachowicz, Gavin	4	0	1.67	6.75	2.70	2.70	4.05	6.75	1.7	1.35	0.00	0.00	6.75	10.80	35.10	1	2	.500
Brockett, Jackson	5	4	3.60	12.00	4.00	4.00	3.50	6.50	1.9	2.00	0.00	1.00	8.50	10.00	42.50	1	1	1.000
Broderick, Luke	5	0	1.07	8.44	3.38	3.38	5.06	10.12	2.0	1.69	0.00	1.69	6.75	6.75	37.12	1	1	1.000
Christo, Drew	8	0	1.58	9.24	9.95	8.53	4.26	11.37	2.7	0.71	0.00	0.00	9.24	6.39	42.63	2	2	1.000
Clark, Caleb	7	0	0.81	14.29	4.76	3.18	0.00	7.94	99.0	1.59	0.00	1.59	1.59	12.71	38.12	1	2	.500
Cleavinger, Grant	4	0	1.00	15.75	9.00	9.00	9.00	18.00	2.0	2.25	2.25	2.25	9.00	0.00	54.00	0	0	---
Coats, TJ	3	1	1.44	8.31	10.38	8.31	10.38	12.46	1.2	0.00	0.00	4.15	10.38	4.15	49.85	1	1	1.000
Daiss, Casey	2	0	1.50	12.00	0.00	0.00	0.00	6.00	99.0	6.00	0.00	0.00	6.00	9.00	33.00	0	0	---
Encarnacion, Blake	2	0	0.50	0.00	0.00	0.00	9.00	9.00	1.0	0.00	0.00	0.00	9.00	9.00	45.00	0	0	---
Harrahill, Ryan	4	0	0.75	12.00	6.00	6.00	0.00	0.00	0.0	3.00	0.00	0.00	3.00	24.00	42.00	0	0	---
Horn, Ty	5	5	4.53	11.51	8.74	7.54	3.18	9.53	3.0	3.97	0.00	1.99	7.94	7.54	40.50	1	3	.333
Jasa, Carson	5	1	1.80	9.00	7.00	4.00	5.00	13.00	2.6	2.00	0.00	1.00	4.00	10.00	42.00	3	3	1.000
McConnaughey, Ma	3	3	4.44	7.43	6.08	6.08	4.05	12.83	3.2	2.03	0.00	0.68	8.10	6.08	39.15	1	1	1.000
Nowaczyk, Colin	3	0	1.44	10.38	2.08	2.08	6.23	8.31	1.3	0.00	0.00	0.00	8.31	8.31	41.54	0	0	---
Timmerman, Tucker	1	0	2.33	7.71	3.86	3.86	0.00	7.71	99.0	3.86	0.00	0.00	0.00	19.29	34.71	0	0	---
Walsh, Will	5	4	5.27	6.15	4.10	3.42	1.03	9.91	9.7	1.37	0.00	0.68	8.20	8.20	35.54	1	2	.500
Worthley, Jalen	7	0	1.14	12.38	9.00	9.00	5.62	7.88	1.4	4.50	0.00	1.12	5.62	13.50	45.00	0	0	---
Totals	18	18	8.67	9.46	5.77	5.08	3.52	9.46	2.7	2.13	0.06	0.98	7.44	8.83	40.27	14	20	.700
Opponents	18	18	8.78	8.26	5.18	4.50	3.47	9.97	2.9	1.48	0.17	0.80	9.17	6.78	39.99	20	28	.714

* = average based on 9-inning game

STARTERS

Player	era	w-l	app	gs	cg	sho	sv	ip	h	r	er	bb	so	2b	3b	hr	b/avg	wp	hp	bks	sfa	sha
Jasa, Carson	0.00	1-0	1	1	0	0/0	0	5.0	2	0	0	1	8	1	0	0	.118	0	0	0	0	0
Brockett, Jackson	3.18	0-1	4	4	0	0/0	0	17.0	20	6	6	6	12	4	0	2	.290	2	2	0	0	0
Walsh, Will	4.03	1-3	4	4	0	0/1	0	22.1	18	12	10	3	23	4	0	2	.222	0	4	0	1	3
McConnaughey, Maso	6.08	1-1	3	3	0	0/0	0	13.1	11	9	9	6	19	3	0	1	.216	0	1	0	0	0
Horn, Ty	7.54	0-3	5	5	0	0/0	0	22.2	29	22	19	8	24	10	0	5	.315	0	1	1	0	1
Coats, TJ	9.00	0-0	1	1	0	0/0	0	2.0	2	2	2	2	3	0	0	0	.286	3	1	0	1	0
Totals	5.03	3-8	18	18	0	1/1	0	82.1	82	51	46	26	89	22	0	10	.259	5	9	1	2	4
Opponents	4.63	6-7	18	18	1	0/0	0	83.2	80	52	43	29	91	16	2	6	.243	12	15	0	5	0

RELIEVERS

Player	era	w-l	app	gs	cg	sho	sv	ip	h	r	er	bb	so	2b	3b	hr	b/avg	wp	hp	bks	sfa	sha
Bender, Pryce	0.00	0-0	5	0	0	0/0	0	6.1	4	0	0	2	4	1	0	0	.174	0	3	0	0	0
Walsh, Will	0.00	1-0	1	0	0	0/0	0	4.0	0	0	0	0	6	0	0	0	.000	0	0	0	0	0
Daiss, Casey	0.00	0-0	2	0	0	0/0	0	3.0	4	0	0	0	2	2	0	0	.364	0	0	0	0	0
Encarnacion, Blake	0.00	0-0	2	0	0	0/0	0	1.0	0	0	0	1	1	0	0	0	.000	0	1	0	0	0
Nowaczyk, Colin	2.08	0-0	3	0	0	0/0	0	4.1	5	1	1	3	4	0	0	0	.294	1	0	0	0	0
Blachowicz, Gavin	2.70	1-0	4	0	0	0/0	0	6.2	5	2	2	3	5	1	0	0	.217	2	0	0	0	0
Clark, Caleb	3.18	0-1	7	0	0	0/0	0	5.2	9	3	2	0	5	1	0	1	.391	1	0	0	0	1
Broderick, Luke	3.38	0-0	5	0	0	0/0	3	5.1	5	2	2	3	6	1	0	1	.294	1	0	0	1	1
Timmerman, Tucker	3.86	0-0	1	0	0	0/0	0	2.1	2	1	1	0	2	1	0	0	.222	0	0	0	0	0
Harrahill, Ryan	6.00	0-0	4	0	0	0/0	0	3.0	4	2	2	0	0	1	0	0	.286	0	0	0	0	0
Coats, TJ	7.71	0-0	2	0	0	0/0	0	2.1	2	3	2	3	3	0	0	2	.200	0	0	0	0	0
Christo, Drew	8.53	1-1	8	0	0	0/0	0	12.2	13	14	12	6	16	1	0	0	.277	4	1	0	3	3
Worthley, Jalen	9.00	1-0	7	0	0	0/0	0	8.0	11	8	8	5	7	4	0	1	.333	1	0	0	1	1
Jasa, Carson	9.00	0-1	4	0	0	0/1	0	4.0	7	7	4	4	5	1	0	1	.368	1	1	0	0	0
Cleavinger, Grant	9.00	0-0	4	0	0	0/0	0	4.0	7	4	4	4	8	1	1	1	.389	0	1	0	1	0
Brockett, Jackson	18.00	0-0	1	0	0	0/0	0	1.0	4	2	2	1	1	0	0	0	.571	0	0	0	0	0
Totals	5.13	4-3	18	0	0	1/1	3	73.2	82	49	42	35	75	15	1	7	.287	11	7	0	6	6
Opponents	4.36	5-0	18	0	0	0/0	4	74.1	65	39	36	32	84	10	1	8	.236	9	12	0	4	0

STARTERS GAME-BY-GAME

Opponent	W-L	IP	H	R	ER	BB	K
vs. UC Irvine	L	3.2	5	6	6	3	9
vs. #16 Vanderbilt	--	4.0	4	3	3	2	6
vs. San Diego State	W	7.0	5	0	0	1	6
at Grand Canyon	-	6.0	6	1	1	0	3
at Louisiana	W	6.0	4	1	1	0	6
at Louisiana	L	6.0	4	2	2	2	5
at Louisiana	L	2.0	4	5	4	0	2
vs. Sam Houston	-	3.2	2	2	2	3	4
vs. #2 LSU	-	4.2	8	4	4	1	3
vs. Kansas State	L	2.0	3	2	2	2	4
Washington	L	4.0	7	7	7	1	4
Washington	L	7.0	3	3	2	0	9
Washington	-	4.2	5	0	0	2	4
Wichita State	W	5.0	2	0	0	1	8
Wichita State	-	2.0	2	2	2	2	3
at UCLA	L	6.1	6	4	4	2	6
at UCLA	L	4.0	6	6	3	2	6
at UCLA	-	4.1	6	3	3	2	1

BULLPEN GAME-BY-GAME

Opponent	W-L	IP	H	R	ER	BB	K
vs. UC Irvine	--	5.1	6	4	4	4	4
vs. #16 Vanderbilt	W	5.0	3	1	1	3	4
vs. San Diego State	-	2.0	2	0	0	1	2
at Grand Canyon	L	2.0	4	2	2	0	3
at Louisiana	-	3.0	1	0	0	1	3
at Louisiana	-	2.0	1	2	0	1	2
at Louisiana	-	6.0	9	5	3	2	5
vs. Sam Houston	W	5.1	2	1	1	0	7
vs. #2 LSU	L	4.1	9	7	7	5	4
vs. Kansas State	-	7.0	7	7	6	6	6
Washington	-	5.0	8	4	4	1	5
Washington	-	2.0	4	3	1	1	1
Washington	W	4.1	5	2	2	1	7
Wichita State	-	4.0	2	1	1	1	6
Wichita State	W	7.0	7	2	2	3	8
at UCLA	-	1.2	1	1	1	2	1
at UCLA	-	4.0	7	5	5	3	2
at UCLA	L	3.2	4	2	2	0	5

STARTER RECORDS

Pitcher (Total Starts)	Record
Mason McConnaughey (3)	2-1
Ty Horn (5)	1-4
Will Walsh (4)	1-3
Jackson Brockett (4)	1-3
Carson Jasa (1)	1-0
TJ Coats (1)	1-0

QUALITY STARTS

Pitcher (Total Starts)	QS	Record
Will Walsh (4)	2	1-1
Mason McConnaughey (3)	1	1-0
Ty Horn (5)	1	0-1
Jackson Brockett (4)	1	0-1

RUN SUPPORT

Pitcher (Total Starts)	Runs	Runs/Start
Will Walsh (4)	17	4.3
Carson Jasa (1)	4	4.0
TJ Coats (1)	4	4.0
Ty Horn (5)	14	2.8
Mason McConnaughey (3)	7	2.3
Jackson Brockett (4)	6	1.5

TEAM BATTING

Category	Number	Game
At-Bats	38	vs. Sam Houston, 2/28/25
Runs Scored	13	vs. San Diego State, 2/16/25
Hits	12	vs. San Diego State, 2/16/25
	12	vs. Sam Houston, 2/28/25
Runs Batted In	13	vs. San Diego State, 2/16/25
Doubles	3	vs. UC Irvine, 2/14/25
	3	vs. Vanderbilt, 2/15/25
	3	at UCLA, 3/14/25
Triples	1	vs. Vanderbilt, 2/15/25
	1	vs. San Diego State, 2/16/25
	1	at Louisiana, 2/22/25
Home Runs	3	vs. Sam Houston, 2/28/25
Total Bases	22	vs. Sam Houston, 2/28/25
Walks	8	at Louisiana, 2/21/25
Strikeouts	15	vs. Vanderbilt, 2/15/25
Sacrifice Hits	2	vs. San Diego State, 2/16/25
	2	at Louisiana, 2/21/25
Stolen Bases	6	at Louisiana, 2/21/25
Hit by Pitch	5	vs. San Diego State, 2/16/25
	5	vs. Wichita State, 3/11/25

TEAM FIELDING

Category	Number	Game
Putouts	27	12 Times
Assists	14	at UCLA, 3/16/25
Errors	3	at Louisiana, 2/22/25
	3	vs. Washington, 3/8/25
Passed Balls	1	at Louisiana, 2/21/25
	1	at Louisiana, 2/22/25
	1	at Louisiana, 2/22/25
Double Plays Turned	2	Four Times

TEAM PITCHING

Category	Number	Game
Innings Pitched	9.0	12 Times
Runs Allowed	11	vs. LSU, 3/1/25
	11	vs. Washington, 3/8/25
	11	at UCLA, 3/15/25
Earned Runs	11	vs. LSU, 3/1/25
	11	vs. Washington, 3/8/25
Walks Allowed	8	vs. Kansas State, 3/2/25
Strikeouts	14	vs. Wichita State, 3/11/25
Hits Allowed	17	vs. LSU, 3/1/25
Doubles Allowed	8	vs. Washington, 3/8/25
Triples Allowed	1	vs. UC Irvine, 2/14/25
Home Runs Allowed	3	vs. Kansas State, 3/2/25
	3	at UCLA, 3/15/25
Wild Pitches	5	vs. Wichita State, 3/12/25
Hit Batters	2	Four Times

INDIVIDUAL BATTING

Category	Number	Game
At-Bats	5	20 Times
Runs Scored	3	M. Buettenback vs. UC Irvine, 2/14/25
	3	C. Brumbaugh vs. Wichita State, 3/11/25
	3	C. Sanderson vs. Wichita State, 3/11/25
Hits	3	Nine Times
Runs Batted In	6	G. Swansen vs. Vanderbilt, 2/15/25
Doubles	2	G. Swansen vs. Vanderbilt, 2/15/25
Triples	1	J. Overbeek vs. Vanderbilt, 2/15/25
	1	C. Brumbaugh vs. San Diego State, 2/16/25
	1	W. Jesske at Louisiana, 2/22/25
Home Runs	2	C. Frost vs. Sam Houston, 2/28/25
Total Bases	8	G. Swansen vs. Vanderbilt, 2/15/25
	8	C. Frost vs. Sam Houston, 2/28/25
Walks	3	C. Sanderson vs. Wichita State, 3/11/25
Strikeouts	3	14 Times
Sacrifice Hits	1	11 Times
Stolen Bases	2	D. Carey vs. San Diego State, 2/16/25
	2	W. Jesske at Louisiana, 2/21/25
Hit by Pitch	2	C. Brumbaugh vs. Wichita State, 3/11/25

INDIVIDUAL FIELDING

Category	Number	Game
Putouts	14	W. Jesske vs. Wichita State, 3/11/25
Assists	6	C. Brumbaugh vs. Vanderbilt, 2/15/25
	6	R. Stokes at UCLA, 3/16/25
Errors	2	W. Walsh at Louisiana, 2/22/25
	2	J. Overbeek vs. Washington, 3/9/25
Passed Balls	1	H. Helligso at Louisiana, 2/21/25
	1	H. Helligso at Louisiana, 2/22/25
	1	W. Jesske at Louisiana, 2/22/25

INDIVIDUAL PITCHING

Category	Number	Game
Innings Pitched	7.0	W. Walsh vs. San Diego State, 2/16/25
	7.0	W. Walsh vs. Washington, 3/9/25
Runs Allowed	7	T. Horn vs. Washington, 3/8/25
Earned Runs	7	T. Horn vs. Washington, 3/8/25
Walks Allowed	3	Four Times
Strikeouts	9	M. McConaughy vs. UC Irvine, 2/14/25
	9	W. Walsh vs. Washington, 3/9/25
Hits Allowed	8	T. Horn vs. LSU, 3/1/25
Doubles Allowed	5	T. Horn vs. LSU, 3/1/25
Triples Allowed	1	G. Cleavinger vs. UC Irvine, 2/14/25
Home Runs Allowed	2	T. Coats vs. Kansas State, 3/2/25
	2	T. Horn at UCLA, 3/15/25
Wild Pitches	3	T. Coats vs. Wichita State, 3/12/25
Hit Batters	2	P. Bender at UCLA, 3/15/25

No.	Player	Game	Date	Opponent	Pitcher	On Base	Inning	Outs	Count	Score	Final
1.	Gabe Swansen	2	Feb. 15	vs. Vanderbilt	Seiber	1	7	1	1-0	4-3	W, 6-4
2.	Max Buettenback	3	Feb. 16	vs. San Diego State	Miranda	1	5	2	1-1	6-0	W, 13-0
3.	Devin Nunez	7	Feb. 22	at Louisiana	Herrmann	0	8	1	0-0	1-10	L, 10-2
4.	Cael Frost	8	Feb. 28	vs. Sam Houston	Peterson	1	2	1	0-2	0-0	W, 8-3
5.	Cael Frost	8	Feb. 28	vs. Sam Houston	Peterson	0	6	1	1-0	3-3	W, 8-3
6.	Cayden Brumbaugh	8	Feb. 28	vs. Sam Houston	Baumann	1	7	1	3-2	5-3	W, 8-3
7.	Dylan Carey	10	March 2	vs. Kansas State	Sheffield	0	7	0	2-2	1-8	L, 9-6
8.	Devin Nunez	10	March 2	vs. Kansas State	Dean	1	9	1	0-0	4-9	L, 9-6
9.	Gabe Swansen	11	March 8	Washington-1	Sweeney	0	8	1	0-1	11-4	L, 11-5
10.	Cayden Brumbaugh	12	March 8	Washington-2	Thomas	1	6	2	1-2	0-0	L, 6-3
11.	Dylan Carey	13	March 9	Washington	Brandenburg	2	5	1	0-0	1-0	W, 6-2
12.	Devin Nunez	13	March 9	Washington	Gilbert	0	8	0	0-1	4-1	W, 6-2
13.	Max Buettenback	15	March 12	Wichita State	Anderson	0	5	1	3-2	4-3	W, 5-4
14.	Tyler Stone	16	March 14	at UCLA	O'Connor	1	6	2	1-2	0-2	L, 5-2

Score by innings	1	2	3	4	5	6	7	8	9	Total
Nebraska	16	12	5	8	9	5	15	16	5	91
Opponents	10	10	0	22	24	6	15	11	2	100

Record when ...

Overall	7-11	After 6 leading	7-2
Conference	1-5 trailing	0-7
Non-Conference	6-6 tied	0-2
Home games	3-2	After 7 leading	7-0
Away games	1-6 trailing	0-10
Neutral site	3-3 tied	0-1
Day games	2-10	After 8 leading	7-0
Night games	5-1 trailing	0-11
vs Left starter	4-2 tied	0-0
vs Right starter	3-9		
1-Run games	1-0	Hit 0 home runs	2-6
2-Run games	1-2	... 1 home run	3-4
5+Run games	4-5	... 2+ home runs	2-1
Extra innings	0-0		
Shutouts	1-0	Opponent 0 home runs	4-3
	 1 home run	3-4
Scoring 0-2 runs	0-4 2+ HRs	0-4
..... 3-5 runs	1-5		
..... 6-9 runs	4-2	Made 0 errors	5-4
..... 10+ runs	2-0 1 error	1-4
	 2+ errors	1-3
Opponent 0-2 runs	4-0		
..... 3-5 runs	3-4	Opp. made 0 errors	2-4
..... 6-9 runs	0-2 1 error	1-6
..... 10+ runs	0-5 2+ errors	4-1
Scored in 1st inning	5-3	Out-hit opponent	6-1
Opp. scored in 1st	1-4	Out-hit by opponent	1-10
Scores first	7-5	Hits are tied	0-0
Opp. scores first	0-6		

Record when team scores:

Runs	0	1	2	3	4	5	6	7	8	9	10+
W-L	0-0	0-2	0-2	0-3	0-0	1-2	3-2	0-0	1-0	0-0	2-0

Record when opponent scores:

Runs	0	1	2	3	4	5	6	7	8	9	10+
W-L	1-0	2-0	1-0	1-1	2-1	0-2	0-1	0-0	0-0	0-1	0-5

Record when leading after:

Inn.	1	2	3	4	5	6	7	8
W-L	5-3	7-4	7-4	7-3	6-1	7-2	7-0	7-0

Record when trailing after:

Inn.	1	2	3	4	5	6	7	8
W-L	0-4	0-6	0-6	0-7	0-7	0-7	0-10	0-11

Record when tied after:

Inn.	1	2	3	4	5	6	7	8
W-L	2-4	0-1	0-1	0-1	1-3	0-2	0-1	0-0

Current losing streak: 3
 Longest winning streak: 3
 Longest losing streak: 4

Home attendance : 20923 (4 dates avg = 5230)
 Away attendance : 37374 (12 dates avg = 3114)
 Total attendance: 58297 (16 dates avg = 3643)

Multiple Hit Games	2	3	4	5+	Total
Brumbaugh, Cayden	5	2	-	-	7
Nunez, Devin	2	2	-	-	4
Sanderson, Case	3	-	-	-	3
Carey, Dylan	1	2	-	-	3
Stokes, Rhett	2	-	-	-	2
Swansen, Gabe	1	1	-	-	2
Frost, Cael	1	1	-	-	2
Overbeek, Joshua	1	-	-	-	1
Bolin, Robby	-	1	-	-	1
Silva, Riley	1	-	-	-	1
Jesske, Will	1	-	-	-	1
Stone, Tyler	1	-	-	-	1
Helligso, Hogan	1	-	-	-	1
TEAM	20	9	0	0	29

Multiple RBI Games	2	3	4	5+	Total
Swansen, Gabe	2	1	-	1	4
Brumbaugh, Cayden	3	1	-	-	4
Carey, Dylan	2	1	-	-	3
Frost, Cael	1	1	-	-	2
Nunez, Devin	1	-	-	1	2
Buettenback, Max	-	-	1	-	1
Helligso, Hogan	1	-	-	-	1
Stone, Tyler	1	-	-	-	1
Sanderson, Case	1	-	-	-	1
TEAM	12	4	1	2	19

Hitting Streaks	Longest	Current
Brumbaugh, Cayden	9	1
Nunez, Devin	6	-
Frost, Cael	4	1
Carey, Dylan	4	3
Stokes, Rhett	3	-
Overbeek, Joshua	3	1
Jesske, Will	3	2
Sanderson, Case	3	1
Stone, Tyler	3	3
Buettenback, Max	2	-
Bolin, Robby	2	-
Swansen, Gabe	2	-
Silva, Riley	2	1
Helligso, Hogan	1	-

Reached Base Streaks	Longest	Current
Frost, Cael	13	2
Brumbaugh, Cayden	11	11
Sanderson, Case	6	5
Nunez, Devin	6	-
Carey, Dylan	5	3
Silva, Riley	5	1
Bolin, Robby	4	4
Stone, Tyler	3	3
Buettenback, Max	3	-
Swansen, Gabe	3	-
Jesske, Will	3	3
Overbeek, Joshua	3	1
Stokes, Rhett	3	-
Helligso, Hogan	2	-
Lewis, Hayden	1	1
Cymbalista, Colin	1	1



UTILITY
CAYDEN BRUMBAUGH 0

B/T: R/R HT: 5-11 WT: 195 CLASS: R-JR.

SEASON HIGH	CATEGORY	CAREER HIGH
3 (2x) last vs. Washington, 3/8/25	Hits	3 (6x) last vs. Washington, 3/8/25
3 vs. Wichita State, 3/11/25	Runs	3 (2x) last vs. Wichita State, 3/11/25
1 (5x) last at UCLA, 3/14/25	Doubles	2 (2x) last vs. Maryland, 4/19/24
1 vs. San Diego State, 2/16/25	Triples	1 (5x) last vs. San Diego State, 2/16/25
1 (2x) last vs. Washington, 3/8/25	Home Runs	Same
3 vs. Washington, 3/8/25	RBI	3 (3x) last vs. Washington, 3/8/25
1 (6x) last at UCLA, 3/14/25	Stolen Bases	2 (2x) last at Rutgers, 4/14/24

2025 GAME-BY-GAME STATISTICS

Date	Opponent	H-AB	R	RBI	2B	3B	HR	SB	BB	SO
2/14	vs. UC Irvine	0-5	0	0	0	0	0	0	0	3
2/15	vs. Vanderbilt	2-5	1	0	1	0	0	0	0	1
2/16	vs. San Diego State	2-5	2	2	1	1	0	0	0	1
2/17	at Grand Canyon	1-3	1	0	0	0	0	1	1	0
2/21	at Louisiana	3-4	1	1	0	0	0	1	1	0
2/22	at Louisiana	1-4	0	0	0	0	0	1	0	0
2/22	at Louisiana	0-4	0	0	0	0	0	0	0	1
2/28	vs. Sam Houston	1-4	2	2	0	0	1	0	1	1
3/1	vs. LSU	2-5	1	2	0	0	0	0	0	2
3/2	vs. Kansas State	1-5	1	0	0	0	0	0	0	0
3/8	Washington-1	1-5	0	0	0	0	0	0	0	0
3/8	Washington-2	2-3	1	3	0	0	1	1	1	0
3/9	Washington	3-4	1	0	0	0	0	0	0	0
3/11	Wichita State	1-3	2	0	1	0	0	1	0	0
3/12	Wichita State	1-4	1	1	1	0	0	0	0	1
3/14	at UCLA	2-4	0	0	1	0	0	1	0	1
3/15	at UCLA	0-3	0	0	0	0	0	0	1	1
3/16	at UCLA	1-4	0	0	0	0	0	0	0	2



OUTFIELDER
RILEY SILVA 1

B/T: L/R HT: 6-0 WT: 190 CLASS: SR.

SEASON HIGH	CATEGORY	CAREER HIGH
2 vs. San Diego State, 2/16/25	Hits	3 (3x) last at Michigan State, 5/17/24
2 vs. San Diego State, 2/16/25	Runs	3 (4x) last at Michigan State, 5/17/24
	Doubles	1 (5x) last vs. Indiana, 5/11/24
	Triples	1 (2x) last vs. South Dakota State, 5/8/24
	Home Runs	
1 (2x) last vs. LSU, 3/1/25	RBI	3 vs. Maryland, 4/21/24
1 (2x) last at Louisiana, 2/21/25	Stolen Bases	2 (5x) last vs. Kansas State, 5/1/24

2025 GAME-BY-GAME STATISTICS

Date	Opponent	H-AB	R	RBI	2B	3B	HR	SB	BB	SO
2/15	vs. Vanderbilt	1-4	0	0	0	0	0	0	0	1
2/16	vs. San Diego State	2-4	2	1	0	0	0	1	0	0
2/17	at Grand Canyon	0-2	0	0	0	0	0	0	0	0
2/21	at Louisiana	1-3	0	0	0	0	0	1	2	1
2/22	at Louisiana	1-3	0	0	0	0	0	0	0	1
2/28	vs. Sam Houston	0-0	0	0	0	0	0	0	0	0
3/1	vs. LSU	0-2	0	1	0	0	0	0	0	0
3/2	vs. Kansas State	0-2	0	0	0	0	0	0	0	0
3/8	Washington-2	0-0	0	0	0	0	0	0	0	0
3/9	Washington	0-0	0	0	0	0	0	0	0	0
3/11	Wichita State	0-0	0	0	0	0	0	0	0	0
3/12	Wichita State	0-0	0	0	0	0	0	0	0	0
3/14	at UCLA	0-0	0	0	0	0	0	0	0	0
3/15	at UCLA	1-1	1	0	0	0	0	0	0	0



INFIELDER
JOSHUA OVERBEEK 4

B/T: S/R HT: 6-1 WT: 210 CLASS: SR.

SEASON HIGH	CATEGORY	CAREER HIGH
2 vs. LSU, 3/1/25	Hits	4 vs. Texas Tech, 2/17/24
2 vs. LSU, 3/1/25	Runs	3 (2x) last vs. Maryland, 4/21/24
1 (3x) last vs. LSU, 3/1/25	Doubles	2 vs. Indiana, 5/25/24
1 vs. Vanderbilt, 2/15/25	Triples	1 vs. Niagara, 6/1/24
	Home Runs	1 (7x) last vs. Florida, 6/2/24
	RBI	4 (2x) last vs. Florida, 6/2/24
1 at UCLA, 3/16/25	Stolen Bases	2 (2x) last vs. Iowa, 4/26/24

2025 GAME-BY-GAME STATISTICS

Date	Opponent	H-AB	R	RBI	2B	3B	HR	SB	BB	SO
2/15	vs. Vanderbilt	1-3	0	0	0	1	0	0	1	2
2/16	vs. San Diego State	1-2	1	0	0	0	0	0	0	1
2/17	at Grand Canyon	1-3	0	0	1	0	0	0	0	1
2/21	at Louisiana	0-3	0	0	0	0	0	0	0	3
2/22	at Louisiana	0-0	0	0	0	0	0	0	0	0
2/28	vs. Sam Houston	1-5	1	0	1	0	0	0	0	2
3/1	vs. LSU	2-4	2	0	1	0	0	0	1	1
3/2	vs. Kansas State	0-1	1	0	0	0	0	0	0	1
3/8	Washington-1	0-5	0	0	0	0	0	0	0	1
3/8	Washington-2	1-3	1	0	0	0	0	0	0	1
3/9	Washington	1-2	0	0	0	0	0	0	0	0
3/12	Wichita State	0-1	0	0	0	0	0	0	0	0
3/14	at UCLA	0-4	0	0	0	0	0	0	0	3
3/16	at UCLA	1-3	1	0	0	0	0	1	1	1



OUTFIELDER
ROBBY BOLIN 5

B/T: L/L HT: 6-2 WT: 205 CLASS: JR.

SEASON HIGH	CATEGORY	CAREER HIGH
3 at UCLA, 3/15/25	Hits	Same
1 (3x) last vs. Wichita State, 3/11/25	Runs	Same
1 vs. UC Irvine, 2/14/25	Doubles	Same
	Triples	
	Home Runs	
1 (3x) last at UCLA, 3/15/25	RBI	Same
	Stolen Bases	

2025 GAME-BY-GAME STATISTICS

Date	Opponent	H-AB	R	RBI	2B	3B	HR	SB	BB	SO
2/14	vs. UC Irvine	1-4	1	0	1	0	0	0	0	2
2/15	vs. Vanderbilt	0-0	0	0	0	0	0	0	0	0
2/16	vs. San Diego State	1-1	1	1	0	0	0	0	0	0
2/17	at Grand Canyon	0-1	0	0	0	0	0	0	0	0
2/21	at Louisiana	0-1	0	0	0	0	0	0	0	1
2/28	vs. Sam Houston	0-2	0	0	0	0	0	0	1	2
3/9	Washington	0-1	0	0	0	0	0	0	0	0
3/11	Wichita State	0-0	1	1	0	0	0	0	0	0
3/12	Wichita State	0-0	0	0	0	0	0	0	0	0
3/14	at UCLA	1-2	0	0	0	0	0	0	0	0
3/15	at UCLA	3-4	0	1	0	0	0	0	0	1
3/16	at UCLA	0-3	0	0	0	0	0	0	1	1



RIGHT-HANDED PITCHER
PRYCE BENDER 6

B/T: R/R HT: 6-3 WT: 185 CLASS: FR.

SEASON HIGH	CATEGORY	CAREER HIGH
2.1 at UCLA, 3/15/25	Innings	Same
	Runs	
	Earned Runs	
2 at UCLA, 3/15/25	Walks	Same
2 at Louisiana, 2/21/25	Strikeouts	Same

2025 GAME-BY-GAME STATISTICS

Date	Opponent	GS	IP	H	R	ER	BB	SO	W-L	SV	ERA
2/14	vs. UC Irvine	2.0	0	0	0	0	0	1	0-0	0	0.00
2/21	at Louisiana	1.0	0	0	0	0	0	2	0-0	0	0.00
3/1	vs. LSU	0.1	2	0	0	0	0	0	0-0	0	0.00
3/11	Wichita State	0.2	1	0	0	0	1	0	0-0	0	0.00
3/15	at UCLA	2.1	1	0	0	0	2	0	0-0	0	0.00



CATCHER
HOGAN HELIGSO 10

B/T: R/R HT: 6-0 WT: 195 CLASS: SR.

SEASON HIGH	CATEGORY	CAREER HIGH
2 vs. Sam Houston, 2/28/25	Hits	3 (2x) last at UConn, 5/12/24
1 at Louisiana, 2/21/25	Runs	4 (2x) last vs. Houston Christian, 2/23/24
	Doubles	2 (2x) last at Stanford, 3/24/24
	Triples	1 (2x) last vs. St. Thomas, 4/2/23
	Home Runs	1 (5x) last at UConn, 5/11/24
2 at Louisiana, 2/21/25	RBI	3 (2x) last vs. St. Thomas, 4/1/23
	Stolen Bases	2 vs. St. John's, 4/21/23

2025 GAME-BY-GAME STATISTICS

Date	Opponent	H-AB	R	RBI	2B	3B	HR	SB	BB	SO
2/14	vs. UC Irvine	1-3	0	0	0	0	0	0	0	1
2/15	vs. Vanderbilt	0-3	0	0	0	0	0	0	1	2
2/17	at Grand Canyon	0-3	0	0	0	0	0	0	0	0
2/21	at Louisiana	0-3	1	2	0	0	0	0	1	0
2/22	at Louisiana	0-2	0	0	0	0	0	0	0	1
2/28	vs. Sam Houston	2-4	0	1	0	0	0	0	0	1
3/1	vs. LSU	0-2	0	0	0	0	0	0	0	1
3/2	vs. Kansas State	0-2	0	0	0	0	0	0	0	1
3/8	Washington-1	1-3	0	0	0	0	0	0	0	2
3/12	Wichita State	0-3	0	0	0	0	0	0	0	0
3/15	at UCLA	0-3	0	0	0	0	0	0	0	3



INFIELDER
RHETT STOKES 9

B/T: R/R HT: 5-10 WT: 195 CLASS: SR.

SEASON HIGH	CATEGORY	CAREER HIGH
2 (2x) last vs. Washington, 3/9/25	Hits	3 (9x) last vs. Ohio State, 5/24/24
1 (3x) last vs. Wichita State, 3/11/25	Runs	3 (2x) last vs. Omaha, 3/19/24
	Doubles	2 (3x) last vs. Nicholls, 3/17/24
	Triples	
	Home Runs	1 at Creighton, 4/30/24
1 (4x) last vs. Wichita State, 3/12/25	RBI	3 vs. South Alabama, 3/9/24
1 (2x) last vs. K-State, 3/2/25	Stolen Bases	1 (8x) last vs. Kansas State, 3/2/25

2025 GAME-BY-GAME STATISTICS

Date	Opponent	H-AB	R	RBI	2B	3B	HR	SB	BB	SO
2/14	vs. UC Irvine	1-3	0	1	0	0	0	0	0	1
2/16	vs. San Diego State	1-2	0	1	0	0	0	0	0	0
2/21	at Louisiana	1-5	0	0	0	0	0	1	0	2
2/22	at Louisiana	0-3	0	0	0	0	0	0	0	1
2/22	at Louisiana	0-3	0	0	0	0	0	0	0	1
3/2	vs. Kansas State	1-4	1	0	0	0	0	1	0	0
3/8	Washington-1	2-4	0	1	0	0	0	0	0	0
3/8	Washington-2	0-3	0	0	0	0	0	0	0	1
3/9	Washington	2-4	1	0	0	0	0	0	0	0
3/11	Wichita State	1-3	1	0	0	0	0	0	0	0
3/12	Wichita State	0-3	0	1	0	0	0	0	0	2
3/15	at UCLA	0-3	0	0	0	0	0	0	1	1
3/16	at UCLA	0-3	0	0	0	0	0	0	0	2




UTILITY
MAX BUETTENBACK 11

B/T: L/R HT: 6-2 WT: 215 CLASS: SO.

SEASON HIGH	CATEGORY	CAREER HIGH
1 (6x) last at UCLA, 3/14/25	Hits	1 (6x) last vs. Wichita State, 3/12/25
3 vs. UC Irvine, 2/14/25	Runs	Same
1 (2x) last at UCLA, 3/14/25	Doubles	Same
	Triples	
1 (2x) last vs. Wichita State, 3/12/25	Home Runs	1 (3x) last vs. Wichita State, 3/12/25
4 vs. San Diego State, 2/16/25	RBI	Same
	Stolen Bases	

2025 GAME-BY-GAME STATISTICS

Date	Opponent	H-AB	R	RBI	2B	3B	HR	SB	BB	SO
2/14	vs. UC Irvine	1-3	3	0	1	0	0	0	2	1
2/15	vs. Vanderbilt	0-4	1	0	0	0	0	0	1	3
2/16	vs. San Diego State	1-3	2	4	0	0	1	0	1	0
2/17	at Grand Canyon	0-4	0	0	0	0	0	0	0	3
2/21	at Louisiana	1-4	1	0	0	0	0	0	0	1
2/22	at Louisiana	1-4	0	0	0	0	0	0	0	2
3/1	vs. LSU	0-2	0	0	0	0	0	0	0	0
3/8	Washington-2	0-1	0	0	0	0	0	0	0	1
3/12	Wichita State	1-1	1	1	0	0	1	0	1	0
3/14	at UCLA	1-4	0	0	1	0	0	0	0	2
3/15	at UCLA	0-3	1	0	0	0	0	0	1	0
3/16	at UCLA	0-2	0	0	0	0	0	0	0	2



**OUTFIELDER
CAEL FROST 12**

B/T: L/R HT: 6-0 WT: 200 CLASS: SR.

SEASON HIGH	CATEGORY	CAREER HIGH
3 vs. LSU, 3/1/25	Hits	3 (8x) last vs. LSU, 3/1/25
2 (2x) last vs. Washington, 3/8/25	Runs	3 at North Dakota State, 4/6/24
	Doubles	2 (2x) last at Northern Colorado, 5/4/24
	Triples	
2 vs. Sam Houston, 2/28/25	Home Runs	2 (2x) last vs. Sam Houston, 2/28/25
3 vs. Sam Houston, 2/28/25	RBI	4 (2x) last at Omaha, 4/12/24
1 vs. Kansas State, 3/2/25	Stolen Bases	1 (2x) last vs. Kansas State, 3/2/25

2025 GAME-BY-GAME STATISTICS

Date	Opponent	H-AB	R	RBI	2B	3B	HR	SB	BB	SO
2/14	vs. UC Irvine	0-3	0	0	0	0	0	0	1	0
2/15	vs. Vanderbilt	0-3	0	0	0	0	0	0	0	2
2/16	vs. San Diego State	0-2	1	0	0	0	0	0	1	1
2/17	at Grand Canyon	0-3	0	0	0	0	0	0	1	1
2/22	at Louisiana	0-2	0	0	0	0	0	0	0	2
2/28	vs. Sam Houston	2-4	2	3	0	0	2	0	1	1
3/1	vs. LSU	3-4	0	2	0	0	0	0	0	1
3/2	vs. Kansas State	1-4	1	0	0	0	0	1	0	2
3/8	Washington-1	1-4	2	0	0	0	0	0	1	2
3/8	Washington-2	0-3	0	0	0	0	0	0	1	1
3/9	Washington	0-3	1	0	0	0	0	0	1	1
3/11	Wichita State	1-3	1	1	0	0	0	0	1	1
3/12	Wichita State	0-3	1	0	0	0	0	0	1	0
3/14	at UCLA	0-1	0	0	0	0	0	0	0	1
3/15	at UCLA	0-0	0	0	0	0	0	0	1	0
3/16	at UCLA	1-3	1	0	0	0	0	0	1	0



**UTILITY
WILL JESKKE 13**

B/T: R/R HT: 5-11 WT: 210 CLASS: SO.

SEASON HIGH	CATEGORY	CAREER HIGH
2 vs. San Diego State, 2/16/25	Hits	2 (3x) last vs. San Diego State, 2/16/25
2 at Louisiana, 2/21/25	Runs	Same
1 (2x) last vs. Kansas State, 3/2/25	Doubles	1 (3x) last vs. Kansas State, 3/2/25
1 at Louisiana, 2/22/25	Triples	Same
	Home Runs	
1 (3x) last vs. Wichita State, 3/11/25	RBI	2 at Charleston, 3/3/24
2 at Louisiana, 2/21/25	Stolen Bases	Same

2025 GAME-BY-GAME STATISTICS

Date	Opponent	H-AB	R	RBI	2B	3B	HR	SB	BB	SO
2/16	vs. San Diego State	2-4	1	1	0	0	0	0	0	0
2/21	at Louisiana	1-3	2	0	1	0	0	2	2	0
2/22	at Louisiana	0-4	0	0	0	0	0	0	0	2
2/22	at Louisiana	1-4	0	1	0	1	0	0	0	0
2/28	vs. Sam Houston	1-1	0	0	0	0	0	0	0	0
3/1	vs. LSU	0-1	0	0	0	0	0	0	0	0
3/2	vs. Kansas State	1-2	0	0	1	0	0	0	0	1
3/8	Washington-2	1-3	0	0	0	0	0	1	1	0
3/9	Washington	1-5	0	0	0	0	0	0	0	0
3/11	Wichita State	0-4	0	1	0	0	0	0	0	0
3/12	Wichita State	0-1	1	0	0	0	0	0	1	0
3/14	at UCLA	1-4	1	0	0	0	0	0	0	0
3/16	at UCLA	1-4	1	0	0	0	0	0	0	0



**UTILITY
CASE SANDERSON 14**

B/T: L/L HT: 6-2 WT: 215 CLASS: SO.

SEASON HIGH	CATEGORY	CAREER HIGH
2 (3x) last vs. Washington, 3/9/25	Hits	3 (5x) last vs. Purdue, 5/22/24
3 vs. Wichita State, 3/11/25	Runs	3 (2x) last vs. Wichita State, 3/11/25
1 at Grand Canyon, 2/17/25	Doubles	1 (6x) last vs. Florida, 6/2/24
	Triples	1 at Grand Canyon, 2/22/24
	Home Runs	1 (3x) last vs. Niagara, 6/1/24
2 vs. Washington, 3/9/25	RBI	4 vs. Niagara, 6/1/24
	Stolen Bases	

2025 GAME-BY-GAME STATISTICS

Date	Opponent	H-AB	R	RBI	2B	3B	HR	SB	BB	SO
2/14	vs. UC Irvine	1-2	0	1	0	0	0	0	2	0
2/15	vs. Vanderbilt	1-4	2	0	0	0	0	0	1	1
2/16	vs. San Diego State	0-3	1	0	0	0	0	0	0	1
2/17	at Grand Canyon	2-4	0	0	1	0	0	0	1	1
2/21	at Louisiana	1-3	0	1	0	0	0	0	2	0
2/22	at Louisiana	0-3	0	0	0	0	0	0	0	0
2/22	at Louisiana	0-3	0	0	0	0	0	0	0	1
2/28	vs. Sam Houston	2-5	1	0	0	0	0	0	0	1
3/1	vs. LSU	1-4	0	1	0	0	0	0	0	1
3/2	vs. Kansas State	0-4	0	0	0	0	0	0	0	2
3/8	Washington-2	0-1	0	0	0	0	0	0	0	1
3/9	Washington	2-4	0	2	1	0	0	0	1	0
3/11	Wichita State	1-2	3	0	0	0	0	0	3	1
3/12	Wichita State	1-3	1	0	0	0	0	0	1	0
3/14	at UCLA	0-3	0	0	0	0	0	0	1	0
3/15	at UCLA	1-4	0	0	0	0	0	0	0	1



**INFIELDER
DYLAN CAREY 15**

B/T: R/R HT: 6-3 WT: 210 CLASS: JR.

SEASON HIGH	CATEGORY	CAREER HIGH
3 vs. UC Irvine, 2/14/25	Hits	4 vs. Hawaii, 3/4/23
1 (9x) last at UCLA, 3/15/25	Runs	3 (3x) last vs. New Mexico State, 3/22/24
1 (5x) last at UCLA, 3/16/25	Doubles	2 (4x) last at Charleston, 3/3/24
	Triples	1 (2x) last vs. Penn State, 5/12/23
1 (2x) last vs. Washington, 3/9/25	Home Runs	1 (12x) last vs. K-State, 3/2/25
3 vs. Washington, 3/9/25	RBI	4 at Omaha, 4/25/23
2 vs. San Diego State, 2/16/25	Stolen Bases	1 (7x) last vs. Niagara, 6/1/24

2025 GAME-BY-GAME STATISTICS

Date	Opponent	H-AB	R	RBI	2B	3B	HR	SB	BB	SO
2/14	vs. UC Irvine	3-5	1	1	1	0	0	0	0	1
2/15	vs. Vanderbilt	0-3	1	0	0	0	0	0	2	3
2/16	vs. San Diego State	1-2	1	1	0	0	0	2	2	0
2/17	at Grand Canyon	0-4	0	1	0	0	0	0	0	1
2/21	at Louisiana	1-4	1	1	0	0	0	1	0	3
2/22	at Louisiana	1-4	0	1	1	0	0	0	0	3
2/22	at Louisiana	1-4	1	0	0	0	0	0	0	0
2/28	vs. Sam Houston	0-5	0	1	0	0	0	0	0	1
3/1	vs. LSU	0-4	0	0	0	0	0	0	0	0
3/2	vs. Kansas State	3-4	1	2	1	0	1	0	0	0
3/8	Washington-1	1-3	1	0	0	0	0	0	0	0
3/8	Washington-2	1-4	0	0	1	0	0	0	0	2
3/9	Washington	1-3	1	3	0	0	1	0	1	0
3/11	Wichita State	0-4	0	0	0	0	0	0	0	3
3/12	Wichita State	0-3	0	0	0	0	0	0	0	2
3/14	at UCLA	1-4	0	0	0	0	0	0	0	0
3/15	at UCLA	1-2	1	1	0	0	0	0	1	1
3/16	at UCLA	2-4	0	2	1	0	0	0	0	1



INFILDER
DEVIN NUNEZ 16

B/T: L/R HT: 5-11 WT: 180 CLASS: FR.

SEASON HIGH	CATEGORY	CAREER HIGH
3 (2x) last vs. Wichita State, 3/11/25	Hits	Same
2 vs. LSU, 3/1/25	Runs	Same
	Doubles	
	Triples	
1 (3x) last vs. Washington, 3/9/25	Home Runs	Same
5 vs. Wichita State, 3/11/25	RBI	Same
1 (2x) last vs. Wichita State, 3/11/25	Stolen Bases	Same

2025 GAME-BY-GAME STATISTICS

Date	Opponent	H-AB	R	RBI	2B	3B	HR	SB	BB	SO
2/16	vs. San Diego State	0-1	0	0	0	0	0	0	0	0
2/22	at Louisiana	1-1	1	0	0	0	0	0	0	0
2/22	at Louisiana	1-2	1	1	0	0	1	1	1	0
2/28	vs. Sam Houston	2-4	1	1	0	0	0	0	1	0
3/1	vs. LSU	3-5	2	0	0	0	0	0	0	1
3/2	vs. Kansas State	2-5	1	2	0	0	1	0	0	3
3/8	Washington-1	1-5	0	0	0	0	0	0	0	3
3/8	Washington-2	0-4	1	0	0	0	0	0	0	2
3/9	Washington	1-2	1	1	0	0	1	0	0	0
3/11	Wichita State	3-5	0	5	0	0	0	1	0	1
3/12	Wichita State	1-4	0	0	0	0	0	0	0	0
3/14	at UCLA	0-3	0	0	0	0	0	0	1	3
3/15	at UCLA	1-4	0	0	0	0	0	0	0	0
3/16	at UCLA	0-1	0	0	0	0	0	0	0	1



CATCHER
KANON SUNDGREN 18

B/T: R/R HT: 6-1 WT: 185 CLASS: JR.

SEASON HIGH	CATEGORY	CAREER HIGH
	Hits	
	Runs	
	Doubles	
	Triples	
	Home Runs	
	RBI	
	Stolen Bases	

2025 GAME-BY-GAME STATISTICS

Date	Opponent	H-AB	R	RBI	2B	3B	HR	SB	BB	SO
------	----------	------	---	-----	----	----	----	----	----	----



OUTFIELDER
HAYDEN LEWIS 17

B/T: L/L HT: 6-1 WT: 205 CLASS: R-SO.

SEASON HIGH	CATEGORY	CAREER HIGH
	Hits	
	Runs	
	Doubles	
	Triples	
	Home Runs	
1 vs. Kansas State, 3/2/25	RBI	Same
	Stolen Bases	

2025 GAME-BY-GAME STATISTICS

Date	Opponent	H-AB	R	RBI	2B	3B	HR	SB	BB	SO
2/16	vs. San Diego State	0-0	0	0	0	0	0	0	0	0
2/22	at Louisiana	0-2	0	0	0	0	0	0	0	1
3/2	vs. Kansas State	0-1	0	1	0	0	0	0	0	0
3/15	at UCLA	0-0	0	0	0	0	0	0	0	0



RIGHT-HANDED PITCHER
TY HORN 20

B/T: L/R HT: 6-2 WT: 200 CLASS: SO.

SEASON HIGH	CATEGORY	CAREER HIGH
6.0 at Louisiana, 2/22/25	Innings	Same
7 vs. Washington, 3/8/25	Runs	Same
7 vs. Washington, 3/8/25	Earned Runs	Same
2 (3x) last at UCLA, 3/15/25	Walks	3 vs. Nicholls, 3/17/24
6 (2x) last at UCLA, 3/15/25	Strikeouts	Same

2025 GAME-BY-GAME STATISTICS

Date	Opponent	GS	IP	H	R	ER	BB	SO	W-L	SV	ERA
2/15	vs. Vanderbilt	*	4.0	4	3	3	2	6	0-0	0	6.75
2/22	at Louisiana	*	6.0	4	2	2	2	5	0-1	0	4.50
3/1	vs. LSU	*	4.2	8	4	4	1	3	0-1	0	5.52
3/8	Washington-1	*	4.0	7	7	7	1	4	0-2	0	7.71
3/15	at UCLA	*	4.0	6	6	3	2	6	0-3	0	7.54



INFILDER
JARON COTTON 21

B/T: R/R HT: 6-3 WT: 200 CLASS: JR.

SEASON HIGH	CATEGORY	CAREER HIGH
1 vs. Wichita State, 3/11/25	Hits	Same
	Runs	Same
	Doubles	
	Triples	
	Home Runs	
	RBI	
	Stolen Bases	

2025 GAME-BY-GAME STATISTICS

Date	Opponent	H-AB	R	RBI	2B	3B	HR	SB	BB	SO
2/16	vs. San Diego State	0-1	0	0	0	0	0	0	0	1
3/12	Wichita State	0-0	1	0	0	0	0	0	0	0
3/15	at UCLA	0-1	0	0	0	0	0	0	0	0



LEFT-HANDED PITCHER
CALEB CLARK 24

B/T: L/L HT: 6-2 WT: 210 CLASS: JR.

SEASON HIGH	CATEGORY	CAREER HIGH
1.2 vs. Washington, 3/8/25	Innings	4.1 at San Diego, 2/19/23
2 at UCLA, 3/16/25	Runs	8 (2x) last vs. Ohio State, 5/21/24
2 at UCLA, 3/16/25	Earned Runs	8 (2x) last vs. Ohio State, 5/21/24
	Walks	3 vs. Oklahoma, 2/18/24
1 (5x) last at UCLA, 3/16/25	Strikeouts	4 (4x) last vs. SDSU, 5/8/24

2025 GAME-BY-GAME STATISTICS

Date	Opponent	GS	IP	H	R	ER	BB	SO	W-L	SV	ERA
2/17	at Grand Canyon	0.1	0	0	0	0	0	1	0-0	0	0.00
2/22	at Louisiana	0.1	1	1	0	0	0	0	0-0	0	0.00
3/1	vs. LSU	0.1	2	0	0	0	0	0	0-0	0	0.00
3/8	Washington-2	1.2	2	0	0	0	0	1	0-0	0	0.00
3/12	Wichita State	0.2	0	0	0	0	0	1	0-0	0	0.00
3/14	at UCLA	1.0	0	0	0	0	0	1	0-0	0	0.00
3/16	at UCLA	1.1	4	2	2	0	0	1	0-1	0	3.18



RIGHT-HANDED PITCHER
BLAKE ENCARNACION 23

B/T: R/R HT: 6-4 WT: 210 CLASS: FR.

SEASON HIGH	CATEGORY	CAREER HIGH
0.2 vs. LSU, 3/1/25	Innings	Same
	Runs	
	Earned Runs	
1 vs. LSU, 3/1/25	Walks	Same
1 at UCLA, 3/15/25	Strikeouts	Same

2025 GAME-BY-GAME STATISTICS

Date	Opponent	GS	IP	H	R	ER	BB	SO	W-L	SV	ERA
3/1	vs. LSU	0.2	0	0	0	0	1	0	0-0	0	0.00
3/15	at UCLA	0.1	0	0	0	0	0	1	0-0	0	0.00



RIGHT-HANDED PITCHER
DREW CHRISTO 25

B/T: R/R HT: 6-5 WT: 240 CLASS: SR.

SEASON HIGH	CATEGORY	CAREER HIGH
3.0 vs. Washington, 3/9/25	Innings	6.2 at Charleston, 2/29/24
4 vs. UC Irvine, 2/14/25	Runs	7 vs. South Alabama, 3/8/24
4 vs. UC Irvine, 2/14/25	Earned Runs	7 vs. South Alabama, 3/8/24
2 (3x) last at UCLA, 3/14/25	Walks	3 (4x) last at Rutgers, 4/14/24
6 vs. Washington, 3/9/25	Strikeouts	8 at Omaha, 4/25/23

2025 GAME-BY-GAME STATISTICS

Date	Opponent	GS	IP	H	R	ER	BB	SO	W-L	SV	ERA
2/14	vs. UC Irvine	0.2	2	4	4	2	1	0	0-0	0	54.00
2/17	at Grand Canyon	1.1	3	2	2	0	1	0	0-1	0	27.00
2/22	at Louisiana	1.2	2	3	1	0	1	0	0-1	0	17.18
3/2	vs. Kansas State	2.0	2	3	3	2	2	0	0-1	0	15.88
3/9	Washington	3.0	3	1	1	0	6	1	1-1	0	11.42
3/12	Wichita State	1.0	0	0	0	0	1	1	1-1	0	10.24
3/14	at UCLA	0.2	1	1	1	2	0	1	1-1	0	10.45
3/16	at UCLA	2.1	0	0	0	0	4	1	1-1	0	8.53



RIGHT-HANDED PITCHER
TJ COATS 26

B/T: R/R HT: 6-3 WT: 220 CLASS: SO.

SEASON HIGH	CATEGORY	CAREER HIGH
2.0 vs. Wichita State, 3/12/25	Innings	Same
3 vs. Kansas State, 3/2/25	Runs	Same
2 (2x) last vs. Wichita State, 3/12/25	Earned Runs	Same
3 vs. Kansas State, 3/2/25	Walks	Same
3 vs. Wichita State, 3/12/25	Strikeouts	Same

2025 GAME-BY-GAME STATISTICS

Date	Opponent	GS	IP	H	R	ER	BB	SO	W-L	SV	ERA
2/22	at Louisiana	1.0	0	0	0	0	0	1	0-0	0	0.00
3/2	vs. Kansas State	1.1	2	3	2	3	2	3	0-0	0	7.71
3/12	Wichita State	* 2.0	2	2	2	2	2	3	0-0	0	8.31



LEFT-HANDED PITCHER
WILL WALSH 30

B/T: L/R HT: 6-4 WT: 220 CLASS: R-SR.

SEASON HIGH	CATEGORY	CAREER HIGH
7.0 (2x) last vs. Washington, 3/8/25	Innings	9.0 (2x) last vs. Indiana, 5/25/24
5 at Louisiana, 2/22/25	Runs	5 (2x) last at Louisiana, 2/22/25
4 (2x) last at UCLA, 3/14/25	Earned Runs	5 at Purdue, 5/19/23
2 at UCLA, 3/14/25	Walks	3 at Iowa, 4/23/23
9 vs. Washington, 3/8/25	Strikeouts	11 vs. North Dakota State, 3/28/23

2025 GAME-BY-GAME STATISTICS

Date	Opponent	GS	IP	H	R	ER	BB	SO	W-L	SV	ERA
2/16	vs. San Diego St.	* 7.0	5	0	0	0	1	6	1-0	0	0.00
2/22	at Louisiana	* 2.0	4	5	4	0	2	2	1-1	0	4.00
2/28	vs. Sam Houston	4.0	0	0	0	0	6	2-1	0	2.77	
3/8	Washington-2	* 7.0	3	3	2	0	9	2-2	0	2.70	
3/14	at UCLA	* 6.1	6	4	4	2	6	2-3	0	3.42	



RIGHT-HANDED PITCHER
LUKE BRODERICK 28

B/T: R/R HT: 6-3 WT: 215 CLASS: JR.

SEASON HIGH	CATEGORY	CAREER HIGH
1.2 vs. Kansas State, 3/2/25	Innings	Same
1 (2x) last vs. Washington, 3/9/25	Runs	Same
1 (2x) last vs. Washington, 3/9/25	Earned Runs	Same
1 (3x) last vs. Wichita State, 3/12/25	Walks	Same
2 vs. Wichita State, 3/12/25	Strikeouts	Same

2025 GAME-BY-GAME STATISTICS

Date	Opponent	GS	IP	H	R	ER	BB	SO	W-L	SV	ERA
2/15	vs. Vanderbilt	1.0	0	0	0	0	0	1	0-0	1	0.00
2/17	at Grand Canyon	0.1	1	0	0	0	1	0-0	1	0.00	
3/2	vs. Kansas State	1.2	2	1	1	1	1	1	0-0	1	3.00
3/9	Washington	1.1	2	1	1	1	1	1	0-0	2	4.15
3/12	Wichita State	1.0	0	0	0	1	2	0-0	3	3.38	



RIGHT-HANDED PITCHER
TUCKER TIMMERMAN 32

B/T: R/R HT: 6-3 WT: 220 CLASS: SO.

SEASON HIGH	CATEGORY	CAREER HIGH
2.1 vs. Vanderbilt, 2/15/25	Innings	2.2 at Creighton, 4/2/24
1 vs. Vanderbilt, 2/15/25	Runs	4 (2x) last vs. Omaha, 3/19/24
1 vs. Vanderbilt, 2/15/25	Earned Runs	4 (2x) last vs. Omaha, 3/19/24
	Walks	3 vs. Nicholls, 3/15/24
2 vs. Vanderbilt, 2/15/25	Strikeouts	4 vs. South Alabama, 3/10/24

2025 GAME-BY-GAME STATISTICS

Date	Opponent	GS	IP	H	R	ER	BB	SO	W-L	SV	ERA
2/15	vs. Vanderbilt	2.1	2	1	1	0	2	0-0	0	3.86	



LEFT-HANDED PITCHER
JACKSON BROCKETT 33

B/T: L/L HT: 6-1 WT: 205 CLASS: SR.

SEASON HIGH	CATEGORY	CAREER HIGH
6.0 at Grand Canyon, 2/17/25	Innings	9.0 vs. Kansas State, 5/1/24
3 at UCLA, 3/16/25	Runs	7 vs. Florida, 6/2/24
3 at UCLA, 3/16/25	Earned Runs	6 vs. Florida, 6/2/24
2 (3x) last at UCLA, 3/16/25	Walks	4 at Iowa, 4/22/23
4 (2x) last vs. Washington, 3/9/25	Strikeouts	12 vs. Kansas State, 5/1/24

2025 GAME-BY-GAME STATISTICS

Date	Opponent	GS	IP	H	R	ER	BB	SO	W-L	SV	ERA
2/17	at Grand Canyon *	6.0	6	1	1	0	3	0-0	0	1.50	
2/22	at Louisiana	1.0	4	2	2	1	1	0-0	0	3.86	
3/2	vs. Kansas State *	2.0	3	2	2	2	4	0-1	0	5.00	
3/9	Washington *	4.2	5	0	0	2	4	0-1	0	3.29	
3/16	at UCLA *	4.1	6	3	3	2	1	0-1	0	4.00	



RIGHT-HANDED PITCHER
RYAN HARRAHILL 35

B/T: R/R HT: 6-4 WT: 225 CLASS: SO.

SEASON HIGH	CATEGORY	CAREER HIGH
1.0 (2x) last vs. Wichita State, 3/11/25	Innings	1.0 (3x) last vs. Wichita State, 3/11/25
2 at UCLA, 3/15/25	Runs	4 at Wichita State, 3/13/24
2 at UCLA, 3/15/25	Earned Runs	3 at Wichita State, 3/13/24
	Walks	1 at Wichita State, 3/13/24
	Strikeouts	2 at Wichita State, 3/13/24

2025 GAME-BY-GAME STATISTICS

Date	Opponent	GS	IP	H	R	ER	BB	SO	W-L	SV	ERA
2/14	vs. UC Irvine	0.1	0	0	0	0	0	0	0-0	0	0.00
2/22	at Louisiana	1.0	0	0	0	0	0	0	0-0	0	0.00
3/11	Wichita State	1.0	0	0	0	0	0	0	0-0	0	0.00
3/15	at UCLA	0.2	4	2	2	0	0	0	0-0	0	6.00



CATCHER
COLIN CYMBALISTA 34

B/T: R/R HT: 6-0 WT: 200 CLASS: JR.

SEASON HIGH	CATEGORY	CAREER HIGH
	Hits	
	Runs	
	Doubles	
	Triples	
	Home Runs	
	RBI	
	Stolen Bases	

2025 GAME-BY-GAME STATISTICS

Date	Opponent	H-AB	R	RBI	2B	3B	HR	SB	BB	SO
2/14	vs. UC Irvine	0-0	0	0	0	0	0	0	0	0
2/17	vs. San Diego State	0-0	0	0	0	0	0	0	0	0
2/22	at Louisiana	0-1	0	0	0	0	0	0	0	0
3/2	vs. Kansas State	0-0	0	0	0	0	0	0	0	0
3/11	Wichita State	0-3	0	0	0	0	0	0	1	1
3/15	at UCLA	0-0	0	0	0	0	0	0	0	0



LEFT-HANDED PITCHER
GRANT CLEAVINGER 36

B/T: L/L HT: 6-5 WT: 225 CLASS: JR.

SEASON HIGH	CATEGORY	CAREER HIGH
1.2 vs. Wichita State, 3/11/25	Innings	2.0 at USF, 4/7/23
3 vs. LSU, 3/1/25	Runs	4 (2x) last vs. ECU, 5/28/23
3 vs. LSU, 3/1/25	Earned Runs	3 (5x) last vs. LSU, 3/1/25
2 vs. UC Irvine, 2/14/25	Walks	4 vs. ECU, 5/28/23
4 vs. Wichita State, 3/11/25	Strikeouts	5 at Cincinnati, 4/22/23

2025 GAME-BY-GAME STATISTICS

Date	Opponent	GS	IP	H	R	ER	BB	SO	W-L	SV	ERA
2/14	at UC Irvine	0.2	2	0	0	0	2	1	0-0	0	0.00
2/22	at Louisiana	1.0	2	0	0	0	0	2	0-0	0	0.00
3/1	vs. LSU	0.2	2	3	3	1	1	1	0-0	0	11.57
3/11	Wichita State	1.2	1	1	1	1	1	4	0-0	0	9.00



RIGHT-HANDED PITCHER
J'SHAWN UNGER 37

B/T: R/R HT: 6-5 WT: 225 CLASS: FR.

SEASON HIGH	CATEGORY	CAREER HIGH
	Innings	
	Runs	
	Earned Runs	
	Walks	
	Strikeouts	

2025 GAME-BY-GAME STATISTICS

Date	Opponent	GS	IP	H	R	ER	BB	SO	W-L	SV	ERA
------	----------	----	----	---	---	----	----	----	-----	----	-----



LEFT-HANDED PITCHER
CHASE OLSON 41

B/T: L/L HT: 5-11 WT: 180 CLASS: FR.

SEASON HIGH	CATEGORY	CAREER HIGH
	Innings	
	Runs	
	Earned Runs	
	Walks	
	Strikeouts	

2025 GAME-BY-GAME STATISTICS

Date	Opponent	GS	IP	H	R	ER	BB	SO	W-L	SV	ERA
------	----------	----	----	---	---	----	----	----	-----	----	-----



RIGHT-HANDED PITCHER
CARSON JASA 39

B/T: R/R HT: 6-7 WT: 225 CLASS: R-FR.

SEASON HIGH	CATEGORY	CAREER HIGH
5.0 vs. Wichita State, 3/11/25	Innings	Same
3 (2x) last vs. Washington, 3/8/25	Runs	Same
3 vs. LSU, 3/1/25	Earned Runs	Same
1 (5x) last vs. Wichita State, 3/11/25	Walks	Same
8 vs. Wichita State, 3/11/25	Strikeouts	Same

2025 GAME-BY-GAME STATISTICS

Date	Opponent	GS	IP	H	R	ER	BB	SO	W-L	SV	ERA
2/16	vs. San Diego St.	2.0	2	0	0	0	1	2	0-0	0	0.00
2/22	at Louisiana	0.2	0	1	0	1	1	1	0-0	0	0.00
3/1	vs. LSU	1.0	3	3	3	1	2	0-1	0	7.36	
3/8	Washington-2	0.1	2	3	1	1	0	0-1	0	9.00	
3/11	Wichita State	* 5.0	2	0	0	1	8	1-1	0	4.00	



LEFT-HANDED PITCHER
JALEN WORTHLEY 42

B/T: L/L HT: 5-10 WT: 185 CLASS: JR.

SEASON HIGH	CATEGORY	CAREER HIGH
2.0 at Louisiana, 2/21/25	Innings	3.0 (3x) last vs. Niagara, 6/1/24
3 (2x) last at UCLA, 3/15/25	Runs	3 (4x) last at UCLA, 3/15/25
3 (2x) last at UCLA, 3/15/25	Earned Runs	3 (4x) last at UCLA, 3/15/25
3 vs. Vanderbilt, 2/15/25	Walks	3 (2x) last vs. Vanderbilt, 2/15/25
2 vs. Wichita State, 3/12/25	Strikeouts	4 (2x) last at Minnesota, 5/3/24

2025 GAME-BY-GAME STATISTICS

Date	Opponent	GS	IP	H	R	ER	BB	SO	W-L	SV	ERA
2/15	vs. Vanderbilt	1.2	1	0	0	0	3	1	1-0	0	0.00
2/21	at Louisiana	2.0	1	0	0	1	1	1	1-0	0	0.00
2/28	vs. Sam Houston	1.1	2	1	1	0	1	1	1-0	0	1.80
3/2	vs. Kansas State	0.1	0	0	0	0	0	0	1-0	0	1.69
3/8	Washington-1	0.2	3	3	3	0	1	1	1-0	0	6.00
3/12	Wichita State	1.1	2	1	1	0	2	1	1-0	0	6.14
3/15	at UCLA	0.2	2	3	3	1	1	1	1-0	0	9.00



RIGHT-HANDED PITCHER
AIDEN LIESER 43

B/T HT. WT. CLASS
R/R 6-2 215 FR.

SEASON HIGH	CATEGORY	CAREER HIGH
	Innings	
	Runs	
	Earned Runs	
	Walks	
	Strikeouts	

2025 GAME-BY-GAME STATISTICS

Date	Opponent	GS	IP	H	R	ER	BB	SO	W-L	SV	ERA
------	----------	----	----	---	---	----	----	----	-----	----	-----



RIGHT-HANDED PITCHER
CASEY DAISS 45

B/T HT. WT. CLASS
R/R 6-4 210 SR.

SEASON HIGH	CATEGORY	CAREER HIGH
1.2 vs. Kansas State, 3/2/25	Innings	2.0 (3x) last at Minnesota, 5/3/24
	Runs	4 (2x) last vs. Florida, 6/2/24
	Earned Runs	4 vs. South Dakota State, 5/8/24
	Walks	1 (9x) last vs. Florida, 6/2/24
1 (2x) last vs. Washington, 3/8/25	Strikeouts	2 (3x) last at Creighton, 4/30/24

2025 GAME-BY-GAME STATISTICS

Date	Opponent	GS	IP	H	R	ER	BB	SO	W-L	SV	ERA
3/2	vs. Kansas State	1.2	1	0	0	0	0	1	0-0	0	0.00
3/8	Washington-1	1.1	3	0	0	0	0	1	0-0	0	0.00



OUTFIELDER
GABE SWANSEN 44

B/T HT. WT. CLASS
R/R 6-0 200 SR.

SEASON HIGH	CATEGORY	CAREER HIGH
3 vs. Vanderbilt, 2/15/25	Hits	4 (3x) last vs. Indiana, 5/25/24
1 (6x) last vs. Washington, 3/9/25	Runs	3 (5x) last vs. Penn State, 5/12/23
2 vs. Vanderbilt, 2/15/25	Doubles	2 (3x) last vs. Vanderbilt, 2/15/25
	Triples	
1 (2x) last vs. Washington, 3/8/25	Home Runs	2 (3x) last vs. Niagara, 6/1/24
6 vs. Vanderbilt, 2/15/25	RBI	6 (3x) last vs. Vanderbilt, 2/15/25
	Stolen Bases	2 vs. Minnesota, 4/29/23

2025 GAME-BY-GAME STATISTICS

Date	Opponent	H-AB	R	RBI	2B	3B	HR	SB	BB	SO
2/14	vs. UC Irvine	0-3	0	1	0	0	0	0	0	0
2/15	vs. Vanderbilt	3-4	1	6	2	0	1	0	0	0
2/16	vs. San Diego State	1-5	1	2	0	0	0	0	0	3
2/17	at Grand Canyon	0-4	0	0	0	0	0	0	0	2
2/21	at Louisiana	0-5	0	0	0	0	0	0	0	2
2/22	at Louisiana	1-4	0	0	0	0	0	0	0	1
2/22	at Louisiana	0-2	0	0	0	0	0	0	0	1
2/28	vs. Sam Houston	1-4	1	0	0	0	0	0	0	1
3/1	vs. LSU	0-3	1	0	0	0	0	0	1	1
3/2	vs. Kansas State	0-3	0	0	0	0	0	0	0	1
3/8	Washington-1	2-3	1	3	0	0	1	0	0	0
3/8	Washington-2	0-3	0	0	0	0	0	0	1	0
3/9	Washington	0-4	1	0	0	0	0	0	0	1
3/11	Wichita State	1-4	0	0	1	0	0	0	0	2
3/12	Wichita State	1-4	0	2	0	0	0	0	0	2
3/14	at UCLA	0-0	0	0	0	0	0	0	1	0
3/16	at UCLA	0-2	0	0	0	0	0	0	0	0



LEFT-HANDED PITCHER
AIDEN WHITE 46

B/T HT. WT. CLASS
L/L 6-2 210 FR.

SEASON HIGH	CATEGORY	CAREER HIGH
	Innings	
	Runs	
	Earned Runs	
	Walks	
	Strikeouts	

2025 GAME-BY-GAME STATISTICS

Date	Opponent	GS	IP	H	R	ER	BB	SO	W-L	SV	ERA
------	----------	----	----	---	---	----	----	----	-----	----	-----



LEFT-HANDED PITCHER
COLIN NOWACZYK 47

B/T: L/L HT: 6-1 WT: 190 CLASS: FR.

SEASON HIGH	CATEGORY	CAREER HIGH
2.1 vs. Wichita State, 3/12/25	Innings	Same
1 vs. Wichita State, 3/12/25	Runs	Same
1 vs. Wichita State, 3/12/25	Earned Runs	Same
2 vs. Wichita State, 3/12/25	Walks	Same
2 vs. Wichita State, 3/12/25	Strikeouts	Same

2025 GAME-BY-GAME STATISTICS

Date	Opponent	GS	IP	H	R	ER	BB	SO	W-L	SV	ERA
2/14	vs. UC Irvine		1.2	2	0	0	0	1	0-0	0	0.00
2/22	at Louisiana		0.1	0	0	0	1	1	0-0	0	0.00
3/12	Wichita State		2.1	3	1	1	2	2	0-0	0	2.08



RIGHT-HANDED PITCHER
MASON MCCONNAUGHEY 51

B/T: R/R HT: 6-3 WT: 220 CLASS: JR.

SEASON HIGH	CATEGORY	CAREER HIGH
6.0 at Louisiana, 2/21/25	Innings	7.1 vs. Indiana, 5/11/24
6 vs. UC Irvine, 2/14/25	Runs	Same
6 vs. UC Irvine, 2/14/25	Earned Runs	Same
3 (2x) last vs. Sam Houston, 2/28/25	Walks	3 (6x) last vs. Sam Houston, 2/28/25
9 vs. UC Irvine, 2/14/25	Strikeouts	11 vs. Ohio State, 5/24/24

2025 GAME-BY-GAME STATISTICS

Date	Opponent	GS	IP	H	R	ER	BB	SO	W-L	SV	ERA
2/14	vs. UC Irvine	*	3.2	5	6	6	3	9	0-1	0	14.73
2/21	at Louisiana	*	6.0	4	1	1	0	6	1-1	0	6.52
2/28	vs. Sam Houston	*	3.2	2	2	2	3	4	1-1	0	6.08



RIGHT-HANDED PITCHER
GAVIN BLACHOWICZ 50

B/T: L/R HT: 6-3 WT: 205 CLASS: FR.

SEASON HIGH	CATEGORY	CAREER HIGH
3.0 vs. Washington, 3/8/25	Innings	Same
1 (2x) last vs. Washington, 3/8/25	Runs	Same
1 (2x) last vs. Washington, 3/8/25	Earned Runs	Same
2 vs. LSU, 3/1/25	Walks	Same
2 vs. Washington, 3/8/25	Strikeouts	Same

2025 GAME-BY-GAME STATISTICS

Date	Opponent	GS	IP	H	R	ER	BB	SO	W-L	SV	ERA
2/22	at Louisiana		1.0	1	0	0	0	0	0-0	0	0.00
3/1	vs. LSU		1.1	0	1	1	2	1	0-0	0	3.86
3/8	Washington-1		3.0	2	1	1	1	2	0-0	0	3.38
3/12	Wichita State		1.1	2	0	0	0	1	1-0	0	2.70



INFIELDER
TYLER STONE 55

B/T: R/R HT: 6-3 WT: 240 CLASS: SR.

SEASON HIGH	CATEGORY	CAREER HIGH
2 at UCLA, 3/14/25	Hits	3 (4x) last vs. Kansas, 4/23/24
1 (2x) last at UCLA, 3/14/25	Runs	3 vs. South Alabama, 3/10/24
1 (3x) last at UCLA, 3/15/25	Doubles	1 (15x) last at UCLA, 3/15/25
	Triples	
1 at UCLA, 3/14/25	Home Runs	1 (10x) last at UCLA, 3/14/25
2 at UCLA, 3/14/25	RBI	3 (2x) last vs. Iowa, 4/26/24
	Stolen Bases	

2025 GAME-BY-GAME STATISTICS

Date	Opponent	H-AB	R	RBI	2B	3B	HR	SB	BB	SO
2/14	vs. UC Irvine	0-1	0	0	0	0	0	0	0	1
2/16	vs. San Diego State	0-1	0	0	0	0	0	0	0	1
2/22	at Louisiana	0-3	0	0	0	0	0	0	0	1
3/1	vs. LSU	0-1	0	0	0	0	0	0	0	0
3/8	Washington-1	1-4	1	1	1	0	0	0	0	1
3/8	Washington-2	1-3	0	0	0	0	0	0	0	0
3/9	Washington	0-4	0	0	0	0	0	0	0	2
3/14	at UCLA	2-4	1	2	1	0	1	0	0	1
3/15	at UCLA	1-5	0	1	1	0	0	0	0	2
3/16	at UCLA	1-3	0	1	0	0	0	0	0	1

#6 PRYCE BENDER

Date	Opponent	S/R	W/L/S	IP	H	HR	R-ER	BB-K
2/14/25	vs. UC Irvine	R	-	2.0	0	0	0-0	0-1
2/21/25	at Louisiana	R	-	1.0	0	0	0-0	0-2
3/1/25	vs. LSU	R	-	0.1	2	0	0-0	0-0
3/11/25	Wichita State	R	-	0.2	1	0	0-0	0-1
3/15/25	at UCLA	R	-	2.1	1	0	0-0	2-0

#20 TY HORN

Date	Opponent	S/R	W/L/S	IP	H	HR	R-ER	BB-K
2/17/24	vs. Texas Tech	R	-	1.2	1	0	0-0	0-2
2/23/24	at Grand Canyon	R	S	3.0	2	0	1-0	1-2
3/2/24	at Charleston	R	W	2.0	3	0	2-1	2-1
3/10/24	South Alabama	S	-	3.0	3	1	6-2	1-4
3/17/24	Nicholls	S	-	2.0	2	0	3-3	3-0
4/2/24	at Creighton	R	-	1.1	3	0	1-1	0-0
4/9/24	at Kansas	S	-	1.2	4	1	5-5	1-2
4/13/24	at Rutgers	R	-	1.0	2	0	1-1	0-1
4/16/24	Creighton	R	-	1.0	0	0	0-0	0-0
4/20/24	Maryland	R	-	1.0	2	0	0-0	0-0
4/30/24	at Creighton	S	L	0.2	6	1	6-1	0-1
5/21/24	vs. Ohio State	R	-	2.0	0	0	0-0	0-4
6/2/24	vs. Florida	R	-	1.0	0	0	0-0	0-2
2/15/25	vs. Vanderbilt	S	-	4.0	4	1	3-3	2-6
2/22/25	at Louisiana	S	L	6.0	4	2	2-2	2-5
3/1/25	vs. LSU	S	-	4.2	8	0	4-4	1-3
3/8/25	Washington	S	L	4.0	7	1	7-7	1-4
3/15/25	at UCLA	S	L	4.0	6	2	6-3	2-6

#23 BLAKE ENCARNACION

Date	Opponent	S/R	W/L/S	IP	H	HR	R-ER	BB-K
3/1/25	vs. LSU	R	-	0.2	0	0	0-0	1-0
3/15/25	at UCLA	R	-	0.1	0	0	0-0	0-1

#24 CALEB CLARK

Date	Opponent	S/R	W/L/S	IP	H	HR	R-ER	BB-K
2/19/23	at San Diego	S	-	4.1	3	1	5-5	2-1
2/26/23	at South Alabama	S	-	3.0	7	1	3-3	2-1
3/4/23	vs. Hawaii	S	L	0.2	5	0	8-8	1-1
3/8/23	Northern Colorado	R	W	2.1	1	0	0-0	0-4
3/14/23	Omaha	R	-	0.0	2	0	4-4	2-0
4/4/23	at Kansas State	S	-	2.0	3	0	1-1	2-2
4/11/23	Omaha	S	-	2.0	5	1	4-3	1-1
4/16/23	Northwestern	R	-	1.0	2	1	1-1	1-0
5/7/23	at Maryland	R	-	1.2	2	0	0-0	0-4
2/18/24	vs. Oklahoma	S	-	2.2	3	0	1-1	3-3
2/25/24	at Grand Canyon	S	-	4.0	6	0	4-4	1-2
3/3/24	at Charleston	R	-	0.2	0	0	0-0	0-1
3/8/24	vs. South Alabama	R	-	1.0	1	0	0-0	1-2
3/13/24	at Wichita State	R	-	0.2	3	1	5-5	2-0
4/2/24	at Creighton	R	-	0.0	0	0	2-1	0-0
4/13/24	at Rutgers	R	-	1.0	1	0	0-0	0-3
4/16/24	Creighton	S	-	2.0	0	0	0-0	1-4
4/20/24	Maryland	R	-	3.1	3	1	4-4	2-2
4/23/24	Kansas	R	-	1.0	1	1	1-1	0-2
4/26/24	Iowa	R	-	1.2	1	0	0-0	1-1
4/30/24	at Creighton	R	-	3.0	2	0	0-0	0-3
5/4/24	at Minnesota	R	-	2.2	2	1	2-2	2-2
5/8/24	South Dakota State	R	-	1.1	1	0	1-1	1-4
5/11/24	Indiana	R	W	2.2	1	0	0-0	1-2
5/16/24	at Michigan State	R	S	2.1	1	0	0-0	1-1
5/21/24	vs. Ohio State	R	-	0.2	6	0	8-8	2-0
2/17/25	at Grand Canyon	R	-	0.1	0	0	0-0	0-1
2/22/25	at Louisiana	R	-	0.1	1	0	1-0	0-0
3/1/25	vs. LSU	R	-	0.1	2	0	0-0	0-0
3/8/25	Washington	R	-	1.2	2	0	0-0	0-1
3/11/25	Wichita State	R	-	0.2	0	0	0-0	0-1
3/14/25	at UCLA	R	-	1.0	0	0	0-0	0-1
3/16/25	at UCLA	R	-	1.1	4	1	2-2	0-1

#25 DREW CHRISTO

Date	Opponent	S/R	W/L/S	IP	H	HR	R-ER	BB-K
2/19/22	at Sam Houston	R	-	0.0	1	1	2-2	0-0
3/16/22	New Mexico State	S	-	0.2	1	0	0-0	3-0
3/20/22	Texas A&M-CC	R	-	1.0	2	1	2-0	0-2
4/6/22	at Omaha	S	L	2.0	4	0	3-3	1-1
4/10/22	Rutgers	R	-	1.2	2	1	5-0	1-2
2/20/23	at San Diego	R	-	1.0	0	0	3-1	2-1
3/4/23	vs. Hawaii	R	-	1.0	1	0	0-0	0-2
3/8/23	Northern Colorado	R	-	1.2	3	0	2-2	2-1
3/14/23	Omaha	R	-	1.0	0	0	0-0	0-1
4/11/23	Omaha	R	-	1.0	0	0	0-0	0-0
4/15/23	Northwestern	R	-	1.0	0	0	0-0	1-1
4/21/23	at Iowa	R	-	1.1	0	0	0-0	1-1
4/25/23	at Omaha	R	W	4.0	4	0	1-1	0-8
5/3/23	North Dakota State	R	-	2.0	1	0	1-0	1-3
5/7/23	at Maryland	R	L	0.2	1	1	2-2	1-0
5/19/23	at Purdue	R	-	2.0	1	0	0-0	0-0
2/18/24	vs. Oklahoma	R	-	2.0	2	0	2-2	2-2
2/22/24	at Grand Canyon	S	W	6.0	7	0	1-1	1-4
2/29/24	at Charleston	S	-	6.2	4	0	3-2	1-2
3/8/24	South Alabama	S	L	4.1	7	3	7-7	0-4
3/15/24	Nicholls	S	-	5.0	4	0	2-1	0-4
3/23/24	New Mexico State	S	-	4.1	3	0	0-0	3-4
3/30/24	at Northwestern	S	-	4.2	2	0	2-2	3-3
4/7/24	Ohio State	S	L	2.1	2	1	4-4	0-4
4/14/24	at Rutgers	S	-	2.0	2	0	1-1	3-1
4/23/24	Kansas	S	L	2.0	4	1	4-4	2-5
4/30/24	at Creighton	R	-	1.0	1	0	0-0	1-2
5/5/24	at Minnesota	R	-	2.0	0	0	2-2	1-4
5/12/24	Indiana	R	W	4.0	2	0	0-0	0-2
5/18/24	at Michigan State	R	-	2.0	2	0	2-2	0-0
5/22/24	vs. Purdue	R	S	3.0	0	0	0-0	0-4
5/25/24	vs. Indiana	S	W	5.0	5	0	1-1	1-5
5/31/24	vs. Florida	R	-	4.0	4	1	2-2	2-4
2/14/25	vs. UC Irvine	R	-	0.2	2	0	4-4	2-1
2/17/25	at Grand Canyon	R	L	1.1	3	0	2-2	0-1
2/22/25	at Louisiana	R	-	1.2	2	0	3-1	0-1
3/2/25	vs. Kansas State	R	-	2.0	2	0	3-3	2-2
3/8/25	Washington	R	W	3.0	3	0	1-1	0-6
3/12/25	Wichita State	R	-	1.0	0	0	0-0	0-1
3/14/25	at UCLA	R	-	0.2	1	0	1-1	2-0
3/16/25	at UCLA	R	-	2.1	0	0	0-0	0-4

#26 TJ COATS

Date	Opponent	S/R	W/L/S	IP	H	HR	R-ER	BB-K
2/22/25	at Louisiana	R	-	1.0	0	0	0-0	0-1
3/2/25	vs. Kansas State	R	-	1.1	2	2	3-2	3-2
3/12/25	Wichita State	S	-	2.0	2	0	2-2	2-3

#28 LUKE BRODERICK

Date	Opponent	S/R	W/L/S	IP	H	HR	R-ER	BB-K
2/15/25	vs. Vanderbilt	R	S	1.0	0	0	0-0	0-1
2/17/25	at Grand Canyon	R	-	0.1	1	0	0-0	0-1
3/2/25	vs. Kansas State	R	-	1.2	2	1	1-1	1-1
3/8/25	Washington	R	S	1.1	2	0	1-1	1-1
3/12/25	Wichita State	R	S	1.0	0	0	0-0	1-2

#30 WILL WALSH

Date	Opponent	S/R	W/L/S	IP	H	HR	R-ER	BB-K
4/10/22	Rutgers	R	-	0.2	3	0	1-1	0-1
2/20/23	at San Diego	R	-	0.1	1	1	1-0	0-0
3/8/23	Northern Colorado	R	-	1.0	1	1	1-1	0-2
3/21/23	at Creighton	R	L	6.0	2	0	3-3	0-4
3/28/23	North Dakota State	S	W	7.0	2	0	1-1	2-11
4/4/23	at Kansas State	R	-	1.1	2	0	0-0	0-0
4/9/23	at Michigan	S	-	3.0	7	1	3-3	1-2
4/16/23	Northwestern	S	W	5.0	2	0	0-0	1-5
4/18/23	Creighton	R	-	1.1	0	0	0-0	0-3
4/23/23	at Iowa	S	L	1.1	3	0	3-3	3-0

4/30/23	Minnesota	S	W	6.0	7	1	3-3	1-5
5/7/23	at Maryland	S	-	2.1	4	0	3-3	0-1
5/14/23	Penn State	S	-	4.0	5	1	3-2	0-2
5/19/23	at Purdue	R	-	1.2	5	1	5-5	0-1
5/24/23	vs. Rutgers	R	W	1.2	1	0	0-0	0-1
5/27/23	vs. Michigan State	S	W	9.0	4	0	0-0	0-7
2/17/24	vs. Texas Tech	S	-	5.2	7	0	3-3	0-4
2/24/24	at Grand Canyon	S	-	3.0	6	2	4-2	0-2
3/3/24	at Charleston	S	-	3.1	5	1	3-3	1-2
3/12/24	at Wichita State	S	W	6.0	6	1	3-3	1-2
3/20/24	North Dakota State	S	W	6.0	4	0	0-0	0-9
3/30/24	at Northwestern	R	W	3.1	5	0	3-2	0-2
4/2/24	at Creighton	S	L	2.0	4	1	2-2	1-3
4/7/24	Ohio State	R	-	4.1	3	0	1-1	2-5
4/14/24	at Rutgers	R	L	2.2	5	1	3-3	1-0
4/21/24	Maryland	S	W	5.1	6	1	4-3	0-7
4/28/24	Iowa	S	L	4.2	5	2	3-3	2-1
5/5/24	at Minnesota	S	L	2.1	4	1	3-3	0-0
5/18/24	at Michigan State	R	-	1.0	3	0	2-2	1-1
5/25/24	vs. Indiana	S	-	9.0	6	0	2-2	1-5
2/16/25	vs. San Diego State	S	W	7.0	5	0	0-0	1-6
2/22/25	at Louisiana	S	L	2.0	4	0	5-4	0-2
2/28/25	vs. Sam Houston	R	W	4.0	0	0	0-0	0-6
3/8/25	Washington	S	L	7.0	3	1	3-2	0-9
3/14/25	at UCLA	S	L	6.1	6	1	4-4	2-6

#32 TUCKER TIMMERMAN

Date	Opponent	S/R	W/L/S	IP	H	HR	R-ER	BB-K
2/16/24	vs. Baylor	R	W	1.2	2	0	0-0	0-0
2/18/24	vs. Oklahoma	R	-	0.1	0	0	0-0	0-1
2/22/24	at Grand Canyon	R	-	1.1	0	0	0-0	1-1
2/25/24	at Grand Canyon	R	-	0.0	2	1	4-4	1-0
2/29/24	at Charleston	R	S	0.1	0	0	0-0	0-0
3/3/24	at Charleston	R	W	1.2	1	0	0-0	0-3
3/10/24	South Alabama	R	-	2.1	2	0	0-0	1-4
3/15/24	Nicholls	R	-	1.1	2	0	3-3	3-1
3/19/24	Omaha	R	-	1.2	4	0	4-4	1-2
3/22/24	New Mexico State	R	-	0.2	1	0	0-0	0-0
4/2/24	at Creighton	R	-	2.2	3	0	0-0	1-2
4/7/24	Ohio State	R	-	0.1	1	1	2-2	1-0
4/16/24	Creighton	R	-	1.0	1	0	0-0	2-1
4/23/24	Kansas	R	-	0.1	2	1	2-2	1-1
5/21/24	vs. Ohio State	R	-	1.0	0	0	0-0	2-2
2/15/25	vs. Vanderbilt	R	-	2.1	2	0	1-1	0-2

#33 JACKSON BROCKETT

Date	Opponent	S/R	W/L/S	IP	H	HR	R-ER	BB-K
2/20/22	at Sam Houston	R	-	1.0	0	0	0-0	1-1
2/26/22	vs. TCU	R	-	0.1	0	0	2-2	2-0
3/16/22	New Mexico State	R	-	1.1	3	0	2-2	1-3
3/20/22	Texas A&M-CC	R	-	1.0	2	0	2-2	0-2
3/28/22	at Creighton	R	-	1.2	1	0	1-0	2-3
4/6/22	at Omaha	R	-	2.1	1	0	1-1	1-2
4/10/22	Rutgers	R	-	4.1	4	1	1-1	0-4
4/16/22	BYU	S	-	5.1	4	1	2-2	1-2
4/26/22	K-State	S	-	3.1	2	0	4-4	3-3
5/8/22	at Minnesota	S	-	5.1	4	0	1-1	1-7
5/15/22	at Illinois	S	-	2.0	1	0	0-0	2-0
5/19/22	Michigan State	S	L	3.0	4	1	3-3	1-2
2/20/23	at San Diego	S	-	2.0	1	0	1-1	1-2
2/25/23	at South Alabama	R	-	2.2	1	0	0-0	0-1
3/7/23	Northern Colorado	S	W	4.0	2	0	0-0	0-5
3/17/23	vs. Nicholls	R	-	2.0	0	0	0-0	0-1
3/21/23	at Creighton	S	-	1.0	3	0	3-3	3-2
3/26/23	Illinois	R	-	3.2	3	0	2-2	1-4
4/1/23	at Abilene Christian	R	-	1.2	1	0	0-0	1-2
4/8/23	at Michigan	R	-	5.0	3	0	2-2	2-4
4/15/23	Northwestern	S	W	6.0	3	0	0-0	3-4
4/22/23	at Iowa	R	-	1.2	1	0	0-0	4-2
4/26/23	South Dakota State	S	L	2.0	4	1	4-4	1-2

5/3/23	North Dakota State	R	-	1.0	1	0	0-0	0-1
5/7/23	at Maryland	R	-	1.1	3	0	5-5	3-1
5/12/23	Penn State	R	-	2.0	1	0	1-1	0-1
5/20/23	at Purdue	S	-	2.2	4	0	3-0	3-2
5/27/23	vs. Maryland	S	L	2.0	5	0	3-3	2-1
2/17/24	vs. Texas Tech	R	-	0.1	0	0	0-0	0-0
2/22/24	at Grand Canyon	R	-	1.2	1	0	1-1	1-0
2/29/24	at Charleston	R	-	0.1	1	0	1-0	0-0
3/12/24	at Wichita State	R	-	0.0	3	0	1-1	0-0
3/17/24	Nicholls	R	W	2.0	2	0	0-0	1-2
4/9/24	at Kansas	R	-	1.0	3	0	2-2	0-1
4/30/24	Kansas State	S	W	9.0	0	0	0-0	2-12
5/8/24	South Dakota State	S	-	3.0	2	0	1-1	0-2
5/12/24	Indiana	S	-	5.0	4	2	2-2	2-3
5/26/24	vs. Penn State	S	W	8.0	4	0	1-1	1-5
6/2/24	vs. Florida	S	L	1.1	6	1	7-6	1-0
2/17/25	at Grand Canyon	S	-	6.0	6	1	1-1	0-3
2/22/25	at Louisiana	R	-	1.0	4	0	2-2	1-1
3/2/25	vs. Kansas State	S	L	2.0	3	0	2-2	2-4
3/8/25	Washington	S	-	4.2	5	0	0-0	2-4
3/16/25	at UCLA	S	-	4.1	6	1	3-3	2-1

#35 RYAN HARRAHILL

Date	Opponent	S/R	W/L/S	IP	H	HR	R-ER	BB-K
3/13/24	at Wichita State	R	L	1.0	4	0	4-3	1-2
2/14/25	vs. UC Irvine	R	-	0.1	0	0	0-0	0-0
2/22/25	at Louisiana	R	-	1.0	0	0	0-0	0-0
3/11/25	Wichita State	R	-	1.0	0	0	0-0	0-0
3/15/25	at UCLA	R	-	0.2	4	0	2-2	0-0

#36 GRANT CLEAVINGER

Date	Opponent	S/R	W/L/S	IP	H	HR	R-ER	BB-K
2/21/23	at Cal State Fullerton	R	-	0.0	1	0	1-1	0-0
3/1/23	New Orleans	R	-	1.1	3	1	3-3	2-1
3/3/23	at UCLA	R	-	1.0	1	0	1-1	1-1
3/6/23	Campbell	R	-	1.2	2	1	3-3	2-2
3/29/23	New Orleans	R	-	1.2	1	1	1-1	1-2
4/4/23	at Louisiana	R	-	1.0	0	0	0-0	0-2
4/7/23	at USF	R	-	2.0	2	0	3-3	2-4
4/11/23	LSU	R	-	1.0	2	0	0-0	0-1
4/16/23	Wichita State	R	L	1.1	3	0	1-1	0-1
4/18/23	at New Orleans	R	-	1.2	1	0	0-0	2-4
4/22/23	at Cincinnati	R	W	1.2	0	0	0-0	2-5
4/25/23	Southern Miss	S	-	1.0	0	0	0-0	0-0
4/28/23	at ECU	R	-	0.2	2	0	2-2	2-2
5/2/23	at Southern Miss	R	-	0.2	1	0	2-2	2-1
5/6/23	UCF	R	-	1.0	0	0	0-0	0-2
5/7/23	UCF	R	-	0.0	1	0	1-1	1-0
5/14/23	Houston	R	-	0.1	1	0	4-3	1-1
5/19/23	at Memphis	R	-	1.1	1	0	0-0	1-2
5/28/23	vs. ECU	S	-	1.0	1	0	4-2	4-1
6/2/23	at LSU	R	-	0.0	0	0	0-0	1-0
2/25/24	at Grand Canyon	R	-	0.1	0	0	0-0	0-0
3/13/24	at Wichita State	R	-	1.0	0	0	0-0	0-1
3/22/24	New Mexico State	R	-	0.1	0	0	2-2	3-0
4/20/24	Maryland	R	-	1.1	0	0	0-0	0-2
4/23/24	Kansas	R	-	0.2	0	0	0-0	0-2
4/28/24	Iowa	R	-	0.1	0	0	0-0	0-1
4/30/24	at Creighton	R	-	0.2	0	0	0-0	0-1
5/5/24	at Minnesota	R	-	0.1	0	0	0-0	0-0
5/8/24	South Dakota State	R	-	0.0	1	1	1-1	0-0
5/18/24	at Michigan State	R	-	0.1	0	0	0-0	0-1
2/14/25	vs. UC Irvine	R	-	0.2	2	0	0-0	2-1
2/22/25	at Louisiana	R	-	1.0	2	0	0-0	0-2
3/1/25	vs. LSU	R	-	0.2	2	0	3-3	1-1
3/11/25	Wichita State	R	-	1.2	1	1	1-1	1-4

#39 CARSON JASA

Date	Opponent	S/R	W/L/S	IP	H	HR	R-ER	BB-K
2/16/25	vs. San Diego State	R	-	2.0	2	0	0-0	1-2

2/22/25	at Louisiana	R	-	0.2	0	0	1-0	1-1
3/1/25	vs. LSU	R	L	1.0	3	0	3-3	1-2
3/8/25	Washington	R	-	0.1	2	1	3-1	1-0
3/11/25	Wichita State	S	W	5.0	2	0	0-0	1-8

#42 JALEN WORTHLEY

Date	Opponent	S/R	W/L/S	IP	H	HR	R-ER	BB-K
2/19/23	at San Diego	R	-	1.2	0	0	0-0	0-2
2/24/23	at South Alabama	R	-	0.1	0	0	0-0	0-0
3/5/23	vs. Ole Miss	R	-	1.0	2	0	3-3	2-0
3/11/23	Illinois State	R	-	1.0	1	0	0-0	1-3
3/19/23	vs. Nicholls	R	-	2.0	3	0	1-1	0-0
4/15/23	Northwestern	R	-	1.1	0	0	0-0	0-1
4/25/23	at Omaha	R	-	0.0	1	0	0-0	0-0
4/26/23	South Dakota State	R	-	1.1	3	0	1-1	0-2
4/30/23	Minnesota	R	-	1.0	1	0	1-1	1-0
5/7/23	at Maryland	R	-	0.1	3	1	3-3	3-0

2/17/24	vs. Texas Tech	R	-	0.0	2	0	1-1	2-0
2/25/24	at Grand Canyon	R	W	3.0	3	0	0-0	0-0
3/8/24	South Alabama	R	-	1.1	1	0	1-1	0-0
3/13/24	at Wichita State	R	-	1.0	1	0	0-0	0-2
3/16/24	Nicholls	R	S	3.0	1	0	0-0	0-1
3/20/24	North Dakota State	R	-	0.1	0	0	0-0	0-1
3/23/24	New Mexico State	R	W	1.0	1	0	0-0	0-0
3/31/24	at Northwestern	R	-	1.2	1	0	1-1	0-0
4/2/24	at Creighton	R	-	0.2	0	0	0-0	0-1
4/6/24	Ohio State	R	S	2.2	1	0	1-1	0-4
4/12/24	at Rutgers	R	-	1.0	2	0	1-1	0-2
4/14/24	at Rutgers	R	-	2.2	3	1	2-2	1-0
4/19/24	Maryland	R	S	2.0	0	0	0-0	0-3
4/23/24	Kansas	R	-	1.0	0	0	0-0	1-0
4/26/24	Iowa	R	S	2.0	1	0	0-0	0-3
4/30/24	at Creighton	R	-	1.0	2	1	2-2	0-1
5/3/24	at Minnesota	R	W	2.0	4	1	2-2	0-4
5/8/24	South Dakota State	R	-	1.1	0	0	0-0	0-2
5/10/24	Indiana	R	-	0.2	2	1	1-1	1-0
5/17/24	at Michigan State	R	-	1.1	0	0	0-0	1-1
5/24/24	vs. Ohio State	R	-	2.1	2	0	2-2	2-3
6/1/24	vs. Niagara	R	S	3.0	2	0	0-0	0-2

2/15/25	vs. Vanderbilt	R	W	1.2	1	0	0-0	3-1
2/21/25	at Louisiana	R	-	2.0	1	0	0-0	1-1
2/28/25	vs. Sam Houston	R	-	1.1	2	0	1-1	0-1
3/2/25	vs. Kansas State	R	-	0.1	0	0	0-0	0-0
3/8/25	Washington	R	-	0.2	3	0	3-3	0-1
3/12/25	Wichita State	R	-	1.1	2	0	1-1	0-2
3/15/25	at UCLA	R	-	0.2	2	1	3-3	1-1

#45 CASEY DAISS

Date	Opponent	S/R	W/L/S	IP	H	HR	R-ER	BB-K
2/16/24	vs. Baylor	R	S	1.0	1	0	0-0	0-1
2/18/24	vs. Oklahoma	R	L	0.2	3	0	2-2	1-0
3/2/24	at Charleston	R	S	1.0	1	0	0-0	0-1
3/12/24	at Wichita State	R	S	1.1	1	0	0-0	0-1
3/15/24	Nicholls	R	S	1.0	0	0	0-0	0-0
3/19/24	Omaha	R	-	1.0	0	0	0-0	0-0
3/23/24	New Mexico State	R	-	1.0	0	0	0-0	1-2
3/20/24	at Northwestern	R	-	1.0	0	0	0-0	0-0
4/2/24	at Creighton	R	-	0.1	0	0	0-0	1-0
4/9/24	at Kansas	R	-	2.0	1	0	1-0	0-2
4/12/24	at Rutgers	R	-	1.2	2	0	0-0	1-0
4/16/24	Creighton	R	-	2.0	2	1	1-1	0-1
4/23/24	Kansas	R	-	1.0	1	0	0-0	1-1
4/28/24	Iowa	R	-	1.0	1	0	1-1	1-1
4/30/24	at Creighton	R	-	0.2	0	0	0-0	0-2
5/3/24	at Minnesota	R	S	2.0	1	0	0-0	0-1
5/8/24	South Dakota State	R	L	0.2	4	0	4-4	0-1
5/10/24	Indiana	R	-	0.1	1	0	0-0	0-1
5/17/24	at Michigan State	R	-	1.0	1	0	0-0	1-1
5/25/24	vs. Indiana	R	-	1.0	2	0	2-2	1-1
6/2/24	vs. Florida	R	-	1.2	4	0	4-3	1-1

3/2/25	vs. Kansas State	R	-	1.2	1	0	0-0	0-1
--------	------------------	---	---	-----	---	---	-----	-----

3/8/25	Washington	R	-	1.1	3	0	0-0	0-1
--------	------------	---	---	-----	---	---	-----	-----

#47 COLIN NOWACZYK

Date	Opponent	S/R	W/L/S	IP	H	HR	R-ER	BB-K
2/14/25	vs. UC Irvine	R	-	1.2	2	0	0-0	0-1
2/22/25	at Louisiana	R	-	0.1	0	0	0-0	1-1
3/12/25	Wichita State	R	-	2.1	3	0	1-1	2-2

#50 GAVIN BLACHOWICZ

Date	Opponent	S/R	W/L/S	IP	H	HR	R-ER	BB-K
2/22/25	at Louisiana	R	-	1.0	1	0	0-0	0-0
3/1/25	vs. LSU	R	-	1.1	0	0	1-1	2-1
3/8/25	Washington	R	-	3.0	2	0	1-1	1-3
3/12/25	Wichita State	R	W	1.1	2	0	0-0	0-1

#51 MASON MCCONNAUGHEY

Date	Opponent	S/R	W/L/S	IP	H	HR	R-ER	BB-K
2/17/24	vs. Texas Tech	R	L	1.0	1	0	2-2	1-2
2/24/24	at Grand Canyon	R	L	3.0	4	0	2-1	0-2
3/3/24	at Charleston	R	-	2.2	1	0	0-0	2-2
3/10/24	South Alabama	R	W	3.0	2	0	0-0	1-7
3/13/24	at Wichita State	R	-	1.0	0	0	0-0	0-1
3/15/24	Nicholls	R	-	0.2	1	0	0-0	1-2
3/19/24	Omaha	S	W	5.0	2	0	0-0	2-9
3/31/24	at Northwestern	S	-	5.2	5	2	4-4	0-6
4/6/24	Ohio State	S	W	6.1	5	1	2-2	3-5
4/13/24	at Rutgers	S	W	7.0	6	0	0-0	0-9
4/20/24	Maryland	S	L	1.2	5	1	5-5	1-1
4/27/24	Iowa	S	W	5.1	6	1	2-2	2-4
5/4/24	at Minnesota	S	W	5.2	7	0	1-1	3-5
5/11/24	Indiana	S	-	7.1	5	1	2-2	3-10
5/17/24	at Michigan State	S	W	5.2	5	0	3-2	1-5
5/24/24	vs. Ohio State	S	W	6.0	5	0	3-2	3-11
6/1/24	vs. Niagara	S	W	6.0	5	2	5-5	1-10

2/14/25	vs. UC Irvine	S	L	3.2	5	0	6-6	3-9
2/21/25	at Louisiana	S	W	6.0	5	1	1-1	0-6
2/28/25	vs. Sam Houston	S	-	3.2	2	0	2-2	3-4

Bender, Pryce

Year	avg	gp-gs	ab	r	h	2b	3b	hr	rbi	tb	slg%	bb	hbp	so	gdp	ob%	sf	sh	sb-att	po	a	e	fld%
2025	0.00	0-0	5	0	0	0/0	0	6.1	4	0	0	2	4	1	0	0	28	.174	0	3	0	0	0
TOTAL	0.00	0-0	5	0	0	0/0	0	6.1	4	0	0	2	4	1	0	0	28	.174	0	3	0	0	0

Blachowicz, Gavin

Year	era	w-l	app	gs	cg	sho	sv	ip	h	r	er	bb	so	2b	3b	hr	bf	bavg	wp	hbp	bk	sfa	sha
2025	0.00	0-0	5	0	0	0/0	0	6.1	4	0	0	2	4	1	0	0	28	.174	0	3	0	0	0
TOTAL	0.00	0-0	5	0	0	0/0	0	6.1	4	0	0	2	4	1	0	0	28	.174	0	3	0	0	0

Bolin, Robby

Year	avg	gp-gs	ab	r	h	2b	3b	hr	rbi	tb	slg%	bb	hbp	so	gdp	ob%	sf	sh	sb-att	po	a	e	fld%
2025	.316	12-5	19	3	6	1	0	0	3	7	.368	2	1	8	0	.409	0	0	0-0	8	0	0	1.000
TOTAL	.316	12-5	19	3	6	1	0	0	3	7	.368	2	1	8	0	.409	0	0	0-0	8	0	0	1.000

Brockett, Jackson

Year	era	w-l	app	gs	cg	sho	sv	ip	h	r	er	bb	so	2b	3b	hr	bf	bavg	wp	hbp	bk	sfa	sha
2022	0.00	0-0	0	0	0	0/0	0	31.0	28	19	18	15	29	5	2	3	138	.237	5	4	0	1	0
2023	0.00	0-0	0	0	0	0/0	0	40.2	36	24	21	24	35	9	2	1	183	.234	5	2	0	1	2
2024	0.00	0-0	0	0	0	0/0	0	36.2	38	23	20	8	29	9	0	4	158	.264	4	4	0	1	1
2025	0.00	0-0	0	0	0	0/0	0	18.0	24	8	8	7	13	4	0	2	85	.316	2	2	0	0	0
TOTAL	0.00	0-0	0	0	0	0/0	0	126.1	126	74	67	54	106	27	4	10	564	.256	16	12	0	3	3

Broderick, Luke

Year	era	w-l	app	gs	cg	sho	sv	ip	h	r	er	bb	so	2b	3b	hr	bf	bavg	wp	hbp	bk	sfa	sha
2025	3.38	0-0	5	0	0	0/0	3	5.1	5	2	2	3	6	1	0	1	22	.294	1	0	0	1	1
TOTAL	3.38	0-0	5	0	0	0/0	3	5.1	5	2	2	3	6	1	0	1	22	.294	1	0	0	1	1

Brumbaugh, Cayden

Year	avg	gp-gs	ab	r	h	2b	3b	hr	rbi	tb	slg%	bb	hbp	so	gdp	ob%	sf	sh	sb-att	po	a	e	fld%
2022*	.318	13-4	22	1	7	0	1	0	1	9	.409	1	0	7	1	.348	0	0	0-0	3	8	1	.917
2024	.307	40-36	137	33	42	11	3	0	19	59	.431	22	0	36	2	.395	3	4	13-16	40	43	2	.976
2025	.324	18-18	74	15	24	5	1	2	11	37	.500	5	4	14	1	.398	0	0	6-7	38	26	1	.985
TOTAL	.313	58-54	211	48	66	16	4	2	30	96	.455	27	4	50	3	.396	3	4	19-23	78	69	3	.980
All*	.313	71-58	233	49	73	16	5	2	31	105	.451	28	4	57	4	.392	3	4	19-23	81	77	4	.975

* Statistics from prior team/school

Buettenback, Max

Year	avg	gp-gs	ab	r	h	2b	3b	hr	rbi	tb	slg%	bb	hbp	so	gdp	ob%	sf	sh	sb-att	po	a	e	fld%
2024	.167	6-1	6	1	1	0	0	1	1	4	.667	1	0	4	0	.286	0	0	0-0	0	0	0	.000
2025	.171	12-9	35	9	6	2	0	2	5	14	.400	6	1	15	0	.302	1	0	0-0	7	0	0	1.000
TOTAL	.171	18-10	41	10	7	2	0	3	6	18	.439	7	1	19	0	.300	1	0	0-0	7	0	0	1.000

Carey, Dylan

Year	avg	gp-gs	ab	r	h	2b	3b	hr	rbi	tb	slg%	bb	hbp	so	gdp	ob%	sf	sh	sb-att	po	a	e	fld%
2023	.275	53-53	207	33	57	9	2	4	30	82	.396	16	8	49	2	.348	2	7	4-5	33	97	5	.963
2024	.255	61-61	235	30	60	18	0	7	31	99	.421	17	8	63	4	.326	1	3	3-6	84	128	9	.959
2025	.258	18-18	66	9	17	5	0	2	14	28	.424	6	3	21	0	.333	3	0	3-3	23	43	1	.985
TOTAL	.264	132-132	508	72	134	32	2	13	75	209	.411	39	19	133	6	.336	6	10	10-14	140	268	15	.965

Christo, Drew

Year	avg	gp-gs	ab	r	h	2b	3b	hr	rbi	tb	slg%	bb	hbp	so	gdp	ob%	sf	sh	sb-att	po	a	e	fld%
2023	.000	0-0	0	0	0	0	0	0	0	0	.000	0	0	0	0	.000	0	0	0-0	0	1	1	.500
2024	.000	0-0	0	0	0	0	0	0	0	0	.000	0	0	0	0	.000	0	0	0-0	2	9	0	1.000
2025	.000	0-0	0	0	0	0	0	0	0	0	.000	0	0	0	0	.000	0	0	0-0	1	2	1	.750
TOTAL	.000	0-0	0	0	0	0	0	0	0	0	.000	0	0	0	0	.000	0	0	0-0	3	12	2	.882

Year	era	w-l	app	gs	cq	sho	sv	ip	h	r	er	bb	so	2b	3b	hr	bf	bavg	wp	hbp	bk	sfa	sha
2022	8.44	0-1	5	2	0	0/0	0	5.1	10	12	5	5	5	3	0	3	35	.370	1	2	0	0	0
2023	3.24	1-1	11	1	0	0/0	0	16.2	11	9	6	8	18	2	0	1	75	.190	4	5	0	2	2
2024	4.62	3-3	17	10	0	0/0	1	60.1	52	33	31	20	54	15	1	6	263	.223	12	8	0	0	2
2025	8.53	1-1	8	0	0	0/0	0	12.2	13	14	12	6	16	1	0	0	60	.277	4	1	0	3	3
TOTAL	5.12	5-6	41	13	0	0/0	1	95.0	86	68	54	39	93	21	1	10	433	.236	21	16	0	5	7

Clark, Caleb

Year	avg	gp-gs	ab	r	h	2b	3b	hr	rbi	tb	slg%	bb	hbp	so	gdp	ob%	sf	sh	sb-att	po	a	e	fld%
2023	.000	0-0	0	0	0	0	0	0	0	0	.000	0	0	0	0	.000	0	0	0-0	2	4	0	1.000
2024	.000	0-0	0	0	0	0	0	0	0	0	.000	0	0	0	0	.000	0	0	0-0	2	6	2	.800
2025	.000	0-0	0	0	0	0	0	0	0	0	.000	0	0	0	0	.000	0	0	0-0	0	2	1	.667
TOTAL	.000	0-0	0	0	0	0	0	0	0	0	.000	0	0	0	0	.000	0	0	0-0	4	12	3	.842

Year	era	w-l	app	gs	cq	sho	sv	ip	h	r	er	bb	so	2b	3b	hr	bf	bavg	wp	hbp	bk	sfa	sha
2023	13.24	1-1	9	5	0	0/0	0	17.0	30	26	25	11	14	2	3	4	98	.380	1	7	0	1	0
2024	7.92	1-0	17	3	0	0/0	1	30.2	32	28	27	18	32	8	2	4	146	.264	4	5	1	0	2
2025	3.18	0-1	7	0	0	0/0	0	5.2	9	3	2	0	5	1	0	1	24	.391	1	0	0	0	1
TOTAL	9.11	2-2	33	8	0	0/0	1	53.1	71	57	54	29	51	11	5	9	268	.318	6	12	1	1	3

Cleavinger, Grant

Year	avg	gp-gs	ab	r	h	2b	3b	hr	rbi	tb	slg%	bb	hbp	so	gdp	ob%	sf	sh	sb-att	po	a	e	fld%
2024	.000	0-0	0	0	0	0	0	0	0	0	.000	0	0	0	0	.000	0	0	0-0	0	1	0	1.000
2025	.000	0-0	0	0	0	0	0	0	0	0	.000	0	0	0	0	.000	0	0	0-0	0	0	1	.000
TOTAL	.000	0-0	0	0	0	0	0	0	0	0	.000	0	0	0	0	.000	0	0	0-0	0	1	1	.500
All*	.000	0-0	0	0	0	0	0	0	0	0	.000	0	0	0	0	.000	0	0	0-0	0	1	1	.500

Year	era	w-l	app	gs	cq	sho	sv	ip	h	r	er	bb	so	2b	3b	hr	bf	bavg	wp	hbp	bk	sfa	sha
2023*	10.18	1-1	20	2	0	0/0	0	20.1	23	26	23	24	32	4	0	3	115	99.00	7	5	0	1	0
2024	5.06	0-0	10	0	0	0/0	0	5.1	1	3	3	3	8	0	1	21	.063	2	2	0	0	0	0
2025	9.00	0-0	4	0	0	0/0	0	4.0	7	4	4	4	8	1	1	24	.389	0	1	0	0	1	0
TOTAL	6.75	0-0	14	0	0	0/0	0	9.1	8	7	7	7	16	1	1	2	45	.235	2	3	0	1	0
All*	9.10	1-1	34	2	0	0/0	0	29.2	31	33	30	31	48	5	1	5	160	.912	9	8	0	2	0

* Statistics from prior team/school

Coats, TJ

Year	avg	gp-gs	ab	r	h	2b	3b	hr	rbi	tb	slg%	bb	hbp	so	gdp	ob%	sf	sh	sb-att	po	a	e	fld%
2025	8.31	0-0	3	1	0	0/0	0	4.1	4	5	4	5	6	0	0	2	24	.235	3	1	0	1	0
TOTAL	8.31	0-0	3	1	0	0/0	0	4.1	4	5	4	5	6	0	0	2	24	.235	3	1	0	1	0

Cotton, Jaron

Year	avg	gp-gs	ab	r	h	2b	3b	hr	rbi	tb	slg%	bb	hbp	so	gdp	ob%	sf	sh	sb-att	po	a	e	fld%
2025	.000	3-0	2	1	0	0	0	0	0	0	.000	0	0	1	0	.000	0	0	0-0	1	1	0	1.000
TOTAL	.000	3-0	2	1	0	0	0	0	0	0	.000	0	0	1	0	.000	0	0	0-0	1	1	0	1.000

Cymbalista, Colin

Year	avg	gp-gs	ab	r	h	2b	3b	hr	rbi	tb	slg%	bb	hbp	so	gdp	ob%	sf	sh	sb-att	po	a	e	fld%
2025	.000	6-1	4	0	0	0	0	0	0	0	.000	1	0	1	0	.200	0	0	0-0	4	0	0	1.000
TOTAL	.000	6-1	4	0	0	0	0	0	0	0	.000	1	0	1	0	.200	0	0	0-0	4	0	0	1.000

Daiss, Casey

Year	avg	gp-gs	ab	r	h	2b	3b	hr	rbi	tb	slg%	bb	hbp	so	gdp	ob%	sf	sh	sb-att	po	a	e	fld%
2024	.000	0-0	0	0	0	0	0	0	0	0	.000	0	0	0	0	.000	0	0	0-0	2	3	0	1.000
TOTAL	.000	0-0	0	0	0	0	0	0	0	0	.000	0	0	0	0	.000	0	0	0-0	2	3	0	1.000

Year	era	w-l	app	gs	cq	sho	sv	ip	h	r	er	bb	so	2b	3b	hr	bf	bavg	wp	hbp	bk	sfa	sha
2024	5.01	0-2	21	0	0	0/0	5	23.1	27	15	13	9	18	6	0	1	108	.290	0	4	0	1	1
2025	0.00	0-0	2	0	0	0/0	0	3.0	4	0	0	0	2	2	0	0	11	.364	0	0	0	0	0
TOTAL	4.44	0-2	23	0	0	0/0	5	26.1	31	15	13	9	20	8	0	1	119	.298	0	4	0	1	1

Encarnacion, Blake

Year	avg	gp-gs	ab	r	h	2b	3b	hr	rbi	tb	slg%	bb	hbp	so	gdp	ob%	sf	sh	sb-att	po	a	e	fld%
------	-----	-------	----	---	---	----	----	----	-----	----	------	----	-----	----	-----	-----	----	----	--------	----	---	---	------

Year	era	w-l	app	gs	cq	sho	sv	ip	h	r	er	bb	so	2b	3b	hr	bf	bavg	wp	hbp	bk	sfa	sha
2025	0.00	0-0	2	0	0	0/0	0	1.0	0	0	0	1	1	0	0	0	5	.000	0	1	0	0	0
TOTAL	0.00	0-0	2	0	0	0/0	0	1.0	0	0	0	1	1	0	0	0	5	.000	0	1	0	0	0

Frost, Cael

Year	avg	gp-gs	ab	r	h	2b	3b	hr	rbi	tb	slg%	bb	hbp	so	gdp	ob%	sf	sh	sb-att	po	a	e	fld%
2024*	.343	49-49	198	53	68	16	0	21	59	147	.742	25	8	44	5	.433	2	0	1-2	87	3	1	.989
2025	.200	16-14	45	10	9	0	0	2	6	15	.333	11	3	16	0	.390	0	0	1-1	16	1	0	1.000
TOTAL	.200	16-14	45	10	9	0	0	2	6	15	.333	11	3	16	0	.390	0	0	1-1	16	1	0	1.000
All*	.317	65-63	243	63	77	16	0	23	65	162	.667	36	11	60	5	.425	2	0	2-3	103	4	1	.991

* Statistics from prior team/school

Harrahill, Ryan

Year	avg	gp-gs	ab	r	h	2b	3b	hr	rbi	tb	slg%	bb	hbp	so	gdp	ob%	sf	sh	sb-att	po	a	e	fld%
2025	.000	0-0	0	0	0	0	0	0	0	0	.000	0	0	0	0	.000	0	0	0-0	0	1	0	1.000
TOTAL	.000	0-0	0	0	0	0	0	0	0	0	.000	0	0	0	0	.000	0	0	0-0	0	1	0	1.000

Year	era	w-l	app	gs	cq	sho	sv	ip	h	r	er	bb	so	2b	3b	hr	bf	bavg	wp	hbp	bk	sfa	sha
2024	27.00	0-1	1	1	0	0/0	0	1.0	4	4	3	1	2	0	1	0	9	.500	0	0	0	0	0
2025	6.00	0-0	4	0	0	0/0	0	3.0	4	2	2	0	0	1	0	0	14	.286	0	0	0	0	0
TOTAL	11.25	0-1	5	1	0	0/0	0	4.0	8	6	5	1	2	1	1	0	23	.364	0	0	0	0	0

Helligso, Hogan

Year	avg	gp-gs	ab	r	h	2b	3b	hr	rbi	tb	slg%	bb	hbp	so	gdp	ob%	sf	sh	sb-att	po	a	e	fld%
2022*	.283	41-31	99	19	28	6	1	1	11	39	.394	13	4	29	1	.385	1	7	2-2	268	19	4	.986
2023*	.314	42-35	118	24	37	9	1	2	19	54	.458	14	3	30	5	.400	0	5	4-6	236	18	3	.988
2024*	.266	43-36	143	31	38	8	0	2	19	52	.364	15	5	28	1	.354	1	4	4-5	271	34	0	1.000
2025	.129	11-11	31	1	4	0	0	0	3	4	.129	2	1	12	0	.200	1	0	0-0	93	9	0	1.000
TOTAL	.129	11-11	31	1	4	0	0	0	3	4	.129	2	1	12	0	.200	1	0	0-0	93	9	0	1.000
All*	.274	137-113	391	75	107	23	2	5	52	149	.381	44	13	99	7	.364	3	16	10-13	868	80	7	.993

* Statistics from prior team/school

Horn, Ty

Year	avg	gp-gs	ab	r	h	2b	3b	hr	rbi	tb	slg%	bb	hbp	so	gdp	ob%	sf	sh	sb-att	po	a	e	fld%
2024	.000	0-0	0	0	0	0	0	0	0	0	.000	0	0	0	0	.000	0	0	0-0	0	2	0	1.000
2025	.000	0-0	0	0	0	0	0	0	0	0	.000	0	0	0	0	.000	0	0	0-0	4	2	0	1.000
TOTAL	.000	0-0	0	0	0	0	0	0	0	0	.000	0	0	0	0	.000	0	0	0-0	4	4	0	1.000

Year	era	w-l	app	gs	cq	sho	sv	ip	h	r	er	bb	so	2b	3b	hr	bf	bavg	wp	hbp	bk	sfa	sha
2024	5.91	1-1	13	4	0	0/0	1	21.1	29	25	14	8	19	5	1	3	107	.305	2	2	0	1	1
2025	7.54	0-3	5	5	0	0/0	0	22.2	29	22	19	8	24	10	0	5	102	.315	0	1	1	0	1
TOTAL	6.75	1-4	18	9	0	0/0	1	44.0	58	47	33	16	43	15	1	8	209	.310	2	3	1	1	2



Jasa, Carson

Year	avg	gp-gs	ab	r	h	2b	3b	hr	rbi	tb	slg%	bb	hbp	so	gdp	ob%	sf	sh	sb-att	po	a	e	fld%
2025	4.00	1-1	5	1	0	0/1	0	9.0	9	7	4	5	13	2	0	1	42	.250	1	1	0	0	0
TOTAL	4.00	1-1	5	1	0	0/1	0	9.0	9	7	4	5	13	2	0	1	42	.250	1	1	0	0	0

Jesske, Will

Year	avg	gp-gs	ab	r	h	2b	3b	hr	rbi	tb	slg%	bb	hbp	so	gdp	ob%	sf	sh	sb-att	po	a	e	fld%
2024	.280	19-4	25	6	7	1	0	0	4	8	.320	3	0	3	0	.357	0	0	0-0	3	4	1	.875
2025	.250	13-10	40	6	10	2	1	0	3	14	.350	4	1	3	2	.326	1	0	3-4	60	5	1	.985
TOTAL	.262	32-14	65	12	17	3	1	0	7	22	.338	7	1	6	2	.338	1	0	3-4	63	9	2	.973

Lewis, Hayden

Year	avg	gp-gs	ab	r	h	2b	3b	hr	rbi	tb	slg%	bb	hbp	so	gdp	ob%	sf	sh	sb-att	po	a	e	fld%
2024	.000	1-0	1	0	0	0	0	0	0	0	.000	0	0	0	0	.000	0	0	0-0	0	0	0	.000
2025	.000	4-0	3	0	0	0	0	0	1	0	.000	0	1	1	0	.250	0	0	0-0	0	0	0	.000
TOTAL	.000	5-0	4	0	0	0	0	0	1	0	.000	0	1	1	0	.200	0	0	0-0	0	0	0	.000

Year	era	w-l	app	qs	cq	sho	sv	ip	h	r	er	bb	so	2b	3b	hr	bf	bavg	wp	hbp	bk	sfa	sha
2024	0.00	0-0	1	0	0	0/0	0	0.1	1	0	0	1	1	0	0	0	3	.500	0	0	0	0	0
TOTAL	0.00	0-0	1	0	0	0/0	0	0.1	1	0	0	1	1	0	0	0	3	.500	0	0	0	0	0

McConnaughey, Mason

Year	avg	gp-gs	ab	r	h	2b	3b	hr	rbi	tb	slg%	bb	hbp	so	gdp	ob%	sf	sh	sb-att	po	a	e	fld%
2024	.000	0-0	0	0	0	0	0	0	0	0	.000	0	0	0	0	.000	0	0	0-0	4	5	2	.818
2025	.000	0-0	0	0	0	0	0	0	0	0	.000	0	0	0	0	.000	0	0	0-0	0	1	0	1.000
TOTAL	.000	0-0	0	0	0	0	0	0	0	0	.000	0	0	0	0	.000	0	0	0-0	4	6	2	.833

Year	era	w-l	app	qs	cq	sho	sv	ip	h	r	er	bb	so	2b	3b	hr	bf	bavg	wp	hbp	bk	sfa	sha
2024	3.45	9-3	17	11	0	0/0	0	73.0	65	31	28	24	91	11	0	8	308	.239	6	7	0	2	3
2025	6.08	1-1	3	3	0	0/0	0	13.1	11	9	9	6	19	3	0	1	58	.216	0	1	0	0	0
TOTAL	3.86	10-4	20	14	0	0/0	0	86.1	76	40	37	30	110	14	0	9	366	.235	6	8	0	2	3

Nowaczyk, Colin

Year	avg	gp-gs	ab	r	h	2b	3b	hr	rbi	tb	slg%	bb	hbp	so	gdp	ob%	sf	sh	sb-att	po	a	e	fld%
2025	.000	0-0	0	0	0	0	0	0	0	0	.000	0	0	0	0	.000	0	0	0-0	0	1	0	1.000
TOTAL	.000	0-0	0	0	0	0	0	0	0	0	.000	0	0	0	0	.000	0	0	0-0	0	1	0	1.000

Year	era	w-l	app	qs	cq	sho	sv	ip	h	r	er	bb	so	2b	3b	hr	bf	bavg	wp	hbp	bk	sfa	sha
2025	2.08	0-0	3	0	0	0/0	0	4.1	5	1	1	3	4	0	0	0	20	.294	1	0	0	0	0
TOTAL	2.08	0-0	3	0	0	0/0	0	4.1	5	1	1	3	4	0	0	0	20	.294	1	0	0	0	0

Nunez, Devin

Year	avg	gp-gs	ab	r	h	2b	3b	hr	rbi	tb	slg%	bb	hbp	so	gdp	ob%	sf	sh	sb-att	po	a	e	fld%
2025	.348	14-10	46	8	16	0	0	3	10	25	.543	3	1	14	0	.400	0	0	2-3	4	15	2	.905
TOTAL	.348	14-10	46	8	16	0	0	3	10	25	.543	3	1	14	0	.400	0	0	2-3	4	15	2	.905

Overbeek, Joshua

Year	avg	gp-gs	ab	r	h	2b	3b	hr	rbi	tb	slg%	bb	hbp	so	gdp	ob%	sf	sh	sb-att	po	a	e	fld%
2022*	.200	21-6	35	8	7	0	0	1	2	10	.286	8	0	11	0	.341	1	0	0-0	15	2	1	.944
2024	.276	51-49	185	41	51	9	1	6	29	80	.432	29	7	53	1	.394	0	1	16-19	30	83	6	.950
2025	.231	14-11	39	7	9	3	1	0	0	14	.359	3	4	17	0	.348	0	0	1-2	6	17	3	.885
TOTAL	.268	65-60	224	48	60	12	2	6	29	94	.420	32	11	70	1	.386	0	1	17-21	36	100	9	.938
All*	.259	86-66	259	56	67	12	2	7	31	104	.402	40	11	81	1	.379	1	1	17-21	51	102	10	.939

* Statistics from prior team/school

Sanderson, Case

Year	avg	gp-gs	ab	r	h	2b	3b	hr	rbi	tb	slg%	bb	hbp	so	gdp	ob%	sf	sh	sb-att	po	a	e	fld%
2024	.338	54-43	151	27	51	6	1	3	26	68	.450	31	9	42	3	.469	3	0	0-3	42	1	2	.956
2025	.250	16-15	52	8	13	2	0	0	5	15	.288	12	3	11	2	.412	1	0	0-1	117	5	0	1.000
TOTAL	.315	70-58	203	35	64	8	1	3	31	83	.409	43	12	53	5	.454	4	0	0-4	159	6	2	.988

Silva, Riley

Year	avg	gp-gs	ab	r	h	2b	3b	hr	rbi	tb	slg%	bb	hbp	so	gdp	ob%	sf	sh	sb-att	po	a	e	fld%
2024	.256	61-61	199	51	51	5	2	0	20	60	.302	25	26	35	2	.406	1	18	32-35	162	1	2	.988
2025	.273	14-7	22	3	6	0	0	0	2	6	.273	2	1	3	0	.360	0	0	2-4	17	1	0	1.000
TOTAL	.258	75-68	221	54	57	5	2	0	22	66	.299	27	27	38	2	.402	1	18	34-39	179	2	2	.989

Stokes, Rhett

Year	avg	gp-gs	ab	r	h	2b	3b	hr	rbi	tb	slg%	bb	hbp	so	gdp	ob%	sf	sh	sb-att	po	a	e	fld%
2024	.360	53-43	150	31	54	16	0	1	18	73	.487	11	2	34	1	.409	1	7	6-9	56	112	6	.966
2025	.209	13-12	43	3	9	0	0	0	4	9	.209	1	2	11	2	.261	0	0	2-3	14	29	2	.956
TOTAL	.326	66-55	193	34	63	16	0	1	22	82	.425	12	4	45	3	.376	1	7	8-12	70	141	8	.963

Stone, Tyler

Year	avg	gp-gs	ab	r	h	2b	3b	hr	rbi	tb	slg%	bb	hbp	so	gdp	ob%	sf	sh	sb-att	po	a	e	fld%
2021*	.208	21-11	48	4	10	3	0	1	4	16	.333	2	0	23	0	.240	0	0	0-0	76	3	3	.963
2024	.289	54-43	166	28	48	9	0	8	33	81	.488	29	1	51	3	.392	3	0	0-1	271	15	4	.986
2025	.222	10-6	27	2	6	3	0	1	5	12	.444	0	0	10	0	.214	1	0	0-0	35	2	0	1.000
TOTAL	.280	64-49	193	30	54	12	0	9	38	93	.482	29	1	61	3	.370	4	0	0-1	306	17	4	.988
All*	.266	85-60	241	34	64	15	0	10	42	109	.452	31	1	84	3	.347	4	0	0-1	382	20	7	.983

* Statistics from prior team/school

Swansen, Gabe

Year	avg	gp-gs	ab	r	h	2b	3b	hr	rbi	tb	slg%	bb	hbp	so	gdp	ob%	sf	sh	sb-att	po	a	e	fld%
2022	.154	20-9	39	6	6	1	0	1	6	10	.256	5	1	9	2	.267	0	0	0-0	3	0	1	.750
2023	.291	52-49	179	45	52	11	0	18	57	117	.654	24	15	43	3	.410	4	0	3-5	81	1	1	.988
2024	.327	34-25	98	16	32	8	0	8	22	64	.653	7	3	26	0	.385	1	1	3-4	47	0	0	1.000
2025	.175	17-15	57	6	10	3	0	2	14	19	.333	3	1	17	1	.226	1	0	0-0	18	0	0	1.000
TOTAL	.268	123-98	373	73	100	23	0	29	99	210	.563	39	20	95	6	.363	6	1	6-9	149	1	2	.987

Timmerman, Tucker

Year	avg	gp-gs	ab	r	h	2b	3b	hr	rbi	tb	slg%	bb	hbp	so	gdp	ob%	sf	sh	sb-att	po	a	e	fld%
2024	.000	0-0	0	0	0	0	0	0	0	0	.000	0	0	0	0	.000	0	0	0-0	2	4	1	.857
2025	.000	0-0	0	0	0	0	0	0	0	0	.000	0	0	0	0	.000	0	0	0-0	0	1	0	1.000
TOTAL	.000	0-0	0	0	0	0	0	0	0	0	.000	0	0	0	0	.000	0	0	0-0	2	5	1	.875

Year	era	w-l	app	qs	cq	sho	sv	ip	h	r	er	bb	so	2b	3b	hr	bf	bavg	wp	hbp	bk	sfa	sha
2024	8.10	2-0	15	0	0	0/0	1	16.2	21	15	15	14	18	3	0	3	85	.313	2	3	0	1	0
2025	3.86	0-0	1	0	0	0/0	0	2.1	2	1	1	0	2	1	0	0	9	.222	0	0	0	0	0
TOTAL	7.58	2-0	16	0	0	0/0	1	19.0	23	16	16	14	20	4	0	3	94	.303	2	3	0	1	0

Walsh, Will

Year	avg	gp-gs	ab	r	h	2b	3b	hr	rbi	tb	slg%	bb	hbp	so	gdp	ob%	sf	sh	sb-att	po	a	e	fld%
2022	.000	2-0	2	0	0	0	0	0	0	0	.000	0	0	2	0	.000	0	0	0-0	0	0	0	.000
2023	.176	17-9	34	5	6	1	0	2	4	13	.382	3	2	12	0	.282	0	0	0-0	67	13	1	.988
2024	.235	14-9	34	8	8	1	0	5	14	24	.706	3	2	11	1	.333	0	0	0-0	60	17	1	.987
2025	.000	0-0	0	0	0	0	0	0	0	0	.000	0	0	0	0	.000	0	0	0-0	0	5	2	.714
TOTAL	.200	33-18	70	13	14	2	0	7	18	37	.529	6	4	25	1	.300	0	0	0-0	127	35	4	.976

Year	era	w-l	app	qs	cq	sho	sv	ip	h	r	er	bb	so	2b	3b	hr	bf	bavg	wp	hbp	bk	sfa	sha
2022	13.50	0-0	1	0	0	0/0	0	0.2	3	1	1	0	1	0	0	0	5	.600	1	0	0	0	0
2023	4.24	5-3	15	8	1	1/0	0	51.0	46	26	24	8	44	4	2	6	206	.241	4	4	0	2	1
2024	5.06	5-4	14	10	1	0/0	0	58.2	69	36	33	10	43	13	1	10	259	.296	4	8	0	3	5
2025	3.42	2-3	5	4	0	0/1	0	26.1	18	12	10	3	29	4	0	2	104	.194	0	4	0	1	3
TOTAL	4.48	12-10	35	22	2	1/1	0	136.2	136	75	68	21	117	21	3	18	574	.261	9	16	0	6	9

Worthley, Jalen

Year	avg	gp-gs	ab	r	h	2b	3b	hr	rbi	tb	slg%	bb	hbp	so	gdp	ob%	sf	sh	sb-att	po	a	e	fld%
2023	.000	0-0	0	0	0	0	0	0	0	0	.000	0	0	0	0	.000	0	0	0-0	0	3	0	1.000
2024	.000	0-0	0	0	0	0	0	0	0	0	.000	0	0	0	0	.000	0	0	0-0	1	7	0	1.000
2025	.000	0-0	0	0	0	0	0	0	0	0	.000	0	0	0	0	.000	0	0	0-0	1	1	0	1.000
TOTAL	.000	0-0	0	0	0	0	0	0	0	0	.000	0	0	0	0	.000	0	0	0-0	2	11	0	1.000

Year	era	w-l	app	gs	cg	sho	sv	ip	h	r	er	bb	so	2b	3b	hr	bf	bavg	wp	hbp	bk	sfa	sha
2023	8.10	0-0	10	0	0	0/1	0	10.0	14	9	9	7	8	0	0	1	53	.333	1	3	0	1	0
2024	3.60	3-0	22	0	0	0/1	5	35.0	29	14	14	8	33	5	0	5	143	.223	3	1	0	0	4
2025	9.00	1-0	7	0	0	0/0	0	8.0	11	8	8	5	7	4	0	1	40	.333	1	0	0	1	1
TOTAL	5.26	4-0	39	0	0	0/2	5	53.0	54	31	31	20	48	9	0	7	236	.263	5	4	0	2	5

LAST TIME A NEBRASKA HITTER HAD...

Five Consecutive 3-Hit Games at Hawks Field: Rhett Stokes (20/24)
4 Hits in a Game: Cole Evans (4) at Wichita State (3/12/24)
Consecutive 4-Hit Games: Ben Miller (4 & 4) vs. Maryland (4/8-9/17)
5 Hits in a Game: Gunner Hellstrom (5) at Rutgers (4/21/18)
6 Hits in a Game: Steve Edlefsen (6) vs. Iowa (4/11/06)

2 Hits in an Inning: Josh Caron (2B/HR) vs. Minnesota (4/29/23)
2 Extra-Base Hits in an Inning: Josh Caron (2B/HR) vs. Minnesota (4/29/23)

7 At Bats in a Game: C. Chick/G. Everitt/M. Anderson (7) at Minnesota (5/7/22)
8 At Bats in a Game: DJ Belfonte (8) at UL-Lafayette (15 inn.) (2/20/08)
9 At Bats in a Game: P. Kelly/C. Christensen (9) vs. Northwestern (16 inn.) (3/29/13)

4 Runs in a Game: Cam Chick (4) at Ohio State (4/3/22)
5 Runs in a Game: Steve Edlefsen at Iowa (4/11/06)
6 Runs in a Game: Craig Moore vs. Chicago State (3/16/99)

3 Doubles in a Game: Casey Burnham (3) vs. Vanderbilt (3/3/23)

2 Triples in a Game: Garrett Anglim (2) at UT Arlington (3/5/22)
2 Triples in Consecutive Games: Blake Headley vs. Northern Colo. (3/10-11/15)

2 HRs in a Game: Gabe Swansen vs. Niagara (6/1/24)
3 HRs in a Game: Garrett Anglim vs. Iowa (DH 1) (5/1/22)
2 HRs in an Inning: C. Ledbetter/B. Fusilier vs. SDSU (4th inn.) (3/13/05)
HRs in Consecutive At Bats: Gabe Swansen vs. Niagara (2) (6/1/24)
HRs in Consecutive Innings: Gabe Swansen vs. Northwestern (6th, 7th) (4/16/23)
Grand Slam: Cole Evans at Kansas (4/9/24)
A Pinch-Hit Home Run: **Max Buettenback vs. Wichita State (3/12/25)**
An Inside-the-Park Home Run: **Devin Nunez vs. Kansas State (3/2/25)**
An Inside-the-Park Grand Slam: Jaxon Hallmark at Kansas State (4/2/19)
Led Off Game with Home Run (Away): Brice Matthews at Creighton (5/9/23)
Led Off Game with Home Run (Home): Brice Matthews vs. Illinois (3/25/23)
A Walk-Off Home Run to Win a Game: Cole Evans vs. Indiana (5/11/24)
Had a Homer and a Win, Same Game: Ben Miller vs. Creighton (4/4/17)
Homered in First Career At-Bat: Max Anderson vs. Purdue (3/5/21)
Homered in First Career Game: Max Anderson vs. Purdue (3/5/21)
Freshman Homered in First Career Game: Max Anderson vs. Purdue (3/5/21)
Back-to-Back Multi-HR Games: ... Scott Schreiber vs. Penn State & at Creighton (5/15-17/16)
Homered in Three-Straight Games: ..Gabe Swansen (3) (vs. Florida (2)/Niagara) (5/31-6/2/24)

Hit For the Cycle: Steve Edlefsen at Iowa (4/11/06)

6 RBI in a Game: **Gabe Swansen vs. Vanderbilt (2/15/25)**
7 RBI in a Game: Josh Scheffert (7) at Ohio State (4/15/12)
8 RBI in a Game: Adam Bailey (8) vs. Creighton (5/18/10)
9 or more RBI in a Game: Craig Moore (10) vs. Chicago State (3/16/99)

10 or More Total Bases: Max Anderson (10) vs. Minnesota, (4/29/23)

4 Walks in a Game: Josh Caron (4) vs. Indiana (5/11/24)
5 Walks in a Game: Cam Chick at Ohio State (4/3/22)

5 Strikeouts in a Game: Kurt Farmer vs. UCLA (3/5/11)

3 Stolen Bases: Jaxon Hallmark (3) at Rutgers (5/9/21)
4 Stolen Bases: John Cole vs. Texas-San Antonio (2/26/00)
Stole Home: Dylan Carey at Grand Canyon (2/25/24)
3 HBP in a Game: Riley Silva (3) at Grand Canyon (2/22/24)

4 Sacrifice Bunts in Game: Andrew Sawyers vs. Kansas State, April 4, 1998 (NCAA Record)

LAST TIME A NEBRASKA PITCHER HAD...

An Individual No-Hitter - 9 Innings: Jackson Brockett vs. K-State (5/1/24)
An Individual No-Hitter - 7 Innings: Anthony Kelley vs. Oklahoma (4/5/81)
Note: Nate Fisher pitched 8.0 no-hit innings on March 9, 2019 at Baylor (not complete game)

A Combined No-Hitter: K. Kubat (5.0), T. Niederklein (2.1), D. Vogt (1.2) vs. Arkansas (4/16/13)

A 2-Hit Game (individual): Brett Sears vs. Ohio State (4/5/24)
A 1-Hit Game (individual): Michael Mariot vs. Houston Baptist (Game 2) (3/13/10)
A 1-Hit Game (combined): Koty Frank (6.2), Tyler Martin (1.1), Braxton Bragg (1.0) vs. BYU (4/14/22)

Picked off Two Base Runners in an Inning: Aaron Bummer at The Citadel (3/1/14)

A Complete Game - 9 innings: Jackson Brockett vs. Kansas State (5/1/24)
A Complete Game - less than 9 inn.: Emmett Olson vs. Nicholls (7 Inn.) (3/17/23)
A Complete Game by a Freshman: Matt Waldron (9 inn.) vs. Penn State (5/14/16)
A Complete Game by a Freshman - 9 inn.: Matt Waldron vs. Penn State (5/14/16)
Consecutive Complete Games - 9 inn.: C. DeLeon vs. Ohio State & Minn. (4/4-12/14)

A Complete-Game Shutout - 9 Inn.: Jackson Brockett vs. Kansas State (5/1/24)
A Complete-Game Shutout - less than 9 inn.: Tom Lemke (7 inn.) vs. Oklahoma (3/28/10)
Consecutive Shutouts: Shane Komine vs. Iowa State & at Texas (4/28-5/6/00)
A Complete-Game Shutout by a Freshman: Matt Waldron vs. Penn State (5/14/16)

Immaculate Inning: Cade Povich vs. Michigan (1st Inning) (5/28/21)
A Three-Pitch Inning: Colton Howell vs. Northwestern (4/19/14)

Hit 4 or More Batters in a Game: Matt Freeman (4) vs. No. Colorado (3/24/09)
Hit 5 or More Batters in a Game: Shane Komine (5) vs. Nicholls State (2/19/99)

10 Strikeouts in a Game: Mason McConnaughey (10) vs. Indiana (5/11/24)
10+ Strikeouts in a Game: Jackson Brockett (12) vs. Kansas State (5/1/24)
15+ Strikeouts in a Game: Joba Chamberlain (15) vs. New Mexico (2/25/05)

Struck out 4 Batters in an Inning: Michael Mariot (6th inn.) vs. Texas A&M (4/30/10)

Lost a Game Without Giving Up an Earned Run: Shay Schanaman vs. BYU (4/15/22)

LAST TIME NEBRASKA HAD...

25+ Runs: 50 vs. Chicago State (3/16/99)
20+ Runs: 21 at UC Riverside (2/15/99)
10 Runs in an Inning: 11 at Baylor (1st) (2/14/20)

20+ Hits: 20 vs. Northwestern (4/16/23)

Every Husker Starter Had a Hit: vs. Nicholls (3/17/24)
Every Husker Starter Scored a Run: vs. Northern Colorado (3/8/23)
Every Husker Starter Had a Hit and Scored a Run: vs. No. Colorado (3/8/23)

0 Strikeouts on Offense: vs. UNLV (3/30/14)

0 Walks on Offense: **vs. Kansas State (3/2/25)**

10+ Doubles: vs. Creighton (11) (5/18/10)
9+ Doubles: vs. Creighton (11) (5/18/10)
8+ Doubles: vs. Vanderbilt (8) (3/3/23)
7+ Doubles: vs. Vanderbilt (8) (3/3/23)
3 Consecutive Doubles: M. Waldron, J. Acker, M. Hagge at Cal Poly (3/25/17)

3 Triples: at UT Arlington (3) (3/5/22)

9 HRs: vs. Chicago State, March 16, 1999
7 HRs: vs. Northwestern (4/16/23)
6 HRs: vs. Northwestern (4/16/23)
5 HRs: vs. Northwestern (4/16/23)
Back-to-Back Homers: B. Columbus/D. Carey (8th inn.) at Rutgers (4/13/24)
3 Consecutive Homers: J. Dalton/D. Erstad/D. Dukart vs. Iowa State (5/15/94)
2 Homers in an Inning: C. Bradford/R. Stokes (4th inn.) at Creighton (4/30/24)
3 Homers in an Inning: M. Anderson/G. Swansen/E. Cervantes (3rd inn.) at Maryland (5/6/23)

3 Triples: at UT Arlington (3) (3/5/22)

2 Grand Slams in a Game: Dan Wright/Jeff Leise vs. Western Illinois (4/19/00)
Grand Slams in Back-to-Back Games: M. Anderson/L. Sartori at Ohio State (4/2-3/22)

10+ Stolen Bases: 10 vs. Peru State (5/6/96)
7+ Stolen Bases: 7 vs. Kansas State (4/26/22)

Rallied from a 10-run deficit: vs. North Dakota (Trailed 10-0, won 11-10) (3/30/10)
Rallied from a deficit of 7 runs/greater: vs. Ohio State (Trailed 9-2, won 11-9) (5/22/21)
Rallied from a deficit of 6 runs/greater: vs. Ohio State (Trailed 9-2, won 11-9) (5/22/21)
Rallied from a deficit of 5 runs/greater: vs. South Alabama (Trailed 6-1, won 12-7) (3/10/24)

Was shut out - General: at Iowa (8-0) (4/22/23)
Was shut out - At Home: vs. Iowa (1-0) (4/29/22)
Was shut out - On the Road: at Iowa (8-0) (4/22/23)

Held to 2 or fewer hits: 2 vs. Iowa (4/28/24)

Swept a Conference Series: at Northwestern (3-0) (3/29-31/24)
Were Swept in a Conference Series: **at UCLA (3-0) (3/14-16/25)**
Were Swept in a Conference Series at Home: Rutgers (0-3), April 8-10, 2022

Allowed 2 hits or less: vs. Kansas State (0) (5/1/24)
Walked 10+: at Maryland (11) (5/7/23)
Walked 15+: Wichita State (17) (3/18/16)

Struck out 15+ Batters: vs. South Alabama (16 in 9 inn.) (3/10/24)
Struck out 30+ in a 3-Game Series: **vs. Washington (30) (3/8-9/25)**

Walk-Off Win: Cole Evans, 5-2 vs. Indiana (10 inn.) (5/11/24)
2-Straight Walk-Off Wins: Pat Kelly (Illinois) & Tanner Lubach (Ohio St.) (3/17-21/14)

2-Straight Complete Games: Chance Sinclair & Aaron Bummer (Ohio State) (4/4-5/14)
3-Straight Complete Games: C. DeLeon, C. Sinclair & A. Bummer (Ohio St.), (4/4-6/14)

A Player Ejection: **TJ Coats at UCLA (3/14/25)**
A Head Coach Ejection: Will Bolt at Kansas (4/9/24)
An Assistant Coach Ejection: Eric Newman vs. Kansas (4/20/08)

Turned a Triple Play: vs. Northern Colorado (3/27/07)
Had a Triple Play Turned Against: vs. Michigan State (5/13/17)

7 Errors in a Game: vs. Kansas State (3/11/97)
6 Errors in a Game: vs. Michigan (6) (5/25/19)
5 Errors in a Game: vs. South Alabama (5) (3/10/24)

Scored in every inning (9 inn.): vs. Texas Tech (W, 12-8) (5/23/02)
Lost a game without giving up an earned run: vs. BYU (Lost 3-2) (4/25/22)

LAST TIME A NEBRASKA OPPONENT HAD...

4 Hits in a Game: **Trevor Kole (4) vs. Washington (3/8/25)**
5 Hits in a Game: Matt Woods (5) at Maryland (5/7/23)

7 RBI in a Game: Nick Lorusso (8) at Maryland (5/7/23)

Hit for the Cycle: Parker Coddou vs. Nicholls (3/19/23)

2 Home Runs: **AJ Salgado at UCLA (3/15/25)**
3 Home Runs: Jeff Larish at Arizona State (6/21/05)
3 Home Runs in a Series: Nick Lorusso at Maryland (5/5-7/23)

A Grand Slam: Teddy Deters vs. Creighton (4/16/24)
2 Grand Slams in a Game: at Wichita State (3/2/18)
3 Grand Slams in a Series: at Wichita State (3/2-4/18)

Back-to-Back Homers:..... A. Evasco/K. O'Connor vs. Kansas State (4th inn.) (3/2/25)
Back-to-Back-to-Back Homers: Michigan (5th inn.) (3/25/22)
Back-to-Back-to-Back-to-Back Homers: Michigan (5th inn.) (3/25/22)
A Walk-Off Homer: Eli Wilson at Minnesota (3/29/19)
Team Hit 9 HR in a Game: at Missouri (4/1/98)

10+ Runs in an Inning: Rutgers (10 in the 7th) (4/10/22)

20+ Hits in a Game: at Maryland (20) (5/7/23)

Stole Home: Bobby Whalen, at Indiana (4/23/22)


A One-Hitter: Matt Smith, Oklahoma State (4/24/98)
A No-Hitter: Jim Maddock, Missouri (13-0) (5/3/81)

A Complete Game (9 innings): **Andrew Herrmann at Louisiana (2/22/25)**

10 Strikeouts in a Game: Brody Brecht (11), vs. Iowa (4/28/24)

Walk-Off Win: at Rutgers, 7-6 (RBI Single in 11th) (4/12/24)
Two Walk-Off Wins in a Series: at Minnesota [Games 1 (HR) & 3 (WP)] (3/29-31/19)

7 Errors in a Game: vs. Northwestern (7) (3/31/13)



#0 CAYDEN BRUMBAUGH
Rjr. • UTIL

#1 RILEY SILVA
Sr. • OF

#4 JOSHUA OVERBEEK
Sr. • INF

#5 ROBBY BOLIN
Jr. • OF

#6 PRYCE BENDER
Fr. • RHP

#9 RHETT STOKES
Sr. • INF

#10 HOGAN HELLIGSO
Sr. • C

#11 MAX BUETTENBACK
So. • UTIL

#12 CAEL FROST
Sr. • OF

#13 WILL JESSE
So. • UTIL

#14 CASE SANDERSON
So. • UTIL

#15 DYLAN CAREY
Jr. • INF

#16 DEVIN NUNEZ
Fr. • INF

#17 HAYDEN LEWIS
RSO. • OF

#18 KANON SUNDGREN
Jr. • C

#20 TY HORN
So. • RHP

#21 JARON COTTON
Jr. • INF

#23 BLAKE ENCARNACION
Fr. • RHP

#24 CALEB CLARK
Jr. • LHP

#25 DREW CRISTO
Sr. • RHP

#26 TJ COATS
So. • RHP

#28 LUKE BRODERICK
Jr. • RHP

#30 WILL WALSH
RSr. • LHP

#32 TUCKER TIMMERMAN
So. • RHP

#33 JACKSON BROCKETT
Sr. • LHP

#34 COLIN CYMBALISTA
Jr. • C

#35 RYAN HARRAHILL
So. • RHP

#36 GRANT CLEAVINGER
Jr. • LHP

#37 J'SHAWN UNGER
Fr. • RHP

#39 CARSON JASA
Rfr. • RHP

#41 CHASE OLSON
Fr. • LHP

#42 JALEN WORTHLEY
Jr. • LHP

#43 AIDEN LIESER
Fr. • RHP

#44 GABE SWANSEN
Sr. • OF

#45 CASEY DAISS
Sr. • RHP

#46 AIDEN WHITE
Fr. • LHP

#47 COLIN NOWACZYK
Fr. • LHP

#50 GAVIN BLACHOWICZ
Fr. • RHP

#51 MASON MCCONNAUGHEY
Jr. • RHP

#55 TYLER STONE
Sr. • INF

WILL BOLT
Head Coach

ROB CHILDRESS
Assistant Coach

LANCE HARVELL
Assistant Coach

MIKE SIRIANNI
Assistant Coach