

# NEBRASKA

## SOFTBALL



### NEBRASKA AT OHIO STATE

FRIDAY	SATURDAY	SUNDAY
<b>vs. Minnesota</b> 5 p.m. (Central)	<b>vs. Minnesota</b> 1 p.m. (Central)	<b>vs. Minnesota</b> Noon (Central)
<b>Video: B1G+</b>	<b>Video: Nebraska Public Media/B1G+</b>	<b>Video: B1G+</b>

Live audio of every Nebraska game available on Huskers.com & the Huskers app

The No. 21 Nebraska softball team is set to host its first conference series this weekend, as it welcomes Minnesota. The Huskers will face off against the Golden Gophers at 5 p.m. (CT) on Friday, March 21, 1 p.m. (CT) on Saturday, March 22 and 12 p.m. (CT) on Sunday, March 23.

Last weekend, NU opened Big Ten competition with a three-game series at Ohio State. The Big Red went 1-2, collecting a 9-5 win on Friday but falling on Saturday (12-13) and Sunday (6-12). Emmerson Cope logged two home runs and five RBIs in just four at bats, while Hannah Camenzind batted .500 on the weekend with six hits, four doubles and a home run. Jordy Bahl extended her hitting streak to 12 games.

The Golden Gophers are 13-15 on the season with a 2-2 mark in conference play. Last weekend, they faced off against Michigan State and Penn State at Devon Park in Oklahoma City, Okla., and split the two-game series with both teams.

All three games this weekend will be streamed on B1G+, and Saturday's will be televised on Nebraska public media. Every game will have a free radio broadcast with Nate Rohr on the call. The radio broadcast is available at Huskers.com/listen and on the official Huskers app. Fans are reminded that Bowlin Stadium is cashless and reentry will not be allowed.

### LEADING OFF

- Nebraska reached 62 home runs last weekend, which would rank fifth in school history and surpassed last year's home run total of 61.
- Jordy Bahl currently has a 12-game hitting streak. The last Husker to have a 10-game hitting streak was Billie Andrews last season.
- The Huskers are ranked No. 21 in the NFCA Poll. NU has been ranked by the NFCA this season.
- Bella Bacon played in her 100th career game last weekend and Abbie Squier started her 150th.
- Katelyn Caneda's next hit will be the 100th of her career.
- Over the weekend, Bahl threw the 500th strikeout of her career and her 100th of the 2025 season.
- Ava Bredwell is 23 RBIs away from amassing 100+ hits, 100+ runs and 100+ RBIs in her career. Abbie Squier is 27 RBIs and eight runs away from that accomplishment.
- Nebraska has 14 run-rule victories on the year. The school record for most run-rule wins in a season is 17 (2015).
- Nebraska has scored 10+ runs in 13 of its 20 wins this season.

### HUSKERS TO WATCH



**Emmerson Cope** only notched four at bats at Ohio State, but she logged two home runs, a double and five RBIs in those opportunities. She also pitched 4.2 innings against the Buckeyes.



**Hannah Camenzind** hit .500 in the series at Ohio State and totaled six hits, four doubles and four RBIs. She also pitched 5.1 innings and notched six strikeouts.

### 2025 SCHEDULE (20-8, 1-1 B1G)

NFCA Leadoff Classic (Clearwater, Fla.)

Feb. 6	vs. #6 Tennessee	W, 7-1
Feb. 7	vs. Southern Mississippi	W, 12-2 (5)
Feb. 7	vs. Bethune-Cookman	W, 9-1 (5)
Feb. 8	vs. #13 Texas Tech	L, 5-6
Feb. 9	vs. #24 Mississippi State	L, 0-3

Troy Cox Classic (Las Cruces, N.M.)

Feb. 14	vs. Texas A&M - CC	W, 20-1 (5)
Feb. 14	at New Mexico State	W, 10-0 (6)
Feb. 15	vs. Montana	W, 13-5 (6)
Feb. 15	vs. Northern Colorado	W, 10-0 (5)
Feb. 16	vs. Montana	W, 16-3 (5)

Mary Nutter Collegiate Classic (Cathedral City, Calif.)

Feb. 20	vs. Baylor	W, 4-1
Feb. 20	vs. #4 UCLA	L, 1-9 (6)
Feb. 21	vs. #11 Duke	L, 0-3 (8)
Feb. 22	vs. San Jose State	W, 12-4 (6)
Feb. 22	vs. Howard	W, 11-1 (5)
Feb. 23	vs. Utah	W, 10-2 (5)

Shocker Invitational (Wichita, Kan.)

Feb. 28	vs. South Dakota State	W, 8-5 (8)
Feb. 28	vs. #16 Oklahoma State	L, 0-1
March 1	vs. Missouri	L, 1-7
March 1	at Wichita State	W, 15-0 (5)
March 2	vs. Missouri	W, 10-9

Big Red Spring Fling (Bowlin Stadium)

March 8	Northern Iowa	W, 14-1 (5)
March 8	Northern Colorado	W, 12-4 (6)
March 9	Northern Iowa	W, 9-1 (5)
March 9	South Dakota State	W, 5-4 (9)

March 14	at RV Ohio State	W, 9-5
March 15	at RV Ohio State	L, 12-13
March 16	at RV Ohio State*	L, 6-12

March 21	Minnesota	5 p.m.
March 22	Minnesota	1 p.m.
March 23	Minnesota	12 p.m.

March 26	at Omaha	5 p.m.
March 29	Purdue	1 p.m.
March 30	Purdue	5 p.m.
March 31	Purdue	4 p.m.

April 4	at Iowa	5 p.m.
April 5	at Iowa	2 p.m.
April 6	at Iowa	1 p.m.

April 9	Creighton	6 p.m.
April 12	at Northwestern	TBA
April 13	at Northwestern	4 p.m.
April 14	at Northwestern	TBA

April 18	Indiana	5 p.m.
April 19	Indiana	1 p.m.

April 25	at Washington	8 p.m.
April 26	at Washington	TBA
April 27	at Washington	3 p.m.

May 2	Maryland	5 p.m.
May 3	Maryland	1 p.m.
May 4	Maryland	12 p.m.

May 7-10 at Big Ten Tournament (West Lafayette, Ind.)

\*game will not count toward Big Ten standings

## NEBRASKA SOFTBALL FACTS

## UNIVERSITY INFORMATION

Location	Lincoln, Neb.
Population	293,678
Founded	1869
Enrollment	24,431
Nickname	Cornhuskers, Huskers
Colors	Scarlet & Cream
Conference	Big Ten
Director of Athletics	Troy Dannen

## ATHLETIC COMMUNICATIONS

Softball Contact	Paige Trutna
E-Mail	ptrutna2@huskers.com
Cell Phone	(402) 429-7576

## 2025 COACHING STAFF

Head Coach	Rhonda Revelle
Nebraska Record	1,127-665 (33rd year)
Career Record	1,135-681 (34th year)
Assoc. Head Coach	Lori Sippel (36th year)
Assistant Coach	Diane Miller (17th year)
Assistant Coach	Olivia Ferrell (2nd year)
Graduate Assistant	Allie Light (1st year)
Director of Operations	Erin Bohling (5th year)

## 2024 SEASON REVIEW

Overall Record	30-23
Big Ten Record (Finish)	12-9 (4th)
NCAA Record (Finish)	N/A

## 2025 TEAM OUTLOOK

Letterwinners Returning/Lost	14/8
Total Starters Returning/Lost	5/5
Position Starters Returning/Lost	5/3
Starting Pitchers Returning/Lost	0/2
Returning All-Conference Players	7*
Returning All-Region Players	6*
Returning All-Americans	1*
Newcomers	11

\*includes honors at a player's previous school

## STADIUM INFORMATION

Home Stadium	Bowlin Stadium
Record at Bowlin Stadium	274-120 (.695)

## PROGRAM HISTORY

First Year of Softball	1976
All-Time Record	1,608-960 (.618)
All-Time Conference Record	454-327 (.581)
Big Ten Record	173-118 (.594)
Overall Conference Titles	20
Big Eight Titles	12
Big 12 Titles	6
Big Ten Titles	2
NCAA Tournament Appearances	26
WCWS Appearances	7
NCAA Tournament Record	65-56 (.537)
NCAA Regional Record	55-39 (.585)
NCAA Super Regional Record	2-3 (.400)
WCWS Record	8-14 (.363)
NFCA All-Americans	30
CSC Academic All-Americans	31

## PRONUNCIATION GUIDE

Katelyn Canada	kuh-NAY-duh
Hannah/Lauren Camenzind	Cam-en-zin-d
Ava Kuszak	KOOS-zak
McKinley Malecha	muh-LECK-uh
Carlie Muhlbach	Mule-bock
Caitlin Olensky	oh-LEN-ski
Rhonda Revelle	ruh-VELL
Lori Sippel	Sih-pull
Abbie Squier	SKWHY-er
Malia Thoms	TOMES
Talia Tokheim	TALL-yuh TOKE-heim
Haidyn Warner	WERE-nerr

## NEBRASKA ROSTER &amp; SCHEDULE NOTES

• Nebraska's roster features 25 players, tied for the largest roster in school history. The roster features 10 Nebraska natives.

• Nebraska's squad is made up of three seniors, 11 juniors, six sophomores and five freshmen. The junior class is the largest of its kind in program history.

## ALL-REGION PLAYERS

- Jordy Bahl, RHP/UTL\*
  - Ava Bredwell, C
  - Lauren Camenzind, INF\*
  - Katelyn Canada, INF
  - Ava Kuszak, INF\*
  - Abbie Squier, OF
- \*all-region selection at previous school

## ALL-CONFERENCE PLAYERS

- Jordy Bahl, RHP/UTL\*
  - Ava Bredwell, C
  - Hannah Camenzind, LHP/UTL\*
  - Katelyn Canada, INF
  - Ava Kuszak, INF\*
  - Kylee Magee, RHP\*
  - Abbie Squier, OF
- \*all-conference selection at previous school

## 2025 TEAM CAPTAINS

- Jordy Bahl, Jr.
- McKinley Malecha, Sr.
- Abbie Squier, Sr.

• **Rhonda Revelle** has won more games than any other head coach (male or female) in the history of Husker Athletics. Entering the 2025 season, Revelle has the sixth-most wins of any active Division I head coach. Revelle is in her 33rd season and is the longest-tenured head coach in Husker Athletics history.

• Associate Head Coach **Lori Sippel** is in her 36th year at Nebraska. Sippel is the

longest-tenured female assistant coach in the history of Nebraska Athletics.

• Revelle (1981-83) and Sippel (1985-88) also played for NU. Including their playing and coaching careers, Revelle and Sippel have been a part of 1,431 of Nebraska's 1,608 all-time victories (89 percent).

• Assistant coach **Diane Miller** rounds out the Husker coaching staff. In her 17th season, Miller has helped Nebraska's offense set more than 40 school records.

• The Huskers are scheduled to play 50 regular-season games in 2025, including 16 home games, 19 neutral-site games and 15 away games. This will mark the second straight year that NU will have more home games than true road games on the schedule.

• Nebraska will play a 22-game Big Ten schedule in 2025. This year marks the first season that Oregon, UCLA and Washington have joined the conference. The Huskers will play three-game series against Minnesota, Purdue, Iowa, Northwestern, Washington and Maryland. NU will host Indiana for a two-game series and will play three games against Ohio State, with two counting toward conference standings. The Big Red will also face UCLA at the Mary Nutter Collegiate Classic – that game will not count toward the Big Ten standings.

• The 2025 Big Ten Tournament will be held in West Lafayette, Ind., from May 7-10.

## 2025 NEBRASKA NUMERICAL ROSTER

NO.	NAME	POS.	B/T	HT.	YR.	HOMETOWN
00	McKinley Malecha	C	R/R	5-8	Sr.	Lakeville, Minn.
1	Olivia DiNardo	C/UTL	L/R	5-7	Jr.	San Mateo, Calif.
2	Lauren Camenzind	INF/C	R/R	5-7	Jr.	Valley, Neb.
3	Bella Bacon	INF	R/R	5-10	Jr.	Omaha, Neb.
4	Malia Thoms	INF/OF	L/R	5-4	So.	Lincoln, Neb.
5	Macie Vickers	C	R/R	5-7	Fr.	Escalon, Calif.
7	Ava Kuszak	INF	R/R	5-7	Jr.	Broomfield, Colo.
8	Abbie Squier	OF	R/R	5-7	Sr.	Lincoln, Neb.
9	Hannah Camenzind	LHP/UTL	L/L	5-7	Jr.	Valley, Neb.
11	Talia Tokheim	OF	R/R	5-7	Jr.	San Carlos, Calif.
14	Kacie Hoffmann	OF	L/L	5-9	Jr.	Elkhorn, Neb.
15	Kennadi Williams	UTL	R/R	5-4	Fr.	Lincoln, Neb.
18	Nessa McMillen	OF/UTL	R/R	5-9	Fr.	Blair, Neb.
22	Caitlin Olensky	LHP	L/L	5-5	So.	Montville, N.J.
24	Ava Bredwell	C	R/R	5-7	Sr.	Shawnee, Kan.
26	Alina Felix	OF	L/R	5-7	Jr.	Tucson, Ariz.
27	Natalia Hill	INF/OF	R/R	5-3	Fr.	Norwalk, Calif.
29	Samantha Bland	INF	R/R	5-7	So.	Chino Hills, Calif.
31	Kylee Magee	RHP	R/R	5-9	So.	Anaheim, Calif.
33	Emmerson Cope	RHP/UTL	R/R	5-11	So.	Topeka, Kan.
55	Dakota Carter	OF	R/R	5-6	Jr.	Eastvale, Calif.
66	Katelyn Canada	INF	L/R	5-2	Jr.	Cerritos, Calif.
72	Carlie Muhlbach	C/UTL	R/R	5-7	Fr.	Gretna, Neb.
77	Haidyn Warner	C	R/R	5-9	Jr.	Oro Valley, Ariz.
98	Jordy Bahl	RHP/UTL	R/R	5-8	Jr.	Papillion, Neb.

## TWO-WAY PLAYERS THRIVING

Nebraska has three players that contribute both in the circle and at the plate in Jordy Bahl, Hannah Camenzind and Emmerson Cope.

- Bahl has been in the batting order for 26 games, H. Camenzind for 22 games and Cope for 14 games.
- The three have combined to start 22 of Nebraska's 28 games in the circle and total a record of 18-6.
- Bahl has the lowest ERA on the team at 1.81, while Camenzind is second at 3.41 and Cope is third at 3.55. The three have pitched 147.2 of Nebraska's 171.1 innings.
- Bahl, Camenzind and Cope have a combined batting average of .434, which includes a mark of .500 from Bahl.
- All three had solid weekends at the plate at Ohio State. Cope batted .750 with two home runs, a double and five RBIs in four at bats. Camenzind was 6-for-12 with four doubles, a homer and four RBIs. Bahl knocked two home runs as part of a .417 batting average.

## HUSKER HOME RUN QUICK HITTEES

The Nebraska softball team has enjoyed a solid start to the season from the plate, most notably with its home run numbers.

- Nebraska leads in the nation with 62 home runs in only 28 games.
- NU is on pace to hit 111 home runs in a 50-game regular season. The school record for home runs in a season is 76 in 2022, and the Big Ten record is 118 by Michigan in 2015 (68 games).
- A total of 14 Huskers have hit a home run this season, including 12 players with multiple home runs.
- The Huskers have homered five times in a game on four occasions this season, including three consecutive games to open the Troy Cox Classic.
- Nebraska has produced 11 innings this season with multiple home runs, including five innings with three or more home runs.
- Nebraska has hit back-to-back home runs five times this season, including three times with three consecutive home runs that includes a school-record four straight home runs against San Jose State on Feb. 22.
- **Ava Kuszak (twice), Jordy Bahl, Abbie Squier and Emmerson Cope (twice)** have all had a multi-homer game this season, including a three-home run game from Kuszak against Montana on Feb. 16 which tied the Nebraska and Big Ten records for home runs in a game.
- Kuszak has hit more home runs herself (12) than 138 NCAA Division I teams.
- Together, Kuszak (12) and Jordy Bahl (11) have combined for 23 home runs. Their two-player combined total of 23 home runs would rank 68th among all NCAA Division I teams this spring and would be more than six Big Ten schools have hit as a team.
- Twelve Huskers – Bahl, Kuszak, Squier, **Bella Bacon, Alina Felix, Malia Thoms, Olivia DiNardo, Hannah Camenzind, Lauren Camenzind, Ava Bredwell, Alina Felix and Samantha Bland**, – have already matched or exceeded their career highs in home runs.

### TEAM GAME HIGHS

#### Batting

At bats:	36	-	vs South Dakota State (Feb 28, 2025 at Wichita, Kan.)
Runs scored:	20	-	vs Texas A&M-CC (Feb 14, 2025 at Las Cruces, NM)
Hits:	17	-	vs Montana (Feb 15, 2025 at Las Cruces, NM)
RBIs:	18	-	vs Texas A&M-CC (Feb 14, 2025 at Las Cruces, NM)
Doubles:	5	-	vs Northern Colorado (Mar 08, 2025)
Triples:	1	-	(4 times )
Home runs:	5	-	(4 times )
Total bases:	34	-	vs Montana (Feb 15, 2025 at Las Cruces, NM)
Walks:	7	-	vs Texas A&M-CC (Feb 14, 2025 at Las Cruces, NM)
Strikeouts:	13	-	vs Tennessee (Feb 06, 2025 at Clearwater, Fla.)
Sac hits:	2	-	vs South Dakota State (Feb 28, 2025 at Wichita, Kan.)
Sac flies:	2	-	vs Missouri (Mar 02, 2025 at Wichita, Kan.)
	2	-	at Ohio State (Mar 16, 2025)
Stolen bases:	3	-	vs Bethune-Cookman (Feb 07, 2025 at Clearwater, Fla.)
Hit by pitch:	3	-	vs South Dakota State (Mar 09, 2025)
Caught stealing:	1	-	(5 times )
Runners LOB:	12	-	vs South Dakota State (Mar 09, 2025)
Hit into DP:	1	-	(7 times )

## NEBRASKA BY THE NUMBERS

**65 NCAA TOURNAMENT WINS**  
Nebraska has won 65 games in its 26 NCAA Tournament appearances (65-56). The 65 postseason wins rank 20th in NCAA history.

**31 ACADEMIC ALL-AMERICANS**  
Huskers have combined to earn 31 Academic All-America honors, a total that ranks third among all Division I softball programs.

**30 ALL-AMERICANS**  
A total of 18 Huskers have combined for 30 All-America awards, including eight multi-time All-Americans.

**26 NCAA TOURNAMENTS**  
The Huskers have made 26 appearances in the NCAA Tournament, including 13 straight from 1995 to 2007. Nebraska's 26 postseason appearances rank 14th in NCAA history.

**24 REVELLE ALL-AMERICANS**  
Rhonda Revelle has guided 15 players to a total of 24 All-America honor in her first 32 seasons as Nebraska's head coach.

**20 CONFERENCE TITLES**  
Nebraska has won a total of 20 conference championships. The Huskers won 12 Big Eight titles, six Big 12 crowns and have captured a pair of Big Ten titles.

**15 TOP-25 RANKINGS**  
Nebraska has been ranked in the final NFCA poll in 15 of the 29 years the poll has existed. The Huskers were one of only six teams nationally to be ranked in the final poll in each of the first 12 years it existed (1995 to 2006).

**15 REVELLE ACADEMIC ALL-AMERICANS**  
Rhonda Revelle has produced 15 academic All-Americans at Nebraska. That total ranks fourth among all active Division I softball head coaches.

**7 WCWS APPEARANCES**  
Nebraska has advanced to the Women's College World Series seven times to rank 15th in NCAA history.

**4 SOFTBALL OLYMPIANS**  
Four former Huskers have competed in the Olympics, combining for five Olympic Games. A fifth Husker (Taylor Edwards) was a 2020 Olympic alternate for Team USA.

## COLLEGE SOFTBALL POLLS

### USA TODAY/NFCA COACHES POLL

Rk.	Team	Record	Pts.	Prev.
1.	Oklahoma (23)	25-0	766	1
2.	Texas (8)	28-1	752	2
3.	LSU	27-1	706	4
4.	Florida	27-4	670	3
5.	Texas A&M	24-4	648	5
6.	UCLA	27-4	622	6
7.	Tennessee	25-4	602	7
8.	Oregon	26-3	544	8
9.	Florida State	25-5	512	10
10.	Arizona	26-4	493	11
11.	South Carolina	22-5	467	9
12.	Texas Tech	23-7	387	14
13.	Georgia	21-6	267	13
14.	Arkansas	20-6	357	12
15.	Oklahoma State	17-6	344	15
16.	Virginia Tech	23-5	336	17
17.	Stanford	20-3	309	18
18.	Mississippi State	24-5	230	19
19.	Duke	19-9	223	16
20.	Ole Miss	25-4	202	22
21.	<b>Nebraska</b>	<b>20-8</b>	<b>101</b>	<b>21</b>
22.	Florida Atlantic	27-4	95	24
23.	Auburn	20-8	71	20
24.	Grand Canyon	22-3	62	RV
25.	Ohio State	20-6-1	47	RV

### ESPN.COM/USA SOFTBALL POLL

Rk.	Team	Record	Pts.	Prev.
1.	Oklahoma (17)	26-0	617	1
2.	Texas (8)	28-1	608	2
3.	LSU	27-1	560	4
4.	Florida	27-4	539	3
5.	UCLA	27-4	524	5
6.	Texas A&M	24-4	501	6
7.	Tennessee	25-4	475	7
8.	Oregon	26-3	449	8
9.	Florida State	25-5	414	10
T-10.	Arizona	26-4	388	11
T-10.	South Carolina	22-5	388	11
12.	Texas Tech	23-7	343	12
13.	Oklahoma State	17-6	307	14
14.	Virginia Tech	23-5	298	16
15.	Georgia	21-6	277	13
16.	Arkansas	20-6	206	15
17.	Stanford	20-3	205	20
18.	Duke	19-9	193	17
19.	Mississippi State	24-5	187	19
20.	Ole Miss	25-4	177	21
21.	<b>Nebraska</b>	<b>20-8</b>	<b>104</b>	<b>18</b>
22.	Liberty	23-4	72	24
23.	Virginia	21-7	61	25
24.	Alabama	21-9	59	23
25.	Ohio State	21-6-1	56	RV

## NEBRASKA'S INDIVIDUAL NATIONAL AND CONFERENCE RANKS

Stat	Player	National Rank	Big Ten Rank	Value
Extra Base Hits	Jordy Bahl	1	1	24
Home Runs per Game	Ava Kuszak	3	1	0.46
Runs per Game	Jordy Bahl	3	1	1.41
Complete Games	Jordy Bahl	4	2	10
Total Bases	Jordy Bahl	4	2	90
Slugging Percentage	Jordy Bahl	5	1	1.071
Batting Average	Jordy Bahl	11	4	.500
Doubles	Jordy Bahl	12	4	11
Hits	Jordy Bahl	12	4	42
Home Runs	Ava Kuszak	6	2	12
Runs	Jordy Bahl	6	1	38
Runs per Game	Ava Kuszak	8	2	1.31
Victories	Jordy Bahl	10	4	11
Home Runs	Jordy Bahl	12	4	11
Strikeouts	Jordy Bahl	12	3	108
Total Bases	Ava Kuszak	13	5	76

## NEBRASKA'S TEAM NATIONAL AND CONFERENCE RANKS

Stat	National Rank	Big Ten Rank	Value
Home Runs	1	1	62
Home Runs per Game	1	1	2.21
Scoring	2	1	8.61
Slugging Percentage	4	2	.668
Total Runs	6	2	241
Hits	7	1	276
RBIs per Game	7	1	7.57
RBIs	8	2	212
Batting Average	13	2	.354
Doubles	18	4	50

## HUSKERS IN THE RECORD BOOKS

- The Big Red scored 10+ runs in five straight games from Feb. 14-16 for the first time in program history.
- NU notched five home runs in three straight games for what is believed to be the first time in school history.
- In the Huskers' game against San Jose State at the Mary Nutter Collegiate Classic, they hit four straight home runs for the first time in program history.
- Nebraska scored 102 runs in its first 10 games of the season, which marked the quickest the team has hit the 100-run milestone.
- **Ava Kuszak** posted three home runs in the second game against Montana and is now tied with Kaylan Jablonski and Christie McCoy for the school record.

## THE LAST TIME A HUSKER

Had 6+ At Bats	5 players vs. Wisconsin (5/8/16)
Had 5+ Hits	Brooke Andrews (5) vs. Northern Colorado (3/17/24)
Scored 4+ Runs	Billie Andrews (4) vs. Northern Colorado (3/17/24)
Had 3+ Doubles	Cam Ybarra (4) vs. Lehigh (3/7/20)
Had 2+ Homers	Emmerson Cope (2) at Ohio State (3/15/25)
Had 3+ Homers	Ava Kuszak (3) vs. Montana (2/16/25)
Homered in 1st Career AB	Hailey Decker vs. UIC (2/8/13)
Stole 3+ Bases	Nikki Haget (3) vs. La Salle (3/12/11)
Drew 4+ Walks	Billie Andrews (4) vs. Rutgers (4/2/22)
Had 3+ HBP	Samantha Owen (3) vs. Pittsburgh (2/17/19)
Had 5+ RBIs	Ava Kuszak (5) vs. Missouri (3/2/25)
Threw a No-Hitter	Jordy Bahl vs. Northern Colorado (5 inn., 2/15/25)
Threw a Perfect Game	Ashley DeBuhr vs. Iowa St. (4/13/05)
Had 10+ Strikeouts	Jordy Bahl (10) vs. Duke (2/21/25)
Had 15+ Strikeouts	Ashley Hagemann (17) at Omaha (4/19/12)
Had a 10-Game Hit Streak	Jordy Bahl (12) in 2025
Had a 15-Game Hit Streak	Billie Andrews (19) in 2024
Had a 20-Game Hit Streak	Billie Andrews (23) in 2022
Had a 25-Game Hit Streak	Taylor Edwards (25) in 2013-14



## TEAM OFFENSIVE RECORDS NEBRASKA IS ON PACE TO BREAK IN 2025

Stat	Total	50-Game Pace	School Record
Batting Average	.354	.354	.337
Runs	241	430	400
Runs Per Game	8.6	8.6	6.9
Slugging Percentage	.668	.668	.523
On-Base Percentage	.423	.423	.431
Extra-Base Hits	116	207	173

## INDIVIDUAL OFFENSIVE RECORDS NEBRASKA IS ON PACE TO BREAK IN 2025

Player	Stat	Total	Pace	NU Record
Jordy Bahl	Batting Average	.500	.500	.439
Jordy Bahl	Slugging Percentage	1.071	1.071	.865
Jordy Bahl	Doubles	11	19	22
Jordy Bahl	Extra-Base Hits	24	43	35
Ava Kuszak	Home Runs	12	21	22
Ava Kuszak	Slugging Percentage	.916	.916	.865

## BAHL SOLID AT THE PLATE

Nebraska softball pitcher and utility player **Jordy Bahl** has not only had an impact in the circle, but her offense is a force to be reckoned with.

- Jordy Bahl leads the country in extra-base hits this week and ranks in the top 20 nationally in doubles (12th), total bases (4th), slugging percentage (5th), hits (12th) and home runs (12th).
- Bahl is tied for first in the country with 24 extra-base hits on the season. She is tied with Taylor Shumaker of Florida. Bahl is one of only two players to have double-digit home runs (11) and doubles (11). The other is Haley Painter of Nevada.
- On the season, 24 of Bahl's 42 hits have gone for extra bases. She averages an extra-base hit every 3.5 at bats and almost one extra-base hit per game.
- Bahl has nearly as many hits herself as she has allowed as a pitcher. Bahl has 42 hits in 84 at bats at the plate and in the circle, she has allowed only 50 hits in 343 opponent at bats.
- Bahl has also scored just as many runs herself (38) than she has allowed (38) in 85.0 innings in the circle.

## WHAT NEBRASKA RETURNS IN 2025

Nebraska's 2025 roster consists of 25 total athletes. Fourteen of those are returners.

- The Huskers welcome back 14 letterwinners from last season – Bella Bacon, Jordy Bahl, Samantha Bland, Ava Bredwell, Katelyn Caneda, Dakota Carter, Emmerson Cope, Alina Felix, Mckinley Malecha, Caitlin Olensky, Abbie Squier, Malia Thoms, Talia Tokheim and Haidyn Warner.
- NU returns half of its starting lineup from 2024 in outfielder **Samantha Bland**, catcher **Ava Bredwell**, first baseman **Bella Bacon**, second baseman **Katelyn Caneda** and designated player **Emmerson Cope**.
- Nebraska returns three of its top five hitters from 2024 – **Ava Bredwell** (.329), **Emmerson Cope** (.304) and **Alina Felix** (.302).
- Returners **Ava Bredwell**, **Samantha Bland**, **Bella Bacon** and **Katelyn Caneda** each started in more than 95 percent of the Huskers' games last season.

## THE LAST TIME NEBRASKA...

Beat a No. 1 Team	vs. No. 1 Michigan (1-0 on 4/8/16)
Beat a Top-5 Team	vs. No. 1 Michigan (1-0 on 4/8/16)
Beat a Top-10 Team	vs. No. 6 Tennessee (7-1 on 2/6/25)
Beat a Ranked Team	vs. No. 6 Tennessee (7-1 on 2/6/25)
Won When Trailing After 6 Innings	vs. South Dakota State (2/28/25)
Lost When Leading After 6 Innings	vs. No. 13 Texas Tech (2/8/25)
Scored 10+ Runs	at Ohio State [12] (3/15/25)
Scored 15+ Runs	at Wichita State [15] (3/1/25)
Scored 20+ Runs	vs. Texas A&M-Corpus Christi (2/14/25)
Allowed 10+ Runs	at Ohio State [12] (3/16/25)
Allowed 15+ Runs	vs. Wichita State [17] (3/2/24)
Allowed 20+ Runs	vs. Northwestern [22] (4/27/23)
Recorded 15+ Hits	vs. Montana [17] (2/16/25)
Recorded 20+ Hits	at Maryland [21] (4/3/16)
Hit 6+ Doubles	vs. Montana [6] (2/17/24)
Hit 4+ Home Runs	at Ohio State [4] (2/15/25)
Stole 6+ Bases	at Purdue [6] (4/13/19)
Drew 10+ Walks	vs. Omaha [10] (2/11/22)
Was No-Hit	at No. 24 Minnesota (4/7/21)

## COLLEGE SOFTBALL POLLS

## D1 SOFTBALL POLL

Rk.	Team	Record	Prev.
1.	Oklahoma	26-0	1
2.	Texas	28-2	2
3.	Florida	28-4	3
4.	LSU	27-1	4
5.	Texas A&M	24-4	6
6.	UCLA	27-4	7
7.	Tennessee	25-4	5
8.	Arizona	26-4	9
9.	Oregon	27-3	8
10.	South Carolina	22-5	14
11.	Texas Tech	23-7	11
12.	Oklahoma State	17-6	10
13.	Duke	19-9	13
14.	Florida State	25-5	12
15.	Virginia Tech	23-5	15
16.	Mississippi State	24-5	17
17.	Stanford	20-3	18
18.	Ole Miss	25-4	20
19.	Georgia	21-6	16
20.	Ohio State	21-6-1	NR
21.	Liberty	23-4	25
22.	Arkansas	20-6	19
23.	Arizona State	21-8	NR
24.	Florida Atlantic	27-4	NR
25.	California	22-5	NR

## SOFTBALL AMERICA POLL

Rk.	Team	Record	Prev.
1.	Texas	28-1	1
2.	Oklahoma	26-0	2
3.	LSU	23-1	4
4.	Florida	26-2	3
5.	UCLA	27-4	5
6.	Texas A&M	24-4	6
7.	Arizona	22-4	7
8.	Oregon	26-3	8
9.	Tennessee	25-4	9
10.	Florida State	25-5	11
11.	South Carolina	22-5	10
12.	Texas Tech	23-7	12
13.	Oklahoma State	17-6	14
14.	Ole Miss	25-4	16
15.	Virginia Tech	23-5	19
16.	Mississippi State	24-5	15
17.	Duke	19-9	13
18.	Stanford	20-3	21
19.	Georgia	21-6	17
20.	Arkansas	20-6	18
21.	Liberty	23-4	23
22.	Ohio State	20-6-1	NR
23.	FAU	27-4	NR
24.	Alabama	21-9	22
25.	Cal	22-5	NR

## BIG TEN STANDINGS

Rk.	Team	Conference	Overall
1.	Iowa	2-0	18-8
2.	Northwestern	4-0	13-9
3.	UCLA	3-0	27-4
4.	Maryland	2-1	12-12
4.	Oregon	2-1	26-3
4.	Wisconsin	2-1	18-9
7.	Minnesota	2-2	13-15
8.	<b>Nebraska</b>	<b>1-1</b>	<b>20-8</b>
8.	Ohio State	1-1	21-6-1
10.	Illinois	1-2	13-11
10.	Rutgers	1-2	14-17
10.	Washington	1-2	21-9
13.	Michigan State	1-3	8-12
13.	Penn State	1-3	13-14
15.	Michigan	0-0	20-8
16.	Indiana	0-2	19-7
17.	Purdue	0-3	15-12

## HUSKER CONFERENCE HISTORY

## BIG EIGHT CONFERENCE (1976-1995)

Year	Record	Finish	Tournament
1977	1-4	t-4th	N/A
1978	4-3	7th	t-6th
1979	3-8	6th	t-6th
1980	8-9	4th	N/A
1981	5-6	3rd	3rd
1982	9-3	1st	1st
1983	3-7	7th	N/A
1984	6-2	1st	1st
1985	11-1	1st	1st
1986	9-3	1st	1st
1987	8-2	1st	1st
1988	7-3	1st	1st
1989	6-4	3rd	t-5th
1990	3-5	5th	2nd
1991	3-5	5th	t-4th
1992	2-6	5th	t-4th
1993	5-11	5th	N/A
1994	5-15	6th	N/A
1995	10-6	3rd	N/A

**TOTAL 108-103 12 total titles**

## BIG 12 CONFERENCE (1996-2011)

Year	Record	Finish	Tournament
1996	10-8	4th	2nd
1997	10-6	4th	5th
1998	16-0	1st	1st
1999	10-8	4th	2nd
2000	15-2	2nd	1st
2001	16-2	1st	5th
2002	11-5	2nd	2nd
2003	10-8	6th	t-4th
2004	14-3	1st	1st
2005	9-9	7th	t-5th
2006	13-4	2nd	t-3rd
2007	10-8	5th	t-5th
2008	4-14	t-9th	2nd
2009	9-9	5th	t-5th
2010	7-11	t-6th	t-5th
2011	9-9	6th	N/A

**TOTAL 173-106 6 total titles**

## BIG TEN CONFERENCE (2012-PRES.)

Year	Record	Finish	Tournament
2012	14-9	3rd	N/A
2013	16-6	2nd	t-3rd
2014	18-5	t-1st	t-5th
2015	17-6	3rd	2nd
2016	13-9	5th	t-5th
2017	13-10	5th	t-9th
2018	9-13	9th	t-9th
2019	9-14	t-8th	t-9th
2021	22-22	8th	N/A
2022	17-5	2nd	1st
2023	13-10	4th	t-3rd
2024	12-9	4th	t-3rd

**TOTAL 173-118 2 total titles**

## HUSKERS HIT THE PORTAL

Nebraska utilized the transfer portal this offseason, bringing in six new players -- **Hannah** and **Lauren Camenzind** and **Kacie Hoffmann** from Arkansas, **Olivia DiNardo** from Arizona, **Kylee Magee** from Arizona State and **Ava Kuszak** from Wisconsin.

- **Hannah Camenzind** was a second-team All-SEC member in 2023. Over her two seasons with the Razorbacks, she posted a 14-3 record with 3.11 ERA over 119.1 total innings. At the plate, she batted .308.
- **Lauren Camenzind** was a third-team NFCA All-South Region member in 2023. Over her two seasons at Arkansas, she played in 86 games (79 starts) at both catcher and shortstop.
- **DiNardo** racked up numerous accolades during her two years at Arizona. She was a second-team NFCA All-West Region member in 2023 and a Third-Team member in 2024 and was named a Second-Team All-Pac-12 and Pac-12 All-Freshman Team honoree in 2023. Over the course of two seasons with the Wildcats, DiNardo started 102 games and built up a batting average of .340, along with 15 doubles, 20 home runs and 74 RBIs.
- **Hoffmann** played in 106 games with 96 starts during her time with Arkansas. She hit .244 and logged 16 doubles, 15 home runs and 47 RBIs.
- **Kuszak** earned second-team All-Big Ten honors and third-team NFCA All-Great Lakes Region accolades in 2024. During her two seasons at Wisconsin, she played in 76 games with 65 starts and notched 16 doubles, 10 home runs and 33 RBIs on a .278 batting average.
- **Magee** was named a member of the Pac-12 All-Freshman Team at Arizona State in 2023. She suffered an injury early in the 2024 season. She pitched in 27 games with 24 starts and compiled a 3.51 ERA and two saves, along with striking out 79 batters in 89.2 innings.

## NEBRASKA'S TRANSFERS

PLAYER	POS.	CLASS	PREVIOUS SCHOOL
Hannah Camenzind	LHP/UTL	Jr.	Arkansas
Lauren Camenzind	INF/C	Jr.	Arkansas
Olivia DiNardo	C/UTL	Jr.	Arizona
Kacie Hoffmann	OF	Jr.	Arkansas
Ava Kuszak	INF	Jr.	Wisconsin
Kylee Magee	RHP	So.	Arizona State

## HUSKER TRANSFER STATS

PLAYER	G-GS	AVG.	AB	R	H	2B	HR	RBI	SLG%	OB%
Ava Kuszak	26-26	.410	83	34	34	6	12	31	.916	.490
Lauren Camenzind	28-27	.321	78	16	25	2	1	15	.410	.404
Kacie Hoffmann	23-20	.379	58	9	22	4	4	13	.640	.455
Olivia DiNardo	24-23	.406	64	9	26	4	4	19	.656	.493
Hannah Camenzind	25-22	.370	73	19	27	10	3	22	.630	.403
<b>TOTAL</b>	<b>126-118</b>	<b>.376</b>	<b>356</b>	<b>87</b>	<b>134</b>	<b>26</b>	<b>24</b>	<b>100</b>	<b>.663</b>	<b>.450</b>

## NEBRASKA'S 2025 RECORD WHEN...

Overall	20-8	Out-Hitting Opponent	20-2
Non-Conference	19-7	Out-Hit by Opponent	0-4
Big Ten Conference	1-1	Scoring First	11-1
Home	4-0	Opponent Scores First	9-7
Neutral	13-6	Scoring in the First Inning	7-1
Road	3-2	Scoring Fewer than 3 Runs	0-5
Night Games	7-1	Scoring 5 or More Runs	5-1
Day Games	13-7	Scoring 10 or More Runs	13-1
Sunday	4-2	Allowing Fewer Than 3 Runs	12-1
Monday	0-0	Allowing 5 or More Runs	1-3
Tuesday	0-0	Allowing 10 or More Runs	0-2
Wednesday	0-0	Leading After Five Innings	7-2
Thursday	2-1	Leading After Six Innings	5-1
Friday	6-2	Trailing After Five Innings	0-5
Saturday	7-3	Trailing After Six Innings	1-5
vs. Ranked Opponents	1-5	Tied After Five Innings	3-1
vs. Unranked Opponents	19-3	Tied After Six Innings	0-1
Extra Innings	2-1	Committing 0 Errors	4-3
1-Run Games	2-3	Committing 2 or More Errors	7-3

## HUSKERS RETURNING FROM INJURIES

Nebraska faced significant adversity in 2024, as a total of six players suffered season-ending injuries, including four that are returning for the 2025 season. Additionally, Arizona State transfer Kylee Magee had to use the offseason for rehab.

- **Jordy Bahl** suffered a knee injury in the Huskers' 2024 season opener that required season-ending surgery. Bahl was a First-Team All-American, the Big 12 Pitcher of the Year and one of 10 national finalists for player of the year in 2022 and 2023.
- **Abbie Squier**, a returning All-Big Ten and all-region selection, returns after being out for the 2024 season due to surgery. In 2022 and 2023, she was the Big Red's starting left fielder.
- **Dakota Carter**, the Huskers' designated player, was deemed out for the 2024 season before it even began. In 2023, she scored 13 runs as a pinch runner and appeared in 39 games.
- **Caitlin Olensky** suffered a season-ending injury in the Huskers' conference opener against Illinois last year. Before her injury, she compiled a record of 3-2 with a team-best 3.30 ERA.
- **Emmerson Cope** was out for almost a month of the 2024 season after battling a back injury. When she was in the lineup, the Topeka, Kan., native amassed an ERA of 4.76 in the circle. She racked up 21 hits, 10 runs, six homers and 19 RBIs.
- **Talia Tokheim** missed the first 23 games of the season while rehabbing an injury from 2023. She returned for nine games before suffering another season-ending injury in game three of the Penn State series. In her limited time on the field, she notched 46 total bases and seven home runs.
- **Kylee Magee** suffered a season-ending injury after racking up six appearances with four starts in her sophomore year with the Sun Devils. In her first two years at Arizona State, she struck out 79 batters in 89.2 innings.

### 2025 Nebraska Softball Team Game-by-Game for Nebraska (as of Mar 17, 2025) Batting (All games)

Date	Opponent	ab	r	h	rbi	2b	3b	hr	tb	bb	tbb	sb	cs	hbp	sac	sf	gdp	k	po	a	e	lob	avg
Feb 06	vs Tennessee	26	7	6	5	1	0	1	10	1	0	0	1	2	0	1	1	13	21	7	1	2	.231
Feb 07	vs Southern Miss	24	12	12	11	2	0	2	20	3	0	1	0	1	0	0	0	2	15	7	1	3	.360
Feb 07	vs Bethune-Cookman	24	9	9	5	2	1	1	16	2	0	3	0	1	0	0	0	2	15	9	3	4	.365
Feb 08	vs Texas Tech	31	5	9	5	0	0	0	9	1	0	0	1	0	1	0	0	2	20	3	4	7	.343
Feb 09	vs Mississippi State	27	0	5	0	2	0	0	7	0	0	1	0	0	0	0	0	6	18	8	0	6	.311
Feb 14	vs Texas A&M-CC	28	20	13	18	3	0	5	31	7	0	1	0	2	0	0	1	1	15	4	0	2	.338
Feb 14	at NM State	27	10	10	10	2	0	5	27	4	0	1	0	2	0	1	0	4	18	8	2	6	.342
Feb 15	vs Montana	35	13	17	12	2	0	5	34	4	0	1	0	1	0	0	0	4	18	9	2	10	.365
Feb 15	vs Northern Colorado	22	10	8	9	0	0	2	14	3	0	0	1	0	1	1	0	0	15	5	0	2	.365
Feb 16	vs Montana	27	16	14	14	3	1	3	28	6	0	0	0	1	0	0	0	3	15	4	0	6	.380
Feb 20	vs Baylor	27	4	8	4	2	0	1	13	3	0	0	1	1	0	1	0	1	21	7	2	7	.372
Feb 20	vs UCLA	20	1	3	1	0	0	0	3	4	0	1	0	1	1	1	0	8	17	7	0	8	.358
Feb 21	vs Duke	28	0	5	0	1	1	0	8	0	0	1	0	0	0	0	0	9	24	9	0	5	.344
Feb 22	vs San Jose State	32	12	14	8	1	0	5	30	3	0	1	0	1	0	0	0	2	18	5	2	7	.352
Feb 22	vs Howard	25	11	12	10	1	0	2	19	0	0	0	0	1	0	1	0	3	15	9	1	4	.360
Feb 23	vs Utah	25	10	10	10	2	0	4	24	2	0	0	0	2	0	0	0	3	15	7	1	4	.362
Feb 28	vs South Dakota State	36	8	13	8	3	0	2	22	1	0	0	0	1	2	0	0	3	24	11	0	8	.362
Feb 28	vs Oklahoma State	22	0	2	0	0	0	0	2	1	0	0	0	0	1	0	0	9	21	6	1	3	.350
Mar 01	vs Missouri	24	1	4	1	1	0	0	5	0	0	0	1	1	0	0	0	3	21	11	2	3	.341
Mar 01	at Wichita State	30	15	14	13	1	0	4	27	5	0	0	0	1	1	0	1	3	15	7	1	7	.348
Mar 02	vs Missouri	29	10	10	10	0	0	3	19	3	0	0	0	2	0	2	0	6	21	7	1	5	.348
Mar 08	NORTHERN IOWA	25	14	12	12	4	0	3	25	4	0	0	0	0	0	0	0	3	15	1	1	3	.354
Mar 08	NORTHERN COLORAD	29	12	12	12	5	0	2	23	4	0	1	0	2	0	0	0	0	18	9	2	6	.356
Mar 09	NORTHERN IOWA	22	9	9	7	3	1	2	20	2	0	0	0	0	1	0	0	0	15	5	1	4	.358
Mar 09	SOUTH DAKOTA STAT	35	5	8	5	0	0	1	11	4	0	1	0	3	0	1	0	2	27	14	3	12	.351
*Mar 14	at Ohio State	33	9	13	9	4	0	3	26	2	0	0	0	1	0	0	0	3	21	2	1	6	.353
*Mar 15	at Ohio State	35	12	13	8	3	0	4	28	4	0	0	0	1	0	0	0	5	18	5	2	7	.354
Mar 16	at Ohio State	31	6	11	5	2	0	2	19	0	0	0	0	0	0	2	0	2	18	2	1	6	.354
Totals		779	241	276	212	50	4	62	520	73	0	13	5	28	8	11	3	102	514	188	35	153	.354

## BOWLIN STADIUM



Bowlin Stadium opened in 2002 and is in its 24th season in 2025. The facility features space for more than 3,000 fans and includes an underground system that heats the field. Just past the right field fence is the Alex Gordon Training Complex, a spacious indoor training facility. The clubhouse features a locker room, players' lounge, training room and coaches' offices.

### BOWLIN STADIUM FACTS

- Nebraska has won almost 70% of its games in Bowlin Stadium.
- Bowlin Stadium has hosted four NCAA Regionals (2004, 2005, 2007 and 2013).
- NU has ranked in the top 25 nationally in attendance 16 times at Bowlin Stadium, including five seasons ranked in the top 10.

### YEARLY RECORDS

Year	Record	Pct.
2002	9-5	.643
2003	14-7	.667
2004	14-6	.700
2005	9-7	.563
2006	20-1	.952
2007	18-5	.783
2008	13-9	.591
2009	13-5	.722
2010	12-8	.600
2011	10-4	.714
2012	15-1	.938
2013	18-4	.818
2014	13-3	.813
2015	11-6	.647
2016	11-5	.688
2017	13-6	.684
2018	10-7	.588
2019	7-9	.412
2020	0-0	.000
2021	11-5	.688
2022	14-2	.875
2023	8-5	.615
2024	11-10	.523
2025	4-0	1.000
<b>TOTAL</b>	<b>278-120</b>	<b>.698</b>

### LARGEST CROWDS

1. 2,691	Northwestern	4/27/2024
2. 2,628	Wichita St./Missouri	3/2/2024
3. 2,599	Penn State	4/6/2024
4. 2,428	UNI/UNC	3/8/2025
5. 2,384	UNI/SDSU	3/9/2025
6. 2,362	Creighton	3/16/2024
7. 2,340	Missouri	3/3/24
8. 2,319	Wichita St.	3/1/2024
9. 2,318	Iowa	4/24/2024
10. 2,302	Michigan	4/9/2016

## HUSKER AWARD TRACKER

## PRESEASON

NFCA Preseason Poll - No. 19  
 USA Softball Preseason Poll - No. 16  
 D1 Softball Preseason Poll - No. 14  
 Softball America Preseason Poll - No. 21

*Jordy Bahl*

- USA Softball Top 53 Watchlist
- D1 Softball No. 2 Player to Watch
- D1 Softball No. 2 Pitcher to Watch
- D1 Softball Preseason First-Team All-American
- Softball America Preseason First-Team All-American
- Softball America No. 9 Player to Watch
- Big Ten Player to Watch

*Nessa McMillen*

- Softball America Freshman to Watch

*Ava Kuszak*

- Big Ten Player to Watch

*Olivia DiNardo*

- Big Ten Player to Watch

## REGULAR SEASON

*Jordy Bahl*

- NFCA Leadoff Classic All-Tournament Team
- Big Ten Co-Pitcher of the Week - 2/17
- NFCA Co-Player of the Week - 2/18
- Mary Nutter Classic All-Tournament Team
- Softball America No. 2 Two-Way Player - March Position Power Rankings
- D1 Softball No. 2 Pitcher - Biweekly Position Power Rankings

*Ava Kuszak*

- Big Ten Co-Player of the Week - 2/17
- Softball America Star of the Week - 2/18
- Softball America No. 2 Shortstop - March Position Power Rankings

*Abbie Squier*

- Mary Nutter Classic All-Tournament Team

*Kacie Hoffmann*

- Mary Nutter Classic All-Tournament Team

## 2025 STATISTICAL COMPARISON

CATEGORY	NEB	MINN
Record	10-8	13-15
Batting Average	.354	.270
Runs/Game	8.6	4.2
Runs Allowed/Game	3.7	5.3
ERA	2.94	4.07
Fielding Percentage	.953	.952

## SERIES HISTORY

CATEGORY	RECORD
Overall Record	MINN, 27-25
Current Win Streak	NEB, 1 game
Last Nebraska Win	May 9, 2024
Last MINN Win	May 5, 2024
Revelle vs. MINN	20-22
Ritter vs. NEB	4-7

## SCOUTING MINNESOTA (13-15, 2-2 BIG TEN)

The Minnesota Golden Gophers have compiled a record of 13-15 in 2025. As a team, they bat .270 and have an ERA of 4.07.

- Minnesota currently turns 0.61 double plays per game, which ranks eighth nationally and first in the Big Ten, and they have 17 total double plays on the season, which is 10th nationally and first in the Big Ten.
- The Huskers and Golden Gophers have common opponents in Utah, Missouri, No. 19 Duke and No. 7 Tennessee. Minnesota fell to the Utes, Blue Devils and Volunteers but managed to grab a 3-1 victory over the Tigers.
- Infielder **Nani Valencia** has started all 28 games for the Gophers and owns a batting average of .393. She totals 35 hits, including six doubles and four home runs, and has the highest on base percentage on the team at .471.
- **Taylor Krapf**, the catcher, has a batting average of .304 on the season and a team-high 10 home runs. She also owns 22 RBIs, seven doubles and two triples, along with 99 putouts. Krapf has the highest slugging percentage on the team at .823.
- Senior **Margaret Tobias** has the second-highest batting average on the team at .345. She has racked up 11 RBIs, two triples and a double.
- **Kayla Chavez** has started every game for Minnesota. She has a home run, two doubles and nine RBIs on the season, along with 53 assists and 26 putouts.
- Outfielder **Breezy Burnett** is the fourth Gopher to have started every game. She bats .205 and has 11 RBIs, three doubles, three triples and two homers.
- Freshman **Tinley Easton** bats .283 and has amassed 15 hits, 12 RBIs, a triple and two homers.
- **Sydney Schwartz** is Minnesota's ace, having pitched 83.1 innings. She has compiled an ERA of 3.28 and a record of 4-8. She has struck out 70 batters and allowed 39 earned runs.
- **Presley Hosick** has pitched the second-most innings on the team at 56.2 and has an ERA of 4.45 with a record of 6-4. She has allowed 53 runs, 36 of them earned.
- **Jessa Snippes** has the second-lowest ERA on the team at 4.02. She has a record of 1-2 across 15.2 innings and has allowed nine earned runs.
- **Cameron Grayson** (5.38, 1-0), **Natalie Susa** (5.09, 1-0) and Nebraska native **Macy Richardson** (10.50, 0-1) make up the rest of the pitching staff.
- **Piper Ritter** was named head coach of the Gophers on May 3, 2020 after serving as the pitching coach for 13 seasons.





# RHONDA REVELLE

**33RD SEASON AT NEBRASKA**

**1,147-673 RECORD**

**34TH CAREER SEASON**

**1,155-689 RECORD**

**WINNINGEST COACH IN THE  
HISTORY OF HUSKER ATHLETICS**

**COACH OF THE YEAR IN  
3 POWER CONFERENCES**

**NFCA HALL OF FAMER**

## COACHING NUMBERS

Conference Coach-of-the-Year Awards	4
Big Ten Coach of the Year	1
Big 12 Coach of the Year	2
Big Eight Coach of the Year	1
Conference Titles	8
Big Ten Conference Titles	2
Big 12 Conference Titles	6
NCAA Tournament Appearances	22
Women's College World Series	3
NFCA All-Americans	24
Academic All-Americans	15

## NFCA HALL-OF-FAME COACHES

(ACTIVE DIVISION I COACHES ONLY)

Coach	Induction Year
Rhonda Revelle, Nebraska	2010
Patty Gasso, Oklahoma	2012
Patrick Murphy, Alabama	2013
Jo Evans, UC Santa Barbara	2015
Karen Weekly, Tennessee	2018
Jenny Allard, Pittsburgh	2022
Lonni Alameda, Florida State	2023

## WINS AT CURRENT SCHOOL

(ACTIVE DIVISION I COACHES ONLY)

1. Patty Gasso, Oklahoma	1,540
2. Patrick Murphy, Alabama	1,297
3. Rhonda Revelle, Nebraska	1,147
4. Ken Eriksen, South Florida	1,141
5. Bob Coolen, Hawaii	1,115
6. Karen Weekly, Tennessee	1,110

(LIST INCLUDES GAMES THROUGH MARCH 17, 2025)

## NCAA TOURNAMENTS AT CURRENT SCHOOL

(ACTIVE DIVISION I COACHES ONLY)

1. Patty Gasso, Oklahoma	29
2. Patrick Murphy, Alabama	25
3. Karen Weekly, Tennessee	23
4. Rhonda Revelle, Nebraska	22

## ACADEMIC ALL-AMERICANS

(ACTIVE DIVISION I COACHES ONLY)

1. Patrick Murphy, Alabama	35
2. Karen Weekly, Tennessee	28
3. Tim Walton, Florida	23
4. Rhonda Revelle, Nebraska	15

## HEAD COACH RHONDA REVELLE

### COACHING STOPS

Nebraska (Head Coach)	1993-present
San Jose State (Assistant)	1989-92
Cal State-Hayward (Assistant)	1988
Nebraska Wesleyan (Head Coach)	1987
Nebraska Wesleyan (Assistant)	1986

### NEBRASKA WESLEYAN (1987)

Year	Record	Conf.	Finish	Tourn.	Finish
1987	8-16	7-5	N/A	--	--

### NEBRASKA (1993-PRESENT)

Year	Record	Conf.	Finish	Tourn.	Finish
1993	18-23	5-11	5th	--	--
1994	25-33	5-15	6th	--	--
1995	43-20	10-6	3rd	--	--
1996	42-23	10-8	4th	3-2	2nd
1997	29-24	10-6	4th	1-2	t-5th
1998	48-12	16-0	1st	4-0	1st
1999	35-21	10-8	4th	3-1	2nd
2000	52-21	15-2	2nd	4-1	1st
2001	51-15	16-2	1st	2-2	t-3rd
2002	50-14	11-5	3rd	3-1	2nd
2003	39-17	10-8	6th	2-2	t-3rd
2004	45-17	14-3	1st	4-0	1st
2005	36-23	9-9	7th	2-2	t-5th
2006	44-12	13-4	2nd	2-2	t-3rd
2007	37-20	10-8	5th	0-1	t-7th
2008	25-28	4-14	t-9th	3-1	2nd
2009	35-19	9-9	5th	0-1	t-7th
2010	30-29	7-11	t-6th	0-1	t-7th
2011	41-14	9-9	6th	--	--
2012	33-22	14-9	3rd	--	--
2013	45-16	16-6	2nd	1-1	t-3rd
2014	44-18	18-5	t-1st	0-1	t-5th
2015	35-23	17-6	3rd	2-1	2nd
2016	35-21	13-9	5th	1-1	t-5th
2017	24-29	13-11	5th	0-1	t-9th
2018	31-23	9-13	9th	0-1	t-9th
2019	21-31	9-14	9th	0-1	t-9th
2020	9-14	0-0	--	--	--
2021	22-22	22-22	8th	--	--
2022	41-16	17-5	2nd	3-0	1st
2023	36-22	13-10	4th	1-1	t-3rd
2024	30-23	12-9	4th	1-1	t-3rd
2025	20-8	1-1	--	--	--

### NCAA TOURNAMENT (NEBRASKA)

Year	Round	Record	Finish	Rank
1995	Regional	1-2	t-17th	18th
1996	Regional	1-2	t-17th	18th
1997	Regional	2-2	t-9th	25th
1998	WCWS	4-2	t-5th	5th
1999	Regional	4-2	t-9th	20th
2000	Regional	3-2	t-17th	14th
2001	Regional	2-2	t-17th	14th
2002	WCWS	5-2	t-5th	6th
2003	Regional	3-2	t-17th	13th
2004	Regional	3-2	t-9th	14th
2005	Regional	1-2	t-33rd	25th
2006	Regional	2-2	t-17th	15th
2007	Regional	0-2	t-49th	--
2009	Regional	1-2	t-33rd	--
2010	Regional	1-2	t-33rd	--
2011	Regional	2-2	t-17th	21st
2013	WCWS	5-3	t-7th	8th
2014	Super Reg.	4-3	t-9th	16th
2015	Regional	1-2	t-33rd	--
2016	Regional	2-2	t-17th	--
2022	Regional	1-2	t-33rd	--
2023	Regional	2-2	t-17th	--

**#00 MCKINLEY MALECHA • C/INF**

	AVG.	G-GS	R	H	2B	HR	RBI	BB	SLG%	OB%
2025	.250	6-0	2	1	0	0	0	0	.250	.250
Career	.167	44-7	15	3	0	0	4	1	.167	.211

- Serving as one of three team captains in 2025
- Academic All-Big Ten selection (2023, 2024)
- 2024 Big Ten Sportsmanship Award Winner
- Played in 30 games with four starts in 2024
- Scored 13 runs and had two hits in 2024

**#1 OLIVIA DINARDO • C/UTL**

	AVG.	G-GS	R	H	2B	HR	RBI	BB	SLG%	OB%
2025	.406	24-23	9	26	4	4	19	7	.656	.493
Career	.351	130-127	61	129	19	24	93	48	.599	.431

- 2025 Big Ten Player to Watch
- Started 102 games for Arizona before transferring to NU in 2025
- NFCA All-West Region (Second-Team, 2023; Third-Team, 2024)
- Second-Team All-Pac-12 in 2023
- Hit .340 in her two seasons with 15 doubles, 20 homers and 74 RBIs

**#2 LAUREN CAMENZIND • INF/C**

	AVG.	G-GS	R	H	2B	HR	RBI	BB	SLG%	OB%
2025	.321	28-27	16	25	2	1	15	10	.410	.404
Career	.261	114-106	45	72	11	3	43	22	.341	.325

- Played in 86 games for Arkansas before transferring to Nebraska in 2025
- NFCA Third-Team All-South Region (2023)
- Started at catcher as a freshman and shortstop as a sophomore
- Notched 47 hits and two home runs in two years with the Razorbacks
- Two-time state champion at Omaha Skutt Catholic

**#3 BELLA BACON • INF**

	AVG.	G-GS	R	H	2B	HR	RBI	BB	SLG%	OB%
2025	.313	24-17	13	15	1	2	7	1	.458	.365
Career	.286	100-71	40	64	6	2	31	14	.339	.363

- Started 49 games out of 50 that she played in 2024
- Set career highs in every offensive category in her sophomore season
- Hit .285 with five doubles and 20 RBIs in 2024
- Academic All-Big Ten and Big Ten Distinguished Scholar (2024)
- 2-time Nebraska Scholar-Athlete Honor Roll

**#4 MALIA THOMS • OF**

	AVG.	G-GS	R	H	2B	HR	RBI	BB	SLG%	OB%
2025	.333	8-0	1	3	0	1	4	0	.667	.333
Career	.273	19-3	1	7	2	1	6	2	.500	.346

- 2-time Nebraska Scholar-Athlete Honor Roll
- Tom Osborne Citizenship Team (2024)
- Started three games in 2024 as the designated player
- Hit .267 for the Huskers
- Contributed four hits and two doubles in her freshman season

**#5 MACIE VICKERS • C**

	AVG.	G-GS	R	H	2B	HR	RBI	BB	SLG%	OB%
2025	.000	3-0	0	0	0	0	0	0	.000	.000
Career	.000	3-0	0	0	0	0	0	0	.000	.000

- 3-year captain at Escalon High School
- Trans Valley League Offensive Player of the Year as a junior
- 3-time All-League Selection
- Batted .500 as a junior with seven doubles, one triple and three HRs
- 3-sport athlete in high school

**#7 AVA KUSZAK • INF**

	AVG.	G-GS	R	H	2B	HR	RBI	BB	SLG%	OB%
2025	.410	26-26	34	34	6	12	31	10	.916	.490
Career	.318	102-91	71	88	22	22	64	30	.643	.391

- Big Ten Co-Player of the Week (Feb. 17, 2025)
- Tied school record for home runs in a game with three against Montana
- Played two seasons at Wisconsin before transferring to Nebraska in 2025
- Second-Team All-Big Ten (2024)
- NFCA Third-Team All-Great Lakes Region (2024)

**#8 ABBIE SQUIER • OF**

	AVG.	G-GS	R	H	2B	HR	RBI	BB	SLG%	OB%
2025	.390	28-27	23	23	4	7	18	13	.814	.507
Career	.313	170-151	92	130	23	20	73	38	.514	.397

- Serving as one of three team captains in 2025
- Redshirted in 2024 following an offseason surgery
- First-Team All-Big Ten & Big Ten All-Defensive Team (2022)
- NFCA Second-Team All-Midwest Region (2022)
- 3-time Academic All-Big Ten

**#9 HANNAH CAMENZIND • UTL**

	AVG.	G-GS	R	H	2B	HR	RBI	BB	SLG%	OB%
2025	.370	25-22	19	27	10	3	22	1	.630	.403
Career	.335	95-53	32	55	14	4	39	4	.518	.375

- Played two seasons at Arkansas before transferring to Nebraska in 2025
- Second-Team All-SEC (2023)
- Owns a .308 batting average over 46 games
- Has posted 13 runs and 28 hits during her career
- Notched 17 RBIs, four doubles, two triples and a home run

**#9 HANNAH CAMENZIND • LHP**

	W-L	ERA	APP	GS	CG	SHO	SV	IP	SO	AVG.
2025	3-2	3.41	14	8	1	0/0	0	39.0	29	.252
Career	17-5	3.18	62	25	5	2	1	158.1	78	.231

- Played two seasons at Arkansas before transferring to Nebraska in 2025
- Second-Team All-SEC (2023)
- Compiled a 14-3 record over 48 games and 17 starts
- Posted an ERA of 3.11 and an opponent batting average of .273
- Was 1 of 3 freshman pitchers to make an All-SEC team in 2023

**#11 TALIA TOKHEIM • OF**


	AVG.	G-GS	R	H	2B	HR	RBI	BB	SLG%	OB%
2025	.300	9-1	2	3	0	2	3	0	.900	.273
Career	.319	33-19	17	22	6	9	22	7	.797	.372

- Made her return in 2025 from a season-ending injury in 2024
- Played in nine games with six starts
- Career slugging percentage ranks first on the team
- Academic All-Big Ten (2024)
- 4-time Nebraska Scholar-Athlete Honor Roll

**#14 KACIE HOFFMANN • OF**


	AVG.	G-GS	R	H	2B	HR	RBI	BB	SLG%	OB%
2025	.379	23-20	9	22	4	4	13	5	.690	.455
Career	.269	129-116	48	85	20	19	60	18	.525	.338

- Played three years at Arkansas before transferring to Nebraska in 2025
- SEC All-Tournament Team (2022)
- Started 96 games for the Razorbacks
- Hit .244 and amassed 63 hits, 15 home runs and 47 RBIs
- 51% of her hits went for extra bases

**#15 KENNADI WILLIAMS • UTL**

	AVG.	G-GS	R	H	2B	HR	RBI	BB	SLG%	OB%
2025	.000	19-0	9	0	0	0	0	1	.000	.333
Career	.000	19-0	9	0	0	0	0	1	.000	.333

- 2-time All-State pick who led Lincoln Southwest to four state tournaments
- First-Team All-Nebraska and Super-State selection as a senior
- Lincoln Journal Star 2022 High School Female Athlete of the Year
- Missed her junior season due to injury
- Also plays basketball for Nebraska

**#18 NESSA MCMILLEN • OF/UTL**

	AVG.	G-GS	R	H	2B	HR	RBI	BB	SLG%	OB%
2025	.000	20-9	5	0	0	0	0	0	.000	.250
Career	.000	20-9	5	0	0	0	0	0	.000	.250

- 4-time All-State selection
- Hit above .400 in each of her four seasons in high school
- Tied the Nebraska all-class record with three home runs in a game
- Batted .538 with 14 doubles, three triples and 13 home runs as a senior
- 4-time All-Conference member



## #22 CAITLIN OLENSKY • LHP

	W-L	ERA	APP	GS	CG	SHO	SV	IP	SO	AVG.
2025	0-0	5.25	6	1	0	0/0	0	6.2	6	.286
Career	3-2	3.54	22	7	1	0	0	53.1	33	.226

- Making her return in 2025 from a season-ending injury in 2024
- Had a team-best 3.30 ERA in 2024 and was 3-2
- Became the first Husker freshman pitcher to start a Big Ten opener
- 2024-25 Student-Athlete Advisory Committee Representative
- 2-time Nebraska Scholar-Athlete Honor Roll



## #24 AVA BREDWELL • C/UTL

	AVG.	G-GS	R	H	2B	HR	RBI	BB	SLG%	OB%
2025	.237	26-19	14	14	0	4	14	6	.441	.294
Career	.296	182-162	106	133	26	17	77	53	.499	.386

- NFCA Third-Team All-Midwest Region (2024)
- Big Ten Freshman of the Year (2022)
- Started 50 games at catcher for Nebraska in 2024
- Has played in and started more games than anyone on the 2025 roster
- Led NU in doubles, triples and walks in 2024



## #36 ALINA FELIX • OF

	AVG.	G-GS	R	H	2B	HR	RBI	BB	SLG%	OB%
2025	.429	9-0	3	3	0	2	5	0	1.286	.500
Career	.299	56-27	19	23	2	3	15	10	.442	.393

- Started 17 games in her sophomore season in 2024
- Hit .302 with 13 hits, nine runs and six RBIs in 2024
- Had three straight games with multiple hits and an RBI in 2024
- Academic All-Big Ten (2024)
- Big Ten Distinguished Scholar (2024)



## #27 NATALIA HILL • INF/OF

	AVG.	G-GS	R	H	2B	HR	RBI	BB	SLG%	OB%
2025	.000	15-13	3	0	0	0	0	2	.000	.500
Career	.000	15-13	3	0	0	0	0	2	.000	.500

- First-team All-California outfield selection as a senior
- First-team All-CIF selection as a junior and senior
- 3-time first-team All-League member
- Long Beach Press-Telegram Player of the Year as a senior
- Helped her team to a state championship as a senior



## #29 SAMANTHA BLAND • INF/OF

	AVG.	G-GS	R	H	2B	HR	RBI	BB	SLG%	OB%
2025	.226	28-28	22	19	5	4	17	4	.429	.256
Career	.266	80-77	53	67	19	10	53	19	.460	.322

- Has notched three homers and 13 hits in 2025
- Big Ten All-Freshman Team (2024)
- Posted 48 hits, 36 RBIs and six home runs in her freshman year
- Tied for first on the team in doubles and ranked second in hits in 2024
- Notched 14 doubles, the 2nd-most by a freshman in school history



## #31 KYLEE MAGEE • RHP

	W-L	ERA	APP	GS	CG	SHO	SV	IP	SO	AVG.
2025	2-2	5.76	10	5	0	0/2	0	17.0	16	.301
Career	7-9	3.87	37	29	4	2/4	2	106.2	95	.226

- Played 2 seasons for Arizona State before transferring to Nebraska in 2025
- Pac-12 All-Freshman Team (2023)
- Pitched in 27 games with 24 starts and compiled an ERA of 3.51
- Struck out 79 batters in 89.2 innings
- Missed most of 2024 season due to injury



## #33 EMMERSON COPE • RHP

	W-L	ERA	APP	GS	CG	SHO	SV	IP	SO	AVG.
2025	4-1	3.55	12	1	0	0/0	0	23.2	8	.274
Career	6-1	4.31	33	6	0	0	2	63.1	14	.283

- Has a 4-0 record in 2025 and has pitched 15.0 innings
- Went 2-0 with one save in 39.2 innings in 2024
- Ranked second on the team and seventh in the Big Ten in saves in 2024
- Allowed one earned run or less in 13-of-21 of her freshman appearances
- Threw 3 scoreless innings in her debut against New Mexico State in 2024



## #33 EMMERSON COPE • UTL

	AVG.	G-GS	R	H	2B	HR	RBI	BB	SLG%	OB%
2025	.415	19-14	10	17	2	5	13	5	.829	.468
Career	.345	57-37	20	38	5	11	32	12	.691	.435

- Has a batting average of .415 in 2025
- Was in the starting batting order 23 times as a freshman
- Notched 10 runs and 21 hits in 2024
- 2-time Nebraska Scholar-Athlete Honor Roll
- Tom Osborne Citizenship Team (2024)



## #55 DAKOTA CARTER • OF

	AVG.	G-GS	R	H	2B	HR	RBI	BB	SLG%	OB%
2025	.000	7-0	3	0	0	0	0	0	.000	.000
Career	.091	46-4	16	1	0	0	0	3	.091	.286

- Redshirted in 2024 after suffering a season-ending injury in the offseason
- Appeared in 39 games in 2023 and posted 13 runs
- Academic All-Big Ten (2024)
- 3-time Nebraska Scholar-Athlete Honor Roll
- 2-time Tom Osborne Citizenship Team



## #66 KATELYN CANADA • INF

	AVG.	G-GS	R	H	2B	HR	RBI	BB	SLG%	OB%
2025	.222	11-2	6	2	1	0	1	1	.333	.300
Career	.320	121-110	54	99	18	3	56	25	.414	.379

- First-Team All-Big Ten (2023)
- Big Ten All-Defensive and All-Freshman Teams (2023)
- Played in 52 games with 50 starts at second base in 2024
- Hit .266 with 34 hits, 18 runs, six doubles, one homer and 21 RBIs
- Academic All-Big Ten (2024)



## #72 CARLIE MUHLBACH • C/UTL

	AVG.	G-GS	R	H	2B	HR	RBI	BB	SLG%	OB%
2025	.000	0-0	0	0	0	0	0	0	.000	.000
Career	.000	0-0	0	0	0	0	0	0	.000	.000


- Broke the Gretna school record for single-season home runs (21) and RBIs (61), both of which were previously held by former Husker Billie Andrews
- Omaha World-Herald All-Nebraska and All-State selection in 2024
- Batted .459 in her two seasons at Gretna
- Only allowed one stolen base in 87 innings



## #77 HAIDYN WARNER • C

	AVG.	G-GS	R	H	2B	HR	RBI	BB	SLG%	OB%
2025	.000	2-0	0	0	0	0	0	0	.000	.000
Career	.083	16-3	0	1	0	0	0	0	.083	.083


- Played in eight games with two starts at catcher in 2024
- Big Ten Distinguished Scholar (2024)
- Academic All-Big Ten (2024)
- 4-time Nebraska Scholar-Athlete Honor Roll
- 2-time Tom Osborne Citizenship Team



## #98 JORDY BAHL • UTL

	AVG.	G-GS	R	H	2B	HR	RBI	BB	SLG%	OB%
2025	.500	27-26	38	42	11	11	30	7	1.071	.557
Career	.452	114-74	52	56	13	11	39	10	.855	.514

- Had a season-ending injury in 2024 after transferring to NU from Oklahoma
- 2-time NFCA First-Team All-American (2022, 2023)
- Has a .452 career batting average
- 2-time USA Softball Collegiate Player of the Year Top 10 Finalist
- 2023 Most Outstanding Player (WCWS)



## #98 JORDY BAHL • RHP

	W-L	ERA	APP	GS	CG	SHO	SV	IP	SO	AVG.
2025	11-3	1.81	16	13	10	1/2	0	85.0	108	.162
Career	55-6	1.23	88	60	36	16/23	5	376.0	508	.140

- Had a season-ending injury in 2024 after transferring to NU from Oklahoma
- 2-time NFCA First-Team All-American (2022, 2023)
- 2023 Big 12 Pitcher of the Year (at Oklahoma)
- Active NCAA career leader in win percentage (.902)
- 2023 Most Outstanding Player (WCWS)



## INDIVIDUAL SEASON &amp; CAREER HIGHS

## #00 MCKINLEY MALECHA • C/INF • SR.

SEASON HIGH	CATEGORY	CAREER HIGH
1 vs. Texas A&M-Corpus Christi	Hits	1 three times
1 twice	Runs	1 fifteen times
none	RBIs	2 vs. Maine (2024)
none	2B	none
none	HR	none

## #1 OLIVIA DINARDO • C/UTL • JR.

SEASON HIGH	CATEGORY	CAREER HIGH
3 vs. Baylor	Hits	4 vs. Texas A&M-Commerce (2023)
2 at New Mexico State	Runs	3 vs. NC State (2023)
3 three times	RBIs	5 vs. Washington (2024)
2 at Baylor	2B	2 three times
1 four times	HR	1 twenty-four times

## #2 LAUREN CAMENZIND • INF/C • JR.

SEASON HIGH	CATEGORY	CAREER HIGH
2 eight times	Hits	3 at Missouri (2023)
2 three times	Runs	2 six times
3 vs. Bethune-Cookman	RBIs	3 twice
1 twice	2B	1 eleven times
1 vs. Northern Colorado	HR	1 three times

## #3 BELLA BACON • INF • JR.

SEASON HIGH	CATEGORY	CAREER HIGH
2 four times	Hits	2 twelve times
2 twice	Runs	2 seven times
2 vs. Montana	RBIs	2 vs. Montana (2025)
1 vs. Ohio State	2B	1 six times
1 twice	HR	1 twice

## #4 MALIA THOMS • OF • SO.

SEASON HIGH	CATEGORY	CAREER HIGH
1 three times	Hits	1 seven times
1 vs. Texas A&M-Corpus Christi	Runs	1 vs. Texas A&M-Corpus Christi (2025)
4 vs. Texas A&M-Corpus Christi	RBIs	4 vs. Texas A&M-Corpus Christi (2025)
none	2B	1 twice
1 vs. Texas A&M-Corpus Christi	HR	1 vs. Texas A&M-Corpus Christi (2025)

## #5 MACIE VICKERS • C • FR.

SEASON HIGH	CATEGORY	CAREER HIGH
none	Hits	none
none	Runs	none
none	RBIs	none
none	2B	none
none	HR	none

## #7 AVA KUSZAK • INF • JR.

SEASON HIGH	CATEGORY	CAREER HIGH
4 vs. Montana	Hits	4 vs. Montana (2025)
4 vs. Montana	Runs	4 vs. Montana (2025)
6 vs. Montana	RBIs	6 vs. Montana (2025)
2 vs. Northern Colorado	2B	2 vs. Northern Colorado (2025)
3 vs. Montana	HR	3 vs. Montana (2025)

## #8 ABBIE SQUIER • OF • SR.

SEASON HIGH	CATEGORY	CAREER HIGH
3 three times	Hits	3 eight times
2 six times	Runs	3 three times
4 vs. Utah	RBIs	5 at Iowa (2023)
1 four times	2B	2 vs. Indiana (2022)
2 vs. Utah	HR	2 four times

## #9 HANNAH CAMENZIND • UTL • JR.

SEASON HIGH	CATEGORY	CAREER HIGH
3 at Ohio State	Hits	3 twice
2 three times	Runs	3 vs. UNI (2024)
4 at Ohio State	RBIs	4 at Ohio State (2025)
2 twice	2B	2 twice
1 three times	HR	1 four times

## #11 TALIA TOKHEIM • OF • JR.

SEASON HIGH	CATEGORY	CAREER HIGH
1 three times	Hits	3 at Missouri St. (2023)
1 twice	Runs	3 at Wisconsin (2024)
1 three times	RBIs	4 twice
none	2B	1 six times
1 twice	HR	2 twice

## #14 KACIE HOFFMANN • OF • JR.

SEASON HIGH	CATEGORY	CAREER HIGH
3 at Ohio State	Hits	3 twice
2 vs. San Jose State	Runs	2 seven times
3 vs. Howard	RBIs	4 at Florida St. (2023)
1 four times	2B	1 nineteen times
1 four times	HR	2 at Mississippi St. (2024)

## #15 KENNADI WILLIAMS • UTL • FR.

SEASON HIGH	CATEGORY	CAREER HIGH
none	Hits	none
1 nine times	Runs	1 nine times
none	RBIs	none
none	2B	none
none	HR	none

## #18 NESSA MCMILLEN • OF/UTL • FR.

SEASON HIGH	CATEGORY	CAREER HIGH
none	Hits	none
1 five times	Runs	1 five times
none	RBIs	none
none	2B	none
none	HR	none

## #24 AVA BREDWELL • C/UTL • SR.

SEASON HIGH	CATEGORY	CAREER HIGH
2 three times	Hits	3 four times
2 twice	Runs	3 twice
4 vs. Northern Colorado	RBIs	5 vs. Iowa (2022)
none	2B	2 three times
1 four times	HR	1 seventeen times

## #26 ALINA FELIX • OF • JR.

SEASON HIGH	CATEGORY	CAREER HIGH
1 three times	Hits	2 three times
2 vs. Texas A&M-Corpus Christi	Runs	3 twice
3 vs. Texas A&M-Corpus Christi	RBIs	3 vs. Texas A&M-Corpus Christi (2025)
none	2B	1 twice
1 vs. Texas A&M-Corpus Christi	HR	1 twice

## #27 NATALIA HILL • INF/OF • FR.

SEASON HIGH	CATEGORY	CAREER HIGH
none	Hits	none
1 three times	Runs	1 three times
none	RBIs	none
none	2B	none
none	HR	none



## INDIVIDUAL SEASON &amp; CAREER HIGHS

## #29 SAMANTHA BLAND • INF/OF • SO.

SEASON HIGH	CATEGORY	CAREER HIGH
3 vs. Tennessee	Hits	4 vs. North Dakota (2024)
2 five times	Runs	3 vs. Illinois (2024)
2 six times	RBIs	4 vs. Utah (2024)
1 five times	2B	2 three times
1 four times	HR	1 ten times

## #33 EMMERSON COPE • UTL • SO.

SEASON HIGH	CATEGORY	CAREER HIGH
3 vs. South Dakota State	Hits	3 twice
2 twice	Runs	2 three times
4 twice	RBIs	4 twice
1 twice	2B	1 five times
2 twice	HR	2 twice

## #55 DAKOTA CARTER • OF • SO.

SEASON HIGH	CATEGORY	CAREER HIGH
none	Hits	1 at Omaha (2023)
1 three times	Runs	1 sixteen times
none	RBIs	none
none	2B	none
none	HR	none

## #66 KATELYN CANEDA • INF • JR.

SEASON HIGH	CATEGORY	CAREER HIGH
1 twice	Hits	3 three times
1 six times	Runs	2 twice
1 vs. Texas A&M-Corpus Christi	RBIs	4 at Indiana (2023)
1 vs. Texas A&M-Corpus Christi	2B	1 eighteen times
none	HR	1 three times

## #72 CARLIE MUHLBACH • C/UTL • FR.

SEASON HIGH	CATEGORY	CAREER HIGH
none	Hits	none
none	Runs	none
none	RBIs	none
none	2B	none
none	HR	none

## #77 HAIDYN WARNER • C • JR.

SEASON HIGH	CATEGORY	CAREER HIGH
none	Hits	1 at Missouri St. (2023)
none	Runs	none
none	RBIs	none
none	2B	none
none	HR	none

## #98 JORDY BAHL • UTL • JR.

SEASON HIGH	CATEGORY	CAREER HIGH
4 vs. Montana	Hits	4 vs. Montana (2025)
3 four times	Runs	3 four times
3 five times	RBIs	3 five times
2 vs. Montana	2B	2 vs. Montana (2025)
2 at New Mexico State	HR	2 at New Mexico State (2025)

## #9 HANNAH CAMENZIND • LHP • JR.

SEASON HIGH/LOW	CATEGORY	CAREER HIGH/LOW
5.0 twice	Innings	7.0 vs. South Alabama (2024)#
5 twice	Strikeouts	5 three times
1 vs. UCLA	Hits (low)*	1 three times
0 vs. Bethune-Cookman	Walks (low)*	0 six times#
1 three times	Runs (low)*	0 six times#
0 vs. Bethune-Cookman	Earned Runs (low)*	0 10 times#
	*starts only	#at Arkansas

## #22 CAITLIN OLENSKY • LHP • SO.

2.0 vs. Montana	Innings	7.0 vs. Northern Colorado (2024)
2 twice	Strikeouts	4 twice
2 vs. Montana	Hits (low)*	0 twice
1 vs. Montana	Walks (low)*	0 six times
3 vs. Montana	Runs (low)*	0 seven times
3 vs. Montana	Earned Runs (low)*	0 seven times
	*starts only	

## #31 KYLEE MAGEE • RHP • SO.

3.0 vs. Southern Miss	Innings	7.0 against Northwestern (2024)\$
4 vs. Southern Miss	Strikeouts	11 against Northwestern (2024)\$
3 four times	Hits (low)*	0 twice\$
0 vs. Montana	Walks (low)*	0 four times\$
2 vs. Southern Miss	Runs (low)*	0 seven times\$
0 twice	Earned Runs (low)*	0 10 times\$
	*starts only	\$at Arizona State

## #33 EMMERSON COPE • RHP • SO.

3.1 twice	Innings	4.2 at Michigan (2024)
2 twice	Strikeouts	2 four times
4 vs. Howard	Hits (low)*	3 at Wisconsin (2024)
1 vs. Howard	Walks (low)*	0 three times
0 vs. Howard	Runs (low)*	0 twice
0 vs. Howard	Earned Runs (low)*	0 three times
	*starts only	

## #98 JORDY BAHL • RHP • JR.

9.0 vs. South Dakota St.	Innings	9.0 vs. South Dakota St. (2025)
10 twice	Strikeouts	16 vs. Tennessee (2022)^
0 vs. Northern Colorado	Hits (low)*	0 four times
0 five times	Walks (low)*	0 14 times
0 four times	Runs (low)*	0 19 times
0 seven times	Earned Runs (low)*	0 24 times
	*starts only	^ at Oklahoma

## 2025 SEASON STATISTICS

Record: 20-8 Home: 4-0 Away: 3-2 Neutral: 13-6 Big Ten: 1-1

Player	avg	gp-gs	ab	r	h	2b	3b	hr	rbi	tb	slg%	bb	hp	so	gdp	ob%	sf	sh	sb-att	po	a	e	fld%
Jordy Bahl	.500	27-26	84	38	42	11	2	11	30	90	1.071	7	5	9	0	.557	1	2	4-5	75	18	2	.979
Alina Felix	.429	9-0	7	3	3	0	0	2	5	9	1.286	0	1	0	0	.500	0	0	0-0	1	0	0	1.000
Emmerson Cope	.415	19-14	41	10	17	2	0	5	13	34	.829	5	0	8	1	.468	1	0	0-0	0	5	0	1.000
Ava Kuszak	.410	26-26	83	34	34	6	0	12	31	76	.916	10	5	15	0	.490	2	0	1-2	30	43	8	.901
Olivia DiNardo	.406	24-23	64	9	26	4	0	4	19	42	.656	7	4	10	1	.493	0	0	0-0	25	2	2	.931
Abbie Squier	.390	28-27	59	23	23	4	0	7	18	48	.814	13	2	11	0	.507	1	0	2-2	20	1	2	.913
Kacie Hoffmann	.379	23-20	58	9	22	4	1	4	13	40	.690	5	3	5	0	.455	0	0	0-0	14	0	0	1.000
Hannah Camenzind	.370	25-22	73	19	27	10	0	3	22	46	.630	1	3	7	0	.403	0	1	2-2	13	8	0	1.000
Malia Thoms	.333	8-0	9	1	3	0	0	1	4	6	.667	0	0	1	0	.333	0	0	0-0	0	0	0	.000
Lauren Camenzind	.321	28-27	78	16	25	2	1	1	15	32	.410	10	1	6	1	.404	0	2	0-1	35	42	5	.939
Bella Bacon	.313	24-17	48	13	15	1	0	2	7	22	.458	1	3	4	0	.365	0	0	1-1	113	3	6	.951
Talia Tokheim	.300	9-1	10	2	3	0	0	2	3	9	.900	0	0	3	0	.273	1	0	0-0	1	0	0	1.000
Mckinley Malecha	.250	6-0	4	2	1	0	0	0	0	1	.250	0	0	3	0	.250	0	0	1-1	0	0	0	.000
Ava Bredwell	.237	26-19	59	14	14	0	0	4	14	26	.441	6	0	7	0	.294	3	0	0-0	139	7	3	.980
Samantha Bland	.226	28-28	84	22	19	5	0	4	17	36	.429	4	0	10	0	.256	2	3	0-1	16	47	7	.900
Katelyn Caneda	.222	11-2	9	6	2	1	0	0	1	3	.333	1	0	1	0	.300	0	0	0-0	2	3	0	1.000
Nessa McMillen	.000	20-9	3	5	0	0	0	0	0	0	.000	0	1	0	0	.250	0	0	2-2	9	0	0	1.000
Natalia Hill	.000	15-12	2	3	0	0	0	0	0	0	.000	2	0	0	0	.500	0	0	0-1	15	1	0	1.000
Kennadi Williams	.000	19-0	2	9	0	0	0	0	0	0	.000	1	0	1	0	.333	0	0	0-0	1	0	0	1.000
Macie Vickers	.000	3-0	2	0	0	0	0	0	0	0	.000	0	0	1	0	.000	0	0	0-0	3	0	0	1.000
Haidyn Warner	.000	2-0	0	0	0	0	0	0	0	0	.000	0	0	0	0	.000	0	0	0-0	2	0	0	1.000
Kylee Magee	.000	4-4	0	0	0	0	0	0	0	0	.000	0	0	0	0	.000	0	0	0-0	0	7	0	1.000
Caitlin Olensky	.000	1-0	0	0	0	0	0	0	0	0	.000	0	0	0	0	.000	0	0	0-0	0	1	0	1.000
Dakota Carter	.000	7-0	0	3	0	0	0	0	0	0	.000	0	0	0	0	.000	0	0	0-0	0	0	0	.000
Totals	.354	28	779	241	276	50	4	62	212	520	.668	73	28	102	3	.423	11	8	13-18	514	188	35	.953
Opponents	.220	28	667	104	147	36	2	21	95	250	.375	64	16	167	4	.302	4	9	13-18	506	191	45	.939

LOB - Team (153), Opp (144). DPs turned - Team (10), Opp (7). CI - Team (1), Bredwell 1.

## (All games Sorted by Earned run avg)

Player	era	w-l	app	gs	cg	sho	sv	ip	h	r	er	bb	so	2b	3b	hr	b/avg	wp	hp	bks	sfa	sha
Jordy Bahl	1.81	11-3	16	13	10	1/2	0	85.0	50	38	22	27	108	10	1	10	.162	7	4	0	0	4
Hannah Camenzind	3.41	3-2	14	8	1	0/0	0	39.0	41	27	19	16	29	12	1	3	.252	1	3	0	0	3
Emmerson Cope	3.55	4-1	12	1	0	0/0	0	23.2	26	12	12	9	8	5	0	3	.274	0	2	0	2	0
Caitlin Olensky	5.25	0-0	6	1	0	0/0	0	6.2	8	5	5	1	6	2	0	3	.286	0	3	0	0	0
Kylee Magee	5.76	2-2	10	5	0	0/2	0	17.0	22	22	14	11	16	7	0	2	.301	4	4	0	2	2
Totals	2.94	20-8	28	28	11	3/2	0	171.1	147	104	72	64	167	36	2	21	.220	12	16	0	4	9
Opponents	8.13	8-20	28	28	6	3/0	0	168.2	276	241	196	73	102	50	4	62	.354	34	28	0	11	8

PB - Team (2), Bredwell 2, Opp (10). SBA/ATT - Bredwell (10-14), Bahl (4-8), H. Camenzind (5-5), DiNardo (3-4), Cope (3-3), Magee (1-2).