



NEBRASKA BASKETBALL

2024-25 GAME NOTES

X HUSKERMBB

Instagram HUSKERMBB

f HUSKERMBB

GAME #35

OPPONENT: VS. UCF
DATE: SUN., APRIL 6
TIPOFF: 4:30 PM (CT)
LOCATION: LAS VEGAS, NEV.
ARENA: T-MOBILE ARENA

GAME AT A GLANCE



Nebraska Cornhuskers

2024-25 Record: 20-14
Head Coach: Fred Hoiberg
Record at Nebraska: 83-108 (6th year)
Career Record: 198-164 (11th year)



Huskers Radio Network

Play-by-Play: Kent Pavelka
Analyst: Jake Muhleisen



UCF Knights

2024-25 Record: 20-16
Head Coach: Johnny Dawkins
Record at School: 168-119 (9th year)
Career Record: 324-234 (17th year)



FOX

Play-by-Play: Gus Johnson
Analyst: Jim Jackson
Sideline: Kristina Pink
also available on Fox Sports app

ON THE AIR

Radio: Sunday's game will be carried on the Huskers Radio Network with Kent Pavelka and Jake Muhleisen on the call, including KLIN (1400 AM) in Lincoln, KXSP (590 AM) in Omaha and KRVN (880 AM) in Lexington. The pregame show begins an hour before tipoff and will also be available on Huskers.com and the Huskers app.

TV/Online: Sunday's game will be on FOX with Gus Johnson, Jim Jackson and Kristina Pink on the call. It will also be available online on the Fox Sports app.

HUSKERS LOOK TO TAKE COLLEGE BASKETBALL CROWN

The Nebraska men's basketball program will look to become the first team to ever win the College Basketball Crown, as the Huskers will take on the UCF Knights in the finals in Las Vegas on Sunday. Tipoff at T-Mobile Arena is slated for 4:30 p.m. (central) and the game will be FOX and carried on the Huskers Radio Network. Live audio for the game can also be found on Huskers.com and the Huskers app.

Nebraska (20-14) earned its spot in the finals following a 79-69 win over Boise State Saturday morning. Juwan Gary led three Huskers in double figures with 21 points on 7-of-12 shooting, nine rebounds and three blocked shots, as the senior went a perfect 4-of-4 from 3-point range and tied a season-high with three blocked shots. The Huskers also got 14 points, six assists and five rebounds from Brice Williams and 10 markers from Sam Hoiberg.

It was a team win, as Nebraska got contributions from its entire roster, as all nine players who played broke into the scoring column and grabbed at least one rebound as NU held Boise State to 39 percent shooting. The Huskers enjoyed a 39-31 advantage against a Bronco squad that entered the game ranked seventh in rebounding.

Nebraska's senior duo of Williams and Gary have led the way in Las Vegas. Williams is averaging 24.0 ppg on 53 percent shooting, 4.0 rebounds and 3.8 rebounds per game while shooting 48 percent from 3-point range. Gary is at 18.7 ppg on 51 percent shooting, along with 8.0 rebounds, 1.3 steals and 1.0 blocks per game. He is 7-of-11 from 3-point range, as the Huskers are shooting 41 percent from beyond the arc in the three games.

Both players are within milestones heading into the final game of their college careers. Williams is just 16 points shy of the school record for points in a season (708 by James Palmer Jr. in 2018-19), while Gary is 24 points away from becoming the 33rd Husker to reach 1,000 points.

UCF (20-16) outlasted Villanova, 104-98, in overtime on Saturday behind a 42-point effort from Darius Johnson. He was one of five Knights in double figures in the victory. UCF averages 80.1 ppg for the season, including 89.3 ppg in three games in Las Vegas.

30-Point Games in a Season

No.	Name	Gm	Year
1.	Dave Hoppen	6	1984-85
2.	Brice Williams	4	2024-25
	Andre Smith	4	1979-80
	Eric Piatkowski	4	1993-94
	Tyronn Lue	4	1997-98

2024-25 SCHEDULE

Date	AP Rk.	Opponent	TV/Online	Time (CT)
Nov. 4		UT Rio Grande Valley	B1G+	W, 87-67
Nov. 9		Bethune Cookman	B1G+	W, 63-58
Nov. 13		FDU	B1G+	W, 86-60
Nov. 17		vs. Saint Mary's (Sioux Falls, S.D.)	BTN	L, 74-77
Nov. 22		at No. 14 Creighton	FS1	W, 74-63
Nov. 27	RV	South Dakota	BTN	W, 96-79
Dec. 1	RV	North Florida	BTN	W, 103-72
Dec. 7	RV	at RV Michigan State *	BTN	L, 52-89
Dec. 13		RV Indiana *	FOX	W, 85-68
Hawaiian Airlines Diamond Head Classic				
Dec. 22		vs. Murray State	ESPN	W, 66-49
Dec. 23		vs. Hawai'i	ESPN2	W, 69-55
Dec. 25		vs. Oregon State	ESPN2	W, 78-66
Dec. 30	RV	Southern	BTN	W, 77-43
Jan. 4	RV	No. 15 UCLA *	FOX	W, 66-58
Jan. 7	RV	at Iowa *	Peacock	L, 87-97 (OT)
Jan. 12	RV	at No. 20 Purdue *	BTN	L, 68-104
Jan. 16		Rutgers *	FS1	L, 82-85
Jan. 19		at RV Maryland *	BTN	L, 66-69
Jan. 22		USC *	BTN	L, 73-78
Jan. 26		at No. 18 Wisconsin *	BTN	L, 55-83
Jan. 30		No. 18 Illinois *	FS1	W, 80-74 (OT)
Feb. 2		at No. 16 Oregon *	BTN	W, 77-71
Feb. 5		at Washington *	BTN	W, 86-72
Feb. 9		Ohio State *	BTN	W, 79-71
Feb. 13		No. 25 Maryland *	BTN	L, 75-83
Feb. 16		at Northwestern *	BTN	W, 68-64
Feb. 19		at Penn State *	BTN	L, 72-89
Feb. 24		No. 15 Michigan *	FS1	L, 46-49
March 1		Minnesota *	BTN	L, 65-67
March 4		at Ohio State *	Peacock	L, 114-116 (2OT)
March 9		Iowa *	FOX	L, 68-83
March 11		vs. Arizona State	FS1	W, 86-78
April 2		vs. Georgetown	FS1	W, 81-69
April 5		vs. Boise State	FOX	W, 79-69
April 6		vs. UCF	FOX	4:30 p.m.

*-Big Ten Conference Game; Home games are in red and bold; All times listed are central

2024-25 ROSTER AT A GLANCE

No	Name	Pos.	Ht.	Wt.	Yr.	Hometown	GP/GS	MPG	PPG	RPG	APG	BPG	SPG
0	Connor Essegian	G	6-4	190	Jr.	Fort Wayne, Ind.	34/3	22.3	10.4	2.8	1.1	0.1	0.5
1	Sam Hoiberg	G	6-0	185	Jr.	Lincoln, Neb.	34/14	22.9	4.0	2.2	1.7	0.1	1.4
2	Ahron Ulis	G	6-3	190	Sr.	Chicago, Ill.	30/1	11.4	2.4	1.3	1.6	0.0	0.5
3	Brice Williams	G	6-7	214	Sr.	Huntersville, N.C.	34/34	34.2	20.4	4.1	2.9	0.3	1.1
4	Juwan Gary	F	6-6	226	Sr.	Columbia, S.C.	34/34	30.4	14.4	5.1	0.9	0.7	1.2
5	Braden Frager	F	6-7	220	Fr.	Lincoln, Neb.	-	-	-	-	-	-	-
8	Jeffrey Grace III	G	6-3	200	Jr.	Elmhurst, Ill.	11/0	1.0	0.6	0.3	0.0	0.0	0.1
9	Berke Büyüktuncel	F	6-10	244	So.	Bursa, Türkiye	30/28	23.2	6.2	5.6	1.4	0.7	0.8
12	Gavin Griffiths	G	6-7	193	So.	Simsbury, Conn.	16/0	8.6	2.1	1.6	0.8	0.4	0.3
20	Justin Bolis	F	6-8	225	So.	Lincoln, Neb.	-	-	-	-	-	-	-
23	Andrew Morgan	F	6-10	242	Sr.	Waseca, Minn.	34/8	18.9	8.2	4.4	1.0	0.3	0.4
24	Rollie Worster	G	6-5	210	Sr.	Missoula, Mont.	31/26	25.8	7.0	4.1	2.7	0.2	0.9
25	Nick Janowski	G	6-4	208	Fr.	Pewaukee, Wis.	-	-	-	-	-	-	-
31	Cale Jacobsen	G	6-4	195	So.	Ashland, Neb.	23/2	6.7	1.0	1.0	0.9	0.2	0.4
34	Braxton Meah	C	7-1	265	Sr.	Layton, Utah	28/20	13.5	3.1	3.4	0.6	0.4	0.3
35	Henry Burt	F	6-7	222	So.	Omaha, Neb.	4/0	1.8	0.5	0.0	0.0	0.0	0.0
51	Rienk Mast	F	6-10	260	Sr.	Groningen, Netherlands	-	-	-	-	-	-	-

2024-25 NEBRASKA BASKETBALL ROSTER

No.	VL	Name	Pos.	Ht.	Wt.	Yr.	Hometown	Previous School	X	Instagram
0		Connor Essegian	G	6-4	190	Jr.	Fort Wayne, Ind.	Wisconsin	@CESsegian	connoressegian
1	**	Sam Hoiberg	G	6-0	185	Jr.	Lincoln, Neb.	Pius X	@samhoiberg	samhoiberg
2	*	Ahron Ulis	G	6-3	190	Sr.	Chicago, Ill.	Iowa	@AhronUlis	ahron1_
3	*	Brice Williams	G	6-7	214	Sr.	Huntersville, N.C.	Charlotte	@bgotit_	blaviss
4	**	Juwan Gary	F	6-6	226	Sr.	Columbia, S.C.	Alabama	@takflight24	wanwitdabutter
5		Braden Frager	F	6-7	220	Fr.	Lincoln, Neb.	Southwest HS	@Braden_Frager	braden_frager
8	**	Jeffrey Grace III	G	6-3	200	Jr.	Elmhurst, Ill.	Arizona State	@JeffreyGraceIII	jg3is23
9		Berke Büyüktuncel	F	6-10	244	So.	Bursa, Türkiye	UCLA		berkebuyuktuncel
12		Gavin Griffiths	G	6-7	193	So.	Simsbury, Conn.	Rutgers	@gavingriff_	gavingriff_
20		Justin Bolis	F	6-8	225	So.	Lincoln, Neb.	Southeast CC	@JustinBolis	justinbolis
23		Andrew Morgan	F	6-10	242	Sr.	Waseca, Minn.	North Dakota State		akmorgan10_
24		Rollie Worster	G	6-5	210	Sr.	Missoula, Mont.	Utah		rj_w2
25		Nick Janowski	G	6-4	208	Fr.	Pewaukee, Wis.	Pewaukee HS	@nick_janowski12	nick.janowski
31	*	Cale Jacobsen	G	6-4	195	So.	Ashland, Neb.	Ashland-Greenwood HS	@calejacobsen_	calejacobsen_
34		Braxton Meah	C	7-1	265	Sr.	Layton, Utah	Washington	@Braxton_Meah	Braxtonmeah
35	*	Henry Burt	F	6-7	222	So.	Omaha, Neb.	Elkhorn South HS	@HenryBurt15	henryburt0
51	*	Rienk Mast	F	6-10	260	Sr.	Groningen, Netherlands	Bradley		rienk_mast

2024-25 NEBRASKA BASKETBALL COACHING STAFF

Head Coach

Fred Hoiberg, sixth season (Iowa State, 1995)

Assistant Coaches

Nate Loenser, fourth season (Iowa State, 2002)

Ernie Zeigler, third season (Cleary, 1994)

Support Staff

Director of Men’s Basketball Strength & Conditioning: Kurt Joseph

Dir. of Basketball Strategies & Business Operations: Luca Virgilio

Assistant Director of Basketball Operations: Sheryl Burbach

Director of Player Development: Emmanuel Tommy

Video Coordinator: Michael Bania

Recruiting Coordinator: Padya Borders

Graduate Managers: Satchel Stern, Nihilo Ibarra, Justin Moore

Athletic Trainer: Andrew McCabe

Team Nutritionist: Jake Blattner

Sports Psychologist: Heather Kiefer

NAPL Director: Matt Thome

Equipment Manager: Pat Norris

PRONUNCIATION GUIDE

Name	Pronunciation
Berke Büyüktuncel	BEAR-keh buh-YOOK-toon-jell
Connor Essegian	eh-SEE-jin
Juwan Gary	Juh-WAHN
Nate Loenser	Len-zer
Rienk Mast	RINK
Braxton Meah	MEE-uh
Ahron Ulis	YOU-liss
Rollie Worster	raw-lee Wooster
Ernie Zeigler	Zig-ler

HUSKERS RADIO NETWORK



KENT PAVELKA

- Is in his 38th season of calling Husker men’s basketball
- Called NU basketball for two stretches from 1974-1996 before returning to play-by-play duties full time in 2006-07
- Called his 1,000th Husker basketball game in 2018-19
- Six-time Nebraska Sportscaster of the Year who was inducted into the Nebraska Broadcasters Hall of Fame in 2019



JAKE MUHLEISEN

- Is in his seventh season as full-time color analyst after serving in a part-time basis for five seasons
- Was a four-year starter at guard for Nebraska from 2002-05
- Three-year team captain and started 98 games in his career
- Served as a graduate assistant at Creighton from 2005-07

City	Station	Frequency
Alliance	KCOW	1400 AM
Aurora	KRGY	97.3 FM
Beatrice	KWBE	1450 AM
Broken Bow	KBBN	95.3 FM
Chadron	KCSR	610 AM
Columbus	KJSK	900 AM
Columbus	KKOT	93.5 FM
Fairbury	KGMT	1310 AM
Falls City	KTNC	1230 AM
Falls City	KTNC	107.1 FM
Fremont	KHUB	1340 AM
Fremont	KFMT	105.5 FM
Gibbon	KMTY	97.7 FM
Gibbon	KSDZ	95.5 FM
Grand Island	KRGI	1430 AM
Hastings	KHAS	1230 AM
Hastings	KLIQ	94.5 FM
Hastings/Kearney	KICS	1450
Hastings/Kearney	KXPN	1460 AM
Hay Springs	KBPY	107.7 FM
Holdrege	KUVR	1380 AM/96.9 FM
Imperial	KADL	102.9 FM
Kearney	KGFW	1340 AM
Kearney	KGFW	96.1 FM
Lexington	KRVN	880 AM
Lexington	KAMI	1580 AM
Lincoln	KLIN	1400 AM
Lincoln	KLIN	99.3 FM
McCook	KSWN	93.9 FM
McCook	KZMC	102.1 FM
McCook	KIOD	105.3 FM
Nebraska City	KNCY	1600 AM
Norfolk	KNEN	94.7 FM
North Platte	KODY	1240 AM
Omaha	KXSP	590 AM
O’Neill	KBRX	102.9 FM
Scottsbluff	KNEB	960 AM
Scottsbluff	KNEB	94.1 FM
Sidney	KSID	98.7 FM
Superior	KRFS	1600 AM
Superior	KRFS	103.9 FM
Terrytown	KOLT	690 AM
Valentine	KVSH	940 AM
Valentine	KDJL	99.5 FM

Also available nationwide on Huskers.com and the Huskers App.


PROBABLE STARTERS (BASED ON LAST GAME)



#23 SAM HOIBERG | G | JR. | 6-0 | 185 | LINCOLN, NEB.

2024-25 Averages: PPG: 4.0 | RPG: 2.2 | APG: 1.7 | SPG: 1.4

Worth Noting: Started 14 of NU's last 15 games...Finished with 10 points, including 2-of-4 from 3-point range, vs. Boise State...Filled the stat sheet vs. Arizona State with seven points, seven rebounds, four assists and four steals in 34 minutes, matching career highs in caroms and steals...Had a season-high 12 points in the regular-season finale vs. Iowa...Had eight points on 3-of-3 shooting at Maryland...Totaled seven points and four assists at No. 20 Purdue...Scored nine points and added three steals vs. South Dakota...Played in all 34 games in 2023-24, averaging 3.4 points, 2.9 rebounds and 1.7 assists per game while posting a team-best 2.5-to-1 assist-to-turnover ratio...Tied his career high with 15 points against Lindenwood...Moved into the rotation midway through 2022-23 season, averaging 4.1 ppg, including 15 points at Maryland.

Career Bests: Pts: 15 (2x) | Reb: 7 (2x) | Ast: 5 | Stl: 4 (3x) | Bl: 1 (7x)

#3 BRICE WILLIAMS | G | SR. | 6-7 | 214 | HUNTERVILLE, N.C.

2024-25 Averages: PPG: 20.4 | RPG: 4.10 | APG: 2.9 | SPG: 1.1

Worth Noting: First-team All-Big Ten...Three-time USBWA Player of the Week...19 games with 20+ points, including four 30-point games...Totaled 14 points, six assists and five boards vs. Boise State...Finished with 28 points, including five 3-pointers vs. Georgetown...Totaled 30 points vs. ASU...Scored a school-record 43 points at Ohio State, as he set career bests in points, 3-pointers (five) and field goals (16)...Had 26 points and four boards vs. No. 15 Michigan...Posted 24 points and 10 boards vs. Ohio State...Finished with 28 points, six boards and six assists at No. 16 Oregon...Led NU with 27 points along with eight boards vs. No. 18 Illinois...Diamond Head Classic MVP...Averaged 13.4 ppg, 5.5 rpg and 2.5 apg in 2023-24...His late father (Henry) scored a school-record 2,382 points at Charlotte and is a member of the school's Hall of Fame.

Career Bests (includes Charlotte): Pts: 43 | Reb: 13 | Ast: 9 | Stl: 4

#4 JUWAN GARY | F | SR. | 6-6 | 226 | COLUMBIA, S.C.

2024-25 Averages: PPG: 14.4 | RPG: 5.1 | SPG: 1.1


Worth Noting: Third-year starter at Nebraska with 24 double-figure games in '24-25...Posted ninth 20-point game of season with 21 points - including 4-of-4 from 3 - and nine boards vs. Boise State...Picked up second double-double of the season and 10th of career with 17 points and 10 boards vs. Georgetown...Closed regular season with three straight 20-point games, including 24 points and seven boards vs. Iowa...Totaled 24 points with seven rebounds at Ohio State...Led NU with 22 points vs. No. 25 Maryland...Posted a career high 27 points vs. USC...Averaged 11.6 ppg and 6.1 rpg in 2023-24, leading NU in both blocks and steals per game...Totaled five double-doubles in 2023-24, highlighted by a 13-point, 18-board effort at K-State...Started 17 games before shoulder surgery in 2022-23.

Career Bests (includes Alabama): Pts: 27 | Reb: 18 | Ast: 5 | Bl: 4 | St: 5

#31 CALE JACOBSEN | G | SO. | 6-4 | 195 | ASHLAND, NEB.

2024-25 Averages: PPG: 1.0 | RPG: 1.0 | APG: 0.9

Worth Noting: Walk-on who has played in 22 games and started last two games...Third-year player who can play nearly every position on the floor and has a great understanding of NU's offensive system...Finished with six points, three rebounds and three boards vs. Boise State...Made the most of his first career start vs. Georgetown with seven points, six rebounds, four assists, three steals and two blocks in 36 minutes...Had five assists and three steals in 22 minutes in NU's first-round win over Arizona State...Has set career highs in nearly every category during the crown...His previous season high in minutes was 16 against No. 10 Florida on Dec. 1, 2024...Led Ashland-Greenwood to a 27-1 record and a class C-1 state title, averaging 17.9 points, 5.8 rebounds, 6.1 assists and 3.6 steals per game as a senior.

Career Bests: Pts: 7 | Reb: 6 | Ast: 5 | Stl: 3 (2x) | Bl: 2 (2x)

#9 BERKE BÜYÜKTUNCER | F | SO. | 6-10 | 240 | BURSA, TÜRKİYE

2024-25 Averages: PPG: 6.2 | RPG: 5.6 | APG: 1.4

Worth Noting: Has started last seven games after missing three games with sprained ankle suffered on Feb. 9...Had two points and two boards in 10 minutes vs. Boise State...Totaled six boards and two points vs. Georgetown...Had 15 points, six rebounds and three assists against OSU...Grabbed nine rebounds at both Washington and No. 16 Oregon...Diamond Head Classic All-Tournament Team...Finished with a career-high 16 points on 6-of-8 shooting vs. Oregon State...Posted 12 points and nine rebounds in win at No. 14 Creighton...Recorded 15 points, three steals and three blocked shots vs. Saint Mary's...Played in 26 games at UCLA in 2023-24...Played for Türkiye at the 2024 U20 European Championships, averaging 12.0 points and 7.7 rebounds per game...No. 36 player in the class of 2023 by 24/7 Sports.

Career Bests (includes UCLA): Pts: 16 | Reb: 9 (7x) | Ast: 4 | Stl: 4 | Bl: 3

NATIONAL POLLS

ASSOCIATED PRESS (MARCH 17)

No	Team (1st)	Record	Points	Prev.
1	Duke	31-3	1463	1
2	Houston	30-4	1394	2
3	Florida	30-4	1370	4
4	Auburn	28-5	1291	3
5	St. John's	30-4	1225	6
6	Tennessee	27-7	1174	8
7	Alabama	25-8	1120	5
8	Michigan State	27-6	1080	7
9	Texas Tech	25-8	926	9
10	Louisville	27-7	809	13
11	Maryland	25-8	764	11
12	Clemson	27-6	746	10
13	Wisconsin	26-9	732	18
14	Michigan	25-9	681	22
15	Iowa State	24-9	641	12
16	Memphis	29-5	636	16
17	BYU	24-9	563	17
18	Kentucky	22-11	511	15
19	Texas A&M	22-10	457	14
20	Saint Mary's	28-5	306	20
21	Arizona	22-12	253	21
22	Purdue	22-11	227	22
23	Missouri	22-11	159	23
24	Gonzaga	25-8	151	NR
25	Oregon	24-9	115	24

Others receiving votes: Drake 107, Marquette 69, UC San Diego 57, Illinois 55, VCU 28, Creighton 28, Mississippi 13, McNeese St. 4, UConn 4, Colorado St. 4, Kansas 3, High Point 3, UCLA 3, Akron 3.

USA TODAY COACHES (MARCH 17)

No	Team (1st)	Record	Points	Prev.
1	Duke (25)	31-3	764	1
2	Houston (2)	30-4	731	2
3	Florida (3)	30-4	715	4
4	Auburn (1)	28-5	672	3
5	St. John's	30-4	643	5
6	Tennessee	27-7	634	6
7	Michigan State	27-6	568	6
8	Alabama	25-8	556	8
9	Texas Tech	25-8	498	9
10	Wisconsin	26-9	445	14
11	Louisville	27-7	426	13
12	Maryland	25-8	401	11
13	Clemson	27-6	378	10
14	Iowa State	24-9	361	12
15	Michigan	25-9	329	21
16	Memphis	29-5	272	17
17	BYU	24-9	235	18
18	Texas A&M	22-10	233	16
19	Saint Mary's	28-5	209	15
20	Arizona	22-12	177	24
21	Kentucky	22-11	164	19
22	Purdue	22-11	154	20
23	Gonzaga	25-8	93	NR
24	Missouri	22-11	90	22
25	Marquette	23-10	68	23

Others receiving votes: Drake 46; UC San Diego 37; Oregon 35; VCU 33; Creighton 33; Illinois 27; Kansas 16; UConn 12; Baylor 7; Colorado State 6; UCLA 3; Ole Miss 2; Vanderbilt 1; North Carolina 1;

BIG TEN STANDINGS (APRIL 6)

Team	B1G	Pct.	Overall	Pct.
Michigan State	17-3	.850	30-7	.811
Maryland	14-6	.700	27-9	.750
Michigan	14-6	.700	27-10	.730
Purdue	13-7	.650	24-12	.667
UCLA	13-7	.650	23-11	.676
Wisconsin	13-7	.650	27-10	.730
Illinois	12-8	.600	22-13	.629
Oregon	12-8	.600	25-10	.714
Indiana	10-10	.500	19-13	.594
Ohio State	9-11	.450	17-15	.531
Rutgers	8-12	.400	15-17	.469
Iowa	7-13	.350	17-16	.515
Minnesota	7-13	.350	15-17	.469
Nebraska	7-13	.350	20-14	.588
Northwestern	7-13	.350	17-16	.515
USC	7-13	.350	17-18	.485
Penn State	6-14	.300	16-15	.516
Washington	4-16	.200	13-18	.419

NCAA Tournament Results

NCAA First Round

Purdue 75, High Point 63
Wisconsin 86, Montana 66
UCLA 72, Utah State 47
Michigan 68, UC San Diego 65
Maryland 81, Grand Canyon 49
Illinois 86, Xavier 73
Michigan State 87, Bryant 62
Oregon 81, Liberty 53

NCAA Second Round

Purdue 76, McNeese State 62
BYU 91, Wisconsin 89
Michigan 91, Texas A&M 79
Tennessee 67, UCLA 58
Maryland 72, Colorado State 71
Kentucky 84, Illinois 75
Michigan State 71, New Mexico 63
Arizona 87, Oregon 83

NCAA Sweet 16

Florida 87, Maryland 71
Michigan State 73, Ole Miss 70
Auburn 78, Michigan 65
Houston 62, Purdue 60

NCAA Elite Eight

Auburn 70, Michigan State 64

College Basketball Crown Schedule

Monday, March 31 - The MGM Grand Garden Arena

Game 1: Butler 86, Utah 84
Game 2: Boise State 89, George Washington 59
Game 3: Nebraska 86, Arizona State 78
Game 4: Georgetown 85 vs. Washington State 82

Tuesday, April 1 - The MGM Grand Garden Arena

Game 5: Cincinnati 83, DePaul 61
Game 6: UCF 76, Oregon State 75
Game 7: Villanova 85, Colorado 64
Game 8: USC 89, Tulane 60

Wednesday, April 2 - The MGM Grand Garden Arena

Game 9: Boise State 100, Butler 93
Game 10: Nebraska 81, Georgetown 69

Thursday, April 3 - The MGM Grand Garden Arena

Game 11: UCF 88, Cincinnati 80
Game 12: Villanova 60, USC 59

Saturday, April 5 - T-Mobile Arena

Game 13: Nebraska 79, Boise State 69
Game 14: UCF 104, Villanova 98 (OT)

Sunday, April 6 - T-Mobile Arena

Game 15: Nebraska vs. UCF 4:30 p.m.

BY THE NUMBERS

Nebraska Cornhuskers 2024-25 Team Statistics (Record: 20-14)			UCF Knight 2024-25 Team Statistics (Record: 20-16)		
Category	Nebraska	OPP	Category	UCF	OPP
SCORING	2583	2475	Scoring	2885	2897
Points per game	76.0	72.8	Points per game	80.1	80.5
Scoring margin	+3.2	-	Scoring margin	-0.3	-
FIELD GOALS-ATT	899-1974	878-2049	Field goals-att	964-2258	1040-2318
Field goal pct	.455	.429	Field goal pct	.427	.449
3 POINT FG-ATT	254-763	322-942	3 point fg-att	321-942	283-868
3-point FG pct	.333	.342	3-point FG pct	.341	.326
3-pt FG made per game	7.5	9.5	3-pt FG made per game	8.9	7.9
FREE THROWS-ATT	531-705	397-558	Free throws-att	636-821	534-723
Free throw pct	.753	.711	Free throw pct	.775	.739
F-Throws made per game	15.6	11.7	F-Throws made per game	17.7	14.8
REBOUNDS	1201	1197	Rebounds	1327	1402
Rebounds per game	35.3	35.2	Rebounds per game	36.9	38.9
Rebounding margin	+0.1	-	Rebounding margin	-2.1	-
ASSISTS	476	465	Assists	508	550
Assists per game	14.0	13.7	Assists per game	14.1	15.3
TURNOVERS	387	419	Turnovers	440	473
Turnovers per game	11.4	12.3	Turnovers per game	12.2	13.1
Turnover margin	+0.9	-	Turnover margin	+0.9	-
Assist/turnover ratio	1.2	1.1	Assist/turnover ratio	1.2	1.2
STEALS	243	196	Steals	274	260
Steals per game	7.1	5.8	Steals per game	7.6	7.2
BLOCKS	100	105	Blocks	158	130
Blocks per game	2.9	3.1	Blocks per game	4.4	3.6

NEBRASKA'S POSTSEASON HISTORY

The 2025 College Basketball Crown marks Nebraska's 28th postseason appearance in program history, as Nebraska is 27-26 all-time in the postseason following Saturday's win over Boise State. The 2024-25 season marks NU's second straight postseason appearance, the first time that has happened for Nebraska since the 2017-18 and 2018-19 seasons.

- The list includes eight NCAA Tournament appearances, most recently last season, and 19 NITs and this year's College Basketball Crown.
- Nebraska is looking for its second postseason event title, as the Huskers also won the 1996 NIT. That is NU's only previous appearance in a final.
- With Saturday's win, Nebraska has won at least three postseason games for just the third time in school history (NITs in 1995-96, 1986-87 and 1982-83). A win Sunday would mark the second time NU has won four postseason games in a season (five, 1996).
- Brice Williams was the MVP of the 2023 CBI when he was at Charlotte, averaging 16.3 points, 7.8 rebounds and 3.0 assists per game in the 49ers postseason run.

EXPERIMENTAL RULE TO MAKE DEBUT IN POSTSEASON

One change from the regular season in place for both the Crown and the NIT is the use of an experimental rule which will allow a coach to appeal out-of-bounds calls for video replay review in the last two minutes of games.

The experimental rule would eliminate the official's voluntary ability to review out-of-bounds calls on the floor in the last two minutes of the game. Instead, these calls for a video review would be tied to the timeouts a team has remaining.

- If a team appeals the call and it is overturned, the team making the appeal would retain the timeout.
- If the review fails, the team making the appeal would lose a timeout.
- If no timeouts remain, coaches could still appeal, but if the appeal fails, they would be assessed an excessive timeout administrative technical, meaning their opponents would shoot two free throws and maintain possession of the ball.

WORTH NOTING

- Sunday's game marks the second meeting between Nebraska and UCF. The other took place in the first round of the 2017 AdvoCare Invitational in Orlando. UCF posted a 68-59 win over the Huskers. It is NU's first game against a Big 12 foe since downing Kansas State, 62-46, in Manhattan, Kan., on Dec. 17, 2023.
- Nebraska is seeking its 21st win of the season on Sunday vs. UCF. NU now has 15 20-win season in program history and a win on Sunday would tie for seventh on the Husker single-season win chart.
- Nebraska now has consecutive 20-win seasons for the third time in school history and the first since the late 1990s. Nebraska Head Coach Fred Hoiberg joins Danny Nee (2x) as the only coaches in school history to accomplish the feat.

Back-to-Back 20 Win Seasons

2023-24 (23) and 2024-25 (20)
1997-98 (20) and 1998-99 (20)
1992-93 (20) and 1993-94 (20)

43

With Saturday's win over Boise State, NU has 43 wins over the past two seasons, which is the second-highest consecutive two-year total in program history. NU won 45 games spanning the 1990-91 and 1991-92 seasons.

20.8

Juwan Gary is averaging 20.8 ppg over Nebraska's last six games. He has more 20-point efforts in NU's last six games - four - than he did in his first four seasons of college basketball (three). He is also averaging a team-high 7.2 rebounds in that stretch.

• With a 20-14 record, Nebraska will finish with a .500 or better record for the third straight season. It would mark the first time that has happened at Nebraska since a six-year stretch spanning the 2003-04 to 2008-09 seasons.

• Going west has been very fruitful, as the Huskers are 8-0 west of Nebraska this year following the three wins in the College Basketball Crown. NU went 3-0 at the Diamond Head Classic and swept the Big Ten West Coast trip of Washington and Oregon in February.

• Brice Williams comes into Sunday's College Basketball Crown in second place in the Big Ten scoring race with 20.4 ppg. Williams would need 25 points in the title game to edge out Northwestern's Nick Martinelli for the Big Ten scoring lead.

• Nebraska is averaging 76.0 points per game heading into Saturday's game with Boise State. It is on pace to be NU's second-highest scoring average since joining the Big Ten in 2011-12. The Huskers are averaging 82.0 points per game on 48 percent shooting during the three games at the Crown. On the season, Nebraska is 9-2 when scoring at least 80 points.

• With his 30-point effort against Arizona State, Brice Williams now has four 30-point games this season. It ties for second on NU's single-season chart, trailing only Dave Hoppen, who had six in 1984-85. The only Big Ten player with more 30-point games this season was Wisconsin's John Tonje (six).

• NU is 12-1 when holding opponents to under one point per possession, but 8-13 when opponents are above 1.0 PPP. NU has held all three of its opponents in Las Vegas to under 1.05 PPP.

Nebraska had won its last 29 games dating back to the 2022-23 season when holding an opponent under 1.0 PPP before the Feb. 24 loss to the Wolverines. Over the last three years, NU is 40-5 when holding opponents to under 70 points following Saturday's win over Boise State.

• Nebraska has had seven games this season with multiple 20-point scorers, most recently at Ohio State on March 4 with Brice Williams (43) and Juwan Gary (24) going over the 20-point mark. NU now has multiple players who have scored 20+ points 18 times in Fred Hoiberg's six seasons.

• Nebraska posted its third double-figure comeback of the season against Arizona State on Monday, rallying back from an 11-point deficit. Earlier this year, NU overcame a 20-point second-half deficit to win at Northwestern on Feb. 16. It was the largest deficit overcome by a Big Ten team in a road conference game since Feb. 17, 2018, when Michigan State overcame a 27-point deficit at Northwestern at Allstate Arena.

• Nebraska went 4-4 against ranked opponents this season, as the four wins over ranked teams tie a school record done three other times in school history. Nebraska has won multiple games against ranked foes in three of the past four years and is now 9-11 in its last 20 games against ranked teams dating back to March 1, 2022.

• Brice and his father, Henry are one of seven father-son duos to combine for 4,000 career points at the college level. The pair is now sixth all-time entering Saturday's game with Boise State. Brice is over 1,900 career points, including 1,147 at Nebraska. Henry Williams, who passed away in 2018, was Charlotte's all-time leading scorer with 2,383 career points.

Father-Son Duos with 4,000 Points

No.	Father (College)	Years	Points	Son (College)	Years	Points	Total
1.	Dell Curry (Virginia Tech)	1983-86	2,389	Stephen Curry (Davidson)	2006-09	2,635	5,024
2.	Mike Davis (Alabama)	1979-83	1,211	Antoine Davis (Detroit)	2018-23	3,664	4,875
3.	Steve Burt Sr. (Iona)	1980-84	2,534	Steve Burt Jr. (Iona)	2002-06	2,034	4,568
4.	Dell Curry (Virginia Tech)	1983-86	2,389	Seth Curry (Duke/Liberty)	2009-13	2,101	4,490
5.	Steve Alford (Indiana)	1983-86	2,438	Bryce Alford (UCLA)	2013-17	1,922	4,360
6.	Henry Williams (Charlotte)	1988-92	2,383	Brice Williams (Charlotte/Nebraska)	2019-25	1,948	4,331
7.	Greg McDermott (Northern Iowa)	1984-88	1,033	Doug McDermott (Creighton)	2010-14	3,150	4,183

• With 1,147 points, Williams is in 23rd place on NU's scoring chart. He could move past Brian Banks (1,150) and Brian Carr (1,182) with a strong effort on Sunday.

• On Thursday, Nebraska announced that the Huskers will host BYU in an exhibition game at Pinnacle Bank Arena in October. It will be the first of a two-year exhibition series with BYU, which went 26-10 and reached the NCAA Sweet 16 this season. The Huskers will travel to Provo for an exhibition game in 2026. The date and time of October's game will be finalized later this summer.

Big Ten Scoring Leaders (all games)

No.	Player	PPG
1.	Nick Martinelli (NW)	20.5*
2.	Brice Williams (NEB)	20.4
3.	Trey Kaufman-Renn (PUR)	20.1*

*-season completed

NU's Highest Scoring Offenses (B1G era)

No.	PPG	Year
1.	77.7	2023-24
2.	75.9	2024-25
3.	73.3	2021-22
4.	72.3	2017-18
5.	72.2	2015-16
6.	71.8	2018-19

KenPom Adjusted Defense (as of April 6)

Year	Adj D.	NCAA Rk.
2021-22	102.9	178th
2022-23	98.8	69th
2023-24	98.7	43rd
2024-25	98.2	42nd

Multiple Double 20+ Games in 2024-25

Opponent (Date)	Players
South Dakota (11/27/24)	Essegian 29, Williams 21
at Hawai'i (12/23/24)	Williams 32, Gary 21
Rutgers (1/16/25)	Williams 21, Gary 20
at Oregon (2/2/25)	Williams 28, Gary 23
Maryland (2/13/25)	Gary 22, Williams 20
Minnesota (3/1/25)	Gary 21, Williams 21
at Ohio State (3/4/25)	Williams 43, Gary 24

Largest Comebacks Since 1996-97

No.	Opponent	Comeback	Year
1.	at Northwestern	20	2024-25
2.	USC	20	2010-11
3.	Wisconsin	19	2023-24
4.	Iowa	19	2012-13
5.	Wisconsin	17	2022-23

2024-25 MISC. STATS

TEAM LEADERS

Double-Figure Scoring Games: Williams (31); Gary (24); Essegian (16); Morgan (14); Worster (8); Büyüktuncel (5); Meah (2); Ulis (1); Hoiberg (2)

10+ Rebounding Games: Morgan (1); Gary (2); Williams (1)

10+ Assist Games: Ulis (1)

Double-Doubles: Morgan (1); Gary (2); Williams (1)

Triple-Doubles: N/A

20-Point Games: Williams (19); Gary (9); Essegian (4)

30-Point Games: Williams (4)

40-Point Games: Williams (1)

Games Leading NU in Scoring: Williams (20); Essegian (6); Gary (8); Morgan (2)

Games Leading NU in Rebounding: Büyüktuncel (10); Gary (10); Morgan (6); Williams (5); Worster (5); Essegian (2); Hoiberg (2); Meah (3); Griffiths (1)

Games Leading NU in Assists: Williams (14); Worster (10); Gary (3); Ulis (6); Hoiberg (4); Morgan (2); Essegian (1); Büyüktuncel (1); Jacobsen (2)

Games Leading NU in Blocks: Gary (12); Büyüktuncel (9); Morgan (6); Williams (5); Meah (4); Worster (4); Griffiths (3); Hoiberg (2); Essegian (2); Jacobsen (2); Worster (1); None (2)

Games Leading NU in Steals: Williams (12); Hoiberg (11); Gary (8); Büyüktuncel (7); Worster (7); Morgan (5); Ulis (3); Meah (2); Jacobsen (2); Essegian (3)

HUSKER DOUBLE-DOUBLES IN 2024-25

Player	Opponent	Totals
Morgan	Murray State	12 pts/12 reb
Gary	at Iowa	13 pts/13 reb
Gary	vs. Georgetown	17 pts/10 reb
Williams	Ohio State	24 pts/10 reb

HUSKER DOUBLE-DOUBLES CHART

Player	2024-25	at Neb	Career*
Mast	0	6	26
Gary	2	8	10
Williams	1	2	6
Meah	0	0	6
Worster	0	0	4
Morgan	1	1	5
Totals	3	17	57

*-Includes previous schools

DOUBLE-DIGIT RUNS IN 2024-25 (19)

Run	Opponent	Time (Half)
16-0	Murray State	14:45-8:43 (1st)
15-0	at Hawai'i	7:03-0:40 (1st)
15-0	UCLA	15:38-9:30 (1st)
15-0	North Florida	18:15-14:03 (1st)
14-0	Iowa	6:46-1:18 (1st)
12-0	UTRGV	4:34-2:30 (2nd)
11-0	Saint Mary's	1:19 (1st)-18:54 (2nd)
11-0	at Creighton	7:40-2:37 (1st)
11-0	Southern	10:12-4:48 (1st)
11-0	at Wisconsin	12:44-6:41 (1st)
11-0	at Washington	18:19-13:20 (2nd)
11-0	Ohio State	12:59-7:52 (2nd)
11-0	at Northwestern	15:05-10:49 (2nd)
10-0	Vs. Arizona State	5:22-3:09 (2nd)
10-0	FDU	11:49-8:53 (1st)
10-0	South Dakota	6:43-5:14 (1st)
10-0	North Florida	3:58-0:00 (2nd)
10-0	Indiana	6:27-3:08 (2nd)
10-0	Southern	2:45-0:00 (2nd)

2024-25 MBB QUICK FACTS

Location	Lincoln, Neb.
Founded	1869
Enrollment	23,992 (fall 2024)
Nickname	Cornhuskers, Huskers
Colors	Scarlet & Cream
Affiliation	NCAA Division I
Conference	Big Ten Conference
Home Arena	Pinnacle Bank Arena
Capacity/Year Opened	15,000/2013
University of Nebraska President	Dr. Jeffrey P. Gold
Chancellor	Rodney Bennett
Director of Athletics	Troy Dannen
Athletic Dept. Phone	(402) 472-4224
Assistant A.D./Ticketing	Holly Adam
Ticket Office Phone	(402) 472-3111 or 1-800-8BIGRED
Website	Huskers.com

BASKETBALL HISTORY

First year of basketball	1896-97
Regular-season conference titles (last)	7 (1950)
Postseason conference titles (last)	1 (1994)
All-time postseason appearances	27
All-time postseason record	24-26
NCAA Appearances (last)	8 (2024)
NCAA Record	0-8
NIT Appearances (last)	19 (2019)
NIT Record	24-18

BASKETBALL STAFF

Head Coach	Fred Hoiberg (6th season)
Alma Mater (Year)	Iowa State (1995)
Assistant Coaches	Adam Howard (3rd season)
	Nate Loenser (4th season)
	Ernie Zeigler (3rd season)
Director of Men's Basketball Strength and Conditioning	Kurt Joseph
Director of Basketball Strategies & Business Operations	Luca Virgilio
Asst. Director of Operations	Sheryl Burbach
Director of Player Development	Emmanuel Tommy
Video Coordinator	Michael Bania
Recruiting Coordinator	Padyn Borders
Graduate Managers	Nihilo Ibarra, Justin Moore
	Josiah Allick and Satchel Stern
Athletic Trainer	Andrew McCabe
Equipment Manager	Pat Norris

2024-25 TEAM INFORMATION

2023-24 Record	23-11 (18-1 H, 3-8 A, 2-2 N)
Big Ten Record (Finish)	12-8 (t-3rd)
Big Ten Championship	1-1, def. Indiana, 93-66;
	lost to Illinois, 87-98
Postseason	NCAA First Round
Starters Returning/Lost	3/2
Lettermen Returning/Lost	7/7
Scholarship Newcomers	8

COMMUNICATIONS INFORMATION

Sr. Associate A.D./Communications	Keith Mann
Office Phone	(402) 472-2263
Sr. Assoc. Director/MBB Contact	Shamus McKnight
Office/Cell Phone	(402) 472-7772 / (402) 540-0268
E-Mail	smcknight@huskers.com
Press Row Phone	(402) 904-5925
Communications Mailing Address	800 Stadium Drive
	Lincoln, NE 68588-0123

MEDIA SITE

Additional media resources, including a digital media guide, and headshots are available at our media site.
<https://go.unl.edu/202425-mbbmedia>

• Connor Essegian has been one of the Big Ten's best sixth men this season, as the junior guard averages 10.4 points per contest. Essegian is the only Big Ten reserve currently averaging double figures while making eight or fewer starts.

• Of Nebraska's 14 losses, nine were one-possession games within the last 45 seconds of regulation. In five of the six home losses this season, NU was within one possession in the final 40 seconds, including four in the final 10 seconds (Rutgers, USC, Michigan and Minnesota).

• With its 20-14 record in 2024-25, Nebraska is 49-28 dating back to the start of February 2023. NU's .632 winning percentage is fifth among all Big Ten teams in that span. NU went just 33-80 from the start of the 2019-20 season until Feb. 1, 2023.

• Brice Williams is just sixth Husker in the Big Ten era to have multiple 30-point games in the Big Ten era (2011-21-present). His three 30-point games match James Palmer Jr., who had a trio of 30-point efforts during the 2018-19 season.

• As a team, Nebraska enters the Crown finals shooting 75.3 percent from the line. The Huskers' free throw percentage is on track to be one of the best in school history. Nebraska is shooting 81 percent in three games in Las Vegas.

Nebraska's 531 free throws made this season is fifth in school history. NU is just 10 free throws from moving into a tie for fourth on Husker single-season annals.

WILLIAMS EARNS ALL-BIG TEN HONORS

Brice Williams became the first Husker since 2018 to be a first-team All-Big Ten pick and earn first-team all-district honors. The 6-foot-7 senior averages 20.4 points per game along with 2.9 assists, 4.1 rebounds and 1.1 steals per contest.

• He is second in the Big Ten in scoring and is 11th nationally at 20.4 points per game and is in the top four in the Big Ten in four other categories.

• With his 14-point effort against Boise State, Williams moved into third place on NU's single-season points list with 692. He is now 16 points away from matching James Palmer Jr., who had a school-record 708 points in 2018-19.

• He has reached double figures 29 times, including a school-record 43-point performance at Ohio State. That is one of four 30-point games and 12 games of at least 25 points this season.

• His 19 games with at least 20 points ties for the Big Ten lead. Williams has scored 20+ points in 11 of the past 14 games dating back to Jan. 30.

• His 20.4 ppg average is the highest by any player in Fred Hoiberg's 11-year college coaching career and is currently seventh on NU's single-season scoring list. The last Husker to finish a season averaging at least 20 points per game was Tyronn Lue, who averaged 21.2 ppg in 1997-98.

• He has averaged 24.0 ppg this week in Las Vegas while shooting 53 percent from the field and 48 percent from 3-point range. In Nebraska's six neutral-site games this year (Saint Mary's Murray State, Oregon State, Arizona State, Georgetown and Boise State), Williams is averaging 23.3 ppg on 56 percent shooting along with 4.0 rebounds and 3.0 assists per game.

• His 43 points at Ohio State was the most points in a Big Ten Conference game since 2019 and the most by any Big Ten player during the 2024-25 season.

• With 30 points against Arizona State, Williams became the third Husker to score at least 30 points in a postseason game and the first since Andre Smith in 1980. NU's school record for points in a postseason game is 33 by Tom Baack in the 1967 NIT vs. Marshall.

• He is shooting a career-best 88.8 percent from the foul line to rank fourth in the Big Ten in free throw percentage. He is bidding to become the third player in school history to shoot 90 percent from the foul line (Jack Moore, 1980-81 and 1981-82; Cary Cochran, 2001-02).

• With 183 free throws, Williams is third on NU's single-season chart, only trailing Jack Moore (184, 1979-80) and James Palmer Jr. (215, 2018-19).

B1G Bench Scoring Leaders (8 or less starts)		
No.	Player	PPG
1.	Connor Essegian (NEB)	10.5
2.	Sebastian Mack (UCLA)	9.6
3.	Pryce Sandford (Iowa)	8.8
As of April 5		

Best Records in B1G since Feb. 1, 2023		
No.	Team	Record Pct.
1.	Purdue	66-22 .750
2.	Michigan State	57-27 .679
3.	Illinois	55-29 .655
4.	Wisconsin	57-31 .648
5.	Nebraska	49-28 .636
As of April 5		

Best Single-Season FT Pct.		
No.	Year	Pct.
1.	2011-12	.766
2.	1967-68	.765
3.	2023-24	.760
-	2024-25	.753
4.	1980-81	.750
5.	1979-80	.749
6.	1993-94	.745

Tracking Williams		
Category	No.	B1G Rk
Scoring	20.4	2nd
FT Made/Gm	5.4	2nd
FT Att/Gm	6.1	3rd
Free Throw Pct.	.898	4th
20-Point Games	19	t-1st
30-Point Games	4	2nd
As of April 5		

Highest Scoring Average in NU History		
No.	PPG	Player (Year)
1.	23.5	Dave Hoppen(1985)
2.	22.1	Dave Hoppen(1986)
3.	21.5	Eric Piatkowski (1994)
4.	21.4	Marvin Stewart (1971)
5.	21.2	Chuck Jura (1972)
	21.2	Tyronn Lue (1998)
-	20.4	Brice Williams (2025)
7.	20.2	Jerry Fort (1975)

NU Single-Season Scoring Leaders		
No.	Player (Season)	Points
1.	James Palmer Jr. (2018-19)	708
2.	Dave Hoppen (1984-95)	704
3.	Brice Williams (2024-25)	692
4.	Tyronn Lue (1997-98)	678
5.	Eric Piatkowski (1994)	646

Single-Season FT Pct. Leaders			
No	Named (Year)	FT-FTA	Pct.
1.	Jack Moore (1981-82)	123-131	.939
2.	Cary Cochran (2001-02)	71-77	.922
3.	Jack Moore (1980-81)	118-128	.922
-	Brice Williams (2024-25)	183-206	.888
4.	Bo Spencer (2011-12)	92-105	.876

74

Connor Essegian has a team-high 74 3-pointers this season which ranks ninth on Nebraska's single-season list. His previous high was 69 when he was at Wisconsin in 2022-23. Essegian is two away from matching Keisei Tominaga (76, 2023-24) for eighth on NU's single-season list.

23.0

Nebraska has gotten production from its bench, averaging 23.0 points per game this season to rank sixth in the Big Ten. Nebraska has gotten 30 double-figure efforts from its bench this season (Essegian-15, Morgan-12, Ulis-1, Worster-1 and Meah-1). The Huskers led the Big Ten in bench production last season at 21.4 points per game.

GARY SURGES DOWN THE STRETCH

Juwan Gary is closing his senior season playing the best basketball of his career. The 6-foot-6 forward is averaging a career-best 14.4 points per game while adding 5.1 rebounds and 1.2 steals per game heading into Sunday's game with UCF.

- He ranks second on the team in scoring, rebounds, blocks and steals while guarding the opponent's top frontcourt scorer. Gary is also shooting a career-best 79.6 percent from the line after not shooting above 69 percent in any of his first four seasons and has made a career-best 40 3-pointers.

- The senior is just 24 points away from reaching 1,000 points at Nebraska. He would be the 33rd 1,000-point scorer in program history.

- Gary has been at his best down the stretch, averaging 18.0 ppg on nearly 49 percent shooting over the last 12 games. He has six 20-point games in that stretch, including 21 points on Saturday

- He posted his second double-double of the season and 10th of his career against Georgetown on April 2 with 17 points and 10 rebounds. His other double-double this season came on Jan. 7 at Iowa (13 points/13 rebounds).

- He closed the regular season with a flourish, posting three straight 20-point games to start the month of March, including a 24-point, seven-rebound effort against Iowa on March 9. He also had 24 points and seven rebounds at Ohio State on March 4, hitting 9-of-12 shots from the floor and had 21 points against Minnesota on March 1.

- Gary had a career-high 27-point game against USC on Jan. 22, going 11-of-19 from the field.

ESSEGIAN FLOURISHES AS SIXTH MAN

Connor Essegian has proved to be an impact transfer for the Huskers. The 6-foot-4 guard is averaging 10.4 points per game on 40 percent shooting while pacing the Huskers with 74 3-pointers.

- He is eighth in the Big Ten in 3-pointers per game (2.2/gm) and 12th in 3-point percentage (.372) as of April 6.
- Essegian is in ninth place on NU's single-season 3-point list with 74. He is two 3-pointers away from tying Keisei Tominaga (2023-24) for eighth place and is six 3-pointers away from fifth place.

- His numbers compare favorably to his freshman season at Wisconsin, when he was on the All-Big Ten Freshmen team and set a school freshman record with 69 3-pointers. That season, the Badgers went to the NIT semifinals.

- Essegian is one of the leading bench scorers in the Big Ten and anchors a reserve unit that gives NU an average of 23.0 ppg off the bench. During the year, 15 of his 16 double-figure efforts in 2024-25 have come off the bench this season.

- His most recent double-figure game was in Monday's win over Arizona State, when he scored all 17 points in the final 11 minutes. Essegian was 7-of-7 from the floor in the second half vs. ASU.

- He had his fourth 20-point effort of the season at Penn State on Feb. 19, finishing with 20 points, including four 3-pointers, along with three rebounds and two assists.

- Essegian scored a career-high 29 points off the bench in NU's win over South Dakota on Nov. 27. In that game, he set personal highs in points (29), assists (five) and 3-pointers (six).

SEVEN HUSKERS EARN ACADEMIC ALL-BIG TEN HONORS

For the second straight year, seven members of the Husker men's basketball program earned spots on the Winter Academic All-Big team announced on March 19. The group includes Henry Burt, Berke Büyüktuncel, Connor Essegian, Jeffrey Grace III, Sam Hoiberg, Cale Jacobsen and Rienk Mast. Nebraska's seven honorees tied the school record of seven set last season.

Of the seven Huskers, four are repeat selections. Hoiberg makes his third consecutive appearance on the team, while Jacobsen, Grace and Burt are two-time picks. Büyüktuncel, Essegian and Mast was honored for the first time at Nebraska. In all, 29 Huskers have earned Academic All-Big Ten honors in Hoiberg's six seasons, including 20 over the last three years.

Third-Year Leap

Player	Year 1	Year 2	Year 3
Juwan Gary	9.5	11.6	14.4
Keisei Tominaga	5.7	13.1	15.1
Derrick Walker	5.9	9.5	13.6

Tracking Juwan

Player	PPG	FG Pct	FT Pct.	RPG
On Feb. 1 (21 gms)	12.2	.415	.763	4.9
Since Feb. 1 (13 gms)	18.0	.494	.833	5.4

NU Single-Season 3-Pointers

No.	Player (Season)	Points
5.	Joe McCray (2005)	80
6.	Cary Cochran (2001)	78
	Tyrone Lue (1998)	78
8.	Keisei Tominaga (2024)	76
9.	Connor Essegian (2025)	73

Comparing Essegian

Player	MPG	PPG	FG Pct	3 Pt Pct.	FT Pct.
2022-23 (Wis.)	27.4	11.7	.404	.359	.884
2024-25 (Neb.)	22.3	10.4	.401	.372	.825

HUSKERS IN THE NBA

A trio of former Nebraska Cornhuskers were on opening night rosters for the 2024-25 season. Dalano Banton and Bryce McGowens are teammates on the Portland Trail Blazers, while Jack McVeigh is a rookie with the Houston Rockets. It is the fourth straight season that Nebraska has had multiple players on NBA rosters.

Banton comes off his best season as a professional, averaging 10.3 points 3.3 rebounds and 2.4 assists per game while splitting time with both the Boston Celtics and Portland Trailblazers. He flourished after his trade with Portland, averaging 16.7 points, 4.8 rebounds and 3.6 assists per game in 30 games. Banton begins his fourth NBA season after being a second-round pick in 2021. After sitting out the 2019-20 campaign, Banton played in all 27 games, including 22 starts, for the Huskers in 2020-21, averaging 9.6 points per game while leading the Huskers in both rebounding (5.9) and assists (3.9) per game. He was the first Husker since 1974 to lead NU in both rebounding and assists in the same season. Banton posted the second triple-double in school history with 13 points, 11 rebounds and 10 assists in just 21 minutes against Doane and totaled 14 games in double figures.

McGowens begins his third NBA season, as he is on a two-way contract with the Trail Blazers after signing with the organization over the summer. McGowens spent the first two years with the Charlotte Hornets, playing in 105 career games and averaging 5.2 points, 1.9 rebounds and 1.0 assists per game. McGowens was the No. 40 overall pick in 2022, the highest drafted Husker since 1998. At Nebraska, he was a third-team All-Big Ten performer as a freshman in 2021-22, averaging a team-high 16.8 points and 5.2 rebounds per game. An eight-time Big Ten Freshman of the Week, McGowens had 11 games with 20-or-more points, including a season-high 29 points against both Sam Houston and Rutgers.

McVeigh is with the Houston Rockets after signing a two-way contract prior to the 2024 Paris Olympics. He played in a pair of preseason games for the Rockets, averaging 7.5 ppg on 60 percent shooting and 3.0 rebounds per game. This is his rookie season after he played professionally in Australia and Germany, and he became the 16th Husker to play in the NBA when he made his debut on Nov. 6, 2024. McVeigh comes off a strong performance in the 2024 Olympics, averaging 9.5 points per game on 52 percent shooting, including 10-of-19 (.526) from 3-point range. McVeigh played three seasons at Nebraska before returning home to begin his professional career. His best year was in 2016-17, when he averaged 7.5 points and 2.5 rebounds per game in 30 games, including 11 starts. He was a member of the Huskers' 2017-18 team that won 23 games, including a school record 13 conference games.

In addition to the three former Husker players in the NBA, Tyrone Lue is in his fifth season as head coach of the Los Angeles Clippers. Lue, who played at Nebraska from 1996-98, has guided the Clippers to a 184-134 record and three postseason appearances in his four seasons. Last year, he coached Los Angeles to a Pacific Division title. Before taking the Clippers job, Lue led the Cleveland Cavaliers to a 128-83 record, three NBA Finals appearances and the franchise's first NBA title in 2016.

2

Brice Williams and John Tonje of Wisconsin are the only players in Division I players who are shooting over 87 percent from the line with 200 or more free throw attempts.

2024-25 RADIO/TV ROSTER



0 | CONNOR
ESSEGIAN
Jr. | G | 6-4 | 190



1 | SAM
HOIBERG
Jr. | G | 6-0 | 185




2 | AHRON
ULIS
Sr. | G | 6-3 | 190



3 | BRICE
WILLIAMS
Sr. | G | 6-7 | 214



4 | JUWAN
GARY
Sr. | F | 6-6 | 226



5 | BRADEN
FRAGER
Fr. | F | 6-7 | 220



8 | JEFFREY
GRACE III
Jr. | G | 6-3 | 200



9 | BERKE
BÜYÜKTUNCEL
So. | F | 6-10 | 244




12 | GAVIN
GRIFFITHS
So. | G | 6-7 | 193




20 | JUSTIN
BOLIS
So. | F | 6-8 | 225




23 | ANDREW
MORGAN
Sr. | F | 6-10 | 242



24 | ROLLIE
WORSTER
Sr. | G | 6-5 | 210



25 | NICK
JANOWSKI
Fr. | G | 6-4 | 208



31 | CALE
JACOBSEN
So. | G | 6-4 | 195



34 | BRAXTON
MEAH
Sr. | C | 7-1 | 265



35 | HENRY
BURT
So. | F | 6-7 | 222



51 | RIENK
MAST
Sr. | F | 6-10 | 260



FRED HOIBERG
Head Coach



ADAM HOWARD
Assistant Coach



NATE LOENSER
Assistant Coach



ERNIE ZEIGLER
Assistant Coach



KURT JOSEPH
Director of Men's
Basketball Strength &
Conditioning



LUCA VIRGILIO
Director of Basketball
Strategies & Business
Operations



EMMANUEL
TOMMY
Director of Player
Development



MICHAEL BANIA
Video
Coordinator



PADYN BORDERS
Recruiting
Coordinator



SHERYL BURBACH
Assistant Director of
Basketball Operations



ANDREW MCCABE
Athletic Trainer



PAT NORRIS
Equipment Manager



JAKE BLATTNER
Performance
Nutrition Coordinator




MATT THOME
NAPL Director



NIHILO IBARRA
Graduate Manager



JUSTIN MOORE
Graduate Manager



SATCHEL STERN
Graduate Manager



2024-25 Roster Page

THE LAST TIME...

Nebraska Team

Ranked in the top 5 (AP Poll) Never Happened
 Ranked in the top 10 (AP Poll) March 1, 1966
 Ranked in the top 20 (AP Poll) Jan. 2, 1995
 Ranked in the top 25 (AP Poll) Dec. 31, 2018 (No. 24)
 Ranked in the top 25 (USA Today Coaches Poll) Dec. 31, 2018 (No. 23)

Played AP Poll No. 1 ranked team def. No. 1 Purdue (88-72), 1/9/2024
 Defeated AP Poll No. 1 ranked team def. No. 1 Purdue (88-72), 1/9/2024
 Played AP Poll No. 2 ranked team lost at No. 2 Michigan (47-62), 1/9/13
 Defeated AP Poll No. 2 ranked team vs. No. 2 Oklahoma State (85-69), 2/5/1992
 Played Team Ranked 1-5 by AP def. No. 1 Purdue (88-72), 1/9/2024
 Defeated Team Ranked 1-5 by AP def. No. 1 Purdue (88-72), 1/9/2024
 Played Team Ranked 6-10 by AP won vs. No. 6 Wisconsin (80-72, OT), 2/1/2023
 Defeated Team Ranked 6-10 by AP vs. No. 6 Wisconsin (80-72, OT), 2/1/2023
 Defeated Team Ranked 11-25 by AP No. 18 Illinois (80-74, OT), 1/30/2025
 Defeated Team Ranked 1-10 by AP on Road at No. 7 Creighton (63-53), 12/4/2022
 Defeated Ranked Team by AP on Road at No. 16 Oregon (77-71), 2/2/2025

Scored 100 or more points 114; at Ohio State, 3/4/2025
 Scored 90 or more points 114; at Ohio State, 3/4/2025
 Scored 80 or more points 81; vs. Georgetown, 4/2/2025
 Scored less than 50 points 46; Michigan, 2/24/2025
 Scored less than 40 points 38; at Oregon, 12/15/2012
 Shot 75% from the field 750; vs. Nebraska-Omaha (42-56), 1/25/1988 \$
 Shot 70% from the field 723; vs. UNC Wilmington (34-47), 12/5/1997
 Shot 60% from the field 612; Indiana (30-49), 12/13/2024

Made 50 or more free throws Never Happened
 Made 40 or more free throws 43; vs. Texas (43-59), 1/3/1996 - \$
 Made 30 or more free throws 37; vs. UTSA (37-50), 12/20/2017
 Made 25 or more free throws 25; UCLA (25-29), 1/4/2025
 Attempted 60 or more free throws 60; vs. Kansas State (36-60), 1/11/1954 - \$
 Attempted 50 or more free throws 50; vs. UTSA (37-50), 12/20/2017
 Attempted 40 or more free throws 50; vs. UTSA (37-50), 12/20/2017
 Attempted 30 or more free throws 30; at Creighton (22-30), 11/22/2024
 Shot 100% from the foul line (min 10 att.) 1.000; at Illinois (14-14), 2/4/2024
 Shot 95% from the foul line (min 10 att.) 1.000; at Illinois (14-14), 2/4/2024
 Shot 90% from the foul line (min 10 att.) 941; Maryland (16-17), 2/13/2025
 Shot 90% from the foul line (min 20 att.) 917; vs. Texas A&M (NCAA) (22-24), 3/22/2024

Made 20 or more 3-pointers Never Happened
 Made 15 or more 3-pointers 15; Kennesaw State (15-29), 12/22/2021
 Made 10 or more 3-pointers 12; vs. Boise State (12-19), 4/5/2025
 Made 0 3-pointers 0; vs. Jacksonville State (0-5), 12/18/2012
 Held Opponent to 0 3-pointers 0; Southeastern Louisiana, 11/22/2015
 Attempted 40 or more 3-pointers 41; vs. Nevada (9-41), 11/26/2020 \$
 Attempted 30 or more 3-pointers 30; at Wisconsin (10-30), 1/26/2025
 Attempted 20 or more 3-pointers 27; vs. Georgetown (9-27), 4/2/2025
 Shot 75% from 3-point range (min. 10 att.) 750; vs. UT-Pan American (9-12), 12/2/2009 - \$
 Shot 60% from 3-point range (min. 20 att.) 632; Purdue (14-23), 1/9/24
 Shot 60% from 3-point range (min. 10 att.) 632; vs. Boise State (12-19), 4/5/2025
 Shot 50% from 3-point range (min. 20 att.) 538; Ohio State (14-26), 1/23/2024
 Shot 50% from 3-point range (min. 10 att.) 632; vs. Boise State (12-19), 4/5/2025

Had 60 or more rebounds 60; vs. Oral Roberts, 12/22/1999
 Had 50 or more rebounds 50; South Carolina State, 12/29/2023

Had 30 or more assists 35; Northeastern Illinois, 12/21/1994
 Had 25 or more assists 25; Doane, 12/17/2020
 Had 20 or more assists 21; at Penn State, 2/19/2025
 Had 15 or more assists 18; vs. Boise State, 4/5/2025

Had 20 or more steals 23; vs. Texas Tech, 3/4/1999 - \$
 Had 15 or more steals 15; Indiana, 1/3/2024
 Had 10 or more steals 11; vs. Arizona State, 3/31/2025

Had 15 or more blocked shots 15; vs. Coppin State, Dec. 6, 1996 - \$
 Had 10 or more blocked shots 14; at Northwestern, 1/2/2018

Had 30 or more turnovers 31; at Creighton, 12/11/2005
 Had 20 or more turnovers 20; South Carolina State, 12/29/2023
 Had 5 or less turnovers 2; vs. Duquesne, 11/22/2023 - #

Nebraska Player...

Had 20 or more points: 21; Juwan Gary vs. Boise State, 4/5/2025
 Had 25 or more points: 28; Brice Williams vs. Georgetown, 4/2/2025
 Had 30 or more points: 30; Brice Williams vs. Arizona State, 3/31/25
 Had 40 or more points: 43; Brice Williams at Ohio State, 3/4/25
 Had 20 or more points in a half: 21; Brice Williams (2nd) at Hawai'i, 12/23/2024
 Had 20 or more points in overtime(s): 22; Brice Williams (1st and 2nd OT) at Ohio State, 3/4/2025

Had No Player in Double Figures: vs. Ohio State, 1/21/2012
 Had Five Players with 10 or more points vs. Rutgers, 1/16/2025
 Williams (21); Gary (20); Essegian (12); Morgan (11); Worster (10)
 Had Six Players with 10 or more points North Dakota, 12/20/2023
 Wilcher (16); Lawrence (14); Tominaga (14); Williams (12); Gary (12); Allick (10)
 Two Huskers with 20 or more points, same game: at Ohio State, 3/4/25
 Brice Williams (43); Juwan Gary (24)
 Two Huskers with 25 or more points, same game: vs. Western Illinois, 11/9/21
 Alonzo Verge Jr. (26); Bryce McGowens (25)
 Three Huskers with 20 or more points, same game: Iowa, 3/10/2019
 James Palmer Jr. (30); Glynn Watson Jr. (23); Isaiah Roby (23)
 Two Huskers with 30 or more points, same game: vs. Oregon, 11/25/1995
 Tyrone Lue (30) & Jaron Boone (30) - only time in school history

Had 10 or more rebounds: 10; Juwan Gary vs. Georgetown, 4/2/2025
 Had 15 or more rebounds: 18; Juwan Gary at Kansas State, 12/17/2023
 Had 20 or more rebounds: 21; Kimani Ffriend vs. Oral Roberts, 12/22/1999
 Had 25 or more rebounds: 26; Bill Johnson vs. Iowa State, 1/4/1954 - \$
 Two Huskers with 10 or more rebounds, same game: at Kansas State, 12/17/2023
 Juwan Gary-18; Rienk Mast-12
 Three Huskers with 10 or more rebounds, same game: vs. Texas Tech, 1/19/2000
 Steffon Bradford 16; Kimani Ffriend 12; Louis Truscott 11

Had 5 or more 3-pointers: 5; Brice Williams vs. Georgetown (5-9), 4/2/2025
 Had 6 or more 3-pointers: 6; Connor Essegian vs. Southern (6-12), 12/30/2024
 Had 7 or more 3-pointers: 7; Kobe Webster at Northwestern (7-12), 3/7/2021
 Had 8 or more 3-pointers: 8; Cary Cochran, vs. Baylor (8-13), 2/27/2002 - \$

Had 5 or more assists: 6; Brice Williams vs. Boise State, 4/5/2025
 Had 10 or more assists: 10; Ahron Ullis at Maryland, 1/19/2025
 Had 15 or more assists: 15; Charles Richardson vs. Rutgers, 12/2/2006
 Had 18 or more assists: 18; Brian Carr, at Evansville, 1/3/1985 - \$

Had 5 or more blocked shots: 5; Isaiah Roby vs. Northwestern, 2/16/2019
 Had 6 or more blocked shots: 6; Isaiah Roby vs. Eastern Illinois, 11/11/2017
 Had 7 or more blocked shots: 7; John Turek vs. Colorado, 3/2/2005
 Had 9 or more blocked shots: 9; Mikki Moore vs. Coppin State, 12/6/1996 - \$
 Had 10 or more blocked shots: Never Happened

Had 5 or more steals: 5; Juwan Gary vs. Bethune-Cookman, 11/19/2024
 Had 6 or more steals: 6; Glynn Watson Jr. vs. Long Beach State, 11/26/2017
 Had 7 or more steals: 7; Brandon Richardson at Ohio State, 1/3/2012
 Had 8 or more steals: 8; Cookie Belcher vs. Oklahoma St., 2/7/2001 - \$
 Had 10 or more steals: Never Happened

Had Triple-Double (Points/Rebounds/Assists): Dalano Banton vs. Doane, 12/17/2020, 13/11/10
 Had Double-Double (Points/Rebounds): Juwan Gary (17 pts/10 reb) vs. Georgetown, 4/2/2025
 Had Double-Double (Points/Assists): Alonzo Verge Jr. at NC State (25/11), 12/1/2021
 Had Double-Double (Points/Steals): Never Happened
 Had Double-Double (Points/Blocks): Never Happened
 Had Two Players with Double-Doubles:
 Josiah Allick (10 pts./12 reb.) and Juwan Gary (15 pts./11 reb.) vs. Rutgers, 3/3/2024

\$ - School Record - # - Tied School record
 As of 4/5/2025

NEBRASKA HEAD COACH FRED HOIBERG

NEBRASKA (2019-PRESENT)

- Hired as Nebraska's 28th men's basketball coach on March 30, 2019, a position his grandfather (Jerry Bush) held for nine seasons from 1954 to 1963.
- Guided Nebraska to the 2024 Diamond Head Classic title, the Huskers' first MTE title since 2000
- Named Jim Phalen National Coach of the Year and shared Big Ten Coach-of-the-Year honors (coaches and media) in 2024.
- Coached Nebraska to a third-place finish in the Big Ten in 2023-24, the highest conference finish by NU since 1992-93.
- Guided Nebraska to its first NCAA Tournament appearance since 2014.
- Led Nebraska to its fourth win over a No. 1 team in school history and first time since 1982 (1/9/24 vs. No. 1 Purdue).
- Is the only coach in school history with two road wins against top-10 teams (2021-22 at No. 10 Wisconsin; 2022-23 at No. 7 Creighton).
- Guided Nebraska to three consecutive road wins over ranked opponents (No. 23 Ohio State and No. 10 Wisconsin in 2021-22 and No. 7 Creighton in 2022-23) for the first time in school history.
- Had NBA Draft Picks in both 2021 (Dalano Banton) and 2022 (Bryce McGowens) and has produced 12 players who have reached the NBA.

CHICAGO BULLS (2015-18)

- Coached the Chicago Bulls for three-plus seasons, posting a 115-155 record.
- Became just the fifth coach in franchise history to post a winning record in his debut season.
- Took the Bulls to the 2017 NBA Playoffs where they won the first two games against the top-seeded Boston Celtics, as the Bulls were the first No. 8 seed to take a 2-0 lead against a No. 1 seed since 1993.
- Was the fifth coach in NBA history to have each of his first two career playoff victories come on the road.

IOWA STATE (2010-15)

- Served as head coach at his alma mater for five seasons, posting a 115-56 record, which is the top winning percentage in school history (.673).
- Led the Cyclones to four straight NCAA Tournament appearances - a program record - while his 115 wins were the most in a five-year stretch in school history.
- Guided Iowa State to back-to-back Big 12 Tournament titles in 2014 and 2015.
- Produced four All-Americans, 12 All-Big 12 honorees and 10 players who played in the NBA.
- Named Big 12 Coach of the Year in 2012, as the Cyclones went from three conference wins to 12 in one season.
- Won 28 games and reached the NCAA Sweet 16 in 2014.
- Led the Big 12 in scoring offense in two of his last four seasons and topped the conference in 3-pointers four times in five years.

MINNESOTA TIMBERWOLVES (2005-10)

- Served as Vice President of Basketball Operations in 2009-10, overseeing the day-to-day operations of basketball programs including college and pro scouting, salary cap management and NBA Draft preparations.
- Was the Assistant General Manager for three seasons, helping the Timberwolves orchestrate a draft-day trade for five-time all-star Kevin Love in 2008.

AS AN NBA PLAYER (1995-2005)

- Spent 10 years in the NBA with the Indiana Pacers (four seasons), Chicago Bulls (four seasons) and Minnesota Timberwolves (two seasons) after being selected in the second round of the 1995 NBA Draft.
- Was a member of three NBA Playoff Teams, including a Timberwolves team that reached the 2004 Western Conference Finals.
- Shot 40 percent from 3-point range during his career and led the NBA in 3-point shooting in his final season (48.3, 2004-05).
- Ended his NBA career abruptly at the age of 33 after undergoing open-heart surgery to repair an aneurysm in his aortic root.

AS A PLAYER AT IOWA STATE (1991-95)

- Started all four seasons at Iowa State, averaging 15.8 points, 6.9 rebounds, 2.8 assists and 1.6 steals per game in his collegiate career.
- His No. 32 was retired by Iowa State in 1997 and he is a member of the Iowa State Hall of Fame.
- Garnered third-team All-America honors as a senior in 1994-95, averaging 19.9 points per game to help the Cyclones win a then-school-record 23 games and was named Big Eight Co-Male Athlete of the Year in 1995.
- Two-time Academic All-American who was inducted into the CSC Academic Hall of Fame in 2016.



FRED HOIBERG'S COLLEGIATE COACHING RECORD

Year	School	Overall Record	Pct.	Conf. Record	Pct	Conf. Finish	Postseason
2010-11	Iowa State	16-16	.500	3-13	.188	12th	None
2011-12	Iowa State	23-11	.676	12-6	.677	T-3rd	NCAA Third Round
2012-13	Iowa State	23-12	.657	11-7	.611	T-4th	NCAA Third Round
2013-14	Iowa State	28-8	.778	11-7	.611	T-3rd	NCAA Sweet 16
2014-15	Iowa State	25-9	.735	12-6	.677	T-2nd	NCAA Second Round
2019-20	Nebraska	7-25	.219	2-18	.100	14th	None
2020-21	Nebraska	7-20	.259	3-16	.158	14th	None
2021-22	Nebraska	10-22	.313	4-16	.200	T-13th	None
2022-23	Nebraska	16-16	.500	9-11	.450	T-11th	None
2023-24	Nebraska	23-11	.676	12-8	.600	T-3rd	NCAA First Round
2024-25	Nebraska	20-14	.588	7-13	.350	T-12th	College Basketball Crown Finals
Totals	11th Season	198-164	.547	86-120	.417		

2024-25 GAME BY GAME

Team	FG-FGA	Pct.	3FG-3FGA	Pct.	FT-FTA	Pct.	O-D	Reb.	PF	A	TO	B	S	Pts.	W/L
UTRGV	24-62	.387	13-41	.317	6-9	.667	9-23	32	27	11	20	0	4	67	
at Nebraska	28-57	.491	6-19	.316	25-35	.714	11-31	42	15	11	13	2	9	87	W
Bethune-Cookman	22-62	.355	9-26	.346	5-7	.714	12-27	39	23	11	22	5	5	58	
at Nebraska	19-55	.345	4-22	.182	21-26	.808	13-28	41	14	11	18	4	11	63	W
FDU	23-57	.404	7-23	.304	7-11	.636	7-24	31	21	12	17	3	6	60	
at Nebraska	28-65	.431	7-28	.250	23-28	.821	14-29	43	15	20	8	6	10	86	W
Saint Mary's	21-61	.426	11-23	.478	14-25	.560	17-14	31	21	14	9	3	12	77	
vs. Nebraska	22-49	.449	5-17	.294	25-29	.862	13-21	34	19	8	15	6	6	74	L
at No. 14 Creighton	17-52	.327	12-42	.286	17-23	.739	8-29	37	19	12	17	3	4	63	
Nebraska	24-57	.421	4-16	.250	22-30	.733	7-30	37	22	18	7	1	10	74	W
South Dakota	26-60	.433	8-28	.286	19-27	.704	9-24	33	16	12	12	3	6	79	
at Nebraska	33-68	.485	13-33	.394	17-21	.810	14-29	43	16	24	12	2	10	96	W
North Florida	25-65	.385	14-43	.326	8-12	.667	10-27	37	19	13	16	1	2	72	
at Nebraska	40-69	.580	11-24	.458	12-18	.667	6-32	38	12	22	6	4	12	103	W
at Michigan State	29-56	.518	9-23	.391	22-23	.957	12-36	48	17	20	17	5	4	89	
Nebraska	18-54	.333	4-22	.182	12-18	.667	4-15	19	20	8	11	0	8	52	L
Indiana	23-65	.354	8-35	.229	14-20	.600	15-20	35	20	10	9	3	7	68	
at Nebraska	30-49	.612	8-14	.571	17-26	.654	6-29	35	16	16	14	1	5	85	W
vs. Murray State	17-55	.309	7-27	.259	8-15	.533	7-19	26	12	7	10	3	5	49	
Nebraska	26-53	.491	6-17	.353	8-9	.889	6-34	40	12	6	15	4	6	66	W
at Hawai'i	20-47	.426	5-20	.250	10-15	.667	9-18	27	15	5	16	1	4	55	
Nebraska	26-55	.473	7-17	.412	10-11	.909	9-19	28	13	10	12	4	8	69	W
vs. Oregon State	21-53	.396	9-24	.375	15-16	.938	8-18	26	18	9	12	1	5	66	
Nebraska	25-47	.532	8-20	.400	20-24	.833	7-24	31	15	13	12	0	5	78	W
Southern	13-67	.254	3-24	.125	6-16	.375	17-22	39	17	10	8	4	9	43	
at Nebraska	26-53	.491	13-30	.433	12-18	.667	8-40	48	17	22	14	5	3	77	W
No. 15 UCLA	22-57	.386	4-28	.143	10-13	.769	6-28	34	24	13	15	2	5	58	
at Nebraska	17-52	.327	7-25	.280	25-29	.862	9-30	39	16	11	13	1	10	66	W
at Iowa	29-61	.475	17-35	.486	22-25	.880	6-30	36	17	23	13	6	7	97	
Nebraska	33-71	.465	9-23	.391	12-22	.545	14-27	41	21	14	14	4	11	87	L (OT)
at No. 20 Purdue	41-65	.631	19-33	.576	3-6	.500	9-24	33	10	32	10	2	11	104	
Nebraska	26-54	.481	6-27	.222	10-11	.909	4-16	20	10	15	17	2	9	68	L
Rutgers	33-67	.492	12-29	.414	7-14	.500	17-23	40	20	16	8	6	4	85	
at Nebraska	28-62	.452	9-22	.409	17-27	.630	19-23	42	15	17	7	2	5	82	L
at Maryland	26-58	.448	10-25	.400	7-12	.583	8-24	32	13	15	12	8	8	69	
Nebraska	27-58	.466	6-16	.375	6-11	.545	9-27	36	14	15	13	2	8	66	L
USC	27-61	.443	6-21	.286	18-22	.818	12-24	36	16	12	9	1	8	78	
at Nebraska	27-55	.491	5-24	.208	14-17	.824	6-25	31	18	12	11	4	6	73	L
at No. 18 Wisconsin	30-63	.476	17-37	.459	6-8	.750	5-38	43	11	18	8	3	5	83	
Nebraska	21-62	.330	10-30	.330	3-8	.375	7-28	35	11	13	12	4	4	55	L
No. 18 Illinois	26-73	.356	10-42	.238	12-18	.667	20-38	58	18	7	17	7	3	74	
at Nebraska	31-78	.397	5-20	.250	13-18	.722	13-29	42	18	15	6	4	9	80	W (OT)
at No. 16 Oregon	24-60	.400	5-20	.250	18-22	.818	11-21	32	19	13	10	1	9	71	
Nebraska	26-51	.510	4-23	.174	21-29	.724	9-26	35	20	14	12	2	4	77	W
at Washington	27-57	.474	10-25	.400	8-12	.667	8-23	31	16	13	9	6	1	72	
Nebraska	29-55	.527	11-19	.579	17-22	.773	6-24	30	11	16	6	6	6	86	W
Ohio State	26-61	.426	10-25	.400	9-15	.600	7-21	28	20	10	6	2	5	71	
at Nebraska	27-52	.519	7-21	.333	18-21	.857	6-31	37	16	15	10	1	2	79	W
No. 25 Maryland	31-53	.585	7-15	.467	14-18	.778	9-25	34	13	15	12	2	4	83	
at Nebraska	25-58	.431	9-25	.360	16-17	.941	8-14	22	15	13	10	2	3	75	L
at Northwestern	26-72	.361	7-20	.350	5-8	.625	23-23	46	21	14	16	3	8	64	
Nebraska	20-45	.444	6-18	.333	22-28	.786	5-22	27	13	14	14	6	11	68	W
at Penn State	34-56	.607	8-23	.348	13-14	.929	7-27	34	13	21	12	2	11	89	
Nebraska	28-54	.519	7-21	.333	9-11	.818	6-16	22	13	21	16	3	6	72	L
No. 15 Michigan	18-61	.295	5-27	.185	8-13	.615	12-38	50	13	12	14	4	5	49	
at Nebraska	16-62	.258	6-28	.214	8-12	.667	10-33	43	16	5	11	5	7	46	L
Minnesota	27-53	.509	10-21	.476	3-5	.600	7-26	33	17	15	14	3	4	67	
at Nebraska	28-58	.431	4-17	.235	11-20	.550	12-20	32	7	8	6	1	8	65	L
at Ohio State	36-68	.529	12-32	.375	32-44	.727	10-24	34	22	18	9	2	6	116	
Nebraska	41-77	.532	12-28	.429	20-28	.714	13-25	38	29	17	11	2	5	114	L (2OT)
Iowa	31-63	.492	11-28	.393	10-17	.588	8-31	39	15	18	4	2	5	83	
at Nebraska	22-63	.349	6-27	.222	18-23	.783	11-27	38	19	13	6	2	3	68	L
Arizona State	26-56	.464	6-20	.300	20-26	.769	7-23	30	19	12	16	4	2	78	
vs. Nebraska	31-61	.508	8-24	.333	16-22	.727	8-26	34	17	16	14	1	11	86	W
Georgetown	23-59	.390	12-30	.400	11-16	.688	9-22	31	13	8	11	2	6	69	
vs. Nebraska	28-59	.475	9-27	.333	16-18	.889	10-30	40	14	15	10	3	9	81	W
Boise State	25-63	.397	9-27	.333	10-11	.909	11-20	31	16	14	9	2	6	69	
vs. Nebraska	26-56	.464	12-19	.632	15-18	.833	11-27	38	13	18	11	4	3	79	W

GAME BY GAME STARTERS

Opponent	Date	Result	Guard	Guard	Guard/Forward	Forward	Forward
UTRGV	11/4	W, 87-67	Worster	Williams	Gary	Büyüktuncel	Meah
Bethune-Cookman	11/9	W, 63-58	Worster	Williams	Gary	Büyüktuncel	Meah
FDU	11/13	W, 86-60	Worster	Williams	Essegian	Gary	Büyüktuncel
vs. Saint Mary's	11/17	L, 74-77	Worster	Williams	Gary	Büyüktuncel	Meah
at No. 14 Creighton	11/22	W, 74-63	Worster	Williams	Gary	Büyüktuncel	Meah
South Dakota	11/27	W, 96-79	Worster	Williams	Gary	Büyüktuncel	Meah
North Florida	12/1	W, 103-72	Worster	Williams	Essegian	Gary	Meah
at Michigan State	12/7	L, 52-89	Worster	Williams	Essegian	Gary	Meah
Indiana	12/13	W, 85-68	Worster	Williams	Gary	Büyüktuncel	Meah
vs. Murray State	12/22	W, 66-49	Worster	Williams	Gary	Büyüktuncel	Meah
at Hawai'i	12/23	W, 69-55	Worster	Williams	Gary	Büyüktuncel	Meah
vs. Oregon State	12/25	W, 78-66	Worster	Williams	Gary	Büyüktuncel	Meah
Southern	12/30	W, 77-43	Worster	Williams	Gary	Büyüktuncel	Meah
No. 14 UCLA	1/4	W, 66-58	Worster	Williams	Gary	Büyüktuncel	Meah
at Iowa	1/7	L, 87-97 (OT)	Worster	Williams	Gary	Büyüktuncel	Meah
at No. 20 Purdue	1/12	L, 68-104	Worster	Williams	Gary	Büyüktuncel	Meah
Rutgers	1/16	L, 82-85	Worster	Williams	Gary	Büyüktuncel	Meah
at Maryland	1/19	L, 66-69	Worster	Williams	Gary	Büyüktuncel	Meah
USC	1/22	L, 73-78	Ulis	Williams	Gary	Büyüktuncel	Meah
at No. 18 Wisconsin	1/26	L, 55-83	Williams	Hoiberg	Gary	Büyüktuncel	Morgan
No. 18 Illinois	1/30	W, 80-74 (OT)	Worster	Hoiberg	Williams	Gary	Morgan
at No. 16 Oregon	2/2	W, 77-71	Williams	Hoiberg	Gary	Büyüktuncel	Morgan
at Washington	2/5	W, 86-72	Williams	Hoiberg	Gary	Büyüktuncel	Morgan
Ohio State	2/9	W, 79-71	Worster	Hoiberg	Williams	Gary	Büyüktuncel
No. 25 Maryland	2/13	L, 75-83	Worster	Hoiberg	Williams	Gary	Morgan
at Northwestern	2/16	W, 68-64	Worster	Hoiberg	Williams	Gary	Morgan
at Penn State	2/19	L, 72-89	Worster	Hoiberg	Williams	Gary	Morgan
No. 15 Michigan	2/24	L, 46-49	Worster	Williams	Gary	Büyüktuncel	Meah
Minnesota	3/1	L, 65-67	Hoiberg	Williams	Gary	Büyüktuncel	Meah
at Ohio State	3/4	L, 114-116 (2OT)	Worster	Hoiberg	Williams	Gary	Büyüktuncel
Iowa	3/9	L, 68-83	Worster	Hoiberg	Williams	Gary	Büyüktuncel
vs. Arizona State	3/31	W, 86-78	Hoiberg	Williams	Gary	Büyüktuncel	Morgan
vs. Georgetown	4/2	W, 81-69	Hoiberg	Williams	Gary	Jacobsen	Büyüktuncel
vs. Boise State	4/5	W, 79-69	Hoiberg	Williams	Gary	Jacobsen	Büyüktuncel

2024-25 SUPERLATIVES

NEBRASKA TEAM GAME HIGHS

POINTS	114	at Ohio St. (03/04/25)
	103	NORTH FLORIDA (12/01/24)
	96	SOUTH DAKOTA (11/27/24)
FIELD GOALS MADE	41	at Ohio St. (03/04/25)
	40	NORTH FLORIDA (12/01/24)
FIELD GOAL ATTEMPTS	78	ILLINOIS (01/30/25)
	77	at Ohio St. (03/04/25)
FIELD GOAL PERCENTAGE	.612 (30-49)	INDIANA (12/13/24)
	.580 (40-69)	NORTH FLORIDA (12/01/24)
3 PT FIELD GOALS MADE	13	SOUTHERN U. (12/30/24)
	13	SOUTH DAKOTA (11/27/24)
3 PT FG ATTEMPTS	33	SOUTH DAKOTA (11/27/24)
	30	at Wisconsin (01/26/25)
	30	SOUTHERN U. (12/30/24)
3 PT FG PERCENTAGE	.632 (12-19)	vs Boise St. (04/05/25)
	.579 (11-19)	at Washington (02/05/25)
FREE THROWS MADE	25	UCLA (01/04/25)
	25	vs Saint Mary's (CA) (11/17/24)
	25	UTRGV (11/04/24)
FREE THROW ATTEMPTS	35	UTRGV (11/04/24)
	30	at Creighton (11/22/24)
FREE THROW PERCENTAGE	.941 (16-17)	MARYLAND (02/13/25)
	.909 (10-11)	at Purdue (01/12/25)
	.909 (10-11)	at Hawaii (12/23/24)
REBOUNDS	48	SOUTHERN U. (12/30/24)
	43	MICHIGAN (02/24/25)
	43	SOUTH DAKOTA (11/27/24)
	43	FDU (11/13/24)
ASSISTS	24	SOUTH DAKOTA (11/27/24)
	22	Two Times
STEALS	12	NORTH FLORIDA (12/01/24)
	11	Four Times
BLOCKED SHOTS	6	Four Times
TURNOVERS	18	BETHUNE-COOKMAN (11/09/24)
	17	at Purdue (01/12/25)
FOULS	29	at Ohio St. (03/04/25)
	22	at Creighton (11/22/24)

OPPONENT TEAM GAME HIGHS

POINTS	116	at Ohio St. (03/04/25)
	104	at Purdue (01/12/25)
	97	at Iowa (01/07/25)
FIELD GOALS MADE	41	at Purdue (01/12/25)
	36	at Ohio St. (03/04/25)
FIELD GOAL ATTEMPTS	73	ILLINOIS (01/30/25)
	72	at Northwestern (02/16/25)
FIELD GOAL PERCENTAGE	.631 (41-65)	at Purdue (01/12/25)
	.607 (34-56)	at Penn St. (02/19/25)
3 PT FIELD GOALS MADE	19	at Purdue (01/12/25)
	17	at Wisconsin (01/26/25)
	17	at Iowa (01/07/25)
3 PT FG ATTEMPTS	43	NORTH FLORIDA (12/01/24)
	42	ILLINOIS (01/30/25)
	42	at Creighton (11/22/24)
3 PT FG PERCENTAGE	.576 (19-33)	at Purdue (01/12/25)
	.486 (17-35)	at Iowa (01/07/25)
FREE THROWS MADE	32	at Ohio St. (03/04/25)
	22	at Iowa (01/07/25)
	22	at Michigan St. (12/07/24)
FREE THROW ATTEMPTS	44	at Ohio St. (03/04/25)
	27	SOUTH DAKOTA (11/27/24)
FREE THROW PERCENTAGE	.957 (22-23)	at Michigan St. (12/07/24)
	.938 (15-16)	vs Oregon St. (12/25/24)
REBOUNDS	58	ILLINOIS (01/30/25)
	50	MICHIGAN (02/24/25)
ASSISTS	32	at Purdue (01/12/25)
	23	at Iowa (01/07/25)
STEALS	12	vs Saint Mary's (CA) (11/17/24)
	11	at Penn St. (02/19/25)
	11	at Purdue (01/12/25)
BLOCKED SHOTS	8	at Maryland (01/19/25)
	7	ILLINOIS (01/30/25)
TURNOVERS	22	BETHUNE-COOKMAN (11/09/24)
	20	UTRGV (11/04/24)
FOULS	27	UTRGV (11/04/24)
	24	UCLA (01/04/25)

NEBRASKA TEAM GAME LOWS

POINTS	46	MICHIGAN (02/24/25)
	52	at Michigan St. (12/07/24)
	55	at Wisconsin (01/26/25)
FIELD GOALS MADE	16	MICHIGAN (02/24/25)
	17	UCLA (01/04/25)
FIELD GOAL ATTEMPTS	45	at Northwestern (02/16/25)
	47	vs Oregon St. (12/25/24)
FIELD GOAL PERCENTAGE	.258 (16-62)	MICHIGAN (02/24/25)
	.327 (17-52)	UCLA (01/04/25)
3 PT FIELD GOALS MADE	4	Five Times
3 PT FG ATTEMPTS	14	INDIANA (12/13/24)
	16	at Creighton (11/22/24)
	16	at Maryland (01/19/25)
3 PT FG PERCENTAGE	.174 (4-23)	at Oregon (02/02/25)
	.182 (4-22)	BETHUNE-COOKMAN (11/09/24)
	.182 (4-22)	at Michigan St. (12/07/24)
FREE THROWS MADE	3	at Wisconsin (01/26/25)
	6	at Maryland (01/19/25)
FREE THROW ATTEMPTS	8	at Wisconsin (01/26/25)
	9	vs Murray St. (12/22/24)
FREE THROW PERCENTAGE	.375 (3-8)	at Wisconsin (01/26/25)
	.545 (6-11)	at Maryland (01/19/25)
	.545 (12-22)	at Iowa (01/07/25)
REBOUNDS	19	at Michigan St. (12/07/24)
	20	at Purdue (01/12/25)
ASSISTS	5	MICHIGAN (02/24/25)
	6	vs Murray St. (12/22/24)
STEALS	2	OHIO ST. (02/09/25)
	3	Four Times
BLOCKED SHOTS	0	at Michigan St. (12/07/24)
	0	vs Oregon St. (12/25/24)
TURNOVERS	6	Five Times
FOULS	7	MINNESOTA (03/01/25)
	10	at Purdue (01/12/25)

OPPONENT TEAM GAME LOWS

POINTS	43	SOUTHERN U. (12/30/24)
	49	vs Murray St. (12/22/24)
	49	MICHIGAN (02/24/25)
FIELD GOALS MADE	17	Three Times
FIELD GOAL ATTEMPTS	47	at Hawaii (12/23/24)
	52	at Creighton (11/22/24)
FIELD GOAL PERCENTAGE	.254 (17-67)	SOUTHERN U. (12/30/24)
	.295 (18-61)	MICHIGAN (02/24/25)
3 PT FIELD GOALS MADE	3	SOUTHERN U. (12/30/24)
	4	UCLA (01/04/25)
3 PT FG ATTEMPTS	15	MARYLAND (02/13/25)
	20	Four times
3 PT FG PERCENTAGE	.125 (3-24)	SOUTHERN U. (12/30/24)
	.143 (4-28)	UCLA (01/04/25)
FREE THROWS MADE	3	at Purdue (01/12/25)
	3	MINNESOTA (03/01/25)
FREE THROW ATTEMPTS	5	MINNESOTA (03/01/25)
	6	at Purdue (01/12/25)
FREE THROW PERCENTAGE	.375 (6-16)	SOUTHERN U. (12/30/24)
	.500 (3-6)	at Purdue (01/12/25)
	.500 (7-14)	RUTGERS (01/16/25)
REBOUNDS	24	vs Oregon St. (12/25/24)
	26	vs Murray St. (12/22/24)
ASSISTS	5	at Hawaii (12/23/24)
	7	vs Murray St. (12/22/24)
	7	ILLINOIS (01/30/25)
STEALS	1	at Washington (02/05/25)
	2	NORTH FLORIDA (12/01/24)
	2	vs Arizona St. (03/31/25)
BLOCKED SHOTS	0	UTRGV (11/04/24)
	1	Six Times
TURNOVERS	4	IOWA (03/09/25)
	6	OHIO ST. (02/09/25)
FOULS	10	at Purdue (01/12/25)
	11	at Wisconsin (01/26/25)

2024-25 SUPERLATIVES

WON/LOSS MARGIN

	1	2	3	4	5	6	7	8	9	10	11	12	13	14	15	16	17	18	19	20	+20
Husker Wins	0	0	0	1	1	2	0	3	0	1	1	2	0	2	0	0	3	0	0	1	3
Husker Losses	0	2	4	0	1	0	0	1	0	1	0	0	0	0	1	0	1	0	0	0	3

2024-25 INDIVIDUAL GAME HIGHS

Points	43	Williams,Brice at Ohio St. (03/04/25)
	32	Williams,Brice at Hawaii (12/23/24)
	30	Williams,Brice vs Arizona St. (03/31/25)
	30	Williams,Brice vs Indiana (12/13/24)
Field Goals Made	16	Williams,Brice at Ohio St. (03/04/25)
	11	Gary,Juwan vs Southern California (01/22/25)
Field Goal Att.	29	Williams,Brice at Ohio St. (03/04/25)
	26	Williams,Brice vs Illinois (01/30/25)
FG Pct (min 5 made)	1.000 (8-8)	Morgan,Andrew at Penn St. (02/19/25)
	1.000 (6-6)	Meah,Braxton vs South Dakota (11/27/24)
3-Point FG Made	6	Essegian,Connor vs Southern U. (12/30/24)
	6	Essegian,Connor vs North Florida (12/01/24)
	6	Essegian,Connor vs South Dakota (11/27/24)
3-Point FG Att.	15	Essegian,Connor vs South Dakota (11/27/24)
	12	Essegian,Connor vs Southern U. (12/30/24)
3-Pt FG Pct (min 2 made)	1.000 (4-4)	Gary,Juwan vs Boise St. (04/05/25)
	1.000 (2-2)	Jacobsen,Cale vs Boise St. (04/05/25)
	1.000 (2-2)	Hoiberg,Sam vs Michigan (02/24/25)
	1.000 (2-2)	Hoiberg,Sam at Maryland (01/19/25)
	1.000 (2-2)	Buyuktuncel,Berke at Maryland (01/19/25)
	1.000 (2-2)	Griffiths,Gavin vs Southern U. (12/30/24)
Free Throws Made	11	Williams,Brice vs UCLA (01/04/25)
	11	Williams,Brice vs Saint Mary's (CA) (11/17/24)
Free Throw Att.	13	Williams,Brice vs Arizona St. (03/31/25)
	12	Gary,Juwan at Oregon (02/02/25)
	12	Williams,Brice vs UCLA (01/04/25)
FT Pct (min 3 made)	1.000 (11-11)	Williams,Brice vs Saint Mary's (CA) (11/17/24)
	1.000 (8-8)	Williams,Brice at Hawaii (12/23/24)
	1.000 (8-8)	Williams,Brice at Creighton (11/22/24)
	1.000 (7-7)	Williams,Brice vs Georgetown (04/02/25)
	1.000 (7-7)	Gary,Juwan at Northwestern (02/16/25)
	1.000 (7-7)	Williams,Brice vs Maryland (02/13/25)
Rebounds	13	Gary,Juwan at Iowa (01/07/25)
	12	Morgan,Andrew vs Murray St. (12/22/24)
Assists	10	Ulis,Ahron at Maryland (01/19/25)
	6	Several Times
Steals	5	Gary,Juwan vs Bethune-Cookman (11/09/24)
	4	Hoiberg,Sam vs Arizona St. (03/31/25)
	4	Buyuktuncel,Berke at Purdue (01/12/25)
	4	Hoiberg,Sam vs North Florida (12/01/24)
	4	Worster,Rollie vs UTRGV (11/04/24)
Blocked Shots	3	Gary,Juwan vs Boise St. (04/05/25)
	3	Morgan,Andrew at Northwestern (02/16/25)
	3	Buyuktuncel,Berke vs Saint Mary's (CA) (11/17/24)
Turnovers	6	Williams,Brice vs Bethune-Cookman (11/09/24)
Fouls	5	Gary,Juwan vs Iowa (03/09/25)
	5	Hoiberg,Sam vs Iowa (03/09/25)
	5	Worster,Rollie at Ohio St. (03/04/25)
	5	Buyuktuncel,Berke at Ohio St. (03/04/25)
	5	Hoiberg,Sam at Ohio St. (03/04/25)
	5	Morgan,Andrew vs Maryland (02/13/25)
	5	Buyuktuncel,Berke at Maryland (01/19/25)
	5	Hoiberg,Sam at Iowa (01/07/25)
Minutes	49	Williams,Brice at Ohio St. (03/04/25)
	48	Gary,Juwan at Ohio St. (03/04/25)

2024-25 HUSKER LINEUPS

No.	Starting Lineup	Record
1.	Büyüktuncel, Gary, Meah, Williams, Worster	10-6
2.	Büyüktuncel, Essegian,Gary, Williams, Worster	1-0
3.	Essegian, Gary, Meah, Williams, Worster	1-1
4.	Büyüktuncel, Gary, Meah, Ulis, Williams	0-1
5.	Büyüktuncel, Gary, Hoiberg, Morgan, Williams	3-1
6.	Gary, Hoiberg, Morgan, Williams, Worster	2-2
7.	Büyüktuncel, Gary, Hoiberg, Williams, Worster	1-2
8.	Büyüktuncel, Gary, Hoiberg, Meah, Williams	0-1
9.	Büyüktuncel, Gary, Hoiberg, Jacobsen, Williams	2-0

2024-25 OPPONENT INDIVIDUAL GAME HIGHS

Points	31	Josh Dix at Iowa (01/07/25)
	30	Micah Parrish vs Ohio St. (02/09/25)
	30	Payton Sandfort at Iowa (01/07/25)
	29	Bruce Thornton at Ohio St. (03/04/25)
Field Goals Made	12	Bruce Thornton at Ohio St. (03/04/25)
	11	Nick Martinelli at Northwestern (02/16/25)
	11	Micah Parrish vs Ohio St. (02/09/25)
Field Goal Att.	25	Nick Martinelli at Northwestern (02/16/25)
	21	Micah Parrish vs Ohio St. (02/09/25)
FG Pct (min 5 made)	1.000 (5-5)	Sean Stewart at Ohio St. (03/04/25)
	1.000 (5-5)	Kody Williams at Hawaii (12/23/24)
3-Point FG Made	7	Josh Dix at Iowa (01/07/25)
	6	Ty Berry at Northwestern (02/16/25)
	6	Payton Sandfort at Iowa (01/07/25)
3-Point FG Att.	15	Ty Berry at Northwestern (02/16/25)
	13	Steven Ashworth at Creighton (11/22/24)
3-Pt FG Pct (min 2 made)	1.000 (2-2)	Nolan Winter at Wisconsin (01/26/25)
	.833 (5-6)	Brennan Rigsby vs Minnesota (03/01/25)
	.833 (5-6)	Fletcher Loyer at Purdue (01/12/25)
Free Throws Made	12	Basheer Jihad vs Arizona St. (03/31/25)
	10	Devin Royal at Ohio St. (03/04/25)
Free Throw Att.	14	Basheer Jihad vs Arizona St. (03/31/25)
	14	Devin Royal at Ohio St. (03/04/25)
FT Pct (min 3 made)	1.000 (9-9)	Wesley Yates III vs Southern California (01/22/25)
	1.000 (6-6)	Derik Queen vs Maryland (02/13/25)
Rebounds	13	Kasparas Jakucionis vs Illinois (01/30/25)
	13	Tre White vs Illinois (01/30/25)
Assists	14	Braden Smith at Purdue (01/12/25)
	9	Alvaro Cardenas vs Boise St. (04/05/25)
	9	Bruce Thornton at Ohio St. (03/04/25)
Steals	6	Ace Baldwin Jr. at Penn St. (02/19/25)
	4	TJ Bamba at Oregon (02/02/25)
	4	Wesley Yates III vs Southern California (01/22/25)
	4	Ja'Kobi Gillespie at Maryland (01/19/25)
	4	C.J. Cox at Purdue (01/12/25)
	4	Josh Dix at Iowa (01/07/25)
	4	Myles Rice vs Indiana (12/13/24)
	4	Mikey Lewis vs Saint Mary's (CA) (11/17/24)
	4	Mitchell Saxen vs Saint Mary's (CA) (11/17/24)
Blocked Shots	4	Julian Reese at Maryland (01/19/25)
	4	Owen Freeman at Iowa (01/07/25)
Turnovers	7	Alston Mason vs Arizona St. (03/31/25)
	7	Steven Ashworth at Creighton (11/22/24)
	7	Trey Miller vs UTRGV (11/04/24)
Fouls	5	RJ Keene vs Boise St. (04/05/25)
	5	Caleb Williams vs Georgetown (04/02/25)
	5	Shawn Phillips Jr. vs Arizona St. (03/31/25)
	5	Sean Stewart at Ohio St. (03/04/25)
	5	K.J. Windham at Northwestern (02/16/25)
	5	Sean Stewart vs Ohio St. (02/09/25)
	5	TJ Bamba at Oregon (02/02/25)
	5	Owen Freeman at Iowa (01/07/25)
	5	Sebastian Mack vs UCLA (01/04/25)
	5	Kobe Johnson vs UCLA (01/04/25)
	5	Augustas Marciulioni vs Saint Mary's (CA) (11/17/24)
	5	Luke Barrett vs Saint Mary's (CA) (11/17/24)
	5	Reggie Ward Jr. vs Bethune-Cookman (11/09/24)

2024-25 GAME RECAPS

(-----Nebraska Individual Leaders-----)								
Date	Opponent	Result	Record (BIG)	Attend.	Points	Rebounds	Assists	Steals
11/4	UTRGV	W, 87-67	1-0 (0-0)	14,305	Williams (27)	Worster (9)	Worster (3)	Worster (4)
11/9	Bethune-Cookman	W, 63-58	2-0 (0-0)	15,138	Gary (11)	Gary (9)	Griffiths (3)	Gary (5)
11/13	FDU	W, 86-60	3-0 (0-0)	14,473	Gary (19)	Büyüktuncel (7)	Gary (5)	Hoiberg (3)
11/17	vs. Saint Mary's	L, 74-77	3-1 (0-0)	3,241	Williams (28)	Büyüktuncel, Morgan (5)	Gary, Ulis (2)	Büyüktuncel (3)
11/22	at No. 14 Creighton	W, 74-63	4-1 (0-0)	18,475	Williams, Gary (16)	Büyüktuncel (9)	Morgan (3)	Gary, Büyüktuncel (2)
11/27	South Dakota	W, 96-79	5-1 (0-0)	15,172	Essegian (29)	Worster (8)	Worster (6)	Williams, Hoiberg (3)
12/1	North Florida	W, 103-72	6-1 (0-0)	15,359	Essegian (22)	Morgan (9)	Williams (6)	Hoiberg (2)
12/7	at Michigan State	L, 52-89	6-2 (0-1)	14,797	Morgan (14)	Morgan (7)	Worster, Ulis (3)	Worster, Büyüktuncel (2)
12/13	Indiana	W 85-68	7-2 (1-1)	14,635	Williams (30)	Williams (6)	Williams (5)	Four players (1)
12/22	vs. Murray State	W, 66-49	8-2 (1-1)	5,049	Essegian (15)	Morgan (12)	Williams (2)	Williams, Meah (2)
12/23	at Hawai'i	W, 69-55	9-2 (1-1)	4,611	Williams (32)	Büyüktuncel (9)	Williams, Worster (3)	Büyüktuncel (3)
12/25	vs. Oregon State	W, 78-66	10-2 (1-1)	5,086	Williams (25)	Williams (7)	Williams, Worster (4)	Gary, Williams (2)
12/30	Southern	W, 77-43	11-2 (1-1)	14,885	Essegian (20)	Büyüktuncel (9)	Worster (6)	Gary, Williams, Jacobsen (1)
1/4	No. 15 UCLA	W, 66-58	12-2 (2-1)	15,167	Williams (16)	Büyüktuncel (9)	Essegian (3)	Hoiberg (3)
1/7	at Iowa	L, 87-97 (OT)	12-3 (2-2)	7,812	Williams (28)	Gary (13)	Hoiberg (3)	Five players (2)
1/12	at No. 20 Purdue	L, 68-104	12-4 (2-3)	14,876	Essegian (17)	Williams, Essegian (5)	Williams, Hoiberg (4)	Büyüktuncel (4)
1/16	Rutgers	L, 82-85	12-5 (2-4)	13,999	Williams (21)	Gary, Worster (7)	Worster (5)	Gary (2)
1/19	at Maryland	L, 66-69	12-6 (2-5)	11,069	Morgan (17)	Gary (7)	Ulis (10)	Williams (3)
1/22	USC	L, 73-78	12-7 (2-6)	14,492	Gary (27)	Worster (6)	Worster (6)	Williams, Hoiberg (2)
1/26	at No. 18 Wisconsin	L, 55-83	12-8 (2-7)	15,838	Williams (11)	Gary (9)	Worster (4)	Worster (3)
1/30	No. 18 Illinois	W, 80-74 (OT)	13-8 (3-7)	14,893	Williams (27)	Gary, Williams (8)	Williams, Ulis (4)	Gary (3)
2/2	at No. 16 Oregon	W, 77-71	14-8 (4-7)	7,848	Williams (28)	Büyüktuncel (9)	Williams (6)	Four players (1)
2/5	at Washington	W, 86-72	15-8 (5-7)	6,384	Williams (23)	Büyüktuncel (9)	Williams, Hoiberg (4)	Hoiberg (3)
2/9	Ohio State	W, 79-71	16-8 (6-7)	15,633	Williams (24)	Williams (10)	Williams (4)	Morgan, Gary (1)
2/13	No. 25 Maryland	L, 75-82	16-9 (6-8)	14,785	Gary (22)	Meah, Hoiberg, Worster (4)	Ulis (4)	Morgan, Hoiberg, Worster (1)
2/16	at Northwestern	W, 68-64	17-9 (7-8)	7,039	Williams (21)	Meah (7)	Williams, Worster (4)	Hoiberg, Williams (3)
2/19	at Penn State	L, 72-89	17-10 (7-9)	7,115	Essegian (20)	Griffiths (5)	Williams (5)	Gary (3)
2/24	No. 15 Michigan	L, 46-49	17-11 (7-10)	15,074	Williams (26)	Meah (8)	Ulis (2)	Williams, Essegian (2)
3/1	Minnesota	L, 65-67	17-12 (7-11)	15,749	Williams, Gary (21)	Four players (5)	Hoiberg, Morgan, Williams (2)	Hoiberg, Williams (3)
3/4	at Ohio State	L, 114-116	17-13 (7-12)	10,021	Williams (43)	Gary, Morgan (7)	Büyüktuncel (4)	Morgan (2)
3/9	Iowa	L, 68-83	17-14 (7-13)	15,697	Gary (24)	Gary, Worster, Büyüktuncel (7)	Worster (5)	Williams, Worster, Ulis (1)
3/31	vs. Arizona State	W, 86-78	18-14 (7-13)	2,947	Williams (30)	Hoiberg (7)	Jacobsen (5)	Hoiberg (4)
4/2	vs. Georgetown	W, 81-60	19-14 (7-13)	2,512	Williams (28)	Gary (10)	Jacobsen (4)	Jacobsen (3)
4/5	vs. Boise State	W, 79-69	20-14 (7-13)		Gary (21)	Gary (9)	Williams (6)	Morgan (2)

THE LAST TIME...

Nebraska...	A Nebraska Opponent...
Scored 100 or more points.....114; at Ohio State, 3/4/25	116; at Ohio State, 3/4/25
Scored 90 or more points.....114; at Ohio State, 3/4/25	116; at Ohio State, 3/4/25
Scored 41 to 50 points.....46; Michigan, 2/24/25	49; Michigan, 2/24/25
Scored 40 or fewer points38; at Oregon, 12/15/12	38; Southwest Minnesota State, 12/28/18
Shot 70% from the field.....723; vs. UNC Wilmington 12/5/97 (34-47)	.723; Kansas, 2/2/85 (34-47)
Shot 60% from the field......612; vs. Indiana, 12/13/24 (30-49)	.607; at Penn State, 2/19/25 (34-56)
Shot 90% from the free throw line (Min 10 attempts)......941; Maryland, 2/13/25 (16-17)	.929; at Penn State, 2/19/24 (13-14)
Made 10, 3-Point Field Goals12, vs. Boise State, 4/5/25 (12-38)	11, Iowa, 3/9/25 (11-29)
Had 60 rebounds.....60; vs. Oral Roberts, 12/22/99	70; at NC State, 12/1/21
Had 50 rebounds.....50; South Carolina State, 12/29/23	50; Michigan, 2/24/25
Had 30 assists35, vs. Northeastern Illinois, 12/21/94	32; at Purdue, 1/12/25
Had 15 steals15, Indiana, 1/3/24	16; at Creighton, 12/11/2020
Had 10 blocked shots14; at Northwestern, 1/2/18	11; at NC State, 12/1/21
Had 10 or fewer turnovers10; vs. Georgetown, 4/2/25	4; Iowa, 3/9/25
Had 20 or more turnovers.....20; South Carolina State, 12/29/23	22; Bethune-Cookman, 11/9/24
Had three players with 20 pointsvs. Iowa, 3/10/19	at Ohio State, 3/5/24
.....(Palmer Jr. 27; Watson Jr. 23; Roby 23)	(Thornton-29; Parrish-22; Royal-22; Mobley Jr.-20)
Had three players with 10 reboundsvs. Texas Tech, 1/19/00	at Kansas, 1/9/02
.....(Bradford 16, Ffriend 12, Truscott 11)	(Collision 13, Gooden 12, Simien 10)
Had five players reach double-figure points.....at North Florida, 12/1/24)	At Ohio State, 3/4/25
.....(Essegian-22, Gary-18; Williams-17; Morgan-13, Ulis-10)	(Thornton-29; Parrish-22; Royal-22; Mobley Jr.-20; Stewart-13)
Had a player score 40 points43; Brice Williams at Ohio State, 4/3/25	40; Terrence Shannon Jr., Illinois, 3/16/2024
Had a player score 30 points30; Brice Williams vs. Arizona State, 3/31/25	30, Micah Parrish, Ohio State, 2/9/25
Had a player grab 15 rebounds18; Juwan Gary at Kansas State, 12/17/2023	16; Julian Reese, Maryland, 1/27/24
Had a player dish out 10 assists.....10; Ahron Ulis at Maryland, 1/19/25	14; Braden Smith, 1/12/25
Had a player collect five steals5; Juwan Gary vs. Bethune-Cookman, 11/9/2024	6; Ace Baldwin Jr., at Penn State, 2/19/23
Had a player block five shots.....5; Isaiah Roby vs. Maryland, 2/6/18	7; Zach Edey, Purdue, 12/10/2022
Had a player with a triple double13 pt/11 reb/10 asst.; Dalano Banton vs. Doane, 12/17/20	12 pt/11 reb./10 asst.; Trayce Jackson-Davis, Indiana, 12/7/22

SPECIALITY STATS

MISC. REVIEW

Nebraska Record When:	All (W)	All(L)	H(W)	H(L)	A (W)	A (L)	Rebounds are Even	2	0	1	0	1	0
Ahead at Halftime	15	5	8	1	7	4	Committing More TOs than Opp	6	9	3	2	3	7
Behind at Halftime	4	9	1	5	3	4	Committing Fewer TOs than Opp	12	5	6	4	6	1
Tied at Halftime	1	0	1	0	0	0	Turnovers are Even	2	0	1	0	1	0
Bench Outscores Opponent's	17	8	9	4	8	4	Leading with 5:00 left	19	2	10	1	9	1
Opponent Bench Outscores NU	3	6	1	2	2	4	Trailing with 5:00 left	1	12	0	5	1	7
Bench scoring is even	0	0	0	0	0	0	Tied with 5:00 left	0	0	0	0	0	0
Shooting 50% or Better	7	2	3	0	4	2	In Overtime	1	2	1	0	0	2
Shooting Under 50%	13	12	7	6	6	6	Scoring 80 or more points	9	3	6	1	3	2
Opp. Shoots 50% or Better	0	6	0	2	0	4	Scoring 61 to 79 points	11	8	4	4	7	4
Opp. Shoots Under 50%	20	8	10	4	10	4	Scoring 60 or fewer points	0	3	0	1	0	2
Outshooting Opponent (pct.)	18	4	8	1	10	3	Allowing 80 or more points	0	9	0	3	0	6
Outshot by Opponent (pct.)	2	10	2	5	0	5	Allowing 61 to 79 points	13	4	6	2	7	2
Shooting is even	0	0	0	0	0	0	Allowing 60 or fewer points	7	1	4	1	3	0
Outrebounding Opponent	15	5	8	1	7	4							
Outrebounded by Opponent	3	9	1	5	2	4							

MISC. TOTALS

Biggest margin of victory	34, Southern (12/30)	Largest halftime lead surrendered in loss	3, at Iowa (1/7)
Biggest margin of defeat	37, at Michigan State (12/7)	Largest lead at any time	34, Southern (12/30)
Largest deficit overcome in win.....	20, at Northwestern (2/16)	Largest deficit at any time	42, at Michigan State (12/7)
Largest halftime deficit overcome in win	15, at Northwestern (2/16)	Largest runs without opponent scoring	16, vs. Murray State (14:45-8:33, 1st)
Largest lead surrendered in loss.....	15, at Iowa (1/7)	Largest opponent run without NU scoring.....	15, at Michigan State (16:10--10:01, 2nd)
			15, UCLA (9:30-4:20, 1st)

SPECIALTY STATS

Opponent	NU-Opp Paint	NU-Opp off TO	NU-Opp 2nd Ch.	NU-Opp Bench	Largest Lead	Largest Deficit	Tip	1st Sub(s)
UTRGV	40-18	26-11	10-15	27-23	20 (0:18, 2nd)	2 (9:30, 1st)	W	Essegian, Morgan
Bethune-Cookman	30-24	21-12	11-8	22-18	16 (13:55, 2nd)	6 (14:54, 1st)	L	Essegian
FDU	40-28	28-7	14-11	29-5	26 (0:06, 2nd)	1 (16:55, 1st)	W	Griffiths
Saint Mary's	28-24	11-21	10-13	18-23	5 (15:05, 2nd)	14 (13:28, 1st)	W	Morgan
at No. 14 Creighton	28-10	22-7	9-3	19-8	18 (2:53, 1st)	-	W	Morgan
South Dakota	38-36	12-18	7-13	51-35	23 (17:35, 2nd)	-	W	Essegian
North Florida	58-22	25-2	9-11	37-15	31 (1:41, 2nd)	3 (19:20, 1st)	W	Morgan
at Michigan State	24-32	14-19	3-17	22-43	-	42 (3:53, 2nd)	L	Morgan
Indiana	36-24	14-14	8-10	28-16	17 (0:30, 2nd)	4 (11:09, 1st)	L	Morgan
vs. Murray State	32-18	7-7	8-8	29-11	12 (18:50, 2nd)	-	W	Essegian, Morgan
at Hawai'i	38-26	14-11	9-9	4-21	14 (0:57, 2nd)	8 (12:22, 1st)	W	Essegian, Morgan, Hoiberg
vs. Oregon State	32-20	4-14	14-4	15-13	12 (0:09, 2nd)	4 (9:39, 1st)	L	Essegian, Morgan
Southern	22-22	9-8	5-12	40-24	34 (0:11, 2nd)	-	W	Essegian
No. 15 UCLA	20-26	17-13	11-2	23-15	13 (7:15, 2nd)	7 (16:30, 1st)	W	Essegian, Morgan
at Iowa	42-22	15-15	12-11	20-15	15 (14:54, 2nd)	11 (0:33, OT)	L	Morgan
at No. 20 Purdue	38-34	11-22	4-14	32-37	1 (18:46, 1st)	37 (1:53, 2nd)	W	Morgan
Rutgers	30-40	8-12	25-19	25-23	9 (13:40, 1st)	5 (2:29, 2nd)	L	Hoiberg, Morgan
at Maryland	32-24	14-13	9-3	34-8	5 (3:20, 1st)	9 (6:47, 2nd)	W	Essegian, Morgan
USC	42-32	6-16	9-9	23-21	6 (8:01, 1st)	6 (4:11 1st)	L	Morgan, Essegian, Worster
at No. 18 Wisconsin	20-26	3-17	10-5	21-27	-	31 (1:18, 2nd)	W	Essegian, Worster
No. 18 Illinois	44-28	17-9	12-15	21-34	10 (2:23, 1st)	-	W	Essegian
at No. 16 Oregon	34-34	12-16	6-7	13-19	15 (4:23, 1st)	2 (19:35, 1st)	L	Meah
at Washington	36-26	9-7	7-7	24-5	16 (0:41, 2nd)	13 (11:57, 1st)	W	Essegian
Ohio State	40-26	8-9	9-7	12-6	11 (0:45, 2nd)	8 (19:08, 2nd)	W	Essegian
No. 25 Maryland	26-42	16-11	9-8	4-0	3 (18:18, 1st)	11 (15:25, 2nd)	L	Essegian
at Northwestern	18-36	17-9	8-18	21-10	4 (0:01, 2nd)	20 (19:15, 2nd)	L	Essegian
at Penn State	36-52	6-16	6-11	25-12	-	26 (12:05, 2nd)	L	Essegian, Ullis
No. 15 Michigan	18-22	10-8	5-4	9-6	4 (18:20, 1st)	6 (4:25, 2nd)	L	Morgan, Hoiberg
Minnesota	36-26	19-9	15-13	16-31	2 (14:40, 1st)	19, 15:43, 2nd)	L	Morgan
at Ohio State	44-38	18-8	26-15	34-10	5 (3:51, 1st OT)	11 (12:52, 1st)	W	Essegian, Morgan
Iowa	30-34	7-7	11-12	14-34	8 (12:03, 1st)	15 (0:48, 2nd)	L	Essegian, Morgan
vs. Arizona State	44-30	24-11	7-10	20-6	12 (1:21, 2nd)	11 (18:34, 2nd)	L	Essegian
vs. Georgetown	34-18	14-7	9-4	25-14	19 (16:17, 2nd)	-	L	Essegian, Ullis, Morgan
vs. Boise State	26-28	7-11	10-6	26-12	15 (4:48, 2nd)	7 (7:57, 1st)	L	Morgan, Essegian

CONNOR ESSEGIAN

JUNIOR • GUARD • 6-4 • 190 • FORT WAYNE, IND. • WISCONSIN



2024-25 HONORS

- NU Scholar-Athlete Honor Roll (Fall, 2024)
- Academic All-Big Ten (2025)
- Wisconsin transfer who is one of the best sixth men in the Big Ten, averaging 10.4 points and 2.8 rebounds per game
- Ranks among the Big Ten leaders in 3-pointers (2.2/gm, eighth) and 3-point percentage (.372, 12th)
- Posted 16 double-figure games this season, including 17 second-half points on 7-of-9 shooting in the win over Arizona State
- Recorded his fourth 20-point game of the season at Penn State with 20 points and two assists
- Totaled eight points, four rebounds and two assists in the comeback win over Northwestern
- Finished with 14 points, four rebounds and two steals in the win over No. 18 Illinois
- Led NU with a 17-point, five-rebound effort at No. 20 Purdue
- Finished with 20 points, including six 3-pointers, against Southern
- Led NU with 15 points off the bench vs. Murray State, including five 3-pointers
- Led NU with 22 points on 8-of-10 shooting, including 6-of-8 from 3-point range, and added four boards, two assists and two steals vs. North Florida
- Became only the second player in school history - and the first since 2002 - to have 6-or-more 3-pointers in consecutive games (USD, UNF)
- Poured in a career-high 29 points, including six 3-pointers, and dished out a personal-best five assists in the win over South Dakota
- Keyed the win over No. 14 Creighton with 15 points off the bench, including six points in a second-half run after Crieghton got within seven
- Represented Armenia in the 2024 Los Angeles International Cup, the second straight summer he played for Armenia
- Averaged 13.0 points and 5.5 rebounds per game as Armenia won the LA International Cup Title, including 20 points vs. Ireland in title game
- Played in 33 games at UW in 2023-24, averaging 3.2 points per game, as the Badgers went 22-14 & reached the NCAA Tournament.
- Named to Big Ten All-Freshman team in 2022-23, as he played in all 35 games and averaged 11.7 points and 3.7 rebounds per game
- Set a Wisconsin school record for a freshman with 69 3-pointers while he was 10th in the Big Ten in 3-pointers per game and shot nearly 36 percent from beyond the arc
- Totaled 2,526 points at Central Noble High School to finish 10th all-time in the state of Indiana in scoring
- Led Central Noble to the state title game as a senior and was a finalist for Mr. Basketball, averaging 26.5 points, 6.4 rebounds and 2.3 assists per game
- Majors in journalism with a emphasis on digital media
- His grandfather's cousin was Chuck Essegian, who played baseball and football at Stanford before playing in the Major Leagues

CAREER STATS

				Field Goals		3-Point		F-Throws		Rebounds								Scoring		
SEASON	TEAM	GP-GS	MIN/AVG	FG-FGA	FG%	3FG-3FGA	3FG%	FT-FTA	FT%	OFF	DEF	TOT	AVG	PF-FO	A	TO	BLK	STL	PTS	AVG
2022-23	Wisc	35-19	959/27.4	133-329	.404	69-192	.359	76-86	.884	24	107	131	3.7	60-0	26	36	1	19	411	11.7
2023-24	Wisc	33-0	242/7.3	37-96	.385	20-66	.303	10-11	.909	2	25	27	0.8	24-0	8	12	0	4	104	3.2
2024-25	Nebr	34-3	758/22.3	117-292	.401	74-199	.372	47-57	.825	7	87	94	2.8	34-0	36	32	3	16	355	10.4
TOTAL FOR Nebr		34-3	758/22.3	117-292	.401	74-199	.372	47-57	.825	7	87	94	2.8	34-0	36	32	3	16	355	10.4
TOTAL		102-22	1958/19.2	287-717	.400	163-457	.357	133-154	.864	33	219	252	2.5	118-0	70	80	4	39	870	8.5

MISC. STATS

Category	2024-25	Career*
10+ Points	16	41
20+ Points	4	6
30+ Points	0	0
40+ Points	0	0
Double-Doubles	0	1
10+ Rebounds	0	1
10+ Assists	0	0
Led NU in Scoring	6	6
Led NU in Reb.	2	2
Led NU in Assists	1	1

*Includes Wisconsin

SEASON/CAREER HIGHS

Points	
Season:	29, South Dakota (11/27/24)
College Career:	Same
Rebounds	
Season:	6, Southern (12/30/24)
College Career:	11, at Indiana (1/14/23)
Field Goals	
Season:	10, South Dakota (11/27/24)
College Career:	10, Two times (last, 11/27/24)
3-Point Field Goals	
Season:	6, Three times (last, 12/30/24)
College Career:	Same
Free Throws	
Season:	6, at Creighton (11/22/24)
College Career:	10, at Michigan (2/14/23)
Free Throw Attempts	
Season:	9, at Creighton (11/22/24)
College Career:	9, Three times (last, 11/22/24)
Assists	
Season:	5, South Dakota (11/27/24)
College Career:	Same
Steals	
Season:	2, Six times (last, 2/24/25)
College Career:	2, Seven times (last, 2/24/25)
Blocks	
Season:	1, Three Times (3/9/25)
College Career:	1, Four Times (last, 3/9/25)
Minutes Played	
Season:	32:38, at Ohio State (3/4/25)
College Career:	39:15, at Nebraska (2/11/23)

2024-25 GAME BY GAME

Opponent	Date	GS	MIN	Total		3-Pointers		Free throws		Rebounds				PF	A	TO	BLK	STL	PTS	AVG
				FG-FGA	PCT	3FG-3FGA	PCT	FT-FTA	PCT	OFF	DEF	TOT	AVG							
UTRGV	11/04/2024		23:16	4-5	.800	3-4	.750	2-2	1.000	0	4	4	4.0	1	2	2	0	1	13	13.0
Bethune-Cookman	11/09/2024		14:11	2-6	.333	0-3	.000	4-4	1.000	1	1	2	3.0	1	0	1	0	0	8	10.5
FDU	11/13/2024	*	16:31	2-9	.222	2-7	.286	2-2	1.000	0	2	2	2.7	3	0	1	0	0	8	9.7
vs Saint Mary's (CA)	11/17/2024		21:02	2-6	.333	2-6	.333	2-2	1.000	0	3	3	2.8	0	0	1	0	0	8	9.3
at Creighton	11/22/2024		21:20	4-6	.667	1-2	.500	6-9	.667	0	2	2	2.6	0	0	0	0	0	15	10.4
South Dakota	11/27/2024		32:36	10-22	.455	6-15	.400	3-3	1.000	0	2	2	2.5	2	5	1	0	0	29	13.5
North Florida	12/01/2024	*	21:12	8-10	.800	6-8	.750	0-0	.000	0	4	4	2.7	2	2	1	0	2	22	14.7
at Michigan St.	12/07/2024	*	19:37	0-2	.000	0-2	.000	1-2	.500	0	1	1	2.5	1	0	0	0	0	1	13.0
Indiana	12/13/2024		27:42	4-7	.571	2-3	.667	3-4	.750	0	3	3	2.6	1	0	1	0	0	13	13.0
vs Murray St.	12/22/2024		32:05	5-13	.385	5-10	.500	0-0	.000	0	2	2	2.5	0	0	3	0	0	15	13.2
at Hawaii	12/23/2024		20:48	1-4	.250	0-1	.000	0-0	.000	1	1	2	2.5	0	0	0	0	0	2	12.2
vs Oregon St.	12/25/2024		24:59	2-8	.250	2-6	.333	1-2	.500	0	2	2	2.4	1	0	0	0	0	7	11.8
Southern U.	12/30/2024		26:45	6-13	.462	6-12	.500	2-2	1.000	0	6	6	2.7	4	0	3	0	0	20	12.4
UCLA	01/04/2025		20:41	0-6	.000	0-6	.000	2-2	1.000	0	3	3	2.7	0	3	1	0	2	2	11.6
at Iowa	01/07/2025		24:59	2-7	.286	2-6	.333	0-0	.000	1	3	4	2.8	3	2	0	0	2	6	11.3
at Purdue	01/12/2025		21:46	6-13	.462	3-10	.300	2-3	.667	0	5	5	2.9	0	3	2	0	1	17	11.6
Rutgers	01/16/2025		23:38	4-11	.364	4-7	.571	0-0	.000	0	2	2	2.9	1	1	0	0	0	12	11.6
at Maryland	01/19/2025		12:55	2-4	.500	2-4	.500	0-0	.000	0	1	1	2.8	0	0	2	0	0	6	11.3
Southern California	01/22/2025		25:10	5-8	.625	3-6	.500	2-2	1.000	1	0	1	2.7	1	0	1	0	0	15	11.5
at Wisconsin	01/26/2025		23:19	3-10	.300	2-7	.286	0-0	.000	0	2	2	2.7	1	2	2	1	0	8	11.4
Illinois	01/30/2025		28:04	5-14	.357	2-6	.333	2-2	1.000	0	4	4	2.7	1	2	1	1	2	14	11.5
at Oregon	02/02/2025		11:12	0-3	.000	0-2	.000	2-2	1.000	0	1	1	2.6	2	1	0	0	1	2	11.0
at Washington	02/05/2025		20:41	5-9	.556	4-5	.800	2-2	1.000	0	1	1	2.6	0	1	0	0	0	16	11.3
Ohio St.	02/09/2025		25:18	2-6	.333	1-4	.250	0-1	.000	0	4	4	2.6	0	0	0	0	0	5	11.0
Maryland	02/13/2025		08:35	0-6	.000	0-4	.000	0-0	.000	2	0	2	2.6	0	1	0	0	0	0	10.6
at Northwestern	02/16/2025		23:18	3-7	.429	2-5	.400	0-0	.000	0	4	4	2.7	0	2	1	0	1	8	10.5
at Penn St.	02/19/2025		26:51	8-15	.533	4-9	.444	0-0	.000	0	3	3	2.7	0	2	0	0	0	20	10.8
Michigan	02/24/2025		16:21	1-5	.200	0-4	.000	0-0	.000	0	2	2	2.6	1	0	0	0	2	2	10.5
Minnesota	03/01/2025		28:44	4-11	.364	3-7	.429	0-0	.000	0	5	5	2.7	1	0	0	0	0	11	10.5
at Ohio St.	03/04/2025		32:38	5-13	.385	3-7	.429	3-3	1.000	0	4	4	2.8	2	3	3	0	0	16	10.7
Iowa	03/09/2025		24:46	0-11	.000	0-8	.000	2-2	1.000	1	3	4	2.8	0	1	1	1	0	2	10.4
vs Arizona St.	03/31/2025		23:29	7-9	.778	2-4	.500	1-2	.500	0	4	4	2.8	2	0	1	0	1	17	10.6
vs Georgetown	04/02/2025		14:09	3-8	.375	1-6	.167	0-0	.000	0	1	1	2.8	1	1	2	0	1	7	10.5
vs Boise St.	04/05/2025		19:41	2-5	.400	1-3	.333	3-4	.750	0	2	2	2.8	2	2	1	0	0	8	10.4
Totals		3	758:16	117-292	.401	74-199	.372	47-57	.825	7	87	94	2.8	34	36	32	3	16	355	10.4

Player Averages

Games Played	Minutes/game	Points/game	FG Pct	3FG Pct	FT Pct	Rebounds/game	Assists/game	Turnovers/game	Assist/Turnover ratio	Steals/game	Blocks/game
34	22.3	10.4	40.1	37.2	82.5	2.8	1.1	0.9	1.1	0.5	0.1



2024-25 HONORS

- NU Scholar-Athlete Honor Roll (Fall, 2024)
- Academic All-Big Ten (2025)
- Bus Whitehead Endowed Scholarship

MISC. STATS

Category	2024-25	Career
10+ Points	2	5
20+ Points	0	0
30+ Points	0	0
40+ Points	0	0
Double-Doubles	0	0
10+ Rebounds	0	0
10+ Assists	0	0
Led NU in Scoring	0	1
Led NU in Reb.	2	6
Led NU in Assists	2	6

SEASON/CAREER HIGHS

Points		
Season:	12, Iowa (3/9/25)	
College Career:	15, Two times (1/28/23)	
Rebounds		
Season:	7, vs. Arizona State (3/31/25)	
College Career:	7, Two times (last, 3/31/25)	
Field Goals		
Season:	4, South Dakota (11/27/24)	
College Career:	6, at Maryland (1/28/23)	
3-Point Field Goals		
Season:	2, Five Times (last, 4/5/25)	
College Career:	3, at Maryland (1/28/23)	
Free Throws		
Season:	4, Two Times (last, 3/9/25)	
College Career:	5, Two times (last, 2/28/23)	
Free Throw Attempts		
Season:	5, Iowa (3/9/25)	
College Career:	6, Two times, (last 2/7/24)	
Assists		
Season:	5, Southern (12/30/24)	
College Career:	Same	
Steals		
Season:	4, Two times (last, 3/31/25)	
College Career:	4, Three times (last, 3/31/25)	
Blocks		
Season:	1, Four times (last, 2/24/25)	
College Career:	1, Eight times (last, 2/24/25)	
Minutes Played		
Season:	37:00, at Oregon (2/2/25)	
College Career:	37:01, Maryland (2/19/23)	

SAM HOIBERG

JUNIOR • GUARD • 6-0 • 185 • LINCOLN, NEB. • PIUS X

- Third-year performer who averages 4.0 points, 2.2 rebounds, 1.7 assists and a team-high 1.4 steals per game, as he is 11th in the Big Ten in steals
- Finished with 10 points against Boise State, his second double-figure effort in the last four games
- Tied career highs in rebounds (seven) and steals (four) while adding seven points and four assists vs. Arizona State
- Totaled a season-high 12 points, including a pair of 3-pointers, against Iowa
- Had six points on a pair of 3-pointers, four rebounds and a blocked shot vs. No. 15 Michigan
- Totaled seven points, four assists, three steals and three boards in NU's win at Washington
- Made his first start of the year at No. 18 Wisconsin, finishing with six points, three assists and two boards in a season-high 29:35
- Had eight points on 3-of-3 shooting, including a pair of 3-pointers, and an assist in 16 minutes at Maryland
- Finished with seven points, four assists and two steals in the loss at No. 20 Purdue
- Played one of his best games of the year against No. 15 UCLA with seven points, three rebounds, two assists and three steals
- Dished out a career high five assists and had four rebounds in the win over Southern
- Totaled five points, three rebounds and two assists in 25 minutes vs. Oregon State
- Finished with seven points, three rebounds and a career-high four steals in 15 minutes against North Florida
- Scored nine points on 4-of-6 shooting with three steals in 24 minutes against South Dakota
- Played in all 34 games in 2023-24, averaging 3.4 points, 2.9 rebounds and 1.7 assists per game while posting a 2.5-to-1 assist-to-turnover ratio
- Tied his career scoring high against Lindenwood in the 2023-24 season opener, matching his career high with 15 points
- Played in 21 contests in 2022-23 and was one of NU's top guards off the bench as he averaged 4.1 points per game on 55 percent shooting
- Poured in a career-high 15 points on 6-of-8 shooting in 26 minutes at Maryland on Jan. 27, 2023
- Garnered honorable-mention all-state honors as a senior, averaging 14.9 points, 4.2 rebounds and 3.8 assists at Lincoln Pius X High School in 2020-21, helping the school to an 18-4 record and a berth in the Class A (largest class) state tournament
- Sports communications major who was an academic all-district selection in 2024
- Is the son of NU Head Coach Fred Hoiberg, who played collegiately at Iowa State and in the NBA for a decade, while his oldest brother, Jack, played at both Michigan State (2017-21) and Texas Arlington (2021-22) and works in the San Antonio Spurs organization in the video department

CAREER STATS

		Field Goals		3-Point		F-Throws		Rebounds		PF-FO		A		TO BLK STL		Scoring	
SEASON	TEAM	GP-GS	MIN/AVG	FG-FGA	FG%	3FG-3FGA	3FG%	FT-FTA	FT%	OFF	DEF	TOT	AVG	PF	FO	PTS	AVG
2022-23	Nebr	21-1	267/12.7	27-49	.551	9-22	.409	23-28	.821	8	30	38	1.8	19-0	7	86	4.1
2023-24	Nebr	34-0	669/19.7	37-98	.378	15-49	.306	26-38	.684	19	79	98	2.9	67-0	59	115	3.4
2024-25	Nebr	34-14	780/22.9	46-103	.447	20-55	.364	24-28	.857	9	67	76	2.2	69-3	58	136	4.0
TOTAL		89-15	1716/19.3	110-250	.440	44-126	.349	73-94	.777	36	176	212	2.4	155-3	124	337	3.8

2024-25 GAME BY GAME

Opponent	Date	GS	MIN	Total		3-Pointers		Free throws		Rebounds				PF	A	TO	BLK	STL	PTS	AVG	
				FG-FGA	PCT	3FG-3FGA	PCT	FT-FTA	PCT	OFF	DEF	TOT	AVG								
UTRGV	11/04/2024		12:23	0-1	.000	0-0	.000	0-0	.000	0	0	0	0.0	1	0	1	0	0	0.0		
Bethune-Cookman	11/09/2024		18:24	0-5	.000	0-3	.000	0-1	.000	0	2	2	1.0	1	1	0	0	3	0.0		
FDU	11/13/2024		23:20	1-4	.250	0-0	.000	0-0	.000	2	3	5	2.3	0	3	1	0	3	2	0.7	
vs Saint Mary's (CA)	11/17/2024		16:06	0-0	.000	0-0	.000	0-0	.000	1	1	2	2.3	0	0	1	0	1	0	0.5	
at Creighton	11/22/2024		14:53	0-1	.000	0-0	.000	0-0	.000	0	2	2	2.2	3	0	0	1	0	0	0.0	
South Dakota	11/27/2024		23:47	4-6	.667	1-2	.500	0-0	.000	0	2	2	2.2	1	1	2	0	3	9	1.8	
North Florida	12/01/2024		15:32	3-3	1.000	1-1	1.000	0-0	.000	0	3	3	2.3	0	1	0	0	4	7	2.6	
at Michigan St.	12/07/2024		10:20	0-1	.000	0-1	.000	2-2	1.000	0	2	2	2.3	3	0	0	0	0	2	2.5	
Indiana	12/13/2024		15:03	0-0	.000	0-0	.000	2-2	1.000	0	1	1	2.1	0	2	1	0	1	2	2.4	
vs Murray St.	12/22/2024		22:35	1-3	.333	0-1	.000	0-0	.000	0	1	1	2.0	0	1	1	0	1	2	2.4	
at Hawaii	12/23/2024		20:35	1-2	.500	0-1	.000	0-0	.000	0	0	0	1.8	1	1	1	0	1	2	2.4	
vs Oregon St.	12/25/2024		25:08	1-1	1.000	1-1	1.000	2-2	1.000	1	2	3	1.9	2	2	1	0	1	5	2.6	
Southern U.	12/30/2024		17:29	1-2	.500	0-1	.000	0-0	.000	0	4	4	2.1	3	5	1	0	0	2	2.5	
UCLA	01/04/2025		22:21	2-3	.667	1-2	.500	2-2	1.000	0	3	3	2.1	2	2	0	0	3	7	2.9	
at Iowa	01/07/2025		25:19	2-2	1.000	1-1	1.000	1-2	.500	0	5	5	2.3	5	3	4	0	1	6	3.1	
at Purdue	01/12/2025		23:00	3-3	1.000	1-1	1.000	0-0	.000	1	0	1	2.3	2	4	1	0	2	7	3.3	
Rutgers	01/16/2025		16:49	0-1	.000	0-0	.000	0-0	.000	1	0	1	2.2	2	3	1	0	1	0	3.1	
at Maryland	01/19/2025		16:21	3-3	1.000	2-2	1.000	0-0	.000	0	1	1	2.1	3	1	0	0	0	8	3.4	
Southern California	01/22/2025		14:29	1-3	.333	0-1	.000	0-0	.000	0	1	1	2.1	4	0	0	0	2	2	3.3	
at Wisconsin	01/26/2025	*	29:35	2-3	.667	2-3	.667	0-0	.000	0	2	2	2.1	1	3	1	0	0	6	3.5	
Illinois	01/30/2025	*	35:14	1-3	.333	1-1	1.000	0-0	.000	1	2	3	2.1	4	0	0	0	1	3	3.4	
at Oregon	02/02/2025	*	37:00	1-5	.200	0-4	.000	0-0	.000	0	2	2	2.1	2	1	2	0	0	2	3.4	
at Washington	02/05/2025	*	33:05	2-4	.500	0-0	.000	3-3	1.000	0	3	3	2.1	1	4	0	1	3	7	3.5	
Ohio St.	02/09/2025	*	30:24	0-2	.000	0-1	.000	4-4	1.000	1	1	2	2.1	2	3	1	0	0	4	3.5	
Maryland	02/13/2025	*	30:21	2-5	.400	1-3	.333	0-0	.000	0	4	4	2.2	2	1	1	1	1	5	3.6	
at Northwestern	02/16/2025	*	25:09	0-1	.000	0-1	.000	0-0	.000	0	2	2	2.2	3	3	1	0	3	0	3.5	
at Penn St.	02/19/2025	*	13:09	0-1	.000	0-1	.000	0-0	.000	0	0	0	2.1	1	1	4	0	1	0	3.3	
Michigan	02/24/2025		20:26	2-2	1.000	2-2	1.000	0-0	.000	0	4	4	2.2	3	0	0	1	0	6	3.4	
Minnesota	03/01/2025	*	31:07	2-3	.667	0-1	.000	0-0	.000	0	2	2	2.2	1	2	1	0	3	4	3.4	
at Ohio St.	03/04/2025	*	24:43	2-5	.400	1-3	.333	0-0	.000	0	3	3	2.2	5	1	1	0	1	5	3.5	
Iowa	03/09/2025	*	31:04	3-9	.333	2-7	.286	4-5	.800	0	1	1	2.2	5	1	0	0	0	12	3.8	
vs Arizona St.	03/31/2025	*	34:05	2-4	.500	1-2	.500	2-2	1.000	1	6	7	2.3	4	4	3	0	4	7	3.9	
vs Georgetown	04/02/2025	*	25:00	1-6	.167	0-4	.000	0-0	.000	0	1	1	2.3	2	3	1	0	1	2	3.8	
vs Boise St.	04/05/2025	*	25:33	3-6	.500	2-4	.500	2-3	.667	0	1	1	2.2	0	1	2	0	1	10	4.0	
Totals			14	779:48	46-103	.447	20-55	.364	24-28	.857	9	67	76	2.2	69	58	34	4	46	136	4.0

Player Averages

Games Played	Minutes/game	Points/game	FG Pct	3FG Pct	FT Pct	Rebounds/game	Assists/game	Turnovers/game	Assist/Turnover ratio	Steals/game	Blocks/game
34	22.9	4.0	44.7	36.4	85.7	2.2	1.7	1.0	1.7	1.4	0.1



2024-25 HONORS

AHRON ULIS

SENIOR • GUARD • 6-3 • 190 • CHICAGO, ILL. • IOWA

- Shares point guard duties and averages 2.4 points, 1.3 rebounds and 1.6 assists per game while posting a 2.9-to-1 assist-to-turnover ratio
- Was outstanding off the bench against Boise State, finishing with eight points, a season-high five rebounds and two assists in 19 minutes
- Had six points and two assists in 14 minutes in the win over Georgetown
- Finished with four points and two rebounds in six minutes in the double-overtime loss at Ohio State
- Had four assists and a steal in 21 minutes at Penn State
- Dished out four assists in 13 minutes off the bench against No. 25 Maryland
- Played a key role off the bench against No. 18 Illinois with two points and four assists in 11 minutes off the bench.
- Dished out a career-high 10 assists - the most by a Husker since March 1, 2022 - along with three points, four boards and two steals at Maryland
- Finished with six points on 3-of-4 shooting at No. 20 Purdue
- Had three points, two assists and two rebounds in 17 minutes in the win over Indiana
- Tied for the team high with three assists in 14 minutes at Michigan State
- Reached double figures for the first time as a Husker against North Florida with 10 points, three assists and two steals
- Made a significant impact in NU's win over FDU with eight points, three assists and three boards in 20 minutes off the bench
- Sat out the 2023-24 season after spending three seasons at Iowa, helping the Hawkeyes to three-straight NCAA Tournaments
- Started 27 games in 2022-23, averaging 6.1 points, 2.1 assists and 1.6 rebounds per game
- Had a career-high 17 points on 8-of-10 shooting at Michigan State, which was one of five double-figure efforts that season
- Ulis was a two-time East Suburban Catholic Conference (ESCC) Player of the Year and was named to the AP All-State Class 4A First Team as a senior at Marian Catholic
- Averaged 20.3 points, 4.1 rebounds and 2.8 assists per game as a senior and totaled over 1,500 career points to rank second on the school's all-time scoring list
- Led Marian Catholic to its first third-place finish at the Illinois 3A state championship, as well as sectional and super-sectional championships in 2019
- His older brother (Tyler) was a consensus All-American at Kentucky in 2016 and the No. 34 overall pick by the Phoenix Suns in the 2016 NBA Draft

MISC. STATS

Category	2024-25	Career*
10+ Points	1	8
20+ Points	0	0
30+ Points	0	0
40+ Points	0	0
Double-Doubles	0	0
10+ Rebounds	0	0
10+ Assists	1	1
Led NU in Scoring	0	0
Led NU in Reb.	0	0
Led NU in Assists	6	6

*-Includes Iowa

SEASON/CAREER HIGHS

Points		
Season:	10, North Florida (12/1/24)	
College Career:	17, at Michigan State (1/26/23)	
Rebounds		
Season:	5, Two Times (last, 4/5/25)	
College Career:	7, Iowa State (12/8/22)	
Field Goals		
Season:	4, Two times (last, 12/1/24)	
College Career:	8, at Michigan State (1/26/23)	
3-Point Field Goals		
Season:	2, vs. Boise State (4/5/25)	
College Career:	2, Five times (last, 4/5/25)	
Free Throws		
Season:	3, Bethune-Cookman (11/9/24)	
College Career:	7, Two times (last, 1/31/22)	
Free Throw Attempts		
Season:	4, Bethune-Cookman (11/9/24)	
College Career:	8, Two times (last, 1/31/22)	
Assists		
Season:	10, at Maryland (1/19/25)	
College Career:	Same	
Steals		
Season:	2, Two Times (last, 1/19/25)	
College Career:	3, Illinois (12/6/21)	
Blocks		
Season:	None	
College Career:	1, Five times (last, 2/12/23)	
Minutes Played		
Season:	27:27, at Maryland (1/19/25)	
College Career:	35:46, Iowa State (12/8/22)	

CAREER STATS

				Field Goals		3-Point		F-Throws		Rebounds								Scoring		
SEASON	TEAM	GP-GS	MIN/AVG	FG-FGA	FG%	3FG-3FGA	3FG%	FT-FTA	FT%	OFF	DEF	TOT	AVG	PF-FO	A	TO	BLK	STL	PTS	AVG
2020-21	Iowa	17-0	120/7.0	5-15	.333	0-3	.000	18-20	.900	6	9	15	0.9	8-0	20	6	1	1	28	1.6
2021-22	Iowa	35-0	486/13.9	34-100	.340	4-12	.333	38-48	.792	19	50	69	2.0	41-0	73	32	0	19	110	3.1
2022-23	Iowa	32-27	722/22.6	72-182	.396	22-69	.319	29-41	.707	6	44	50	1.6	42-0	67	35	4	17	195	6.1
2024-25	Nebr	30-1	338/11.3	29-80	.363	6-26	.231	9-20	.450	13	27	40	1.3	32-0	47	16	0	15	73	2.4
TOTAL FOR Nebr		30-1	338/11.3	29-80	.363	6-26	.231	9-20	.450	13	27	40	1.3	32-0	47	16	0	15	73	2.4
TOTAL		114-28	1666/14.6	140-377	.371	32-110	.291	94-129	.729	44	130	174	1.5	123-0	207	89	5	52	406	3.6

2024-25 GAME BY GAME

Opponent	Date	GS	MIN	Total		3-Pointers		Free throws		Rebounds				PF	A	TO	BLK	STL	PTS	AVG
				FG-FGA	PCT	3FG-3FGA	PCT	FT-FTA	PCT	OFF	DEF	TOT	AVG							
UTRGV	11/04/2024		10:35	0-1	.000	0-1	.000	0-0	.000	1	1	2	2.0	1	2	0	0	1	0	0.0
Bethune-Cookman	11/09/2024		16:41	1-5	.200	0-3	.000	3-4	.750	3	2	5	3.5	2	1	0	0	0	5	2.5
FDU	11/13/2024		19:38	4-5	.800	0-1	.000	0-1	.000	0	3	3	3.3	3	3	1	0	1	8	4.3
vs Saint Mary's (CA)	11/17/2024		14:17	0-5	.000	0-1	.000	0-0	.000	1	2	3	3.3	2	2	1	0	0	0	3.3
at Creighton	11/22/2024		11:08	1-3	.333	0-1	.000	0-1	.000	0	0	0	2.6	1	0	1	0	1	2	3.0
South Dakota	11/27/2024		11:24	1-4	.250	1-2	.500	0-1	.000	1	1	2	2.5	0	1	2	0	1	3	3.0
North Florida	12/01/2024		22:01	4-7	.571	1-2	.500	1-2	.500	0	1	1	2.3	1	3	0	0	2	10	4.0
at Michigan St.	12/07/2024		13:49	0-3	.000	0-2	.000	0-0	.000	0	1	1	2.1	3	3	0	0	0	0	3.5
Indiana	12/13/2024		16:41	1-4	.250	1-2	.500	0-2	.000	0	2	2	2.1	1	2	1	0	1	3	3.4
UCLA	01/04/2025		09:19	1-1	1.000	0-0	.000	0-0	.000	0	0	0	1.9	1	1	0	0	0	2	3.3
at Iowa	01/07/2025		07:23	0-0	.000	0-0	.000	0-0	.000	0	0	0	1.7	0	1	1	0	0	0	3.0
at Purdue	01/12/2025		15:25	3-4	.750	0-1	.000	0-0	.000	0	0	0	1.6	1	0	1	0	0	6	3.3
Rutgers	01/16/2025		06:23	1-2	.500	0-0	.000	0-1	.000	2	0	2	1.6	1	0	0	0	1	2	3.2
at Maryland	01/19/2025		27:27	1-6	.167	0-1	.000	1-2	.500	0	4	4	1.8	1	10	1	0	2	3	3.1
Southern California	01/22/2025	*	14:21	0-1	.000	0-0	.000	0-0	.000	0	3	3	1.9	1	0	2	0	0	0	2.9
at Wisconsin	01/26/2025		06:28	1-3	.333	1-3	.333	0-0	.000	0	0	0	1.8	0	0	0	0	0	3	2.9
Illinois	01/30/2025		11:16	1-2	.500	0-0	.000	0-0	.000	0	1	1	1.7	2	4	0	0	1	2	2.9
at Oregon	02/02/2025		03:09	0-0	.000	0-0	.000	0-0	.000	0	0	0	1.6	1	0	1	0	1	0	2.7
at Washington	02/05/2025		00:30	0-0	.000	0-0	.000	0-0	.000	0	0	0	1.5	0	0	0	0	0	0	2.6
Ohio St.	02/09/2025		01:50	0-1	.000	0-0	.000	0-0	.000	0	0	0	1.5	0	0	0	0	0	0	2.5
Maryland	02/13/2025		13:53	1-2	.500	0-0	.000	0-0	.000	0	1	1	1.4	0	4	0	0	0	2	2.4
at Northwestern	02/16/2025		03:02	0-0	.000	0-0	.000	0-0	.000	0	0	0	1.4	2	0	1	0	0	0	2.3
at Penn St.	02/19/2025		21:39	0-2	.000	0-0	.000	0-1	.000	0	0	0	1.3	2	4	0	0	1	0	2.2
Michigan	02/24/2025		03:49	0-1	.000	0-0	.000	0-0	.000	0	1	1	1.3	0	2	0	0	0	0	2.1
Minnesota	03/01/2025		01:50	0-0	.000	0-0	.000	0-0	.000	0	0	0	1.2	0	0	0	0	0	0	2.0
at Ohio St.	03/04/2025		06:19	1-1	1.000	0-0	.000	2-3	.667	2	0	2	1.3	3	0	0	0	0	4	2.1
Iowa	03/09/2025		07:11	2-4	.500	0-0	.000	0-0	.000	0	0	0	1.2	0	0	1	0	1	4	2.2
vs Arizona St.	03/31/2025		07:29	0-2	.000	0-2	.000	0-0	.000	0	1	1	1.2	0	0	0	0	0	0	2.1
vs Georgetown	04/02/2025		13:53	3-4	.750	0-1	.000	0-0	.000	0	1	1	1.2	2	2	2	0	1	6	2.2
vs Boise St.	04/05/2025		19:02	2-7	.286	2-3	.667	2-2	1.000	3	2	5	1.3	1	2	0	0	0	8	2.4
Totals			1 337:52	29-80	.363	6-26	.231	9-20	.450	13	27	40	1.3	32	47	16	0	15	73	2.4

Player Averages

Games Played	Minutes/game	Points/game	FG Pct	3FG Pct	FT Pct	Rebounds/game	Assists/game	Turnovers/game	Assist/Turnover ratio	Steals/game	Blocks/game
30	11.3	2.4	36.3	23.1	45.0	1.3	1.6	0.5	2.9	0.5	0.0



2024-25 HONORS

- First-Team All-Big Ten (Coaches & Media, AP)
- First-Team All-Central District (NABC)
- Diamond Head Classic MVP
- Diamond Head Classic All-Tournament Team
- 3x USBWA National Player of the Week (12/16/24; 12/30/24, 2/4/25)
- AP Player of the Week (2/4/25)
- Lute Olson National Player of the Week (12/30/24)
- NCAA.com Player of the Week (12/30/24)
- 2x Big Ten Player of the Week (12/16/24, 2/4/25)

MISC. STATS

Category	2024-25	Career*
10+ Points	31	95
20+ Points	19	35
30+ Points	4	7
40+ Points	1	1
Double-Doubles	1	6
10+ Rebounds	0	6
10+ Assists	0	0
Led NU in Scoring	20	26
Led NU in Reb.	6	14
Led NU in Assists	12	24

*-Includes Charlotte

SEASON/CAREER HIGHS

Points	
Season:	43, at Ohio State (3/4/25)
College Career:	Same
Rebounds	
Season:	10, Ohio State (2/9/25)
College Career:	13, Rice (2/25/23)
Field Goals	
Season:	16, at Ohio State (3/4/25)
College Career:	Same
3-Point Field Goals	
Season:	5, Two times (last, 4/3/25)
College Career:	Same
Free Throws	
Season:	11, Two times (last, 1/4/25)
College Career:	11, Three times (last, 1/4/25)
Free Throw Attempts	
Season:	13, vs. Arizona State (3/31/25)
College Career:	14, Louisiana Tech (12/31/22)
Assists	
Season:	6, Three times (last, 4/5/25)
College Career:	9, Purdue (1/9/24)
Steals	
Season:	3, Four Times (last, 3/1/25)
College Career:	4, Indiana (1/3/24)
Blocks	
Season:	1, Five times (last, 1/19/25)
College Career:	3, Two times (last, 3/20/23)
Minutes Played	
Season:	48:49, at Ohio State (3/4/25)
College Career:	Same

BRICE WILLIAMS

SENIOR • GUARD • 6-7 • 214 • HUNTERSVILLE, N.C. • CHARLOTTE

- First-team All-Big Ten performer who averages 20.4 points, 4.1 rebounds and 2.9 assists per game, as he is second in the Big Ten in scoring.
- Has 19 games with at least 20-point games this season, including four games with at least 30 points
- Totaled 14 points, six assists and five rebounds vs. Boise State
- Totaled 28 points, three rebounds and three assists in the win over Georgetown
- Finished with 30 points, four rebounds and two assists against Arizona State
- Three-time National Player of the Week who led the Big Ten in scoring in conference play at 20.4 ppg while ranking among B1G leaders in free throws made, free throws attempted and free throw percentage
- Is one of four players in school history to score 1,000 points at Nebraska in two seasons
- Set a school record with 43 points at Ohio State, setting career bests in points, field goals (16), 3-pointers (five) and minutes (48:49), the highest scoring game in the Big Ten in 2024-25
- Led Nebraska with 26 points, including 18 in the first half, in the loss to No. 15 Michigan
- Finished with 21 points, four assists and three steals in the comeback win at Northwestern
- Collected his first double-double of the season against Ohio State with 24 points, 10 rebounds and four assists in a 79-71 win
- Finished with 23 points, including four 3-pointers, and four assists in the win at Washington
- Led NU to a win at No. 16 Oregon with a game-high 28 points, seven rebounds and six assists in a 77-71 win
- Scored eight of his game-high 27 points in overtime in the win over No. 18 Illinois while adding eight rebounds and four assists
- Led NU with 28 points, including a buzzer-beating 3-pointer to send the game to OT, and four rebounds at Iowa
- Named MVP of the Diamond Head Classic, as he had 25 points, seven rebounds, four assists and two steals vs. Oregon State
- Matched his career high in both points (32) and 3-pointers (four) and added three assists in the win at Hawai'i, finished with 21 second-half points
- Posted his first 30-point game as a Husker, going 10-of-15 from the field and adding six rebounds and five boards in the win over Indiana as he was named one of five USBWA National Players of the Week and Big Ten Player of the Week
- Averaged 13.7 points, 5.5 rebounds and 2.5 assists per game in 2023-24, as he started all 34 contests
- His late father (Henry) is Charlotte's all-time leading scorer with 2,383 points and was a second-round pick of the San Antonio Spurs in 1992 before playing in Europe for a decade

CAREER STATS

		Field Goals					3-Point		F-Throws		Rebounds				Scoring							
SEASON	TEAM	GP-GS	MIN/AVG	FG-FGA	FG%	3FG-3FGA	3FG%	FT-FTA	FT%	OFF	DEF	TOT	AVG	PF-FO	A	TO	BLK	STL	PTS	AVG		
2019-20	CLT	27-0	244/9.0	23-62	.371	9-30	.300	8-12	.667	5	35	40	1.5	18-0	4	11	7	6	63	2.3		
2020-21	CLT	25-14	738/29.5	86-182	.473	31-72	.431	40-57	.702	20	79	99	4.0	54-0	25	27	11	19	243	9.7		
2022-23	CLT	36-13	976/27.1	170-355	.479	58-146	.397	97-115	.843	28	162	190	5.3	48-1	43	46	13	20	495	13.8		
2023-24	Nebr	34-34	1011/29.7	143-322	.444	50-129	.388	119-141	.844	30	156	186	5.5	87-3	84	61	21	37	455	13.4		
2024-25	Nebr	34-34	1161/34.1	222-470	.472	65-176	.369	183-206	.888	19	119	138	4.1	59-0	97	81	10	37	692	20.4		
TOTAL FOR Nebr		68-68	2172/31.9	365-792	.461	115-305	.377	302-347	.870	49	275	324	4.8	146-3	181	142	31	74	1147	16.9		
TOTAL		156-95	4130/26.5	644-1391	.463	213-553	.385	447-531	.842	102	551	653	4.2	266-4	253	226	62	119	1948	12.5		

2024-25 GAME BY GAME

Opponent	Date	GS	MIN	Total		3-Pointers		Free throws		Rebounds				PF	A	TO	BLK	STL	PTS	AVG
				FG-FA	PCT	3FG-3FA	PCT	FT-FTA	PCT	OFF	DEF	TOT	AVG							
UTRGV	11/04/2024	*	27:47	8-18	.444	1-6	.167	10-11	.909	1	4	5	5.0	0	0	2	0	0	27	27.0
Bethune-Cookman	11/09/2024	*	25:54	2-6	.333	2-4	.500	4-5	.800	1	2	3	4.0	3	2	6	0	1	10	18.5
FDU	11/13/2024	*	26:09	2-9	.222	0-2	.000	6-7	.857	3	3	6	4.7	2	1	0	1	1	10	15.7
vs Saint Mary's (CA)	11/17/2024	*	26:43	8-12	.667	1-2	.500	11-11	1.000	0	3	3	4.3	4	1	2	1	0	28	18.8
at Creighton	11/22/2024	*	31:25	4-12	.333	0-1	.000	8-8	1.000	0	2	2	3.8	1	0	1	0	1	16	18.1
South Dakota	11/27/2024	*	27:14	7-11	.636	4-6	.667	3-4	.750	0	0	0	3.2	4	4	2	0	3	21	18.7
North Florida	12/01/2024	*	31:01	6-11	.545	2-5	.400	3-3	1.000	0	1	1	2.9	1	6	1	0	0	17	18.4
at Michigan St.	12/07/2024	*	33:36	3-7	.429	1-3	.333	4-4	1.000	0	0	0	2.5	1	0	2	0	1	11	17.5
Indiana	12/13/2024	*	34:25	10-15	.667	2-3	.667	8-11	.727	0	6	6	2.9	1	5	2	0	1	30	18.9
vs Murray St.	12/22/2024	*	29:31	4-10	.400	1-3	.333	0-0	.000	0	2	2	2.8	2	2	2	1	2	9	17.9
at Hawaii	12/23/2024	*	33:33	10-18	.556	4-5	.800	8-8	1.000	0	2	2	2.7	1	3	2	0	2	32	19.2
vs Oregon St.	12/25/2024	*	32:29	9-13	.692	1-4	.250	6-6	1.000	0	7	7	3.1	1	4	3	0	2	25	19.7
Southern U.	12/30/2024	*	29:45	3-5	.600	1-3	.333	4-5	.800	1	6	7	3.4	2	4	5	0	1	11	19.0
UCLA	01/04/2025	*	33:24	2-12	.167	1-5	.200	11-12	.917	0	6	6	3.6	1	2	3	0	1	16	18.8
at Iowa	01/07/2025	*	38:31	10-20	.500	4-9	.444	4-4	1.000	0	4	4	3.6	3	2	3	0	2	28	19.4
at Purdue	01/12/2025	*	29:03	2-8	.250	0-2	.000	5-5	1.000	1	4	5	3.7	0	4	4	0	1	9	18.8
Rutgers	01/16/2025	*	35:22	8-15	.533	3-7	.429	2-2	1.000	1	3	4	3.7	1	3	2	1	0	21	18.9
at Maryland	01/19/2025	*	32:46	6-14	.429	0-3	.000	2-2	1.000	1	3	4	3.7	2	3	2	1	3	14	18.6
Southern California	01/22/2025	*	33:26	5-12	.417	2-8	.250	5-5	1.000	0	4	4	3.7	2	2	3	0	2	17	18.5
at Wisconsin	01/26/2025	*	27:55	4-12	.333	2-5	.400	1-2	.500	1	2	3	3.7	2	2	4	1	0	11	18.2
Illinois	01/30/2025	*	41:09	10-26	.385	0-2	.000	7-10	.700	1	7	8	3.9	3	4	1	1	1	27	18.6
at Oregon	02/02/2025	*	37:26	10-18	.556	2-8	.250	6-7	.857	0	7	7	4.0	1	6	3	0	0	28	19.0
at Washington	02/05/2025	*	38:49	7-14	.500	4-7	.571	5-5	1.000	1	1	2	4.0	1	4	0	1	0	23	19.2
Ohio St.	02/09/2025	*	38:31	9-16	.563	1-6	.167	5-5	1.000	1	9	10	4.2	0	4	2	0	0	24	19.4
Maryland	02/13/2025	*	38:34	5-13	.385	3-9	.333	7-7	1.000	1	1	2	4.1	2	3	2	0	0	20	19.4
at Northwestern	02/16/2025	*	38:44	6-14	.429	1-5	.200	8-10	.800	0	4	4	4.1	1	4	4	0	3	21	19.5
at Penn St.	02/19/2025	*	32:54	6-11	.545	2-5	.400	3-3	1.000	1	1	2	4.0	3	5	2	0	1	17	19.4
Michigan	02/24/2025	*	36:11	9-21	.429	4-9	.444	4-4	1.000	1	3	4	4.0	1	0	1	0	2	26	19.6
Minnesota	03/01/2025	*	38:15	8-18	.444	1-6	.167	4-5	.800	0	3	3	4.0	1	2	1	0	3	21	19.7
at Ohio St.	03/04/2025	*	48:49	16-29	.552	5-9	.556	6-7	.857	1	5	6	4.1	4	2	5	0	0	43	20.4
Iowa	03/09/2025	*	38:05	3-12	.250	0-3	.000	1-2	.500	1	3	4	4.1	2	2	1	1	1	7	20.0
vs Arizona St.	03/31/2025	*	39:09	8-16	.500	4-10	.400	10-13	.769	0	4	4	4.1	1	2	3	1	1	30	20.3
vs Georgetown	04/02/2025	*	36:40	8-14	.571	5-9	.556	7-7	1.000	1	2	3	4.0	2	3	4	0	1	28	20.5
vs Boise St.	04/05/2025	*	37:44	4-8	.500	1-2	.500	5-6	.833	0	5	5	4.1	3	6	1	0	0	14	20.4
Totals		34	1160:59	222-470	.472	65-176	.369	183-206	.888	19	119	138	4.1	59	97	81	10	37	692	20.4

Player Averages

Games Played	Minutes/ game	Points/ game	FG Pct	3FG Pct	FT Pct	Rebounds/ game	Assists/ game	Turnovers/ game	Assist/Turnover ratio	Steals/ game	Blocks/ game
--------------	---------------	--------------	--------	---------	--------	----------------	---------------	-----------------	-----------------------	--------------	--------------

JUWAN GARY

SENIOR • GUARD/FORWARD • 6-6 • 226 • COLUMBIA, S.C. • ALABAMA



2024-25 HONORS

- Three-year starter who is enjoying his best season averaging 14.4 points, 5.1 rebounds and 1.2 steals per game
- Has played his best basketball over the last month, averaging 20.8 ppg on 55 percent shooting and 7.2 rpg dating back to March 1
- Posted his ninth 20-point game of the year with 21 points - including 4-of-4 from 3 - nine boards and three blocks vs. Boise State
- Picked up his second double-double of the year against Georgetown with 17 points and 10 rebounds
- Had his third straight 20-point game with 24 points and seven rebounds in 27 minutes before fouling out vs. Iowa
- Totaled 24 points on 9-of-12 shooting, seven rebounds, three assists and two blocks at Ohio State
- Scored 13 of his 17 points in the second half at Northwestern, including 7-of-7 from the foul line, in NU's comeback
- Led Nebraska with 22 points, including three 3-pointers, against No. 25 Maryland
- Totaled 19 points and five rebounds in the win over Ohio State
- Finished with 23 points, including 10-of-12 from the foul line, and five rebounds in the win over No. 16 Oregon
- Finished with a career high 27 points on 11-of-19 shooting along with three rebounds vs. USC
- Recorded his second 20-point game against Rutgers with 21 points, seven rebounds and two steals in 34 minutes
- Collected his first double-double of the season at Iowa with 13 points and 13 rebounds, including eight offensive boards
- Scored a then-season-high 21-point effort at Hawai'i, going 8-of-10 from the field, including 3-of-4 from 3-point range
- Sparked NU's effort against No. 14 Creighton with 16 points, seven rebounds and a pair of steals while limiting Creighton to 32 percent shooting
- Led NU with 19 points and a career-high five assists in the win over FDU, including a 7-of-8 effort from the foul line
- Nearly posted a double-double with 11 points, nine rebounds and a career-high five steals in the win over Bethune-Cookman
- Started 20 games in 2023-24 and averaged 11.6 points and 6.1 rebounds per game while leading NU in steals and blocks per game
- Starting forward who played in 17 games before suffering a season-ending left shoulder injury on Jan. 10, 2023
- Played in 29 games at Alabama in 2021-22, averaging 6.5 points per game on 51 percent shooting and 3.4 rebounds per game
- Helped Alabama to an SEC title and an NCAA Sweet 16 berth in 2020-21, playing in 30 games, including two starts, as Alabama went 26-7
- Ranked No. 64 overall by ESPN and was No. 82 in the RSCI Composite after averaging 25 points, seven rebounds and two blocks per game for Liberty Heights Charter School

CAREER STATS

				Field Goals		3-Point		F-Throws		Rebounds								Scoring			
SEASON	TEAM	GP-GS	MIN/AVG	FG-FGA	FG%	3FG-3FGA	3FG%	FT-FTA	FT%	OFF	DEF	TOT	AVG	PF-FO	A	TO	BLK	STL	PTS	AVG	
2020-21	UA	30-2	284/9.5	48-89	.539	1-9	.111	18-34	.529	40	45	85	2.8	40-1	5	13	12	14	115	3.8	
2021-22	UA	29-16	450/15.5	73-142	.514	9-41	.220	33-54	.611	49	50	99	3.4	61-1	9	18	16	17	188	6.5	
2022-23	Nebr	17-17	502/29.6	64-147	.435	15-57	.263	18-29	.621	35	75	110	6.5	32-0	14	15	9	24	161	9.5	
2023-24	Nebr	28-20	757/27.0	122-245	.498	26-85	.306	55-81	.679	62	108	170	6.1	61-2	35	20	21	31	325	11.6	
2024-25	Nebr	34-34	1036/30.5	168-374	.449	41-121	.339	113-142	.796	63	109	172	5.1	72-1	31	37	23	39	490	14.4	
TOTAL FOR Nebr		79-71	2296/29.1	354-766	.462	82-263	.312	186-252	.738	160	292	452	5.7	165-3	80	72	53	94	976	12.4	
TOTAL		138-89	3029/22.0	475-997	.476	92-313	.294	237-340	.697	249	387	636	4.6	266-5	94	103	81	125	1279	9.3	

MISC. STATS

Category	2024-25	Career*
10+ Points	24	60
20+ Points	9	12
30+ Points	0	0
40+ Points	0	0
Double-Doubles	2	10
10+ Rebounds	2	12
10+ Assists	0	0
Led NU in Scoring	8	15
Led NU in Reb.	11	21
Led NU in Assists	2	2

*Includes Alabama

SEASON/CAREER HIGHS

Points	
Season:	27, USC (1/22/25)
College Career:	Same
Rebounds	
Season:	13, at Iowa (1/7/25)
College Career:	18, at Kansas State (12/17/23)
Field Goals	
Season:	11, USC (1/22/25)
College Career:	Same
3-Point Field Goals	
Season:	4, Boise State (4/5/25)
College Career:	4, Two times (last, 4/5/25)
Free Throws	
Season:	10, at Oregon (2/5/25)
College Career:	Same
Free Throw Attempts	
Season:	12, at Oregon (2/5/25)
College Career:	Same
Assists	
Season:	5, FDU (11/13/24)
College Career:	Same
Steals	
Season:	5, Bethune-Cookman (11/9/24)
College Career:	Same
Blocks	
Season:	3, Boise State (4/5/25)
College Career:	4, South Carolina State (12/29/23)
Minutes Played	
Season:	47:45, at Ohio State (3/4/25)
College Career:	Same

2024-25 GAME BY GAME

				Total		3-Pointers		Free throws		Rebounds												
Opponent	Date	GS	MIN	FG-FGA	PCT	3FG-3FGA	PCT	FT-FTA	PCT	OFF	DEF	TOT	AVG	PF	A	TO	BLK	STL	PTS	AVG		
UTRGV	11/04/2024	*	25:22	2-8	.250	1-4	.250	4-4	1.000	2	2	4	4.0	2	0	2	0	1	9	9.0		
Bethune-Cookman	11/09/2024	*	31:19	4-10	.400	0-1	.000	3-4	.750	2	7	9	6.5	0	1	1	0	5	11	10.0		
FDU	11/13/2024	*	29:37	5-9	.556	2-5	.400	7-8	.875	0	2	2	5.0	0	5	1	2	2	19	13.0		
vs Saint Mary's (CA)	11/17/2024	*	26:58	1-5	.200	0-2	.000	1-2	.500	2	2	4	4.8	3	2	2	0	2	3	10.5		
at Creighton	11/22/2024	*	33:43	6-13	.462	2-5	.400	2-2	1.000	2	5	7	5.2	3	1	0	0	2	16	11.6		
South Dakota	11/27/2024	*	02:22	0-1	.000	0-1	.000	0-0	.000	0	1	1	4.5	0	0	0	0	0	0	9.7		
North Florida	12/01/2024	*	23:14	7-12	.583	1-4	.250	3-4	.750	1	4	5	4.6	1	0	0	2	0	18	10.9		
at Michigan St.	12/07/2024	*	28:46	4-11	.364	1-5	.200	0-2	.000	0	3	3	4.4	1	0	3	0	0	9	10.6		
Indiana	12/13/2024	*	31:50	5-10	.500	2-4	.500	2-3	.667	1	4	5	4.4	4	1	2	0	0	14	11.0		
vs Murray St.	12/22/2024	*	22:45	2-8	.250	0-0	.000	5-5	1.000	0	3	3	4.3	4	1	0	1	0	9	10.8		
at Hawaii	12/23/2024	*	31:01	8-10	.800	3-4	.750	2-2	1.000	1	3	4	4.3	4	0	3	2	1	21	11.7		
vs Oregon St.	12/25/2024	*	26:24	3-8	.375	1-4	.250	7-10	.700	1	0	1	4.0	2	0	1	0	2	14	11.9		
Southern U.	12/30/2024	*	22:51	3-8	.375	1-4	.250	2-4	.500	0	2	2	3.8	3	3	0	0	1	9	11.7		
UCLA	01/04/2025	*	28:04	3-7	.429	3-5	.600	1-2	.500	1	3	4	3.9	2	0	1	1	2	10	11.6		
at Iowa	01/07/2025	*	36:17	5-21	.238	0-3	.000	3-4	.750	8	5	13	4.5	4	1	2	1	2	13	11.7		
at Purdue	01/12/2025	*	28:48	4-10	.400	0-5	.000	2-2	1.000	1	0	1	4.3	2	0	2	0	0	10	11.6		
Rutgers	01/16/2025	*	33:54	6-13	.462	2-6	.333	6-8	.750	2	5	7	4.4	1	1	0	0	2	20	12.1		
at Maryland	01/19/2025	*	34:58	3-9	.333	0-2	.000	0-0	.000	2	5	7	4.6	2	0	2	1	1	6	11.7		
Southern California	01/22/2025	*	34:36	11-19	.579	0-5	.000	5-6	.833	1	2	3	4.5	0	0	2	1	0	27	12.5		
at Wisconsin	01/26/2025	*	28:41	2-12	.167	1-5	.200	0-0	.000	3	6	9	4.7	2	0	1	0	0	5	12.2		
Illinois	01/30/2025	*	40:45	5-10	.500	0-0	.000	3-4	.750	3	5	8	4.9	3	0	1	2	3	13	12.2		
at Oregon	02/02/2025	*	34:34	6-10	.600	1-3	.333	10-12	.833	3	2	5	4.9	2	0	1	0	0	23	12.7		
at Washington	02/05/2025	*	24:50	6-10	.600	2-4	.500	3-4	.750	1	6	7	5.0	3	1	1	1	0	17	12.9		
Ohio St.	02/09/2025	*	25:15	7-12	.583	1-3	.333	4-6	.667	2	3	5	5.0	4	1	0	1	1	19	13.1		
Maryland	02/13/2025	*	38:02	8-19	.421	3-6	.500	3-4	.750	1	1	2	4.8	2	0	2	0	0	22	13.5		
at Northwestern	02/16/2025	*	32:49	4-7	.571	2-3	.667	7-7	1.000	1	0	1	4.7	3	0	3	1	2	17	13.6		
at Penn St.	02/19/2025	*	29:58	1-7	.143	0-1	.000	4-4	1.000	1	0	1	4.6	1	3	1	0	3	6	13.3		
Michigan	02/24/2025	*	29:25	2-13	.154	0-5	.000	1-2	.500	3	3	6	4.6	3	1	0	2	1	5	13.0		
Minnesota	03/01/2025	*	37:43	8-14	.571	0-0	.000	5-6	.833	5	0	5	4.6	1	0	1	0	1	21	13.3		
at Ohio St.	03/04/2025	*	47:45	9-12	.750	3-6	.500	3-4	.750	4	3	7	4.7	1	3	1	2	1	24	13.7		
Iowa	03/09/2025	*	27:34	7-15	.467	2-5	.400	8-9	.889	4	3	7	4.8	5	1	0	0	0	24	14.0		
vs Arizona St.	03/31/2025	*	33:18	8-16	.500	0-2	.000	2-2	1.000	0	5	5	4.8	2	3	1	0	2	18	14.1		
vs Georgetown	04/02/2025	*	33:57	6-13	.462	3-5	.600	2-3	.667	2	8	10	4.9	1	2	0	0	2	17	14.2		
vs Boise St.	04/05/2025	*	38:20	7-12	.583	4-4	1.000	3-3	1.000	3	6	9	5.1	1	0	0	3	0	21	14.4		
Totals			34	1035:46	168-374	.449	41-121	.339	113-142	.796	63	109	172	5.1	72	31	37	23	39	490	14.4	

Player Averages

Games Played	Minutes/game	Points/game	FG Pct	3FG Pct	FT Pct	Rebounds/game	Assists/game	Turnovers/game	Assist/Turnover ratio	Steals/game	Blocks/game
34	30.5	14.4	44.9	33.9	79.6	5.1	0.9	1.1	0.8	1.1	0.7



BRADEN FRAGER

FRESHMAN • FORWARD • 6-7 • 220 • LINCOLN, NEB. • SOUTHWEST HIGH SCHOOL

- True freshman who was a three-year performer at Lincoln Southwest High School before reclassifying to the class of 2024
- Three-star recruit by On3, 247Sports and Rivals, Frager was ranked among the top-200 players in the country before he reclassified
- Two-time honorable-mention all-state performer by the Lincoln Journal Star who averaged 18.3 ppg, 7.0 rpg, 1.2 apg and 1.2 spg in 2023-24
- Totaled 20+ points in six of his final eight games, including a school-record 39-point performance at Kearney
- Played for the ETG Midwest AAU program for Coach Ryan Reeder, averaging 15.0 ppg during his final season of AAU basketball
- Selected Nebraska over Creighton and Iowa State

2024-25 HONORS

- NU Scholar-Athlete Honor Roll (Fall, 2024)

CAREER STATS

MISC. STATS

Category	2024-25	Career*
10+ Points	0	0
20+ Points	0	0
30+ Points	0	0
40+ Points	0	0
Double-Doubles	0	0
10+ Rebounds	0	0
10+ Assists	0	0
Led NU in Scoring	0	0
Led NU in Reb.	0	0
Led NU in Assists	0	0

2024-25 GAME BY GAME

SEASON/CAREER HIGHS

Points
Season:
College Career:

Rebounds
Season:
College Career:

Field Goals
Season:
College Career:

3-Point Field Goals
Season:
College Career:

Free Throws
Season:
College Career:

Free Throw Attempts
Season:
College Career:

Assists
Season:
College Career:

Steals
Season:
College Career:

Blocks
Season:
College Career:

Minutes Played
Season:
College Career:



JEFFREY GRACE III

JUNIOR • GUARD • 6-3 • 200 • ELMHURST, ILL. • ARIZONA STATE

- A two-year letterwinner who walked on to the program after beginning his career at Arizona State
- Has appeared in 11 games, totaling seven points, three rebounds and a steal in 11 minutes
- Had a basket in nearly two minutes of action at No. 18 Wisconsin
- Had a steal in 1:18 of action at No. 20 Purdue
- Had a basket and a rebound in two minutes vs. North Florida
- Grabbed a rebound in limited time against South Dakota
- Made his 2024-25 debut against FDU, hitting a 3-point play and grabbing an offensive board in 1:40 of action
- Played in 16 games in 2023-24, including all three of NU's postseason games, and had six points and three rebounds in 23 minutes
- Played in 11 games as a redshirt freshman, totaling four points and three rebounds
- Was an Academic All-Big Ten pick and Big Ten Distinguished Scholar in 2023-24 (3.70 GPA for the year)
- Was one of 20 Husker student-athletes across sports to attend No Filter Life Skills trip to Ecuador in August of 2024
- A two-time West Suburban Conference selection at York (Ill.) High School, averaging 11.0 ppg, 5.0 rpg and 3.0 apg during his senior season
- Played his AAU basketball with Breakaway Basketball, where he was a club teammate of Sam Hoiberg for several years

2024-25 HONORS

- NU Scholar-Athlete Honor Roll (Fall, 2024)
- Academic All-Big Ten (2025)

MISC. STATS

Category	2024-25	Career
10+ Points	0	0
20+ Points	0	0
30+ Points	0	0
40+ Points	0	0
Double-Doubles	0	0
10+ Rebounds	0	0
10+ Assists	0	0
Led NU in Scoring	0	0
Led NU in Reb.	0	0
Led NU in Assists	0	0

SEASON/CAREER HIGHS

Points		
Season:	3, FDU (11/13/24)	
College Career:	Same	
Rebounds		
Season:	1, Four times (last, 12/1/24)	
College Career:	1, 10 times (last, 1/26/24)	
Field Goals		
Season:	1, Three times (last, 1/26/25)	
College Career:	1, Six times (last, 1/26/25)	
3-Point Field Goals		
Season:		
College Career:	None	
Free Throws		
Season:	1, FDU (11/13/24)	
College Career:	2, Two times (last, 12/29/23)	
Free Throw Attempts		
Season:	1, Two Times (last, 1/26/25)	
College Career:	2, Four times (last, 3/10/24)	
Assists		
Season:		
College Career:	1, Three times (last, 11/6/23)	
Steals		
Season:	1, at Purdue (1/12/25)	
College Career:	1, Two times (last, 1/12/25)	
Blocks		
Season:		
College Career:	None	
Minutes Played		
Season:	2:03, North Florida (12/1/24)	
College Career:	4:00, Lindenwood (11/6/23)	

CAREER STATS

				Field Goals		3-Point		F-Throws		Rebounds								Scoring		
SEASON	TEAM	GP-GS	MIN/AVG	FG-FGA	FG%	3FG-3FGA	3FG%	FT-FTA	FT%	OFF	DEF	TOT	AVG	PF-FO	A	TO	BLK	STL	PTS	AVG
2022-23	Nebr	11-0	12/1.1	1-2	.500	0-1	.000	2-4	.500	2	1	3	0.3	0-0	1	2	0	1	4	0.4
2023-24	Nebr	16-0	23/1.4	2-4	.500	0-1	.000	2-5	.400	2	1	3	0.2	2-0	2	1	0	0	6	0.4
2024-25	Nebr	11-0	11/1.0	3-5	.600	0-0	.000	1-2	.500	2	1	3	0.3	1-0	0	0	0	1	7	0.6
TOTAL		38-0	46/1.2	6-11	.545	0-2	.000	5-11	.455	6	3	9	0.2	3-0	3	3	0	2	17	0.4

2024-25 GAME BY GAME

Opponent	Date	GS	MIN	Total		3-Pointers		Free throws		Rebounds										
				FG-FGA	PCT	3FG-3FGA	PCT	FT-FTA	PCT	OFF	DEF	TOT	AVG	PF	A	TO	BLK	STL	PTS	AVG
FDU	11/13/2024		01:40	1-2	.500	0-0	.000	1-1	1.000	1	0	1	1.0	0	0	0	0	0	3	3.0
South Dakota	11/27/2024		00:56	0-0	.000	0-0	.000	0-0	.000	1	0	1	1.0	0	0	0	0	0	0	1.5
North Florida	12/01/2024		02:03	1-2	.500	0-0	.000	0-0	.000	0	1	1	1.0	0	0	0	0	0	2	1.7
vs Oregon St.	12/25/2024		00:09	0-0	.000	0-0	.000	0-0	.000	0	0	0	0.8	0	0	0	0	0	0	1.3
Southern U.	12/30/2024		02:00	0-0	.000	0-0	.000	0-0	.000	0	0	0	0.6	0	0	0	0	0	0	1.0
at Iowa	01/07/2025		00:12	0-0	.000	0-0	.000	0-0	.000	0	0	0	0.5	1	0	0	0	0	0	0.8
at Purdue	01/12/2025		01:18	0-0	.000	0-0	.000	0-0	.000	0	0	0	0.4	0	0	0	0	1	0	0.7
Rutgers	01/16/2025		00:10	0-0	.000	0-0	.000	0-0	.000	0	0	0	0.4	0	0	0	0	0	0	0.6
at Wisconsin	01/26/2025		01:53	1-1	1.000	0-0	.000	0-1	.000	0	0	0	0.3	0	0	0	0	0	2	0.8
at Ohio St.	03/04/2025		00:02	0-0	.000	0-0	.000	0-0	.000	0	0	0	0.3	0	0	0	0	0	0	0.7
Iowa	03/09/2025		00:48	0-0	.000	0-0	.000	0-0	.000	0	0	0	0.3	0	0	0	0	0	0	0.6
Totals		0	11:12	3-5	.600	0-0	.000	1-2	.500	2	1	3	0.3	1	0	0	0	1	7	0.6

Player Averages

Games Played	Minutes/game	Points/game	FG Pct	3FG Pct	FT Pct	Rebounds/game	Assists/game	Turnovers/game	Assist/Turnover ratio	Steals/game	Blocks/game
11	1.0	0.6	60.0	0.0	50.0	0.3	0.0	0.0	0.0	0.1	0.0



2024-25 HONORS

- Diamond Head Classic All-Tournament Team
- NU Scholar-Athlete Honor Roll (Fall, 2024)
- Academic All-Big Ten (2025)

MISC. STATS

Category	2024-25	Career*
10+ Points	5	7
20+ Points	0	0
30+ Points	0	0
40+ Points	0	0
Double-Doubles	0	0
10+ Rebounds	0	0
10+ Assists	0	0
Led NU in Scoring	0	0
Led NU in Reb.	9	9
Led NU in Assists	1	1

SEASON/CAREER HIGHS

Points	
Season:	16, vs. Oregon State (12/25/24)
College Career:	Same
Rebounds	
Season:	9, Seven times (last, 2/5/25)
College Career:	Same
Field Goals	
Season:	6, vs. Oregon State (12/25/24)
College Career:	Same
3-Point Field Goals	
Season:	3, Two times (last, 2/9/25)
College Career:	Same
Free Throws	
Season:	5, vs. Saint Mary's (11/17/24)
College Career:	5, Two times (last, 11/17/24)
Free Throw Attempts	
Season:	6, vs. Saint Mary's (11/17/24)
College Career:	9, Chaminade (11/21/23)
Assists	
Season:	4, at Ohio State (3/4/25)
College Career:	Same
Steals	
Season:	4, at Purdue (1/12/24)
College Career:	Same
Blocks	
Season:	3, vs. Saint Mary's (11/17/24)
College Career:	Same
Minutes Played	
Season:	31:12, Ohio State (2/9/25)
College Career:	32:21, Washington (1/14/24)

BERKE BÜYÜKTÜNEL

SOPHOMORE • FORWARD • 6-10 • 240 • BURSA, TÜRKİYE • UCLA

- UCLA transfer who can play a number of spots in the frontcourt and averages 6.2 points, 5.6 rebounds and 1.4 assists per game
- Grabbed six rebounds in 19 minutes in the win over Georgetown
- Totaled eight points, a team-high seven rebounds and three assists in 25 minutes of work at Iowa, his highest output since Feb. 9
- Reached double figures for the first time since Dec. 25 with 15 points, including 3-of-6 from 3-point range, five boards and three assists vs. Ohio St.
- Totaled seven points and tied a career high with nine rebounds in the win at Washington
- Matched his career high with nine rebounds and had three points and two assists in the win over No. 16 Oregon
- Had eight points, including 2-of-2 from 3-point range and four rebounds before fouling out at Maryland
- Finished with eight points, including a pair of 3-pointers, three rebounds and a career-high four steals at No. 20 Purdue
- Matched his career high with nine rebounds in the win over No. 15 UCLA
- Earned a spot on the Diamond Head Classic All-Tournament team with a career-high 16 points on 6-of-8 shooting, including 3-of-4 from 3-point range, vs. Oregon State
- Matched career highs in both rebounds (nine) and steals (three) in 28 minutes against Hawai'i
- Finished with six points and a season-high nine rebounds in the win over Murray State
- Nearly recorded a double-double at No. 14 Creighton with 12 points and nine boards, along with two assists and two steals in NU's 74-63 win
- Recorded a career-high 15 points on 5-of-7 shooting from the field while adding personal bests in blocks (three) and steals (three) vs. Saint Mary's
- Was the first Husker to have at least 15 points, three blocks and three steals in a game since Aleks Maric in 2007
- Played in 26 games, including eight starts, at UCLA in 2023-24, averaging 4.9 ppg and 2.7 rpg with two double-figure games
- Rated the No. 36 player in the class of 2023 by 24/7 Sports, while he was rated by ESPN.com as the No. 2 international player to enter college basketball in 2023-24
- Made his Turkish senior national team debut at age 18 at the 2023 World Cup qualifier and has played at several levels for the national program
- Played for Türkiye at the U20 European Championships, averaging 12.0 points and a team-high 7.7 rebounds while shooting 51 percent from the field and 54 percent from 3-point range
- Led Türkiye to a third-place finish at the FIBA U19 World Cup, including an 84-70 win over the United States in the third-place game and was named to the "All-Star Five" at the event, as he averaged 11.4 points, 8.3 rebounds and 3.7 assists per game in seven games

CAREER STATS

SEASON	TEAM	GP-GS	MIN/AVG	Field Goals		3-Point		F-Throws		Rebounds				Scoring			
				FG-FGA	FG%	3FG-3FGA	3FG%	FT-FTA	FT%	OFF	DEF	TOT	AVG	PF-FO	A	TO	BLK STL
2023-24	UCLA	26-8	425/16.3	40-104	.385	11-37	.297	27-43	.628	24	41	65	2.5	58-1	11	22	9 4
2024-25	Nebr	30-28	699/23.3	69-172	.401	23-83	.277	26-38	.684	43	124	167	5.6	73-2	43	38	20 25
TOTAL FOR Nebr		30-28	699/23.3	69-172	.401	23-83	.277	26-38	.684	43	124	167	5.6	73-2	43	38	20 25
TOTAL		56-36	1124/20.1	109-276	.395	34-120	.283	53-81	.654	67	165	232	4.1	131-3	54	60	29 29

2024-25 GAME BY GAME

Opponent	Date	GS	MIN	Total		3-Pointers		Free throws		Rebounds				PF	A	TO	BLK	STL	PTS	AVG	
				FG-FGA	PCT	3FG-3FGA	PCT	FT-FTA	PCT	OFF	DEF	TOT	AVG								
UTRGV	11/04/2024	*	26:35	3-4	.750	0-0	.000	0-0	.000	1	5	6	6.0	3	2	1	0	2	6	6.0	
Bethune-Cookman	11/09/2024	*	25:31	2-6	.333	0-3	.000	2-2	1.000	2	5	7	6.5	0	0	1	2	0	6	6.0	
FDU	11/13/2024	*	25:16	4-6	.667	1-3	.333	3-4	.750	3	4	7	6.7	3	3	1	1	0	12	8.0	
vs Saint Mary's (CA)	11/17/2024	*	26:17	5-7	.714	0-1	.000	5-6	.833	3	2	5	6.3	3	1	0	3	3	15	9.8	
at Creighton	11/22/2024	*	22:26	4-7	.571	1-3	.333	3-4	.750	1	8	9	6.8	4	2	2	0	2	12	10.2	
South Dakota	11/27/2024	*	12:29	2-3	.667	0-1	.000	2-2	1.000	3	3	6	6.7	0	3	3	0	1	6	9.5	
at Michigan St.	12/07/2024	*	13:45	1-4	.250	1-2	.500	0-0	.000	1	0	1	5.9	3	0	2	0	2	3	8.6	
Indiana	12/13/2024	*	20:04	2-3	.667	1-1	1.000	0-0	.000	0	5	5	5.8	3	3	2	0	0	5	8.1	
vs Murray St.	12/22/2024	*	25:31	3-6	.500	0-2	.000	0-0	.000	2	7	9	6.1	2	0	1	1	1	6	7.9	
at Hawaii	12/23/2024	*	27:42	1-7	.143	0-3	.000	0-1	.000	4	5	9	6.4	2	1	1	1	3	2	7.3	
vs Oregon St.	12/25/2024	*	29:47	6-8	.750	3-4	.750	1-1	1.000	1	5	6	6.4	2	2	3	0	0	16	8.1	
Southern U.	12/30/2024	*	29:39	2-7	.286	1-5	.200	1-2	.500	1	8	9	6.6	1	1	1	2	0	6	7.9	
UCLA	01/04/2025	*	22:30	1-8	.125	1-3	.333	1-2	.500	3	6	9	6.8	4	0	3	0	0	4	7.6	
at Iowa	01/07/2025	*	18:43	3-5	.600	1-1	1.000	1-3	.333	1	2	3	6.5	1	2	1	2	2	8	7.6	
at Purdue	01/12/2025	*	25:19	3-5	.600	2-4	.500	0-0	.000	0	3	3	6.3	1	1	2	1	4	8	7.7	
Rutgers	01/16/2025	*	21:16	0-4	.000	0-2	.000	0-0	.000	2	1	3	6.1	4	2	2	0	0	0	7.2	
at Maryland	01/19/2025	*	22:48	3-5	.600	2-2	1.000	0-1	.000	1	3	4	5.9	5	0	2	0	0	8	7.2	
Southern California	01/22/2025	*	27:01	3-6	.500	0-3	.000	0-0	.000	1	3	4	5.8	3	1	0	1	1	6	7.2	
at Wisconsin	01/26/2025	*	29:53	3-9	.333	1-4	.250	0-0	.000	0	6	6	5.8	1	0	1	1	1	7	7.2	
Illinois	01/30/2025	*	18:31	2-6	.333	1-4	.250	0-1	.000	0	1	1	5.6	1	1	0	0	0	5	7.1	
at Oregon	02/02/2025	*	27:21	1-7	.143	1-6	.167	0-0	.000	1	8	9	5.8	3	2	0	1	1	3	6.9	
at Washington	02/05/2025	*	26:19	3-5	.600	1-2	.500	0-0	.000	1	8	9	5.9	3	1	1	1	1	7	6.9	
Ohio St.	02/09/2025	*	31:12	5-9	.556	3-6	.500	2-2	1.000	0	6	6	5.9	3	3	2	0	0	15	7.2	
Michigan	02/24/2025	*	31:35	0-10	.000	0-6	.000	0-0	.000	1	3	4	5.8	3	1	1	2	1	0	6.9	
Minnesota	03/01/2025	*	18:05	1-6	.167	0-2	.000	0-0	.000	3	2	5	5.8	1	1	0	0	0	2	6.7	
at Ohio St.	03/04/2025	*	19:05	0-2	.000	0-2	.000	2-4	.500	1	1	2	5.7	5	4	1	0	0	2	6.5	
Iowa	03/09/2025	*	25:25	3-4	.750	1-2	.500	1-1	1.000	2	5	7	5.7	2	3	1	0	0	8	6.6	
vs Arizona St.	03/31/2025	*	18:31	2-7	.286	1-4	.250	0-0	.000	2	3	5	5.7	4	1	1	0	0	5	6.5	
vs Georgetown	04/02/2025	*	19:37	0-2	.000	0-1	.000	2-2	1.000	2	4	6	5.7	1	0	1	0	0	2	6.4	
vs Boise St.	04/05/2025	*	10:47	1-4	.250	0-1	.000	0-0	.000	0	2	2	5.6	2	2	1	1	0	2	6.2	
Totals			28	699:01	69-172	.401	23-83	.277	26-38	.684	43	124	167	5.6	73	43	38	20	25	187	6.2

Player Averages

Games Played	Minutes/ game	Points/ game	FG Pct	3FG Pct	FT Pct	Rebounds/ game	Assists/ game	Turnovers/ game	Assist/Turnover ratio	Steals/ game	Blocks/ game
30	23.3	6.2	40.1	27.7	68.4	5.6	1.4	1.3	1.1	0.8	0.7



2024-25 HONORS

GAVIN GRIFFITHS

SOPHOMORE • GUARD • 6-7 • 193 • SIMSBURY, CONN. • RUTGERS

- Rutgers transfer who can play on the wing or in the backcourt, averaging 2.1 points and 1.6 rebounds per game in 16 contests
- Led NU with five rebounds and added three assists, two blocks and three points at Penn State
- Played eight minutes at Northwestern in his first action since Jan. 26 with three points and a steal
- Dished out an assist in four minutes of work against No. 18 Wisconsin
- Went scoreless in six minutes at No. 20 Purdue
- Saw his first action since Dec. 7 against Southern and had eight points, including 2-of-2 from 3-point range, two boards and a block in four minutes
- Had a steal and an assist in six minutes at Michigan State
- Grabbed four rebounds and had two assists and two steals in 18 minutes against North Florida
- Had two points and four rebounds in 10 minutes against South Dakota
- Saw extensive action in the win over FDU with eight points, five rebounds and two blocked shots in 23 minutes
- Finished with three points, two boards and three assists in 13 minutes against Bethune-Cookman
- Had four points, three rebounds and a blocked shot in 14 minutes against UTRGV
- Played in all 32 games at Rutgers in 2023-24, averaging 5.8 points and 2.2 rebounds per game while playing just under 18 minutes per contest
- Ranked second on the Scarlet Knights in 3-pointers (31) and third in blocked shots (13), while his 31 3-pointers were third among Big Ten freshmen
- Totaled seven double-figure efforts in 2023-24, including a 25-point effort against Boston University when he went 9-of-15 from the floor
- Was a consensus top-50 recruit in 2023 and was a four-star recruit by all four major recruiting services
- Played at Kingswood-Oxford High School where he averaged 24.6 points and 12 rebounds per game and was chosen as the New England Preparatory School Athletic Council (NEPSAC) Player of the Year in Class B Basketball
- Both parents played college basketball, as his father (Larry) and mother (Karen) played at Hartford

MISC. STATS

Category	2024-25	Career*
10+ Points	0	7
20+ Points	0	1
30+ Points	0	0
40+ Points	0	0
Double-Doubles	0	0
10+ Rebounds	0	0
10+ Assists	0	0
Led NU in Scoring	0	0
Led NU in Reb.	0	0
Led NU in Assists	1	1

SEASON/CAREER HIGHS

Points	
Season:	8, Two Times (last, 12/30/24)
College Career:	25, vs Boston Univ. (11/10/23)
Rebounds	
Season:	5, Two Times (last, 2/19/25)
College Career:	6, at Purdue (2/22/24)
Field Goals	
Season:	3, FDU (11/13/24)
College Career:	9, vs Boston Univ. (11/10/23)
3-Point Field Goals	
Season:	2, Two times (last, 12/30/24)
College Career:	4, at Wisconsin (3/7/24)
Free Throws	
Season:	None
College Career:	4, vs Boston Univ. (11/10/23)
Free Throw Attempts	
Season:	None
College Career:	5, LIU (12/16/23)
Assists	
Season:	3, Two times (last, 2/19/25)
College Career:	3, Four times (last, 2/19/25)
Steals	
Season:	2, North Florida (12/1/24)
College Career:	3, LIU (12/16/23)
Blocks	
Season:	2, Two times (last, 2/19/25)
College Career:	2, Four times (last, 2/19/25)
Minutes Played	
Season:	22:46, FDU (11/13/24)
College Career:	33:23, vs. Maryland (3/13/24)

CAREER STATS

		Field Goals					3-Point		F-Throws		Rebounds				Scoring						
SEASON	TEAM	GP-GS	MIN/AVG	FG-FGA	FG%	3FG-3FGA	3FG%	FT-FTA	FT%	OFF	DEF	TOT	AVG	PF-FO	A	TO	BLK	STL	PTS	AVG	
2023-24	RU	32-3	575/18.0	68-210	.324	31-110	.282	18-30	.600	22	49	71	2.2	38-0	20	30	13	10	185	5.8	
2024-25	Nebr	16-0	136/8.5	13-38	.342	7-28	.250	0-0	.000	3	23	26	1.6	15-0	12	6	6	5	33	2.1	
TOTAL FOR Nebr		16-0	136/8.5	13-38	.342	7-28	.250	0-0	.000	3	23	26	1.6	15-0	12	6	6	5	33	2.1	
TOTAL		48-3	711/14.8	81-248	.327	38-138	.275	18-30	.600	25	72	97	2.0	53-0	32	36	19	15	218	4.5	

2024-25 GAME BY GAME

Opponent	Date	GS	MIN	Total		3-Pointers		Free throws		Rebounds				PF	A	TO	BLK	STL	PTS	AVG
				FG-FTA	PCT	3FG-3FGA	PCT	FT-FTA	PCT	OFF	DEF	TOT	AVG							
UTRGV	11/04/2024		13:59	2-5	.400	0-3	.000	0-0	.000	1	2	3	3.0	1	0	0	1	0	4	4.0
Bethune-Cookman	11/09/2024		13:12	1-2	.500	1-2	.500	0-0	.000	0	2	2	2.5	3	3	0	0	0	3	3.5
FDU	11/13/2024		22:46	3-7	.429	2-6	.333	0-0	.000	0	5	5	3.3	2	2	1	2	1	8	5.0
vs Saint Mary's (CA)	11/17/2024		07:09	0-1	.000	0-1	.000	0-0	.000	0	0	0	2.5	1	0	0	0	0	0	3.8
at Creighton	11/22/2024		03:52	0-1	.000	0-1	.000	0-0	.000	0	1	1	2.2	0	0	1	0	0	0	3.0
South Dakota	11/27/2024		10:01	1-5	.200	0-2	.000	0-0	.000	1	3	4	2.5	4	0	0	0	0	2	2.8
North Florida	12/01/2024		18:48	1-4	.250	0-2	.000	0-0	.000	1	3	4	2.7	2	2	1	0	2	2	2.7
at Michigan St.	12/07/2024		05:54	0-2	.000	0-2	.000	0-0	.000	0	0	0	2.4	0	1	1	0	1	0	2.4
Southern U.	12/30/2024		03:54	3-3	1.000	2-2	1.000	0-0	.000	0	2	2	2.3	1	0	0	1	0	8	3.0
at Purdue	01/12/2025		05:46	0-2	.000	0-2	.000	0-0	.000	0	0	0	2.1	0	0	0	0	0	0	2.7
Southern California	01/22/2025		00:07	0-0	.000	0-0	.000	0-0	.000	0	0	0	1.9	0	0	0	0	0	0	2.5
at Wisconsin	01/26/2025		04:17	0-1	.000	0-1	.000	0-0	.000	0	0	0	1.8	0	1	0	0	0	0	2.3
at Northwestern	02/16/2025		08:35	1-2	.500	1-2	.500	0-0	.000	0	0	0	1.6	1	0	0	0	1	3	2.3
at Penn St.	02/19/2025		15:38	1-3	.333	1-2	.500	0-0	.000	0	5	5	1.9	0	3	2	2	0	3	2.4
Michigan	02/24/2025		00:02	0-0	.000	0-0	.000	0-0	.000	0	0	0	1.7	0	0	0	0	0	0	2.2
Iowa	03/09/2025		01:43	0-0	.000	0-0	.000	0-0	.000	0	0	0	1.6	0	0	0	0	0	0	2.1
Totals		0	135:43	13-38	.342	7-28	.250	0-0	.000	3	23	26	1.6	15	12	6	6	5	33	2.1

Player Averages

Games Played	Minutes/game	Points/game	FG Pct	3FG Pct	FT Pct	Rebounds/game	Assists/game	Turnovers/game	Assist/Turnover ratio	Steals/game	Blocks/game
16	8.5	2.1	34.2	25.0	0.0	1.6	0.8	0.4	2.0	0.3	0.4



JUSTIN BOLIS

SOPHOMORE • FORWARD • 6-8 • 225 • LINCOLN, NEB. • SOUTHEAST COMMUNITY COLLEGE

- Lincoln native who walked on to the Husker program
- Spent the 2023-24 season at Southeast Community College, averaging 15.5 ppg and 8.7 rpg while shooting 38 percent from 3-point range
- Totaled 11 double-doubles en route to being named to the Nebraska Community College Athletic All-Conference Team
- Played at Lincoln High School for Coach Dan Noble, as he averaged nine points and six rebounds per game as a senior after missing his junior season with an Achilles tear
- Played AAU basketball with the Lincoln Supreme and Coach Zach Tharanet

2024-25 HONORS

- NU Scholar-Athlete Honor Roll (Fall, 2024)

CAREER STATS

MISC. STATS

Category	2024-25	Career
10+ Points	0	0
20+ Points	0	0
30+ Points	0	0
40+ Points	0	0
Double-Doubles	0	0
10+ Rebounds	0	0
10+ Assists	0	0
Led NU in Scoring	0	0
Led NU in Reb.	0	0
Led NU in Assists	0	0

2024-25 GAME BY GAME

SEASON/CAREER HIGHS

Points
Season:
College Career:

Rebounds
Season:
College Career:

Field Goals
Season:
College Career:

3-Point Field Goals
Season:
College Career:

Free Throws
Season:
College Career:

Free Throw Attempts
Season:
College Career:

Assists
Season:
College Career:

Steals
Season:
College Career:

Blocks
Season:
College Career:

Minutes Played
Season:
College Career:



2024-25 HONORS

ANDREW MORGAN

SENIOR • FORWARD • 6-10 • 242 • WASECA, MINN. • NORTH DAKOTA STATE

- North Dakota State transfer who has made eight starts and averages 8.2 points on 58 percent shooting and 4.4 rebounds per game
- Has 14 double-figure games, including 12 points and nine rebounds in the win over Georgetown
- Finished with 14 points, seven rebounds, two assists and two steals in the double OT loss at Ohio State
- Totaled a season-high 18 points on 8-of-8 shooting and three rebounds at Penn State
- Battled foul trouble vs. No. 25 Maryland but had 15 points on 5-of-6 shooting, three rebounds and three assists
- Has started the last four games and had eight points on 4-of-6 shooting at Washington
- Finished with eight points on 4-of-4 shooting, two rebounds and two assists in a win at No. 16 Oregon
- Had nine points, seven rebounds and two assists in NU's win over No. 18 Illinois
- Led NU with 17 points, including the 1,000th point of his career, and five boards at Maryland
- Totaled 11 points and four rebounds in 19 minutes against Rutgers
- Finished with 12 points on 4-of-5 shooting vs. No. 15 UCLA, including a 5-0 second-half run
- Had 10 points on 4-of-5 shooting and three boards in 15 minutes off the bench against Southern
- Recorded his first career double-double with 12 points on 6-of-7 shooting and a season-high 12 boards vs. Murray State
- Reached double figures for the third straight game with 10 points and five rebounds in 18 minutes in the win over Indiana
- Led Nebraska in scoring (14) and rebounding (seven) in the loss at Michigan State
- Nearly posted a double-double in the win over North Florida with season highs in points (13) and rebounds (nine) in 17 minutes of action
- Reached double figures for the second time this year with 10 points, five boards and a blocked shot against Saint Mary's
- Named second-team All-Summit League at North Dakota State in 2023-24, averaging 12.9 points and 5.0 rebounds per game
- Posted 22 double-figure efforts, including a season-high 31 points against Kansas City and had two double-doubles
- Helped the Bison reach the title game of the 2023 Summit League Tournament, as he made 30 starts and averaged 10.5 ppg and 5.3 rpg, ranking second on the team in rebounding and third in scoring
- Rated in the top 250 nationally by Prep Hoops as a senior, as he helped Waseca High School to a 23-1 record and a Class 2A state title
- Was a finalist for Mr. Basketball in Minnesota in 2021, as he averaged 22.1 points and 11 rebounds per game

CAREER STATS

				Field Goals		3-Point		F-Throws		Rebounds									Scoring	
SEASON	TEAM	GP-GS	MIN/AVG	FG-FGA	FG%	3FG-3FGA	3FG%	FT-FTA	FT%	OFF	DEF	TOT	AVG	PF-FO	A	TO	BLK	STL	PTS	AVG
2021-22	NDSU	21-0	243/11.6	46-73	.630	3-7	.429	17-28	.607	18	52	70	3.3	30-0	7	19	8	4	112	5.3
2022-23	NDSU	32-30	693/21.7	136-231	.589	2-6	.333	62-113	.549	54	117	171	5.3	63-0	38	70	10	12	336	10.5
2023-24	NDSU	32-29	741/23.2	148-266	.556	12-33	.364	104-148	.703	62	99	161	5.0	76-0	32	65	8	10	412	12.9
2024-25	Nebr	34-8	645/19.0	107-185	.578	4-14	.286	62-108	.574	53	98	151	4.4	63-1	33	49	11	15	280	8.2
TOTAL FOR Nebr		34-8	645/19.0	107-185	.578	4-14	.286	62-108	.574	53	98	151	4.4	63-1	33	49	11	15	280	8.2
TOTAL		119-67	2322/19.5	437-755	.579	21-60	.350	245-397	.617	187	366	553	4.6	232-1	110	203	37	41	1140	9.6

MISC. STATS

Category	2024-25	Career*
10+ Points	14	54
20+ Points	0	8
30+ Points	0	1
40+ Points	0	0
Double-Doubles	1	5
10+ Rebounds	0	4
10+ Assists	0	0
Led NU in Scoring	2	2
Led NU in Reb.	6	6
Led NU in Assists	2	2

*-includes North Dakota State

SEASON/CAREER HIGHS

Points	
Season:	18, at Penn State (2/19/25)
College Career:	31, Kansas City (2/8/24)
Rebounds	
Season:	12, vs. Murray State (12/22/24)
College Career:	14, Crown (11/20/22)
Field Goals	
Season:	8, at Penn State (2/19/25)
College Career:	11, Two times (last, 2/24/24)
3-Point Field Goals	
Season:	1, Four times (last, 2/13/25)
College Career:	2, Two times (last, 2/24/24)
Free Throws	
Season:	5, Two times (last, 11/27/24)
College Career:	14, Kansas City (2/8/24)
Free Throw Attempts	
Season:	7, at Ohio State (3/4/25)
College Career:	16, Kansas City (2/8/24)
Assists	
Season:	3, Two Times (last, 2/13/25)
College Career:	4, Two times (last, 1/20/24)
Steals	
Season:	2, Two Times (last, 4/5/25)
College Career:	2, Six times (last, 4/5/25)
Blocks	
Season:	3, at Northwestern (2/16/25)
College Career:	3, Two Times (last, 2/16/25)
Minutes Played	
Season:	36:32, at Ohio State (3/4/25)
College Career:	36:40, Kansas City (1/21/23)

2024-25 GAME BY GAME

Opponent	Date	GS	MIN	Total		3-Pointers		Free throws		Rebounds				PF	A	TO	BLK	STL	PTS	AVG	
				FG-FGA	PCT	3FG-3FGA	PCT	FT-FTA	PCT	OFF	DEF	TOT	AVG								
UTRGV	11/04/2024		20:22	3-6	.500	0-0	.000	4-6	.667	2	3	5	5.0	3	0	0	0	10	10.0		
Bethune-Cookman	11/09/2024		11:15	2-4	.500	0-0	.000	2-3	.667	0	3	3	4.0	2	0	2	1	6	8.0		
FDU	11/13/2024		07:26	1-2	.500	0-0	.000	2-3	.667	1	1	2	3.3	2	0	1	0	4	6.7		
vs Saint Mary's (CA)	11/17/2024		15:20	2-5	.400	1-2	.500	5-6	.833	2	3	5	3.8	3	1	2	1	0	10	7.5	
at Creighton	11/22/2024		18:36	1-3	.333	0-1	.000	0-2	.000	2	2	4	3.8	2	3	1	0	1	2	6.4	
South Dakota	11/27/2024		17:53	1-3	.333	1-1	1.000	5-6	.833	4	3	7	4.3	1	2	1	1	0	8	6.7	
North Florida	12/01/2024		17:22	5-11	.455	0-1	.000	3-6	.500	3	6	9	5.0	1	0	0	0	0	13	7.6	
at Michigan St.	12/07/2024		27:59	6-13	.462	0-1	.000	2-3	.667	1	6	7	5.3	2	1	0	0	1	14	8.4	
Indiana	12/13/2024		17:56	4-5	.800	0-0	.000	2-4	.500	3	2	5	5.2	2	1	1	1	1	10	8.6	
vs Murray St.	12/22/2024		22:55	6-7	.857	0-0	.000	0-0	.000	1	11	12	5.9	1	0	2	1	0	12	8.9	
at Hawaii	12/23/2024		12:01	0-1	.000	0-0	.000	0-0	.000	0	1	1	5.5	3	1	0	0	1	0	8.1	
vs Oregon St.	12/25/2024		16:45	1-2	.500	0-0	.000	1-1	1.000	0	3	3	5.3	2	0	1	0	0	3	7.7	
Southern U.	12/30/2024		14:55	4-5	.800	0-0	.000	2-3	.667	1	2	3	5.1	1	1	1	0	0	10	7.8	
UCLA	01/04/2025		21:01	4-5	.800	0-1	.000	4-4	1.000	2	1	3	4.9	4	1	5	0	1	12	8.1	
at Iowa	01/07/2025		20:27	3-5	.600	1-2	.500	1-2	.500	2	2	4	4.9	0	0	0	0	0	8	8.1	
at Purdue	01/12/2025		16:45	1-3	.333	0-0	.000	0-0	.000	0	0	0	4.6	1	1	3	0	0	2	7.8	
Rutgers	01/16/2025		19:18	5-9	.556	0-0	.000	1-3	.333	2	2	4	4.5	1	0	0	0	0	11	7.9	
at Maryland	01/19/2025		24:05	7-12	.583	0-2	.000	3-6	.500	1	4	5	4.6	0	0	3	0	1	17	8.4	
Southern California	01/22/2025		13:54	1-1	1.000	0-0	.000	0-2	.000	0	3	3	4.5	3	1	1	1	1	2	8.1	
at Wisconsin	01/26/2025	*	21:39	2-5	.400	0-1	.000	1-3	.333	2	3	5	4.5	2	1	1	0	0	5	8.0	
Illinois	01/30/2025	*	29:47	4-8	.500	0-0	.000	1-1	1.000	4	3	7	4.6	2	2	3	0	0	9	8.0	
at Oregon	02/02/2025	*	17:21	4-4	1.000	0-0	.000	0-2	.000	1	1	2	4.5	4	2	3	0	0	8	8.0	
at Washington	02/05/2025	*	17:04	4-6	.667	0-0	.000	0-3	.000	0	1	1	4.3	1	2	1	0	0	8	8.0	
Ohio St.	02/09/2025		12:24	1-2	.500	0-0	.000	0-0	.000	2	1	3	4.3	2	1	2	0	1	2	7.8	
Maryland	02/13/2025	*	21:28	5-6	.833	1-1	1.000	4-4	1.000	1	2	3	4.2	5	3	1	0	1	15	8.0	
at Northwestern	02/16/2025	*	17:18	2-5	.400	0-0	.000	5-8	.625	2	2	4	4.2	1	1	2	3	1	9	8.1	
at Penn St.	02/19/2025	*	16:45	8-8	1.000	0-0	.000	2-3	.667	0	3	3	4.2	3	1	2	0	0	18	8.4	
Michigan	02/24/2025		20:11	0-3	.000	0-0	.000	1-4	.250	1	3	4	4.2	0	0	3	0	0	1	8.2	
Minnesota	03/01/2025		24:13	2-6	.333	0-1	.000	1-3	.333	2	3	5	4.2	1	2	3	1	1	5	8.1	
at Ohio St.	03/04/2025		36:32	5-8	.625	0-0	.000	4-7	.571	3	4	7	4.3	4	2	0	0	2	14	8.3	
Iowa	03/09/2025		14:35	3-3	1.000	0-0	.000	2-4	.500	1	4	5	4.3	1	0	1	0	0	8	8.3	
vs Arizona St.	03/31/2025	*	16:26	3-6	.500	0-0	.000	0-1	.000	3	1	4	4.3	0	1	1	0	0	6	8.2	
vs Georgetown	04/02/2025		20:23	4-5	.800	0-0	.000	4-5	.800	4	5	9	4.5	2	0	0	1	0	12	8.3	
vs Boise St.	04/05/2025		22:44	3-8	.375	0-0	.000	0-0	.000	0	4	4	4.4	1	2	2	0	2	6	8.2	
Totals			8	645:05	107-185	.578	4-14	.286	62-108	.574	53	98	151	4.4	63	33	49	11	15	280	8.2

Player Averages

Games Played	Minutes/game	Points/game	FG Pct	3FG Pct	FT Pct	Rebounds/game	Assists/game	Turnovers/game	Assist/Turnover ratio	Steals/game	Blocks/game
34	19.0	8.2	57.8	28.6	57.4	4.4	1.0	1.4	0.7	0.4	0.3



2024-25 HONORS

- NU Scholar-Athlete Honor Roll (Fall, 2024)

MISC. STATS

Category	2024-25	Career*
10+ Points	8	49
20+ Points	0	0
30+ Points	0	0
40+ Points	0	0
Double-Doubles	0	4
10+ Rebounds	0	1
10+ Assists	0	1
Led NU in Scoring	0	0
Led NU in Reb.	5	5
Led NU in Assists	9	9

SEASON/CAREER HIGHS

Points		
Season:	18, UTRGV (11/4/24)	
College Career:	19, Two times (last, 12/4/22)	
Rebounds		
Season:	9, UTRGV (11/4/24)	
College Career:	11, Arizona (12/1/22)	
Field Goals		
Season:	6, Three times (1/22/25)	
College Career:	7, at UNLV (1/27/21)	
3-Point Field Goals		
Season:	2, Southern (12/30/24)	
College Career:	3, at Air Force (1/2/21)	
Free Throws		
Season:	8, Rutgers (1/16/25)	
College Career:	Same	
Free Throw Attempts		
Season:	10, Rutgers (1/16/25)	
College Career:	Same	
Assists		
Season:	6, Two times (last, 12/30/24)	
College Career:	10, Four times (last, 12/5/23)	
Steals		
Season:	4, UTRGV (11/4/24)	
College Career:	6, Eastern Washington (11/6/23)	
Blocks		
Season:	2, at Washington (last, 2/5/25)	
College Career:	2, Two times last, (2/5/25)	
Minutes Played		
Season:	35:29, at Iowa (1/7/25)	
College Career:	38:15, Stanford (2/3/23)	

ROLLIE WORSTER

SENIOR • GUARD • 6-5 • 210 • MISSOULA, MONT. • UTAH

- Fifth-year senior who averaged 7.0 points, 4.1 rebounds and and 2.6 assists per game while posting a 2.1-to-1 assist-to-turnover ratio
- Will miss the College Basketball Crown with a foot injury
- Became the first Husker basketball player to ever total 1,000 points, 500 rebounds and 500 assists in a career
- Led Nebraska in both assists (five) and rebounds (seven) in the regular-season finale at Iowa
- Had four points and seven rebounds in the loss to No. 15 Michigan
- Totaled nine points, four rebounds and a steal in a loss to No. 25 Maryland
- Reached double figures with 11 points on 4-of-4 shooting along with three boards and two assists in a win at No. 16 Oregon
- Had 10 points along with team highs in both rebounds (seven) and assists (five) at Rutgers
- Totaled 14 points on 6-of-9 shooting along with four rebounds and two steals at Iowa
- Finished with 11 points and four rebounds vs. No. 15 UCLA, as he went over 1,000 career points
- Tied his season high with six assists and added eight points and four boards in the win over Southern
- Finished with 11 points and seven rebounds in the win over Murray State
- Reached double figures for the second straight game with 11 points, four rebounds, two assists and two steals in the win over No. 14 Creighton
- Totaled 10 points and three boards vs. Saint Mary's while helping limit WCC Player of the Year Augustas Marciulionis to nine points on 3-of-9 shooting
- Nearly posted a double-double in his Husker debut vs. UTRGV with 18 points, nine rebounds, three assists and four steals
- Started the first 16 games at Utah in 2023-24, averaging 9.9 points, 5.5 assists and 4.9 rebounds per game, as he was third in the Pac 12 in assists per game and first in the conference in assist-to-turnover ratio (2.93-to-1) at the time of his injury
- Dished out a season-high 10 assists against Southern Utah and nine each against Wake Forest and Bellarmine
- Started all 30 games in 2022-23, averaging 8.6 points, 5.0 assists and 5.2 rebounds per game.
- Was second in the Pac-12 with a 2.61 assist-to-turnover ratio while his 5.1 assists per game in conference play also ranked second in the league
- Began career at Utah State, where he averaged 9.1 ppg, 3.8 rpg and 3.5 apg in helping the Aggies to the 2021 NCAA Tournament
- Was a two-time Montana Gatorade Player of the year at Hellgate High School,
- Led the school to a share of the Montana State AA title in 2019-20 by averaging 20.7 points, 7.1 rebounds, 4.5 assists and 2.3 steals per game

CAREER STATS

				Field Goals		3-Point		F-Throws		Rebounds								Scoring			
SEASON	TEAM	GP-GS	MIN/AVG	FG-FGA	FG%	3FG-3FGA	3FG%	FT-FTA	FT%	OFF	DEF	TOT	AVG	PF-FO	A	TO	BLK	STL	PTS	AVG	
2020-21	USU	26-25	718/27.6	86-212	.406	23-81	.284	41-51	.804	21	78	99	3.8	58-1	92	64	6	24	236	9.1	
2021-22	Utah	31-30	889/28.7	88-218	.404	21-64	.328	37-46	.804	11	129	140	4.5	74-4	96	50	9	27	234	7.5	
2022-23	Utah	30-30	962/32.1	97-232	.418	22-79	.278	43-53	.811	12	144	156	5.2	72-3	149	57	6	25	259	8.6	
2023-24	Utah	16-16	503/31.4	54-132	.409	8-29	.276	43-61	.705	21	57	78	4.9	36-0	88	30	3	22	159	9.9	
2024-25	Nebr	31-26	796/25.7	79-183	.432	11-50	.220	49-69	.710	20	107	127	4.1	56-1	82	40	7	27	218	7.0	
TOTAL FOR Nebr		31-26	796/25.7	79-183	.432	11-50	.220	49-69	.710	20	107	127	4.1	56-1	82	40	7	27	218	7.0	
TOTAL		134-127	3867/28.9	404-977	.414	85-303	.281	213-280	.761	85	515	600	4.5	296-9	507	241	31	125	1106	8.3	

2024-25 GAME BY GAME

Opponent	Date	GS	MIN	Total		3-Pointers		Free throws		Rebounds				PF	A	TO	BLK	STL	PTS	AVG	
				FG-FGA	PCT	3FG-3FGA	PCT	FT-FTA	PCT	OFF	DEF	TOT	AVG								
UTRGV	11/04/2024	*	29:25	6-7	.857	1-1	1.000	5-9	.556	2	7	9	9.0	1	3	3	1	4	18	18.0	
Bethune-Cookman	11/09/2024	*	23:19	1-5	.200	1-3	.333	2-2	1.000	1	0	1	5.0	0	2	5	0	2	5	11.5	
FDU	11/13/2024	*	19:13	3-8	.375	0-2	.000	2-2	1.000	1	3	4	4.7	0	1	1	0	1	8	10.3	
vs Saint Mary's (CA)	11/17/2024	*	25:34	4-7	.571	1-2	.500	1-2	.500	0	3	3	4.3	2	1	3	0	0	10	10.3	
at Creighton	11/22/2024	*	30:20	4-11	.364	0-2	.000	3-4	.750	1	3	4	4.2	4	2	1	0	2	11	10.4	
South Dakota	11/27/2024	*	28:36	1-4	.250	0-1	.000	4-5	.800	0	8	8	4.8	1	6	1	1	1	6	9.7	
North Florida	12/01/2024	*	15:56	2-4	.500	0-0	.000	0-0	.000	0	2	2	4.4	0	3	0	0	0	4	8.9	
at Michigan St.	12/07/2024	*	26:11	3-7	.429	0-1	.000	3-5	.600	1	0	1	4.0	2	3	1	0	2	9	8.9	
Indiana	12/13/2024	*	18:20	2-3	.667	0-1	.000	0-0	.000	0	2	2	3.8	3	2	1	0	1	4	8.3	
vs Murray St.	12/22/2024	*	23:46	4-5	.800	0-1	.000	3-4	.750	1	6	7	4.1	2	1	2	0	0	11	8.6	
at Hawaii	12/23/2024	*	32:43	2-9	.222	0-3	.000	0-0	.000	1	4	5	4.2	1	3	3	0	0	4	8.2	
vs Oregon St.	12/25/2024	*	28:17	3-7	.429	0-1	.000	2-2	1.000	1	4	5	4.3	2	4	1	0	0	8	8.2	
Southern U.	12/30/2024	*	26:33	3-7	.429	2-3	.667	0-1	.000	1	3	4	4.2	0	6	0	0	0	8	8.2	
UCLA	01/04/2025	*	26:40	3-9	.333	1-3	.333	4-4	1.000	0	4	4	4.2	1	2	0	0	0	11	8.4	
at Iowa	01/07/2025	*	35:29	6-9	.667	0-1	.000	2-7	.286	1	3	4	4.2	2	1	1	1	2	14	8.7	
at Purdue	01/12/2025	*	15:27	2-4	.500	0-2	.000	1-1	1.000	0	2	2	4.1	1	1	1	0	0	5	8.5	
Rutgers	01/16/2025	*	26:35	1-4	.250	0-0	.000	8-10	.800	1	6	7	4.2	3	5	1	0	1	10	8.6	
at Maryland	01/19/2025	*	24:54	2-5	.400	0-0	.000	0-0	.000	0	1	1	4.1	1	1	1	0	1	4	8.3	
Southern California	01/22/2025		25:25	1-5	.200	0-1	.000	2-2	1.000	0	6	6	4.2	3	6	2	1	0	4	8.1	
at Wisconsin	01/26/2025		22:50	3-6	.500	1-1	1.000	0-0	.000	0	3	3	4.1	2	4	1	1	3	7	8.1	
Illinois	01/30/2025	*	17:51	3-9	.333	1-7	.143	0-0	.000	0	4	4	4.1	2	2	0	0	1	7	8.0	
at Oregon	02/02/2025		24:47	4-4	1.000	0-0	.000	3-4	.750	0	3	3	4.0	4	2	1	0	0	11	8.1	
at Washington	02/05/2025		35:05	1-6	.167	0-1	.000	4-5	.800	1	3	4	4.0	0	3	1	2	2	6	8.0	
Ohio St.	02/09/2025	*	26:52	2-3	.667	1-1	1.000	0-0	.000	0	4	4	4.0	4	3	1	0	0	5	7.9	
Maryland	02/13/2025	*	30:44	4-7	.571	1-2	.500	0-0	.000	1	3	4	4.0	1	0	2	0	1	9	8.0	
at Northwestern	02/16/2025	*	27:25	0-4	.000	0-2	.000	0-0	.000	1	2	3	4.0	1	4	0	0	0	0	7.7	
at Penn St.	02/19/2025	*	24:34	3-6	.500	0-3	.000	0-0	.000	1	2	3	4.0	2	2	3	0	0	6	7.6	
Michigan	02/24/2025	*	29:50	2-6	.333	0-2	.000	0-0	.000	1	6	7	4.1	2	1	3	0	1	4	7.5	
Minnesota	03/01/2025		10:27	0-0	.000	0-0	.000	0-0	.000	0	2	2	4.0	1	1	0	0	0	0	7.2	
at Ohio St.	03/04/2025	*	34:05	3-7	.429	0-1	.000	0-0	.000	1	3	4	4.0	5	2	0	0	1	6	7.2	
Iowa	03/09/2025	*	28:25	1-5	.200	1-2	.500	0-0	.000	2	5	7	4.1	3	5	0	0	1	3	7.0	
Totals			26	795:38	79-183	.432	11-50	.220	49-69	.710	20	107	127	4.1	56	82	40	7	27	218	7.0

Player Averages

Games Played	Minutes/game	Points/game	FG Pct	3FG Pct	FT Pct	Rebounds/game	Assists/game	Turnovers/game	Assist/Turnover ratio	Steals/game	Blocks/game
31	25.7	7.0	43.2	22.0	71.0	4.1	2.6	1.3	2.1	0.9	0.2



NICK JANOWSKI

FRESHMAN • GUARD • 6-4 • 200 • PEWAUKEE, WIS. • PEWAUKEE, HIGH SCHOOL

- True freshman who is redshirting this season
- Led Pewaukee High School to three state titles and a runner-up finish in his four seasons, as he totaled 2,297 career points to rank in top 20 in Wisconsin state history
- Averaged 20.1 points, 3.4 assists, and 5.4 rebounds per game for his career while hitting 294 3-pointers in his prep career
- Was a consensus top-150 recruit who averaged 30.8 points, 8.8 rebounds and 4.4 assists per game to lead Pewaukee to a 30-5 record in 2023-24
- Posted five 40-point games as a senior including a career-high 46-point game, and had a triple-double in the state semifinals against West Salem with 31 points, 10 rebounds and 10 assists
- Earned first-team all-state honors as a junior, averaging 23.2 points, 4.9 assists, 6.5 rebounds and 1.4 steals per game as Pewaukee went 27-3
- Played AAU for Phenom U in the EYBL circuit, helping his team to the Peach Jam in 2021 and 2022, including an Elite Eight finish in 2022
- Selected Nebraska over a host of schools including Iowa State, Wisconsin, Marquette and USC

2024-25 HONORS

- NU Scholar-Athlete Honor Roll (Fall, 2024)

CAREER STATS

MISC. STATS

Category	2024-25	Career
10+ Points	0	0
20+ Points	0	0
30+ Points	0	0
40+ Points	0	0
Double-Doubles	0	0
10+ Rebounds	0	0
10+ Assists	0	0
Led NU in Scoring	0	0
Led NU in Reb.	0	0
Led NU in Assists	0	0

2024-25 GAME BY GAME

SEASON/CAREER HIGHS

Points

Season:

College Career:

Rebounds

Season:

College Career:

Field Goals

Season:

College Career:

3-Point Field Goals

Season:

College Career:

Free Throws

Season:

College Career:

Free Throw Attempts

Season:

College Career:

Assists

Season:

College Career:

Steals

Season:

College Career:

Blocks

Season:

College Career:

Minutes Played

Season:

College Career:



2024-25 HONORS

- NU Scholar-Athlete Honor Roll (Fall, 2024)
- Academic All-Big Ten (2025)

CALE JACOBSEN

SOPHOMORE • GUARD • 6-4 • 200 • ASHLAND, NEB. • ASHLAND-GREENWOOD

- Third-year walk-on who provides size in the Husker backcourt and could play several positions, as he has appeared in 23 games
- Has averaged 5.0 points, 4.0 assists, 3.7 rebounds, and 2.0 steals per game during the College Basketball Crown
- Finished with six points - including a pair of 3-pointers - three rebounds and three assists vs. Boise State
- Made his first career start against Georgetown in the Crown, setting or tying career bests in points (seven), rebounds (six), steals (three), blocks (two) and minutes (36)
- Enjoyed the best game of his career against Arizona State, finishing with career highs in assists (five), steals (four) and minutes (23)
- Had two assists, two rebounds and a steal in nine minutes of work against Southern
- Grabbed a rebound in three minutes off the bench against Indiana and played six minutes in the win over Murray State
- Was impactful in the win over North Florida with three points and career highs in assists (three), steals (two), blocks (two) and minutes (16)
- Provided a spark off the bench against FDU with two points, four rebounds and two assists in seven minutes
- Played in 20 contests in 2023-24, totaling 14 points, three rebounds and five assists in 55 minutes of action
- Saw his most extensive action of the 2023-24 season against South Carolina State, setting personal bests in points (four), rebounds (two), assists (one) and minutes (13)
- Redshirted his first season at Nebraska
- Led Ashland-Greenwood to a 27-1 record and a class C-1 state title, averaging 17.9 points, 5.8 rebounds, 6.1 assists and 3.6 steals per game as a senior
- First-team All-Nebraska selection set the Class C-1 state tournament record with a 43-point performance in a win over Kearney Catholic
- Finished his four-year varsity career with 1,481 career points, 544 rebounds, 340 assists and 261 steals despite suffering a torn ACL in his first game of his junior season
- Chose to walk-on at Nebraska after turning down scholarship offers from North Dakota and Holy Cross
- Played three seasons of football, playing quarterback as a freshman and junior while hauling in 23 passes for 486 yards and nine scores as a sophomore

CAREER STATS

				Field Goals		3-Point		F-Throws		Rebounds									Scoring	
SEASON	TEAM	GP-GS	MIN/AVG	FG-FGA	FG%	3FG-3FGA	3FG%	FT-FTA	FT%	OFF	DEF	TOT	AVG	PF-FO	A	TO	BLK	STL	PTS	AVG
2023-24	Nebr	20-0	55/2.8	5-10	.500	1-3	.333	3-6	.500	0	3	3	0.2	5-0	5	2	0	1	14	0.7
2024-25	Nebr	23-2	155/6.7	9-21	.429	3-10	.300	3-4	.750	3	20	23	1.0	12-0	20	9	4	10	24	1.0
TOTAL		43-2	210/4.9	14-31	.452	4-13	.308	6-10	.600	3	23	26	0.6	17-0	25	11	4	11	38	0.9

MISC. STATS

Category	2024-25	Career
10+ Points	0	0
20+ Points	0	0
30+ Points	0	0
40+ Points	0	0
Double-Doubles	0	0
10+ Rebounds	0	0
10+ Assists	0	0
Led NU in Scoring	0	0
Led NU in Reb.	0	0
Led NU in Assists	1	1

SEASON/CAREER HIGHS

Points		
Season:	7, vs. Georgetown (4/2/25)	
College Career:	Same	
Rebounds		
Season:	6, vs. Georgetown (4/2/25)	
College Career:	Same	
Field Goals		
Season:	3, vs. Georgetown (4/2/25)	
College Career:	Same	
3-Point Field Goals		
Season:	2, Boise State (4/5/25)	
College Career:	Same	
Free Throws		
Season:	1, Two Times (last, 4/2/25)	
College Career:	2, South Carolina State (12/29/23)	
Free Throw Attempts		
Season:	2, at Wisconsin (1/26/25)	
College Career:	2, Three times (last, 1/26/25)	
Assists		
Season:	5, vs. Arizona State (3/31/25)	
College Career:	Same	
Steals		
Season:	3, Two times (last, 4/2/25)	
College Career:	Same	
Blocks		
Season:	2, Two times (4/2/25)	
College Career:	Same	
Minutes Played		
Season:	36:21 vs. Georgetown (4/2/25)	
College Career:	Same	

2024-25 GAME BY GAME

				Total		3-Pointers		Free throws		Rebounds											
Opponent	Date	GS	MIN	FG-FGA	PCT	3FG-3FGA	PCT	FT-FTA	PCT	OFF	DEF	TOT	AVG	PF	A	TO	BLK	STL	PTS	AVG	
FDU	11/13/2024		06:44	1-2	.500	0-1	.000	0-0	.000	2	2	4	4.0	0	2	0	0	0	1	2	2.0
at Creighton	11/22/2024		01:06	0-0	.000	0-0	.000	0-0	.000	0	0	0	2.0	0	0	0	0	0	0	1.0	
South Dakota	11/27/2024		10:35	0-3	.000	0-2	.000	0-0	.000	0	1	1	1.7	1	1	0	0	0	0	0.7	
North Florida	12/01/2024		16:03	1-2	.500	0-1	.000	1-1	1.000	0	1	1	1.5	1	3	1	2	2	3	1.3	
at Michigan St.	12/07/2024		09:13	1-3	.333	1-3	.333	0-0	.000	0	1	1	1.4	0	0	1	0	0	3	1.6	
Indiana	12/13/2024		02:37	0-0	.000	0-0	.000	0-0	.000	0	1	1	1.3	0	0	0	0	0	0	1.3	
vs Murray St.	12/22/2024		05:41	0-0	.000	0-0	.000	0-0	.000	0	0	0	1.1	0	0	1	0	0	0	1.1	
at Hawaii	12/23/2024		00:31	0-0	.000	0-0	.000	0-0	.000	0	0	0	1.0	0	0	0	0	0	0	1.0	
vs Oregon St.	12/25/2024		00:09	0-0	.000	0-0	.000	0-0	.000	0	0	0	0.9	0	0	0	0	0	0	0.9	
Southern U.	12/30/2024		08:57	0-0	.000	0-0	.000	0-0	.000	0	2	2	1.0	0	2	1	0	1	0	0.8	
UCLA	01/04/2025		00:42	0-0	.000	0-0	.000	0-0	.000	0	0	0	0.9	0	0	0	0	0	0	0.7	
at Iowa	01/07/2025		01:06	0-0	.000	0-0	.000	0-0	.000	0	0	0	0.8	0	0	2	0	0	0	0.7	
at Purdue	01/12/2025		02:47	0-0	.000	0-0	.000	0-0	.000	0	0	0	0.8	1	0	0	0	0	0	0.6	
at Wisconsin	01/26/2025		03:30	0-0	.000	0-0	.000	1-2	.500	0	0	0	0.7	0	0	0	0	0	1	0.6	
Illinois	01/30/2025		02:23	0-0	.000	0-0	.000	0-0	.000	0	1	1	0.7	0	0	0	0	0	0	0.6	
Ohio St.	02/09/2025		00:58	0-0	.000	0-0	.000	0-0	.000	0	1	1	0.8	0	0	0	0	0	0	0.6	
at Northwestern	02/16/2025		01:02	0-0	.000	0-0	.000	0-0	.000	0	0	0	0.7	0	0	0	0	0	0	0.5	
at Penn St.	02/19/2025		00:15	0-0	.000	0-0	.000	0-0	.000	0	0	0	0.7	0	0	0	0	0	0	0.5	
at Ohio St.	03/04/2025		00:02	0-0	.000	0-0	.000	0-0	.000	0	0	0	0.6	0	0	0	0	0	0	0.5	
Iowa	03/09/2025		00:24	0-0	.000	0-0	.000	0-0	.000	0	0	0	0.6	1	0	0	0	0	0	0.5	
vs Arizona St.	03/31/2025		22:25	1-1	1.000	0-0	.000	0-0	.000	0	2	2	0.7	3	5	1	0	3	2	0.5	
vs Georgetown	04/02/2025	*	36:21	3-7	.429	0-1	.000	1-1	1.000	1	5	6	0.9	3	4	0	2	3	7	0.8	
vs Boise St.	04/05/2025	*	21:27	2-3	.667	2-2	1.000	0-0	.000	0	3	3	1.0	2	3	2	0	0	6	1.0	
Totals		2	154:58	9-21	.429	3-10	.300	3-4	.750	3	20	23	1.0	12	20	9	4	10	24	1.0	

Player Averages

Games Played	Minutes/game	Points/game	FG Pct	3FG Pct	FT Pct	Rebounds/game	Assists/game	Turnovers/game	Assist/Turnover ratio	Steals/game	Blocks/game
23	6.7	1.0	42.9	30.0	75.0	1.0	0.9	0.4	2.2	0.4	0.2



2024-25 HONORS

MISC. STATS

Category	2024-25	Career*
10+ Points	2	24
20+ Points	0	2
30+ Points	0	0
40+ Points	0	0
Double-Doubles	0	6
10+ Rebounds	0	10
10+ Assists	0	0
Led NU in Scoring	0	0
Led NU in Reb.	3	3
Led NU in Assists	0	0

*includes Washington and Fresno State

SEASON/CAREER HIGHS

Points	
Season:	12, South Dakota (11/27/24)
College Career:	21, Stanford (1/12/23)
Rebounds	
Season:	8, Michigan (2/24/25)
College Career:	14, Two times (last, 2/22/24)
Field Goals	
Season:	6, South Dakota (11/27/24)
College Career:	9, UCLA (1/1/23)
3-Point Field Goals	
Season:	None
College Career:	None
Free Throws	
Season:	3, Ohio State (2/9/25)
College Career:	6, UC San Diego (11/28/23)
Free Throw Attempts	
Season:	3, Four times (last, 2/16/25)
College Career:	7, Three times (last, 2/22/24)
Assists	
Season:	2, Five times (last, 1/22/25)
College Career:	3, Three times (last, 1/14/23)
Steals	
Season:	2, vs. Murray State (12/22/24)
College Career:	2, Five times (last, 2/17/24)
Blocks	
Season:	2, Two times (last, 2/16/25)
College Career:	6, Cal Poly (12/13/22)
Minutes Played	
Season:	22:38, at Northwestern (2/16/25)
College Career:	42:05, Arizona State (1/26/23)

BRAXTON MEAH

SENIOR • CENTER • 7-1 • 265 • LAYTON, UTAH • WASHINGTON

- Washington transfer who provides rim protection and a defensive presence after starting for the Huskies for the last two seasons
- Averages 3.1 points per game on 76 percent shooting and 3.4 rebounds per game
- Had four points and two rebounds in five first-half minutes vs. Boise State as NU was +9 with him on the court
- Led NU with a season-high eight rebounds in 12 minutes of work against No. 15 Michigan
- Enjoyed his best game of the year at Northwestern with 10 points, seven rebounds and two blocked shots in 23 minutes of work
- Played 18 minutes vs. No. 25 Maryland, finishing with four rebounds, two points and a blocked shot
- Gave NU a spark off the bench against Ohio State with five points and two boards in 7:15 of action
- Matched his then-season high with six rebounds and added six points against Rutgers
- Grabbed five rebounds and blocked two shots in 15 minutes of work against Southern
- Played a key role in the win at Hawai'i with six points, five boards and a block in 21 minutes, as NU was +14 with him on the court
- Had four points and three rebounds in 15 minutes in the victory over Indiana
- Finished with a season-high 12 points on 6-of-6 shooting and five boards in the win over South Dakota
- Grabbed six rebounds and added a steal while helping limit Ryan Kalkbrenner without a field goal in NU's 74-63 win over No. 14 Creighton
- Finished with nine points, four rebounds and a blocked shot against Bethune-Cookman
- Played in 32 games in 2023-24 and averaged 5.3 points and 5.3 rebounds per game, as he led UW in field goal percentage (.770) and blocks (27)
- Totaled three double-doubles and had six games in double figures including a 19-point, eight-rebound, five-block effort against UCLA
- Was named to the Pac-12 all-defensive team in 2022-23, as he ranked in the top 10 in the Pac-12 in both blocked shots (fifth) and rebounding (seventh) while averaging 8.8 points, 7.2 rebounds and 1.6 blocks per game
- Began his career at Fresno State, where he played in 52 games over his first two collegiate seasons
- Played for San Joaquin Memorial as a junior during the 2018-19 season for Coach Brad Roznovsky, averaging 11.3 points, 10.1 rebounds and 3.0 blocks per game en route to a 22-11 record and the Central Section Division II title
- Did not play as a senior because he started his high school eligibility clock by enrolling while still junior-high age, which is allowed in Utah
- Played his AAU ball with the Las Vegas Prospects and Coach Quincy Pondexter on the EYBL circuit

CAREER STATS

				Field Goals		3-Point		F-Throws		Rebounds									Scoring	
SEASON	TEAM	GP-GS	MIN/AVG	FG-FGA	FG%	3FG-3FGA	3FG%	FT-FTA	FT%	OFF	DEF	TOT	AVG	PF-FO	A	TO	BLK	STL	PTS	AVG
2020-21	Fresno	23-0	219/9.5	26-40	.650	0-0	.000	12-29	.414	26	26	52	2.3	34-1	2	8	11	4	64	2.8
2021-22	Fresno	32-0	258/8.1	29-37	.784	0-0	.000	13-29	.448	17	53	70	2.2	40-0	2	23	13	2	71	2.2
2022-23	UW	31-31	846/27.3	108-153	.706	0-0	.000	58-84	.690	72	150	222	7.2	89-4	18	47	50	15	274	8.8
2023-24	UW	32-16	541/16.9	67-87	.770	0-0	.000	34-69	.493	44	127	171	5.3	77-5	10	34	27	7	168	5.3
2024-25	Nebr	28-20	379/13.5	36-47	.766	0-0	.000	14-31	.452	29	66	95	3.4	45-0	17	29	12	7	86	3.1
TOTAL FOR Nebr		28-20	379/13.5	36-47	.766	0-0	.000	14-31	.452	29	66	95	3.4	45-0	17	29	12	7	86	3.1
TOTAL		146-67	2243/15.4	266-364	.731	0-0	.000	131-242	.541	188	422	610	4.2	285-10	49	141	113	35	663	4.5

2024-25 GAME BY GAME

Opponent	Date	GS	MIN	Total		3-Pointers		Free throws		Rebounds				PF	A	TO	BLK	STL	PTS	AVG	
				FG-FGA	PCT	3FG-3FGA	PCT	FT-FTA	PCT	OFF	DEF	TOT	AVG								
UTRGV	11/04/2024	*	10:17	0-2	.000	0-0	.000	0-3	.000	1	3	4	4.0	2	2	2	0	0	0	0.0	
Bethune-Cookman	11/09/2024	*	20:14	4-6	.667	0-0	.000	1-1	1.000	1	3	4	4.0	2	1	2	1	0	9	4.5	
vs Saint Mary's (CA)	11/17/2024	*	20:34	0-1	.000	0-0	.000	0-0	.000	2	1	3	3.7	1	0	3	1	0	0	3.0	
at Creighton	11/22/2024	*	11:11	0-0	.000	0-0	.000	0-0	.000	1	5	6	4.3	4	0	0	0	1	0	2.3	
South Dakota	11/27/2024	*	21:11	6-6	1.000	0-0	.000	0-0	.000	1	4	5	4.4	2	1	0	0	1	12	4.2	
North Florida	12/01/2024	*	14:45	2-2	1.000	0-0	.000	1-2	.500	0	4	4	4.3	2	2	2	0	0	5	4.3	
at Michigan St.	12/07/2024	*	10:50	0-1	.000	0-0	.000	0-0	.000	1	1	2	4.0	4	0	1	0	1	0	3.7	
Indiana	12/13/2024	*	15:22	2-2	1.000	0-0	.000	0-0	.000	0	3	3	3.9	1	0	3	0	0	4	3.8	
vs Murray St.	12/22/2024	*	15:11	1-1	1.000	0-0	.000	0-0	.000	1	2	3	3.8	1	1	2	0	2	2	3.6	
at Hawaii	12/23/2024	*	21:07	3-4	.750	0-0	.000	0-0	.000	2	3	5	3.9	1	1	1	1	0	6	3.8	
vs Oregon St.	12/25/2024	*	15:53	0-0	.000	0-0	.000	0-0	.000	1	1	2	3.7	3	1	0	0	0	0	3.5	
Southern U.	12/30/2024	*	15:13	1-2	.500	0-0	.000	1-1	1.000	3	2	5	3.8	2	0	2	2	0	3	3.4	
UCLA	01/04/2025	*	15:18	1-1	1.000	0-0	.000	0-1	.000	1	2	3	3.8	1	0	0	0	1	2	3.3	
at Iowa	01/07/2025	*	16:34	2-2	1.000	0-0	.000	0-0	.000	0	2	2	3.6	2	2	0	0	0	4	3.4	
at Purdue	01/12/2025	*	14:36	2-2	1.000	0-0	.000	0-0	.000	1	0	1	3.5	1	1	1	1	0	4	3.4	
Rutgers	01/16/2025	*	16:34	3-3	1.000	0-0	.000	0-3	.000	3	3	6	3.6	1	2	0	1	0	6	3.6	
at Maryland	01/19/2025	*	03:46	0-0	.000	0-0	.000	0-0	.000	0	2	2	3.5	0	0	0	0	0	0	3.4	
Southern California	01/22/2025	*	11:31	0-0	.000	0-0	.000	0-0	.000	1	3	4	3.6	1	2	0	0	0	0	3.2	
at Oregon	02/02/2025		07:09	0-0	.000	0-0	.000	0-2	.000	1	0	1	3.4	1	0	0	1	1	0	3.0	
at Washington	02/05/2025		03:37	1-1	1.000	0-0	.000	0-0	.000	0	1	1	3.3	2	0	1	0	0	2	3.0	
Ohio St.	02/09/2025		07:15	1-1	1.000	0-0	.000	3-3	1.000	0	2	2	3.2	1	0	1	0	0	5	3.0	
Maryland	02/13/2025		18:23	0-0	.000	0-0	.000	2-2	1.000	2	2	4	3.3	3	1	1	1	0	2	3.0	
at Northwestern	02/16/2025		22:38	4-5	.800	0-0	.000	2-3	.667	0	7	7	3.4	1	0	2	2	0	10	3.3	
at Penn St.	02/19/2025		18:17	1-1	1.000	0-0	.000	0-0	.000	0	2	2	3.4	1	0	1	1	0	2	3.3	
Michigan	02/24/2025	*	12:11	0-1	.000	0-0	.000	2-2	1.000	1	7	8	3.6	3	0	2	0	0	2	3.2	
Minnesota	03/01/2025	*	09:36	0-0	.000	0-0	.000	1-6	.167	2	1	3	3.5	0	0	0	0	0	1	3.1	
vs Arizona St.	03/31/2025		05:08	0-0	.000	0-0	.000	1-2	.500	1	0	1	3.4	1	0	2	0	0	1	3.0	
vs Boise St.	04/05/2025		04:42	2-3	.667	0-0	.000	0-0	.000	2	0	2	3.4	1	0	0	0	0	4	3.1	
Totals			20	379:03	36-47	.766	0-0	.000	14-31	.452	29	66	95	3.4	45	17	29	12	7	86	3.1

Player Averages

Games Played	Minutes/game	Points/game	FG Pct	3FG Pct	FT Pct	Rebounds/game	Assists/game	Turnovers/game	Assist/Turnover ratio	Steals/game	Blocks/game
28	13.5	3.1	76.6	0.0	45.2	3.4	0.6	1.0	0.6	0.3	0.4



HENRY BURT

SOPHOMORE • FORWARD • 6-7 • 222 • OMAHA, NEB. • ELKHORN SOUTH

- Third-year sophomore walk-on who provides depth in the frontcourt as he has made four appearances
- Played the final minute of the win over South Dakota and the final 2:06 of the win over North Florida
- Had a basket as he played the final 1:40 in the win over FDU
- Saw action in seven games in 2023-24, tallying two points and three rebounds in 10 minutes of work
- Scored his first career basket against Florida A&M and grabbed rebounds against Florida A&M, Stony Brook and Michigan
- Helped Elkhorn South to a 16-9 record and the school's first-ever Class A (largest class) state tournament appearance in 2022
- Honorable-mention Class A all-state pick after averaging 12.6 points and 6.1 rebounds per game

2024-25 HONORS

- NU Scholar-Athlete Honor Roll (Fall, 2024)
- Academic All-Big Ten (2025)

MISC. STATS

Category	2024-25	Career
10+ Points	0	0
20+ Points	0	0
30+ Points	0	0
40+ Points	0	0
Double-Doubles	0	0
10+ Rebounds	0	0
10+ Assists	0	0
Led NU in Scoring	0	0
Led NU in Reb.	0	0
Led NU in Assists	0	0

SEASON/CAREER HIGHS

Points	
Season:	2, FDU (11/13/24)
College Career:	2, Two times (last, 11/13/24)
Rebounds	
Season:	
College Career:	1, Three times (last, 2/10/23)
Field Goals	
Season:	1, FDU (11/13/24)
College Career:	1, Two times (last, 11/13/24)
3-Point Field Goals	
Season:	
College Career:	None
Free Throws	
Season:	
College Career:	None
Free Throw Attempts	
Season:	
College Career:	2, Florida A&M (11/9/23)
Assists	
Season:	
College Career:	None
Steals	
Season:	
College Career:	None
Blocks	
Season:	
College Career:	None
Minutes Played	
Season:	1:40, FDU (11/13/24)
College Career:	2:37, Lindenwood (11/6/23)

CAREER STATS

			Field Goals		3-Point		F-Throws		Rebounds								Scoring			
SEASON	TEAM	GP-GS	MIN/AVG	FG-FGA	FG%	3FG-3FGA	3FG%	FT-FTA	FT%	OFF	DEF	TOT	AVG	PF-FO	A	TO	BLK	STL	PTS	AVG
2023-24	Nebr	7-0	10/1.4	1-2	.500	0-1	.000	0-2	.000	0	3	3	0.4	1-0	0	0	0	0	2	0.3
2024-25	Nebr	4-0	7/1.7	1-4	.250	0-1	.000	0-0	.000	0	0	0	0.0	1-0	0	0	0	0	2	0.5
TOTAL		11-0	16/1.5	2-6	.333	0-2	.000	0-2	.000	0	3	3	0.3	2-0	0	0	0	0	4	0.4

2024-25 GAME BY GAME

Opponent	Date	GS	MIN	Total		3-Pointers		Free throws		Rebounds				PF	A	TO	BLK	STL	PTS	AVG
				FG-FGA	PCT	3FG-3FGA	PCT	FT-FTA	PCT	OFF	DEF	TOT	AVG							
FDU	11/13/2024		01:40	1-2	.500	0-1	.000	0-0	.000	0	0	0	0.0	0	0	0	0	0	2	2.0
South Dakota	11/27/2024		00:56	0-0	.000	0-0	.000	0-0	.000	0	0	0	0.0	0	0	0	0	0	0	1.0
North Florida	12/01/2024		02:03	0-1	.000	0-0	.000	0-0	.000	0	0	0	0.0	1	0	0	0	0	0	0.7
Southern U.	12/30/2024		02:00	0-1	.000	0-0	.000	0-0	.000	0	0	0	0.0	0	0	0	0	0	0	0.5
Totals			0 06:39	1-4	.250	0-1	.000	0-0	.000	0	0	0	0.0	1	0	0	0	0	2	0.5

Player Averages

Games Played	Minutes/ game	Points/ game	FG Pct	3FG Pct	FT Pct	Rebounds/ game	Assists/ game	Turnovers/ game	Assist/Turnover ratio	Steals/ game	Blocks/ game
4	1.7	0.5	25.0	0.0	0.0	0.0	0.0	0.0	0.0	0.0	0.0



RIENK MAST

SENIOR • FORWARD • 6-10 • 260 • GRONINGEN, NETHERLANDS • BRADLEY

- All-Big Ten performer who will miss the 2024-25 season after knee surgery in May of 2024
- Was a third-team All-Big Ten honoree by the coaches, as he averaged 12.3 ppg, 7.5 rpg and 3.0 apg, leading NU in rebounding and assists
- Reached double figures 20 times in 2023-24, including a career-high 34 points vs. Ohio State, including six 3-pointers, along with 10 rebounds
- Totaled six double-doubles, which was the most by a Husker since 2007-08
- Spent the summer of 2023 playing for the Netherlands National Team as they tried to qualify for the 2024 Olympics. He averaged 6.0 points, 6.0 rebounds and 1.3 assists in the 2023 FIBA Olympic Pre-Qualifying Tournament and was second on the team in rebounds per game
- Played three seasons at Bradley, totaling 1,001 points and 657 rebounds after missing the 2019-20 season because of injury
- Earned first-team All-Missouri Valley Conference honors in 2022-23, leading Bradley in scoring (13.8 ppg) and rebounding (8.0 rpg) while shooting 51 percent from the floor and 35 percent from 3-point range.
- Graduated from Bradley with a degree in physics in May of 2023 and is working on a master's degree in applied science

2024-25 HONORS

- NU Scholar-Athlete Honor Roll (Fall, 2024)
- Academic All-Big Ten (2025)

MISC. STATS

Category	2024-25	Career*
10+ Points	0	76
20+ Points	0	12
30+ Points	0	2
40+ Points	0	0
Double-Doubles	0	26
10+ Rebounds	0	30
10+ Assists	0	0
Led NU in Scoring	0	6
Led NU in Reb.	0	15
Led NU in Assists	0	6

*Includes Bradley

CAREER STATS

				Field Goals		3-Point		F-Throws		Rebounds								Scoring		
SEASON	TEAM	GP-GS	MIN/AVG	FG-FGA	FG%	3FG-3FGA	3FG%	FT-FTA	FT%	OFF	DEF	TOT	AVG	PF-FO	A	TO	BLK	STL	PTS	AVG
2020-21	BRAD	28-19	657/23.4	93-192	.484	33-92	.359	21-29	.724	46	118	164	5.9	43-0	37	33	13	8	240	8.6
2021-22	BRAD	31-31	852/27.5	138-290	.476	27-95	.284	57-82	.695	81	180	261	8.4	54-0	44	49	29	17	360	11.6
2022-23	BRAD	29-29	834/28.8	162-313	.518	24-68	.353	53-72	.736	64	168	232	8.0	62-0	70	52	15	18	401	13.8
2023-24	Nebr	32-32	951/29.7	148-342	.433	42-122	.344	57-68	.838	61	180	241	7.5	63-1	95	58	16	13	395	12.3
TOTAL FOR Nebr		32-32	951/29.7	148-342	.433	42-122	.344	57-68	.838	61	180	241	7.5	63-1	95	58	16	13	395	12.3
TOTAL		120-111	3294/27.5	541-1137	.476	126-377	.334	188-251	.749	252	646	898	7.5	222-1	246	192	73	56	1396	11.6

2024-25 GAME BY GAME

SEASON/CAREER HIGHS

Points	
Season:	
College Career:	34, Ohio State (1/23/24)
Rebounds	
Season:	
College Career:	16, Florida A&M (11/9/23)
Field Goals	
Season:	
College Career:	13, Ohio State (1/23/24)
3-Point Field Goals	
Season:	
College Career:	6, Ohio State (1/23/24)
Free Throws	
Season:	
College Career:	7, Two times (last, 12/17/22)
Free Throw Attempts	
Season:	
College Career:	9, Two times (last, 12/17/22)
Assists	
Season:	
College Career:	8, Michigan (2/10/24)
Steals	
Season:	
College Career:	3, Two times (last, 12/22/22)
Blocks	
Season:	
College Career:	3, Two times (last, 3/3/23)
Minutes Played	
Season:	
College Career:	38, Three times (last, 2/1/24)

NEBRASKA 87, UTRGV 67



Official Basketball Box Score - Final
UTRGV at Nebraska
11/04/24 Pinnacle Bank Arena, Lincoln
2024-25 Men's Basketball

Game Time: 7:01 PM
Game Duration: 2:06
Attendance: 14,305

Officials: Kelly Pfeifer, Chad Barlow, Jaurdan Love

UTRGV - 67

Record: 0-1

NO. Name		Min	FG MA	3P MA	FT MA	Rebounds OR DR TOT	Fouls FOULS FT	TP	AS	TO	ST	Blocks BS	BA	H-
3 Dekedran Thorn	F	25:41	4-10	3-7	0-0	0 3 3	4 1	11	1	4	0	0	1	-11
33 Tommy Gankhyuag	C	19:06	4-5	3-4	0-1	1 2 3	4 1	11	1	3	0	0	0	-8
10 Cliff Davis	G	30:11	4-12	4-10	0-0	2 5 7	3 0	12	0	1	0	0	1	-8
4 Hasan Abdul Hakim	G	28:55	2-7	0-4	0-0	1 6 7	3 2	4	6	1	2	0	0	-18
25 Trey Miller	G	22:27	2-6	0-3	2-2	1 1 2	4 3	6	1	7	0	0	0	-26
4 K.T. Raimey		27:47	5-13	2-8	2-2	0 1 1	0 4	14	0	1	1	0	0	-7
5 Howie Fleming Jr.		15:39	2-4	1-2	2-4	1 1 1	2 3	7	2	2	0	0	0	-8
12 Kwo Agwa		05:32	0-0	0-0	0 1 1	4 0	0 0	0	0	0	0	0	0	-5
23 Isaiah Barganier		03:21	0-2	0-0	0-0	0 0 0	1 0	0	0	0	1	0	0	-3
21 Marshal Destremau		10:45	0-0	0-0	0 2 2	4 2	2 1	0	0	1	0	0	0	0
2 Jaylen Washington		10:37	1-3	0-1	0-0	0 1 1	0 0	2	0	0	0	0	0	-6
Team						1 1 2	2 0	0	0	0	0	0	0	0
Totals			24-62	13-41	6-9	9 23 32	27 15	67	11	20	4	0	2	-20

Technical Fouls: NONE

Shooting By Period
1st FG% 11-30 36.7%
3PT% 8-25 32.0%
FT% 6-9 66.7%
2nd FG% 13-32 40.6%
3PT% 5-16 31.3%
FT% 0-0 0%
GMFG% 24-62 38.7%
3PT% 13-41 31.7%
FT% 6-9 66.7%

Dead Ball Rebounds: 1, 0

Nebraska - 87

Record: 1-0

NO. Name	Min	FG M-A	3P M-A	FT M-A	Rebounds CR DR	Fouls PF	TP	AS	TO	ST	Blocks	BS	BA
4 Juwan Gary	F 25:22	2-8	1-4	4-4	2 2 4	2 2 2	9	0	2	1	0	0	26
9 Berke Buyukuncel	F 26:35	3-4	0-0	0-0	1 5 6	3 1	6	2	1	2	0	0	21
34 Braxton Meah	C 10:17	0-2	0-0	0-3	1 3 4	2 3	0	2	2	0	0	0	5
3 Brice Williams	G 27:47	8-18	1-6	10-11	1 4 5	0 6	27	0	2	0	0	0	8
24 Rolife Worster	G 29:25	6-7	1-1	5-9	2 7 9	1 9	18	3	3	4	1	0	21
23 Andrew Morgan	20:22	3-6	0-0	4-6	2 3 5	3 4	10	0	0	0	0	0	6
0 Connor Essegian	23:16	4-5	3-4	2-2	0 4 4	1 2	13	2	2	1	0	0	15
2 Ahron Ulis	10:35	0-1	0-1	0-0	1 1 2	1 0	0	2	0	1	0	0	-1
12 Gavin Griffiths	13:59	2-5	0-3	0-0	1 2 3	1 0	4	0	0	0	1	0	4
1 Sam Holberg	12:23	0-1	0-0	0-0	0 0 0	1 0	0	1	0	0	0	0	-5
Team					0 0 0	0 0	0	0	0	0	0	0	0
Totals		28-57	6-19	25-35	11 31 42	15 27	87	11	13	9	2	0	20

Technical Fouls: NONE

Shooting By Period
1st FG% 12-23 52.2%
3PT% 2-7 28.6%
FT% 16-23 69.6%
2nd FG% 16-34 47.1%
3PT% 4-12 33.3%
FT% 9-12 75%
GMFG% 28-57 49.1%
3PT% 6-19 31.6%
FT% 25-35 71.4%

Dead Ball Rebounds: 5, 0

UTRGV	NEB
Biggest lead	2 (1 st 9:30) 20 (2 nd 0:18)
Best Scoring Run	7 (2 nd 9:14) 12 (2 nd 2:40)
Lead Changes	10
Times Tied	5
Time with Lead	03:21 33:20

Points from Turnovers	UTRGV	NEB
Paint	18	40
Second Chance	15	10
Fast Breaks	0	9
Bench	23	27

Period by Period Scoring			
	1st	2nd	TOT
UTRGV	36	31	67
NEB	42	45	87

NEBRASKA 63, BETHUNE-COOKMAN 58



Official Basketball Box Score - Final
Bethune-Cookman at Nebraska
11/09/24 Pinnacle Bank Arena, Lincoln
2024-25 Men's Basketball

Game Time: 7:01 PM
Game Duration: 2:05
Attendance: 15,138

Officials: Jeffrey Anderson, Amy Bonner, Scott Brown

Bethune-Cookman - 58

Record: 0-2

NO. Name	Min	FG	3P	FT	Rebounds	Fouls	TP	AS	TO	ST	Blocks	BS	B+			
		FG	3P	FT	OR	DR	TP									
12 Jesus Carralero Martin	F 34:21	4-9	1-5	0-0	0	4	4	2	1	9	4	5	2	2	0	-8
15 Reggie Ward Jr.	F 25:14	2-5	2-1	4-5	2	5	7	5	3	9	0	3	0	1	1	4
22 Daniel Rouzan	F 15:34	2-5	0-1	0-0	0	0	2	2	2	0	4	0	0	0	0	-10
2 Brayon Freeman	G 22:47	3-11	2-6	0-0	0	3	3	1	1	8	0	3	2	0	1	-9
5 Gianni Hunt	G 35:32	4-8	2-4	0-0	3	3	6	3	3	10	4	6	0	0	0	-3
33 David Onanina	16:12	2-5	0-0	1-2	0	4	4	4	0	5	0	1	0	2	0	6
21 Jarrell Love	03:51	0-1	0-0	0-0	1	0	1	1	1	0	0	2	0	0	0	-7
32 Jerome Beya	04:19	0-1	0-0	0-0	0	0	0	2	0	0	0	0	0	0	1	-4
1 Trey Thomas	24:34	3-12	2-5	0-0	0	2	2	1	2	8	2	2	1	1	0	1
3 Seneca Willoughby	04:28	0-0	0-0	0-0	1	0	1	0	0	0	0	0	0	0	0	-2
10 Kali Camara	13:08	2-5	1-4	0-0	4	3	7	2	2	5	1	0	0	0	0	8
Team					1	1	2	0	0	0	0	0	0	0	0	0
Totals		22-62	9-26	5-7	12	27	39	23	13	58	11	22	5	5	4	-5

Technical Fouls: NONE

Shooting By Period
1st FG% 10-28 35.7%
3PT% 4-10 40.0%
FT% 0 0 0%
2nd FG% 12-34 35.3%
3PT% 5-16 31.3%
FT% 0 0 0%
GMFG% 22-62 35.5%
3PT% 9-26 34.6%
FT% 5-7 71.4%

Dead Ball Rebounds: 2, 0

Nebraska - 63

Record: 2-0

Nebraska - 63		Record: 2-0											
NO. Name	Min	FG	3P	FT	Rebounds	Fouls	TP	AS	TO	ST	Blocks	BS	BA
4 Juwan Gary	F 31:19	4-10	0-1	3-4	2 7 9	0 2	11	1	1	5	0	0	0
9 Berke Buyukuncel	F 25:31	2-6	0-3	2-2	2 5 7	0 3	6	0	1	0	2	0	8
34 Braxton Meah	C 20:14	4-6	0-0	1-1	1 3 4	2 2	9	1	2	0	1	0	-3
3 Brice Williams	G 25:54	2-6	2-4	4-5	1 2 3	3 6	10	2	6	1	0	1	1
24 Rolife Worster	G 23:19	1-5	1-3	2-2	1 0 1	0 1	5	2	5	2	0	1	9
0 Connor Essegian	14:11	2-6	0-3	4-4	1 1 1	2 3	8	0	1	0	0	1	3
2 Ahron Ulis	16:41	1-5	0-3	3-4	3 2 5	2 2	5	1	0	0	0	0	-4
23 Andrew Morgan	11:15	2-4	0-0	2-3	0 3 3	2 3	6	0	2	0	1	1	8
12 Gavin Griffiths	13:12	1-2	1-2	0-0	2 2 3	0 3	3	3	0	0	0	0	7
1 Sam Holberg	18:24	0-5	0-3	0-1	0 2 2	1 1	0	1	0	3	0	1	-1
Team					2 1 3	0 0	0	0	0	0	0	0	0

Technical Fouls: Ulis 2nd 10:21

BEC	NEB
Biggest lead	6 (1 st 14:54) 16 (2 nd 13:55)
Best Scoring Run	8 (2 nd 10:21) 9 (2 nd 13:55)
Lead Changes	2
Times Tied	2
Time with Lead	08:34 26:17

Points from Turnovers	BEC	NEB
Paint	24	30
Second Chance	8	11
Fast Breaks	4	19
Bench	18	22

Period by Period Scoring			
	1st	2nd	TOT
BEC	24	34	58

NEBRASKA 86, FDU 60



Official Basketball Box Score - Final
FDU at Nebraska
11/13/24 Pinnacle Bank Arena, Lincoln, Neb.
2024-25 Men's Basketball

Game Time: 7:01 PM
Game Duration: 1:57
Attendance: 14,473

Officials: Earl Walton, Michael Irving, Rob Kueneman

FDU - 60

Record: 1-3

NO. Name	Min	FG	3P	FT	Rebounds	Fouls	TP	AS	TO	ST	Blocks	BA	+/
7 Bismark Nsiah	F 22:41	1-2	0-0	0-1	0 2 2	3 1	2	1	2	0	0	0	-10
13 Jo'el Emanuel	F 29:45	4-10	0-5	2-2	0 4 4	3 1	10	4	0	0	0	0	-15
2 Terrence Brown	G 35:55	9-18	2-4	3-4	0 8 8	2 6	23	1	4	3	0	2	-20
8 Ahmed Barba-Bey	G 26:34	3-8	3-4	1-2	0 2 2	3 4	10	3	1	0	0	1	-27
20 Dylan Jones	G 32:19	4-11	2-8	0-0	2 1 3	0 0	10	1	2	0	1	0	-21
24 Brayden Reynolds	19:45	1-3	0-1	0-0	2 3 5	3 1	2	1	4	1	2	0	-8
12 Cameron Tweedy	15:43	1-4	0-0	1-2	1 3 3	2 3	1	1	2	0	3	0	-2
35 Jacob Warren	05:10	0-0	0-0	0-0	0 0 0	1 0	0	0	0	0	0	0	-15
1 Jameel Morris	07:00	0-1	0-1	0-0	0 0 0	1 0	0	0	1	0	0	0	-6
15 Josiah Morris	03:10	0-0	0-0	0-0	0 1 1	2 0	0	0	1	0	0	0	-3
5 Chidube Ekwommadu	01:58	0-0	0-0	0-0	0 0 0	0 0	0	0	0	0	0	0	-3
Team					1 2 3	0 0	0	1					
Totals		23-57	7-23	7-11	7 24 31	21 15	60	12	17	6	3	6	-26

Technical Fouls: NONE

Shooting By Period
1st FG% 14-32 43.8%
3PT% 3-10 30.0%
FT% 14-17 82.4%
2nd FG% 14-33 42.4%
3PT% 4-13 30.8%
FT% 3-4 75%
GMFG% 23-57 40.4%
3PT% 7-23 30.4%
FT% 7-11 63.6%

Dead Ball Rebounds: 2, 0

Nebraska - 86

Record: 3-0

Nebraska - 86		Record: 3-0													
NO.	Name		FG M-A	3P M-A	FT M-A	Rebounds OR DR TR	Fouls PF FF	TP	AS	TO	ST	Blocks BS BA	+/-		
4	Juwan Gary	F	29:37	5-9	2-5	7-8	0 2 2	0 5	19	5	1	2	2	0	12
9	Berke Buyukuncel	F	25:16	4-6	1-3	3-4	3 4 7	3 2	12	3	1	0	1	0	16
0	Connor Essegian	G	16:31	2-9	2-7	2-2	0 2 2	3 1	8	0	1	0	0	0	5
3	Brice Williams	G	26:09	2-9	0-2	6-7	3 3 6	2 4	10	1	0	1	1	1	10
24	Rolife Worster	G	19:13	3-8	0-2	2-2	1 3 4	0 2	8	1	1	1	0	0	7
12	Gavin Griffiths		22:46	3-7	2-6	0-0	0 5 5	2 0	8	2	1	1	2	0	19
1	Sam Holberg		23:20	1-4	0-0	0-0	2 3 5	0 1	2	3	1	3	0	1	22
23	Andrew Morgan		07:26	1-2	0-0	2-3	1 1 2	2 3	4	0	1	0	0	0	3
2	Ahron Ulis		19:38	4-5	0-1	0-1	0 3 3	3 2	8	3	1	1	0	0	14
31	Gale Jacobsen		06:44	1-2	0-1	0-0	2 2 4	0 0	2	2	0	1	0	0	12
8	Jeff Grace		01:40	1-2	0-0	1-1	1 0 1	0 1	3	0	0	0	0	0	5
35	Henry Burt		01:40	1-2	0-1	0-0	0 0 0	0 0	2	0	0	0	0	0	5
Team							1 1 2		0	0					

2024-25 BOXSCORES

NEBRASKA 74, NO. 14 CREIGHTON 63



Official Basketball Box Score - Final
Nebraska at #14 Creighton
11/29/24 CHI Health Center Omaha, Omaha
2024-25 Creighton Men's Basketball

Game Time: 7:01 PM
Game Duration: 2:11
Attendance: 18,475

Officials: Pat Driscoll, James Breeding, Keith Kimble

Nebraska - 74

Record: 4-1

NO. Name	Min	FG M-A	3P M-A	FT M-A	Rebounds OR DR TOT	Fouls PF FO	TP	AS	TO	ST	Blocks BS BA	+/-
4 Juwan Gary	F 33:43	6-13	2-5	2-2	2 5 7	3 1 16	1	0	2	0	0	11
9 Berke Buyuktuncel	F 22:26	4-7	1-3	3-4	1 8 9	4 3 12	2	2	2	0	0	8
34 Braxton Meah	C 11:11	0-0	0-0	0-0	1 5 6	4 1 0	0	0	0	1	0	9
3 Brice Williams	G 31:25	4-12	0-1	8-8	0 2 2	1 5 16	0	1	1	0	0	1
24 Rolie Worster	G 30:20	4-11	0-2	3-4	1 3 4	4 2 11	2	1	2	0	2	4
23 Andrew Morgan	18:36	1-3	0-1	0-2	2 2 4	2 2 2	3	1	1	0	0	1
0 Connor Essegian	21:20	4-6	1-2	6-9	0 2 2	0 4 15	0	0	0	0	0	1
2 Ahron Ulis	11:08	1-3	0-1	0-1	0 0 0	1 1 2	0	1	1	0	0	5
1 Sam Hoberg	14:53	0-1	0-0	0-0	0 2 2	3 0 0	0	0	0	0	1	0
12 Gavin Griffiths	03:52	0-1	0-0	0-0	0 1 1	0 0 0	0	0	0	0	0	0
31 Cale Jacobsen	01:06	0-0	0-0	0-0	0 0 0	0 0 0	0	0	0	0	0	5
Team					0 0 0	0 0 0						
Totals		24-57	4-16	22-30	7 30 37	22 19 74	8	7	10	1	3	11

Technical Fouls: NONE

#14 Creighton - 63

Record: 4-1

NO. Name	Min	FG M-A	3P M-A	FT M-A	Rebounds OR DR TOT	Fouls PF FO	TP	AS	TO	ST	Blocks BS BA	+/-
41 Isaac Traudt	F 14:50	0-2	0-0	0-0	0 3 3	0 0 0	0	0	1	0	0	-12
11 Ryan Kalkbrenner	C 38:37	0-1	0-1	4-8	5 6 11	4 10 4	2	1	0	1	0	-8
1 Steven Ashworth	G 35:28	4-13	4-13	4-4	0 1 1	2 4 16	4	7	0	0	0	-10
2 Pop Isaacs	G 34:30	7-18	5-12	6-8	0 7 7	4 4 25	1	3	1	0	0	-10
8 Kamiya Neal	G 35:16	4-8	1-4	1-1	0 4 4	2 1 10	4	2	2	1	0	-9
23 Mason Miller	14:33	0-3	0-0	0-0	2 2 2	4 0 0	1	2	0	0	0	3
13 Jackson McAndrew	17:10	2-6	2-6	2-2	0 5 5	2 1 8	0	0	0	0	1	0
33 Fredrick King	01:23	0-0	0-0	0-0	0 1 1	1 0 0	0	0	0	0	0	-3
0 Jasen Green	07:01	0-0	0-0	0-0	0 0 0	0 2 0	0	0	0	0	0	-3
9 Ty Davis	00:40	0-1	0-1	0-0	0 0 0	0 0 0	0	0	0	0	0	-2
12 Shane Thomas	00:32	0-0	0-0	0-0	0 0 0	0 0 0	0	0	0	0	0	-3
Team					1 2 3	0 0 0						
Totals		17-52	12-42	17-23	8 29 37	19 22 63	12	17	4	3	1	-11

Technical Fouls: NONE

	NEB	CU
Biggest lead	18 (1 st 2:53)	0 (1 st 20:00)
Best Scoring Run	11 (1 st 2:53)	6 (1 st 1:32)
Lead Changes	0	
Times Tied	1	
Time with Lead	38:11	00:00

Points from	NEB	CU
Turnovers	22	7
Paint	28	10
Second Chance	9	3
Fast Breaks	4	12
Bench	19	8

Period by Period Scoring			
	1st	2nd	TOT
NEB	35	39	74
CU	24	39	63

Shooting By Period	
1 st FG%	7-25 28.0%
3PT%	5-20 25.0%
FT%	5-6 83.3%
2 nd FG%	10-27 37.0%
3PT%	7-22 31.8%
FT%	12-17 70.6%
GM FG%	17-52 32.7%
3PT%	12-42 28.6%
FT%	17-23 73.9%

Dead Ball Rebounds: 3-0

NEBRASKA 96, SOUTH DAKOTA 79



Official Basketball Box Score - Final
South Dakota at Nebraska
11/27/24 Private Bank Arena, Lincoln
2024-25 Men's Basketball

Game Time: 5:35 PM
Game Duration: 2:03
Attendance: 15,172

Officials: Brian Dorsey, Edwin Young, Brian McNitt

South Dakota - 79

Record: 6-3

NO. Name	Min	FG M-A	3P M-A	FT M-A	Rebounds OR DR TOT	Fouls PF FO	TP	AS	TO	ST	Blocks BS BA	+/-
54 Cameron Fens	C 24:12	3-5	0-0	2-2	2 1 3	1 1 8	1	0	0	1	0	-8
1 Kaleb Stewart	G 21:47	3-10	2-7	0-0	0 5 5	0 1 8	3	1	1	0	0	3
3 Max Burchill	G 14:03	1-1	0-0	0-0	1 0 1	1 0 2	1	4	0	0	0	-14
9 Chase Forte	G 21:16	7-14	3-7	3-4	0 0 0	3 2 20	0	3	1	0	0	-22
23 Paul Bruns	G 27:49	2-6	2-6	0-0	0 5 5	2 0 6	3	0	1	0	0	-2
11 Quadire Bullock	25:27	5-12	0-3	6-8	2 1 3	1 6 16	1	2	3	0	1	-8
21 Jake Brack	12:54	0-1	0-1	0-2	0 1 1	1 3 1	0	0	0	0	0	0
12 Isaac Bruns	21:04	3-7	1-3	5-7	1 1 1	2 3 12	0	0	0	0	0	-7
32 Ashton Smith	12:56	0-0	0-0	0-0	1 5 6	2 0 0	0	0	1	0	1	-7
2 Shay Eberwein	16:38	2-4	0-1	3-4	1 2 3	2 2 7	3	1	0	1	0	0
0 Mayuom Buom	01:54	0-0	0-0	0-0	0 0 0	0 0 0	0	0	0	0	0	-3
Team					1 3 4	0 0 0						
Totals		26-60	8-28	19-27	9 24 33	16 16 79	12	12	6	3	2	-17

Technical Fouls: NONE

Nebraska - 96

Record: 5-1

NO. Name	Min	FG M-A	3P M-A	FT M-A	Rebounds OR DR TOT	Fouls PF FO	TP	AS	TO	ST	Blocks BS BA	+/-
4 Juwan Gary	F 02:22	0-1	0-1	0-0	0 1 1	0 0 0	0	0	0	0	0	0
9 Berke Buyuktuncel	F 12:29	2-3	0-1	2-2	3 3 6	0 1 6	3	3	1	0	0	11
34 Braxton Meah	C 21:11	6-6	0-0	0-0	1 4 5	2 0 12	1	0	1	0	0	25
3 Brice Williams	G 27:14	7-11	4-6	3-4	0 0 0	4 2 21	4	2	3	0	0	25
24 Rolie Worster	G 28:36	1-4	0-1	4-5	0 8 8	1 4 6	6	1	1	1	0	20
0 Connor Essegian	32:36	10-22	6-15	3-3	0 2 2	2 2 29	5	1	0	0	1	19
23 Andrew Morgan	17:53	1-3	1-1	5-6	4 3 7	1 4 8	2	1	0	1	0	13
1 Sam Hoberg	23:47	4-6	1-2	0-0	0 2 2	1 1 9	1	2	1	0	0	11
2 Ahron Ulis	11:24	1-4	1-2	0-1	1 1 2	0 1 3	1	2	1	0	1	-1
12 Gavin Griffiths	10:01	1-5	0-2	0-0	1 3 4	0 1 2	0	0	0	0	0	-9
31 Cale Jacobsen	10:35	0-3	0-2	0-0	0 1 1	1 0 1	0	0	0	0	0	-4
8 Jeff Grace	00:56	0-0	0-0	0-0	1 0 1	0 0 0	0	0	0	0	0	-2
35 Henry Burt	00:56	0-0	0-0	0-0	0 0 0	0 0 0	0	0	0	0	0	-2
Team					3 1 4	0 0 0						
Totals		33-68	13-33	17-21	14 29 43	16 16 96	24	12	10	2	3	17

Technical Fouls: NONE

	SDK	NEB
Biggest lead	0 (1 st 20:00)	23 (2 nd 17:35)
Best Scoring Run	7 (1 st 6:57)	10 (1 st 5:26)
Lead Changes	0	
Times Tied	1	
Time with Lead	00:00	39:28

Points from	SDK	NEB
Turnovers	18	12
Paint	36	38
Second Chance	13	7
Fast Breaks	7	12
Bench	35	51

Period by Period Scoring			
	1st	2nd	TOT
SDK	35	44	79
NEB	54	42	96

NEBRASKA 103, NORTH FLORIDA 72



Official Basketball Box Score - Final
North Florida at Nebraska
12/01/24 Private Bank Arena, Lincoln
2024-25 Men's Basketball

Game Time: 3:07 PM
Game Duration: 1:48
Attendance: 15,369

Officials: Keith Kimble, Verne Harris, Jason Phillips

North Florida - 72

Record: 5-3

NO. Name	Min	FG M-A	3P M-A	FT M-A	Rebounds OR DR TOT	Fouls PF FO	TP	AS	TO	ST	Blocks BS BA	+/-
10 Josh Harris	F 14:52	3-6	0-1	2-4	0 4 4	2 4 8	0	0	0	0	0	-17
0 Jasai Miles	G 29:17	6-16	2-8	0-1	1 7 8	2 1 14	3	1	1	0	1	-17
2 Nate Literas	G 25:47	6-9	4-7	1-1	1 2 3	5 2 17	0	1	0	0	0	-13
4 Jaylen Smith	G 21:48	3-6	2-5	4-4	1 1 2	3 12 6	5	0	0	0	0	-11
33 Oscar Berry	G 18:20	2-4	2-4	0-0	0 0 0	3 0 6	0	0	1	0	0	-8
7 Liam Murphy	19:16	3-12	3-10	1-2	1 4 5	1 1 10	0	0	0	0	1	-9
11 Karmir Onil	20:12	0-5	0-5	0-0	0 1 1	2 1 0	1	0	0	0	0	-21
3 Mason Lee	15:54	1-1	1-1	0-0	0 0 0	2 0 3	0	3	1	1	0	-13
55 Ametri Moss	18:12	1-3	0-0	0-0	2 3 5	0 0 2	3	3	0	0	1	-20
5 Dante Oliver	12:11	0-2	0-2	0-0	0 2 2	1 0 0	0	0	2	0	0	-16
24 Nestor Dyachok	04:11	0-1	0-0	0-0	0 0 0	1 1 0	0	0	0	0	0	-10
Team					3 2 5	0 0 0						
Totals		25-65	14-43	8-12	10 27 37	19 12 72	13	16	2	1	4	-31

Technical Fouls: NONE

Nebraska - 103

Record: 6-1

NO. Name	Min	FG M-A	3P M-A	FT M-A	Rebounds OR DR TOT	Fouls PF FO	TP	AS	TO	ST	Blocks BS BA	+/-
4 Juwan Gary	F 23:14	7-12	1-4	3-4	1 4 5	1 4 18	0	0	0	2	0	16
34 Braxton Meah	C 14:45	2-2	0-0	1-2	0 4 4	2 3 5	2	2	0	0	0	22
0 Connor Essegian	G 21:12	8-10	6-8	0-0	0 4 4	2 1 22	2	1	2	0	0	17
3 Brice Williams	G 31:01	6-11	2-5	3-3	0 1 1	1 4 17	6	1	0	0	0	21
24 Rolie Worster	G 15:56	2-4	0-0	0-0	0 2 2	0 4 3	0	0	0	0	0	12
23 Andrew Morgan	17:22	5-11	0-1	3-6	3 6 9	1 4 13	0	0	0	0	0	1
1 Sam Hoberg	15:32	3-3	1-1	0-0	0 3 3	0 0 7	1	0	4	0	0	14
2 Ahron Ulis	22:01	4-7	1-2	1-2	0 1 1	1 1 10	3	0	2	0	0	17
12 Gavin Griffiths	18:48	1-4	0-2	0-0	1 3 4	2 0 2	2	1	2	0	1	14
31 Cale Jacobsen	16:03	1-2	0-1	1-1	0 1 1	1 2 3	3	1	2	2	0	17
8 Jeff Grace	02:03	1-2	0-0	0-0	0 1 1	0 0 2	0	0	0	0	0	2
35 Henry Burt	02:03	0-1	0-0	0-0	0 0 0	0 0 0	0	0	0	0	0	2
Team					1 2 3	0 0 0						
Totals		40-69	11-24	12-16	6 32 38	12 19 103	22	6	12	4	1	31

Technical Fouls: NONE

	NFL	NEB
Biggest lead	3 (1 st 19:20)	31 (2 nd 1:41)
Best Scoring Run	7 (2 nd 14:15)	15 (1 st 14:40)
Lead Changes	1	
Times Tied	1	
Time with Lead	00:41	38:15

Points from	NFL	NEB
Turnovers	2	2

NEBRASKA 85, INDIANA 68



Official Basketball Box Score - Final
Indiana at Nebraska
12/13/24 Pinnacle Bank Arena, Lincoln
2024-25 Men's Basketball

Game Time: 7:03 PM
Game Duration: 2:06
Attendance: 14,635

Officials: Earl Walton, Doug Simmons, Kelly Pfeifer

Indiana - 68

Record: 8-3 (1-1)

NO.	Name		Min	FG M-A	3P M-A	FT M-A	Rebounds OR DR TOT	Fouls PF FO	TP	AS	TO	ST	Blocks BS BA	+/-	
5	Malik Reneau	F	19:42	3-6	0-1	6-8	2 1 3	3 4 4	12	1	0	0	0	-14	
21	Mackenzie Mgbako	F	13:21	1-4	0-1	0-0	2 3 5	3 0 2	2	1	0	0	1	-5	
11	Oumar Ballo	C	31:04	3-4	0-0	2-4	4 7 11	2 3 8	8	1	2	0	1	-16	
1	Myles Rice	G	28:19	8-13	1-4	3-4	1 2 3	4 3 20	1	1	3	4	0	-20	
32	Trey Galloway	G	32:26	3-12	3-9	1-2	1 0 1	1 2 3	10	3	2	0	0	-24	
8	Bryson Tucker		24:36	1-9	1-5	2-2	2 3 5	0 3 5	5	0	1	0	0	1	
9	Kanaan Carlyle		13:25	1-7	0-5	0-0	0 1 1	3 0 2	2	2	1	1	0	10	
10	Luke Goode		27:14	3-10	3-10	0-0	2 2 4	3 1 9	1	0	1	1	0	-18	
3	Anthony Leal		09:53	0-0	0-0	0-0	0 1 1	0 0 0	0	0	0	0	0	1	
Team							1 0 1			0	0				
Totals				23-65	8-35	14-20	15 20 35	20 16	68	10	9	7	3	1	-17

Technical Fouls: NONE

Shooting By Period		
1 st FG%	13-29	44.8%
3PT%	5-15	33.3%
FT%	10-14	71.4%
2 nd FG%	10-36	27.8%
3PT%	3-20	15.0%
FT%	4-6	66.7%
GMFG%	23-65	35.4%
3PT%	8-35	22.9%
FT%	14-20	70.0%
Dead Ball Rebounds: 4, 0		

Nebraska - 85

Record: 7-2 (1-1)

NO.	Name	Min	FG M-A	3P M-A	FT M-A	Rebounds OR DR TOT	Fouls PF FO	TP	AS	TO	ST	Blocks BS BA	+/-				
4	Juwan Gary	F 31:50	5-10	2-4	2-3	1 4 5	4 5 4	4	14	1	2	0	0	21			
9	Berke Buyuktuncel	F 20:04	2-3	1-1	0-0	0 5 5	3 3 0	0	5	3	2	0	0	3			
34	Braxton Meah	C 15:22	2-2	0-0	0-0	0 3 3	1 2 4	0	4	0	3	0	0	4			
3	Brice Williams	G 34:25	10-15	2-3	8-11	0 6 6	1 7 30	5	2	1	0	2	25				
24	Rollie Worster	G 18:20	2-3	0-1	0-0	0 2 2	3 1 4	2	1	1	0	0	18				
23	Andrew Morgan	17:56	4-5	0-0	2-4	3 2 5	2 2 10	1	1	1	1	0	9				
0	Connor Essegian	27:42	4-7	2-3	3-4	0 3 3	1 2 13	0	1	0	0	0	6				
2	Ahron Ulis	16:41	1-4	1-2	0-2	0 2 2	1 1 3	2	1	1	0	0	-7				
1	Sam Holberg	15:03	0-0	0-0	2-2	0 1 1	0 1 0	2	2	1	1	0	4				
31	Cale Jacobsen	02:37	0-0	0-0	0-0	0 1 1	0 0 0	0	0	0	0	0	2				
Team						2	0	2	0	0	0						
Totals			30-49	8-14	17-26	6	29	35	16	20	85	16	14	5	1	3	17

Technical Fouls: NONE

Period by Period Scoring		
1 st FG%	15-23	65.2%
3PT%	5-7	71.4%
FT%	13-13	69.2%
2 nd FG%	15-26	57.7%
3PT%	3-7	42.9%
FT%	8-13	61.5%
GMFG%	30-49	61.2%
3PT%	8-14	57.1%
FT%	17-26	65.4%
Dead Ball Rebounds: 2, 0		

NEBRASKA 66, MURRAY STATE 49



Official Basketball Box Score - Final
Nebraska at Murray St.
12/22/24 SimpPl Arena at Stan Sheriff Center, Honolulu
2024-25 Men's Basketball

Game Time: 4:00 PM
Game Duration: 1:54
Attendance: 5,049

Officials: Keith Kimble, John Floyd, Crystal Hogen

Nebraska - 66

Record: 8-2

NO.	Name	Min	FG	3P	FT	Rebounds	Fouls	TP	AS	TO	ST	Blocks	BS	BA
			M-A	M-A	M-A	OR DR TOT	PF FO							
4	Juwan Gary	F 22:45	2-8	0-0	5-5	0 3 3	4 4	9	1	0	0	1	1	21
9	Berke Buyuktuncel	F 25:31	3-6	0-2	0-0	2 7 9	2 1	6	0	1	1	1	1	6
34	Braxton Meah	C 15:11	1-1	0-0	0-0	1 2 3	1 2	2	1	2	2	0	0	4
3	Brice Williams	G 29:31	4-10	1-3	0-0	0 2 2	2 0	9	2	2	0	0	0	7
24	Rollie Worster	G 23:46	4-5	0-1	3-4	1 6 7	2 5	11	1	2	0	0	0	7
0	Connor Essegian	32:05	5-13	5-10	0-0	0 2 2	0 0	15	0	3	0	0	1	13
23	Andrew Morgan	22:55	6-7	0-0	0-0	1 11 12	1 0	12	0	2	0	1	0	16
1	Sam Holberg	22:35	1-3	0-1	0-0	0 1 1	0 0	2	1	1	1	0	0	8
31	Cale Jacobsen	05:41	0-0	0-0	0-0	0 0 0	0 0	0	0	1	0	0	0	3
Team						1 0 1		0	1					
Totals			26-53	6-17	8-9	6 34 40	12 12	66	6	15	6	4	3	17

Technical Fouls: NONE

Shooting By Period		
1 st FG%	14-26	50.0%
3PT%	3-8	37.5%
FT%	3-3	100%
2 nd FG%	12-25	48.0%
3PT%	3-9	33.3%
FT%	5-6	83.3%
GMFG%	26-53	49.1%
3PT%	6-17	35.3%
FT%	8-9	88.9%
Dead Ball Rebounds: 2, 1		

Murray St. - 49

Record: 6-5

NO.	Name	Min	FG	3P	FT	Rebounds	Fouls	TP	AS	TO	ST	Blocks	BS	BA	+/-	
			M-A	M-A	M-A	OR DR TOT	PF FO									
23	Nick Ellington	21:02	0-2	0-0	1-4	1	4	5	2	3	1	0	0	0	1	
0	Kylen Milton	G 33:52	7-15	3-7	2-4	0	4	4	1	5	19	1	1	2	0	
7	AJ Ferguson	G 37:19	2-7	1-4	3-4	0	3	3	2	2	8	1	1	2	0	
9	Terence Harcum	G 34:01	1-13	1-8	0-0	0	0	0	0	0	0	3	0	1	0	
24	JaCobi Wood	G 34:18	3-11	1-5	0-0	1	2	3	0	0	7	5	0	0	0	
13	Aiden Applewhite	09:31	1-2	0-2	2-2	0	1	1	3	1	5	0	0	0	0	
2	Kyleon Lindsay	18:39	3-4	0-0	0-1	3	4	7	2	1	6	0	1	0	2	
11	Justin Morgan	10:59	0-1	0-1	0-0	0	0	0	0	0	0	0	1	0	0	
Team						2	1	3			0	0				
Totals			17-55	7-27	8-15	7	19	26	12	12	49	7	10	5	3	4

Technical Fouls: NONE

Period by Period Scoring		
1 st FG%	4-28	14.3%
3PT%	3-15	20.0%
FT%	3-9	33.3%
2 nd FG%	13-27	48.1%
3PT%	4-12	33.3%
FT%	5-6	83.3%
GMFG%	17-55	30.9%
3PT%	7-27	25.9%
FT%	8-15	53.3%
Dead Ball Rebounds: 3, 1		

NEBRASKA 69, HAWAII 55



Official Basketball Box Score - Final
Nebraska at Hawaii
12/23/24 SimpPl Arena at Stan Sheriff Center, Honolulu
2024-25 Men's Basketball

Game Time: 6:30 PM
Game Duration: 1:57
Attendance: 4,511

Officials: Bart Lemox, Edwin Young, Anthony Burris

Nebraska - 69

Record: 9-2

NO.	Name	Min	FG M-A	3P M-A	FT M-A	Rebounds OR DR TOT	Fouls PF FO	TP	AS	TO	ST	Blocks BS BA	+/-
4	Juwan Gary	F 31:01	8-10	3-4	2-2	1 3 4	2 4 21	0	3	1	2	0	19
9	Berke Buyuktuncel	F 27:42	1-7	0-3	0-1	4 5 9	2 2 2	1	1	3	1	0	16
34	Braxton Meah	C 21:07	3-4	0-0	0-0	0 2 2	1 2 6	1	1	0	1	0	14
3	Brice Williams	G 33:33	10-18	4-5	8-8	0 2 2	1 6 3	2	2	2	0	0	16
24	Rollie Worster	G 32:43	2-9	0-3	0-0	0 1 1	1 4 3	3	0	0	0	0	14
0	Connor Essegian	20:48	1-4	0-1	0-0	1 1 2	0 0 2	0	0	0	0	0	5
1	Sam Holberg	20:35	1-2	0-1	0-0	0 0 0	1 2 2	1	1	1	0	0	-2
23	Andrew Morgan	12:01	0-1	0-0	0-0	0 1 1	3 0 0	1	0	1	0	0	-5
31	Cale Jacobsen	00:31	0-0	0-0	0-0	0 0 0	0 0 0	0	0	0	0	0	-3
Team						0 0 0							
Totals			26-55	7-17	10-11	9 19 28	13 15 69	10	12	8	4	1	14

Technical Fouls: NONE

Shooting By Period		
1 st FG%	10-28	35.7%
3PT%	5-12	41.7%
FT%	4-5	80%
2 nd FG%	16-27	59.3%
3PT%	6-6	100%
FT%	6-6	100%
GMFG%	26-55	47.3%
3PT%	7-17	41.2%
FT%	10-11	90.9%
Dead Ball Rebounds: 3, 2		

Hawaii - 55

Record: 7-4

NO.	Name	Min	FG	3P	FT	Rebounds	Fouls	TP	AS	TO	ST	Blocks	BS	BA	+/-		
			M-A	M-A	M-A	OR DR TOT	PF FO										
5	Gytis Nemeksa	F 23:42	0-5	0-4	1-2	0	4	4	2	1	0	2	0	1	0	-19	
32	Tanner Christensen	C 22:03	0-1	0-0	3-4	0	4	4	2	3	0	0	0	0	0	-11	
0	Kody Williams	G 23:54	5-5	0-0	0-0	0	1	1	1	1	10	2	5	0	0	-4	
4	Marcus Greene	G 25:24	4-10	3-6	0-0	1	1	2	2	0	11	0	2	0	0	-14	
22	Ryan Rapp	G 32:13	4-11	0-4	1-2	2	2	4	1	2	9	1	1	3	0	-14	
10	Tom Beattie	25:35	2-7	0-0	0-0	0	1	1	1	0	1	0	0	0	3	-6	
20	Jerome Palm	1	37:24	0-0	0-0	0	0	1	1	0	0	0	0	0	0	-2	
14	Harry Rouhladoff	14:46	2-2	0-0	3-5	1	1	2	3	1	0	1	0	0	0	0	
34	Akira Jacobs	19:34	3-6	2-5	2-2	1	1	3	2	1	7	0	1	0	0	2	
30	Aaron Hunkin-Clayton	03:50	0-0	0-0	0-0	0	1	1	0	0	0	1	0	0	0	-3	
6	Osa Obasohan	00:28	0-0	0-0	0	0	0	0	0	0	0	0	0	0	0	0	
8	AJ Economou	00:28	0-0	0-0	0	0	0	0	0	0	0	0	0	0	0	0	
10	Logan Roberson	00:28	0-0	0-0	0-0	0	0	0	0	0	0	0	0	0	0	0	
						3	2	5	0	0	2						
Totals			20:47	5-20	10-15	9	18	27	15	13	55	5	16	4	1	4	-14

2024-25 BOXSCORES

NEBRASKA 77, SOUTHERN 43



Official Basketball Box Score - Final
Southern U. at Nebraska
12/30/24 Pinnacle Bank Arena, Lincoln
2024-25 Men's Basketball

Game Time: 8:10 PM
Game Duration: 1:59
Attendance: 14,855

Officials: Earl Walton, Anthony Burris, Daniel Nguyen

Southern U. - 43

Record: 5-8

NO. Name	Min	FG M-A	3P M-A	FT M-A	Rebounds OR DR TOT	Fouls PF FD	TP	AS	TO	ST	Blocks BS BA	+/-		
1 Da'Marion Jones	F 24:42	1-5	0-1	0-2	2 2 4	2 3	2	1	1	0	1	0	-27	
8 Dionjah Thomas	F 19:08	3-7	0-0	0-1	4 0 4	4 2	6	0	1	1	0	2	-7	
2 Joe Manning	G 15:08	1-6	0-1	0-2	1 3 4	4 2	2	3	0	0	0	1	-5	
4 Derrick Tezeno	G 25:51	3-5	0-0	0-0	2 4 3	3 6	1	4	8	1	2	2	0	-27
11 Jordan Johnson	G 15:59	0-7	0-6	1-2	0 3 3	0 1	1	0	0	0	0	0	-17	
0 Brentley Noel	G 13:30	1-4	0-1	1-2	2 0 2	2 2	3	0	0	1	1	1	-18	
0 Andre Nunley	24:52	0-3	0-2	0-1	2 6 8	1 2	0	2	0	3	0	0	-20	
3 Cam Ambrose	22:16	1-9	0-4	0-0	0 0 0	2 0	2	2	2	0	0	0	-26	
12 AJ Barnes	07:22	0-1	0-0	0-0	0 1 1	1 0	0	1	1	1	0	0	-9	
24 PJ Dobioul	16:54	2-6	0-0	2-2	0 4 4	0 1	6	0	1	1	2	1	-8	
5 Jayce Depron	14:18	5-14	3-9	0-0	0 0 0	0 0	13	0	0	0	0	0	-6	
Team					3 0 3		0							
Totals		17-67	3-24	6-16	17 22 39	17 17	43	10	8	9	4	5	-34	

Technical Fouls: NONE

Nebraska - 77

Record: 11-2

NO. Name	Min	FG M-A	3P M-A	FT M-A	Rebounds OR DR TOT	Fouls PF FD	TP	AS	TO	ST	Blocks BS BA	+/-
4 Juwan Gary	F 22:52	3-8	1-4	2-4	0 2 2	3 2	9	3	0	1	0	16
9 Berke Buyuktuncel	F 29:39	2-7	1-5	1-2	1 8 9	1 2	6	1	1	0	2	30
34 Braxton Meah	C 15:13	1-2	0-0	1-1	3 2 5	2 5	3	0	2	0	2	10
3 Brice Williams	G 29:45	3-5	1-3	4-5	1 6 7	2 2	11	4	5	1	0	22
24 Rollee Worster	G 26:33	3-7	2-3	0-1	1 3 4	0 2	8	6	0	0	0	18
0 Connor Essegian	26:45	6-13	6-12	2-2	0 6 6	4 1	20	3	0	3	0	13
23 Andrew Morgan	14:55	4-5	0-0	2-3	1 2 3	1 2	10	1	1	0	0	12
1 Sam Holberg	17:29	1-2	0-1	0-0	0 4 4	3 1	2	5	1	0	0	12
31 Cale Jacobsen	08:57	0-0	0-0	0-0	2 2 0	0 0	0	2	1	1	0	14
12 Gavin Griffiths	03:54	3-3	2-2	0-0	0 2 2	1 0	8	0	0	0	1	9
8 Jeff Grace	02:00	0-0	0-0	0-0	0 0 0	0 0	0	0	0	0	0	7
35 Henry Burt	02:00	0-1	0-0	0-0	0 0 0	0 0	0	0	0	0	1	7
Team					1 3 4		0					
Totals		26-53	13-30	12-18	8 40 48	17 17	77	22	14	3	5	4 34

Technical Fouls: NONE

	SOU	NEB
Biggest lead	0 (1 st 20:00)	34 (2 nd 0:11)
Best Scoring Run	9 (2 nd 5:49)	11 (1 st 5:08)
Lead Changes	0	
Times Tied	0	
Time with Lead	00:00	39:04

Points from	SOU	NEB
Turnovers	8	9
Paint	22	22
Second Chance	12	5
Fast Breaks	6	7
Bench	24	40

Period by Period Scoring	1st	2nd	TOT
SOU	15	28	43
NEB	39	38	77

NEBRASKA 66, NO. 15 UCLA 58



Official Basketball Box Score - Final
UCLA at Nebraska
01/06/25 Pinnacle Bank Arena, Lincoln
2024-25 Men's Basketball

Game Time: 1:10 PM
Game Duration: 2:11
Attendance: 15,167

Officials: Paul Szlez, Randy Richardson, D.J. Christensen

UCLA - 58

Record: 11-3 (2-1)

NO. Name		Min	FG M-A	3P M-A	FT M-A	Rebounds OR DR TOT	Fouls PF FD	TP	AS	TO	ST	Blocks BS BA	+/-	
34 Tyler Bilodeau	F	33:12	6-9	1-3	2-2	1 4 5	3 2	15	0	1	0	0	-2	
0 Kobe Johnson	G	32:31	3-9	1-6	1-1	2 9 11	5 1	8	3	2	1	0	3	
2 Dylan Andrews	G	18:39	1-6	0-4	0-0	0 3 3	3 0	2	1	4	0	0	-4	
12 Sebastian Mack	G	28:28	3-11	0-4	3-5	1 2 3	5 7	9	6	4	3	0	2	
55 Skyy Clark	G	30:41	4-8	0-3	1-1	2 1 3	3 2	9	1	1	0	0	-8	
1 Trent Perry		09:37	0-1	0-0	0-0	0 1 1	0 0	0	0	1	0	0	-10	
15 Adley Mara		11:05	2-2	0-0	1-2	0 1 1	2 1	5	1	0	1	2	0	
8 Dominick Harris		08:29	0-2	0-2	0-0	0 1 1	2 1	0	0	2	0	0	-9	
10 Lazar Stefanovic		27:19	3-9	2-6	2-2	0 4 4	1 2	10	1	0	0	0	-12	
Team						0 2 2	0		0					
Totals			22-57	4-28	10-13	6 28 34	24 16	58	13	15	5	2	1	-8

Technical Fouls: NONE

Nebraska - 66

Record: 12-2 (2-1)

NO. Name		Min	FG M-A	3P M-A	FT M-A	Rebounds OR DR TOT	Fouls FF FD	TPs	AS	TO	ST	Blocks BS BA	+/-	
4 Juwan Gary	F	28:04	3-7	3-5	1-2	1 3 4	2 2	10	0	1	2	1	5	
9 Berke Buyuktuncel	F	22:30	1-8	1-3	1-2	3 6 9	4 2	4	0	3	0	0	-2	
34 Braxton Meah	C	15:18	1-1	0-0	0-1	1 2 3	1 2	0	0	0	1	0	-11	
3 Brice Williams	G	33:24	2-12	1-5	11-12	0 6 6	1 8	16	2	3	1	0	-1	
24 Rollee Worster	G	26:40	3-9	1-3	4-4	0 4 4	1 2	11	2	0	0	0	3	
0 Connor Essegian		20:41	0-6	0-6	2-2	0 3 3	0	1	2	3	1	2	0	24
23 Andrew Morgan		21:01	4-5	0-1	4-4	2 1 3	4	6	12	1	5	1	0	11
1 Sam Holberg		22:22	2-3	1-2	2-2	0 3 3	2 1	7	2	0	3	0	0	10
2 Ahron Uls		09:19	1-1	0-0	0-0	0 0 0	1	0	2	1	0	0	0	1
31 Cale Jacobsen		00:42	0-0	0-0	0-0	0 0 0	0	0	0	0	0	0	0	0
Team						2 2 4		0						
Totals			17-52	7-25	25-29	9 30 39	16 24	66	11	13	10	1	2	8

Technical Fouls: NONE

	UCL	NEB
Biggest lead	7 (1 st 16:30)	13 (2 nd 7:15)
Best Scoring Run	15 (1 st 6:09)	15 (1 st 9:56)
Lead Changes	9	
Times Tied	4	
Time with Lead	13:33	21:24

Points from	UCL	NEB
Turnovers	13	17
Paint	26	20
Second Chance	2	11
Fast Breaks	6	10
Bench	15	23

Period by Period Scoring	1st	2nd	TOT
UCL	24	34	58
NEB	24	42	66

IOWA 97, NEBRASKA 87 (OT)



Official Basketball Box Score - Final
Nebraska at Iowa
01/07/25 Carver-Hawkeye Arena, Iowa City, Iowa
2024-25 Men's Basketball

Game Time: 7:00 PM
Game Duration: 2:16
Attendance: 7,812

Officials: Tim Connor, Michael Reed, Jason Phillips

Nebraska - 87

Record: 12-3 (2-2)

NO. Name		Min	FG M-A	3P M-A	FT M-A	Rebounds OR DR TOT	Fouls PF FD	TP	AS	TO	ST	Blocks BS BA	+/-	
4 Juwan Gary	F	36:17	5-21	0-3	3-4	8 5 13	4 2	13	1	2	2	1	2	-4
9 Berke Buyuktuncel	F	18:43	3-5	1-1	1-3	1 2 3	1 3	8	2	1	2	2	0	-9
34 Braxton Meah	C	16:34	2-2	0-0	0-0	0 2 2	2 1	4	2	0	0	0	0	1
3 Brice Williams	G	38:31	10-20	4-9	4-4	0 4 4	3 3	28	2	3	2	0	3	-8
24 Rollee Worster	G	35:29	6-9	0-1	2-7	1 3 4	2 5	14	1	1	2	1	0	-6
23 Andrew Morgan		20:27	3-5	1-2	1-2	2 2 4	0 2	8	0	0	0	0	0	-9
0 Connor Essegian		24:59	2-7	2-6	0-0	1 3 4	3 0	6	2	0	2	0	1	-4
1 Sam Holberg		25:19	2-2	1-1	1-2	0 5 5	5 1	6	3	4	1	0	0	-7
2 Ahron Uls		07:23	0-0	0-0	0-0	0 0 0	0 0	0	1	1	0	0	0	-7
31 Cale Jacobsen		01:06	0-0	0-0	0-0	0 0 0	0 0	0	0	2	0	0	0	-5
8 Jeff Grace		00:12	0-0	0-0	0-0	0 0 0	1 0	0	0	0	0	0	0	-1
Team						1 1 2		0						
Totals			33-71	9-23	12-22	14 27 41	21 17	87	14	14	11	4	6	10

Technical Fouls:NONE

Technical Fouls: NONE

Iowa - 97

Record: 11-4 (2-2)

NO. Name	Min	FG	M-A	3P	M-A	FT	M-A	OR	DR	TOT	PF	AS	TO	ST	BS	BA	+/-
13 Ladi Demberle	F 12:18	0-0	0-0	0-0	0-0	1 2 3	3 2	0	1	0	0	0	1	0	0	0	-5
20 Payton Sandfort	F 35:07	8-15	6-10	8-9	0 6 6	4 5	30	4	4	1	1	1	1	1	1	9	
32 Owen Freeman	F 38:34	5-12	0-1	5-6	3 5 8	5 3	15	1	1	1	1	4	1	1	4	20	
2 Brock Harding	G 38:41	1-8	1-5	5-6	1 3 4	2 6	8	7	6	0	0	0	0	0	0	11	
4 Josh Dix	G 44:38	10-14	7-10	4-4	0 6 6	0 2	31	7	1	4	1	1	1	1	1	10	
7 Seydou Traore	10:34	1-1	0-0	0-0	0 0 0	0 0	2	0	1	0	0	0	0	0	0	4	
24 Pryce Sandfort	34:46	4-11	3-9	0-0	1 3 4	1 1	11	3	0	1	0	0	0	0	0	15	
14 Carter Kingsbury	08:58	0-0	0-0	0-0	0 2 2	2 2	0	0	0	0	0	0	0	0	0	-10	
0 Even Brauns	01:23	0-0	0-0	0-0	0 0 0	0 0	0	0	0	0	0	0	0	0	0	-4	
Team					0 3 3		0	0									
Totals		29-61	17-35	22-25	6 30 36	17 21	97	23	13	7	6	4	10				

Technical Fouls: NONE

	NEB	IOWA
Biggest lead	15 (2 nd 14:54)	11 (1 st OT 3:33)
Best Scoring Run	14 (1 st 3:04)	9 (1 st OT 3:04)
Lead Changes	6	
Times Tied	5	
Time with Lead	22:18	18:56

Points from	NEB	IOWA
Turnovers	15	15
Paint	42	22
Second Chance	12	11
Fast Breaks	9	13
Bench	20	13

Period by Period Scoring	1st	2nd	OT1	TOT
NEB	34	42	11	87
IOWA	31	45	21	97

NO. 20 PURDUE 104, NEBRASKA 68



Official Basketball Box Score - Final
Nebraska at Purdue
01/12/25 Mackey Arena, West Lafayette
2024-25 Men's Basketball

Game Time: 12:00 PM
Game Duration: 1:43
Attendance: 14,876

Officials: Jeffrey Anderson, Doug Simons, Kevin Bril

Nebraska - 68

Record: 12-4 (2-3)

NO. Name	Min	FG M-A	3P M-A	FT M-A	Rebounds OR DR TOT	Fouls PF FD	TP	AS	TO	ST	Blocks BS BA	+/-		
4 Juwan Gary	F 28:48	4-10	0-5	2-2	1 0 1	2 1	10	0	2	0	0	1	-27	
9 Berke Buyuktuncel	F 28:19	2-10	0-4	0-0	0 0 0	0 0	8	1	2	0	0	0	-14	
4 Clayton Mueh	C 14:36	2-2	0-0	0	1 0 1	1 0 1	4	0	1	1	0	1	-24	
3 Ricke Williams	G 29:03	2-8	0-2	5-5	1 4 5	1 0 2	9	4	4	1	0	0	-24	
4 Willie Worster	G 15:27	2-4	0-2	1-1	0 2 2	1 0 1	5	1	1	0	0	0	-19	
23 Andrew Morgan	16:45	1-3	0-0	0	0 0 0	1 0 2	2	1	3	0	0	2	-21	
0 Connor Essegian	21:46	6-13	3-10	2-3	0 5 5	0 3 17	3	2	1	0	0	0	-15	
1 Sam Holberg	23:00	3-3	1-1	0-0	1 0 1	2 0 7	4	1	0	0	0	0	-17	
2 Justin Uls	19:26	3-4	0-1	0-0	0 0 0	0 0 0	0	0	0	0	0	0	-14	
1 Gavin Griffiths	05:46	0-2	0-2	0-0	0 0 0	0 0 0	0	0	0	0	0	0	-8	
31 Cale Jacobsen	02:47	0-0	0-0	0 0 0	0 0 0	1 0 0	0	0	0	0	0	0	-2	
8 Jeff Grace	01:18	0-0	0-0	0 0 0	0 0 0	0 0 0	0	0	1	0	0	0	-1	
Team				0	2	0	0	0	0	0	0	0		
Totals		26-54	6-27	10-11	4	16	20	9	58	15	9	2	3	-36

RUTGERS 85, NEBRASKA 82



Official Basketball Box Score - Final
Rutgers at Nebraska
01/16/25 Pinnacle Bank Arena, Lincoln
2024-25 Men's Basketball

Game Time: 8:10 PM
Game Duration: 2:12
Attendance: 13,999

Officials: Terry Oglestey, Todd Austin, Delire Carr

Rutgers - 85

Record: 10-8 (3-4)

NO. Name	Min	FG M-A	3P M-A	FT M-A	Rebounds OR DR TOT	Fouls PF	TP	AS	TO	ST	Blocks BS BA	+/-
9 Dylan Grant	22:19	7-8	1-1	0-0	2 1 3	2 0	15	0	0	0	1 0	-10
24 Lathan Sommerville	14:54	1-4	0-0	0-0	0 0 0	4 1	2	0	1	0	0 0	-15
2 Dylan Harper	35:01	8-17	3-8	2-5	1 4 5	3 4	21	4	4	1	0 0	0
4 Ace Bailey	35:54	8-16	4-7	4-6	4 7 11	4 5	24	4	3	1	3 2	1
5 Tyson Acuff	08:08	0-2	0-0	0-0	1 0 1	0 0	0	0	0	0	0 0	-11
25 Jeremiah Williams	20:36	3-7	1-5	0-0	3 0 3	2 1	7	3	0	1	0 0	11
99 Zach Martini	18:12	4-5	3-4	0-0	1 1 2	1 0	11	1	0	0	1 0	14
1 Jamichael Davis	12:13	0-4	0-1	0-0	0 0 0	1 0	0	2	0	0	1 0	2
21 Emmanuel Ogbole	24:13	1-1	0-0	0-2	4 7 11	2 2	2	2	0	1	0 0	17
0 Jordan Derkack	08:30	1-3	0-1	1-1	1 2 3	1 2	3	0	0	0	0 0	6
Team					0 1 1	0	0					
Totals		33-67	12-29	7-14	17 23 40	20 15	85	16	8	4	6 2	3

Technical Fouls: NONE

Shooting By Period
1 st FG% 16-32 50.0%
3PT% 5-11 45.5%
FT% 7-18 38.9%
GM FG% 33-67 49.3%
3PT% 12-29 41.4%
FT% 7-14 50.0%

Dead Ball Rebounds: 1, 0

Nebraska - 82

Record: 12-5 (2-4)

NO. Name	Min	FG M-A	3P M-A	FT M-A	Rebounds OR DR TOT	Fouls PF	TP	AS	TO	ST	Blocks BS BA	+/-
4 Juwan Gary	33:54	6-13	2-6	6-8	2 5 7	1 5	20	1	0	2	0 0	0
9 Berke Buyuktuncel	21:16	0-4	0-0	0-0	2 1 3	4 0	6	2	2	0	0 1	10
34 Braxton Meah	18:34	3-3	0-0	0-3	3 3 6	1 5	6	2	2	0	1 0	9
3 Brice Williams	35:22	8-15	3-7	2-2	1 3 4	1 2	21	3	2	0	1 1	-3
24 Rollie Worster	26:35	1-4	0-0	8-10	1 6 7	3 5	10	5	1	1	0 1	14
1 Sam Holberg	16:49	0-1	0-0	0-0	1 0 1	2 0	0	3	1	1	0 0	-14
23 Andrew Morgan	19:18	5-9	0-0	1-3	2 2 4	1 2	11	0	0	0	0 0	-11
0 Connor Essegian	23:38	4-11	4-7	0-0	2 2 2	1 0	12	1	0	0	0 2	-10
2 Ahron Ulis	06:23	1-2	0-0	0-1	2 0 2	1 1	2	0	0	1	0 0	-8
8 Jeff Grace	00:10	0-0	0-0	0-0	0 0 0	0 0	0	0	0	0	0 0	-2
Team					5 1 6	0	1					
Totals		28-62	9-22	17-27	19 23 42	15 20	82	17	7	5	2 6	-3

Technical Fouls: NONE

	RUT	NEB							
Biggest lead	5 (2 nd 2:22)	9 (1 st 13:40)	Points from Turnovers	RUT	NEB	Period by Period Scoring			
Best Scoring Run	9 (2 nd 2:22)	8 (2 nd 17:32)	Paint	12	8	RUT	1st	2nd	TOT
Lead Changes	13		Second Chance	40	30		40	45	85
Times Tied	10		Fast Breaks	19	25	NEB	37	45	82
Time with Lead	09:29	24:02	Bench	8	6				
				23	25				

MARYLAND 69, NEBRASKA 66



Official Basketball Box Score - Final
Nebraska at Maryland
01/16/25 XFINITY Center, College Park
2024-25 Men's Basketball

Game Time: 12:00 PM
Game Duration: 1:59
Attendance: 11,069

Officials: Michael Irving, Kelly Pfeifer, Thomas Nunez

Nebraska - 66

Record: 12-6 (2-5)

NO. Name	Min	FG M-A	3P M-A	FT M-A	Rebounds OR DR TOT	Fouls PF	TP	AS	TO	ST	Blocks BS BA	+/-
4 Juwan Gary	34:58	3-9	0-2	0-0	2 5 7	2 1	6	0	2	1	1 2	0
9 Berke Buyuktuncel	22:48	3-5	2-2	0-1	1 3 4	5 2	8	0	2	0	0 0	3
34 Braxton Meah	03:46	0-0	0-0	0-0	2 2 0	0 0	0	0	0	0	0 0	-4
3 Brice Williams	32:46	6-14	0-3	2-2	1 3 4	2 3	14	3	2	3	1 1	-9
24 Rollie Worster	24:54	2-5	0-0	0-0	0 1 1	1 4	3	1	1	1	0 1	-8
0 Connor Essegian	12:55	2-4	0-0	0-0	0 1 1	0 1	6	2	0	0	0 0	-3
23 Andrew Morgan	24:05	7-12	0-2	3-6	1 4 5	0 4	17	0	3	1	0 2	-7
1 Sam Holberg	16:21	3-3	2-2	0-0	0 1 1	3 0	8	1	0	0	0 0	7
2 Ahron Ulis	27:27	1-6	0-1	1-2	0 4 4	1 2	3	10	1	2	0 2	6
Team					4 3 7	0	0					
Totals		27-58	6-16	6-11	9 27 36	14 13	66	15	13	8	2 8	-3

Technical Fouls: NONE

Shooting By Period
1 st FG% 15-27 55.6%
3PT% 3-6 50.0%
FT% 2-2 100%
GM FG% 12-31 38.7%
3PT% 3-10 30.0%
FT% 4-9 44.4%
GM FG% 27-58 46.6%
3PT% 6-16 37.5%
FT% 6-11 54.5%

Dead Ball Rebounds: 3, 0

Maryland - 69

Record: 14-5 (4-4)

NO. Name	Min	FG M-A	3P M-A	FT M-A	Rebounds OR DR TOT	Fouls PF	TP	AS	TO	ST	Blocks BS BA	+/-
9 Seltou Miguel	29:55	5-14	3-8	0-0	0 1 1	1 0	13	3	2	0	1 0	3
10 Julian Reese	32:05	4-8	0-0	0-0	2 8 10	4 2	8	1	0	2	4 0	5
25 Denik Queen	26:40	0-4	0-0	0-4	2 5 7	1 4	3	2	3	0	0 1	-11
0 Ja/Kobi Gillespie	36:28	8-15	5-9	1-2	0 0 0	2 2	22	5	2	4	0 0	8
1 Rodney Rice	32:16	5-10	2-7	3-4	1 1 2	1 3	15	2	2	1	1 0	6
8 Jayhton Young	09:50	0-0	0-0	0-0	0 1 1	0 0	0	1	0	0	0 0	-5
5 DeShawn Harris-Smith	11:58	1-1	0-0	0-0	0 1 1	0 0	2	1	1	0	0 0	-2
6 Tafara Gapare	09:38	2-4	0-1	0-0	0 1 1	2 0	4	0	1	0	0 0	1
22 Jordan Geronimo	11:10	1-2	0-0	0-2	3 4 7	1 3	2	0	0	0	2 0	11
Team					0 2 2	0	1					
Totals		26-58	10-25	7-12	8 24 32	13 14	69	15	12	8	6 2	3

Technical Fouls: NONE

Shooting By Period
1 st FG% 13-28 46.4%
3PT% 6-13 46.2%
FT% 5-7 71.4%
2 nd FG% 13-30 43.3%
3PT% 4-12 33.3%
FT% 2-5 40%
GM FG% 26-58 44.8%
3PT% 10-25 40.0%
FT% 7-12 58.3%

Dead Ball Rebounds: 2, 0

USC 78, NEBRASKA 73



Official Basketball Box Score - Final
Southern California at Nebraska
01/22/25 Pinnacle Bank Arena, Lincoln
2024-25 Men's Basketball

Game Time: 8:12 PM
Game Duration: 2:02
Attendance: 14,492

Officials: Jeffrey Anderson, Earl Walton, D.J. Garstetter

Southern California - 78

Record: 12-7 (4-4)

NO. Name	Min	FG M-A	3P M-A	FT M-A	Rebounds OR DR TOT	Fouls PF	TP	AS	TO	ST	Blocks BS BA	+/-
0 Saint Thomas	38:24	5-10	0-2	1-2	2 3 5	1 2	11	4	0	2	1 1	9
33 Josh Cohen	18:10	2-3	0-0	2-3	1 2 3	2 4	6	2	0	0	0 0	4
1 Desmond Claude	39:42	8-18	1-2	4-6	1 2 3	0 4	21	6	3	1	0 1	6
6 Wesley Yates III	31:39	4-10	0-3	9-9	0 0 0	2 3	17	0	2	4	0 1	9
7 Chibuzo Ajibo	38:40	0-6	0-4	2-2	5 4 9	1 3	2	0	2	0	0 0	6
8 Kevin Patton Jr.	02:04	0-0	0-0	0-0	1 0 1	1 0	0	0	1	0	0 0	-5
12 Rashaun Agee	21:48	5-8	4-6	0-0	2 6 8	3 1	14	0	1	1	0 1	-1
32 Clark Stajchert	09:25	3-6	1-4	0-0	0 0 0	2 0	7	0	0	0	0 0	-4
9 Jalen Shelley	00:08	0-0	0-0	0-0	0 1 1	0 0	0	0	0	0	0 0	1
Team					0 6 6	0	0					
Totals		27-61	6-21	18-22	12 24 36	16 18	78	12	9	8	1 4	5

Technical Fouls: NONE

Shooting By Period
1 st FG% 14-31 45.2%
3PT% 0-9 0.0%
FT% 3-4 75%
2 nd FG% 13-30 43.3%
3PT% 1-5 20.0%
GM FG% 27-61 44.3%
3PT% 6-21 28.6%
FT% 18-22 81.8%

Dead Ball Rebounds: 1, 0

Nebraska - 73

Record: 12-7 (2-6)

NO. Name	Min	FG M-A	3P M-A	FT M-A	Rebounds OR DR TOT	Fouls PF	TP	AS	TO	ST	Blocks BS BA	+/-
4 Juwan Gary	34:36	11-19	0-5	5-6	1 2 3	0 5	27	0	2	0	1 1	-7
9 Berke Buyuktuncel	27:01	3-6	0-3	0-0	1 3 4	3 1	6	1	0	1	1 0	-10
34 Braxton Meah	03:11	0-0	0-0	0-0	0 3 3	1 1	0	2	0	0	0 0	-4
2 Ahron Ulis	14:21	0-1	0-0	0-0	0 3 3	1 0	0	2	0	0	0 0	-6
3 Brice Williams	33:26	5-12	2-8	5-5	0 4 4	2 3	17	2	3	2	0 0	-10
0 Connor Essegian	25:10	5-8	3-6	2-2	1 0 1	1 1	15	0	1	0	0 0	-12
23 Andrew Morgan	13:54	1-1	0-0	0-2	0 3 3	2 2	1	1	1	1	0 0	5
24 Rollie Worster	25:25	1-5	0-1	2-2	0 6 6	3 3	4	6	2	0	1 0	-3
1 Sam Holberg	14:29	1-3	0-1	0-0	0 1 1	4 0	2	0	0	2	0 0	-2
12 Gavin Griffiths	00:07	0-0	0-0	0-0	0 0 0	0 0	0	0	0	0	0 0	0
Team					2 0 2	0	0					
Totals		27-55	5-24	14-17	6 25 31	18 16	73	12	11	6	4 1	-5

Technical Fouls: NONE

	USC	NEB	Technical Fouls:				
Biggest lead	6 (1 st 14:11)	6 (1 st 8:01)	Points from Turnovers	USC	NEB	Period by Period Scoring	
Best Scoring Run	7 (1 st 5:38)	9 (1 st 8:01)	Paint	32	42	1st	2nd
Lead Changes	10		Second Chance	9	9	USC	31
Times Tied	9		Fast Breaks	16	4	T	47
Time with Lead	23:42	12:32	Bench	21	23	NEB	33
							40

NEBRASKA 78, OREGON STATE 66



Official Basketball Box Score - Final
Nebraska at Wisconsin
01/26/25 Kohl Center, Madison
2024-25 Men's Basketball

Game Time: 12:00 PM
Game Duration: 1:45
Attendance: 16,838

Officials: Brian Dorsey, Larry Scritto, Amy Bonner

Nebraska - 55

Record: 12-8 (2-7)

NO. Name		Min	FG M-A	3P M-A	FT M-A	Rebounds OR DR TOT	Fouls PF	TP	AS	TO	ST	Blocks BS BA	+/-
4 Juwan Gary	F	28:41	2-12	1-5	0-0	3 6 9	2 0	5	0	1	0	0	-31
9 Berke Buyuktuncel	F	29:53	3-9	1-4	0-0	0 6 6	1 2	7	0	1	1	0	-23
23 Andrew Morgan	F	21:39	2-5	0-1	1-3	2 3 5	2 3	5	1	1	0	0	-19
1 Sam Holberg	G	29:35	2-3	2-3	0-0	0 2 2	1 0	6	3	1	0	0	-23
3 Brice Williams	G	27:55	4-12	2-5	1-2	1 2 3	2 2	11	2	4	0	1	-28
0 Connor Essegian		23:19	3-10	2-7	0-0	2 2 2	1 2	8	2	2	0	0	-10
24 Rolife Worster		22:56	3-6	1-1	0-0	3 3 3	2 1	7	4	1	3	1	0
2 Ahron Ilos		06:28	1-3	1-3	0-0	0 0 0	0 0	3	0	0	0	0	-3
12 Gavin Griffiths		04:17	0-1	0-0	0 0 0	0 0 0	0 0	1	0	0	0	0	-5
10 Cole Jacobson		00:00	0-0	0-0	0-0	0 0 0	0 0	1	0	0	0	0	-2
8 Jeff Grace		01:53	1-1	0-0	0-1	0 0 0	0 1	2	0	0	0	0	0
Team						1 4 5	0	0	1				

2024-25 BOXSCORES

NEBRASKA 80, NO. 18 ILLINOIS 74 (OT)



Official Basketball Box Score - Final
Illinois at Nebraska
01/30/25 Pinnacle Bank Arena, Lincoln
2024-25 Men's Basketball

Game Time: 7:42 PM
Game Duration: 2:21
Attendance: 14,893

Officials: Jeffrey Anderson, Jason Phillips, Terry Oglesby

Illinois - 74

Record: 14-7 (6-5)

NO. Name	Min	FG M-A	3P M-A	FT M-A	Rebounds OR DR TOT	Fouls PF FD	TP	AS	TO	ST	Blocks BS BA	+/-
3 Ben Humrichous	F 24:31	0-8	0-7	1-2	2 5 7	2 2	1	0	1	0	2 0	-14
21 Marez Johnson Jr.	F 24:44	2-2	0-0	1-2	2 3 5	4 2	5	0	1	1	3 0	8
4 Kylan Boswell	G 31:58	4-9	0-4	0-0	2 2 4	2 0	8	1	2	1	0 1	-6
22 Tre White	G 32:41	2-8	0-1	4-6	5 8 13	1 2	8	0	2	0	2 3	-4
32 Kasperas Jakucionis	G 35:47	6-15	3-10	3-4	3 10 13	2 4	16	4	6	1	0 0	-10
15 Jake Davis	19:59	1-4	1-4	0-0	0 4 4	2 1	3	1	1	0	0 0	-1
2 Dra Gibbs-Lawhorn	23:43	5-10	2-6	3-3	1 3 4	2 2	15	0	2	0	0 0	0
7 Will Riley	27:20	6-16	4-10	0-1	2 2 4	2 4	16	1	2	0	0 0	0
0 Carey Booth	04:18	0-1	0-0	0-0	1 0 1	1 1	0	0	0	0	0 0	-3
Team					2 1 3		0	0				
Totals		26-73	10-42	12-18	20 38 58	18 18	74	7	17	3	7 4	-6

Technical Fouls: NONE

Shooting By Period
1 st FG% 9-32 28.1%
3PT% 3-18 16.7%
FT% 10-13 76.9%
2 nd FG% 15-29 51.7%
3PT% 7-16 43.8%
FT% 2-4 50%
OT FG% 2-12 16.7%
3PT% 0-8 0.0%
FT% 0-1 0%
GM FG% 26-73 35.6%
3PT% 10-42 23.8%
FT% 12-18 66.7%

Dead Ball Rebounds: 4, 0

Nebraska - 80

Record: 13-8 (3-7)

NO. Name	Min	FG M-A	3P M-A	FT M-A	Rebounds OR DR TOT	Fouls PF FD	TP	AS	TO	ST	Blocks BS BA	+/-
4 Juwan Gary	F 40:45	5-10	0-0	3-4	3 5 8	3 2	13	0	1	3	2 2	5
23 Andrew Morgan	F 29:47	4-8	0-0	1-1	4 3 7	2 5	9	2	3	0	0 1	5
1 Sam Holberg	G 35:14	1-3	1-1	0-0	1 2 3	4 1	3	0	0	1	0 1	11
3 Brice Williams	G 41:09	10-26	0-2	7-10	1 7 8	3 5	27	4	1	1	1 3	6
24 Rolie Worster	G 17:51	3-9	1-7	0-0	0 4 4	2 0	7	2	0	1	0 0	-4
0 Connor Essegian	28:04	5-14	2-6	2-2	0 4 4	1 4	14	2	1	2	1 0	13
9 Berke Buyuktuncel	18:31	2-6	1-4	0-1	0 1 1	1 5	1	0	0	0	0 0	2
2 Ahron Ulis	11:16	1-2	0-0	0 0	1 1 2	0 2	4	0	1	1	0 0	-8
31 Cale Jacobsen	02:23	0-0	0-0	0-0	0 1 1	0 0	0	0	0	0	0 0	0
Team					4 1 5		0	0				
Totals		31-78	5-20	13-18	13 29 42	18 18	80	15	6	9	4 7	6

Technical Fouls: NONE

Shooting By Period
1 st FG% 14-36 38.9%
3PT% 3-9 33.3%
FT% 9-11 81.8%
2 nd FG% 13-35 37.1%
3PT% 2-10 20.0%
FT% 2-4 50%
OT FG% 4-7 57.1%
3PT% 0-1 0.0%
FT% 2-3 66.7%
GM FG% 31-78 39.7%
3PT% 5-20 25.0%
FT% 13-18 72.2%

Dead Ball Rebounds: 1, 0

	ILL	NEB
Biggest lead	0 (1 st 20:00)	10 (1 st 2:23)
Best Scoring Run	5 (1 st 6:47)	8 (1 st OT 0:23)
Lead Changes	0	
Times Tied		
Time with Lead	00:00	39:30

Points from Turnovers	ILL	NEB
Paint	28	44
Second Chance	15	12
Fast Breaks	6	8
Bench	34	21

Period by Period Scoring	1st	2nd	OT1	TOT
ILL	31	39	4	74
NEB	40	30	10	80

NEBRASKA 77, NO. 16 OREGON 71



Official Basketball Box Score - Final
Nebraska at Oregon
02/02/25 Matthew Knight Arena, Eugene
2024-25 Men's Basketball

Game Time: 4:30 PM
Game Duration: 2:11
Attendance: 7,848

Officials: Verne Harris, Thomas Nunez, Nate Harris

Nebraska - 77

Record: 14-8 (4-7)

NO. Name	Min	FG M-A	3P M-A	FT M-A	Rebounds OR DR TOT	Fouls PF FD	TP	AS	TO	ST	Blocks BS BA	+/-
4 Juwan Gary	F 34:34	6-10	1-3	10-12	3 2 5	2 6	23	0	1	0	0 0	-1
9 Berke Buyuktuncel	F 27:22	1-7	1-6	0-0	1 8 9	3 0	3	2	0	1	1 1	15
23 Andrew Morgan	F 17:21	4-4	0-0	0-2	1 1 2	4 3	8	2	3	0	0 0	4
1 Sam Holberg	G 37:00	1-5	0-4	0-0	0 2 2	2 1	2	1	2	0	0 0	4
3 Brice Williams	G 37:26	10-18	2-8	6-7	0 7 7	1 5	28	6	3	0	0 0	9
34 Braxton Meah	07:09	0-0	0-0	0-2	1 0 1	1 1	0	0	0	1	1 0	-3
24 Rolie Worster	24:47	4-4	0-0	3-4	0 3 3	4 2	11	2	1	0	0 0	4
0 Connor Essegian	11:13	0-3	0-2	2-2	0 1 1	2 1	2	1	0	1	0 0	-2
2 Ahron Ulis	03:09	0-0	0-0	0-0	0 0 0	1 0	0	0	1	1	0 0	0
Team					3 2 5		0	0	1			
Totals		26-51	4-23	21-29	9 26 35	20 19	77	14	12	4	2 1	6

Technical Fouls: NONE

Shooting By Period
1 st FG% 13-25 52.0%
3PT% 3-13 23.1%
FT% 5-9 55.6%
2 nd FG% 13-26 50.0%
3PT% 1-10 10.0%
FT% 16-20 80%
GM FG% 26-51 51.0%
3PT% 4-23 17.4%
FT% 21-29 72.4%

Dead Ball Rebounds: 3, 0

Oregon - 71

Record: 16-6 (5-6)

NO. Name	Min	FG M-A	3P M-A	FT M-A	Rebounds OR DR TOT	Fouls PF FD	TP	AS	TO	ST	Blocks BS BA	+/-
21 Brandon Angel	F 25:49	5-7	1-2	4-4	2 3 5	2 3	15	0	0	1	0	-4
32 Nate Bittle	C 23:02	2-5	0-0	0-0	1 2 3	3 3	4	2	0	0	0	-23
3 Jackson Shelstad	G 37:29	5-15	3-8	3-4	0 2 2	1 3	16	3	3	2	0	-4
5 TJ Bamba	G 25:54	4-9	0-0	5-6	0 6 6	5 5	13	3	1	4	0	-12
9 Keshawn Barthelemy	G 31:06	2-11	0-5	0-0	1 0 1	5 2	4	1	0	0	0	-6
2 Jadrian Tracey	28:13	3-8	1-4	2-2	0 5 5	4 2	9	2	1	0	0	1
10 Kwame Evans Jr.	12:01	0-1	0-1	2-4	3 1 4	1 3	2	0	2	1	0	0
7 Supreme Cook	14:47	3-4	0-0	2-2	2 2 4	1 1	8	0	2	0	0	0
11 Mookie Cook	01:39	0-0	0-0	0-0	0 0 0	0 0	0	0	0	0	0	-4
Team					2 0 2		0	0	1			
Totals		24-60	5-20	18-22	11 21 32	19 20	71	13	10	9	1 2	-6

Technical Fouls: NONE

Shooting By Period
1 st FG% 10-31 32.3%
3PT% 2-6 25.0%
FT% 6-7 85.7%
2 nd FG% 14-29 48.3%
3PT% 3-12 25.0%
FT% 12-15 80%
GM FG% 24-60 40.0%
3PT% 5-20 25.0%
FT% 18-22 81.8%

Dead Ball Rebounds: 3, 0

	NEB	ORE
Biggest lead	15 (1 st 4:53)	2 (1 st 19:35)
Best Scoring Run	9 (1 st 4:53)	11 (1 st 1:29)
Lead Changes	1	
Times Tied	1	
Time with Lead	38:15	00:46

Points from Turnovers	NEB	ORE
Paint	34	34
Second Chance	6	7
Fast Breaks	24	18
Bench	13	19

Period by Period Scoring	1st	2nd	TOT
NEB	34	43	77
ORE	28	43	71

NEBRASKA 86, WASHINGTON 72



Official Basketball Box Score - Final
Nebraska at Washington
02/05/25 Alaska Airlines Arena, Seattle, WA
2024-25 Men's Basketball

Game Time: 7:30 PM
Game Duration: 1:55
Attendance: 5,384

Officials: Brian Dorsey, Doug Simons, Mike Littellwood

Nebraska - 86

Record: 15-8 (5-7)

NO. Name	Min	FG M-A	3P M-A	FT M-A	Rebounds OR DR TOT	Fouls PF FD	TP	AS	TO	ST	Blocks BS BA	+/-
4 Juwan Gary	F 24:50	6-10	2-4	3-4	1 6 7	3 2	17	1	1	0	1 1	13
9 Berke Buyuktuncel	F 26:19	3-5	1-2	0-0	1 8 9	3 1	7	1	1	1	1 1	21
23 Andrew Morgan	F 17:04	4-6	0-0	0-3	0 1 1	1 4	8	2	1	0	0 0	-8
1 Sam Holberg	G 33:05	2-4	0-0	3-3	0 3 3	1 2	7	4	0	3	1 0	16
3 Brice Williams	G 38:49	7-14	4-7	5-5	1 1 2	1 2	23	4	0	0	1 3	14
0 Connor Essegian	20:41	5-9	4-5	2-2	0 1 1	0 1	16	1	0	0	0 1	0
24 Rolie Worster	35:05	1-6	0-1	4-5	1 3 4	0 4	6	3	1	2	2 0	18
34 Braxton Meah	03:37	1-1	0-0	0-0	0 1 1	2 0	2	0	1	0	0 0	-4
2 Ahron Ulis	00:30	0-0	0-0	0-0	0 0 0	0 0	0	0	0	0	0 0	0
Team					2 0 2		0	0	1			
Totals		29-55	11-19	17-22	6 24 30	11 16	86	16	6	6	6 14	

Technical Fouls: NONE

Shooting By Period
1 st FG% 13-26 50.0%
3PT% 5-10 50.0%
FT% 6-8 75%
2 nd FG% 16-29 55.2%
3PT% 6-9 66.7%
FT% 11-14 78.6%
GM FG% 29-55 52.7%
3PT% 11-19 57.9%
FT% 17-22 77.3%

Dead Ball Rebounds: 2, 1

Washington - 72

Record: 11-11 (2-9)

NO. Name	Min	FG M-A	3P M-A	FT M-A	Rebounds OR DR TOT	Fouls PF FD	TP	AS	TO	ST	Blocks BS BA	+/-
1 Great Osobor	F 33:50	6-12	1-3	4-6	2 6 8	3 5	17	5	4	0	1 1	-9
32 Wilhelm Breidenbach	F 07:04	1-2	1-1	0-0	0 1 1	2 0	3	0	0	0	0 0	-2
0 Mekhi Mason	G 36:36	8-12	4-6	3-4	0 4 4	1 3	23	1	1	0	1 1	-8
8 Tyler Harris	G 38:03	5-10	3-6	1-2	2 9 11	3 3	14	0	1	0	1 0	-12
9 Zoom Diallo	G 30:08	5-13	0-2	0-0	1 1 2	2 0	10	3	2	1	1 3	-17
6 Tyree Ihenachio	24:31	0-2	0-2	0-0	0 1 1	1 0	0	3	0	0	1 1	-6
4 DJ Davis	20:27	1-4	1-4	0-0	0 0 0	1 0	3	1	0	0	0 0	-9
11 Franck Kepnang	06:10	1-1	0-0	0-0	0 1 1	3 0	2	0	1	0	1 0	-5
13 Jase Butler	03:11	0-1	0-1	0-0	0 0 0	0 0	0	0	0	0	0 0	-2
Team					3 0 3		0	0				
Totals		27-57	10-25	8-12	8 23 31	16 11	72	13	9	1	6 6	-14

Technical Fouls: NONE

Shooting By Period
1 st FG% 17-32 53.1%
3PT% 9-16 56.3%
FT% 4-5 80%
2 nd FG% 10-25 40.0%
3PT% 1-9 11.1%
FT% 4-7 57.1%
GM FG% 27-57 47.4%
3PT% 10-25 40.0%
FT% 8-12 66.7%

Dead Ball Rebounds: 1, 0

	NEB	WASH
Biggest lead	16 (2 nd 0:41)	13 (1 st 11:57)
Best Scoring Run	11 (2 nd 15:06)	9 (1 st 13:50)
Lead Changes	6	
Times Tied	4	
Time with Lead	14:54	22:29

NO. 25 MARYLAND 83, NEBRASKA 75



Official Basketball Box Score - Final
Maryland at Nebraska
02/13/25 Pinnacle Bank Arena, Lincoln
2024-25 Men's Basketball

Game Time: 7:40 PM
Game Duration: 2:02
Attendance: 14,785

Officials: Randy Richardson, Mike Littlewood, Kipp Kissinger

Maryland - 83

Record: 19-6 (9-5)

NO.	Name	Min	FG	3P	FT	Rebounds	Fouls	TP	AS	TO	ST	Blocks	BS	BA	+	-
9	Selton Migue	F 34:00	5-9	3-5	4-4	0 2 2	0 2	17	3	1	2	0	0	0	10	
10	Julian Reese	F 36:36	5-6	0-0	3-6	3 9 12	3 4	13	2	1	1	2	0	0	11	
25	Derik Queen	C 36:07	9-11	0-0	6-6	5 6 11	4 5	24	1	3	0	0	0	1	8	
0	JaKobi Gillespie	G 36:47	6-11	3-5	0-0	1 2 3	1 0	15	7	2	0	0	0	1	9	
1	Rodney Rice	G 38:37	6-14	1-5	1-2	0 2 2	1 3	14	1	1	0	0	0	0	9	
22	Jordan Geronimo	07:17	0-2	0-0	0-0	0 0 0	3 1	0	0	1	0	0	0	0	-3	
5	DeShawn Harris-Smith	07:22	0-0	0-0	0-0	0 4 4	0 0	0	1	2	1	0	0	0	-3	
8	Jaylon Young	03:13	0-0	0-0	0-0	0 0 0	1 0	0	0	0	0	0	0	0	-1	
Team						0 0 0		0	1							
Totals			31-53	7-15	14-18	9 25 34	13 15	83	15	12	4	2	2	8		

Technical Fouls: Reese 2nd 10:33

Shooting By Period		
1 st FG%	17-31	54.8%
3PT%	6-11	54.5%
FT%	2-2	100%
2 nd FG%	14-22	63.6%
3PT%	1-4	25.0%
FT%	12-16	75%
GMFG%	31-53	58.5%
3PT%	7-15	46.7%
FT%	14-18	77.8%

Dead Ball Rebounds: 3, 0

Nebraska - 75

Record: 16-9 (6-8)

NO.	Name	Min	FG	3P	FT	Rebounds	Fouls	TP	AS	TO	ST	Blocks	BS	BA	+	-
4	Juwan Gary	F 38:02	8-19	3-6	3-4	1 1 2	2 3	22	0	2	0	0	0	0	-9	
23	Andrew Morgan	F 21:28	5-6	1-1	4-4	1 2 3	5 2	15	3	1	1	0	0	0	-4	
1	Sam Holberg	G 30:21	2-5	1-3	0-0	0 4 4	2 0	5	1	1	1	0	0	0	-7	
3	Brice Williams	G 38:34	5-13	3-9	7-7	1 1 2	2 2	20	3	2	0	0	0	0	-9	
24	Rollie Worster	G 30:44	4-7	1-2	0-0	1 3 4	1 1	9	0	2	1	0	0	0	-1	
0	Connor Essegian	08:35	0-6	0-4	0-0	2 2 2	0 0	0	1	0	0	0	0	0	-7	
34	Braxton Meah	18:23	0-0	0-0	2-2	2 2 4	3 4	2	1	1	0	1	0	0	-2	
2	Ahron Ulis	13:53	1-2	0-0	0-0	0 1 1	0 0	2	4	0	0	0	0	0	-1	
Team						0 0 0		0	1							
Totals			25-58	9-25	16-17	8 14 22	15 12	75	13	10	3	2	2	8		

Technical Fouls: NONE

Shooting By Period		
1 st FG%	11-28	39.3%
3PT%	6-15	40.0%
FT%	7-7	100%
2 nd FG%	14-30	46.7%
3PT%	3-10	30.0%
FT%	9-10	90%
GMFG%	25-58	43.1%
3PT%	9-25	36.0%
FT%	16-17	94.1%

Dead Ball Rebounds: 1, 0

MRY		NEB	
Biggest lead	11 (2 nd 15:25)	3 (1 st 18:18)	
Best Scoring Run	9 (1 st 14:26)	6 (1 st 11:25)	
Lead Changes	10		
Times Tied	6		
Time with Lead	35:28	02:32	

Points from		MRY		NEB	
Turnovers		11	16		
Paint		42	26		
Second Chance		8	9		
Fast Breaks		12	5		
Bench		0	4		

Period by Period Scoring			
	1st	2nd	TOT
MRY	42	41	83
NEB	35	40	75

NEBRASKA 68, NORTHWESTERN 64



Official Basketball Box Score - Final
Nebraska at Northwestern
02/16/25 Weath-Ryan Arena, Evanston
2024-25 Men's Basketball

Game Time: 2:00 PM
Game Duration: 2:05
Attendance: 7,039

Officials: Paul Szec, Kelly Pfeiffer, Terry Oglesby

Nebraska - 68

Record: 17-9 (7-6)

NO.	Name	Min	FG	3P	FT	Rebounds	Fouls	TP	AS	TO	ST	Blocks	BS	BA	+	-
4	Juwan Gary	F 32:49	4-7	2-3	7-7	1 0 1	3 5	17	0	3	2	1	1	1	7	
23	Andrew Morgan	F 17:18	2-5	0-0	5-8	2 2 4	1 4	9	1	2	1	3	0	0	-7	
1	Sam Holberg	G 25:09	0-1	0-1	0-0	0 2 2	3 0	0	3	1	3	0	0	0	1	
3	Brice Williams	G 38:44	6-14	1-5	8-10	0 4 4	1 7	21	4	4	3	0	2	4		
24	Rollie Worster	G 27:25	0-4	0-2	0-0	1 2 3	1 1	0	4	0	0	0	0	0	-1	
0	Connor Essegian	23:18	3-7	2-5	0-0	0 4 4	0 0	8	2	1	1	0	0	0	12	
34	Braxton Meah	22:38	4-5	0-0	2-3	0 7 7	1 3	10	0	2	0	2	0	0	9	
2	Ahron Ulis	03:02	0-0	0-0	0-0	0 0 0	2 0	0	0	1	0	0	0	0	-5	
12	Gavin Griffiths	08:35	1-2	1-2	0-0	0 0 0	1 1	3	0	0	1	0	0	0	0	
31	Cale Jacobsen	01:02	0-0	0-0	0-0	0 0 0	0 0	0	0	0	0	0	0	0	0	
Team						1 1 2		0	0							
Totals			20-45	6-16	22-28	5 22 27	13 21	68	14	14	11	6	3	4		

Technical Fouls: NONE

Shooting By Period		
1 st FG%	6-22	27.3%
3PT%	1-10	10.0%
FT%	8-12	66.7%
2 nd FG%	14-23	60.9%
3PT%	5-8	62.5%
FT%	14-16	87.5%
GMFG%	20-45	44.4%
3PT%	6-18	33.3%
FT%	22-28	78.6%

Dead Ball Rebounds: 2, 1

Northwestern - 64

Record: 13-13 (4-11)

NO.	Name	Min	FG	3P	FT	Rebounds	Fouls	TP	AS	TO	ST	Blocks	BS	BA	+	-
2	Nick Martinelli	F 39:00	11-25	0-1	1-2	5 4 9	3 2	23	2	4	3	1	1	1	7	
34	Matthew Nicholson	C 27:58	2-7	0-0	0-1	5 7 12	2 3	4	2	2	1	1	0	0	3	
3	Ty Berry	G 35:42	7-18	6-15	3-3	1 1 2	4 4	23	2	3	0	0	0	0	-10	
11	Jordan Clayton	G 21:08	0-3	0-0	0-0	0 2 2	2 1	0	2	1	0	0	0	0	2	
20	Justin Mullins	G 32:42	2-5	0-0	0-0	0 3 3	1 1	4	2	3	2	1	3	8		
5	Keenan Fitzmorris	11:58	2-2	0-0	0-0	4 2 6	2 0	4	1	1	0	0	0	0	-6	
24	K.J. Windham	18:43	0-7	0-3	0-0	0 2 5	1 0	0	3	0	0	0	0	0	-4	
44	Angelo Claravino	12:49	2-5	1-1	1-2	4 1 5	2 1	6	0	2	2	0	0	0	-1	
Team						4 1 5		0	0							
Totals			26-72	7-20	5-8	23 23 46	21 13	64	14	16	8	3	6	4		

Technical Fouls: NONE

Shooting By Period		
1 st FG%	14-38	36.8%
3PT%	5-17	29.4%
FT%	3-6	50%
2 nd FG%	12-34	35.3%
3PT%	3-13	23.1%
FT%	2-2	100%
GMFG%	26-72	36.1%
3PT%	7-20	35.0%
FT%	5-8	62.5%

Dead Ball Rebounds: 3, 1

UNL		NU	
Biggest lead	4 (2 nd 0:01)	20 (2 nd 19:15)	
Best Scoring Run	11 (2 nd 11:47)	8 (1 st 8:06)	
Lead Changes	3		
Times Tied	4		
Time with Lead	01:52	36:06	

Points from		MCH		NEB	
Turnovers		17	9		
Paint		18	36		
Second Chance		8	18		
Fast Breaks		10	10		
Bench		21	10		

Period by Period Scoring			
	1st	2nd	TOT
UNL	21	47	68
NU	36	28	64

PENN STATE 89, NEBRASKA 72



Official Basketball Box Score - Final
Nebraska at Penn St.
02/19/25 Bryce Jordan Center, State College
2024-25 Men's Basketball

Game Time: 6:30 PM
Game Duration: 1:53
Attendance: 7,115

Officials: Jason Phillips, Verne Harris, Kevin Bill

Nebraska - 72

Record: 17-10 (7-9)

NO.	Name	Min	FG	3P	FT	Rebounds	Fouls	TP	AS	TO	ST	Blocks	BS	BA	+	-
4	Juwan Gary	F 29:58	1-7	0-1	4-4	1 0 1	1 6	6	3	1	3	0	2	-19		
23	Andrew Morgan	F 16:45	8-8	0-0	2-3	0 3 3	3 3	18	1	2	0	0	0	4		
3	Brice Williams	G 32:54	6-11	2-5	3-3	1 1 2	3 1	17	5	2	1	0	0	0	-10	
24	Rollie Worster	G 24:34	3-6	0-3	0-0	1 2 3	2 0	6	2	3	0	0	0	0	-23	
32	Sam Holberg	G 13:09	0-1	0-1	0-0	0 0 0	1 1	0	1	4	1	0	0	0	-10	
34	Braxton Meah	18:17	1-1	0-0	0-0	2 2 2	1 0	2	0	1	0	0	0	0	-16	
0	Connor Essegian	26:51	8-15	4-9	0-0	0 3 3	0 0	20	2	0	0	0	0	0	-7	
2	Ahron Ulis	21:39	0-2	0-0	0-1	0 0 0	2 2	0	4	0	1	0	0	0	-3	
12	Gavin Griffiths	15:38	1-3	1-2	0-0	0 5 5	0 0	3	3	2	0	2	0	0	-1	
31	Cale Jacobsen	00:15	0-0	0-0	0-0	0 0 0	0 0	0	0	0	0	0	0	0	0	
Team						3 0 3		0	1							
Totals			29-54	7-21	9-11	6 16 22	13 13	72	21	16	6	3	2	17		

Technical Fouls: NONE

Shooting By Period		
1 st FG%	9-25	36.0%
3PT%	4-13	30.8%
FT%	5-5	100%
2 nd FG%	19-29	65.5%
3PT%	3-8	37.5%
FT%	4-6	66.7%
GMFG%	29-54	51.9%
3PT%	7-21	33.3%
FT%	9-11	81.8%

Dead Ball Rebounds: 2, 0

2024-25 BOXSCORES

MINNESOTA 67, NEBRASKA 65



Official Basketball Box Score - Final
Minnesota at Nebraska
03/01/25 Pinnacle Bank Arena, Lincoln
2024-25 Men's Basketball

Game Time: 1:05 PM
Game Duration: 1:58
Attendance: 15,749

Officials: Jeffrey Anderson, Earl Walton, Kevin Brin

Minnesota - 67

Record: 15-14 (7-11)

NO.	Name	Min	FG M-A	3P M-A	FT M-A	Rebounds OR DR TOT	Fouls PF FD	TP	AS	TO	ST	Blocks BS BA	+/-
3	Dawson Garcia	F 28:45	3-9	2-5	1-2	2 4 6	4 3 9	2	0	0	1	0	3
23	Parker Fox	F 15:03	1-1	0-0	0-0	0 3 3	3 0 0	2	0	0	1	0	9
2	Mike Mitchell Jr.	G 06:55	0-1	0-0	0-0	1 1 0	0 0 0	0	0	0	0	0	7
11	Femi Odukale	G 38:15	4-6	0-0	1-2	2 2 4	1 1 9	5	5	1	1	0	2
25	Lu'cye Patterson	G 32:01	7-18	2-7	0-0	0 5 5	3 2 16	3	1	0	0	1	-5
00	Frank Mitchell	24:15	4-5	0-0	0-0	2 7 9	2 0 8	0	1	1	1	0	-10
1	Isaac Asuma	28:53	1-4	1-2	0-0	0 1 1	3 0 3	5	4	1	0	0	1
24	Brennan Rigbsy	22:38	7-8	5-6	1-1	0 2 2	1 1 20	0	0	0	0	0	-1
4	Kadyn Betts	03:15	0-1	0-1	0-0	0 0 0	0 0 0	0	0	0	0	0	4
Team						1 1 2	0	0	3				
Totals			27-53	10-21	3-5	7 26 33	17 7 67	15	14	4	3	1	2

Technical Fouls: NONE

Nebraska - 65

Record: 17-12 (7-11)

NO.	Name	Min	FG M-A	3P M-A	FT M-A	Rebounds OR DR TOT	Fouls PF FD	TP	AS	TO	ST	Blocks BS BA	+/-
4	Juwan Gary	F 37:43	8-14	0-0	5-6	5 0 5	1 3 21	0	1	1	0	1	4
9	Berke Buyuktuncel	F 18:05	1-6	0-0	0-0	3 2 5	1 1 2	1	0	0	0	0	20
34	Braxton Meah	C 09:36	0-0	0-0	1-6	2 1 3	0 4 1	1	0	0	0	0	-12
1	Sam Hoberg	G 31:07	2-3	0-1	0-0	0 2 2	1 1 4	4	3	3	0	0	4
3	Brice Williams	G 38:15	8-18	1-6	4-5	0 3 3	1 3 21	2	1	3	0	1	-3
23	Andrew Morgan	24:13	2-6	0-1	1-3	2 3 5	1 5 5	2	3	1	1	1	17
0	Connor Essegian	28:44	4-11	3-7	0-0	0 5 5	1 0 11	0	0	0	0	0	2
24	Rollie Worster	10:27	0-0	0-0	0-0	0 2 2	1 0 0	1	0	0	0	0	-1
2	Ahron Ulis	01:50	0-0	0-0	0-0	0 0 0	0 0 0	0	0	0	0	0	-1
Team						0 2 2	0	0					
Totals			25-58	4-17	11-20	12 20 32	7 17 65	8	6	8	1	3	-2

Technical Fouls: NONE

	MIN	NEB
Biggest lead	19 (2 nd 15:43)	2 (1 st 14:40)
Best Scoring Run	10 (1 st 3:08)	9 (2 nd 9:16)
Lead Changes	6	4
Times Tied	4	6
Time with Lead	37:05	00:51

Points from Turnovers	MIN	NEB
Paint	9	19
Second Chance	26	36
Fast Breaks	13	15
Bench	31	16

Period by Period Scoring	1st	2nd	TOT
MIN	35	32	67
NEB	26	39	65

Shooting By Period	1 st	2 nd	3 rd	4 th	OT
1 st FG%	10-23	43.5%			
3PT%	1-7	14.3%			
FT%	5-12	41.7%			
2 nd FG%	15-35	42.9%			
3PT%	3-10	30.0%			
FT%	6-8	75.0%			
GM FG%	25-58	43.1%			
3PT%	4-17	23.5%			
FT%	11-20	55.0%			

Dead Ball Rebounds: 4, 0

OHIO STATE 116, NEBRASKA 114 (2OT)



Official Basketball Box Score - Final
Nebraska at Ohio State
03/04/25 Value City Arena, Columbus, Ohio
2024-25 Men's Basketball

Game Time: 9:02 PM
Game Duration: 2:48
Attendance: 10,021

Officials: Brian Dorsey, Randy Richardson, Kelly Pfeiler

Nebraska - 114

Record: 17-13 (7-12)

NO.	Name	Min	FG M-A	3P M-A	FT M-A	Rebounds OR DR TOT	Fouls PF FD	TP	AS	TO	ST	Blocks BS BA	+/-
4	Juwan Gary	F 47:45	9-12	3-6	3-4	4 3 7	1 1 2	24	3	1	1	2	-1
9	Berke Buyuktuncel	F 19:05	0-2	0-2	2-4	1 1 2	5 3 2	4	1	0	0	0	-6
1	Sam Hoberg	G 24:43	2-5	1-3	0-0	0 3 3	5 0 5	1	1	1	0	0	0
3	Brice Williams	G 48:49	16:29	5-9	6-7	1 5 6	4 4 43	2	5	0	0	0	-3
24	Rollie Worster	G 34:05	3-7	0-1	0-0	1 3 4	5 0 6	2	0	1	0	0	1
0	Connor Essegian	32:38	5-13	3-7	3-3	0 4 4	2 5 16	3	3	0	0	2	3
23	Andrew Morgan	36:32	5-8	0-0	4-7	3 4 7	4 6 14	2	0	2	0	0	1
2	Ahron Ulis	06:19	1-1	0-0	2-3	2 0 2	3 2 4	0	0	0	0	0	-2
8	Jeff Grace	00:02	0-0	0-0	0-0	0 0 0	0 0 0	0	0	0	0	0	-1
31	Cale Jacobsen	00:02	0-0	0-0	0-0	0 0 0	0 0 0	0	0	0	0	0	-2
Team						1 2 3	0	0					
Totals			41-77	12-28	20-28	13 25 38	29 22 114	17	11	5	2	2	-2

Technical Fouls: NONE

Ohio State - 116

Record: 17-13 (8-10)

NO.	Name	Min	FG M-A	3P M-A	FT M-A	Rebounds OR DR TOT	Fouls PF FD	TP	AS	TO	ST	Blocks BS BA	+/-
8	Micah Parrish	F 46:09	5-14	5-11	7-8	2 4 6	2 4 22	3	2	0	1	0	6
13	Sean Stewart	F 17:56	5-5	0-0	3-4	3 4 7	5 2 13	0	1	1	1	0	13
21	Devin Royal	F 43:00	6-9	0-0	10-14	4 4 8	5 2 13	0	2	2	0	1	6
0	John Mobley Jr.	G 44:25	6-14	3-8	5-8	0 1 1	2 6 20	3	1	0	0	1	3
2	Bruce Thornton	G 47:57	12:20	3-9	2-2	0 2 2	2 2 29	9	1	2	0	0	8
4	Aaron Bradshaw	21:58	2-3	1-2	3-4	0 1 1	2 2 8	0	0	0	0	0	-12
6	Oues Glover	05:44	0-3	0-2	0-0	0 0 0	0 0 0	1	0	1	0	0	-5
12	Evan Mahaffey	13:56	0-0	0-0	2-4	0 4 4	3 2 2	0	0	0	0	0	2
20	Colin White	05:40	0-0	0-0	1-1	2 1 0	1 0 0	0	0	0	0	0	-4
17	Ivan Ngogovan	01:00	0-0	0-0	0-0	0 0 0	1 0 0	0	0	1	0	0	0
25	Austin Parks	02:15	0-0	0-0	0-0	0 0 0	1 1 0	0	0	0	0	0	0
Team						0 3 3	0	0					
Totals			36-68	12-32	32-44	10 24 34	22 29 116	18	9	6	2	2	2

Technical Fouls: NONE

	NEB	OSU
Biggest lead	5 (1 st OT 3:51)	11 (1 st 12:52)
Best Scoring Run	7 (1 st 6:35)	7 (2 nd 12:38)
Lead Changes	6	44 38
Times Tied	5	26 15
Time with Lead	07:17	40:20

Points from Turnovers	NEB	OSU
Paint	18	8
Second Chance	44	38
Fast Breaks	5	4
Bench	34	10

Period by Period Scoring	1st	2nd	OT1	OT2	TOT
NEB	39	50	10	15	114
OSU	45	44	10	17	116

IOWA 83, NEBRASKA 68



Official Basketball Box Score - Final
Iowa at Nebraska
03/09/25 Pinnacle Bank Arena, Lincoln
2024-25 Men's Basketball

Game Time: 11:31 AM
Game Duration: 2:00
Attendance: 15,697

Officials: Jeffrey Anderson, Doug Simons, Thomas Nuzice

Iowa - 83

Record: 16-15 (7-13)

NO.	Name	Min	FG M-A	3P M-A	FT M-A	Rebounds OR DR TOT	Fouls PF FD	TP	AS	TO	ST	Blocks BS BA	+/-
7	Seydou Traore	F 15:14	0-2	0-0	0-0	1 1 2	2 1 0	1	1	1	1	0	-6
13	Ladji Dembele	F 22:24	1-3	0-1	4-7	3 1 4	1 4 1	6	0	1	1	1	-4
20	Paton Sandfort	F 34:39	9-18	2-9	2-2	2 6 8	3 2 22	2	1	2	1	1	15
3	Drew Thelwell	G 16:36	2-6	1-4	1-2	0 2 2	0 6 6	3	0	0	0	0	4
4	Josh Dix	G 35:46	7-15	1-3	0-0	0 4 4	3 0 15	4	0	0	0	1	16
0	Even Brauns	17:54	3-3	0-0	0-0	0 4 4	2 0 6	1	0	1	0	0	17
24	Pryce Sandfort	29:50	5-9	4-6	2-4	1 10 11	2 4 16	3	0	0	0	0	23
2	Brook Harding	23:24	4-7	3-5	1-2	0 3 3	2 2 12	4	1	0	0	0	-1
14	Carter Kingsbury	04:14	0-0	0-0	0-0	0 0 0	0 0 0	0	0	0	0	0	-1
Team						1 0 1	0	0					
Totals			31-63	11-28	10-17	8 31 39	15 19 83	18	4	5	2	2	15

Technical Fouls: NONE

Nebraska - 68

Record: 17-14 (7-13)

NO.	Name	Min	FG M-A	3P M-A	FT M-A	Rebounds OR DR TOT	Fouls PF FD	TP	AS	TO	ST	Blocks BS BA	+/-
4	Juwan Gary	F 27:34	7-15	2-5	8-9	4 3 7	5 6 24	1	0	0	0	0	-4
9	Berke Buyuktuncel	F 25:25	3-4	1-2	1-1	2 5 7	2 1 8	3	1	0	0	0	-4
1	Sam Hoberg	G 31:04	3-9	2-7	4-5	0 1 1	5 2 12	1	0	0	0	0	-11
3	Brice Williams	G 38:05	3-12	0-3	1-2	1 3 4	2 2 7	2	1	1	1	0	-13
24	Rollie Worster	G 28:25	1-5	1-2	0-0	2 5 7	3 1 3	5	0	1	0	0	-7
0	Connor Essegian	24:46	0-11	0-8	2-2	1 3 4	0 1 2	1	1	0	1	2	-15
23	Andrew Morgan	14:35	3-3	0-0	0-0	2 4 5	1 2 8	0	1	0	0	0	-11
2	Ahron Ulis	07:11	2-4	0-0	0-0	0 0 0	0 0 4	0	1	1	0	0	-5
31	Cale Jacobsen	00:24	0-0	0-0	0-0	0 0 0	0 1 0	0	0	0	0	0	-2
12	Gavin Griffiths	01:43	0-0	0-0	0-0	0 0 0	0 0 0	0	0	0	0	0	-2
8	Jeff Grace	00:48	0-0	0-0	0-0	0 0 0	0 0 0	0	0	0	0	0	-1
Team						0 3 3	0	1					
Totals			22-63	6-27	18-23	11 27 38	19 15 68	13	6	3	2	2	-15

Technical Fouls: NONE

	HWK	NEB
Biggest lead	15 (2 nd 0:48)	8 (1 st 12:03)
Best Scoring Run	11 (1 st 10:08)	6 (1 st 18:34)
Lead Changes	3	3
Times Tied	3	3
Time with Lead	28:53	08:40

Points from Turnovers	HWK	NEB
Paint	34	30
Second Chance	12	11
Fast Breaks	5	4
Bench	34	14

Period by Period Scoring	1st	2nd	TOT
HWK	40	43	83
NEB	35	33	68

NEBRASKA 81, GEORGETOWN 69



Official Basketball Box Score - Final
Nebraska at Georgetown
04/02/25 MGM Grand Garden Arena, Las Vegas
2024-25 Men's Basketball

Game Time: 6:30 PM
Game Duration: 2:02
Attendance: 2,512

Officials: Pat Driscoll, Earl Walton, Deron George

Nebraska - 81

Record: 19-14

NO.	Name	Min	FG	3P	FT	Rebounds	Fouls	TP	AS	TO	ST	Blocks	BS	BA			
			M-A	M-A	M-A	OR	DR	TOT	PF								
4	Juwan Gary	6:13	3-5	2-3	2	8	10	1	2	17	2	0	0	10			
9	Berke Buyuktuncel	F 19:37	0-2	0-1	2-2	2	4	6	1	2	2	0	1	11			
1	Sam Holberg	G 25:00	1-6	0-4	0-0	0	1	1	2	0	2	3	1	0	0	11	
3	Brice Williams	G 36:40	8-14	5-9	7-7	1	2	3	2	3	26	3	4	1	0	6	
31	Cale Jacobsen	G 36:21	3-7	0-1	1-1	1	5	6	3	1	7	4	0	3	2	16	
0	Connor Essagian	14:09	3-8	1-6	0-0	0	1	1	1	0	7	1	2	1	0	5	
2	Ahron Ulis	13:53	3-4	0-1	0-0	0	1	1	2	0	6	2	2	1	0	0	
23	Andrew Morgan	20:23	4-5	0-0	4-5	4	5	9	2	5	12	0	0	0	1	0	
Team						0			3	0	0	0	0	0			
Totals			28-59	9-27	16-18	10	30	40	14	13	81	15	10	9	3	2	12

Shooting By Period		
1 st FG%	12-26	46.2%
3PT%	4-13	30.8%
FT%	6-6	100%
2 nd FG%	16-33	48.5%
3PT%	5-14	35.7%
FT%	10-12	83.3%
GM FG%	28-59	47.5%
3PT%	9-27	33.3%
FT%	16-18	88.9%

Dead Ball Rebounds: 1, 0

Technical Fouls: NONE

Georgetown - 69

Record: 18-16

NO.	Name	Min	FG		3P		FT		Rebounds		Fouls		TP	AS	TO	ST	Blocks		+/-	
			M-A	P-A	M-A	P-A	M-A	P-A	OR	DR	TOT	PF					BS	BA		
4	Caleb Williams	F 28:45	4-7	0-0	1-2	1	3	4	5	4	9	2	4	2	0	1	-12			
7	Drew McKenna	F 18:57	2-8	0-2	2-3	1	4	5	1	3	6	0	0	0	0	0	-10			
23	Jordan Burks	F 37:13	4-12	3-8	0-0	1	5	6	2	0	11	1	1	2	1	0	-2			
2	Malik Mack	G 40:00	7-16	4-8	7-9	0	1	1	0	6	25	3	3	0	0	2	-12			
11	Curtis Williams Jr.	G 30:04	1-6	1-5	1-2	0	3	3	4	1	4	1	2	1	0	0	-17			
45	Kayvaun Muiready	29:17	3-5	3-4	0-0	0	3	3	1	0	9	1	1	1	0	0	-7			
14	Austin Montgomery	11:42	1-4	0-2	0-0	1	1	2	0	0	2	0	0	0	1	0	-3			
30	Michael Van Raaphorst	04:02	1-1	1-1	0-0	0	1	1	0	0	3	0	0	0	0	0	3			
Team																				
Totals			29-59	12-30	11-16	9	22	31	13	14	69	8	11	6	2	3	-12			

Shooting By Period		
1 st FG%	9-31	29.0%
3PT%	4-14	28.6%
FT%	2-7	28.6%
2 nd FG%	14-28	50.0%
3PT%	8-16	50.0%
FT%	9-9	100%
GM FG%	23-59	39.0%
3PT%	12-30	40.0%
FT%	11-16	68.8%

Dead Ball Rebounds: 2, 0

Technical Fouls: NONE

	NEB		GU		
Biggest lead	19 (2 nd 16:17)	0 (1 st 20:00)	Points from	NEB	GU
Best Scoring Run	9(1 st 3:13)	6(2 nd 13:57)	Turnovers	14	7
Lead Changes	0		Paint	34	18
Times Tied	1		Second Chance	9	4
Time with Lead	39:06	00:00	Fast Breaks	7	4
			Bench	25	14

Period by Period Scoring			
	1st	2nd	TOT
NEB	34	47	81
GU	24	45	69

NEBRASKA 79, BOISE STATE 69



Official Basketball Box Score - Final
Boise St. at Nebraska
04/05/25 T-Mobile Arena, Las Vegas
2024-25 Men's Basketball

Game Time: 10:30 AM
Game Duration: 2:04

Officials: Brian O'Connell, Larry Scrotto, Tyler Kumpf

Boise St. - 69

Record: 25-11

NO.	Name	Min	FG		3P		FT		Rebounds		Fouls		TP	AS	TO	ST	Blocks		+/-	
			M	A	M	A	M	A	OR	DR	TOT	PF					DD	BS		BA
1	O'Mar Stanley	F 14:33	0-3	0-0	0-0	2	1	3	1	1	0	1	0	0	0	0	0	0	-7	
2	Tyson Degenhart	F 35:22	9-17	4-9	4-5	0	8	8	2	4	26	2	0	2	0	2	-4			
6	Pearson Carmichael	F 27:19	5-12	3-8	0-0	1	0	1	2	0	13	1	0	2	0	0	-7			
13	Andrew Meadow	F 28:57	5-11	2-3	2-2	2	1	3	3	2	14	1	2	1	1	0	-11			
11	Alvaro Cardenas	G 35:40	2-8	0-3	0-0	0	1	1	1	3	4	9	6	1	1	1	-7			
5	RJ Keene	18:52	1-2	0-1	0-0	2	1	3	5	0	2	0	0	0	0	0	3			
10	Emmanuel Ugbo	09:45	0-1	0-1	0-0	0	2	2	0	1	0	0	0	0	0	0	-6			
22	Javan Buchanan	19:39	2-7	0-1	4-4	2	4	6	1	2	8	0	0	0	0	1	-12			
0	Julian Bowie	09:53	1-2	0-1	0-0	0	0	0	1	0	2	0	1	0	0	0	1			
Team																				
Totals			25-63	9-27	10-11	11	20	31	16	13	69	14	9	6	2	4	-10			

Shooting By Period		
1 st FG%	13-29	44.8%
3PT%	4-11	36.4%
FT%	3-4	75%
2 nd FG%	12-34	35.3%
3PT%	5-16	31.3%
FT%	7-7	100%
GM FG%	25-63	39.7%
3PT%	9-27	33.3%
FT%	10-11	90.9%

Dead Ball Rebounds: 1, 0

Technical Fouls: NONE

Nebraska - 79

Record: 20-14

NO.	Name	Min	FG		3P		FT		Reb		Fouls		TP	AS	TO	ST	Blocks		+/-	
			M-A	M-A	M-A	M-A	OR	DR	TOT	PF	BS	BA								
4	Juwan Gary	F 38:20	7-12	4-4	3-3	3	6	9	1	2	21	0	0	0	3	0	13			
9	Berke Buyuktuncel	F 10:47	1-4	0-1	0-0	0	2	2	2	0	2	2	1	0	1	1	-8			
1	Sam Holberg	G 25:33	3-6	2-4	2-3	0	1	1	0	2	10	1	2	1	0	0	11			
3	Brice Williams	G 37:44	4-8	1-2	5-6	0	5	5	3	6	14	6	1	0	0	0	10			
31	Cale Jacobsen	G 21:27	2-3	2-2	0-0	0	3	3	2	1	6	3	2	0	0	0	6			
0	Connor Essagian	19:41	2-5	1-3	3-4	0	2	2	2	2	8	2	1	0	0	0	0			
23	Andrew Morgan	22:44	3-8	0-0	0-0	0	4	4	1	1	6	2	2	2	0	1	1			
2	Ahron Ulis	19:02	2-7	2-3	2-2	3	2	5	1	1	8	2	0	0	0	0	3			
34	Braxton Meah	04:42	2-3	0-0	0-0	2	0	2	1	1	4	0	0	0	0	0	9			
Team																				
Totals			26-56	12-19	15-18	11	27	38	13	16	79	18	11	3	4	2	10			

Shooting By Period		
1 st FG%	12-29	41.4%
3PT%	6-9	66.7%
FT%	9-10	90%
2 nd FG%	14-27	51.9%
3PT%	6-10	60.0%
FT%	6-8	75%
GM FG%	26-56	46.4%
3PT%	12-19	63.2%
FT%	15-18	83.3%

Dead Ball Rebounds: 2, 0

Technical Fouls: NONE

	BSU	NU							
Biggest lead	7 (1 st 7:57)	15 (2 nd 4:48)	Points from	BSU	NU	Period by Period Scoring			
Best Scoring Run	9 (2 nd 1:31)	9 (1 st 2:58)	Turnovers	11	7				
Lead Changes	1		Paint	28	26				
Times Tied	3		Second Chance	14	8				
Time with Lead	11:26	24:52	Fast Breaks	6	10				
			Bench	12	26				
						BSU	33	36	69
						NU	39	40	79



2024-25 Nebraska Men's Basketball Combined Team Statistics All games

Page 1/1
as of Apr 05, 2025

Game Records

Record	Overall	Home	Away	Neutral
ALL GAMES	20-14	10-6	5-7	5-1
CONFERENCE	7-13	4-6	3-7	0-0
NON-CONFERENCE	13-1	6-0	2-0	5-1

Score by Periods

Team	1st	2nd	OT	TOT
Nebraska	1183	1354	46	2583
Opponents	1153	1270	52	2475

Team Box Score

No.	Player				Total		3-Point		F-Throw		Rebounds													
		GP-GS	MIN	AVG	FG-FGA	FG%	3FG-3FGA	3FG%	FT-FTA	FT%	OFF	DEF	TOT	AVG	PF	DQ	A	TO	BLK	STL	PTS	AVG		
3	WILLIAMS, Brice	34-34	1160:59	34.1	222-470	.472	65-176	.369	183-206	.888	19	119	138	4.1	59	0	97	81	10	37	692	20.4		
4	GARY, Juwan	34-34	1035:46	30.5	168-374	.449	41-121	.339	113-142	.796	63	109	172	5.1	72	1	31	37	23	39	490	14.4		
0	ESSEGAN, Connor	34-3	758:16	22.3	117-292	.401	74-199	.372	47-57	.825	7	87	94	2.8	34	0	36	32	3	16	355	10.4		
23	MORGAN, Andrew	34-8	645:05	19.0	107-185	.578	4-14	.286	62-108	.574	53	98	151	4.4	63	1	33	49	11	15	280	8.2		
24	WORSTER, Rollic	31-26	795:38	25.7	79-183	.432	11-50	.220	49-69	.710	20	107	127	4.1	56	1	82	40	7	27	218	7.0		
9	BUYUKTUNCCEL, Berke	30-28	699:01	23.3	69-172	.401	23-83	.277	26-38	.684	43	124	167	5.6	73	2	43	38	20	25	187	6.2		
1	HOIBERG, Sam	34-14	779:48	22.9	46-103	.447	20-55	.364	24-28	.857	9	67	76	2.2	69	3	58	34	4	46	136	4.0		
34	MEAH, Braxton	28-20	379:03	13.5	36-47	.766	0-0	.000	14-31	.452	29	66	95	3.4	45	0	17	29	12	7	86	3.1		
2	ULIS, Ahron	30-1	337:52	11.3	29-80	.363	6-26	.231	9-20	.450	13	27	40	1.3	32	0	47	16	0	15	73	2.4		
12	GRIFFITHS, Gavin	16-0	135:43	8.5	13-38	.342	7-28	.250	0-0	.000	3	23	26	1.6	15	0	12	6	6	5	33	2.1		
31	JACOBSEN, Cale	23-2	154:58	6.7	9-21	.429	3-10	.300	3-4	.750	3	20	23	1.0	12	0	20	9	4	10	24	1.0		
8	GRACE, Jeff	11-0	11:12	1.0	3-5	.600	0-0	.000	1-2	.500	2	1	3	0.3	1	0	0	0	0	1	7	0.6		
35	BURT, Henry	4-0	06:39	1.7	1-4	.250	0-1	.000	0-0	.000	0	0	0	0.0	1	0	0	0	0	0	2	0.5		
Team											50	39	89					16						
Total		34	6900		899-1974	.455	254-763	.333	531-705	.753	314	887	1201	35.3	532	8	476	387	100	243	2583	76.0		
Opponents		34	6900		878-2049	.429	322-942	.342	397-558	.711	352	845	1197	35.2	591	13	465	419	105	196	2475	72.8		

Team Statistics

	NEBR	OPP
Scoring		
Points per game	2583	2475
Scoring margin	76.0	72.8
	+3.2	-
Field goals-att		
Field goal pct	899-1974	878-2049
	.455	.429
3 point fg-att		
3-point FG pct	254-763	322-942
	.333	.342
3-pt FG made per game	7.5	9.5
Free throws-att		
Free throw pct	531-705	397-558
	.753	.711
F-Throws made per game	15.6	11.7
Rebounds		
Rebounds per game	1201	1197
	35.3	35.2
Rebounding margin	+0.1	-
Assists		
Assists per game	476	465
	14.0	13.7
Turnovers		
Turnovers per game	387	419
	11.4	12.3
Turnover margin	+0.9	-
Assist/turnover ratio	1.2	1.1
Steals		
Steals per game	243	196
	7.1	5.8
Blocks		
Blocks per game	100	105
	2.9	3.1
Winning streak		
Home win streak	3	-
	0	-
Attendance		
Home games-Avg/Game	239426	126885
	16-14964	12-10574
Neutral site-Avg/Game	-	6-3139

Team Results

Date	Opponent		Score	Att.
11/04/2024	UTRGV	W	87-67	14305
11/09/2024	Bethune-Cookman	W	63-58	15138
11/13/2024	FDU	W	86-60	14473
11/17/2024	vs Saint Mary's (CA)	L	74-77	3241
11/22/2024	at Creighton	W	74-63	18475
11/27/2024	South Dakota	W	96-79	15172
12/01/2024	North Florida	W	103-72	15359
12/07/2024	at Michigan St.	L	52-89	14797
12/13/2024	Indiana	W	85-68	14635
12/22/2024	vs Murray St.	W	66-49	5049
12/23/2024	at Hawaii	W	69-55	4611
12/25/2024	vs Oregon St.	W	78-66	5086
12/30/2024	Southern U.	W	77-43	14855
01/04/2025	UCLA	W	66-58	15167
01/07/2025	at Iowa	Lot	87-97	7812
01/12/2025	at Purdue	L	68-104	14876
01/16/2025	Rutgers	L	82-85	13999
01/19/2025	at Maryland	L	66-69	11069
01/22/2025	Southern California	L	73-78	14492
01/26/2025	at Wisconsin	L	55-83	16838
01/30/2025	Illinois	Wot	80-74	14893
02/02/2025	at Oregon	W	77-71	7848
02/05/2025	at Washington	W	86-72	6384
02/09/2025	Ohio St.	W	79-71	15633
02/13/2025	Maryland	L	75-83	14785
02/16/2025	at Northwestern	W	68-64	7039
02/19/2025	at Penn St.	L	72-89	7115
02/24/2025	Michigan	L	46-49	15074
03/01/2025	Minnesota	L	65-67	15749
03/04/2025	at Ohio St.	Lot2	114-116	10021
03/09/2025	Iowa	L	68-83	15697
03/31/2025	vs Arizona St.	W	86-78	2947
04/02/2025	vs Georgetown	W	81-69	2512
04/05/2025	vs Boise St.	W	79-69	0



2024-25 Nebraska Men's Basketball
Combined Team Statistics
03/24/2025 - 04/07/2025

Page 1/1
as of Apr 05, 2025

Game Records

Record	Overall	Home	Away	Neutral
ALL GAMES	3-0	0-0	0-0	3-0
CONFERENCE	0-0	0-0	0-0	0-0
NON-CONFERENCE	3-0	0-0	0-0	3-0

Score by Periods

Team	1st	2nd	OT	TOT
Nebraska	103	143	0	246
Opponents	95	121	0	216

Team Box Score

No.	Player				Total		3-Point		F-Throw		Rebounds											
		GP-GS	MIN	AVG	FG-FGA	FG%	3FG-3FGA	3FG%	FT-FTA	FT%	OFF	DEF	TOT	AVG	PF	DQ	A	TO	BLK	STL	PTS	AVG
3	WILLIAMS, Brice	3-3	113:33	37.9	20-38	.526	10-21	.476	22-26	.846	1	11	12	4.0	6	0	11	8	1	2	72	24.0
4	GARY, Juwan	3-3	105:35	35.2	21-41	.512	7-11	.636	7-8	.875	5	19	24	8.0	4	0	5	1	3	4	56	18.7
0	ESSEGAN, Connor	3-0	57:19	19.1	12-22	.545	4-13	.308	4-6	.667	0	7	7	2.3	5	0	3	4	0	2	32	10.7
23	MORGAN, Andrew	3-1	59:33	19.9	10-19	.526	0-0	.000	4-6	.667	7	10	17	5.7	3	0	3	3	1	2	24	8.0
1	HOIBERG, Sam	3-3	84:38	28.2	6-16	.375	3-10	.300	4-5	.800	1	8	9	3.0	6	0	8	6	0	6	19	6.3
31	JACOBSEN, Cale	3-2	80:13	26.7	6-11	.545	2-3	.667	1-1	1.000	1	10	11	3.7	8	0	12	3	2	6	15	5.0
2	ULIS, Ahron	3-0	40:24	13.5	5-13	.385	2-6	.333	2-2	1.000	3	4	7	2.3	3	0	4	2	0	1	14	4.7
9	BUYUKTUNCEL, Berke	3-3	48:55	16.3	3-13	.231	1-6	.167	2-2	1.000	4	9	13	4.3	7	0	3	3	1	0	9	3.0
34	MEAH, Braxton	2-0	09:50	4.9	2-3	.667	0-0	.000	1-2	.500	3	0	3	1.5	2	0	0	2	0	0	5	2.5
Team											4	5	9					3				
Total		3	600		85-176	.483	29-70	.414	47-58	.810	29	83	112	37.3	44	0	49	35	8	23	246	82.0
Opponents		3	600		74-178	.416	27-77	.351	41-53	.774	27	65	92	30.7	48	3	34	36	8	14	216	72.0

Team Statistics

	NEBR	OPP
Scoring	246	216
Points per game	82.0	72.0
Scoring margin	+10.0	-
Field goals-att	85-176	74-178
Field goal pct	.483	.416
3 point fg-att	29-70	27-77
3-point FG pct	.414	.351
3-pt FG made per game	9.7	9.0
Free throws-att	47-58	41-53
Free throw pct	.810	.774
F-Throws made per game	15.7	13.7
Rebounds	112	92
Rebounds per game	37.3	30.7
Rebounding margin	+6.7	-
Assists	49	34
Assists per game	16.3	11.3
Turnovers	35	36
Turnovers per game	11.7	12.0
Turnover margin	+0.3	-
Assist/turnover ratio	1.4	0.9
Steals	23	14
Steals per game	7.7	4.7
Blocks	8	8
Blocks per game	2.7	2.7
Winning streak	3	-
Home win streak	0	-
Attendance	0	0
Home games-Avg/Game	0-0	0-0
Neutral site-Avg/Game	-	3-1820

Team Results

Date	Opponent		Score	Att.
03/31/2025	vs Arizona St.	W	86-78	2947
04/02/2025	vs Georgetown	W	81-69	2512
04/05/2025	vs Boise St.	W	79-69	0