



NEBRASKA BASKETBALL

2024-25 GAME NOTES

X HUSKERMBB

Instagram HUSKERMBB

f HUSKERMBB

SEASON RECAP

FINAL 2024-25 RECORD: 21-14
DIAMOND HEAD CLASSIC CHAMPIONS
COLLEGE BASKETBALL CROWN CHAMPIONS

2024-25 NEBRASKA SEASON AT A GLANCE



2024-25 Final Record: 21-14
Head Coach: Fred Hoiberg
Record at Nebraska: 84-108 (6th year)
Career Record: 199-164 (11th year)

2024-25 SCHEDULE

Date	AP Rk.	Opponent	TV/Online	Time (CT)
Nov. 4		UT Rio Grande Valley	B1G+	W, 87-67
Nov. 9		Bethune Cookman	B1G+	W, 63-58
Nov. 13		FDU	B1G+	W, 86-60
Nov. 17		vs. Saint Mary's (Sioux Falls, S.D.)	BTN	L, 74-77
Nov. 22		at No. 14 Creighton	FS1	W, 74-63
Nov. 27	RV	South Dakota	BTN	W, 96-79
Dec. 1	RV	North Florida	BTN	W, 103-72
Dec. 7	RV	at RV Michigan State *	BTN	L, 52-89
Dec. 13		RV Indiana *	FOX	W, 85-68
Hawaiian Airlines Diamond Head Classic (Honolulu, Hawaii)				
Dec. 22		vs. Murray State	ESPN	W, 66-49
Dec. 23		vs. Hawai'i	ESPN2	W, 69-55
Dec. 25		vs. Oregon State	ESPN2	W, 78-66
Dec. 30	RV	Southern	BTN	W, 77-43
Jan. 4	RV	No. 15 UCLA *	FOX	W, 66-58
Jan. 7	RV	at Iowa *	Peacock	L, 87-97 (OT)
Jan. 12	RV	at No. 20 Purdue *	BTN	L, 68-104
Jan. 16		Rutgers *	FS1	L, 82-85
Jan. 19		at RV Maryland *	BTN	L, 66-69
Jan. 22		USC *	BTN	L, 73-78
Jan. 26		at No. 18 Wisconsin *	BTN	L, 55-83
Jan. 30		No. 18 Illinois *	FS1	W, 80-74 (OT)
Feb. 2		at No. 16 Oregon *	BTN	W, 77-71
Feb. 5		at Washington *	BTN	W, 86-72
Feb. 9		Ohio State *	BTN	W, 79-71
Feb. 13		No. 25 Maryland *	BTN	L, 75-83
Feb. 16		at Northwestern *	BTN	W, 68-64
Feb. 19		at Penn State *	BTN	L, 72-89
Feb. 24		No. 15 Michigan *	FS1	L, 46-49
March 1		Minnesota *	BTN	L, 65-67
March 4		at Ohio State *	Peacock	L, 114-116 (2OT)
March 9		Iowa *	FOX	L, 68-83
College Basketball Crown (Las Vegas, Nev.)				
March 31		vs. Arizona State	FS1	W, 86-78
April 2		vs. Georgetown	FS1	W, 81-69
April 5		vs. Boise State	FOX	W, 79-69
April 6		vs. UCF	FOX	W, 77-66

*-Big Ten Conference Game; Home games are in red and bold; All times listed are central



HUSKERS CAP 2024-25 SEASON WITH COLLEGE BASKETBALL CROWN

The Nebraska men's basketball program capped a 21-win campaign by winning the inaugural College Basketball Crown in Las Vegas. The Huskers completed a 4-0 performance with a 77-66 win over UCF in the title game on April 6.

Nebraska went 21-14 on the season, reaching the 20-win mark for the second straight season. It marked the first time Nebraska had won 20-or-more games in consecutive seasons since 1997-98 and 1998-99, as Nebraska's 44 wins over the last two seasons marked the second-highest two-year total in program history.

The Huskers showed their resolve in the title game vs. UCF battling back from a 14-point deficit with just under 15 minutes remaining. Juwan Gary led the comeback, scoring nine of his 20 points in an 11-0 spurt to pull the Huskers within 49-46 with 12:19 left. Trailing 52-46, Nebraska regained the lead for good with 13 unanswered points, including a trio of 3-pointers from Connor Essegian, to stake the Huskers to a 59-52 lead with just under 7:30 remaining. The Huskers held UCF to 35 percent shooting in the second half, including just 7-of-27 over the last 14:30 of the contest.

Brice Williams and Essegian led the Huskers with 21 points apiece in the title game, while Gary added 20 points and eight rebounds, as Nebraska had three players finish with 20-plus points in a game for the first time since 2019. The Huskers shot 54 percent from the field in the second half and totaled 20 assists, including a career-high seven from Sam Hoiberg.

Gary was selected as "King of the Crown" as he averaged 19.0 points and 8.0 rebounds per game, as the senior had two 20-point games as well as a double-double in the win over Georgetown. Williams averaged a team-high 23.3 ppg on 50 percent shooting, including 30 points against Arizona State, to join Gary on the all-tournament team.

The College Basketball Crown was the second tournament Nebraska won during the 2024-25 season, as NU also went 3-0 to win the Diamond Head Classic in December of 2024.

2024-25 ROSTER AT A GLANCE

No	Name	Pos.	Ht.	Wt.	Yr.	Hometown	GP/GS	MPG	PPG	RPG	APG	BPG	SPG
0	Connor Essegian	G	6-4	190	Jr.	Fort Wayne, Ind.	35/3	22.4	10.7	2.8	1.1	0.1	0.5
1	Sam Hoiberg	G	6-0	185	Jr.	Lincoln, Neb.	35/15	23.3	3.9	2.3	1.9	0.1	1.4
2	Ahron Ulis	G	6-3	190	Sr.	Chicago, Ill.	31/1	11.3	2.4	1.3	1.6	0.0	0.5
3	Brice Williams	G	6-7	214	Sr.	Huntersville, N.C.	35/35	34.1	20.4	4.1	2.9	0.3	1.1
4	Juwan Gary	F	6-6	226	Sr.	Columbia, S.C.	35/35	30.5	14.6	5.1	0.9	0.7	1.2
5	Braden Frager	F	6-7	220	Fr.	Lincoln, Neb.	-	-	-	-	-	-	-
8	Jeffrey Grace III	G	6-3	200	Jr.	Elmhurst, Ill.	11/0	1.0	0.6	0.3	0.0	0.0	0.1
9	Berke Büyüktuncel	F	6-10	244	So.	Bursa, Türkiye	35/9	19.1	8.2	4.4	1.1	0.3	0.5
12	Gavin Griffiths	G	6-7	193	So.	Simsbury, Conn.	16/0	8.6	2.1	1.6	0.8	0.4	0.3
20	Justin Bolis	F	6-8	225	So.	Lincoln, Neb.	-	-	-	-	-	-	-
23	Andrew Morgan	F	6-10	242	Sr.	Waseca, Minn.	35/9	19.1	8.2	4.4	1.1	0.3	0.5
24	Rollie Worster	G	6-5	210	Sr.	Missoula, Mont.	31/26	25.8	7.0	4.1	2.7	0.2	0.9
25	Nick Janowski	G	6-4	208	Fr.	Pewaukee, Wis.	-	-	-	-	-	-	-
31	Cale Jacobsen	G	6-4	195	So.	Ashland, Neb.	24/3	7.5	1.2	1.2	0.9	0.2	0.5
34	Braxton Meah	C	7-1	265	Sr.	Layton, Utah	29/20	13.3	3.0	3.4	0.7	0.4	0.2
35	Henry Burt	F	6-7	222	So.	Omaha, Neb.	4/0	1.8	0.5	0.0	0.0	0.0	0.0
51	Rienk Mast	F	6-10	260	Sr.	Groningen, Netherlands	-	-	-	-	-	-	-

2024-25 NEBRASKA BASKETBALL ROSTER

No.	VL	Name	Pos.	Ht.	Wt.	Yr.	Hometown	Previous School	X	Instagram
0		Connor Essegian	G	6-4	190	Jr.	Fort Wayne, Ind.	Wisconsin	@CESsegian	connoressegian
1	**	Sam Hoiberg	G	6-0	185	Jr.	Lincoln, Neb.	Pius X	@samhoiberg	samhoiberg
2	*	Ahron Ulis	G	6-3	190	Sr.	Chicago, Ill.	Iowa	@AhronUlis	ahron1_
3	*	Brice Williams	G	6-7	214	Sr.	Huntersville, N.C.	Charlotte	@bgotit_	blaviss
4	**	Juwan Gary	F	6-6	226	Sr.	Columbia, S.C.	Alabama	@takflight24	wanwitdabutter
5		Braden Frager	F	6-7	220	Fr.	Lincoln, Neb.	Southwest HS	@Braden_Frager	braden_frager
8	**	Jeffrey Grace III	G	6-3	200	Jr.	Elmhurst, Ill.	Arizona State	@JeffreyGrace11	jg3is23
9		Berke Büyüktuncel	F	6-10	244	So.	Bursa, Türkiye	UCLA		berkebuyuktuncel
12		Gavin Griffiths	G	6-7	193	So.	Simsbury, Conn.	Rutgers	@gavingriff_	gavingriff_
20		Justin Bolis	F	6-8	225	So.	Lincoln, Neb.	Southeast CC	@JustinBolis	justinbolis
23		Andrew Morgan	F	6-10	242	Sr.	Waseca, Minn.	North Dakota State		akmorgan10_
24		Rollie Worster	G	6-5	210	Sr.	Missoula, Mont.	Utah		rj_w2
25		Nick Janowski	G	6-4	208	Fr.	Pewaukee, Wis.	Pewaukee HS	@nick_janowski12	nick.janowski
31	*	Cale Jacobsen	G	6-4	195	So.	Ashland, Neb.	Ashland-Greenwood HS	@calejacobsen_	calejacobsen_
34		Braxton Meah	C	7-1	265	Sr.	Layton, Utah	Washington	@Braxton_Meah	Braxtonmeah
35	*	Henry Burt	F	6-7	222	So.	Omaha, Neb.	Elkhorn South HS	@HenryBurt15	henryburt0
51	*	Rienk Mast	F	6-10	260	Sr.	Groningen, Netherlands	Bradley		rienk_mast

2024-25 NEBRASKA BASKETBALL COACHING STAFF

Head Coach

Fred Hoiberg, sixth season (Iowa State, 1995)

Assistant Coaches

Nate Loenser, fourth season (Iowa State, 2002)

Ernie Zeigler, third season (Cleary, 1994)

Support Staff

Director of Men's Basketball Strength & Conditioning:	Kurt Joseph
Dir. of Basketball Strategies & Business Operations:	Luca Virgilio
Assistant Director of Basketball Operations:	Sheryl Burbach
Director of Player Development:	Emmanuel Tommy
Video Coordinator:	Michael Bania
Recruiting Coordinator:	Padyn Borders
Graduate Managers:	Satchel Stern, Nihilo Ibarra, Justin Moore
Athletic Trainer:	Andrew McCabe
Team Nutritionist:	Jake Blattner
Sports Psychologist:	Heather Kiefer
NAPL Director:	Matt Thome
Equipment Manager:	Pat Norris

PRONUNCIATION GUIDE

Name	Pronunciation
Berke Büyüktuncel	BEAR-keh buh-YOOK-toon-jell
Connor Essegian	eh-SEE-jin
Juwan Gary	Juh-WAHN
Nate Loenser	Len-zer
Rienk Mast	RINK
Braxton Meah	MEE-uh
Ahron Ulis	YOU-liss
Rollie Worster	raw-lee Wooster
Ernie Zeigler	Zig-ler

HUSKERS RADIO NETWORK



KENT PAVELKA

- Is in his 38th season of calling Husker men's basketball
- Called NU basketball for two stretches from 1974-1996 before returning to play-by-play duties full time in 2006-07
- Called his 1,000th Husker basketball game in 2018-19
- Six-time Nebraska Sportscaster of the Year who was inducted into the Nebraska Broadcasters Hall of Fame in 2019



JAKE MUHLEISEN

- Is in his seventh season as full-time color analyst after serving in a part-time basis for five seasons
- Was a four-year starter at guard for Nebraska from 2002-05
- Three-year team captain and started 98 games in his career
- Served as a graduate assistant at Creighton from 2005-07

City	Station	Frequency
Alliance	KCOW	1400 AM
Aurora	KRGY	97.3 FM
Beatrice	KWBE	1450 AM
Broken Bow	KBBN	95.3 FM
Chadron	KCSR	610 AM
Columbus	KJSK	900 AM
Columbus	KKOT	93.5 FM
Fairbury	KGMT	1310 AM
Falls City	KTNC	1230 AM
Falls City	KTNC	107.1 FM
Fremont	KHUB	1340 AM
Fremont	KFMT	105.5 FM
Gibbon	KMTY	97.7 FM
Gibbon	KSDZ	95.5 FM
Grand Island	KRGI	1430 AM
Hastings	KHAS	1230 AM
Hastings	KLIQ	94.5 FM
Hastings/Kearney	KICS	1450
Hastings/Kearney	KXPN	1460 AM
Hay Springs	KBPY	107.7 FM
Holdrege	KUVR	1380 AM/96.9 FM
Imperial	KADL	102.9 FM
Kearney	KGFW	1340 AM
Kearney	KGFW	96.1 FM
Lexington	KRVN	880 AM
Lexington	KAMI	1580 AM
Lincoln	KLIN	1400 AM
Lincoln	KLIN	99.3 FM
McCook	KSWN	93.9 FM
McCook	KZMC	102.1 FM
McCook	KIOD	105.3 FM
Nebraska City	KNCY	1600 AM
Norfolk	KNEN	94.7 FM
North Platte	KODY	1240 AM
Omaha	KXSP	590 AM
O'Neill	KBRX	102.9 FM
Scottsbluff	KNEB	960 AM
Scottsbluff	KNEB	94.1 FM
Sidney	KSID	98.7 FM
Superior	KRFS	1600 AM
Superior	KRFS	103.9 FM
Terrytown	KOLT	690 AM
Valentine	KVSH	940 AM
Valentine	KDJL	99.5 FM

Also available nationwide on Huskers.com and the Huskers App.

PROBABLE STARTERS (BASED ON FINAL GAME)



#23 SAM HOIBERG | G | JR. | 6-0 | 185 | LINCOLN, NEB.

2024-25 Averages: PPG: 3.9 | RPG: 2.3 | APG: 1.9 | SPG: 1.4

Worth Noting: Started 15 of NU's last 16 games...Finished 11th in the Big Ten in steals...Dished out a career-high seven assists vs. UCF in the College Basketball Crown title game, as he averaged 4.0 ppg, 3.0 rpg, 3.7 apg and 2.0 spg in the CBC...Totaled 10 points vs. Boise State...Filled the stat sheet vs. Arizona State with seven points, seven rebounds, four assists and four steals, matching career highs in caroms and steals...Had a season-high 12 points in the regular-season finale vs. Iowa...Played in all 34 games in 2023-24, averaging 3.4 points, 2.9 rebounds and 1.7 assists per game while posting a team-best 2.5-to-1 assist-to-turnover ratio...Tied his career high with 15 points against Lindenwood...Moved into the rotation midway through 2022-23 season, averaging 4.1 ppg, including 15 points at Maryland.

Career Bests: Pts: 15 (2x) | Reb: 7 (2x) | Ast: 7 | Stl: 4 (3x) | Bl: 1 (8x)

#3 BRICE WILLIAMS | G | SR. | 6-7 | 214 | HUNTERVILLE, N.C.

2024-25 Averages: PPG: 20.4 | RPG: 4.1 | APG: 2.9 | SPG: 1.1


Worth Noting: First-team All-Big Ten...Three-time USBWA Player of the Week...20 games with 20+ points, including four 30-point games...Finished with 21 points vs. UCF in CBC title game, finishing as NU's single-season scoring leader with 713 points...College Basketball Crown All-Tournament team with 23.3 ppg, including 30 points vs. Arizona State...Scored a school-record 43 points at Ohio State, as he set career bests in points, 3-pointers (five) and field goals (16)...Had 26 points vs. No. 15 Michigan...Posted 24 points and 10 boards vs. Ohio State...Finished with 28 points, six boards and six assists at No. 16 Oregon...Led NU with 27 points and eight boards vs. No. 18 Illinois...Diamond Head Classic MVP...His late father (Henry) scored a school-record 2,382 points at Charlotte and is a member of the school's Hall of Fame.

Career Bests (includes Charlotte): Pts: 43 | Reb: 13 | Ast: 9 | Stl: 4

#4 JUWAN GARY | F | SR. | 6-6 | 226 | COLUMBIA, S.C.

2024-25 Averages: PPG: 14.6 | RPG: 5.1 | SPG: 1.2

Worth Noting: Third-year starter with 25 double-figure games in '24-25...MVP of College Basketball Crown, as he averaged 19.0 ppg, 8.0 rpg and 1.5 apg...Finished career with 20 points and eight rebounds vs. UCF in title game...Totaled 21 points - including 4-of-4 from 3 - and nine boards vs. Boise State...Picked up second double-double of the season and 10th of career with 17 points and 10 boards vs. Georgetown...Closed regular season with three straight 20-point games, including 24 points and seven boards vs. Iowa...Totaled 24 points with seven rebounds at Ohio State...Posted a career high 27 points vs. USC...Averaged 11.6 ppg and 6.1 rpg in 2023-24, leading NU in both blocks and steals per game...Totaled five double-doubles in 2023-24, highlighted by a 13-point, 18-board effort at K-State...Started 17 games before shoulder surgery in 2022-23.

Career Bests (includes Alabama): Pts: 27 | Reb: 18 | Ast: 5 | Bl: 4 | St: 5

#31 CALE JACOBSEN | G | SO. | 6-4 | 195 | ASHLAND, NEB.

2024-25 Averages: PPG: 1.2 | RPG: 1.2 | APG: 0.9

Worth Noting: Walk-on who made 23 appearances and first three starts of career at the College Basketball Crown...Averaged 5.0 ppg, 4.3 rpg, 3.3 apg and 1.8 spg in four games in CBC...Totaled five points and six boards in title game vs. UCF...Finished with six points, three rebounds and three boards vs. Boise State...Made first career start vs. Georgetown and had seven points, six rebounds, four assists, three steals and two blocks in 36 minutes...Had career-high five assists and three steals in 22 minutes in NU's first-round win over Arizona State...His previous season high in minutes was 16 against North Florida on Dec. 1, 2024...Played in 20 games as a redshirt freshman...Led Ashland-Greenwood to a 27-1 record and a class C-1 state title, averaging 17.9 points, 5.8 rebounds, 6.1 assists and 3.6 steals per game as a senior.

Career Bests: Pts: 7 | Reb: 6 | Ast: 5 | Stl: 3 (2x) | Bl: 2 (2x)

#23 ANDREW MORGAN | F | SR. | 6-10 | 242 | WASECA, MINN.

2024-25 Averages: PPG: 8.2 | RPG: 4.4

Worth Noting: Has made nine starts, all since Jan. 26...Averaged 8.0 ppg, 5.0 rpg and 1.5 apg in College Basketball Crown...Totaled 12 points and nine rebounds vs. Georgetown...Totaled 14 double-figure games on the year...Had 14 points and seven boards at Ohio State...Had a season-high 18 points on 8-of-8 shooting at Penn State...Finished with 17 points and five rebounds at Maryland...Totaled 10 points vs. No. 15 UCLA...Collected his first double-double of the year and fifth of his career with 12 points and a season-high 12 rebounds vs. Murray State...Led NU with 14 points and seven boards at Michigan State...Was a two-year starter at NDSU, earning second-team All-Summit League honors in 2023-24 (12.9 ppg, 5.0 rpg)...Ranked among Summit League leaders in scoring (15th), rebounding (16th) and free throw percentage (.703, ninth) in 2023-24.

Career Bests (includes NDSU): Pts: 31 | Reb: 15 | Ast: 4 (4x) | Stl: 2 (4x) | Bl: 3 (2x)

NATIONAL POLLS

ASSOCIATED PRESS (MARCH 17 - FINAL)

No	Team (1st)	Record	Points	Prev.
1	Duke	31-3	1463	1
2	Houston	30-4	1394	2
3	Florida	30-4	1370	4
4	Auburn	28-5	1291	3
5	St. John's	30-4	1225	6
6	Tennessee	27-7	1174	8
7	Alabama	25-8	1120	5
8	Michigan State	27-6	1080	7
9	Texas Tech	25-8	926	9
10	Louisville	27-7	809	13
11	Maryland	25-8	764	11
12	Clemson	27-6	746	10
13	Wisconsin	26-9	732	18
14	Michigan	25-9	681	22
15	Iowa State	24-9	641	12
16	Memphis	29-5	636	16
17	BYU	24-9	563	17
18	Kentucky	22-11	511	15
19	Texas A&M	22-10	457	14
20	Saint Mary's	28-5	306	20
21	Arizona	22-12	253	21
22	Purdue	22-11	227	22
23	Missouri	22-11	159	23
24	Gonzaga	25-8	151	NR
25	Oregon	24-9	115	24

Others receiving votes: Drake 107, Marquette 69, UC San Diego 57, Illinois 55, VCU 28, Creighton 28, Mississippi 13, McNeese St. 4, UConn 4, Colorado St. 4, Kansas 3, High Point 3, UCLA 3, Akron 3.

USA TODAY COACHES (APRIL 8 - FINAL)

No	Team (1st)	Record	Points	Prev.
1	Florida (31)	36-4	775	3
2	Houston	35-5	744	2
3	Duke	35-4	706	1
4	Auburn	32-6	689	4
5	Tennessee	30-8	621	6
6	Alabama	28-9	610	8
7	Michigan State	30-7	593	7
8	Texas Tech	28-9	582	9
9	Maryland	27-9	469	12
10	St. John's	31-5	436	5
11	Michigan	27-10	427	15
12	Purdue	24-12	384	22
13	Arizona	24-13	353	20
14	Kentucky	24-12	330	21
15	BYU	26-10	316	17
16	Wisconsin	27-10	315	10
17	Iowa State	25-10	280	14
18	Ole Miss	24-12	214	NR
19	Texas A&M	23-11	195	18
20	Gonzaga	26-9	155	23
21	Louisville	27-8	146	11
22	Saint Mary's	29-6	97	19
23	Clemson	27-7	95	13
24	Creighton	25-11	90	NR
25	Arkansas	22-14	84	NR

Others receiving votes: Memphis 63; Drake 52; Illinois 49; UConn 41; Oregon 40; UCLA 33; Missouri 33; Marquette 18; New Mexico 11; Colorado State 9; UC San Diego 7; Kansas 6; Baylor 6; McNeese State 1.

BIG TEN STANDINGS (APRIL 8)

Team	B1G	Pct.	Overall	Pct.
^Michigan State	17-3	.850	30-7	.811
^Maryland	14-6	.700	27-9	.750
^Michigan	14-6	.700	27-10	.730
^Purdue	13-7	.650	24-12	.667
^UCLA	13-7	.650	23-11	.676
^Wisconsin	13-7	.650	27-10	.730
^Illinois	12-8	.600	22-13	.629
^Oregon	12-8	.600	25-10	.714
Indiana	10-10	.500	19-13	.594
Ohio State	9-11	.450	17-15	.531
Rutgers	8-12	.400	15-17	.469
Iowa	7-13	.350	17-16	.515
Minnesota	7-13	.350	15-17	.469
@Nebraska	7-13	.350	21-14	.600
Northwestern	7-13	.350	17-16	.515
@USC	7-13	.350	17-18	.485
Penn State	6-14	.300	16-15	.516
Washington	4-16	.200	13-18	.419

^-NCAA Tournament; @-College Basketball Crown

NCAA Tournament Results

NCAA First Round

Purdue 75, High Point 63
Wisconsin 86, Montana 66
UCLA 72, Utah State 47
Michigan 68, UC San Diego 65
Maryland 81, Grand Canyon 49
Illinois 86, Xavier 73
Michigan State 87, Bryant 62
Oregon 81, Liberty 53

NCAA Second Round

Purdue 76, McNeese State 62
BYU 91, Wisconsin 89
Michigan 91, Texas A&M 79
Tennessee 67, UCLA 58
Maryland 72, Colorado State 71
Kentucky 84, Illinois 75
Michigan State 71, New Mexico 63
Arizona 87, Oregon 83

NCAA Sweet 16

Florida 87, Maryland 71
Michigan State 73, Ole Miss 70
Auburn 78, Michigan 65
Houston 62, Purdue 60

NCAA Elite Eight

Auburn 70, Michigan State 64

College Basketball Crown Schedule

Monday, March 31 - The MGM Grand Garden Arena

Game 1: Butler 86, Utah 84
Game 2: Boise State 89, George Washington 59
Game 3: Nebraska 86, Arizona State 78
Game 4: Georgetown 85, Washington State 82

Tuesday, April 1 - The MGM Grand Garden Arena

Game 5: Cincinnati 83, DePaul 61
Game 6: UCF 76, Oregon State 75
Game 7: Villanova 85, Colorado 64
Game 8: USC 89, Tulane 60

Wednesday, April 2 - The MGM Grand Garden Arena

Game 9: Boise State 100, Butler 93
Game 10: Nebraska 81, Georgetown 69

Thursday, April 3 - The MGM Grand Garden Arena

Game 11: UCF 88, Cincinnati 80
Game 12: Villanova 60, USC 59

Saturday, April 5 - T-Mobile Arena

Game 13: Nebraska 79, Boise State 69
Game 14: UCF 104, Villanova 98 (OT)

Sunday, April 6 - T-Mobile Arena

Game 15: Nebraska 77, UCF 66

16.9

Brice Williams averaged 16.9 points per game during his two-year career at Nebraska, an average which ties for seventh on Husker career starts with Stu Lantz (1966-68).

HUSKERS POST CONSECUTIVE 20-WIN SEASONS

- Nebraska finished with 21 wins on the season, a total which ties for seventh on the Huskers' single-season list. It marked the 15th 20-win season in program history and second straight under Fred Hoiberg.
- Nebraska has now posted consecutive 20-win seasons for the third time in school history and the first since the late 1990s. Fred Hoiberg joins Danny Nee (2x) as the only Husker men's basketball coaches in school history to accomplish the feat.
- NU has 44 wins over the past two seasons, which is the second-highest consecutive two-year total in program history. NU won 45 games spanning the 1990-91 and 1991-92 seasons.
- With a 21-14 record, Nebraska finished with a .500 or better record for the third straight season. It would mark the first time that has happened at Nebraska since a six-year stretch spanning the 2003-04 to 2008-09 seasons.

NEBRASKA'S POSTSEASON HISTORY

- The 2025 College Basketball Crown marked Nebraska's 28th postseason appearance in program history, as Nebraska is 28-26 all-time in the postseason following the win over UCF in the title game. The list includes eight NCAA Tournament appearances, most recently last season, 19 NITs and this year's College Basketball Crown.
- Nebraska reached the postseason in consecutive years for the first time since the 2017-18 and 2018-19 seasons.
 - Nebraska is now 2-0 in postseason title games, as Nebraska won the 2025 College Basketball Crown and the 1995 NIT.
 - The 2024-05 team went 4-0 in the postseason, marking the first time since 1996 where Nebraska won four postseason games in a season. It is only the fourth time NU won at least three postseason games (NITs in 1995-96, 1986-87 and 1982-83). A win Sunday would mark the second time NU has won four postseason games in a season (five, 1996).

WILLIAMS IS HUSKERS' SCORING SENSATION

- Brice Williams put together one of the best senior seasons in school history in 2024-25. The 6-foot-7 senior became the first Husker since 2018 to be a first-team All-Big Ten pick and earn first-team all-district honors and closed his career with Nebraska's single-season scoring mark.
- Williams finished with 713 points, breaking the record of 708 set by James Palmer in 2018-19. Williams took the scoring crown with a 21-point effort against UCF in the title game.
 - His four 30-point games, highlighted by a school-record 43-point effort at Ohio State on March 4, were the most by a Husker since Dave Hoppen in 1984-85. Williams' 43-point effort against Ohio State was the highest-scoring effort in the Big Ten in 2024-25 and the second-highest total by any power conference player on the season.
 - He finished in double figures in 32 of the Huskers' 35 games this season, which is the most since James Palmer Jr. had 34 in 36 games in 2018-19. Of the three times Williams was held out of double figures this season, two were games where he scored nine points.
 - Williams finished the year with 20 games of at least 20 points, a total which led the Big Ten Conference and was the most by a Husker since Dave Hoppen set the school mark with 21 in 1984-85.
 - Williams' 20.4 ppg marked just the eighth time in program history a player averaged at least 20.0 points per game and the first since Tyronn Lue (21.2) in 1997-97. Only seven players at Nebraska have ever averaged 20.0 ppg.
 - His 20.4 ppg average is the highest by any player in Fred Hoiberg's 11-year college coaching career.
 - In all, Williams finished in the top 10 in six school categories during his senior campaign. On the NCAA charts, Williams finished 13th nationally in points per game and eighth in total points. He also finished ninth in free throws made and 31st in free throws attempted.
 - During his two-year Husker career, Williams totaled 1,168 points to finish 22nd on NU's career scoring list. He is one of just four Huskers to reach the 1,000-point mark in two seasons, joining Dave Hoppen, Terran Petteway and James Palmer Jr.

Single-Season Win Chart

No.	Wins	Years
1.	26	1990-91
2.	23	2023-24
3.	22	4x (2017-18, 1982-83, 1977-78, 1919-20)
7.	21	3x (2024-25, 1995-96, 1986-87)

Back-to-Back 20 Win Seasons

2023-24 (23) and 2024-25 (20)

1997-98 (20) and 1998-99 (20)

1992-93 (20) and 1993-94 (20)

NU Single-Season Scoring Leaders

No.	Player (Season)	Pts.
1.	Brice Williams (2024-25)	713
2.	James Palmer Jr. (2018-19)	708
3.	Dave Hoppen (1984-95)	704
4.	Tyronn Lue (1997-98)	678
5.	Eric Piatkowski (1994)	646

30-Point Games in a Season

No.	Name	Gm	Year
1.	Dave Hoppen	6	1984-85
2.	Brice Williams	4	2024-25
	Andre Smith	4	1979-80
	Eric Piatkowski	4	1993-94
	Tyronn Lue	4	1997-98

Tracking Williams on NU Single-Season List

Category	No.	NU Rk.
Total Points	713	1st
FT Made	189	2nd
FT Att/Gm	214	5th
Free Throw Pct.	.883	4th
Minutes	1,192	4th
Scoring Avg.	20.4	7nd

Highest Scoring Average in NU History

No.	PPG	Player (Year)
1.	23.5	Dave Hoppen(1985)
2.	22.1	Dave Hoppen (1986)
3.	21.5	Eric Piatkowski (1994)
4.	21.4	Marvin Stewart (1971)
5.	21.2	Chuck Jura (1972)
	21.2	Tyronn Lue (1998)
7.	20.4	Brice Williams (2025)
8.	20.2	Jerry Fort (1975)

WILLIAMS CLAIMS BIG TEN SCORING CROWN

In addition to his marks on Nebraska's record books, Williams also made his mark in the Big Ten, a conference which saw eight teams reach the NCAA Tournament and 10 teams advance to postseason play.

- Williams averaged 20.7 ppg in Big Ten play, becoming the first Husker since the 2014-15 season to lead the Big Ten in scoring. It was the highest average by a Husker in conference play since Tyronn Lue averaged 21.8 ppg in 1997-98.

- His 414 points in Big Ten play was the most by a Husker in conference play. The previous mark was 372 by James Palmer Jr. in 2018-19.

- He is now the sixth Husker to lead the conference in scoring in conference play going back to the 1912-13 season.

- In all games, Williams was edged out by Nick Martinelli by 0.1 points per game, as only three players averaged at least 20.0 ppg in 2024-25.

- Williams also finished in the top five in free throws made (5.4 per game, second) and attempted (6.1 per game, third) and free throw percentage (.883, fourth)

WILLIAMS CLIMBS UP FAMILY CHART

Brice and his father, Henry finished as one of the most productive father-son duos in NCAA history. The pair is one of only seven father-son duos in NCAA history to score over 4,000 points at the college level, as the pair finished sixth in NCAA history with 4,352 career points. Brice closed his career with 1,969 career points, including 1,168 in just two seasons at Nebraska. Henry Williams, who passed away in 2018, was Charlotte's all-time leading scorer with 2,383 career points.

Father-Son Duos with 4,000 Points

No.	Father (College)	Years	Points	Son (College)	Years	Points	Total
1.	Dell Curry (Virginia Tech)	1983-86	2,389	Stephen Curry (Davidson)	2006-09	2,635	5,024
2.	Mike Davis (Alabama)	1979-83	1,211	Antoine Davis (Detroit)	2018-23	3,664	4,875
3.	Steve Burtt Sr. (Iona)	1980-84	2,534	Steve Burtt Jr. (Iona)	2002-06	2,034	4,568
4.	Dell Curry (Virginia Tech)	1983-86	2,389	Seth Curry (Duke/Liberty)	2009-13	2,101	4,490
5.	Steve Alford (Indiana)	1983-86	2,438	Bryce Alford (UCLA)	2013-17	1,922	4,360
6.	Henry Williams (Charlotte)	1988-92	2,383	Brice Williams (Charlotte/Nebraska)	2019-25	1,969	4,352
7.	Greg McDermott (Northern Iowa)	1984-88	1,033	Doug McDermott (Creighton)	2010-14	3,150	4,183

GARY'S CROWNING MOMENT COMPLETES STRONG SENIOR SEASON

For Juwan Gary, the College Basketball Crown MVP honor was fitting for the senior's performance down the stretch. Gary averaged a career-best 14.6 points per game while adding 5.1 rebounds and 1.2 steals per game during his senior year. He also enjoyed career bests from 3-point range (.339) and from the foul line (.800).

- He led NU in blocked shots, finished second on the team in scoring, rebounding and steals while usually drawing the assignment against the opponent's best player.

- Gary was named "King of the Crown" as he averaged 19.0 points on 52 percent shooting and 8.0 rebounds per game in four games. Gary had four 20-point efforts with 21 points and nine rebounds in the semifinal win over Boise State and 20 points and eight caroms against UCF in the title game. He also added a 17-point, 10-rebound effort against Georgetown.

- His strong performance in Las Vegas continued a trend during the second half of the season. Gary averaged 18.1 ppg on nearly 50 percent shooting over the Huskers' final 14 games. More impressively, he shot 44 percent from 3-point range in that stretch, including a 4-of-4 effort vs. Boise State.

- He closed his career with seven straight double-figure efforts, including five of his 13 career 20-point games.

- Gary improved his scoring average in each of his three seasons at Nebraska after averaging just 5.1 points per game in his two seasons at Alabama. He nearly doubled that in his first season at NU and made significant jumps in both his junior and senior seasons.

- He finished his Husker career with 996 points to rank 33rd on NU's career chart. Including his time at Alabama, he totaled 1,299 career points.

- Gary closed the regular season with a flourish, posting three straight 20-point games to start the month of March, including a 24-point, seven-rebound effort against Iowa on March 9. He also had 24 points and seven rebounds at Ohio State on March 4, hitting 9-of-12 shots from the floor and had 21 points against Minnesota on March 1.

- His career scoring high came against USC on Jan. 22, as he totaled 27 points on 11-of-19 shooting.

- He tallied eight double-doubles in his Husker career, including five in helping the Huskers reach the NCAA Tournament in 2023-24.

NU Players Leading Conference in Scoring

Conference Games Only (Since 1911)

Year	Player	PPG
1912-13	Clinton Underwood	
1929-30	Dan Maclay	11.2
1948-49	Claude Retherford	12.4
1980-81	Andre Smith	19.5
2013-14	Terran Petteway	18.6
2024-25	Brice Williams	20.7

Big Ten Scoring Leaders (B1G games only)

No.	Player	PPG
1.	Brice Williams (NEB)	20.7
2.	Trey Kaufman-Renn (PUR)	20.5
3.	Nick Martinelli (NW)	20.4

2024-25 MISC. STATS**TEAM LEADERS**

Double-Figure Scoring Games: Williams (32); Gary (25); Essegian (17); Morgan (14); Worster (8); Büyüktuncel (5); Hoiberg (2); Meah (2); Ulis (1)

10+ Rebounding Games: Morgan (1); Gary (2); Williams (1)

10+ Assist Games: Ulis (1)

Double-Doubles: Morgan (1); Gary (2); Williams (1)

Triple-Doubles: N/A

20-Point Games: Williams (20); Gary (10); Essegian (5)

30-Point Games: Williams (4)

40-Point Games: Williams (1)

Games Leading NU in Scoring: Williams (21); Gary (8); Essegian (7); Morgan (2)

Games Leading NU in Rebounding: Gary (11); Büyüktuncel (10); Morgan (6); Williams (5); Worster (5); Meah (3); Essegian (2); Hoiberg (2); Griffiths (1)

Games Leading NU in Assists: Williams (14); Worster (10); Ulis (6); Hoiberg (5); Gary (3); Jacobsen (2); Morgan (2); Essegian (1); Büyüktuncel (1)

Games Leading NU in Blocks: Gary (12); Büyüktuncel (9); Morgan (7); Williams (5); Meah (4); Worster (4); Griffiths (3); Hoiberg (3); Jacobsen (3); Essegian (2); Worster (1); None (2)

Games Leading NU in Steals: Williams (12); Hoiberg (12); Gary (9); Büyüktuncel (7); Worster (7); Morgan (5); Essegian (3); Ulis (3); Meah (2); Jacobsen (2)

HUSKER DOUBLE-DOUBLES IN 2024-25

Player	Opponent	Totals
Morgan	Murray State	12 pts/12 reb
Gary	at Iowa	13 pts/13 reb
Gary	vs. Georgetown	17 pts/10 reb
Williams	Ohio State	24 pts/10 reb

HUSKER DOUBLE-DOUBLES CHART

Player	2024-25	at Neb	Career*
Mast	0	6	26
Gary	2	8	10
Williams	1	2	6
Meah	0	0	6
Worster	0	0	4
Morgan	1	1	5
Totals	3	17	57

*Includes previous schools

DOUBLE-DIGIT RUNS IN 2024-25 (21)

Run	Opponent	Time (Half)
16-0	Murray State	14:45-8:43 (1st)
15-0	at Hawai'i	7:03-0:40 (1st)
15-0	UCLA	15:38-9:30 (1st)
15-0	North Florida	18:15-14:03 (1st)
14-0	Iowa	6:46-1:18 (1st)
13-0	vs. UCF	11:37-6:59 (2nd)
12-0	UTRGV	4:34-2:30 (2nd)
11-0	Saint Mary's	1:19 (1st)-18:54 (2nd)
11-0	at Creighton	7:40-2:37 (1st)
11-0	Southern	10:12-4:48 (1st)
11-0	at Wisconsin	12:44-6:41 (1st)
11-0	at Washington	18:19-13:20 (2nd)
11-0	Ohio State	12:59-7:52 (2nd)
11-0	at Northwestern	15:05-10:49 (2nd)
11-0	vs. UCF	14:36-11:58 (2nd)
10-0	vs. Arizona State	5:22-3:09 (2nd)
10-0	FDU	11:49-8:53 (1st)
10-0	South Dakota	6:43-5:14 (1st)
10-0	North Florida	3:58-0:00 (2nd)
10-0	Indiana	6:27-3:08 (2nd)
10-0	Southern	2:45-0:00 (2nd)

20.7

Juwan Gary averaged 20.7 ppg on 55 percent shooting over his final seven games dating back to March 1. Gary had five 20-point games in that stretch, highlighted by 20-point games in the College Basketball Crown semifinals and final.

2024-25 MBB QUICK FACTS

Location	Lincoln, Neb.
Founded	1869
Enrollment	23,992 (fall 2024)
Nickname	Cornhuskers, Huskers
Colors	Scarlet & Cream
Affiliation	NCAA Division I
Conference	Big Ten Conference
Home Arena	Pinnacle Bank Arena
Capacity/Year Opened	15,000/2013
University of Nebraska President	Dr. Jeffrey P. Gold
Chancellor	Rodney Bennett
Director of Athletics	Troy Dannen
Athletic Dept. Phone	(402) 472-4224
Assistant A.D./Ticketing	Holly Adam
Ticket Office Phone	(402) 472-3111 or 1-800-8BIGRED
Website	Huskers.com

BASKETBALL HISTORY

First year of basketball	1896-97
Regular-season conference titles (last)	7 (1950)
Postseason conference titles (last)	1 (1994)
All-time postseason appearances	28
All-time postseason record	28-26
NCAA Appearances (last)	8 (2024)
NCAA Record	0-8
NIT Appearances (last)	19 (2019)
NIT Record	24-18
College Basketball Crown Appearances (last)	1 (2025)
CBC Record	4-0

BASKETBALL STAFF

Head Coach	Fred Hoiberg (6th season)
Alma Mater (Year)	Iowa State (1995)
Assistant Coaches	Nate Loenser (4th season) Ernie Zeigler (3rd season)
Director of Men's Basketball Strength and Conditioning	Kurt Joseph
Director of Basketball Strategies & Business Operations	Luca Virgilio
Asst. Director of Operations	Sheryl Burbach
Director of Player Development	Emmanuel Tommy
Video Coordinator	Michael Bania
Recruiting Coordinator	Padyn Borders
Graduate Managers	Nihilo Ibarra, Justin Moore and Satchel Stern
Athletic Trainer	Andrew McCabe
Equipment Manager	Pat Norris

2024-25 TEAM INFORMATION

2023-24 Record	23-11 (18-1 H, 3-8 A, 2-2 N)
Big Ten Record (Finish)	12-8 (t-3rd)
Big Ten Championship	1-1, def. Indiana, 93-66; lost to Illinois, 87-98
Postseason	NCAA First Round
Starters Returning/Lost	3/2
Lettermen Returning/Lost	7/7
Scholarship Newcomers	8

COMMUNICATIONS INFORMATION

Sr. Associate A.D./Communications	Keith Mann
Office Phone	(402) 472-2263
Sr. Assoc. Director/MBB Contact	Shamus McKnight
Office/Cell Phone	(402) 472-7772 / (402) 540-0268
E-Mail	smcknight@huskers.com
Press Row Phone	(402) 904-5925
Communications Mailing Address	800 Stadium Drive Lincoln, NE 68588-0123

MEDIA SITE

Additional media resources, including a digital media guide, and headshots are available at our media site.
<https://go.unl.edu/202425-mbbmedia>

ESSEGIAN FLOURISHES AS SIXTH MAN

Connor Essegian has proved to be an impact transfer for the Huskers. The 6-foot-4 guard is averaging 10.7 points per game on 41 percent shooting while pacing the Huskers with 78 3-pointers.

- Essegian was second in the Big Ten among reserves, as he was one of three Big Ten players to average double figures while starting 10 or fewer games.
- He finished ninth in the Big Ten in 3-pointers per game (2.2/gm) and 11th in 3-point percentage (.377).
- Essegian finished tied for sixth on NU's single-season 3-point list with 78, the most by a Husker since Glynn Watson Jr. had 82 in 2019.
- He is one of the leading bench scorers in the Big Ten and anchors a reserve unit that gives NU an average of 23.0 ppg off the bench. During the year, 16 of his 17 double-figure efforts in 2024-25 have come off the bench.
- His fifth 20-point game of the season came in the title game of the College Basketball Crown against UCF, when he had 21 points, including nine points in a 13-0 second-half run. He also shined in the win over Arizona State, scoring all 17 of his points on 7-of-7 shooting in the second half.
- Essegian scored a career-high 29 points off the bench in NU's win over South Dakota on Nov. 27. In that game, he set personal highs in points (29), assists (five) and 3-pointers (six).
- His 29-point performance was the highest-scoring effort by a Husker reserve in the last 50+ seasons. Over the last 30 years, only two Husker reserves (Jamel White vs. Missouri, 1/28/06; Erick Strickland vs. Missouri, 1/30/93) had scored 28 points off the bench.
- Essegian followed up with a 22-point effort against North Florida on Dec. 1 on 8-of-10 shooting, as he matched his career high with six 3-pointers.
- With six 3-pointers against both South Dakota and North Florida, Essegian joined Cary Cochran as the only Huskers in program history with consecutive games with at least six 3-pointers.

WORTH NOTING

- Nebraska went 4-4 against ranked opponents in 2024-25, as the four wins over ranked teams tie a school record done three other times in school history. Nebraska has won multiple games against ranked foes in three of the past four years and is now 9-11 in its last 20 games against ranked teams dating back to March 1, 2022.
- Nebraska finished the season averaging 76.0 points per game, marking the second-highest average since joining the Big Ten in 2011-12. NU's three highest-scoring averages have come in the last four seasons under Fred Hoiberg. During the season, Nebraska is 9-3 when scoring at least 80 points with two of the losses coming in overtime.
- NU went 13-1 when holding opponents to under one point per possession, but 8-13 when opponents are above 1.0 PPP. NU held all four of its opponents in Las Vegas to under 1.05 PPP. Over the last three seasons, NU is 39-3 when holding foes to under 1.00 PPP and 41-5 when holding opponents to under 70 points. Nebraska has improved its KenPom defensive efficiency in each of the past three seasons.

- Nebraska posted four double-figure comebacks during the 2024-25 season, which is the most by a Husker team in at least 30 seasons. During the College Basketball Crown, NU overcame an 11-point deficit against Arizona State in the opener and a 14-point second-half deficit against UCF in the title game. Earlier this year, NU overcame a 20-point second-half deficit to win at Northwestern on Feb. 16. It was the largest deficit overcome by a Big Ten team in a road conference game since Feb. 17, 2018, when Michigan State overcame a 27-point deficit at Northwestern at Allstate Arena.
- With its 21-14 record in 2024-25, Nebraska is 50-28 dating back to the start of February 2023. NU's .641 winning percentage is fifth among all Big Ten teams in that span. NU went just 33-80 from the start of the 2019-20 season until Feb. 1, 2023.

B1G Bench Scoring Leaders (10 or less starts)		
No.	Player	PPG
1.	Will Riley (ILL)	12.6
2.	Nick Kern Jr. (PSU)	11.5
4.	Connor Essegian (NEB)	10.7
4.	Sebastian Mack (UCLA)	9.6
5.	Rashaun Agee (USC)	9.4
6.	Pryce Sandford (Iowa)	8.8
End of Season		

NU Single-Season 3-Pointers		
No.	Player (Season)	3-Pointers
5.	Joe McCray (2005)	80
6.	Connor Essegian (2025)	78
	Cary Cochran (2001)	78
	Tyronn Lue (1998)	78
9.	Keisei Tominaga (2024)	76

Wins vs. Ranked Opponents	
No.	Years
4	4x (1990-91, 1993-94, 1998-99, 2024-25)
3	6x 1957-58, 1991-92, 1994-95, (2007-08, 2010-11, 2013-14)

NU's Highest Scoring Offenses (B1G era)		
No.	PPG	Year
1.	77.7	2023-24
2.	76.0	2024-25
3.	73.3	2021-22
4.	72.3	2017-18
5.	72.2	2015-16

KenPom Adjusted Defense (End of 2024-25)		
Year	Adj D.	NCAA Rk.
2021-22	102.9	178th
2022-23	98.8	69th
2023-24	98.7	43rd
2024-25	97.7	41st

Largest Comebacks Since 1996-97			
No.	Opponent	Comeback	Year
1.	at Northwestern	20	2024-25
	USC	20	2010-11
3.	Wisconsin	19	2023-24
	Iowa	19	2012-13
5.	Wisconsin	17	2022-23

Best Records in B1G since Feb. 1, 2023		
No.	Team	Pct.
1.	Purdue	.750
2.	Michigan State	.679
3.	Illinois	.655
4.	Wisconsin	.648
5.	Nebraska	.641
as of End of 2024-25 season		

23.0

Nebraska has gotten production from its bench, averaging 23.0 points per game this season to rank sixth in the Big Ten. Nebraska had 31 double-figure efforts from its bench this season (Essegian-16, Morgan-12, Ulis-1, Worster-1 and Meah-1). The Huskers led the Big Ten in bench production last season at 21.4 points per game.

2

Brice Williams and John Tonje of Wisconsin were the only players in Division I who shot over 87 percent from the line with 200 or more free throw attempts in 2024-25.

- Nebraska has had eight games this season with multiple 20-point scorers, including a trio of 20-point scorers in the CBC title game against UCF. In that game, Brice Williams and Connor Essegian had 21 points apiece, while Juwan Gary added 20 markers. NU now has multiple players who have scored 20+ points 19 times in Fred Hoiberg's six seasons.

The 67 combined points by Gary and Williams at Ohio State were the most by two players in a game in school history. The previous mark was 65 by Eric Piatkowski (42) and Bruce Chubick (23) vs. Oklahoma on March 11, 1994.

- As a team, Nebraska shot 74.9 percent from the foul line on the season, which ties for the fifth-highest percentage in school history. NU's 541 free throws made this season tied for fourth in school history. NU has posted two of the top six free throw percentages in the last two seasons.

- Going west has been very fruitful, as the Huskers went 9-0 west of Nebraska this year. That includes four wins in the College Basketball Crown, a 3-0 record at the Diamond Head Classic and a road sweep of Washington and Oregon in February.

- Of Nebraska's 14 losses in 2024-25, nine were one-possession games within the last 45 seconds of regulation. In five of the six home losses this season, NU was within one possession in the final 40 seconds, including four in the final 10 seconds (Rutgers, USC, Michigan and Minnesota).

- Nebraska's 2024 Diamond Head Classic title marked the program's first MTE event title since the 2000 San Juan Shootout. With the win, Nebraska Coach Fred Hoiberg became the first coach to win multiple Diamond Head Classic titles, as he coached Iowa State to the 2013 championship.

- NU went 10-1 in non-conference action during the regular season, only the seventh time since WWII that NU finished its non-con slate with one loss (also 10-1, 2023-24; 10-1, 2018-19; 10-1, 2003-04; 12-1, 1991-92; 15-1, 1990-91; 11-1, 1977-78).

3X NATIONAL PLAYER OF THE WEEK

Brice Williams has been recognized for his outstanding play, earning USBWA National Player of the Week three times this season. It marked the first time a Husker had earned the USBWA's weekly honor since it began in 2010-11.

- Williams was named one of five USBWA National Players of the Week and the Big Ten Player of the Week on Dec. 16. Williams had 30 points, six rebounds and five assists in NU's win over the Hoosiers.

- He shared the USBWA honor and was named Lute Olson National Player of the Week after helping NU win the Diamond Head Classic. Williams averaged 28.5 ppg on 61 percent shooting along with 4.5 rebounds, 3.5 assists and 2.0 steals per game in helping NU go 2-0 on the week. He matched his then-career high with 32 points in the semifinal win over Hawai'i and totaled 25 points, seven rebounds and four assists in the title game win vs. Oregon State.

- His most recent honor came on Feb. 3, when he was the national player of the week by the AP and the USBWA while picking up his second weekly Big Ten honor. He averaged 27.5 points, 7.5 rebounds and 5.0 assists per game in helping Nebraska post wins over No. 18 Illinois and at No. 16 Oregon.

HOME SWEET HOME

The Huskers have made Pinnacle Bank Arena a formidable home court in recent seasons under Fred Hoiberg. This season, NU is 10-6 at home with six wins coming by double figures and is an impressive 39-11 (.780) over the last three seasons.

- Nebraska finished the season ranked 13th nationally in attendance with 14,964 fans per game.

- Including 2024-25, NU has ranked in the top-15 nationally in attendance 10 times since Pinnacle Bank Arena opened in 2013-14.

- Nebraska set a school record with a 20-game home winning streak spanning the 2023-24 and 2024-25 seasons until the streak was broken against Rutgers on Jan. 16.

SEVEN HUSKERS EARN ACADEMIC ALL-BIG TEN HONORS

For the second straight year, seven members of the Husker men's basketball program earned spots on the Winter Academic All-Big team announced on March 19. The group includes Henry Burt, Berke Büyüktuncel, Connor Essegian, Jeffrey Grace III, Sam Hoiberg, Cale Jacobsen and Rienk Mast. Nebraska's seven honorees tied the school record of seven set last season.

Of the seven Huskers, four are repeat selections. Hoiberg makes his third consecutive appearance on the team, while Jacobsen, Grace and Burt are two-time picks. Büyüktuncel, Essegian and Mast were honored for the first time at Nebraska. In all, 29 Huskers have earned Academic All-Big Ten honors in Hoiberg's six seasons, including 20 over the last three years.

Multiple Double 20+ Games in 2024-25

Opponent (Date)	Players
South Dakota (11/27/24)	Essegian 29, Williams 21
at Hawai'i (12/23/24)	Williams 32, Gary 21
Rutgers (1/16/25)	Williams 21, Gary 20
at Oregon (2/2/25)	Williams 28, Gary 23
Maryland (2/13/25)	Gary 22, Williams 20
Minnesota (3/1/25)	Gary 21, Williams 21
at Ohio State (3/4/25)	Williams 43, Gary 24
vs. UCF (4/6/25)	Williams 21, Essegian 21, Gary 20

Best Single-Season FT Pct.

No.	Year	Pct.
1.	2011-12	.766
2.	1967-68	.765
3.	2023-24	.760
4.	1980-81	.750
5.	2024-25	.749
	1979-80	.749

Filling Up Pinnacle Bank Arena

Year	Average	NCAA Rank
2013-14 (1st year of PBA)	15,419	13th
2014-15	15,569	10th
2015-16	15,430	11th
2016-17	15,427	11th
2017-18	15,494	11th
2018-19	15,341	10th
2019-20	15,605	11th
2020-21*	NA	NA
2021-22	15,283	10th
2022-23	13,221	22nd
2023-24	14,597	15th
2024-25	14,964	13th

*No fans allowed because of COVID-19

HUSKERS IN THE NBA

A trio of former Nebraska Cornhuskers were on NBA rosters during the 2024-25 season. Dalano Banton and Bryce McGowens are teammates on the Portland Trail Blazers, while Jack McVeigh played for the Houston Rockets. It is the fourth straight season that Nebraska has had multiple players on NBA rosters.

Banton played a career-best 67 games for Portland, averaging 8.3 points, 2.4 assists and 2.0 rebounds per game. He came off the bench for the majority of the season, but averaged 16.0 ppg over his final seven games after moving into the starting lineup. Banton had four of his nine 20-point games in that stretch. Earlier in the year, he scored 20 points in just 12 minutes - all in the fourth quarter - in a win at New Orleans, marking just the seventh time in NBA history that a player had scored 20 or more points in 12 or fewer minutes. Banton was a second-round pick by Toronto in 2021. After sitting out the 2019-20 campaign, Banton played in all 27 games, including 22 starts, for the Huskers in 2020-21, averaging 9.6 points per game while leading the Huskers in both rebounding (5.9) and assists (3.9) per game. He was the first Husker since 1974 to lead NU in both rebounding and assists in the same season. Banton posted the second triple-double in school history with 13 points, 11 rebounds and 10 assists against Doane and totaled 14 games in double figures.

McGowens completed his third NBA season, he split time between the Trail Blazers and the Rip City Remix in the NBA G League. He appeared in 13 games for the Trail Blazers before suffering a season-ending injury. In the G League, McGowens was selected as a 2025 Castrol Rising Star and was second in the G League in scoring at 28.8 ppg along with 3.1 rebounds, 3.3 assists per game. McGowens spent the first two years with the Charlotte Hornets, playing in 105 career games and averaging 5.2 points, 1.9 rebounds and 1.0 assists per game. McGowens was the No. 40 overall pick in 2022, the highest drafted Husker since 1998. At Nebraska, he was a third-team All-Big Ten performer as a freshman in 2021-22, averaging a team-high 16.8 points and 5.2 rebounds per game. An eight-time Big Ten Freshman of the Week, McGowens had 11 games with 20-or-more points, including a season-high 29 points against both Sam Houston and Rutgers.

McVeigh spent his rookie season with the Houston Rockets after signing a two-way contract prior to the 2024 Paris Olympics. He played nine games for the Rockets, splitting time with the team's G League franchise, and averaged 1.6 ppg in spot duty. He appeared in 34 games for Rio Grande Valley, averaging 16.2 ppg on 44 percent shooting, including 37 percent from 3-point range. McVeigh had a strong performance in the 2024 Olympics, averaging 9.5 points per game on 52 percent shooting, including 10-of-19 (.526) from 3-point range. McVeigh played three seasons at Nebraska before returning home to begin his professional career. His best year was in 2016-17, when he averaged 7.5 points and 2.5 rebounds per game in 30 games, including 11 starts. He was a member of the Huskers' 2017-18 team that won 23 games, including a school record 13 conference games.

In addition to the three former Husker players in the NBA, Tyrone Lue is in his fifth season as head coach of the Los Angeles Clippers. Lue, who played at Nebraska from 1996-98, has guided the Clippers to a 234-166 record and four postseason appearances in his four seasons. Last year, he coached Los Angeles to a Pacific Division title while the Clippers have won 50+ games each of the past two seasons. Before taking the Clippers job, Lue led the Cleveland Cavaliers to a 128-83 record, three NBA Finals appearances and the franchise's first NBA title in 2016.

NEBRASKA HEAD COACH FRED HOIBERG

NEBRASKA (2019-PRESENT)

- Hired as Nebraska's 28th men's basketball coach on March 30, 2019, a position his grandfather (Jerry Bush) held for nine seasons from 1954 to 1963.
- Became the second Husker coach to post consecutive 20-win seasons, as the 2024-25 Huskers won 21 games and won the inaugural College Basketball Crown
- Guided Nebraska to the 2024 Diamond Head Classic title, the Huskers' first MTE title since 2000
- Named Jim Phalen National Coach of the Year and shared Big Ten Coach-of-the-Year honors (coaches and media) in 2024.
- Coached Nebraska to a third-place finish in the Big Ten in 2023-24, the highest conference finish by NU since 1992-93.
- Guided Nebraska to its first NCAA Tournament appearance since 2014.
- Led Nebraska to its fourth win over a No. 1 team in school history and first time since 1982 (1/9/24 vs. No. 1 Purdue).
- Is the only coach in school history with two road wins against top-10 teams
- Guided Nebraska to three consecutive road wins over ranked opponents (No. 23 Ohio State and No. 10 Wisconsin in 2021-22 and No. 7 Creighton in 2022-23) for the first time in school history.
- Had NBA Draft Picks in both 2021 (Dalano Banton) and 2022 (Bryce McGowens) and has produced 12 players who have reached the NBA.

CHICAGO BULLS (2015-18)

- Coached the Chicago Bulls for three-plus seasons, posting a 115-155 record.
- Became just the fifth coach in franchise history to post a winning record in his debut season.
- Took the Bulls to the 2017 NBA Playoffs where they won the first two games against the top-seeded Boston Celtics, as the Bulls were the first No. 8 seed to take a 2-0 lead against a No. 1 seed since 1993.
- Was the fifth coach in NBA history to have each of his first two career playoff victories come on the road.

IOWA STATE (2010-15)

- Served as head coach at his alma mater for five seasons, posting a 115-56 record, which is the top winning percentage in school history (.673).
- Led the Cyclones to four straight NCAA Tournament appearances - a program record - while his 115 wins were the most in a five-year stretch in school history.
- Guided Iowa State to back-to-back Big 12 Tournament titles in 2014 and 2015.
- Produced four All-Americans, 12 All-Big 12 honorees and 10 players who played in the NBA.
- Named Big 12 Coach of the Year in 2012, as the Cyclones went from three conference wins to 12 in one season.
- Won 28 games and reached the NCAA Sweet 16 in 2014.
- Led the Big 12 in scoring offense in two of his last four seasons and topped the conference in 3-pointers four times in five years.

MINNESOTA TIMBERWOLVES (2005-10)

- Served as Vice President of Basketball Operations in 2009-10, overseeing the day-to-day operations of basketball programs including college and pro scouting, salary cap management and NBA Draft preparations.
- Was the Assistant General Manager for three seasons, helping the Timberwolves orchestrate a draft-day trade for five-time all-star Kevin Love in 2008.

AS AN NBA PLAYER (1995-2005)

- Spent 10 years in the NBA with the Indiana Pacers (four seasons), Chicago Bulls (four seasons) and Minnesota Timberwolves (two seasons) after being selected in the second round of the 1995 NBA Draft.
- Was a member of three NBA Playoff Teams, including a Timberwolves team that reached the 2004 Western Conference Finals.
- Shot 40 percent from 3-point range during his career and led the NBA in 3-point shooting in his final season (48.3, 2004-05).
- Ended his NBA career abruptly at the age of 33 after undergoing open-heart surgery to repair an aneurysm in his aortic root.

AS A PLAYER AT IOWA STATE (1991-95)

- Started all four seasons at Iowa State, averaging 15.8 points, 6.9 rebounds, 2.8 assists and 1.6 steals per game in his collegiate career.
- His No. 32 was retired by Iowa State in 1997 and he is a member of the Iowa State Hall of Fame.
- Garnered third-team All-America honors as a senior in 1994-95, averaging 19.9 points per game to help the Cyclones win a then-school-record 23 games and was named Big Eight Co-Male Athlete of the Year in 1995.
- Two-time Academic All-American who was inducted into the CSC Academic Hall of Fame in 2016.



FRED HOIBERG'S COLLEGIATE COACHING RECORD

Year	School	Overall Record	Pct.	Conf. Record	Pct	Conf. Finish	Postseason
2010-11	Iowa State	16-16	.500	3-13	.188	12th	None
2011-12	Iowa State	23-11	.676	12-6	.677	T-3rd	NCAA Third Round
2012-13	Iowa State	23-12	.657	11-7	.611	T-4th	NCAA Third Round
2013-14	Iowa State	28-8	.778	11-7	.611	T-3rd	NCAA Sweet 16
2014-15	Iowa State	25-9	.735	12-6	.677	T-2nd	NCAA Second Round
2019-20	Nebraska	7-25	.219	2-18	.100	14th	None
2020-21	Nebraska	7-20	.259	3-16	.158	14th	None
2021-22	Nebraska	10-22	.313	4-16	.200	T-13th	None
2022-23	Nebraska	16-16	.500	9-11	.450	T-11th	None
2023-24	Nebraska	23-11	.676	12-8	.600	T-3rd	NCAA First Round
2024-25	Nebraska	21-14	.600	7-13	.350	T-12th	College Basketball Crown Champs.
Totals	11th Season	199-164	.548	86-120	.417		

THE LAST TIME...

Nebraska Team

Ranked in the top 5 (AP Poll) Never Happened
 Ranked in the top 10 (AP Poll) March 1, 1966
 Ranked in the top 20 (AP Poll) Jan. 2, 1995
 Ranked in the top 25 (AP Poll) Dec. 31, 2018 (No. 24)
 Ranked in the top 25 (USA Today Coaches Poll) Dec. 31, 2018 (No. 23)

Played AP Poll No. 1 ranked team def. No. 1 Purdue (88-72), 1/9/2024
 Defeated AP Poll No. 1 ranked team def. No. 1 Purdue (88-72), 1/9/2024
 Played AP Poll No. 2 ranked team lost at No. 2 Michigan (47-62), 1/9/13
 Defeated AP Poll No. 2 ranked team vs. No. 2 Oklahoma State (85-69), 2/5/1992
 Played Team Ranked 1-5 by AP def. No. 1 Purdue (88-72), 1/9/2024
 Defeated Team Ranked 1-5 by AP def. No. 1 Purdue (88-72), 1/9/2024
 Played Team Ranked 6-10 by AP won vs. No. 6 Wisconsin (80-72, OT), 2/1/2023
 Defeated Team Ranked 6-10 by AP vs. No. 6 Wisconsin (80-72, OT), 2/1/2023
 Defeated Team Ranked 11-25 by AP No. 18 Illinois (80-74, OT), 1/30/2025
 Defeated Team Ranked 1-10 by AP on Road at No. 7 Creighton (63-53), 12/4/2022
 Defeated Ranked Team by AP on Road at No. 16 Oregon (77-71), 2/2/2025

Scored 100 or more points 114; at Ohio State, 3/4/2025
 Scored 90 or more points 114; at Ohio State, 3/4/2025
 Scored 80 or more points 81; vs. Georgetown, 4/2/2025
 Scored less than 50 points 46; Michigan, 2/24/2025
 Scored less than 40 points 38; at Oregon, 12/15/2012
 Shot 75% from the field 750; vs. Nebraska-Omaha (42-56), 1/25/1988 \$
 Shot 70% from the field 723; vs. UNC Wilmington (34-47), 12/5/1997
 Shot 60% from the field 612; Indiana (30-49), 12/13/2024

Made 50 or more free throws Never Happened
 Made 40 or more free throws 43; vs. Texas (43-59), 1/3/1996 - \$
 Made 30 or more free throws 37; vs. UTSA (37-50), 12/20/2017
 Made 25 or more free throws 25; UCLA (25-29), 1/4/2025
 Attempted 60 or more free throws 60; vs. Kansas State (36-60), 1/11/1954 - \$
 Attempted 50 or more free throws 50; vs. UTSA (37-50), 12/20/2017
 Attempted 40 or more free throws 50; vs. UTSA (37-50), 12/20/2017
 Attempted 30 or more free throws 30; at Creighton (22-30), 11/22/2024
 Shot 100% from the foul line (min 10 att.) 1.000; at Illinois (14-14), 2/4/2024
 Shot 95% from the foul line (min 10 att.) 1.000; at Illinois (14-14), 2/4/2024
 Shot 90% from the foul line (min 10 att.) 941; Maryland (16-17), 2/13/2025
 Shot 90% from the foul line (min 20 att.) 917; vs. Texas A&M (NCAA) (22-24), 3/22/2024

Made 20 or more 3-pointers Never Happened
 Made 15 or more 3-pointers 15; Kennesaw State (15-29), 12/22/2021
 Made 10 or more 3-pointers 12; vs. Boise State (12-19), 4/5/2025
 Made 0 3-pointers 0; vs. Jacksonville State (0-5), 12/18/2012
 Held Opponent to 0 3-pointers 0; Southeastern Louisiana, 11/22/2015
 Attempted 40 or more 3-pointers 41; vs. Nevada (9-41), 11/26/2020 \$
 Attempted 30 or more 3-pointers 30; at Wisconsin (10-30), 1/26/2025
 Attempted 20 or more 3-pointers 21; vs. UCF (9-21), 4/6/2025
 Shot 75% from 3-point range (min. 10 att.) 750; vs. UT-Pan American (9-12), 12/2/2009 - \$
 Shot 60% from 3-point range (min. 20 att.) 632; Purdue (14-23), 1/9/24
 Shot 60% from 3-point range (min. 10 att.) 632; vs. Boise State (12-19), 4/5/2025
 Shot 50% from 3-point range (min. 20 att.) 538; Ohio State (14-26), 1/23/2024
 Shot 50% from 3-point range (min. 10 att.) 632; vs. Boise State (12-19), 4/5/2025

Had 60 or more rebounds 60; vs. Oral Roberts, 12/22/1999
 Had 50 or more rebounds 50; South Carolina State, 12/29/2023

Had 30 or more assists 35; Northeastern Illinois, 12/21/1994
 Had 25 or more assists 25; Doane, 12/17/2020
 Had 20 or more assists 20; vs. UCF, 4/6/2025
 Had 15 or more assists 20; vs. UCF, 4/6/2025

Had 20 or more steals 23; vs. Texas Tech, 3/4/1999 - \$
 Had 15 or more steals 15; Indiana, 1/3/2024
 Had 10 or more steals 11; vs. Arizona State, 3/31/2025

Had 15 or more blocked shots 15; vs. Coppin State, Dec. 6, 1996 - \$
 Had 10 or more blocked shots 14; at Northwestern, 1/2/2018

Had 30 or more turnovers 31; at Creighton, 12/11/2005
 Had 20 or more turnovers 20; South Carolina State, 12/29/2023
 Had 5 or less turnovers 2; vs. Duquesne, 11/22/2023 - #

Nebraska Player...

Had 20 or more points: 21; Brice Williams, 21; Connor Essegian, 20; Juwan Gary vs. UCF, 4/6/2025
 Had 25 or more points: 28; Brice Williams vs. Georgetown, 4/2/2025
 Had 30 or more points: 30; Brice Williams vs. Arizona State, 3/31/25
 Had 40 or more points: 43; Brice Williams at Ohio State, 3/4/25
 Had 20 or more points in a half: 21; Brice Williams (2nd) at Hawai'i, 12/23/2024
 Had 20 or more points in overtime(s): 22; Brice Williams (1st and 2nd OT) at Ohio State, 3/4/2025

Had No Player in Double Figures: vs. Ohio State, 1/21/2012
 Had Five Players with 10 or more points vs. Rutgers, 1/16/2025
 Williams (21); Gary (20); Essegian (12); Morgan (11); Worster (10)
 Had Six Players with 10 or more points North Dakota, 12/20/2023
 Wilcher (16); Lawrence (14); Tominaga (14); Williams (12); Gary (12); Allick (10)

Two Huskers with 20 or more points, same game: vs. UCF, 4/6/2025
 Brice Williams (21); Connor Essegian (21); Juwan Gary (20)
 Two Huskers with 25 or more points, same game: vs. Western Illinois, 11/9/21
 Alonzo Verge Jr. (26); Bryce McGowens (25)

Three Huskers with 20 or more points, same game: vs. UCF, 4/6/2025
 Brice Williams (21); Connor Essegian (21); Juwan Gary (20)
 Two Huskers with 30 or more points, same game: vs. Oregon, 11/25/1995
 Tyronn Lue (30) & Jaron Boone (30) - only time in school history

Had 10 or more rebounds: 10; Juwan Gary vs. Georgetown, 4/2/2025
 Had 15 or more rebounds: 18; Juwan Gary at Kansas State, 12/17/2023
 Had 20 or more rebounds: 21; Kimani Ffriend vs. Oral Roberts, 12/22/1999
 Had 25 or more rebounds: 26; Bill Johnson vs. Iowa State, 1/4/1954 - \$
 Two Huskers with 10 or more rebounds, same game: at Kansas State, 12/17/2023
 (Juwan Gary-18; Rienk Mast-12)
 Three Huskers with 10 or more rebounds, same game: vs. Texas Tech, 1/19/2000
 (Steffon Bradford 16; Kimani Ffriend 12; Louis Truscott 11)

Had 5 or more 3-pointers: 5; Brice Williams vs. Georgetown (5-9), 4/2/2025
 Had 6 or more 3-pointers: 6; Connor Essegian vs. Southern (6-12), 12/30/2024
 Had 7 or more 3-pointers: 7; Kobe Webster at Northwestern (7-12), 3/7/2021
 Had 8 or more 3-pointers: 8; Cary Cochran, vs. Baylor (8-13), 2/27/2002 - \$

Had 5 or more assists: 7; Sam Hoiberg vs. UCF, 4/6/2025
 Had 10 or more assists: 10; Ahron Ulis at Maryland, 1/19/2025
 Had 15 or more assists: 15; Charles Richardson vs. Rutgers, 12/2/2006
 Had 18 or more assists: 18; Brian Carr, at Evansville, 1/3/1985 - \$

Had 5 or more blocked shots: 5; Isaiah Roby vs. Northwestern, 2/16/2019
 Had 6 or more blocked shots: 6; Isaiah Roby vs. Eastern Illinois, 11/11/2017
 Had 7 or more blocked shots: 7; John Turek vs. Colorado, 3/2/2005
 Had 9 or more blocked shots: 9; Mikki Moore vs. Coppin State, 12/6/1996 - \$
 Had 10 or more blocked shots: Never Happened

Had 5 or more steals: 5; Juwan Gary vs. Bethune-Cookman, 11/19/2024
 Had 6 or more steals: 6; Glynn Watson Jr. vs. Long Beach State, 11/26/2017
 Had 7 or more steals: 7; Brandon Richardson at Ohio State, 1/3/2012
 Had 8 or more steals: 8; Cookie Belcher vs. Oklahoma St., 2/7/2001 - \$
 Had 10 or more steals: Never Happened

Had Triple-Double (Points/Rebounds/Assists): Dalano Banton vs. Doane, 12/17/2020, 13/11/10
 Had Double-Double (Points/Rebounds): Juwan Gary (17 pts/10 reb) vs. Georgetown, 4/2/2025
 Had Double-Double (Points/Assists): Alonzo Verge Jr. at NC State (25/11), 12/1/2021
 Had Double-Double (Points/Steals): Never Happened
 Had Double-Double (Points/Blocks): Never Happened
 Had Two Players with Double-Doubles:
 Josiah Allick (10 pts./12 reb.) and Juwan Gary (15 pts./11 reb.) vs. Rutgers, 3/3/2024

\$ - School Record - # - Tied School record
 As of 4/7/2025

2024-25 RADIO/TV POSTSEASON ROSTER



0 | CONNOR
ESSEGIAN
Jr. | G | 6-4 | 190



1 | SAM
HOIBERG
Jr. | G | 6-0 | 185



2 | AHRON
ULIS
Sr. | G | 6-3 | 190



3 | BRICE
WILLIAMS
Sr. | G | 6-7 | 214



4 | JUWAN
GARY
Sr. | F | 6-6 | 226



5 | BRADEN
FRAGER
Fr. | F | 6-7 | 220



8 | JEFFREY
GRACE III
Jr. | G | 6-3 | 200



9 | BERKE
BÜYÜKTUNCEL
So. | F | 6-10 | 244



12 | GAVIN
GRIFFITHS
So. | G | 6-7 | 193



20 | JUSTIN
BOLIS
So. | F | 6-8 | 225



23 | ANDREW
MORGAN
Sr. | F | 6-10 | 242



24 | ROLLIE
WORSTER
Sr. | G | 6-5 | 210



25 | NICK
JANOWSKI
Fr. | G | 6-4 | 208



31 | CALE
JACOBSEN
So. | G | 6-4 | 195



34 | BRAXTON
MEAH
Sr. | C | 7-1 | 265



35 | HENRY
BURT
So. | F | 6-7 | 222



51 | RIENK
MAST
Sr. | F | 6-10 | 260



FRED HOIBERG
Head Coach



NATE LOENSER
Assistant Coach



ERNIE ZEIGLER
Assistant Coach



KURT JOSEPH
Director of Men's
Basketball Strength &
Conditioning



LUCA VIRGILIO
Director of Basketball
Strategies & Business
Operations



EMMANUEL
TOMMY
Director of Player
Development



MICHAEL BANIA
Video
Coordinator



PADYN BORDERS
Recruiting
Coordinator



SHERYL BURBACH
Assistant Director of
Basketball Operations



ANDREW MCCABE
Athletic Trainer



PAT NORRIS
Equipment Manager



JAKE BLATTNER
Performance
Nutrition Coordinator



MATT THOME
NAPL Director



NIHI IBARRA
Graduate Manager



JUSTIN MOORE
Graduate Manager



SATCHEL STERN
Graduate Manager



2024-25 Roster Page

2024-25 GAME BY GAME															
Team	FG-FGA	Pct.	3FG-3FGA	Pct.	FT-FTA	Pct.	O-D	Reb.	PF	A	TO	B	S	Pts.	W/L
UTRGV at Nebraska	24-62	.387	13-41	.317	6-9	.667	9-23	32	27	11	20	0	4	67	
	28-57	.491	6-19	.316	25-35	.714	11-31	42	15	11	13	2	9	87	W
Bethune-Cookman at Nebraska	22-62	.355	9-26	.346	5-7	.714	12-27	39	23	11	22	5	5	58	
	19-55	.345	4-22	.182	21-26	.808	13-28	41	14	11	18	4	11	63	W
FDU at Nebraska	23-57	.404	7-23	.304	7-11	.636	7-24	31	21	12	17	3	6	60	
	28-65	.431	7-28	.250	23-28	.821	14-29	43	15	20	8	6	10	86	W
Saint Mary's vs. Nebraska	21-61	.426	11-23	.478	14-25	.560	17-14	31	21	14	9	3	12	77	
	22-49	.449	5-17	.294	25-29	.862	13-21	34	19	8	15	6	6	74	L
at No. 14 Creighton Nebraska	17-52	.327	12-42	.286	17-23	.739	8-29	37	19	12	17	3	4	63	
	24-57	.421	4-16	.250	22-30	.733	7-30	37	22	18	7	1	10	74	W
South Dakota at Nebraska	26-60	.433	8-28	.286	19-27	.704	9-24	33	16	12	12	3	6	79	
	33-68	.485	13-33	.394	17-21	.810	14-29	43	16	24	12	2	10	96	W
North Florida at Nebraska	25-65	.385	14-43	.326	8-12	.667	10-27	37	19	13	16	1	2	72	
	40-69	.580	11-24	.458	12-18	.667	6-32	38	12	22	6	4	12	103	W
at Michigan State Nebraska	29-56	.518	9-23	.391	22-23	.957	12-36	48	17	20	17	5	4	89	
	18-54	.333	4-22	.182	12-18	.667	4-15	19	20	8	11	0	8	52	L
Indiana at Nebraska	23-65	.354	8-35	.229	14-20	.600	15-20	35	20	10	9	3	7	68	
	30-49	.612	8-14	.571	17-26	.654	6-29	35	16	16	14	1	5	85	W
vs. Murray State Nebraska	17-55	.309	7-27	.259	8-15	.533	7-19	26	12	7	10	3	5	49	
	26-53	.491	6-17	.353	8-9	.889	6-34	40	12	6	15	4	6	66	W
at Hawai'i Nebraska	20-47	.426	5-20	.250	10-15	.667	9-18	27	15	5	16	1	4	55	
	26-55	.473	7-17	.412	10-11	.909	9-19	28	13	10	12	4	8	69	W
vs. Oregon State Nebraska	21-53	.396	9-24	.375	15-16	.938	8-18	26	18	9	12	1	5	66	
	25-47	.532	8-20	.400	20-24	.833	7-24	31	15	13	12	0	5	78	W
Southern at Nebraska	13-67	.254	3-24	.125	6-16	.375	17-22	39	17	10	8	4	9	43	
	26-53	.491	13-30	.433	12-18	.667	8-40	48	17	22	14	5	3	77	W
No. 15 UCLA at Nebraska	22-57	.386	4-28	.143	10-13	.769	6-28	34	24	13	15	2	5	58	
	17-52	.327	7-25	.280	25-29	.862	9-30	39	16	11	13	1	10	66	W
at Iowa Nebraska	29-61	.475	17-35	.486	22-25	.880	6-30	36	17	23	13	6	7	97	
	33-71	.465	9-23	.391	12-22	.545	14-27	41	21	14	14	4	11	87	L (OT)
at No. 20 Purdue Nebraska	41-65	.631	19-33	.576	3-6	.500	9-24	33	10	32	10	2	11	104	
	26-54	.481	6-27	.222	10-11	.909	4-16	20	10	15	17	2	9	68	L
Rutgers at Nebraska	33-67	.492	12-29	.414	7-14	.500	17-23	40	20	16	8	6	4	85	
	28-62	.452	9-22	.409	17-27	.630	19-23	42	15	17	7	2	5	82	L
at Maryland Nebraska	26-58	.448	10-25	.400	7-12	.583	8-24	32	13	15	12	8	8	69	
	27-58	.466	6-16	.375	6-11	.545	9-27	36	14	15	13	2	8	66	L
USC at Nebraska	27-61	.443	6-21	.286	18-22	.818	12-24	36	16	12	9	1	8	78	
	27-55	.491	5-24	.208	14-17	.824	6-25	31	18	12	11	4	6	73	L
at No. 18 Wisconsin Nebraska	30-63	.476	17-37	.459	6-8	.750	5-38	43	11	18	8	3	5	83	
	21-62	.330	10-30	.330	3-8	.375	7-28	35	11	13	12	4	4	55	L
No. 18 Illinois at Nebraska	26-73	.356	10-42	.238	12-18	.667	20-38	58	18	7	17	7	3	74	
	31-78	.397	5-20	.250	13-18	.722	13-29	42	18	15	6	4	9	80	W (OT)
at No. 16 Oregon Nebraska	24-60	.400	5-20	.250	18-22	.818	11-21	32	19	13	10	1	9	71	
	26-51	.510	4-23	.174	21-29	.724	9-26	35	20	14	12	2	4	77	W
at Washington Nebraska	27-57	.474	10-25	.400	8-12	.667	8-23	31	16	13	9	6	1	72	
	29-55	.527	11-19	.579	17-22	.773	6-24	30	11	16	6	6	6	86	W
Ohio State at Nebraska	26-61	.426	10-25	.400	9-15	.600	7-21	28	20	10	6	2	5	71	
	27-52	.519	7-21	.333	18-21	.857	6-31	37	16	15	10	1	2	79	W
No. 25 Maryland at Nebraska	31-53	.585	7-15	.467	14-18	.778	9-25	34	13	15	12	2	4	83	
	25-58	.431	9-25	.360	16-17	.941	8-14	22	15	13	10	2	3	75	L
at Northwestern Nebraska	26-72	.361	7-20	.350	5-8	.625	23-23	46	21	14	16	3	8	64	
	20-45	.444	6-18	.333	22-28	.786	5-22	27	13	14	14	6	11	68	W
at Penn State Nebraska	34-56	.607	8-23	.348	13-14	.929	7-27	34	13	21	12	2	11	89	
	28-54	.519	7-21	.333	9-11	.818	6-16	22	13	21	16	3	6	72	L
No. 15 Michigan at Nebraska	18-61	.295	5-27	.185	8-13	.615	12-38	50	13	12	14	4	5	49	
	16-62	.258	6-28	.214	8-12	.667	10-33	43	16	5	11	5	7	46	L
Minnesota at Nebraska	27-53	.509	10-21	.476	3-5	.600	7-26	33	17	15	14	3	4	67	
	28-58	.431	4-17	.235	11-20	.550	12-20	32	7	8	6	1	8	65	L
at Ohio State Nebraska	36-68	.529	12-32	.375	32-44	.727	10-24	34	22	18	9	2	6	116	
	41-77	.532	12-28	.429	20-28	.714	13-25	38	29	17	11	2	5	114	L (2OT)
Iowa at Nebraska	31-63	.492	11-28	.393	10-17	.588	8-31	39	15	18	4	2	5	83	
	22-63	.349	6-27	.222	18-23	.783	11-27	38	19	13	6	2	3	68	L
Arizona State vs. Nebraska	26-56	.464	6-20	.300	20-26	.769	7-23	30	19	12	16	4	2	78	
	31-61	.508	8-24	.333	16-22	.727	8-26	34	17	16	14	1	11	86	W
Georgetown vs. Nebraska	23-59	.390	12-30	.400	11-16	.688	9-22	31	13	8	11	2	6	69	
	28-59	.475	9-27	.333	16-18	.889	10-30	40	14	15	10	3	9	81	W
Boise State vs. Nebraska	25-63	.397	9-27	.333	10-11	.909	11-20	31	16	14	9	2	6	69	
	26-56	.464	12-19	.632	15-18	.833	11-27	38	13	18	11	4	3	79	W
UCF vs. Nebraska	27-68	.397	7-29	.241	5-6	.833	13-26	39	17	8	12	5	7	66	
	29-61	.475	9-21	.429	10-17	.588	9-29	38	14	20	9	3	8	77	W

GAME BY GAME STARTERS

Opponent	Date	Result	Guard	Guard	Guard/Forward	Forward	Forward
UTRGV	11/4	W, 87-67	Worster	Williams	Gary	Büyüktuncel	Meah
Bethune-Cookman	11/9	W, 63-58	Worster	Williams	Gary	Büyüktuncel	Meah
FDU	11/13	W, 86-60	Worster	Williams	Essegian	Gary	Büyüktuncel
vs. Saint Mary's	11/17	L, 74-77	Worster	Williams	Gary	Büyüktuncel	Meah
at No. 14 Creighton	11/22	W, 74-63	Worster	Williams	Gary	Büyüktuncel	Meah
South Dakota	11/27	W, 96-79	Worster	Williams	Gary	Büyüktuncel	Meah
North Florida	12/1	W, 103-72	Worster	Williams	Essegian	Gary	Meah
at Michigan State	12/7	L, 52-89	Worster	Williams	Essegian	Gary	Meah
Indiana	12/13	W, 85-68	Worster	Williams	Gary	Büyüktuncel	Meah
vs. Murray State	12/22	W, 66-49	Worster	Williams	Gary	Büyüktuncel	Meah
at Hawai'i	12/23	W, 69-55	Worster	Williams	Gary	Büyüktuncel	Meah
vs. Oregon State	12/25	W, 78-66	Worster	Williams	Gary	Büyüktuncel	Meah
Southern	12/30	W, 77-43	Worster	Williams	Gary	Büyüktuncel	Meah
No. 14 UCLA	1/4	W, 66-58	Worster	Williams	Gary	Büyüktuncel	Meah
at Iowa	1/7	L, 87-97 (OT)	Worster	Williams	Gary	Büyüktuncel	Meah
at No. 20 Purdue	1/12	L, 68-104	Worster	Williams	Gary	Büyüktuncel	Meah
Rutgers	1/16	L, 82-85	Worster	Williams	Gary	Büyüktuncel	Meah
at Maryland	1/19	L, 66-69	Worster	Williams	Gary	Büyüktuncel	Meah
USC	1/22	L, 73-78	Ulis	Williams	Gary	Büyüktuncel	Meah
at No. 18 Wisconsin	1/26	L, 55-83	Williams	Hoiberg	Gary	Büyüktuncel	Morgan
No. 18 Illinois	1/30	W, 80-74 (OT)	Worster	Hoiberg	Williams	Gary	Morgan
at No. 16 Oregon	2/2	W, 77-71	Williams	Hoiberg	Gary	Büyüktuncel	Morgan
at Washington	2/5	W, 86-72	Williams	Hoiberg	Gary	Büyüktuncel	Morgan
Ohio State	2/9	W, 79-71	Worster	Hoiberg	Williams	Gary	Büyüktuncel
No. 25 Maryland	2/13	L, 75-83	Worster	Hoiberg	Williams	Gary	Morgan
at Northwestern	2/16	W, 68-64	Worster	Hoiberg	Williams	Gary	Morgan
at Penn State	2/19	L, 72-89	Worster	Hoiberg	Williams	Gary	Morgan
No. 15 Michigan	2/24	L, 46-49	Worster	Williams	Gary	Büyüktuncel	Meah
Minnesota	3/1	L, 65-67	Hoiberg	Williams	Gary	Büyüktuncel	Meah
at Ohio State	3/4	L, 114-116 (2OT)	Worster	Hoiberg	Williams	Gary	Büyüktuncel
Iowa	3/9	L, 68-83	Worster	Hoiberg	Williams	Gary	Büyüktuncel
vs. Arizona State	3/31	W, 86-78	Hoiberg	Williams	Gary	Büyüktuncel	Morgan
vs. Georgetown	4/2	W, 81-69	Hoiberg	Williams	Gary	Jacobsen	Büyüktuncel
vs. Boise State	4/5	W, 79-69	Hoiberg	Williams	Gary	Jacobsen	Büyüktuncel
vs. UCF	4/6	W, 77-66	Hoiberg	Williams	Gary	Jacobsen	Morgan

2024-25 SUPERLATIVES

NEBRASKA TEAM GAME HIGHS

POINTS	114	at Ohio St. (03/04/25)
	103	NORTH FLORIDA (12/01/24)
	96	SOUTH DAKOTA (11/27/24)
FIELD GOALS MADE	41	at Ohio St. (03/04/25)
	40	NORTH FLORIDA (12/01/24)
FIELD GOAL ATTEMPTS	78	ILLINOIS (01/30/25)
	77	at Ohio St. (03/04/25)
FIELD GOAL PERCENTAGE	.612 (30-49)	INDIANA (12/13/24)
	.580 (40-69)	NORTH FLORIDA (12/01/24)
3 PT FIELD GOALS MADE	13	SOUTHERN U. (12/30/24)
	13	SOUTH DAKOTA (11/27/24)
3 PT FG ATTEMPTS	33	SOUTH DAKOTA (11/27/24)
	30	at Wisconsin (01/26/25)
	30	SOUTHERN U. (12/30/24)
3 PT FG PERCENTAGE	.632 (12-19)	vs Boise St. (04/05/25)
	.579 (11-19)	at Washington (02/05/25)
FREE THROWS MADE	25	UCLA (01/04/25)
	25	vs Saint Mary's (CA) (11/17/24)
	25	UTRGV (11/04/24)
FREE THROW ATTEMPTS	35	UTRGV (11/04/24)
	30	at Creighton (11/22/24)
FREE THROW PERCENTAGE	.941 (16-17)	MARYLAND (02/13/25)
	.909 (10-11)	at Purdue (01/12/25)
	.909 (10-11)	at Hawaii (12/23/24)
REBOUNDS	48	SOUTHERN U. (12/30/24)
	43	Three Times
ASSISTS	24	SOUTH DAKOTA (11/27/24)
	22	Two times
STEALS	12	NORTH FLORIDA (12/01/24)
	11	Four times
BLOCKED SHOTS	6	Four Times
TURNOVERS	18	BETHUNE-COOKMAN (11/09/24)
	17	at Purdue (01/12/25)
FOULS	29	at Ohio St. (03/04/25)
	22	at Creighton (11/22/24)

OPPONENT TEAM GAME HIGHS

POINTS	116	at Ohio St. (03/04/25)
	104	at Purdue (01/12/25)
	97	at Iowa (01/07/25)
FIELD GOALS MADE	41	at Purdue (01/12/25)
	36	at Ohio St. (03/04/25)
FIELD GOAL ATTEMPTS	73	ILLINOIS (01/30/25)
	72	at Northwestern (02/16/25)
FIELD GOAL PERCENTAGE	.631 (41-65)	at Purdue (01/12/25)
	.607 (34-56)	at Penn St. (02/19/25)
3 PT FIELD GOALS MADE	19	at Purdue (01/12/25)
	17	at Wisconsin (01/26/25)
	17	at Iowa (01/07/25)
3 PT FG ATTEMPTS	43	NORTH FLORIDA (12/01/24)
	42	ILLINOIS (01/30/25)
	42	at Creighton (11/22/24)
3 PT FG PERCENTAGE	.576 (19-33)	at Purdue (01/12/25)
	.486 (17-35)	at Iowa (01/07/25)
FREE THROWS MADE	32	at Ohio St. (03/04/25)
	22	at Iowa (01/07/25)
	22	at Michigan St. (12/07/24)
FREE THROW ATTEMPTS	44	at Ohio St. (03/04/25)
	27	SOUTH DAKOTA (11/27/24)
FREE THROW PERCENTAGE	.957 (22-23)	at Michigan St. (12/07/24)
	.938 (15-16)	vs Oregon St. (12/25/24)
REBOUNDS	58	ILLINOIS (01/30/25)
	50	MICHIGAN (02/24/25)
ASSISTS	32	at Purdue (01/12/25)
	23	at Iowa (01/07/25)
STEALS	12	vs Saint Mary's (CA) (11/17/24)
	11	at Penn St. (02/19/25)
	11	at Purdue (01/12/25)
BLOCKED SHOTS	8	at Maryland (01/19/25)
	7	ILLINOIS (01/30/25)
TURNOVERS	22	BETHUNE-COOKMAN (11/09/24)
	20	UTRGV (11/04/24)
FOULS	27	UTRGV (11/04/24)
	24	UCLA (01/04/25)

NEBRASKA TEAM GAME LOWS

POINTS	46	MICHIGAN (02/24/25)
	52	at Michigan St. (12/07/24)
	55	at Wisconsin (01/26/25)
FIELD GOALS MADE	16	MICHIGAN (02/24/25)
	17	UCLA (01/04/25)
FIELD GOAL ATTEMPTS	45	at Northwestern (02/16/25)
	47	vs Oregon St. (12/25/24)
FIELD GOAL PERCENTAGE	.258 (16-62)	MICHIGAN (02/24/25)
	.327 (17-52)	UCLA (01/04/25)
3 PT FIELD GOALS MADE	4	Five Times
3 PT FG ATTEMPTS	14	INDIANA (12/13/24)
	16	at Creighton (11/22/24)
	16	at Maryland (01/19/25)
3 PT FG PERCENTAGE	.174 (4-23)	at Oregon (02/02/25)
	.182 (4-22)	BETHUNE-COOKMAN (11/09/24)
	.182 (4-22)	at Michigan St. (12/07/24)
FREE THROWS MADE	3	at Wisconsin (01/26/25)
	6	at Maryland (01/19/25)
FREE THROW ATTEMPTS	8	at Wisconsin (01/26/25)
	9	vs Murray St. (12/22/24)
FREE THROW PERCENTAGE	.375 (3-8)	at Wisconsin (01/26/25)
	.545 (6-11)	at Maryland (01/19/25)
	.545 (12-22)	at Iowa (01/07/25)
REBOUNDS	19	at Michigan St. (12/07/24)
	20	at Purdue (01/12/25)
ASSISTS	5	MICHIGAN (02/24/25)
	6	vs Murray St. (12/22/24)
STEALS	2	OHIO ST. (02/09/25)
	3	Four Times
BLOCKED SHOTS	0	at Michigan St. (12/07/24)
	0	vs Oregon St. (12/25/24)
TURNOVERS	6	Five times
FOULS	7	MINNESOTA (03/01/25)
	10	at Purdue (01/12/25)

OPPONENT TEAM GAME LOWS

POINTS	43	SOUTHERN U. (12/30/24)
	49	vs Murray St. (12/22/24)
	49	MICHIGAN (02/24/25)
FIELD GOALS MADE	17	Three times
FIELD GOAL ATTEMPTS	47	at Hawaii (12/23/24)
	52	at Creighton (11/22/24)
FIELD GOAL PERCENTAGE	.254 (17-67)	SOUTHERN U. (12/30/24)
	.295 (18-61)	MICHIGAN (02/24/25)
3 PT FIELD GOALS MADE	3	SOUTHERN U. (12/30/24)
	4	UCLA (01/04/25)
3 PT FG ATTEMPTS	15	MARYLAND (02/13/25)
	20	Four Times
3 PT FG PERCENTAGE	.125 (3-24)	SOUTHERN U. (12/30/24)
	.143 (4-28)	UCLA (01/04/25)
FREE THROWS MADE	3	at Purdue (01/12/25)
	3	MINNESOTA (03/01/25)
FREE THROW ATTEMPTS	5	MINNESOTA (03/01/25)
	6	at Purdue (01/12/25)
	6	vs UCF (04/06/25)
FREE THROW PERCENTAGE	.375 (6-16)	SOUTHERN U. (12/30/24)
	.500 (3-6)	at Purdue (01/12/25)
	.500 (7-14)	RUTGERS (01/16/25)
REBOUNDS	24	vs Oregon St. (12/25/24)
	26	vs Murray St. (12/22/24)
ASSISTS	5	at Hawaii (12/23/24)
	7	vs Murray St. (12/22/24)
	7	ILLINOIS (01/30/25)
STEALS	1	at Washington (02/05/25)
	2	NORTH FLORIDA (12/01/24)
	2	vs Arizona St. (03/31/25)
BLOCKED SHOTS	0	UTRGV (11/04/24)
	1	Six Times
TURNOVERS	4	IOWA (03/09/25)
	6	OHIO ST. (02/09/25)
FOULS	10	at Purdue (01/12/25)
	11	at Wisconsin (01/26/25)

2024-25 SUPERLATIVES

WON/LOSS MARGIN

	1	2	3	4	5	6	7	8	9	10	11	12	13	14	15	16	17	18	19	20	+20
Husker Wins	0	0	0	1	1	2	0	3	0	1	2	2	0	2	0	0	3	0	0	1	3
Husker Losses	0	2	4	0	1	0	0	1	0	1	0	0	0	0	1	0	1	0	0	0	3

2024-25 INDIVIDUAL GAME HIGHS

Points	43	Williams,Brice at Ohio St. (03/04/25)
	32	Williams,Brice at Hawaii (12/23/24)
	30	Williams,Brice vs Arizona St. (03/31/25)
	30	Williams,Brice vs Indiana (12/13/24)
Field Goals Made	16	Williams,Brice at Ohio St. (03/04/25)
	11	Gary,Juwan vs Southern California (01/22/25)
Field Goal Att.	29	Williams,Brice at Ohio St. (03/04/25)
	26	Williams,Brice vs Illinois (01/30/25)
FG Pct (min 5 made)	1.000 (8-8)	Morgan,Andrew at Penn St. (02/19/25)
	1.000 (6-6)	Meah,Braxton vs South Dakota (11/27/24)
3-Point FG Made	6	Essegian,Connor vs Southern U. (12/30/24)
	6	Essegian,Connor vs North Florida (12/01/24)
	6	Essegian,Connor vs South Dakota (11/27/24)
3-Point FG Att.	15	Essegian,Connor vs South Dakota (11/27/24)
	12	Essegian,Connor vs Southern U. (12/30/24)
3-Pt FG Pct (min 3 made)	1.000 (4-4)	Gary,Juwan vs Boise St. (04/05/25)
	.800 (4-5)	Essegian,Connor at Washington (02/05/25)
	.800 (4-5)	Williams,Brice at Hawaii (12/23/24)
Free Throws Made	11	Williams,Brice vs UCLA (01/04/25)
	11	Williams,Brice vs Saint Mary's (CA) (11/17/24)
Free Throw Att.	13	Williams,Brice vs Arizona St. (03/31/25)
	12	Gary,Juwan at Oregon (02/02/25)
	12	Williams,Brice vs UCLA (01/04/25)
FT Pct (min 4 made)	1.000 (11-11)	Williams,Brice vs Saint Mary's (CA) (11/17/24)
	1.000 (8-8)	Williams,Brice at Hawaii (12/23/24)
	1.000 (8-8)	Williams,Brice at Creighton (11/22/24)
	1.000 (7-7)	Williams,Brice vs Georgetown (04/02/25)
	1.000 (7-7)	Gary,Juwan at Northwestern (02/16/25)
	1.000 (7-7)	Williams,Brice vs Maryland (02/13/25)
Rebounds	13	Gary,Juwan at Iowa (01/07/25)
	12	Morgan,Andrew vs Murray St. (12/22/24)
Assists	10	Ulis,Ahron at Maryland (01/19/25)
	7	Hoiberg,Sam vs UCF (04/06/25)
Steals	5	Gary,Juwan vs Bethune-Cookman (11/09/24)
	4	Four Times
Blocked Shots	3	Gary,Juwan vs Boise St. (04/05/25)
	3	Morgan,Andrew at Northwestern (02/16/25)
	3	Buyuktuncel,Berke vs Saint Mary's (CA) (11/17/24)
Turnovers	6	Williams,Brice vs Bethune-Cookman (11/09/24)
	5	Four Times
Fouls	5	Hoiberg,Sam vs Iowa (03/09/25)
	5	Gary,Juwan vs Iowa (03/09/25)
	5	Buyuktuncel,Berke at Ohio St. (03/04/25)
	5	Worster,Rollie at Ohio St. (03/04/25)
	5	Hoiberg,Sam at Ohio St. (03/04/25)
	5	Morgan,Andrew vs Maryland (02/13/25)
	5	Buyuktuncel,Berke at Maryland (01/19/25)
	5	Hoiberg,Sam at Iowa (01/07/25)
Minutes	49	Williams,Brice at Ohio St. (03/04/25)
	48	Gary,Juwan at Ohio St. (03/04/25)
	42	Williams,Brice vs Illinois (01/30/25)
	41	Gary,Juwan vs Illinois (01/30/25)

2024-25 OPPONENT INDIVIDUAL GAME HIGHS

Points	31	Josh Dix at Iowa (01/07/25)
	30	Micah Parrish vs Ohio St. (02/09/25)
	30	Payton Sandfort at Iowa (01/07/25)
Field Goals Made	12	Jordan Ivy-Curry vs UCF (04/06/25)
	12	Bruce Thornton at Ohio St. (03/04/25)
Field Goal Att.	25	Nick Martinelli at Northwestern (02/16/25)
	22	Jordan Ivy-Curry vs UCF (04/06/25)
FG Pct (min 5 made)	1.000 (5-5)	Sean Stewart at Ohio St. (03/04/25)
	1.000 (5-5)	Kody Williams at Hawaii (12/23/24)
3-Point FG Made	7	Josh Dix at Iowa (01/07/25)
	6	Ty Berry at Northwestern (02/16/25)
	6	Payton Sandfort at Iowa (01/07/25)
3-Point FG Att.	15	Ty Berry at Northwestern (02/16/25)
	13	Steven Ashworth at Creighton (11/22/24)
3-Pt FG Pct (min 3 made)	.833 (5-6)	Brennan Rigsby vs Minnesota (03/01/25)
	.833 (5-6)	Fletcher Loyer at Purdue (01/12/25)
Free Throws Made	12	Basheer Jihad vs Arizona St. (03/31/25)
	10	Devin Royal at Ohio St. (03/04/25)
Free Throw Att.	14	Basheer Jihad vs Arizona St. (03/31/25)
	14	Devin Royal at Ohio St. (03/04/25)
FT Pct (min 4 made)	1.000 (9-9)	Wesley Yates III vs Southern California (01/22/25)
	1.000 (6-6)	Derik Queen vs Maryland (02/13/25)
	1.000 (4-4)	Several Times
Rebounds	13	Tre White vs Illinois (01/30/25)
	13	Kasparas Jakucionis vs Illinois (01/30/25)
Assists	14	Braden Smith at Purdue (01/12/25)
	9	Alvaro Cardenas vs Boise St. (04/05/25)
	9	Bruce Thornton at Ohio St. (03/04/25)
Steals	6	Ace Baldwin Jr. at Penn St. (02/19/25)
	4	Eight times
Blocked Shots	4	Julian Reese at Maryland (01/19/25)
	4	Owen Freeman at Iowa (01/07/25)
Turnovers	7	Alston Mason vs Arizona St. (03/31/25)
	7	Steven Ashworth at Creighton (11/22/24)
	7	Trey Miller vs UTRGV (11/04/24)
Fouls	5	Darius Johnson vs UCF (04/06/25)
	5	RJ Keene vs Boise St. (04/05/25)
	5	Caleb Williams vs Georgetown (04/02/25)
	5	Shawn Phillips Jr. vs Arizona St. (03/31/25)
	5	Sean Stewart at Ohio St. (03/04/25)
	5	K.J. Windham at Northwestern (02/16/25)
	5	Sean Stewart vs Ohio St. (02/09/25)
	5	TJ Bamba at Oregon (02/02/25)
	5	Owen Freeman at Iowa (01/07/25)
	5	Kobe Johnson vs UCLA (01/04/25)
	5	Sebastian Mack vs UCLA (01/04/25)
	5	Luke Barrett vs Saint Mary's (CA) (11/17/24)
	5	Augustas Marciulioni vs Saint Mary's (CA) (11/17/24)
	5	Reggie Ward Jr. vs Bethune-Cookman (11/09/24)

2024-25 HUSKER LINEUPS

No.	Starting Lineup	Record
1.	Büyüktuncel, Gary, Meah, Williams, Worster	10-6
2.	Büyüktuncel, Essegian,Gary, Williams, Worster	1-0
3.	Essegian, Gary, Meah, Williams, Worster	1-1
4.	Büyüktuncel, Gary, Meah, Ulis, Williams	0-1
5.	Büyüktuncel, Gary, Hoiberg, Morgan, Williams	3-1
6.	Gary, Hoiberg, Morgan, Williams, Worster	2-2
7.	Büyüktuncel, Gary, Hoiberg, Williams, Worster	1-2
8.	Büyüktuncel, Gary, Hoiberg, Meah, Williams	0-1
9.	Büyüktuncel, Gary, Hoiberg, Jacobsen, Williams	2-0
10.	Gary, Hoiberg, Jacobsen, Morgan, Williams	1-0

2024-25 GAME RECAPS

Nebraska Individual Leaders								
Date	Opponent	Result	Record (BIG)	Attend.	Points	Rebounds	Assists	Steals
11/4	UTRGV	W, 87-67	1-0 (0-0)	14,305	Williams (27)	Worster (9)	Worster (3)	Worster (4)
11/9	Bethune-Cookman	W, 63-58	2-0 (0-0)	15,138	Gary (11)	Gary (9)	Griffiths (3)	Gary (5)
11/13	FDU	W, 86-60	3-0 (0-0)	14,473	Gary (19)	Büyüktuncel (7)	Gary (5)	Hoiberg (3)
11/17	vs. Saint Mary's	L, 74-77	3-1 (0-0)	3,241	Williams (28)	Büyüktuncel, Morgan (5)	Gary, Ulis (2)	Büyüktuncel (3)
11/22	at No. 14 Creighton	W, 74-63	4-1 (0-0)	18,475	Williams, Gary (16)	Büyüktuncel (9)	Morgan (3)	Gary, Büyüktuncel (2)
11/27	South Dakota	W, 96-79	5-1 (0-0)	15,172	Essegian (29)	Worster (8)	Worster (6)	Williams, Hoiberg (3)
12/1	North Florida	W, 103-72	6-1 (0-0)	15,359	Essegian (22)	Morgan (9)	Williams (6)	Hoiberg (2)
12/7	at Michigan State	L, 52-89	6-2 (0-1)	14,797	Morgan (14)	Morgan (7)	Worster, Ulis (3)	Worster, Büyüktuncel (2)
12/13	Indiana	W 85-68	7-2 (1-1)	14,635	Williams (30)	Williams (6)	Williams (5)	Four players (1)
12/22	vs. Murray State	W, 66-49	8-2 (1-1)	5,049	Essegian (15)	Morgan (12)	Williams (2)	Williams, Meah (2)
12/23	at Hawai'i	W, 69-55	9-2 (1-1)	4,611	Williams (32)	Büyüktuncel (9)	Williams, Worster (3)	Büyüktuncel (3)
12/25	vs. Oregon State	W, 78-66	10-2 (1-1)	5,086	Williams (25)	Williams (7)	Williams, Worster (4)	Gary, Williams (2)
12/30	Southern	W, 77-43	11-2 (1-1)	14,885	Essegian (20)	Büyüktuncel (9)	Worster (6)	Gary, Williams, Jacobsen (1)
1/4	No. 15 UCLA	W, 66-58	12-2 (2-1)	15,167	Williams (16)	Büyüktuncel (9)	Essegian (3)	Hoiberg (3)
1/7	at Iowa	L, 87-97 (OT)	12-3 (2-2)	7,812	Williams (28)	Gary (13)	Hoiberg (3)	Five players (2)
1/12	at No. 20 Purdue	L, 68-104	12-4 (2-3)	14,876	Essegian (17)	Williams, Essegian (5)	Williams, Hoiberg (4)	Büyüktuncel (4)
1/16	Rutgers	L, 82-85	12-5 (2-4)	13,999	Williams (21)	Gary, Worster (7)	Worster (5)	Gary (2)
1/19	at Maryland	L, 66-69	12-6 (2-5)	11,069	Morgan (17)	Gary (7)	Ulis (10)	Williams (3)
1/22	USC	L, 73-78	12-7 (2-6)	14,492	Gary (27)	Worster (6)	Worster (6)	Williams, Hoiberg (2)
1/26	at No. 18 Wisconsin	L, 55-83	12-8 (2-7)	15,838	Williams (11)	Gary (9)	Worster (4)	Worster (3)
1/30	No. 18 Illinois	W, 80-74 (OT)	13-8 (3-7)	14,893	Williams (27)	Gary, Williams (8)	Williams, Ulis (4)	Gary (3)
2/2	at No. 16 Oregon	W, 77-71	14-8 (4-7)	7,848	Williams (28)	Büyüktuncel (9)	Williams (6)	Four players (1)
2/5	at Washington	W, 86-72	15-8 (5-7)	6,384	Williams (23)	Büyüktuncel (9)	Williams, Hoiberg (4)	Hoiberg (3)
2/9	Ohio State	W, 79-71	16-8 (6-7)	15,633	Williams (24)	Williams (10)	Williams (4)	Morgan, Gary (1)
2/13	No. 25 Maryland	L, 75-82	16-9 (6-8)	14,785	Gary (22)	Meah, Hoiberg, Worster (4)	Ulis (4)	Morgan, Hoiberg, Worster (1)
2/16	at Northwestern	W, 68-64	17-9 (7-8)	7,039	Williams (21)	Meah (7)	Williams, Worster (4)	Hoiberg, Williams (3)
2/19	at Penn State	L, 72-89	17-10 (7-9)	7,115	Essegian (20)	Griffiths (5)	Williams (5)	Gary (3)
2/24	No. 15 Michigan	L, 46-49	17-11 (7-10)	15,074	Williams (26)	Meah (8)	Ulis (2)	Williams, Essegian (2)
3/1	Minnesota	L, 65-67	17-12 (7-11)	15,749	Williams, Gary (21)	Four players (5)	Hoiberg, Morgan, Williams (2)	Hoiberg, Williams (3)
3/4	at Ohio State	L, 114-116	17-13 (7-12)	10,021	Williams (43)	Gary, Morgan (7)	Büyüktuncel (4)	Morgan (2)
3/9	Iowa	L, 68-83	17-14 (7-13)	15,697	Gary (24)	Gary, Worster, Büyüktuncel (7)	Worster (5)	Williams, Worster, Ulis (1)
3/31	vs. Arizona State	W, 86-78	18-14 (7-13)	2,947	Williams (30)	Hoiberg (7)	Jacobsen (5)	Hoiberg (4)
4/2	vs. Georgetown	W, 81-60	19-14 (7-13)	2,512	Williams (28)	Gary (10)	Jacobsen (4)	Jacobsen (3)
4/5	vs. Boise State	W, 79-69	20-14 (7-13)	2,972	Gary (21)	Gary (9)	Williams (6)	Morgan (2)
4/6	vs. UCF	W, 77-66	21-14 (7-13)	3,314	Essegian, Williams (21)	Gary (8)	Hoiberg (7)	Gary, Hoiberg (2)

THE LAST TIME...

Nebraska...	A Nebraska Opponent...
Scored 100 or more points.....114; at Ohio State, 3/4/25	116; at Ohio State, 3/4/25
Scored 90 or more points.....114; at Ohio State, 3/4/25	116; at Ohio State, 3/4/25
Scored 41 to 50 points.....46; Michigan, 2/24/25	49; Michigan, 2/24/25
Scored 40 or fewer points.....38; at Oregon, 12/15/12	38; Southwest Minnesota State, 12/28/18
Shot 70% from the field.....723; vs. UNC Wilmington 12/5/97 (34-47)	.723; Kansas, 2/2/85 (34-47)
Shot 60% from the field.....612; vs. Indiana, 12/13/24 (30-49)	.607; at Penn State, 2/19/25 (34-56)
Shot 90% from the free throw line (Min 10 attempts).....941; Maryland, 2/13/25 (16-17)	.929; at Penn State, 2/19/24 (13-14)
Made 10, 3-Point Field Goals.....12, vs. Boise State, 4/5/25 (12-38)	11, Iowa, 3/9/25 (11-29)
Had 60 rebounds.....60; vs. Oral Roberts, 12/22/99	70; at NC State, 12/1/21
Had 50 rebounds.....50; South Carolina State, 12/29/23	50; Michigan, 2/24/25
Had 30 assists.....35, vs. Northeastern Illinois, 12/21/94	32; at Purdue, 1/12/25
Had 15 steals.....15, Indiana, 1/3/24	16; at Creighton, 12/11/2020
Had 10 blocked shots.....14; at Northwestern, 1/2/18	11; at NC State, 12/1/21
Had 10 or fewer turnovers.....9; vs. UCF, 4/6/25	4; Iowa, 3/9/25
Had 20 or more turnovers.....20; South Carolina State, 12/29/23	22; Bethune-Cookman, 11/9/24
Had three players with 20 points.....vs. UCF, 4/6/25	at Ohio State, 3/5/24
.....(Essegian-21; Williams-21; Gary-20)	(Thornton-29; Parrish-22; Royal-22; Mobley Jr.-20)
Had three players with 10 rebounds.....vs. Texas Tech, 1/19/00	at Kansas, 1/9/02
.....(Bradford 16, Ffriend 12, Truscott 11)	(Collision 13, Gooden 12, Simien 10)
Had five players reach double-figure points.....at North Florida, 12/1/24	At Ohio State, 3/4/25
.....(Essegian-22, Gary-18; Williams-17; Morgan-13, Ulis-10)	(Thornton-29; Parrish-22; Royal-22; Mobley Jr.-20; Stewart-13)
Had a player score 40 points.....43; Brice Williams at Ohio State, 4/3/25	40; Terrence Shannon Jr., Illinois, 3/16/2024
Had a player score 30 points.....30; Brice Williams vs. Arizona State, 3/31/25	30, Micah Parrish, Ohio State, 2/9/25
Had a player grab 15 rebounds.....18; Juwan Gary at Kansas State, 12/17/2023	16; Julian Reese, Maryland, 1/27/24
Had a player dish out 10 assists.....10; Ahron Ulis at Maryland, 1/19/25	14; Braden Smith, 1/12/25
Had a player collect five steals.....5; Juwan Gary vs. Bethune-Cookman, 11/9/2024	6; Ace Baldwin Jr., at Penn State, 2/19/23
Had a player block five shots.....5; Isaiah Roby vs. Maryland, 2/6/18	7; Zach Edey, Purdue, 12/10/2022
Had a player with a triple double.....13 pt/11 reb/10 asst.; Dalano Banton vs. Doane, 12/17/20	12 pt/11 reb./10 asst.; Trayce Jackson-Davis, Indiana, 12/7/22

SPECIALITY STATS

MISC. REVIEW

Nebraska Record When:	All (W)	All(L)	H(W)	H(L)	A (W)	A (L)	Rebounds are Even	2	0	1	0	1	0
Ahead at Halftime	15	5	8	1	7	4	Committing More TOs than Opp	6	9	3	2	3	7
Behind at Halftime	4	9	1	5	3	4	Committing Fewer TOs than Opp	13	5	6	4	7	1
Tied at Halftime	2	0	1	0	1	0	Turnovers are Even	2	0	1	0	1	0
Bench Outscores Opponent's	17	8	9	4	8	4	Leading with 5:00 left	20	2	10	1	10	1
Opponent Bench Outscores NU	4	6	1	2	3	4	Trailing with 5:00 left	1	12	0	5	1	7
Bench scoring is even	0	0	0	0	0	0	Tied with 5:00 left	0	0	0	0	0	0
Shooting 50% or Better	7	2	3	0	4	2	In Overtime	1	2	1	0	0	2
Shooting Under 50%	14	12	7	6	7	6	Scoring 80 or more points	9	3	6	1	3	2
Opp. Shoots 50% or Better	0	6	0	2	0	4	Scoring 61 to 79 points	12	8	4	4	8	4
Opp. Shoots Under 50%	21	8	10	4	11	4	Scoring 60 or fewer points	0	3	0	1	0	2
Outshooting Opponent (pct.)	19	4	8	1	11	3	Allowing 80 or more points	0	9	0	3	0	6
Outshot by Opponent (pct.)	2	10	2	5	0	5	Allowing 61 to 79 points	14	4	6	2	8	2
Shooting is even	0	0	0	0	0	0	Allowing 60 or fewer points	7	1	4	1	3	0
Outrebounding Opponent	15	5	8	1	7	4							
Outrebounded by Opponent	4	9	1	5	3	4							

MISC. TOTALS

Biggest margin of victory	34, Southern (12/30)	Largest halftime lead surrendered in loss	3, at Iowa (1/7)
Biggest margin of defeat	37, at Michigan State (12/7)	Largest lead at any time	34, Southern (12/30)
Largest deficit overcome in win.....	20, at Northwestern (2/16)	Largest deficit at any time	42, at Michigan State (12/7)
Largest halftime deficit overcome in win	15, at Northwestern (2/16)	Largest runs without opponent scoring	16, vs. Murray State (14:45-8:33, 1st)
Largest lead surrendered in loss.....	15, at Iowa (1/7)	Largest opponent run without NU scoring.....	16, vs. UCF (0:38, 1st - 14:36, 2nd)

SPECIALTY STATS

Opponent	NU-Opp Paint	NU-Opp off TO	NU-Opp 2nd Ch.	NU-Opp Bench	Largest Lead	Largest Deficit	Tip	1st Sub(s)
UTRGV	40-18	26-11	10-15	27-23	20 (0:18, 2nd)	2 (9:30, 1st)	W	Essegian, Morgan
Bethune-Cookman	30-24	21-12	11-8	22-18	16 (13:55, 2nd)	6 (14:54, 1st)	L	Essegian
FDU	40-28	28-7	14-11	29-5	26 (0:06, 2nd)	1 (16:55, 1st)	W	Griffiths
Saint Mary's	28-24	11-21	10-13	18-23	5 (15:05, 2nd)	14 (13:28, 1st)	W	Morgan
at No. 14 Creighton	28-10	22-7	9-3	19-8	18 (2:53, 1st)	-	W	Morgan
South Dakota	38-36	12-18	7-13	51-35	23 (17:35, 2nd)	-	W	Essegian
North Florida	58-22	25-2	9-11	37-15	31 (1:41, 2nd)	3 (19:20, 1st)	W	Morgan
at Michigan State	24-32	14-19	3-17	22-43	-	42 (3:53, 2nd)	L	Morgan
Indiana	36-24	14-14	8-10	28-16	17 (0:30, 2nd)	4 (11:09, 1st)	L	Morgan
vs. Murray State	32-18	7-7	8-8	29-11	12 (18:50, 2nd)	-	W	Essegian, Morgan
at Hawai'i	38-26	14-11	9-9	4-21	14 (0:57, 2nd)	8 (12:22, 1st)	W	Essegian, Morgan, Hoiberg
vs. Oregon State	32-20	4-14	14-4	15-13	12 (0:09, 2nd)	4 (9:39, 1st)	L	Essegian, Morgan
Southern	22-22	9-8	5-12	40-24	34 (0:11, 2nd)	-	W	Essegian
No. 15 UCLA	20-26	17-13	11-2	23-15	13 (7:15, 2nd)	7 (16:30, 1st)	W	Essegian, Morgan
at Iowa	42-22	15-15	12-11	20-15	15 (14:54, 2nd)	11 (0:33, OT)	L	Morgan
at No. 20 Purdue	38-34	11-22	4-14	32-37	1 (18:46, 1st)	37 (1:53, 2nd)	W	Morgan
Rutgers	30-40	8-12	25-19	25-23	9 (13:40, 1st)	5 (2:29, 2nd)	L	Hoiberg, Morgan
at Maryland	32-24	14-13	9-3	34-8	5 (3:20, 1st)	9 (6:47, 2nd)	W	Essegian, Morgan
USC	42-32	6-16	9-9	23-21	6 (8:01, 1st)	6 (4:11 1st)	L	Morgan, Essegian, Worster
at No. 18 Wisconsin	20-26	3-17	10-5	21-27	-	31 (1:18, 2nd)	W	Essegian, Worster
No. 18 Illinois	44-28	17-9	12-15	21-34	10 (2:23, 1st)	-	W	Essegian
at No. 16 Oregon	34-34	12-16	6-7	13-19	15 (4:23, 1st)	2 (19:35, 1st)	L	Meah
at Washington	36-26	9-7	7-7	24-5	16 (0:41, 2nd)	13 (11:57, 1st)	W	Essegian
Ohio State	40-26	8-9	9-7	12-6	11 (0:45, 2nd)	8 (19:08, 2nd)	W	Essegian
No. 25 Maryland	26-42	16-11	9-8	4-0	3 (18:18, 1st)	11 (15:25, 2nd)	L	Essegian
at Northwestern	18-36	17-9	8-18	21-10	4 (0:01, 2nd)	20 (19:15, 2nd)	L	Essegian
at Penn State	36-52	6-16	6-11	25-12	-	26 (12:05, 2nd)	L	Essegian, Ullis
No. 15 Michigan	18-22	10-8	5-4	9-6	4 (18:20, 1st)	6 (4:25, 2nd)	L	Morgan, Hoiberg
Minnesota	36-26	19-9	15-13	16-31	2 (14:40, 1st)	19, 15:43, 2nd)	L	Morgan
at Ohio State	44-38	18-8	26-15	34-10	5 (3:51, 1st OT)	11 (12:52, 1st)	W	Essegian, Morgan
Iowa	30-34	7-7	11-12	14-34	8 (12:03, 1st)	15 (0:48, 2nd)	L	Essegian, Morgan
vs. Arizona State	44-30	24-11	7-10	20-6	12 (1:21, 2nd)	11 (18:34, 2nd)	L	Essegian
vs. Georgetown	34-18	14-7	9-4	25-14	19 (16:17, 2nd)	-	L	Essegian, Ullis, Morgan
vs. Boise State	26-28	7-11	10-6	26-12	15 (4:48, 2nd)	7 (7:57, 1st)	L	Morgan, Essegian
vs. UCF	30-32	13-8	10-15	23-31	12 (10:21, 1st)	14 (14:55, 2nd)	L	Essegian, Meah

CONNOR ESSEGIAN

JUNIOR • GUARD • 6-4 • 190 • FORT WAYNE, IND. • WISCONSIN



2024-25 HONORS

- NU Scholar-Athlete Honor Roll (Fall, 2024)
- Academic All-Big Ten (2025)

- Wisconsin transfer who was one of the best sixth men in the Big Ten in 2024-25, averaging 10.7 points and 2.8 rebounds per game
- Ranked among the Big Ten leaders in 3-pointers (2.2/gm, ninth) & 3-point percentage (.377, 11th) while his 78 3-pointers tied for sixth in NU history
- Posted 17 double-figure games this season, including a team-high 21 points on 8-of-16 shooting the College Basketball Crown title game vs. UCF, as he had nine points in a decisive 13-0 second-half run
- Keyed NU's comeback vs. Arizona State, scoring all 17 of his points in the second half on 7-of-9 shooting vs. Arizona State
- Recorded his fourth 20-point game of the season at Penn State with 20 points and two assists
- Finished with 14 points, four rebounds and two steals in the win over No. 18 Illinois
- Led NU with a 17-point, five-rebound effort at No. 20 Purdue
- Finished with 20 points, including six 3-pointers, against Southern
- Led NU with 22 points on 8-of-10 shooting, including 6-of-8 from 3-point range, and added four boards, two assists and two steals vs. North Florida
- Became only the second player in school history - and the first since 2002 - to have 6-or-more 3-pointers in consecutive games (USD, UNF)
- Poured in a career-high 29 points, including six 3-pointers, and dished out a personal-best five assists in the win over South Dakota
- Keyed the win over No. 14 Creighton with 15 points off the bench, including six points in a second-half run after Crieghton got within seven
- Represented Armenia in the 2024 Los Angeles International Cup, the second straight summer he played for Armenia
- Averaged 13.0 points and 5.5 rebounds per game as Armenia won the LA International Cup Title, including 20 points vs. Ireland in title game
- Played in 33 games at UW in 2023-24, averaging 3.2 points per game, as the Badgers went 22-14 & reached the NCAA Tournament.
- Named to Big Ten All-Freshman team in 2022-23, as he played in all 35 games and averaged 11.7 points and 3.7 rebounds per game
- Set a Wisconsin school record for a freshman with 69 3-pointers while he was 10th in the Big Ten in 3-pointers per game and shot nearly 36 percent from beyond the arc
- Totaled 2,526 points at Central Noble High School to finish 10th all-time in the state of Indiana in scoring
- Led Central Noble to the state title game as a senior and was a finalist for Mr. Basketball, averaging 26.5 points, 6.4 rebounds and 2.3 assists per game
- Majors in journalism with a emphasis on digital media
- His grandfather's cousin was Chuck Essegian, who played baseball and football at Stanford before playing in the Major Leagues

CAREER STATS

			Field Goals		3-Point		F-Throws		Rebounds								Scoring					
SEASON	TEAM	GP-GS	MIN	AVG	FG-FGA	FG%	3FG-3FGA	3FG%	FT-FTA	FT%	OFF	DEF	TOT	AVG	PF-FO	A	TO	BLK	STL	PTS	AVG	
2022-23	Wisc	35-19	959/27.4		133-329	.404	69-192		.359	76-86	.884	24	107	131	3.7	60-0	26	36	1	19	411	11.7
2023-24	Wisc	33-0	242/7.3		37-96	.385	20-66		.303	10-11	.909	2	25	27	0.8	24-0	8	12	0	4	104	3.2
2024-25	Nebr	35-3	786/22.4		125-308	.406	78-207		.377	48-60	.800	8	90	98	2.8	36-0	38	33	3	17	376	10.7
TOTAL FOR Nebr		35-3	786/22.4		125-308	.406	78-207		.377	48-60	.800	8	90	98	2.8	36-0	38	33	3	17	376	10.7
TOTAL		103-22	1986	19.3	295-733	.402	167-465		.359	134-157	.854	34	222	256	2.5	120-0	72	81	4	40	891	8.7

MISC. STATS

Category	2024-25	Career*
10+ Points	17	42
20+ Points	5	7
30+ Points	0	0
40+ Points	0	0
Double-Doubles	0	1
10+ Rebounds	0	1
10+ Assists	0	0
Led NU in Scoring	7	7
Led NU in Reb.	2	2
Led NU in Assists	1	1

*Includes Wisconsin

SEASON/CAREER HIGHS

Points	
Season:	29, South Dakota (11/27/24)
College Career:	Same
Rebounds	
Season:	6, Southern (12/30/24)
College Career:	11, at Indiana (1/14/23)
Field Goals	
Season:	10, South Dakota (11/27/24)
College Career:	10, Two times (last, 11/27/24)
3-Point Field Goals	
Season:	6, Three times (last, 12/30/24)
College Career:	Same
Free Throws	
Season:	6, at Creighton (11/22/24)
College Career:	10, at Michigan (2/14/23)
Free Throw Attempts	
Season:	9, at Creighton (11/22/24)
College Career:	9, Three times (last, 11/22/24)
Assists	
Season:	5, South Dakota (11/27/24)
College Career:	Same
Steals	
Season:	2, Six times (last, 2/24/25)
College Career:	2, Seven times (last, 2/24/25)
Blocks	
Season:	1, Three Times (last, 3/9/25)
College Career:	1, Four Times (last, 3/9/25)
Minutes Played	
Season:	32:38, at Ohio State (3/4/25)
College Career:	39:15, at Nebraska (2/11/23)

2024-25 GAME BY GAME

Opponent	Date	GS	MIN	Total		3-Pointers		Free throws		Rebounds				PF				PTS	AVG	
				FG-FGA	PCT	3FG-3FGA	PCT	FT-FTA	PCT	OFF	DEF	TOT	AVG	A	TO	BLK	STL			
UTRGV	11/04/2024		23:16	4-5	.800	3-4	.750	2-2	1.000	0	4	4	4.0	1	2	2	0	1	13	13.0
Bethune-Cookman	11/09/2024		14:11	2-6	.333	0-3	.000	4-4	1.000	1	1	2	3.0	1	0	1	0	0	8	10.5
FDU	11/13/2024	*	16:31	2-9	.222	2-7	.286	2-2	1.000	0	2	2	2.7	3	0	1	0	0	8	9.7
vs Saint Mary's (CA)	11/17/2024		21:02	2-6	.333	2-6	.333	2-2	1.000	0	3	3	2.8	0	0	1	0	0	8	9.3
at Creighton	11/22/2024		21:20	4-6	.667	1-2	.500	6-9	.667	0	2	2	2.6	0	0	0	0	0	15	10.4
South Dakota	11/27/2024		32:36	10-22	.455	6-15	.400	3-3	1.000	0	2	2	2.5	2	5	1	0	0	29	13.5
North Florida	12/01/2024	*	21:12	8-10	.800	6-8	.750	0-0	.000	0	4	4	2.7	2	2	1	0	2	22	14.7
at Michigan St.	12/07/2024	*	19:37	0-2	.000	0-2	.000	1-2	.500	0	1	1	2.5	1	0	0	0	0	1	13.0
Indiana	12/13/2024		27:42	4-7	.571	2-3	.667	3-4	.750	0	3	3	2.6	1	0	1	0	0	13	13.0
vs Murray St.	12/22/2024		32:05	5-13	.385	5-10	.500	0-0	.000	0	2	2	2.5	0	0	3	0	0	15	13.2
at Hawaii	12/23/2024		20:48	1-4	.250	0-1	.000	0-0	.000	1	1	2	2.5	0	0	0	0	0	2	12.2
vs Oregon St.	12/25/2024		24:59	2-8	.250	2-6	.333	1-2	.500	0	2	2	2.4	1	0	0	0	0	7	11.8
Southern U.	12/30/2024		26:45	6-13	.462	6-12	.500	2-2	1.000	0	6	6	2.7	4	0	3	0	0	20	12.4
UCLA	01/04/2025		20:41	0-6	.000	0-6	.000	2-2	1.000	0	3	3	2.7	0	3	1	0	2	2	11.6
at Iowa	01/07/2025		24:59	2-7	.286	2-6	.333	0-0	.000	1	3	4	2.8	3	2	0	0	2	6	11.3
at Purdue	01/12/2025		21:46	6-13	.462	3-10	.300	2-3	.667	0	5	5	2.9	0	3	2	0	1	17	11.6
Rutgers	01/16/2025		23:38	4-11	.364	4-7	.571	0-0	.000	0	2	2	2.9	1	1	0	0	0	12	11.6
at Maryland	01/19/2025		12:55	2-4	.500	2-4	.500	0-0	.000	0	1	1	2.8	0	0	2	0	0	6	11.3
Southern California	01/22/2025		25:10	5-8	.625	3-6	.500	2-2	1.000	1	0	1	2.7	1	0	1	0	0	15	11.5
at Wisconsin	01/26/2025		23:19	3-10	.300	2-7	.286	0-0	.000	0	2	2	2.7	1	2	2	1	0	8	11.4
Illinois	01/30/2025		28:04	5-14	.357	2-6	.333	2-2	1.000	0	4	4	2.7	1	2	1	1	2	14	11.5
at Oregon	02/02/2025		11:12	0-3	.000	0-2	.000	2-2	1.000	0	1	1	2.6	2	1	0	0	1	2	11.0
at Washington	02/05/2025		20:41	5-9	.556	4-5	.800	2-2	1.000	0	1	1	2.6	0	1	0	0	0	16	11.3
Ohio St.	02/09/2025		25:18	2-6	.333	1-4	.250	0-1	.000	0	4	4	2.6	0	0	0	0	0	5	11.0
Maryland	02/13/2025		08:35	0-6	.000	0-4	.000	0-0	.000	2	0	2	2.6	0	1	0	0	0	0	10.6
at Northwestern	02/16/2025		23:18	3-7	.429	2-5	.400	0-0	.000	0	4	4	2.7	0	2	1	0	1	8	10.5
at Penn St.	02/19/2025		26:51	8-15	.533	4-9	.444	0-0	.000	0	3	3	2.7	0	2	0	0	0	20	10.8
Michigan	02/24/2025		16:21	1-5	.200	0-4	.000	0-0	.000	0	2	2	2.6	1	0	0	0	2	2	10.5
Minnesota	03/01/2025		28:44	4-11	.364	3-7	.429	0-0	.000	0	5	5	2.7	1	0	0	0	0	11	10.5
at Ohio St.	03/04/2025		32:38	5-13	.385	3-7	.429	3-3	1.000	0	4	4	2.8	2	3	3	0	0	16	10.7
Iowa	03/09/2025		24:46	0-11	.000	0-8	.000	2-2	1.000	1	3	4	2.8	0	1	1	1	0	2	10.4
vs Arizona St.	03/31/2025		23:29	7-9	.778	2-4	.500	1-2	.500	0	4	4	2.8	2	0	1	0	1	17	10.6
vs Georgetown	04/02/2025		14:09	3-8	.375	1-6	.167	0-0	.000	0	1	1	2.8	1	1	2	0	1	7	10.5
vs Boise St.	04/05/2025		19:41	2-5	.400	1-3	.333	3-4	.750	0	2	2	2.8	2	2	1	0	0	8	10.4
vs UCF	04/06/2025		27:22	8-16	.500	4-8	.500	1-3	.333	1	3	4	2.8	2	2	1	0	1	21	10.7
Totals		3	785:38	125-308	.406	78-207	.377	48-60	.800	8	90	98	2.8	36	38	33	3	17	376	10.7

Player Averages

Games Played	Minutes/game	Points/game	FG Pct	3FG Pct	FT Pct	Rebounds/game	Assists/game	Turnovers/game	Assist/Turnover ratio	Steals/game	Blocks/game
35	22.4	10.7	40.6	37.7	80.0	2.8	1.1	0.9	1.2	0.5	0.1



2024-25 HONORS

- NU Scholar-Athlete Honor Roll (Fall, 2024)
- Academic All-Big Ten (2025)
- Bus Whitehead Endowed Scholarship

MISC. STATS

Category	2024-25	Career
10+ Points	2	5
20+ Points	0	0
30+ Points	0	0
40+ Points	0	0
Double-Doubles	0	0
10+ Rebounds	0	0
10+ Assists	0	0
Led NU in Scoring	0	1
Led NU in Reb.	2	6
Led NU in Assists	3	7

SEASON/CAREER HIGHS

Points		
Season:	12	Iowa (3/9/25)
College Career:	15	Two times (1/28/23)
Rebounds		
Season:	7	vs. Arizona State (3/31/25)
College Career:	7	Two times (last, 3/31/25)
Field Goals		
Season:	4	South Dakota (11/27/24)
College Career:	6	at Maryland (1/28/23)
3-Point Field Goals		
Season:	2	Five Times (last, 4/5/25)
College Career:	3	at Maryland (1/28/23)
Free Throws		
Season:	4	Two Times (last, 3/9/25)
College Career:	5	Two times (last, 2/28/23)
Free Throw Attempts		
Season:	5	Iowa (3/9/25)
College Career:	6	Two times (last, 2/24/25)
Assists		
Season:	7	UCF (4/6/25)
College Career:	Same	
Steals		
Season:	4	Two times (last, 3/31/25)
College Career:	4	Three times (last, 3/31/25)
Blocks		
Season:	1	Five times (last, 4/6/25)
College Career:	1	Eight times (last, 2/24/25)
Minutes Played		
Season:	37:00	at Oregon (2/2/25)
College Career:	37:01	at Maryland (2/19/23)

SAM HOIBERG

JUNIOR • GUARD • 6-0 • 185 • LINCOLN, NEB. • PIUS X

- Junior guard who averaged 3.9 points, 2.4 rebounds, 1.9 assists and a team-high 1.4 steals per game, as he finished 11th in the B1G in steals
- Dished out a career-high seven assists without a turnover and added two steals and three boards in the College Basketball Crown title game vs. UCF
- Finished with 10 points on 3-of-6 shooting against Boise State, his second double-figure effort in the last four games
- Tied career highs in rebounds (seven) and steals (four) while adding seven points and four assists vs. Arizona State
- Totaled a season-high 12 points, including a pair of 3-pointers, against Iowa
- Had six points on a pair of 3-pointers, four rebounds and a blocked shot vs. No. 15 Michigan
- Totaled seven points, four assists, three steals and three boards in NU's win at Washington
- Made his first start of the year at No. 18 Wisconsin, finishing with six points, three assists and two boards in a season-high 29:35
- Had eight points on 3-of-3 shooting, including a pair of 3-pointers, and an assist in 16 minutes at Maryland
- Finished with seven points, four assists and two steals in the loss at No. 20 Purdue
- Played one of his best games of the year against No. 15 UCLA with seven points, three rebounds, two assists and three steals
- Dished out a career high five assists and had four rebounds in the win over Southern
- Totaled five points, three rebounds and two assists in 25 minutes vs. Oregon State
- Finished with seven points, three rebounds and a career-high four steals in 15 minutes against North Florida
- Scored nine points on 4-of-6 shooting with three steals in 24 minutes against South Dakota
- Played in all 34 games in 2023-24, averaging 3.4 points, 2.9 rebounds and 1.7 assists per game while posting a 2.5-to-1 assist-to-turnover ratio
- Tied his career scoring high against Lindenwood in the 2023-24 season opener, matching his career high with 15 points
- Played in 21 contests in 2022-23 and was one of NU's top guards off the bench as he averaged 4.1 points per game on 55 percent shooting
- Poured in a career-high 15 points on 6-of-8 shooting in 26 minutes at Maryland on Jan. 27, 2023
- Garnered honorable-mention all-state honors as a senior, averaging 14.9 points, 4.2 rebounds and 3.8 assists at Lincoln Pius X High School in 2020-21, helping the school to an 18-4 record and a berth in the Class A (largest class) state tournament
- Sports communications major who was an academic all-district selection in 2024
- Is the son of NU Head Coach Fred Hoiberg, who played collegiately at Iowa State and in the NBA for a decade, while his oldest brother, Jack, played at both Michigan State (2017-21) and Texas Arlington (2021-22) and works in the San Antonio Spurs organization in the video department

CAREER STATS

		Field Goals				3-Point		F-Throws		Rebounds				Scoring						
SEASON	TEAM	GP-GS	MIN/AVG	FG-FGA	FG%	3FG-3FGA	3FG%	FT-FTA	FT%	OFF	DEF	TOT	AVG	PF-FO	A	TO	BLK	STL	PTS	AVG
2022-23	Nebr	21-1	267/12.7	27-49	.551	9-22	.409	23-28	.821	8	30	38	1.8	19-0	7	8	1	13	86	4.1
2023-24	Nebr	34-0	669/19.7	37-98	.378	15-49	.306	26-38	.684	19	79	98	2.9	67-0	59	24	3	31	115	3.4
2024-25	Nebr	35-15	816/23.3	46-106	.434	20-56	.357	24-28	.857	11	68	79	2.3	70-3	65	34	5	48	136	3.9
TOTAL		90-16	1752/19.5	110-253	.435	44-127	.346	73-94	.777	38	177	215	2.4	156-3	131	66	9	92	337	3.7

2024-25 GAME BY GAME

Opponent	Date	GS	MIN	Total		3-Pointers		Free throws		Rebounds				PF	A	TO	BLK	STL	PTS	AVG	
				FG-FGA	PCT	3FG-3FGA	PCT	FT-FTA	PCT	OFF	DEF	TOT	AVG								
UTRGV	11/04/2024		12:23	0-1	.000	0-0	.000	0-0	.000	0	0	0	0.0	1	0	1	0	0	0	0.0	
Bethune-Cookman	11/09/2024		18:24	0-5	.000	0-3	.000	0-1	.000	0	2	2	1.0	1	1	0	0	3	0	0.0	
FDU	11/13/2024		23:20	1-4	.250	0-0	.000	0-0	.000	2	3	5	2.3	0	3	1	0	3	2	0.7	
vs Saint Mary's (CA)	11/17/2024		16:06	0-0	.000	0-0	.000	0-0	.000	1	1	2	2.3	0	0	1	0	1	0	0.5	
at Creighton	11/22/2024		14:53	0-1	.000	0-0	.000	0-0	.000	0	2	2	2.2	3	0	0	1	0	0	0.4	
South Dakota	11/27/2024		23:47	4-6	.667	1-2	.500	0-0	.000	0	2	2	2.2	1	1	2	0	3	9	1.8	
North Florida	12/01/2024		15:32	3-3	1.000	1-1	1.000	0-0	.000	0	3	3	2.3	0	1	0	0	4	7	2.6	
at Michigan St.	12/07/2024		10:20	0-1	.000	0-1	.000	2-2	1.000	0	2	2	2.3	3	0	0	0	0	2	2.5	
Indiana	12/13/2024		15:03	0-0	.000	0-0	.000	2-2	1.000	0	1	1	2.1	0	2	1	0	1	2	2.4	
vs Murray St.	12/22/2024		22:35	1-3	.333	0-1	.000	0-0	.000	0	1	1	2.0	0	1	1	0	1	2	2.4	
at Hawaii	12/23/2024		20:35	1-2	.500	0-1	.000	0-0	.000	0	0	0	1.8	1	1	1	0	1	2	2.4	
vs Oregon St.	12/25/2024		25:08	1-1	1.000	1-1	1.000	2-2	1.000	1	2	3	1.9	2	2	1	0	1	5	2.6	
Southern U.	12/30/2024		17:29	1-2	.500	0-1	.000	0-0	.000	0	4	4	2.1	3	5	1	0	0	2	2.5	
UCLA	01/04/2025		22:21	2-3	.667	1-2	.500	2-2	1.000	0	3	3	2.1	2	2	0	0	3	7	2.9	
at Iowa	01/07/2025		25:19	2-2	1.000	1-1	1.000	1-2	.500	0	5	5	2.3	5	3	4	0	1	6	3.1	
at Purdue	01/12/2025		23:00	3-3	1.000	1-1	1.000	0-0	.000	1	0	1	2.3	2	4	1	0	2	7	3.3	
Rutgers	01/16/2025		16:49	0-1	.000	0-0	.000	0-0	.000	1	0	1	2.2	2	3	1	0	1	0	3.1	
at Maryland	01/19/2025		16:21	3-3	1.000	2-2	1.000	0-0	.000	0	1	1	2.1	3	1	0	0	0	8	3.4	
Southern California	01/22/2025		14:29	1-3	.333	0-1	.000	0-0	.000	0	1	1	2.1	4	0	0	0	2	2	3.3	
at Wisconsin	01/26/2025	*	29:35	2-3	.667	2-3	.667	0-0	.000	0	2	2	2.1	1	3	1	0	0	6	3.5	
Illinois	01/30/2025	*	35:14	1-3	.333	1-1	1.000	0-0	.000	1	2	3	2.1	4	0	0	0	1	3	3.4	
at Oregon	02/02/2025	*	37:00	1-5	.200	0-4	.000	0-0	.000	0	2	2	2.1	2	1	2	0	0	2	3.4	
at Washington	02/05/2025	*	33:05	2-4	.500	0-0	.000	3-3	1.000	0	3	3	2.1	1	4	0	1	3	7	3.5	
Ohio St.	02/09/2025	*	30:24	0-2	.000	0-1	.000	4-4	1.000	1	1	2	2.1	2	3	1	0	0	4	3.5	
Maryland	02/13/2025	*	30:21	2-5	.400	1-3	.333	0-0	.000	0	4	4	2.2	2	1	1	1	1	5	3.6	
at Northwestern	02/16/2025	*	25:09	0-1	.000	0-1	.000	0-0	.000	0	2	2	2.2	3	3	1	0	3	0	3.5	
at Penn St.	02/19/2025	*	13:09	0-1	.000	0-1	.000	0-0	.000	0	0	0	2.1	1	1	4	0	1	0	3.3	
Michigan	02/24/2025		20:26	2-2	1.000	2-2	1.000	0-0	.000	0	4	4	2.2	3	0	0	1	0	6	3.4	
Minnesota	03/01/2025	*	31:07	2-3	.667	0-1	.000	0-0	.000	0	2	2	2.2	1	2	1	0	3	4	3.4	
at Ohio St.	03/04/2025	*	24:43	2-5	.400	1-3	.333	0-0	.000	0	3	3	2.2	5	1	1	0	1	5	3.5	
Iowa	03/09/2025	*	31:04	3-9	.333	2-7	.286	4-5	.800	0	1	1	2.2	5	1	0	0	0	12	3.8	
vs Arizona St.	03/31/2025	*	34:05	2-4	.500	1-2	.500	2-2	1.000	1	6	7	2.3	4	4	3	0	4	7	3.9	
vs Georgetown	04/02/2025	*	25:00	1-6	.167	0-4	.000	0-0	.000	0	1	1	2.3	2	3	1	0	1	2	3.8	
vs Boise St.	04/05/2025	*	25:33	3-6	.500	2-4	.500	2-3	.667	0	1	1	2.2	0	1	2	0	1	10	4.0	
vs UCF	04/06/2025	*	35:44	0-3	.000	0-1	.000	0-0	.000	2	1	3	2.3	1	7	0	1	2	0	3.9	
Totals			15	815:32	46-106	.434	20-56	.357	24-28	.857	11	68	79	2.3	70	65	34	5	48	136	3.9

Player Averages

Games Played	Minutes/ game	Points/ game	FG Pct	3FG Pct	FT Pct	Rebounds/ game	Assists/ game	Turnovers/ game	Assist/Turnover ratio	Steals/ game	Blocks/ game
35	23.3	3.9	43.4	35.7	85.7	2.3	1.9	1.0	1.9	1.4	0.1



2024-25 HONORS

MISC. STATS

Category	2024-25	Career*
10+ Points	1	8
20+ Points	0	0
30+ Points	0	0
40+ Points	0	0
Double-Doubles	0	0
10+ Rebounds	0	0
10+ Assists	1	1
Led NU in Scoring	0	0
Led NU in Reb.	0	0
Led NU in Assists	6	6

*-Includes Iowa

SEASON/CAREER HIGHS

Points	
Season:	10, North Florida (12/1/24)
College Career:	17, at Michigan State (1/26/23)
Rebounds	
Season:	5, Two Times (last, 4/5/25)
College Career:	7, Iowa State (12/8/22)
Field Goals	
Season:	4, Two times (last, 12/1/24)
College Career:	8, at Michigan State (1/26/23)
3-Point Field Goals	
Season:	2, vs. Boise State (4/5/25)
College Career:	2, Five times (last, 4/5/25)
Free Throws	
Season:	3, Bethune-Cookman (11/9/24)
College Career:	7, Two times (last, 1/31/22)
Free Throw Attempts	
Season:	4, Bethune-Cookman (11/9/24)
College Career:	8, Two times (last, 1/31/22)
Assists	
Season:	10, at Maryland (1/19/25)
College Career:	Same
Steals	
Season:	2, Two Times (last, 1/19/25)
College Career:	3, Illinois (12/6/21)
Blocks	
Season:	None
College Career:	1, Five times (last, 2/12/23)
Minutes Played	
Season:	27:27, at Maryland (1/19/25)
College Career:	35:46, Iowa State (12/8/22)

AHRON ULIS

SENIOR • GUARD • 6-3 • 190 • CHICAGO, ILL. • IOWA

- Shared point guard duties and averaged 2.4 points, 1.3 rebounds and 1.5 assists per game while posting a 3.0-to-1 assist-to-turnover ratio
- Was outstanding off the bench against Boise State, finishing with eight points, a season-high five rebounds and two assists in 19 minutes
- Had six points and two assists in 14 minutes in the win over Georgetown
- Finished with four points and two rebounds in six minutes in the double-overtime loss at Ohio State
- Had four assists and a steal in 21 minutes at Penn State
- Dished out four assists in 13 minutes off the bench against No. 25 Maryland
- Played a key role off the bench against No. 18 Illinois with two points and four assists in 11 minutes off the bench.
- Dished out a career-high 10 assists - the most by a Husker since March 1, 2022 - along with three points, four boards and two steals at Maryland
- Finished with six points on 3-of-4 shooting at No. 20 Purdue
- Had three points, two assists and two rebounds in 17 minutes in the win over Indiana
- Tied for the team high with three assists in 14 minutes at Michigan State
- Reached double figures for the first time as a Husker against North Florida with 10 points, three assists and two steals
- Made a significant impact in NU's win over FDU with eight points, three assists and three boards in 20 minutes off the bench
- Sat out the 2023-24 season after spending three seasons at Iowa, helping the Hawkeyes to three-straight NCAA Tournaments
- Started 27 games in 2022-23, averaging 6.1 points, 2.1 assists and 1.6 rebounds per game
- Had a career-high 17 points on 8-of-10 shooting at Michigan State, which was one of five double-figure efforts that season
- Ulis was a two-time East Suburban Catholic Conference (ESCC) Player of the Year and was named to the AP All-State Class 4A First Team as a senior at Marian Catholic
- Averaged 20.3 points, 4.1 rebounds and 2.8 assists per game as a senior and totaled over 1,500 career points to rank second on the school's all-time scoring list
- Led Marian Catholic to its first third-place finish at the Illinois 3A state championship, as well as sectional and super-sectional championships in 2019
- His older brother (Tyler) was a consensus All-American at Kentucky in 2016 and the No. 34 overall pick by the Phoenix Suns in the 2016 NBA Draft

CAREER STATS

				Field Goals		3-Point		F-Throws		Rebounds								Scoring		
SEASON	TEAM	GP-GS	MIN/AVG	FG-FGA	FG%	3FG-3FGA	3FG%	FT-FTA	FT%	OFF	DEF	TOT	AVG	PF-FO	A	TO	BLK	STL	PTS	AVG
2020-21	Iowa	17-0	120/7.0	5-15	.333	0-3	.000	18-20	.900	6	9	15	0.9	8-0	20	6	1	1	28	1.6
2021-22	Iowa	35-0	486/13.9	34-100	.340	4-12	.333	38-48	.792	19	50	69	2.0	41-0	73	32	0	19	110	3.1
2022-23	Iowa	32-27	722/22.6	72-182	.396	22-69	.319	29-41	.707	6	44	50	1.6	42-0	67	35	4	17	195	6.1
2024-25	Nebr	31-1	346/11.2	30-83	.361	6-26	.231	9-20	.450	13	28	41	1.3	32-0	48	16	0	15	75	2.4
TOTAL FOR Nebr		31-1	346/11.2	30-83	.361	6-26	.231	9-20	.450	13	28	41	1.3	32-0	48	16	0	15	75	2.4
TOTAL		115-28	1674/14.6	141-380	.371	32-110	.291	94-129	.729	44	131	175	1.5	123-0	208	89	5	52	408	3.5

2024-25 GAME BY GAME

				Total		3-Pointers		Free throws		Rebounds											
Opponent	Date	GS	MIN	FG-FGA	PCT	3FG-3FGA	PCT	FT-FTA	PCT	OFF	DEF	TOT	AVG	PF	A	TO	BLK	STL	PTS	AVG	
UTRGV	11/04/2024		10:35	0-1	.000	0-1	.000	0-0	.000	1	1	2	2.0	1	2	0	0	1	0	0.0	
Bethune-Cookman	11/09/2024		16:41	1-5	.200	0-3	.000	3-4	.750	3	2	5	3.5	2	1	0	0	0	5	2.5	
FDU	11/13/2024		19:38	4-5	.800	0-1	.000	0-1	.000	0	3	3	3.3	3	3	1	0	1	8	4.3	
vs Saint Mary's (CA)	11/17/2024		14:17	0-5	.000	0-1	.000	0-0	.000	1	2	3	3.3	2	2	1	0	0	0	3.3	
at Creighton	11/22/2024		11:08	1-3	.333	0-1	.000	0-1	.000	0	0	0	2.6	1	0	1	0	1	2	3.0	
South Dakota	11/27/2024		11:24	1-4	.250	1-2	.500	0-1	.000	1	1	2	2.5	0	1	2	0	1	3	3.0	
North Florida	12/01/2024		22:01	4-7	.571	1-2	.500	1-2	.500	0	1	1	2.3	1	3	0	0	2	10	4.0	
at Michigan St.	12/07/2024		13:49	0-3	.000	0-2	.000	0-0	.000	0	1	1	2.1	3	3	0	0	0	0	3.5	
Indiana	12/13/2024		16:41	1-4	.250	1-2	.500	0-2	.000	0	2	2	2.1	1	2	1	0	1	3	3.4	
UCLA	01/04/2025		09:19	1-1	1.000	0-0	.000	0-0	.000	0	0	0	1.9	1	1	0	0	0	2	3.3	
at Iowa	01/07/2025		07:23	0-0	.000	0-0	.000	0-0	.000	0	0	0	1.7	0	1	1	0	0	0	3.0	
at Purdue	01/12/2025		15:25	3-4	.750	0-1	.000	0-0	.000	0	0	0	1.6	1	0	1	0	0	6	3.3	
Rutgers	01/16/2025		06:23	1-2	.500	0-0	.000	0-1	.000	2	0	2	1.6	1	0	0	0	1	2	3.2	
at Maryland	01/19/2025		27:27	1-6	.167	0-1	.000	1-2	.500	0	4	4	1.8	1	10	1	0	2	3	3.1	
Southern California	01/22/2025	*	14:21	0-1	.000	0-0	.000	0-0	.000	0	3	3	1.9	1	0	2	0	0	0	2.9	
at Wisconsin	01/26/2025		06:28	1-3	.333	1-3	.333	0-0	.000	0	0	0	1.8	0	0	0	0	0	3	2.9	
Illinois	01/30/2025		11:16	1-2	.500	0-0	.000	0-0	.000	0	1	1	1.7	2	4	0	0	1	2	2.9	
at Oregon	02/02/2025		03:09	0-0	.000	0-0	.000	0-0	.000	0	0	0	1.6	1	0	1	0	1	0	2.7	
at Washington	02/05/2025		00:30	0-0	.000	0-0	.000	0-0	.000	0	0	0	1.5	0	0	0	0	0	0	2.6	
Ohio St.	02/09/2025		01:50	0-1	.000	0-0	.000	0-0	.000	0	0	0	1.5	0	0	0	0	0	0	2.5	
Maryland	02/13/2025		13:53	1-2	.500	0-0	.000	0-0	.000	0	1	1	1.4	0	4	0	0	0	2	2.4	
at Northwestern	02/16/2025		03:02	0-0	.000	0-0	.000	0-0	.000	0	0	0	1.4	2	0	1	0	0	0	2.3	
at Penn St.	02/19/2025		21:39	0-2	.000	0-0	.000	0-1	.000	0	0	0	1.3	2	4	0	0	1	0	2.2	
Michigan	02/24/2025		03:49	0-1	.000	0-0	.000	0-0	.000	0	1	1	1.3	0	2	0	0	0	0	2.1	
Minnesota	03/01/2025		01:50	0-0	.000	0-0	.000	0-0	.000	0	0	0	1.2	0	0	0	0	0	0	2.0	
at Ohio St.	03/04/2025		06:19	1-1	1.000	0-0	.000	2-3	.667	2	0	2	1.3	3	0	0	0	0	4	2.1	
Iowa	03/09/2025		07:11	2-4	.500	0-0	.000	0-0	.000	0	0	0	1.2	0	0	1	0	1	4	2.2	
vs Arizona St.	03/31/2025		07:29	0-2	.000	0-2	.000	0-0	.000	0	1	1	1.2	0	0	0	0	0	0	2.1	
vs Georgetown	04/02/2025		13:53	3-4	.750	0-1	.000	0-0	.000	0	1	1	1.2	2	2	2	0	1	6	2.2	
vs Boise St.	04/05/2025		19:02	2-7	.286	2-3	.667	2-2	1.000	3	2	5	1.3	1	2	0	0	0	8	2.4	
vs UCF	04/06/2025		08:18	1-3	.333	0-0	.000	0-0	.000	0	1	1	1.3	0	1	0	0	0	2	2.4	
Totals		1	346:10	30-83	.361	6-26	.231	9-20	.450	13	28	41	1.3	32	48	16	0	15	75	2.4	

Player Averages

Games Played	Minutes/game	Points/game	FG Pct	3FG Pct	FT Pct	Rebounds/game	Assists/game	Turnovers/game	Assist/Turnover ratio	Steals/game	Blocks/game
31	11.2	2.4	36.1	23.1	45.0	1.3	1.5	0.5	3.0	0.5	0.0



2024-25 HONORS

- First-Team All-Big Ten (Coaches & Media, AP)
- First-Team All-Central District (NABC)
- Diamond Head Classic MVP
- Diamond Head Classic All-Tournament Team
- College Basketball Crown All-Tournament Team
- 3x USBWA National Player of the Week (12/16/24; 12/30/24; 2/4/25)
- AP Player of the Week (2/4/25)
- Lute Olson National Player of the Week (12/30/24)
- NCAA.com Player of the Week (12/30/24)
- 2x Big Ten Player of the Week (12/16/24, 2/4/25)

MISC. STATS

Category	2024-25	Career*
10+ Points	32	96
20+ Points	20	36
30+ Points	4	7
40+ Points	1	1
Double-Doubles	1	6
10+ Rebounds	0	6
10+ Assists	0	0
Led NU in Scoring	21	27
Led NU in Reb.	6	14
Led NU in Assists	12	24

*-Includes Charlotte

SEASON/CAREER HIGHS

Points	
Season:	43, at Ohio State (3/4/25)
College Career:	Same
Rebounds	
Season:	10, Ohio State (2/9/25)
College Career:	13, Rice (2/25/23)
Field Goals	
Season:	16, at Ohio State (3/4/25)
College Career:	Same
3-Point Field Goals	
Season:	5, Two times (last, 4/3/25)
College Career:	Same
Free Throws	
Season:	11, Two times (last, 1/4/25)
College Career:	11, Three times (last, 1/4/25)
Free Throw Attempts	
Season:	13, vs. Arizona State (3/31/25)
College Career:	14, Louisiana Tech (12/31/22)
Assists	
Season:	6, Three times (last, 4/5/25)
College Career:	9, Purdue (1/9/24)
Steals	
Season:	3, Four Times (last, 2/16/25)
College Career:	4, Indiana (1/3/24)
Blocks	
Season:	1, 10 times (last, 3/31/25)
College Career:	3, Two times (last, 3/20/23)
Minutes Played	
Season:	48:49, at Ohio State (3/4/25)
College Career:	Same

BRICE WILLIAMS

SENIOR • GUARD • 6-7 • 214 • HUNTERSVILLE, N.C. • CHARLOTTE

- First-team All-Big Ten wing who averaged 20.4 points, 4.1 rebounds and 2.9 assists per game, finishing 13th nationally in scoring
- Totaled 20 games with at least 20-point games in 2024-25, including four games with at least 30 points, as his 20 games with 20+ points was one off the school record
- Finished with a school-record 713 points, breaking the previous mark of 708 by James Palmer Jr. in 2018-19, and finished in the top-10 of single-season lists in scoring average (20.4, seventh), field goals made (228, fourth), free throws made (189, second), free throws attempted (214, fifth) and free throw percentage (.883, fourth)
- Is one of four players in school history to score 1,000 points at Nebraska in two seasons as his 1,168 points is 22nd in school history
- Named to the College Basketball Crown All-Tournament Team, averaging 23.3 ppg, 4.0 rpg and 3.5 apg
- Finished his career with a game-high 21 points, four rebounds and three assists in the College Basketball Crown title game
- Totaled 28 points, three rebounds and three assists vs. Georgetown and had 30 points, four rebounds and two assists against Arizona State
- Three-time National Player of the Week who led the Big Ten in scoring in conference play at 20.4 ppg while ranking among B1G leaders in free throws made, free throws attempted and free throw percentage
- Set a school record with 43 points at Ohio State, setting career bests in points, field goals (16), 3-pointers (five) and minutes (48:49), the highest scoring game in the Big Ten in 2024-25
- Led Nebraska with 26 points, including 18 in the first half, in the loss to No. 15 Michigan
- Finished with 21 points, four assists and three steals in the comeback win at Northwestern
- Collected his first double-double of the season against Ohio State with 24 points, 10 rebounds and four assists in a 79-71 win
- Finished with 23 points, including four 3-pointers, and four assists in the win at Washington
- Led NU to a win at No. 16 Oregon with a game-high 28 points, seven rebounds and six assists in a 77-71 win
- Scored eight of his game-high 27 points in overtime in the win over No. 18 Illinois while adding eight rebounds and four assists
- Led NU with 28 points, including a buzzer-beating 3-pointer to send the game to OT, and four rebounds at Iowa
- Named MVP of the Diamond Head Classic, as he had 25 points, seven rebounds, four assists and two steals vs. Oregon State
- Matched his then-career high in points (32) and added three assists in the win at Hawai'i, finished with 21 second-half points
- Posted his first 30-point game as a Husker, going 10-of-15 from the field and adding six rebounds and five boards in the win over Indiana

CAREER STATS

		Field Goals				3-Point		F-Throws		Rebounds				Scoring						
SEASON	TEAM	GP-GS	MIN/AVG	FG-FGA	FG%	3FG-3FGA	3FG%	FT-FTA	FT%	OFF	DEF	TOT	AVG	PF-FO	A	TO	BLK	STL	PTS	AVG
2019-20	CLT	27-0	244/9.0	23-62	.371	9-30	.300	8-12	.667	5	35	40	1.5	18-0	4	11	7	6	63	2.3
2020-21	CLT	25-14	738/29.5	86-182	.473	31-72	.431	40-57	.702	20	79	99	4.0	54-0	25	27	11	19	243	9.7
2022-23	CLT	36-13	976/27.1	170-355	.479	58-146	.397	97-115	.843	28	162	190	5.3	48-1	43	46	13	20	495	13.8
2023-24	Nebr	34-34	1011/29.7	143-322	.444	50-129	.388	119-141	.844	30	156	186	5.5	87-3	84	61	21	37	455	13.4
2024-25	Nebr	35-35	1192/34.1	228-484	.471	68-184	.370	189-214	.883	19	123	142	4.1	63-0	100	83	10	38	713	20.4
TOTAL FOR Nebr		69-69	2203/31.9	371-806	.460	118-313	.377	308-355	.868	49	279	328	4.8	150-3	184	144	31	75	1168	16.9
TOTAL		157-96	4162/26.5	650-1405	.463	216-561	.385	453-539	.840	102	555	657	4.2	270-4	256	228	62	120	1969	12.5

2024-25 GAME BY GAME

Opponent	Date	GS	MIN	Total		3-Pointers		Free throws		Rebounds				PF	A	TO	BLK	STL	PTS	AVG
				FG-FGA	PCT	3FG-3FGA	PCT	FT-FTA	PCT	OFF	DEF	TOT	AVG							
UTRGV	11/04/2024	*	27:47	8-18	.444	1-6	.167	10-11	.909	1	4	5	5.0	0	0	2	0	0	27	27.0
Bethune-Cookman	11/09/2024	*	25:54	2-6	.333	2-4	.500	4-5	.800	1	2	3	4.0	3	2	6	0	1	10	18.5
FDU	11/13/2024	*	26:09	2-9	.222	0-2	.000	6-7	.857	3	3	6	4.7	2	1	0	1	1	10	15.7
vs Saint Mary's (CA)	11/17/2024	*	26:43	8-12	.667	1-2	.500	11-11	1.000	0	3	3	4.3	4	1	2	1	0	28	18.8
at Creighton	11/22/2024	*	31:25	4-12	.333	0-1	.000	8-8	1.000	0	2	2	3.8	1	0	1	0	1	16	18.2
South Dakota	11/27/2024	*	27:14	7-11	.636	4-6	.667	3-4	.750	0	0	0	3.2	4	4	2	0	3	21	18.7
North Florida	12/01/2024	*	31:01	6-11	.545	2-5	.400	3-3	1.000	0	1	1	2.9	1	6	1	0	0	17	18.4
at Michigan St.	12/07/2024	*	33:36	3-7	.429	1-3	.333	4-4	1.000	0	0	0	2.5	1	0	2	0	1	11	17.5
Indiana	12/13/2024	*	34:25	10-15	.667	2-3	.667	8-11	.727	0	6	6	2.9	1	5	2	0	1	30	18.9
vs Murray St.	12/22/2024	*	29:31	4-10	.400	1-3	.333	0-0	.000	0	2	2	2.8	2	2	2	1	2	9	17.9
at Hawaii	12/23/2024	*	33:33	10-18	.556	4-5	.800	8-8	1.000	0	2	2	2.7	1	3	2	0	2	32	19.2
vs Oregon St.	12/25/2024	*	32:29	9-13	.692	1-4	.250	6-6	1.000	0	7	7	3.1	1	4	3	0	2	25	19.7
Southern U.	12/30/2024	*	29:45	3-5	.600	1-3	.333	4-5	.800	1	6	7	3.4	2	4	5	0	1	11	19.0
UCLA	01/04/2025	*	33:24	2-12	.167	1-5	.200	11-12	.917	0	6	6	3.6	1	2	3	0	1	16	18.8
at Iowa	01/07/2025	*	38:31	10-20	.500	4-9	.444	4-4	1.000	0	4	4	3.6	3	2	3	0	2	28	19.4
at Purdue	01/12/2025	*	29:03	2-8	.250	0-2	.000	5-5	1.000	1	4	5	3.7	0	4	4	0	1	9	18.8
Rutgers	01/16/2025	*	35:22	8-15	.533	3-7	.429	2-2	1.000	1	3	4	3.7	1	3	2	1	0	21	18.9
at Maryland	01/19/2025	*	32:46	6-14	.429	0-3	.000	2-2	1.000	1	3	4	3.7	2	3	2	1	3	14	18.6
Southern California	01/22/2025	*	33:26	5-12	.417	2-8	.250	5-5	1.000	0	4	4	3.7	2	2	3	0	2	17	18.5
at Wisconsin	01/26/2025	*	27:55	4-12	.333	2-5	.400	1-2	.500	1	2	3	3.7	2	2	4	1	0	11	18.2
Illinois	01/30/2025	*	41:09	10-26	.385	0-2	.000	7-10	.700	1	7	8	3.9	3	4	1	1	1	27	18.6
at Oregon	02/02/2025	*	37:26	10-18	.556	2-8	.250	6-7	.857	0	7	7	4.0	1	6	3	0	0	28	19.0
at Washington	02/05/2025	*	38:49	7-14	.500	4-7	.571	5-5	1.000	1	1	2	4.0	1	4	0	1	0	23	19.2
Ohio St.	02/09/2025	*	38:31	9-16	.563	1-6	.167	5-5	1.000	1	9	10	4.2	0	4	2	0	0	24	19.4
Maryland	02/13/2025	*	38:34	5-13	.385	3-9	.333	7-7	1.000	1	1	2	4.1	2	3	2	0	0	20	19.4
at Northwestern	02/16/2025	*	38:44	6-14	.429	1-5	.200	8-10	.800	0	4	4	4.1	1	4	4	0	3	21	19.5
at Penn St.	02/19/2025	*	32:54	6-11	.545	2-5	.400	3-3	1.000	1	1	2	4.0	3	5	2	0	1	17	19.4
Michigan	02/24/2025	*	36:11	9-21	.429	4-9	.444	4-4	1.000	1	3	4	4.0	1	0	1	0	2	26	19.6
Minnesota	03/01/2025	*	38:15	8-18	.444	1-6	.167	4-5	.800	0	3	3	4.0	1	2	1	0	3	21	19.7
at Ohio St.	03/04/2025	*	48:49	16-29	.552	5-9	.556	6-7	.857	1	5	6	4.1	4	2	5	0	0	43	20.4
Iowa	03/09/2025	*	38:05	3-12	.250	0-3	.000	1-2	.500	1	3	4	4.1	2	2	1	1	1	7	20.0
vs Arizona St.	03/31/2025	*	39:09	8-16	.500	4-10	.400	10-13	.769	0	4	4	4.1	1	2	3	1	1	30	20.3
vs Georgetown	04/02/2025	*	36:40	8-14	.571	5-9	.556	7-7	1.000	1	2	3	4.0	2	3	4	0	1	28	20.5
vs Boise St.	04/05/2025	*	37:44	4-8	.500	1-2	.500	5-6	.833	0	5	5	4.1	3	6	1	0	0	14	20.4
vs UCF	04/06/2025	*	31:21	6-14	.429	3-8	.375	6-8	.750	0	4	4	4.1	4	3	2	0	1	21	20.4
Totals		35	1192:20	228-484	.471	68-184	.370	189-214	.883	19	123	142	4.1	63	100	83	10	38	713	20.4

Player Averages

Games Played	Minutes/game	Points/game	FG Pct	3FG Pct	FT Pct	Rebounds/game	Assists/game	Turnovers/game	Assist/Turnover ratio	Steals/game	Blocks/game
35	34.1	20.4	47.1	37.0	88.3	4.1	2.9	2.4	1.2	1.1	0.3



2024-25 HONORS

- College Basketball Crown King of the Crown
- College Basketball Crown All-Tournament Team

MISC. STATS

Category	2024-25	Career*
10+ Points	25	61
20+ Points	10	13
30+ Points	0	0
40+ Points	0	0
Double-Doubles	2	10
10+ Rebounds	2	12
10+ Assists	0	0
Led NU in Scoring	8	15
Led NU in Reb.	12	22
Led NU in Assists	2	2

*Includes Alabama

SEASON/CAREER HIGHS

Points	
Season:	27, USC (1/22/25)
College Career:	Same
Rebounds	
Season:	13, at Iowa (1/7/25)
College Career:	18, at Kansas State (12/17/23)
Field Goals	
Season:	11, USC (1/22/25)
College Career:	Same
3-Point Field Goals	
Season:	4, Boise State (4/5/25)
College Career:	4, Two times (last, 4/5/25)
Free Throws	
Season:	10, at Oregon (2/5/25)
College Career:	Same
Free Throw Attempts	
Season:	12, at Oregon (2/5/25)
College Career:	Same
Assists	
Season:	5, FDU (11/13/24)
College Career:	Same
Steals	
Season:	5, Bethune-Cookman (11/9/24)
College Career:	Same
Blocks	
Season:	3, Boise State (4/5/25)
College Career:	4, South Carolina State (12/29/23)
Minutes Played	
Season:	47:45, at Ohio State (3/4/25)
College Career:	Same

JUWAN GARY

SENIOR • GUARD/FORWARD • 6-6 • 226 • COLUMBIA, S.C. • ALABAMA

- Three-year starter who averaged a career-best 14.6 points, 5.1 rebounds and 1.2 steals per game
- Played his best basketball over NU's final seven games, averaging 20.7 ppg on 55 percent shooting and 7.3 rpg dating back to March 1
- Was named King of the Crown in the College Basketball Crown, as he averaged 19.0 ppg on 52 percent shooting, 8.0 rpg and 1.5 apg
- Closed his college career with 20 points and eight boards vs. UCF, scoring nine of his 20 points in an 11-0 run that cut a 14-point deficit to 49-46
- Posted his ninth 20-point game of the year with 21 points - including a career-best 4-of-4 from 3 - nine boards and three blocks vs. Boise State
- Picked up his second double-double of the year against Georgetown with 17 points and 10 rebounds
- Had his third straight 20-point game with 24 points and seven rebounds in 27 minutes before fouling out vs. Iowa
- Totaled 24 points on 9-of-12 shooting, seven rebounds, three assists and two blocks at Ohio State
- Scored 13 of his 17 points in the second half at Northwestern, including 7-of-7 from the foul line, in NU's comeback
- Led Nebraska with 22 points, including three 3-pointers, against No. 25 Maryland
- Totaled 19 points and five rebounds in the win over Ohio State
- Finished with 23 points, including 10-of-12 from the foul line, and five rebounds in the win over No. 16 Oregon
- Finished with a career high 27 points on 11-of-19 shooting along with three rebounds vs. USC
- Recorded his second 20-point game against Rutgers with 21 points, seven rebounds and two steals in 34 minutes
- Collected his first double-double of the season at Iowa with 13 points and 13 rebounds, including eight offensive boards
- Scored a then-season-high 21-point effort at Hawai'i, going 8-of-10 from the field, including 3-of-4 from 3-point range
- Sparked NU's effort against No. 14 Creighton with 16 points, seven rebounds and a pair of steals while limiting Creighton to 32 percent shooting
- Led NU with 19 points and a career-high five assists in the win over FDU, including a 7-of-8 effort from the foul line
- Nearly posted a double-double with 11 points, nine rebounds and a career-high five steals in the win over Bethune-Cookman
- Started 20 games in 2023-24 and averaged 11.6 points and 6.1 rebounds per game while leading NU in steals and blocks per game
- Starting forward who played in 17 games before suffering a season-ending left shoulder injury on Jan. 10, 2023
- Played in 29 games at Alabama in 2021-22, averaging 6.5 points per game on 51 percent shooting and 3.4 rebounds per game
- Helped Alabama to an SEC title and an NCAA Sweet 16 berth in 2020-21, playing in 30 games, including two starts, as Alabama went 26-7

CAREER STATS

				Field Goals		3-Point		F-Throws		Rebounds											Scoring	
SEASON	TEAM	GP-GS	MIN/AVG	FG-FGA	FG%	3FG-3FGA	3FG%	FT-FTA	FT%	OFF	DEF	TOT	AVG	PF-FO	A	TO	BLK	STL	PTS	AVG		
2020-21	UA	30-2	284/9.5	48-89	.539	1-9	.111	18-34	.529	40	45	85	2.8	40-1	5	13	12	14	115	3.8		
2021-22	UA	29-16	450/15.5	73-142	.514	9-41	.220	33-54	.611	49	50	99	3.4	61-1	9	18	16	17	188	6.5		
2022-23	Nebr	17-17	502/29.6	64-147	.435	15-57	.263	18-29	.621	35	75	110	6.5	32-0	14	15	9	24	161	9.5		
2023-24	Nebr	28-20	757/27.0	122-245	.498	26-85	.306	55-81	.679	62	108	170	6.1	61-2	35	20	21	31	325	11.6		
2024-25	Nebr	35-35	1069/30.5	176-389	.452	42-124	.339	116-145	.800	65	115	180	5.1	74-1	31	39	23	41	510	14.6		
TOTAL FOR Nebr		80-72	2329/29.1	362-781	.464	83-266	.312	189-255	.741	162	298	460	5.8	167-3	80	74	53	96	996	12.5		
TOTAL		139-90	3062/22.0	483-1012	.477	93-316	.294	240-343	.700	251	393	644	4.6	268-5	94	105	81	127	1299	9.3		

2024-25 GAME BY GAME

Opponent	Date	GS	MIN	Total		3-Pointers		Free throws		Rebounds				PF	A	TO	BLK	STL	PTS	AVG	
				FG-FGA	PCT	3FG-3FGA	PCT	FT-FTA	PCT	OFF	DEF	TOT	AVG								
UTRGV	11/04/2024	*	25:22	2-8	.250	1-4	.250	4-4	1.000	2	2	4	4.0	2	0	2	0	1	9	9.0	
Bethune-Cookman	11/09/2024	*	31:19	4-10	.400	0-1	.000	3-4	.750	2	7	9	6.5	0	1	1	0	5	11	10.0	
FDU	11/13/2024	*	29:37	5-9	.556	2-5	.400	7-8	.875	0	2	2	5.0	0	5	1	2	2	19	13.0	
vs Saint Mary's (CA)	11/17/2024	*	26:58	1-5	.200	0-2	.000	1-2	.500	2	2	4	4.8	3	2	2	0	2	3	10.5	
at Creighton	11/22/2024	*	33:43	6-13	.462	2-5	.400	2-2	1.000	2	5	7	5.2	3	1	0	0	2	16	11.6	
South Dakota	11/27/2024	*	02:22	0-1	.000	0-1	.000	0-0	.000	0	1	1	4.5	0	0	0	0	0	0	9.7	
North Florida	12/01/2024	*	23:14	7-12	.583	1-4	.250	3-4	.750	1	4	5	4.6	1	0	0	2	0	18	10.9	
at Michigan St.	12/07/2024	*	28:46	4-11	.364	1-5	.200	0-2	.000	0	3	3	4.4	1	0	3	0	0	9	10.6	
Indiana	12/13/2024	*	31:50	5-10	.500	2-4	.500	2-3	.667	1	4	5	4.4	4	1	2	0	0	14	11.0	
vs Murray St.	12/22/2024	*	22:45	2-8	.250	0-0	.000	5-5	1.000	0	3	3	4.3	4	1	0	1	0	9	10.8	
at Hawaii	12/23/2024	*	31:01	8-10	.800	3-4	.750	2-2	1.000	1	3	4	4.3	4	0	3	2	1	21	11.7	
vs Oregon St.	12/25/2024	*	26:24	3-8	.375	1-4	.250	7-10	.700	1	0	1	4.0	2	0	1	0	2	14	11.9	
Southern U.	12/30/2024	*	22:51	3-8	.375	1-4	.250	2-4	.500	0	2	2	3.8	3	3	0	0	1	9	11.7	
UCLA	01/04/2025	*	28:04	3-7	.429	3-5	.600	1-2	.500	1	3	4	3.9	2	0	1	1	2	10	11.6	
at Iowa	01/07/2025	*	36:17	5-21	.238	0-3	.000	3-4	.750	8	5	13	4.5	4	1	2	1	2	13	11.7	
at Purdue	01/12/2025	*	28:48	4-10	.400	0-5	.000	2-2	1.000	1	0	1	4.3	2	0	2	0	0	10	11.6	
Rutgers	01/16/2025	*	33:54	6-13	.462	2-6	.333	6-8	.750	2	5	7	4.4	1	1	0	0	2	20	12.1	
at Maryland	01/19/2025	*	34:58	3-9	.333	0-2	.000	0-0	.000	2	5	7	4.6	2	0	2	1	1	6	11.7	
Southern California	01/22/2025	*	34:36	11-19	.579	0-5	.000	5-6	.833	1	2	3	4.5	0	0	2	1	0	27	12.5	
at Wisconsin	01/26/2025	*	28:41	2-12	.167	1-5	.200	0-0	.000	3	6	9	4.7	2	0	1	0	0	5	12.2	
Illinois	01/30/2025	*	40:45	5-10	.500	0-0	.000	3-4	.750	3	5	8	4.9	3	0	1	2	3	13	12.2	
at Oregon	02/02/2025	*	34:34	6-10	.600	1-3	.333	10-12	.833	3	2	5	4.9	2	0	1	0	0	23	12.7	
at Washington	02/05/2025	*	24:50	6-10	.600	2-4	.500	3-4	.750	1	6	7	5.0	3	1	1	1	0	17	12.9	
Ohio St.	02/09/2025	*	25:15	7-12	.583	1-3	.333	4-6	.667	2	3	5	5.0	4	1	0	1	1	19	13.1	
Maryland	02/13/2025	*	38:02	8-19	.421	3-6	.500	3-4	.750	1	1	2	4.8	2	0	2	0	0	22	13.5	
at Northwestern	02/16/2025	*	32:49	4-7	.571	2-3	.667	7-7	1.000	1	0	1	4.7	3	0	3	1	2	17	13.6	
at Penn St.	02/19/2025	*	29:58	1-7	.143	0-1	.000	4-4	1.000	1	0	1	4.6	1	3	1	0	3	6	13.3	
Michigan	02/24/2025	*	29:25	2-13	.154	0-5	.000	1-2	.500	3	3	6	4.6	1	0	2	1	5	13.0		
Minnesota	03/01/2025	*	37:43	8-14	.571	0-0	.000	5-6	.833	5	0	5	4.6	1	0	1	0	1	21	13.3	
at Ohio St.	03/04/2025	*	47:45	9-12	.750	3-6	.500	3-4	.750	4	3	7	4.7	1	3	1	2	1	24	13.7	
Iowa	03/09/2025	*	27:34	7-15	.467	2-5	.400	8-9	.889	4	3	7	4.8	5	1	0	0	0	24	14.0	
vs Arizona St.	03/31/2025	*	33:18	8-16	.500	0-2	.000	2-2	1.000	0	5	5	4.8	2	3	1	0	2	18	14.1	
vs Georgetown	04/02/2025	*	33:57	6-13	.462	3-5	.600	2-3	.667	2	8	10	4.9	1	2	0	0	2	17	14.2	
vs Boise St.	04/05/2025	*	38:20	7-12	.583	4-4	1.000	3-3	1.000	3	6	9	5.1	1	0	0	3	0	21	14.4	
vs UCF	04/06/2025	*	33:06	8-15	.533	1-3	.333	3-3	1.000	2	6	8	5.1	2	0	2	0	2	20	14.6	
Totals			35	1068:52	176-389	.452	42-124	.339	116-145	.800	65	115	180	5.1	74	31	39	23	41	510	14.6

Player Averages

Games Played	Minutes/game	Points/game	FG Pct	3FG Pct	FT Pct	Rebounds/game	Assists/game	Turnovers/game	Assist/Turnover ratio	Steals/game	Blocks/game
35	30.5	14.6	45.2	33.9	80.0	5.1	0.9	1.1	0.8	1.2	0.7



BRADEN FRAGER

FRESHMAN • FORWARD • 6-7 • 220 • LINCOLN, NEB. • SOUTHWEST HIGH SCHOOL

- True freshman who redshirted in 2024-25
- Was a three-year performer at Lincoln Southwest High School before reclassifying to the class of 2024
- Three-star recruit by On3, 247Sports and Rivals, Frager was ranked among the top-200 players in the country before he reclassified
- Two-time honorable-mention all-state performer by the Lincoln Journal Star who averaged 18.3 ppg, 7.0 rpg, 1.2 apg and 1.2 spg in 2023-24
- Totaled 20+ points in six of his final eight games, including a school-record 39-point performance at Kearney
- Played for the ETG Midwest AAU program for Coach Ryan Reeder, averaging 15.0 ppg during his final season of AAU basketball
- Selected Nebraska over Creighton and Iowa State

2024-25 HONORS

- NU Scholar-Athlete Honor Roll (Fall, 2024)

CAREER STATS

MISC. STATS

Category	2024-25	Career*
10+ Points	0	0
20+ Points	0	0
30+ Points	0	0
40+ Points	0	0
Double-Doubles	0	0
10+ Rebounds	0	0
10+ Assists	0	0
Led NU in Scoring	0	0
Led NU in Reb.	0	0
Led NU in Assists	0	0

2024-25 GAME BY GAME

SEASON/CAREER HIGHS

Points
Season:
College Career:

Rebounds
Season:
College Career:

Field Goals
Season:
College Career:

3-Point Field Goals
Season:
College Career:

Free Throws
Season:
College Career:

Free Throw Attempts
Season:
College Career:

Assists
Season:
College Career:

Steals
Season:
College Career:

Blocks
Season:
College Career:

Minutes Played
Season:
College Career:



JEFFREY GRACE III

JUNIOR • GUARD • 6-3 • 200 • ELMHURST, ILL. • ARIZONA STATE

- A three-year letterwinner who walked on to the program after beginning his career at Arizona State
- Appeared in 11 games in 2024-25, totaling seven points, three rebounds and a steal in 11 minutes
- Had a basket in nearly two minutes of action at No. 18 Wisconsin
- Had a steal in 1:18 of action at No. 20 Purdue
- Had a basket and a rebound in two minutes vs. North Florida
- Grabbed a rebound in limited time against South Dakota
- Made his 2024-25 debut against FDU, hitting a 3-point play and grabbing an offensive board in 1:40 of action
- Played in 16 games in 2023-24, including all three of NU's postseason games, and had six points and three rebounds in 23 minutes
- Played in 11 games as a redshirt freshman, totaling four points and three rebounds
- Was an Academic All-Big Ten pick and Big Ten Distinguished Scholar in 2023-24 (3.70 GPA for the year)
- Was one of 20 Husker student-athletes across sports to attend No Filter Life Skills trip to Ecuador in August of 2024
- A two-time West Suburban Conference selection at York (Ill.) High School, averaging 11.0 ppg, 5.0 rpg and 3.0 apg during his senior season
- Played his AAU basketball with Breakaway Basketball, where he was a club teammate of Sam Hoiberg for several years

2024-25 HONORS

- NU Scholar-Athlete Honor Roll (Fall, 2024)
- Academic All-Big Ten (2025)

MISC. STATS

Category	2024-25	Career
10+ Points	0	0
20+ Points	0	0
30+ Points	0	0
40+ Points	0	0
Double-Doubles	0	0
10+ Rebounds	0	0
10+ Assists	0	0
Led NU in Scoring	0	0
Led NU in Reb.	0	0
Led NU in Assists	0	0

SEASON/CAREER HIGHS

Points		
Season:	3, FDU (11/13/24)	
College Career:	Same	
Rebounds		
Season:	1, Four times (last, 12/1/24)	
College Career:	1, 10 times (last, 1/26/24)	
Field Goals		
Season:	1, Three times (last, 1/26/25)	
College Career:	1, Six times (last, 1/26/25)	
3-Point Field Goals		
Season:		
College Career:	None	
Free Throws		
Season:	1, FDU (11/13/24)	
College Career:	2, Two times (last, 12/29/23)	
Free Throw Attempts		
Season:	1, Two Times (last, 1/26/25)	
College Career:	2, Four times (last, 3/10/24)	
Assists		
Season:		
College Career:	1, Three times (last, 11/6/23)	
Steals		
Season:	1, at Purdue (1/12/25)	
College Career:	1, Two times (last, 1/12/25)	
Blocks		
Season:		
College Career:	None	
Minutes Played		
Season:	2:03, North Florida (12/1/24)	
College Career:	4:00, Lindenwood (11/6/23)	

CAREER STATS

			Field Goals		3-Point		F-Throws		Rebounds								Scoring			
SEASON	TEAM	GP-GS	MIN/AVG	FG-FGA	FG%	3FG-3FGA	3FG%	FT-FTA	FT%	OFF	DEF	TOT	AVG	PF-FO	A	TO	BLK	STL	PTS	AVG
2022-23	Nebr	11-0	12/1.1	1-2	.500	0-1	.000	2-4	.500	2	1	3	0.3	0-0	1	2	0	1	4	0.4
2023-24	Nebr	16-0	23/1.4	2-4	.500	0-1	.000	2-5	.400	2	1	3	0.2	2-0	2	1	0	0	6	0.4
2024-25	Nebr	11-0	11/1.0	3-5	.600	0-0	.000	1-2	.500	2	1	3	0.3	1-0	0	0	0	1	7	0.6
TOTAL		38-0	46/1.2	6-11	.545	0-2	.000	5-11	.455	6	3	9	0.2	3-0	3	3	0	2	17	0.4

2024-25 GAME BY GAME

Opponent	Date	GS	MIN	Total		3-Pointers		Free throws		Rebounds			PF		A	TO	BLK	STL	PTS	AVG
				FG-FGA	PCT	3FG-3FGA	PCT	FT-FTA	PCT	OFF	DEF	TOT	AVG							
FDU	11/13/2024		01:40	1-2	.500	0-0	.000	1-1	1.000	1	0	1	1.0	0	0	0	0	0	3	3.0
South Dakota	11/27/2024		00:56	0-0	.000	0-0	.000	0-0	.000	1	0	1	1.0	0	0	0	0	0	0	1.5
North Florida	12/01/2024		02:03	1-2	.500	0-0	.000	0-0	.000	0	1	1	1.0	0	0	0	0	0	2	1.7
vs Oregon St.	12/25/2024		00:09	0-0	.000	0-0	.000	0-0	.000	0	0	0	0.8	0	0	0	0	0	0	1.3
Southern U.	12/30/2024		02:00	0-0	.000	0-0	.000	0-0	.000	0	0	0	0.6	0	0	0	0	0	0	1.0
at Iowa	01/07/2025		00:12	0-0	.000	0-0	.000	0-0	.000	0	0	0	0.5	1	0	0	0	0	0	0.8
at Purdue	01/12/2025		01:18	0-0	.000	0-0	.000	0-0	.000	0	0	0	0.4	0	0	0	0	1	0	0.7
Rutgers	01/16/2025		00:10	0-0	.000	0-0	.000	0-0	.000	0	0	0	0.4	0	0	0	0	0	0	0.6
at Wisconsin	01/26/2025		01:53	1-1	1.000	0-0	.000	0-1	.000	0	0	0	0.3	0	0	0	0	0	2	0.8
at Ohio St.	03/04/2025		00:02	0-0	.000	0-0	.000	0-0	.000	0	0	0	0.3	0	0	0	0	0	0	0.7
Iowa	03/09/2025		00:48	0-0	.000	0-0	.000	0-0	.000	0	0	0	0.3	0	0	0	0	0	0	0.6
Totals		0	11:12	3-5	.600	0-0	.000	1-2	.500	2	1	3	0.3	1	0	0	0	1	7	0.6

Player Averages

Games Played	Minutes/ game	Points/ game	FG Pct	3FG Pct	FT Pct	Rebounds/ game	Assists/ game	Turnovers/ game	Assist/Turnover ratio	Steals/ game	Blocks/ game
11	1.0	0.6	60.0	0.0	50.0	0.3	0.0	0.0	0.0	0.1	0.0



2024-25 HONORS

- Diamond Head Classic All-Tournament Team
- NU Scholar-Athlete Honor Roll (Fall, 2024)
- Academic All-Big Ten (2025)

MISC. STATS

Category	2024-25	Career*
10+ Points	5	7
20+ Points	0	0
30+ Points	0	0
40+ Points	0	0
Double-Doubles	0	0
10+ Rebounds	0	0
10+ Assists	0	0
Led NU in Scoring	0	0
Led NU in Reb.	9	9
Led NU in Assists	1	1

SEASON/CAREER HIGHS

Points	
Season:	16, vs. Oregon State (12/25/24)
College Career:	Same
Rebounds	
Season:	9, Seven times (last, 2/5/25)
College Career:	Same
Field Goals	
Season:	6, vs. Oregon State (12/25/24)
College Career:	Same
3-Point Field Goals	
Season:	3, Two times (last, 2/9/25)
College Career:	Same
Free Throws	
Season:	5, vs. Saint Mary's (11/17/24)
College Career:	5, Two times (last, 11/17/24)
Free Throw Attempts	
Season:	6, vs. Saint Mary's (11/17/24)
College Career:	9, Chaminade (11/21/23)
Assists	
Season:	4, at Ohio State (3/4/25)
College Career:	Same
Steals	
Season:	4, at Purdue (1/12/24)
College Career:	Same
Blocks	
Season:	3, vs. Saint Mary's (11/17/24)
College Career:	Same
Minutes Played	
Season:	31:12, Ohio State (2/9/25)
College Career:	32:21, Washington (1/14/24)

BERKE BÜYÜKTÜNEL

SOPHOMORE • FORWARD • 6-10 • 240 • BURSA, TÜRKİYE • UCLA

- UCLA transfer who can play a number of spots in the frontcourt and averaged 6.0 points, 5.5 rebounds and 1.4 assists per game in 31 games
- Grabbed six rebounds in 19 minutes in the win over Georgetown
- Totalled eight points, a team-high seven rebounds and three assists in 25 minutes of work at Iowa, his highest output since Feb. 9
- Reached double figures for the first time since Dec. 25 with 15 points, including 3-of-6 from 3-point range, five boards and three assists vs. Ohio St.
- Totalled seven points and tied a career high with nine rebounds in the win at Washington
- Matched his career high with nine rebounds and had three points and two assists in the win over No. 16 Oregon
- Had eight points, including 2-of-2 from 3-point range and four rebounds before fouling out at Maryland
- Finished with eight points, including a pair of 3-pointers, three rebounds and a career-high four steals at No. 20 Purdue
- Matched his career high with nine rebounds in the win over No. 15 UCLA
- Earned a spot on the Diamond Head Classic All-Tournament team with a career-high 16 points on 6-of-8 shooting, including 3-of-4 from 3-point range, vs. Oregon State
- Matched career highs in both rebounds (nine) and steals (three) in 28 minutes against Hawai'i
- Finished with six points and a season-high nine rebounds in the win over Murray State
- Nearly recorded a double-double at No. 14 Creighton with 12 points and nine boards, along with two assists and two steals in NU's 74-63 win
- Recorded a career-high 15 points on 5-of-7 shooting from the field while adding personal bests in blocks (three) and steals (three) vs. Saint Mary's
- Was the first Husker to have at least 15 points, three blocks and three steals in a game since Aleks Maric in 2007
- Played in 26 games, including eight starts, at UCLA in 2023-24, averaging 4.9 ppg and 2.7 rpg with two double-figure games
- Rated the No. 36 player in the class of 2023 by 24/7 Sports, while he was rated by ESPN.com as the No. 2 international player to enter college basketball in 2023-24
- Made his Turkish senior national team debut at age 18 at the 2023 World Cup qualifier and has played at several levels for the national program
- Played for Türkiye at the U20 European Championships, averaging 12.0 points and a team-high 7.7 rebounds while shooting 51 percent from the field and 54 percent from 3-point range
- Led Türkiye to a third-place finish at the FIBA U19 World Cup, including an 84-70 win over the United States in the third-place game and was named to the "All-Star Five" at the event, as he averaged 11.4 points, 8.3 rebounds and 3.7 assists per game in seven games

CAREER STATS

SEASON	TEAM	GP-GS	MIN/AVG	Field Goals		3-Point		F-Throws		Rebounds				Scoring			
				FG-FGA	FG%	3FG-3FGA	3FG%	FT-FTA	FT%	OFF	DEF	TOT	AVG	PF-FO	A	TO	BLK
2023-24	UCLA	26-8	425/16.3	40-104	.385	11-37	.297	27-43	.628	24	41	65	2.5	58-1	11	22	9
2024-25	Nebr	31-28	703/22.7	69-172	.401	23-83	.277	26-40	.650	43	126	169	5.5	74-2	43	38	20
TOTAL FOR Nebr		31-28	703/22.7	69-172	.401	23-83	.277	26-40	.650	43	126	169	5.5	74-2	43	38	20
TOTAL		57-36	1128/19.8	109-276	.395	34-120	.283	53-83	.639	67	167	234	4.1	132-3	54	60	29

2024-25 GAME BY GAME

Opponent	Date	GS	MIN	Total		3-Pointers		Free throws		Rebounds				PF	A	TO	BLK	STL	PTS	AVG	
				FG-FGA	PCT	3FG-3FGA	PCT	FT-FTA	PCT	OFF	DEF	TOT	AVG								
UTRGV	11/04/2024	*	26:35	3-4	.750	0-0	.000	0-0	.000	1	5	6	6.0	3	2	1	0	2	6	6.0	
Bethune-Cookman	11/09/2024	*	25:31	2-6	.333	0-3	.000	2-2	1.000	2	5	7	6.5	0	0	1	2	0	6	6.0	
FDU	11/13/2024	*	25:16	4-6	.667	1-3	.333	3-4	.750	3	4	7	6.7	3	3	1	1	0	12	8.0	
vs Saint Mary's (CA)	11/17/2024	*	26:17	5-7	.714	0-1	.000	5-6	.833	3	2	5	6.3	3	1	0	3	3	15	9.8	
at Creighton	11/22/2024	*	22:26	4-7	.571	1-3	.333	3-4	.750	1	8	9	6.8	4	2	2	0	2	12	10.2	
South Dakota	11/27/2024	*	12:29	2-3	.667	0-1	.000	2-2	1.000	3	3	6	6.7	0	3	3	0	1	6	9.5	
at Michigan St.	12/07/2024	*	13:45	1-4	.250	1-2	.500	0-0	.000	1	0	1	5.9	3	0	2	0	2	3	8.6	
Indiana	12/13/2024	*	20:04	2-3	.667	1-1	1.000	0-0	.000	0	5	5	5.8	3	3	2	0	0	5	8.1	
vs Murray St.	12/22/2024	*	25:31	3-6	.500	0-2	.000	0-0	.000	2	7	9	6.1	2	0	1	1	1	6	7.9	
at Hawaii	12/23/2024	*	27:42	1-7	.143	0-3	.000	0-1	.000	4	5	9	6.4	2	1	1	1	3	2	7.3	
vs Oregon St.	12/25/2024	*	29:47	6-8	.750	3-4	.750	1-1	1.000	1	5	6	6.4	2	2	3	0	0	16	8.1	
Southern U.	12/30/2024	*	29:39	2-7	.286	1-5	.200	1-2	.500	1	8	9	6.6	1	1	1	2	0	6	7.9	
UCLA	01/04/2025	*	22:30	1-8	.125	1-3	.333	1-2	.500	3	6	9	6.8	4	0	3	0	0	4	7.6	
at Iowa	01/07/2025	*	18:43	3-5	.600	1-1	1.000	1-3	.333	1	2	3	6.5	1	2	1	2	2	8	7.6	
at Purdue	01/12/2025	*	25:19	3-5	.600	2-4	.500	0-0	.000	0	3	3	6.3	1	1	2	1	4	8	7.7	
Rutgers	01/16/2025	*	21:16	0-4	.000	0-2	.000	0-0	.000	2	1	3	6.1	4	2	2	0	0	0	7.2	
at Maryland	01/19/2025	*	22:48	3-5	.600	2-2	1.000	0-1	.000	1	3	4	5.9	5	0	2	0	0	8	7.2	
Southern California	01/22/2025	*	27:01	3-6	.500	0-3	.000	0-0	.000	1	3	4	5.8	3	1	0	1	1	6	7.2	
at Wisconsin	01/26/2025	*	29:53	3-9	.333	1-4	.250	0-0	.000	0	6	6	5.8	1	0	1	1	1	7	7.2	
Illinois	01/30/2025	*	18:31	2-6	.333	1-4	.250	0-1	.000	0	1	1	5.6	1	1	0	0	0	5	7.1	
at Oregon	02/02/2025	*	27:21	1-7	.143	1-6	.167	0-0	.000	1	8	9	5.8	3	2	0	1	1	3	6.9	
at Washington	02/05/2025	*	26:19	3-5	.600	1-2	.500	0-0	.000	1	8	9	5.9	3	1	1	1	1	7	6.9	
Ohio St.	02/09/2025	*	31:12	5-9	.556	3-6	.500	2-2	1.000	0	6	6	5.9	3	3	2	0	0	15	7.2	
Michigan	02/24/2025	*	31:35	0-10	.000	0-6	.000	0-0	.000	1	3	4	5.8	3	1	1	2	1	0	6.9	
Minnesota	03/01/2025	*	18:05	1-6	.167	0-2	.000	0-0	.000	3	2	5	5.8	1	1	0	0	0	2	6.7	
at Ohio St.	03/04/2025	*	19:05	0-2	.000	0-2	.000	2-4	.500	1	1	2	5.7	5	4	1	0	0	2	6.5	
Iowa	03/09/2025	*	25:25	3-4	.750	1-2	.500	1-1	1.000	2	5	7	5.7	2	3	1	0	0	8	6.6	
vs Arizona St.	03/31/2025	*	18:31	2-7	.286	1-4	.250	0-0	.000	2	3	5	5.7	4	1	1	0	0	5	6.5	
vs Georgetown	04/02/2025	*	19:37	0-2	.000	0-1	.000	2-2	1.000	2	4	6	5.7	1	0	1	0	0	2	6.4	
vs Boise St.	04/05/2025	*	10:47	1-4	.250	0-1	.000	0-0	.000	0	2	2	5.6	2	2	1	1	0	2	6.2	
vs UCF	04/06/2025	*	04:08	0-0	.000	0-0	.000	0-2	.000	0	2	2	5.5	1	0	0	0	0	0	6.0	
Totals			28	703:09	69-172	.401	23-83	.277	26-40	.650	43	126	169	5.5	74	43	38	20	25	187	6.0

Player Averages

Games Played	Minutes/game	Points/game	FG Pct	3FG Pct	FT Pct	Rebounds/game	Assists/game	Turnovers/game	Assist/Turnover ratio	Steals/game	Blocks/game
31	22.7	6.0	40.1	27.7	65.0	5.5	1.4	1.2	1.1	0.8	0.6



2024-25 HONORS

GAVIN GRIFFITHS

SOPHOMORE • GUARD • 6-7 • 193 • SIMSBURY, CONN. • RUTGERS

- Rutgers transfer who can play on the wing or in the backcourt, averaging 2.1 points and 1.6 rebounds per game in 16 contests
- Missed the College Basketball Crown with an ankle injury
- Led NU with five rebounds and added three assists, two blocks and three points at Penn State
- Played eight minutes at Northwestern in his first action since Jan. 26 with three points and a steal
- Dished out an assist in four minutes of work against No. 18 Wisconsin
- Went scoreless in six minutes at No. 20 Purdue
- Saw his first action since Dec. 7 against Southern and had eight points, including 2-of-2 from 3-point range, two boards and a block in four minutes
- Had a steal and an assist in six minutes at Michigan State
- Grabbed four rebounds and had two assists and two steals in 18 minutes against North Florida
- Had two points and four rebounds in 10 minutes against South Dakota
- Saw extensive action in the win over FDU with eight points, five rebounds and two blocked shots in 23 minutes
- Finished with three points, two boards and three assists in 13 minutes against Bethune-Cookman
- Had four points, three rebounds and a blocked shot in 14 minutes against UTRGV
- Played in all 32 games at Rutgers in 2023-24, averaging 5.8 points and 2.2 rebounds per game while playing just under 18 minutes per contest
- Ranked second on the Scarlet Knights in 3-pointers (31) and third in blocked shots (13), while his 31 3-pointers were third among Big Ten freshmen
- Totaled seven double-figure efforts in 2023-24, including a 25-point effort against Boston University when he went 9-of-15 from the floor
- Was a consensus top-50 recruit in 2023 and was a four-star recruit by all four major recruiting services
- Played at Kingswood-Oxford High School where he averaged 24.6 points and 12 rebounds per game and was chosen as the New England Preparatory School Athletic Council (NEPSAC) Player of the Year in Class B Basketball
- Both parents played college basketball, as his father (Larry) and mother (Karen) played at Hartford

MISC. STATS

Category	2024-25	Career*
10+ Points	0	7
20+ Points	0	1
30+ Points	0	0
40+ Points	0	0
Double-Doubles	0	0
10+ Rebounds	0	0
10+ Assists	0	0
Led NU in Scoring	0	0
Led NU in Reb.	0	0
Led NU in Assists	1	1

SEASON/CAREER HIGHS

Points	
Season:	8, Two Times (last, 12/30/24)
College Career:	25, vs Boston Univ. (11/10/23)
Rebounds	
Season:	5, Two Times (last, 2/19/25)
College Career:	6, at Purdue (2/22/24)
Field Goals	
Season:	3, FDU (11/13/24)
College Career:	9, vs Boston Univ. (11/10/23)
3-Point Field Goals	
Season:	2, Two times (last, 12/30/24)
College Career:	4, at Wisconsin (3/7/24)
Free Throws	
Season:	None
College Career:	4, vs Boston Univ. (11/10/23)
Free Throw Attempts	
Season:	None
College Career:	5, LIU (12/16/23)
Assists	
Season:	3, Two times (last, 2/19/25)
College Career:	3, Four times (last, 2/19/25)
Steals	
Season:	2, North Florida (12/1/24)
College Career:	3, LIU (12/16/23)
Blocks	
Season:	2, Two times (last, 2/19/25)
College Career:	2, Four times (last, 2/19/25)
Minutes Played	
Season:	22:46, FDU (11/13/24)
College Career:	33:23, vs. Maryland (3/13/24)

CAREER STATS

				Field Goals		3-Point		F-Throws		Rebounds				Scoring						
SEASON	TEAM	GP-GS	MIN/AVG	FG-FGA	FG%	3FG-3FGA	3FG%	FT-FTA	FT%	OFF	DEF	TOT	AVG	PF-FO	A	TO	BLK	STL	PTS	AVG
2023-24	RU	32-3	575/18.0	68-210	.324	31-110	.282	18-30	.600	22	49	71	2.2	38-0	20	30	13	10	185	5.8
2024-25	Nebr	16-0	136/8.5	13-38	.342	7-28	.250	0-0	.000	3	23	26	1.6	15-0	12	6	6	5	33	2.1
TOTAL FOR Nebr		16-0	136/8.5	13-38	.342	7-28	.250	0-0	.000	3	23	26	1.6	15-0	12	6	6	5	33	2.1
TOTAL		48-3	711/14.8	81-248	.327	38-138	.275	18-30	.600	25	72	97	2.0	53-0	32	36	19	15	218	4.5

2024-25 GAME BY GAME

Opponent	Date	GS	MIN	Total		3-Pointers		Free throws		Rebounds		PF	A	TO	BLK	STL	PTS	AVG
				FG-FGA	PCT	3FG-3FGA	PCT	FT-FTA	PCT	OFF	DEF							
UTRGV	11/04/2024		13:59	2-5	.400	0-3	.000	0-0	.000	1	2	3	3.0	1	0	0	4	4.0
Bethune-Cookman	11/09/2024		13:12	1-2	.500	1-2	.500	0-0	.000	0	2	2	2.5	3	3	0	0	3.5
FDU	11/13/2024		22:46	3-7	.429	2-6	.333	0-0	.000	0	5	5	3.3	2	2	1	2	8 5.0
vs Saint Mary's (CA)	11/17/2024		07:09	0-1	.000	0-1	.000	0-0	.000	0	0	0	2.5	1	0	0	0	3.8
at Creighton	11/22/2024		03:52	0-1	.000	0-1	.000	0-0	.000	0	1	1	2.2	0	0	1	0	3.0
South Dakota	11/27/2024		10:01	1-5	.200	0-2	.000	0-0	.000	1	3	4	2.5	4	0	0	0	2 2.8
North Florida	12/01/2024		18:48	1-4	.250	0-2	.000	0-0	.000	1	3	4	2.7	2	2	1	0	2 2.7
at Michigan St.	12/07/2024		05:54	0-2	.000	0-2	.000	0-0	.000	0	0	0	2.4	0	1	1	0	2.4
Southern U.	12/30/2024		03:54	3-3	1.000	2-2	1.000	0-0	.000	0	2	2	2.3	1	0	0	1	8 3.0
at Purdue	01/12/2025		05:46	0-2	.000	0-2	.000	0-0	.000	0	0	0	2.1	0	0	0	0	2.7
Southern California	01/22/2025		00:07	0-0	.000	0-0	.000	0-0	.000	0	0	0	1.9	0	0	0	0	2.5
at Wisconsin	01/26/2025		04:17	0-1	.000	0-1	.000	0-0	.000	0	0	0	1.8	0	1	0	0	2.3
at Northwestern	02/16/2025		08:35	1-2	.500	1-2	.500	0-0	.000	0	0	0	1.6	1	0	0	1	3 2.3
at Penn St.	02/19/2025		15:38	1-3	.333	1-2	.500	0-0	.000	0	5	5	1.9	0	3	2	2	3 2.4
Michigan	02/24/2025		00:02	0-0	.000	0-0	.000	0-0	.000	0	0	0	1.7	0	0	0	0	2.2
Iowa	03/09/2025		01:43	0-0	.000	0-0	.000	0-0	.000	0	0	0	1.6	0	0	0	0	2.1
Totals			0 135:43	13-38	.342	7-28	.250	0-0	.000	3	23	26	1.6	15	12	6	6	5 33 2.1

Player Averages

Games Played	Minutes/game	Points/game	FG Pct	3FG Pct	FT Pct	Rebounds/game	Assists/game	Turnovers/game	Assist/Turnover ratio	Steals/game	Blocks/game
16	8.5	2.1	34.2	25.0	0.0	1.6	0.8	0.4	2.0	0.3	0.4



JUSTIN BOLIS

SOPHOMORE • FORWARD • 6-8 • 225 • LINCOLN, NEB. • SOUTHEAST COMMUNITY COLLEGE

- Lincoln native who walked on to the Husker program and redshirted his first season at Nebraska
- Spent the 2023-24 season at Southeast Community College, averaging 15.5 ppg and 8.7 rpg while shooting 38 percent from 3-point range
- Totaled 11 double-doubles en route to being named to the Nebraska Community College Athletic All-Conference Team
- Played at Lincoln High School for Coach Dan Noble, as he averaged nine points and six rebounds per game as a senior after missing his junior season with an Achilles tear
- Played AAU basketball with the Lincoln Supreme and Coach Zach Tharanet

2024-25 HONORS

- NU Scholar-Athlete Honor Roll (Fall, 2024)

CAREER STATS

MISC. STATS

Category	2024-25	Career
10+ Points	0	0
20+ Points	0	0
30+ Points	0	0
40+ Points	0	0
Double-Doubles	0	0
10+ Rebounds	0	0
10+ Assists	0	0
Led NU in Scoring	0	0
Led NU in Reb.	0	0
Led NU in Assists	0	0

2024-25 GAME BY GAME

SEASON/CAREER HIGHS

- Points
Season:
College Career:
- Rebounds
Season:
College Career:
- Field Goals
Season:
College Career:
- 3-Point Field Goals
Season:
College Career:
- Free Throws
Season:
College Career:
- Free Throw Attempts
Season:
College Career:
- Assists
Season:
College Career:
- Steals
Season:
College Career:
- Blocks
Season:
College Career:
- Minutes Played
Season:
College Career:



2024-25 HONORS

ANDREW MORGAN

SENIOR • FORWARD • 6-10 • 242 • WASECA, MINN. • NORTH DAKOTA STATE

- North Dakota State transfer who made nine starts and averaged 8.2 points on 58 percent shooting and 4.4 rebounds per game
- Has 14 double-figure games, most recently 12 points and nine rebounds in the win over Georgetown
- Totaled eight points, four assists and three boards in the title game victory over UCF
- Finished with 14 points, seven rebounds, two assists and two steals in the double OT loss at Ohio State
- Totaled a season-high 18 points on 8-of-8 shooting and three rebounds at Penn State
- Battled foul trouble vs. No. 25 Maryland but had 15 points on 5-of-6 shooting, three rebounds and three assists
- Has started the last four games and had eight points on 4-of-6 shooting at Washington
- Finished with eight points on 4-of-4 shooting, two rebounds and two assists in a win at No. 16 Oregon
- Had nine points, seven rebounds and two assists in NU's win over No. 18 Illinois
- Led NU with 17 points, including the 1,000th point of his career, and five boards at Maryland
- Totaled 11 points and four rebounds in 19 minutes against Rutgers
- Finished with 12 points on 4-of-5 shooting vs. No. 15 UCLA, including a 5-0 second-half run
- Had 10 points on 4-of-5 shooting and three boards in 15 minutes off the bench against Southern
- Recorded his first career double-double with 12 points on 6-of-7 shooting and a season-high 12 boards vs. Murray State
- Reached double figures for the third straight game with 10 points and five rebounds in 18 minutes in the win over Indiana
- Led Nebraska in scoring (14) and rebounding (seven) in the loss at Michigan State
- Nearly posted a double-double in the win over North Florida with season highs in points (13) and rebounds (nine) in 17 minutes of action
- Reached double figures for the second time this year with 10 points, five boards and a blocked shot against Saint Mary's
- Named second-team All-Summit League at North Dakota State in 2023-24, averaging 12.9 points and 5.0 rebounds per game
- Posted 22 double-figure efforts, including a season-high 31 points against Kansas City and had two double-doubles
- Helped the Bison reach the title game of the 2023 Summit League Tournament, as he made 30 starts and averaged 10.5 ppg and 5.3 rpg, ranking second on the team in rebounding and third in scoring
- Rated in the top 250 nationally by Prep Hoops as a senior, as he helped Waseca High School to a 23-1 record and a Class 2A state title
- Was a finalist for Mr. Basketball in Minnesota in 2021, as he averaged 22.1 points and 11 rebounds per game

MISC. STATS

Category	2024-25	Career*
10+ Points	14	54
20+ Points	0	8
30+ Points	0	1
40+ Points	0	0
Double-Doubles	1	5
10+ Rebounds	0	4
10+ Assists	0	0
Led NU in Scoring	2	2
Led NU in Reb.	6	6
Led NU in Assists	2	2

*-includes North Dakota State

SEASON/CAREER HIGHS

Points	
Season:	18, at Penn State (2/19/25)
College Career:	31, Kansas City (2/8/24)
Rebounds	
Season:	12, vs. Murray State (12/22/24)
College Career:	14, Crown (11/20/22)
Field Goals	
Season:	8, at Penn State (2/19/25)
College Career:	11, Two times (last, 2/24/24)
3-Point Field Goals	
Season:	1, Four times (last, 2/13/25)
College Career:	2, Two times (last, 2/24/24)
Free Throws	
Season:	5, Two times (last, 11/27/24)
College Career:	14, Kansas City (2/8/24)
Free Throw Attempts	
Season:	7, at Ohio State (3/4/25)
College Career:	16, Kansas City (2/8/24)
Assists	
Season:	4, UCF (4/6/25)
College Career:	4, Three times (last, 4/6/24)
Steals	
Season:	2, Two Times (last, 4/5/25)
College Career:	2, Six times (last, 4/5/25)
Blocks	
Season:	3, at Northwestern (2/16/25)
College Career:	3, Two Times (laast, 2/16/25)
Minutes Played	
Season:	36:32, at Ohio State (3/4/25)
College Career:	36:40, Kansas City (1/21/23)

CAREER STATS

				Field Goals		3-Point		F-Throws		Rebounds				Scoring						
SEASON	TEAM	GP-GS	MIN/AVG	FG-FGA	FG%	3FG-3FGA	3FG%	FT-FTA	FT%	OFF	DEF	TOT	AVG	PF-FO	A	TO	BLK	STL	PTS	AVG
2021-22	NDSU	21-0	243/11.6	46-73	.630	3-7	.429	17-28	.607	18	52	70	3.3	30-0	7	19	8	4	112	5.3
2022-23	NDSU	32-30	693/21.7	136-231	.589	2-6	.333	62-113	.549	54	117	171	5.3	63-0	38	70	10	12	336	10.5
2023-24	NDSU	32-29	741/23.2	148-266	.556	12-33	.364	104-148	.703	62	99	161	5.0	76-0	32	65	8	10	412	12.9
2024-25	Nebr	35-9	672/19.2	111-191	.581	4-14	.286	62-109	.569	54	100	154	4.4	66-1	37	51	12	16	288	8.2
TOTAL FOR Nebr		35-9	672/19.2	111-191	.581	4-14	.286	62-109	.569	54	100	154	4.4	66-1	37	51	12	16	288	8.2
TOTAL		120-68	2349/19.6	441-761	.580	21-60	.350	245-398	.616	188	368	556	4.6	235-1	114	205	38	42	1148	9.6

2024-25 GAME BY GAME

Opponent	Date	GS	MIN	Total		3-Pointers		Free throws		Rebounds			PF	A	TO	BLK	STL	PTS	AVG		
				FG-FGA	PCT	3FG-3FGA	PCT	FT-FTA	PCT	OFF	DEF	TOT								AVG	
UTRGV	11/04/2024		20:22	3-6	.500	0-0	.000	4-6	.667	2	3	5	5.0	3	0	0	0	10	10.0		
Bethune-Cookman	11/09/2024		11:15	2-4	.500	0-0	.000	2-3	.667	0	3	3	4.0	2	0	2	1	0	6	8.0	
FDU	11/13/2024		07:26	1-2	.500	0-0	.000	2-3	.667	1	1	2	3.3	2	0	1	0	4	6.7		
vs Saint Mary's (CA)	11/17/2024		15:20	2-5	.400	1-2	.500	5-6	.833	2	3	5	3.8	3	1	2	1	0	10	7.5	
at Creighton	11/22/2024		18:36	1-3	.333	0-1	.000	0-2	.000	2	2	4	3.8	2	3	1	0	1	2	6.6	
South Dakota	11/27/2024		17:53	1-3	.333	1-1	1.000	5-6	.833	4	3	7	4.3	1	2	1	1	0	8	6.7	
North Florida	12/01/2024		17:22	5-11	.455	0-1	.000	3-6	.500	3	6	9	5.0	1	0	0	0	0	13	7.6	
at Michigan St.	12/07/2024		27:59	6-13	.462	0-1	.000	2-3	.667	1	6	7	5.3	2	1	0	0	1	14	8.4	
Indiana	12/13/2024		17:56	4-5	.800	0-0	.000	2-4	.500	3	2	5	5.2	2	1	1	1	1	10	8.6	
vs Murray St.	12/22/2024		22:55	6-7	.857	0-0	.000	0-0	.000	1	11	12	5.9	1	0	2	1	0	12	8.9	
at Hawaii	12/23/2024		12:01	0-1	.000	0-0	.000	0-0	.000	0	1	1	5.5	3	1	0	0	1	0	8.1	
vs Oregon St.	12/25/2024		16:45	1-2	.500	0-0	.000	1-1	1.000	0	3	3	5.3	2	0	1	0	0	3	7.7	
Southern U.	12/30/2024		14:55	4-5	.800	0-0	.000	2-3	.667	1	2	3	5.1	1	1	1	0	0	10	7.8	
UCLA	01/04/2025		21:01	4-5	.800	0-1	.000	4-4	1.000	2	1	3	4.9	4	1	5	0	1	12	8.1	
at Iowa	01/07/2025		20:27	3-5	.600	1-2	.500	1-2	.500	2	2	4	4.9	0	0	0	0	0	8	8.1	
at Purdue	01/12/2025		16:45	1-3	.333	0-0	.000	0-0	.000	0	0	0	4.6	1	1	3	0	0	2	7.8	
Rutgers	01/16/2025		19:18	5-9	.556	0-0	.000	1-3	.333	2	2	4	4.5	1	0	0	0	0	11	7.9	
at Maryland	01/19/2025		24:05	7-12	.583	0-2	.000	3-6	.500	1	4	5	4.6	0	0	3	0	1	17	8.4	
Southern California	01/22/2025		13:54	1-1	1.000	0-0	.000	0-2	.000	0	3	3	4.5	3	1	1	1	1	2	8.1	
at Wisconsin	01/26/2025	*	21:39	2-5	.400	0-1	.000	1-3	.333	2	3	5	4.5	2	1	1	0	0	5	8.0	
Illinois	01/30/2025	*	29:47	4-8	.500	0-0	.000	1-1	1.000	4	3	7	4.6	2	2	3	0	0	9	8.0	
at Oregon	02/02/2025	*	17:21	4-4	1.000	0-0	.000	0-2	.000	1	1	2	4.5	4	2	3	0	0	8	8.0	
at Washington	02/05/2025	*	17:04	4-6	.667	0-0	.000	0-3	.000	0	1	1	4.3	1	2	1	0	0	8	8.0	
Ohio St.	02/09/2025		12:24	1-2	.500	0-0	.000	0-0	.000	2	1	3	4.3	2	1	2	0	1	2	7.8	
Maryland	02/13/2025	*	21:28	5-6	.833	1-1	1.000	4-4	1.000	1	2	3	4.2	5	3	1	0	1	15	8.0	
at Northwestern	02/16/2025	*	17:18	2-5	.400	0-0	.000	5-8	.625	2	2	4	4.2	1	1	2	3	1	9	8.1	
at Penn St.	02/19/2025	*	16:45	8-8	1.000	0-0	.000	2-3	.667	0	3	3	4.2	3	1	2	0	0	18	8.4	
Michigan	02/24/2025		20:11	0-3	.000	0-0	.000	1-4	.250	1	3	4	4.2	0	0	3	0	0	1	8.2	
Minnesota	03/01/2025		24:13	2-6	.333	0-1	.000	1-3	.333	2	3	5	4.2	1	2	3	1	1	5	8.1	
at Ohio St.	03/04/2025		36:32	5-8	.625	0-0	.000	4-7	.571	3	4	7	4.3	4	2	0	0	2	14	8.3	
Iowa	03/09/2025		14:35	3-3	1.000	0-0	.000	2-4	.500	1	4	5	4.3	1	0	1	0	0	8	8.3	
vs Arizona St.	03/31/2025	*	16:26	3-6	.500	0-0	.000	0-1	.000	3	1	4	4.3	0	1	1	0	0	6	8.2	
vs Georgetown	04/02/2025		20:23	4-5	.800	0-0	.000	4-5	.800	4	5	9	4.5	2	0	0	1	0	12	8.3	
vs Boise St.	04/05/2025		22:44	3-8	.375	0-0	.000	0-0	.000	0	4	4	4.4	1	2	2	0	2	6	8.2	
vs UCF	04/06/2025	*	26:43	4-6	.667	0-0	.000	0-1	.000	1	2	3	4.4	3	4	2	1	1	8	8.2	
Totals			9	671:48	111-191	.581	4-14	.286	62-109	.569	54	100	154	4.4	66	37	51	12	16	288	8.2

Player Averages

Games Played	Minutes/game	Points/game	FG Pct	3FG Pct	FT Pct	Rebounds/game	Assists/game	Turnovers/game	Assist/Turnover ratio	Steals/game	Blocks/game
35	19.2	8.2	58.1	28.6	56.9	4.4	1.1	1.5	0.7	0.5	0.3



2024-25 HONORS

- NU Scholar-Athlete Honor Roll (Fall, 2024)

MISC. STATS

Category	2024-25	Career*
10+ Points	8	49
20+ Points	0	0
30+ Points	0	0
40+ Points	0	0
Double-Doubles	0	4
10+ Rebounds	0	1
10+ Assists	0	1
Led NU in Scoring	0	0
Led NU in Reb.	5	5
Led NU in Assists	9	9

SEASON/CAREER HIGHS

Points		
Season:	18, UTRGV (11/4/24)	
College Career:	19, Two times (last, 12/4/22)	
Rebounds		
Season:	9, UTRGV (11/4/24)	
College Career:	11, Arizona (12/1/22)	
Field Goals		
Season:	6, Three times (1/22/25)	
College Career:	7, at UNLV (1/27/21)	
3-Point Field Goals		
Season:	2, Southern (12/30/24)	
College Career:	3, at Air Force (1/2/21)	
Free Throws		
Season:	8, Rutgers (1/16/25)	
College Career:	Same	
Free Throw Attempts		
Season:	10, Rutgers (1/16/25)	
College Career:	Same	
Assists		
Season:	6, Two times (last, 12/30/24)	
College Career:	10, Four times (last, 12/5/23)	
Steals		
Season:	4, UTRGV (11/4/24)	
College Career:	6, Eastern Washington (11/6/23)	
Blocks		
Season:	2, at Washington (last, 2/5/25)	
College Career:	2, Two times (last, 2/5/25)	
Minutes Played		
Season:	35:29, at Iowa (1/7/25)	
College Career:	38:15, Stanford (2/3/23)	

ROLLIE WORSTER

SENIOR • GUARD • 6-5 • 210 • MISSOULA, MONT. • UTAH

- Fifth-year senior who averaged 7.0 points, 4.1 rebounds and 2.6 assists per game while posting a 2.1-to-1 assist-to-turnover ratio
- Missed the College Basketball Crown with a foot injury
- Became the first Husker basketball player to ever total 1,000 points, 500 rebounds and 500 assists in a career
- Led Nebraska in both assists (five) and rebounds (seven) in the regular-season finale at Iowa
- Had four points and seven rebounds in the loss to No. 15 Michigan
- Totaled nine points, four rebounds and a steal in a loss to No. 25 Maryland
- Reached double figures with 11 points on 4-of-4 shooting along with three boards and two assists in a win at No. 16 Oregon
- Had 10 points along with team highs in both rebounds (seven) and assists (five) at Rutgers
- Totaled 14 points on 6-of-9 shooting along with four rebounds and two steals at Iowa
- Finished with 11 points and four rebounds vs. No. 15 UCLA, as he went over 1,000 career points
- Tied his season high with six assists and added eight points and four boards in the win over Southern
- Finished with 11 points and seven rebounds in the win over Murray State
- Reached double figures for the second straight game with 11 points, four rebounds, two assists and two steals in the win over No. 14 Creighton
- Totaled 10 points and three boards vs. Saint Mary's while helping limit WCC Player of the Year Augustas Marciulionis to nine points on 3-of-9 shooting
- Nearly posted a double-double in his Husker debut vs. UTRGV with 18 points, nine rebounds, three assists and four steals
- Started the first 16 games at Utah in 2023-24, averaging 9.9 points, 5.5 assists and 4.9 rebounds per game, as he was third in the Pac 12 in assists per game and first in the conference in assist-to-turnover ratio (2.93-to-1) at the time of his injury
- Dished out a season-high 10 assists against Southern Utah and nine each against Wake Forest and Bellarmine
- Started all 30 games in 2022-23, averaging 8.6 points, 5.0 assists and 5.2 rebounds per game.
- Was second in the Pac-12 with a 2.61 assist-to-turnover ratio while his 5.1 assists per game in conference play also ranked second in the league
- Began career at Utah State, where he averaged 9.1 ppg, 3.8 rpg and 3.5 apg in helping the Aggies to the 2021 NCAA Tournament
- Was a two-time Montana Gatorade Player of the year at Hellgate High School,
- Led the school to a share of the Montana State AA title in 2019-20 by averaging 20.7 points, 7.1 rebounds, 4.5 assists and 2.3 steals per game

CAREER STATS

				Field Goals		3-Point		F-Throws		Rebounds											Scoring	
SEASON	TEAM	GP-GS	MIN/AVG	FG-FGA	FG%	3FG-3FGA	3FG%	FT-FTA	FT%	OFF	DEF	TOT	AVG	PF-FO	A	TO	BLK	STL	PTS	AVG		
2020-21	USU	26-25	718/27.6	86-212	.406	23-81	.284	41-51	.804	21	78	99	3.8	58-1	92	64	6	24	236	9.1		
2021-22	Utah	31-30	889/28.7	88-218	.404	21-64	.328	37-46	.804	11	129	140	4.5	74-4	96	50	9	27	234	7.5		
2022-23	Utah	30-30	962/32.1	97-232	.418	22-79	.278	43-53	.811	12	144	156	5.2	72-3	149	57	6	25	259	8.6		
2023-24	Utah	16-16	503/31.4	54-132	.409	8-29	.276	43-61	.705	21	57	78	4.9	36-0	88	30	3	22	159	9.9		
2024-25	Nebr	31-26	796/25.7	79-183	.432	11-50	.220	49-69	.710	20	107	127	4.1	56-1	82	40	7	27	218	7.0		
TOTAL FOR Nebr		31-26	796/25.7	79-183	.432	11-50	.220	49-69	.710	20	107	127	4.1	56-1	82	40	7	27	218	7.0		
TOTAL		134-127	3867/28.9	404-977	.414	85-303	.281	213-280	.761	85	515	600	4.5	296-9	507	241	31	125	1106	8.3		

2024-25 GAME BY GAME

Opponent	Date	GS	MIN	Total		3-Pointers		Free throws		Rebounds				PF	A	TO	BLK	STL	PTS	AVG	
				FG-FGA	PCT	3FG-3FGA	PCT	FT-FTA	PCT	OFF	DEF	TOT	AVG								
UTRGV	11/04/2024	*	29:25	6-7	.857	1-1	1.000	5-9	.556	2	7	9	9.0	1	3	3	1	4	18	18.0	
Bethune-Cookman	11/09/2024	*	23:19	1-5	.200	1-3	.333	2-2	1.000	1	0	1	5.0	0	2	5	0	2	5	11.5	
FDU	11/13/2024	*	19:13	3-8	.375	0-2	.000	2-2	1.000	1	3	4	4.7	0	1	1	0	1	8	10.3	
vs Saint Mary's (CA)	11/17/2024	*	25:34	4-7	.571	1-2	.500	1-2	.500	0	3	3	4.3	2	1	3	0	0	10	10.3	
at Creighton	11/22/2024	*	30:20	4-11	.364	0-2	.000	3-4	.750	1	3	4	4.2	4	2	1	0	2	11	10.4	
South Dakota	11/27/2024	*	28:36	1-4	.250	0-1	.000	4-5	.800	0	8	8	4.8	1	6	1	1	1	6	9.7	
North Florida	12/01/2024	*	15:56	2-4	.500	0-0	.000	0-0	.000	0	2	2	4.4	0	3	0	0	0	4	8.9	
at Michigan St.	12/07/2024	*	26:11	3-7	.429	0-1	.000	3-5	.600	1	0	1	4.0	2	3	1	0	2	9	8.9	
Indiana	12/13/2024	*	18:20	2-3	.667	0-1	.000	0-0	.000	0	2	2	3.8	3	2	1	0	1	4	8.3	
vs Murray St.	12/22/2024	*	23:46	4-5	.800	0-1	.000	3-4	.750	1	6	7	4.1	2	1	2	0	0	11	8.6	
at Hawaii	12/23/2024	*	32:43	2-9	.222	0-3	.000	0-0	.000	1	4	5	4.2	1	3	3	0	0	4	8.2	
vs Oregon St.	12/25/2024	*	28:17	3-7	.429	0-1	.000	2-2	1.000	1	4	5	4.3	2	4	1	0	0	8	8.2	
Southern U.	12/30/2024	*	26:33	3-7	.429	2-3	.667	0-1	.000	1	3	4	4.2	0	6	0	0	0	8	8.2	
UCLA	01/04/2025	*	26:40	3-9	.333	1-3	.333	4-4	1.000	0	4	4	4.2	1	2	0	0	0	11	8.4	
at Iowa	01/07/2025	*	35:29	6-9	.667	0-1	.000	2-7	.286	1	3	4	4.2	2	1	1	1	2	14	8.7	
at Purdue	01/12/2025	*	15:27	2-4	.500	0-2	.000	1-1	1.000	0	2	2	4.1	1	1	1	0	0	5	8.5	
Rutgers	01/16/2025	*	26:35	1-4	.250	0-0	.000	8-10	.800	1	6	7	4.2	3	5	1	0	1	10	8.6	
at Maryland	01/19/2025	*	24:54	2-5	.400	0-0	.000	0-0	.000	0	1	1	4.1	1	1	1	0	1	4	8.3	
Southern California	01/22/2025		25:25	1-5	.200	0-1	.000	2-2	1.000	0	6	6	4.2	3	6	2	1	0	4	8.1	
at Wisconsin	01/26/2025		22:50	3-6	.500	1-1	1.000	0-0	.000	0	3	3	4.1	2	4	1	1	3	7	8.1	
Illinois	01/30/2025	*	17:51	3-9	.333	1-7	.143	0-0	.000	0	4	4	4.1	2	2	0	0	1	7	8.0	
at Oregon	02/02/2025		24:47	4-4	1.000	0-0	.000	3-4	.750	0	3	3	4.0	4	2	1	0	0	11	8.1	
at Washington	02/05/2025		35:05	1-6	.167	0-1	.000	4-5	.800	1	3	4	4.0	0	3	1	2	2	6	8.0	
Ohio St.	02/09/2025	*	26:52	2-3	.667	1-1	1.000	0-0	.000	0	4	4	4.0	4	3	1	0	0	5	7.9	
Maryland	02/13/2025	*	30:44	4-7	.571	1-2	.500	0-0	.000	1	3	4	4.0	1	0	2	0	1	9	8.0	
at Northwestern	02/16/2025	*	27:25	0-4	.000	0-2	.000	0-0	.000	1	2	3	4.0	1	4	0	0	0	0	7.7	
at Penn St.	02/19/2025	*	24:34	3-6	.500	0-3	.000	0-0	.000	1	2	3	4.0	2	2	3	0	0	6	7.6	
Michigan	02/24/2025	*	29:50	2-6	.333	0-2	.000	0-0	.000	1	6	7	4.1	2	1	3	0	1	4	7.5	
Minnesota	03/01/2025		10:27	0-0	.000	0-0	.000	0-0	.000	0	2	2	4.0	1	1	0	0	0	0	7.2	
at Ohio St.	03/04/2025	*	34:05	3-7	.429	0-1	.000	0-0	.000	1	3	4	4.0	5	2	0	0	1	6	7.2	
Iowa	03/09/2025	*	28:25	1-5	.200	1-2	.500	0-0	.000	2	5	7	4.1	3	5	0	0	1	3	7.0	
Totals			26	795:38	79-183	.432	11-50	.220	49-69	.710	20	107	127	4.1	56	82	40	7	27	218	7.0

Player Averages

Games Played	Minutes/game	Points/game	FG Pct	3FG Pct	FT Pct	Rebounds/game	Assists/game	Turnovers/game	Assist/Turnover ratio	Steals/game	Blocks/game
31	25.7	7.0	43.2	22.0	71.0	4.1	2.6	1.3	2.1	0.9	0.2



NICK JANOWSKI

FRESHMAN • GUARD • 6-4 • 200 • PEWAUKEE, WIS. • PEWAUKEE, HIGH SCHOOL

- True freshman who redshirted during the 2024-25 season
- Led Pewaukee High School to three state titles and a runner-up finish in his four seasons, as he totaled 2,297 career points to rank in top 20 in Wisconsin state history
- Averaged 20.1 points, 3.4 assists, and 5.4 rebounds per game for his career while hitting 294 3-pointers in his prep career
- Was a consensus top-150 recruit who averaged 30.8 points, 8.8 rebounds and 4.4 assists per game to lead Pewaukee to a 30-5 record in 2023-24
- Posted five 40-point games as a senior including a career-high 46-point game, and had a triple-double in the state semifinals against West Salem with 31 points, 10 rebounds and 10 assists
- Earned first-team all-state honors as a junior, averaging 23.2 points, 4.9 assists, 6.5 rebounds and 1.4 steals per game as Pewaukee went 27-3
- Played AAU for Phenom U in the EYBL circuit, helping his team to the Peach Jam in 2021 and 2022, including an Elite Eight finish in 2022
- Selected Nebraska over a host of schools including Iowa State, Wisconsin, Marquette and USC

2024-25 HONORS

- NU Scholar-Athlete Honor Roll (Fall, 2024)

CAREER STATS

MISC. STATS

Category	2024-25	Career
10+ Points	0	0
20+ Points	0	0
30+ Points	0	0
40+ Points	0	0
Double-Doubles	0	0
10+ Rebounds	0	0
10+ Assists	0	0
Led NU in Scoring	0	0
Led NU in Reb.	0	0
Led NU in Assists	0	0

2024-25 GAME BY GAME

SEASON/CAREER HIGHS

Points
Season:
College Career:

Rebounds
Season:
College Career:

Field Goals
Season:
College Career:

3-Point Field Goals
Season:
College Career:

Free Throws
Season:
College Career:

Free Throw Attempts
Season:
College Career:

Assists
Season:
College Career:

Steals
Season:
College Career:

Blocks
Season:
College Career:

Minutes Played
Season:
College Career:



2024-25 HONORS

- NU Scholar-Athlete Honor Roll (Fall, 2024)
- Academic All-Big Ten (2025)

CALE JACOBSEN

SOPHOMORE • GUARD • 6-4 • 200 • ASHLAND, NEB. • ASHLAND-GREENWOOD

- Third-year walk-on who provided size in the Husker backcourt and could play several positions, as he played in 24 games
- Played extensively in the College Basketball Crown, averaging 5.0 points on 53 percent shooting, 4.3 rebounds, 3.3 assists, and 1.8 steals per game
- Started the the CBC title game and had five points and six rebounds in 25 minutes vs. UCF
- Finished with six points - including a pair of 3-pointers - three rebounds and three assists vs. Boise State
- Made his first career start against Georgetown in the College Basketball Crown, setting or tying career bests in points (seven), rebounds (six), steals (three), blocks (two) and minutes (36)
- Enjoyed the best game of his career to date against Arizona State, finishing with career highs in assists (five), steals (four) and minutes (23)
- Had two assists, two rebounds and a steal in nine minutes of work against Southern
- Grabbed a rebound in three minutes off the bench against Indiana and played six minutes in the win over Murray State
- Was impactful in the win over North Florida with three points and career highs in assists (three), steals (two), blocks (two) and minutes (16)
- Provided a spark off the bench against FDU with two points, four rebounds and two assists in seven minutes
- Played in 20 contests in 2023-24, totaling 14 points, three rebounds and five assists in 55 minutes of action
- Saw his most extensive action of the 2023-24 season against South Carolina State, setting personal bests in points (four), rebounds (two), assists (one) and minutes (13)
- Redshirted his first season at Nebraska
- Led Ashland-Greenwood to a 27-1 record and a class C-1 state title, averaging 17.9 points, 5.8 rebounds, 6.1 assists and 3.6 steals per game as a senior
- First-team All-Nebraska selection set the Class C-1 state tournament record with a 43-point performance in a win over Kearney Catholic
- Finished his four-year varsity career with 1,481 career points, 544 rebounds, 340 assists and 261 steals despite suffering a torn ACL in his first game of his junior season
- Chose to walk-on at Nebraska after turning down scholarship offers from North Dakota and Holy Cross
- Played three years of football, playing quarterback as a freshman and junior while hauling in 23 passes for 486 yards and nine TDs as a sophomore

CAREER STATS

				Field Goals		3-Point		F-Throws		Rebounds									Scoring	
SEASON	TEAM	GP-GS	MIN/AVG	FG-FGA	FG%	3FG-3FGA	3FG%	FT-FTA	FT%	OFF	DEF	TOT	AVG	PF-FO	A	TO	BLK	STL	PTS	AVG
2023-24	Nebr	20-0	55/2.8	5-10	.500	1-3	.333	3-6	.500	0	3	3	0.2	5-0	5	2	0	1	14	0.7
2024-25	Nebr	24-3	180/7.5	11-25	.440	4-11	.364	3-4	.750	3	26	29	1.2	12-0	21	11	5	11	29	1.2
TOTAL		44-3	235/5.3	16-35	.457	5-14	.357	6-10	.600	3	29	32	0.7	17-0	26	13	5	12	43	1.0

MISC. STATS

Category	2024-25	Career
10+ Points	0	0
20+ Points	0	0
30+ Points	0	0
40+ Points	0	0
Double-Doubles	0	0
10+ Rebounds	0	0
10+ Assists	0	0
Led NU in Scoring	0	0
Led NU in Reb.	0	0
Led NU in Assists	1	1

SEASON/CAREER HIGHS

Points		
Season:	7, vs. Georgetown (4/2/25)	
College Career:	Same	
Rebounds		
Season:	6, Two Times (last, 4/6/25)	
College Career:	Same	
Field Goals		
Season:	3, vs. Georgetown (4/2/25)	
College Career:	Same	
3-Point Field Goals		
Season:	2, Boise State (4/5/25)	
College Career:	Same	
Free Throws		
Season:	1, Two Times (last, 4/2/25)	
College Career:	2, South Carolina State (12/29/23)	
Free Throw Attempts		
Season:	2, at Wisconsin (1/26/25)	
College Career:	2, Three times (last, 1/26/25)	
Assists		
Season:	5, vs. Arizona State (3/31/25)	
College Career:	Same	
Steals		
Season:	3, Two times (last, 4/2/25)	
College Career:	Same	
Blocks		
Season:	2, Two times (4/2/25)	
College Career:	Same	
Minutes Played		
Season:	36:21 vs. Georgetown (4/2/25)	
College Career:	Same	

2024-25 GAME BY GAME

Opponent	Date	GS	MIN	Total		3-Pointers		Free throws		Rebounds				PF	A	TO	BLK	STL	PTS	AVG
				FG-FGA	PCT	3FG-3FGA	PCT	FT-FTA	PCT	OFF	DEF	TOT	AVG							
FDU	11/13/2024		06:44	1-2	.500	0-1	.000	0-0	.000	2	2	4	4.0	0	2	0	0	1	2	2.0
at Creighton	11/22/2024		01:06	0-0	.000	0-0	.000	0-0	.000	0	0	0	2.0	0	0	0	0	0	0	1.0
South Dakota	11/27/2024		10:35	0-3	.000	0-2	.000	0-0	.000	0	1	1	1.7	1	1	0	0	0	0	0.7
North Florida	12/01/2024		16:03	1-2	.500	0-1	.000	1-1	1.000	0	1	1	1.5	1	3	1	2	2	3	1.3
at Michigan St.	12/07/2024		09:13	1-3	.333	1-3	.333	0-0	.000	0	1	1	1.4	0	0	1	0	0	3	1.6
Indiana	12/13/2024		02:37	0-0	.000	0-0	.000	0-0	.000	0	1	1	1.3	0	0	0	0	0	0	1.3
vs Murray St.	12/22/2024		05:41	0-0	.000	0-0	.000	0-0	.000	0	0	0	1.1	0	0	1	0	0	0	1.1
at Hawaii	12/23/2024		00:31	0-0	.000	0-0	.000	0-0	.000	0	0	0	1.0	0	0	0	0	0	0	1.0
vs Oregon St.	12/25/2024		00:09	0-0	.000	0-0	.000	0-0	.000	0	0	0	0.9	0	0	0	0	0	0	0.9
Southern U.	12/30/2024		08:57	0-0	.000	0-0	.000	0-0	.000	0	2	2	1.0	0	2	1	0	1	0	0.8
UCLA	01/04/2025		00:42	0-0	.000	0-0	.000	0-0	.000	0	0	0	0.9	0	0	0	0	0	0	0.7
at Iowa	01/07/2025		01:06	0-0	.000	0-0	.000	0-0	.000	0	0	0	0.8	0	0	2	0	0	0	0.7
at Purdue	01/12/2025		02:47	0-0	.000	0-0	.000	0-0	.000	0	0	0	0.8	1	0	0	0	0	0	0.6
at Wisconsin	01/26/2025		03:30	0-0	.000	0-0	.000	1-2	.500	0	0	0	0.7	0	0	0	0	0	1	0.6
Illinois	01/30/2025		02:23	0-0	.000	0-0	.000	0-0	.000	0	1	1	0.7	0	0	0	0	0	0	0.6
Ohio St.	02/09/2025		00:58	0-0	.000	0-0	.000	0-0	.000	0	1	1	0.8	0	0	0	0	0	0	0.6
at Northwestern	02/16/2025		01:02	0-0	.000	0-0	.000	0-0	.000	0	0	0	0.7	0	0	0	0	0	0	0.5
at Penn St.	02/19/2025		00:15	0-0	.000	0-0	.000	0-0	.000	0	0	0	0.7	0	0	0	0	0	0	0.5
at Ohio St.	03/04/2025		00:02	0-0	.000	0-0	.000	0-0	.000	0	0	0	0.6	0	0	0	0	0	0	0.5
Iowa	03/09/2025		00:24	0-0	.000	0-0	.000	0-0	.000	0	0	0	0.6	1	0	0	0	0	0	0.5
vs Arizona St.	03/31/2025		22:25	1-1	1.000	0-0	.000	0-0	.000	0	2	2	0.7	3	5	1	0	3	2	0.5
vs Georgetown	04/02/2025	*	36:21	3-7	.429	0-1	.000	1-1	1.000	1	5	6	0.9	3	4	0	2	3	7	0.8
vs Boise St.	04/05/2025	*	21:27	2-3	.667	2-2	1.000	0-0	.000	0	3	3	1.0	2	3	2	0	0	6	1.0
vs UCF	04/06/2025	*	25:04	2-4	.500	1-1	1.000	0-0	.000	0	6	6	1.2	0	1	2	1	1	5	1.2
Totals		3	180:02	11-25	.440	4-11	.364	3-4	.750	3	26	29	1.2	12	21	11	5	11	29	1.2

Player Averages

Games Played	Minutes/ game	Points/ game	FG Pct	3FG Pct	FT Pct	Rebounds/ game	Assists/ game	Turnovers/ game	Assist/Turnover ratio	Steals/ game	Blocks/ game
24	7.5	1.2	44.0	36.4	75.0	1.2	0.9	0.5	1.9	0.5	0.2



2024-25 HONORS

BRAXTON MEAH

SENIOR • CENTER • 7-1 • 265 • LAYTON, UTAH • WASHINGTON

- Washington transfer who provided rim protection and a defensive presence after starting for the Huskies for the last two seasons
- Averages 3.0 points per game on 77 percent shooting and 3.4 rebounds per game in 29 contests
- Grabbed three rebounds and dished out two assists in eight minutes of work vs. UCF in the College Basketball Crown title game
- Had four points and two rebounds in five first-half minutes vs. Boise State as NU was +9 with him on the court
- Led NU with a season-high eight rebounds in 12 minutes of work against No. 15 Michigan
- Enjoyed his best game of the year at Northwestern with 10 points, seven rebounds and two blocked shots in 23 minutes of work
- Played 18 minutes vs. No. 25 Maryland, finishing with four rebounds, two points and a blocked shot
- Gave NU a spark off the bench against Ohio State with five points and two boards in 7:15 of action
- Totaled six points and six boards against Rutgers
- Grabbed five rebounds and blocked two shots in 15 minutes of work against Southern
- Played a key role in the win at Hawai'i with six points, five boards and a block in 21 minutes, as NU was +14 with him on the court
- Had four points and three rebounds in 15 minutes in the victory over Indiana
- Finished with a season-high 12 points on 6-of-6 shooting and five boards in the win over South Dakota
- Grabbed six rebounds and added a steal while helping limit Ryan Kalkbrenner without a field goal in NU's 74-63 win over No. 14 Creighton
- Finished with nine points, four rebounds and a blocked shot against Bethune-Cookman
- Played in 32 games in 2023-24 and averaged 5.3 points and 5.3 rebounds per game, as he led UW in field goal percentage (.770) and blocks (27)
- Totaled three double-doubles and had six games in double figures including a 19-point, eight-rebound, five-block effort against UCLA
- Was named to the Pac-12 all-defensive team in 2022-23, as he ranked in the top 10 in the Pac-12 in both blocked shots (fifth) and rebounding (seventh) while averaging 8.8 points, 7.2 rebounds and 1.6 blocks per game
- Began his career at Fresno State, where he played in 52 games over his first two collegiate seasons
- Played for San Joaquin Memorial as a junior during the 2018-19 season for Coach Brad Roznovsky, averaging 11.3 points, 10.1 rebounds and 3.0 blocks per game en route to a 22-11 record and the Central Section Division II title
- Did not play as a senior because he started his high school eligibility clock by enrolling while still junior-high age, which is allowed in Utah

CAREER STATS

				Field Goals		3-Point		F-Throws		Rebounds									Scoring	
SEASON	TEAM	GP-GS	MIN/AVG	FG-FGA	FG%	3FG-3FGA	3FG%	FT-FTA	FT%	OFF	DEF	TOT	AVG	PF-FO	A	TO	BLK	STL	PTS	AVG
2020-21	Fresno	23-0	219/9.5	26-40	.650	0-0	.000	12-29	.414	26	26	52	2.3	34-1	2	8	11	4	64	2.8
2021-22	Fresno	32-0	258/8.1	29-37	.784	0-0	.000	13-29	.448	17	53	70	2.2	40-0	2	23	13	2	71	2.2
2022-23	UW	31-31	846/27.3	108-153	.706	0-0	.000	58-84	.690	72	150	222	7.2	89-4	18	47	50	15	274	8.8
2023-24	UW	32-16	541/16.9	67-87	.770	0-0	.000	34-69	.493	44	127	171	5.3	77-5	10	34	27	7	168	5.3
2024-25	Nebr	29-20	387/13.4	36-47	.766	0-0	.000	14-31	.452	29	69	98	3.4	46-0	19	29	12	7	86	3.0
TOTAL FOR Nebr		29-20	387/13.4	36-47	.766	0-0	.000	14-31	.452	29	69	98	3.4	46-0	19	29	12	7	86	3.0
TOTAL		147-67	2251/15.3	266-364	.731	0-0	.000	131-242	.541	188	425	613	4.2	286-10	51	141	113	35	663	4.5

MISC. STATS

Category	2024-25	Career*
10+ Points	2	24
20+ Points	0	2
30+ Points	0	0
40+ Points	0	0
Double-Doubles	0	6
10+ Rebounds	0	10
10+ Assists	0	0
Led NU in Scoring	0	0
Led NU in Reb.	3	3
Led NU in Assists	0	0

*-includes Washington and Fresno State

SEASON/CAREER HIGHS

Points	
Season:	12, South Dakota (11/27/24)
College Career:	21, Stanford (1/12/23)
Rebounds	
Season:	8, Michigan (2/24/25)
College Career:	14, Two times (last, 2/22/24)
Field Goals	
Season:	6, South Dakota (11/27/24)
College Career:	9, UCLA (1/1/23)
3-Point Field Goals	
Season:	None
College Career:	None
Free Throws	
Season:	3, Ohio State (2/9/25)
College Career:	6, UC San Diego (11/28/23)
Free Throw Attempts	
Season:	3, Four times (last, 2/16/25)
College Career:	7, Three times (last, 2/22/24)
Assists	
Season:	2, Six times (last, 4/6/25)
College Career:	3, Three times (last, 1/14/23)
Steals	
Season:	2, vs. Murray State (12/22/24)
College Career:	2, Five times (last, 2/17/24)
Blocks	
Season:	2, Two times (last, 2/16/25)
College Career:	6, Cal Poly (12/13/22)
Minutes Played	
Season:	22:38, at Northwestern (2/16/25)
College Career:	42:05, Arizona State (1/26/23)

2024-25 GAME BY GAME

Opponent	Date	GS	MIN	Total		3-Pointers		Free throws		Rebounds				PF	A	TO	BLK	STL	PTS	AVG	
				FG-FGA	PCT	3FG-3FGA	PCT	FT-FTA	PCT	OFF	DEF	TOT	AVG								
UTRGV	11/04/2024	*	10:17	0-2	.000	0-0	.000	0-3	.000	1	3	4	4.0	2	2	2	0	0	0	0.0	
Bethune-Cookman	11/09/2024	*	20:14	4-6	.667	0-0	.000	1-1	1.000	1	3	4	4.0	2	1	2	1	0	9	4.5	
vs Saint Mary's (CA)	11/17/2024	*	20:34	0-1	.000	0-0	.000	0-0	.000	2	1	3	3.7	1	0	3	1	0	0	3.0	
at Creighton	11/22/2024	*	11:11	0-0	.000	0-0	.000	0-0	.000	1	5	6	4.3	4	0	0	0	1	0	2.3	
South Dakota	11/27/2024	*	21:11	6-6	1.000	0-0	.000	0-0	.000	1	4	5	4.4	2	1	0	0	1	12	4.2	
North Florida	12/01/2024	*	14:45	2-2	1.000	0-0	.000	1-2	.500	0	4	4	4.3	2	2	2	0	0	5	4.3	
at Michigan St.	12/07/2024	*	10:50	0-1	.000	0-0	.000	0-0	.000	1	1	2	4.0	4	0	1	0	1	0	3.7	
Indiana	12/13/2024	*	15:22	2-2	1.000	0-0	.000	0-0	.000	0	3	3	3.9	1	0	3	0	0	4	3.8	
vs Murray St.	12/22/2024	*	15:11	1-1	1.000	0-0	.000	0-0	.000	1	2	3	3.8	1	1	2	0	2	2	3.6	
at Hawaii	12/23/2024	*	21:07	3-4	.750	0-0	.000	0-0	.000	2	3	5	3.9	1	1	1	1	0	6	3.8	
vs Oregon St.	12/25/2024	*	15:53	0-0	.000	0-0	.000	0-0	.000	1	1	2	3.7	3	1	0	0	0	0	3.5	
Southern U.	12/30/2024	*	15:13	1-2	.500	0-0	.000	1-1	1.000	3	2	5	3.8	2	0	2	2	0	3	3.4	
UCLA	01/04/2025	*	15:18	1-1	1.000	0-0	.000	0-1	.000	1	2	3	3.8	1	0	0	0	1	2	3.3	
at Iowa	01/07/2025	*	16:34	2-2	1.000	0-0	.000	0-0	.000	0	2	2	3.6	2	2	0	0	0	4	3.4	
at Purdue	01/12/2025	*	14:36	2-2	1.000	0-0	.000	0-0	.000	1	0	1	3.5	1	1	1	1	0	4	3.4	
Rutgers	01/16/2025	*	16:34	3-3	1.000	0-0	.000	0-3	.000	3	3	6	3.6	1	2	0	1	0	6	3.6	
at Maryland	01/19/2025	*	03:46	0-0	.000	0-0	.000	0-0	.000	0	2	2	3.5	0	0	0	0	0	0	3.4	
Southern California	01/22/2025	*	11:31	0-0	.000	0-0	.000	0-0	.000	1	3	4	3.6	1	2	0	0	0	0	3.2	
at Oregon	02/02/2025		07:09	0-0	.000	0-0	.000	0-2	.000	1	0	1	3.4	1	0	0	1	1	0	3.0	
at Washington	02/05/2025		03:37	1-1	1.000	0-0	.000	0-0	.000	0	1	1	3.3	2	0	1	0	0	2	3.0	
Ohio St.	02/09/2025		07:15	1-1	1.000	0-0	.000	3-3	1.000	0	2	2	3.2	1	0	1	0	0	5	3.0	
Maryland	02/13/2025		18:23	0-0	.000	0-0	.000	2-2	1.000	2	2	4	3.3	3	1	1	1	0	2	3.0	
at Northwestern	02/16/2025		22:38	4-5	.800	0-0	.000	2-3	.667	0	7	7	3.4	1	0	2	2	0	10	3.3	
at Penn St.	02/19/2025		18:17	1-1	1.000	0-0	.000	0-0	.000	0	2	2	3.4	1	0	1	1	0	2	3.3	
Michigan	02/24/2025	*	12:11	0-1	.000	0-0	.000	2-2	1.000	1	7	8	3.6	3	0	2	0	0	2	3.2	
Minnesota	03/01/2025	*	09:36	0-0	.000	0-0	.000	1-6	.167	2	1	3	3.5	0	0	0	0	0	1	3.1	
vs Arizona St.	03/31/2025		05:08	0-0	.000	0-0	.000	1-2	.500	1	0	1	3.4	1	0	2	0	0	1	3.0	
vs Boise St.	04/05/2025		04:42	2-3	.667	0-0	.000	0-0	.000	2	0	2	3.4	1	0	0	0	0	4	3.1	
vs UCF	04/06/2025		08:14	0-0	.000	0-0	.000	0-0	.000	0	3	3	3.4	1	2	0	0	0	0	3.0	
Totals			20	387:17	36-47	.766	0-0	.000	14-31	.452	29	69	98	3.4	46	19	29	12	7	86	3.0

Player Averages

Games Played	Minutes/game	Points/game	FG Pct	3FG Pct	FT Pct	Rebounds/game	Assists/game	Turnovers/game	Assist/Turnover ratio	Steals/game	Blocks/game
29	13.4	3.0	76.6	0.0	45.2	3.4	0.7	1.0	0.7	0.2	0.4



HENRY BURT

SOPHOMORE • FORWARD • 6-7 • 222 • OMAHA, NEB. • ELKHORN SOUTH

- Third-year sophomore walk-on who provided depth in the frontcourt as he made four appearances in 2024-25
- Played the final minute of the win over South Dakota and the final 2:06 of the win over North Florida
- Had a basket as he played the final 1:40 in the win over FDU
- Saw action in seven games in 2023-24, tallying two points and three rebounds in 10 minutes of work
- Scored his first career basket against Florida A&M and grabbed rebounds against Florida A&M, Stony Brook and Michigan
- Helped Elkhorn South to a 16-9 record and the school's first-ever Class A (largest class) state tournament appearance in 2022
- Honorable-mention Class A all-state pick after averaging 12.6 points and 6.1 rebounds per game

2024-25 HONORS

- NU Scholar-Athlete Honor Roll (Fall, 2024)
- Academic All-Big Ten (2025)

MISC. STATS

Category	2024-25	Career
10+ Points	0	0
20+ Points	0	0
30+ Points	0	0
40+ Points	0	0
Double-Doubles	0	0
10+ Rebounds	0	0
10+ Assists	0	0
Led NU in Scoring	0	0
Led NU in Reb.	0	0
Led NU in Assists	0	0

SEASON/CAREER HIGHS

Points	
Season:	2, FDU (11/13/24)
College Career:	2, Two times (last, 11/13/24)
Rebounds	
Season:	
College Career:	1, Three times (last, 2/10/23)
Field Goals	
Season:	1, FDU (11/13/24)
College Career:	1, Two times (last, 11/13/24)
3-Point Field Goals	
Season:	
College Career:	None
Free Throws	
Season:	
College Career:	None
Free Throw Attempts	
Season:	
College Career:	2, Florida A&M (11/9/23)
Assists	
Season:	
College Career:	None
Steals	
Season:	
College Career:	None
Blocks	
Season:	
College Career:	None
Minutes Played	
Season:	1:40, FDU (11/13/24)
College Career:	2:37, Lindenwood (11/6/23)

CAREER STATS

			Field Goals			3-Point		F-Throws		Rebounds								Scoring		
SEASON	TEAM	GP-GS	MIN/AVG	FG-FGA	FG%	3FG-3FGA	3FG%	FT-FTA	FT%	OFF	DEF	TOT	AVG	PF-FO	A	TO	BLK	STL	PTS	AVG
2023-24	Nebr	7-0	10/1.4	1-2	.500	0-1	.000	0-2	.000	0	3	3	0.4	1-0	0	0	0	0	2	0.3
2024-25	Nebr	4-0	7/1.7	1-4	.250	0-1	.000	0-0	.000	0	0	0	0.0	1-0	0	0	0	0	2	0.5
TOTAL		11-0	16/1.5	2-6	.333	0-2	.000	0-2	.000	0	3	3	0.3	2-0	0	0	0	0	4	0.4

2024-25 GAME BY GAME

Opponent	Date	GS	MIN	Total		3-Pointers		Free throws		Rebounds				PF	A	TO	BLK	STL	PTS	AVG
				FG-FGA	PCT	3FG-3FGA	PCT	FT-FTA	PCT	OFF	DEF	TOT	AVG							
FDU	11/13/2024		01:40	1-2	.500	0-1	.000	0-0	.000	0	0	0	0.0	0	0	0	0	0	2	2.0
South Dakota	11/27/2024		00:56	0-0	.000	0-0	.000	0-0	.000	0	0	0	0.0	0	0	0	0	0	0	1.0
North Florida	12/01/2024		02:03	0-1	.000	0-0	.000	0-0	.000	0	0	0	0.0	1	0	0	0	0	0	0.7
Southern U.	12/30/2024		02:00	0-1	.000	0-0	.000	0-0	.000	0	0	0	0.0	0	0	0	0	0	0	0.5
Totals			0 06:39	1-4	.250	0-1	.000	0-0	.000	0	0	0	0.0	1	0	0	0	0	2	0.5

Player Averages

Games Played	Minutes/ game	Points/ game	FG Pct	3FG Pct	FT Pct	Rebounds/ game	Assists/ game	Turnovers/ game	Assist/Turnover ratio	Steals/ game	Blocks/ game
4	1.7	0.5	25.0	0.0	0.0	0.0	0.0	0.0	0.0	0.0	0.0



RIENK MAST

SENIOR • FORWARD • 6-10 • 260 • GRONINGEN, NETHERLANDS • BRADLEY

- All-Big Ten performer missed the entire 2024-25 season after knee surgery in May of 2024
- Was a third-team All-Big Ten honoree by the coaches, as he averaged 12.3 ppg, 7.5 rpg and 3.0 apg, leading NU in rebounding and assists
- Reached double figures 20 times in 2023-24, including a career-high 34 points vs. Ohio State, including six 3-pointers, along with 10 rebounds
- Totaled six double-doubles, which was the most by a Husker since 2007-08
- Spent the summer of 2023 playing for the Netherlands National Team as they tried to qualify for the 2024 Olympics. He averaged 6.0 points, 6.0 rebounds and 1.3 assists in the 2023 FIBA Olympic Pre-Qualifying Tournament and was second on the team in rebounds per game
- Played three seasons at Bradley, totaling 1,001 points and 657 rebounds after missing the 2019-20 season because of injury
- Earned first-team All-Missouri Valley Conference honors in 2022-23, leading Bradley in scoring (13.8 ppg) and rebounding (8.0 rpg) while shooting 51 percent from the floor and 35 percent from 3-point range.
- Graduated from Bradley with a degree in physics in May of 2023 and is working on a master's degree in applied science

2024-25 HONORS

- NU Scholar-Athlete Honor Roll (Fall, 2024)
- Academic All-Big Ten (2025)

MISC. STATS

Category	2024-25	Career*
10+ Points	0	76
20+ Points	0	12
30+ Points	0	2
40+ Points	0	0
Double-Doubles	0	26
10+ Rebounds	0	30
10+ Assists	0	0
Led NU in Scoring	0	6
Led NU in Reb.	0	15
Led NU in Assists	0	6

*Includes Bradley

SEASON/CAREER HIGHS

Points	
Season:	
College Career:	34, Ohio State (1/23/24)
Rebounds	
Season:	
College Career:	16, Florida A&M (11/9/23)
Field Goals	
Season:	
College Career:	13, Ohio State (1/23/24)
3-Point Field Goals	
Season:	
College Career:	6, Ohio State (1/23/24)
Free Throws	
Season:	
College Career:	7, Two times (last, 12/17/22)
Free Throw Attempts	
Season:	
College Career:	9, Two times (last, 12/17/22)
Assists	
Season:	
College Career:	8, Michigan (2/10/24)
Steals	
Season:	
College Career:	3, Two times (last, 12/22/22)
Blocks	
Season:	
College Career:	3, Two times (last, 3/3/23)
Minutes Played	
Season:	
College Career:	38, Three times (last, 2/1/24)

CAREER STATS

		Field Goals				3-Point			F-Throws		Rebounds								Scoring	
SEASON	TEAM	GP-GS	MIN/AVG	FG-FGA	FG%	3FG-3FGA	3FG%	FT-FTA	FT%	OFF	DEF	TOT	AVG	PF-FO	A	TO	BLK	STL	PTS	AVG
2020-21	BRAD	28-19	657/23.4	93-192	.484	33-92	.359	21-29	.724	46	118	164	5.9	43-0	37	33	13	8	240	8.6
2021-22	BRAD	31-31	852/27.5	138-290	.476	27-95	.284	57-82	.695	81	180	261	8.4	54-0	44	49	29	17	360	11.6
2022-23	BRAD	29-29	834/28.8	162-313	.518	24-68	.353	53-72	.736	64	168	232	8.0	62-0	70	52	15	18	401	13.8
2023-24	Nebr	32-32	951/29.7	148-342	.433	42-122	.344	57-68	.838	61	180	241	7.5	63-1	95	58	16	13	395	12.3
TOTAL FOR Nebr		32-32	951/29.7	148-342	.433	42-122	.344	57-68	.838	61	180	241	7.5	63-1	95	58	16	13	395	12.3
TOTAL		120-111	3294/27.5	541-1137	.476	126-377	.334	188-251	.749	252	646	898	7.5	222-1	246	192	73	56	1396	11.6

2024-25 GAME BY GAME

NEBRASKA 87, UTRGV 67



Official Basketball Box Score - Final
UTRGV at Nebraska
11/04/24 Pinnacle Bank Arena, Lincoln
2024-25 Men's Basketball

Game Time: 7:01 PM
Game Duration: 2:06
Attendance: 14,305

Officials: Kelly Pfeifer, Chad Barlow, Jourdan Love

UTRGV - 67

Record: 0-1

NO. Name		Min	FG MA	3P MA	FT MA	Rebounds OR DR TOT	Fouls FOULS FT	TP	AS	TO	ST	Blocks BS	BA	+/
3 Dekedran Thorn	F	25:41	4-10	3-7	0-0	0 3 3	4 1	11	1	4	0	0	1	-11
33 Tommy Gankhyuag	C	19:06	4-5	3-4	0-1	1 2 3	4 1	11	1	3	0	0	0	-8
10 Cliff Davis	G	30:11	4-12	4-10	0-0	2 5 7	3 0	12	0	1	0	0	1	-8
4 Hasan Abdul Hakim	G	28:55	2-7	0-4	0-0	1 6 7	3 2	4	6	1	2	0	0	-18
25 Trey Miller	G	22:27	2-6	0-3	2-2	1 1 2	4 3	6	1	7	0	0	0	-26
4 K.T. Raimery		27:47	5-13	2-8	2-2	0 1 1	0 4	14	0	1	1	0	0	-7
5 Howie Fleming Jr.		15:39	2-4	1-2	2-4	1 1 1	2 3	7	2	2	0	0	0	-8
12 Kwo Agwa		05:32	0-0	0-0	0 1 1	4 0	0 0	0	0	0	0	0	0	-5
23 Isaiah Barganier		03:21	0-2	0-0	0-0	0 0 0	1 0	0	0	0	1	0	0	-3
21 Marshal Destremau		10:45	0-0	0-0	0 2 2	4 2	2 1	0	0	1	0	0	0	0
2 Jaylen Washington		10:37	1-3	0-1	0-0	0 1 1	0 0	2	0	0	0	0	0	-6
Team						1 1 2	0 0	0	0	0	0	0	0	0
Totals			24-62	13-41	6-9	9 23 32	27 15	67	11	20	4	0	2	-20

Technical Fouls: NONE

Shooting By Period
1 st FG% 11-30 36.7%
3PT% 8-25 32.0%
FT% 6-9 66.7%
2 nd FG% 13-32 40.6%
3PT% 5-16 31.3%
FT% 0-0 0%
GMFG% 24-62 38.7%
3PT% 13-41 31.7%
FT% 6-9 66.7%

Dead Ball Rebounds: 1, 0

Nebraska - 87

Record: 1-0

NO. Name	Min	FG M-A	3P M-A	FT M-A	Rebounds CR DR	Fouls Foul P	TP	AS	TO	ST	Blocks	BS	BA
4 Juwan Gary	F 25:22	2-8	1-4	4-4	2 2 4	2 2 2	9	0	2	1	0	0	26
9 Berke Buyukuncel	F 26:35	3-4	0-0	0-0	1 5 6	3 1	6	2	1	2	0	0	21
34 Braxton Meah	C 10:17	0-2	0-0	0-3	1 3 4	2 3	0	2	2	0	0	0	5
3 Brice Williams	G 27:47	8-18	1-6	10-11	1 4 5	0 6	27	0	2	0	0	0	8
24 Rolife Worster	G 29:25	6-7	1-1	5-9	2 7 9	1 9	18	3	3	4	1	0	21
23 Andrew Morgan	20:22	3-6	0-0	4-6	2 3 5	3 4	10	0	0	0	0	0	6
0 Connor Essegian	23:16	4-5	3-4	2-2	0 4 4	1 2	13	2	2	1	0	0	15
2 Ahron Ulis	10:35	0-1	0-1	0-0	1 1 2	1 0	0	2	0	1	0	0	-1
12 Gavin Griffiths	13:59	2-5	0-3	0-0	1 2 3	1 0	4	0	0	0	1	0	4
1 Sam Holberg	12:23	0-1	0-0	0-0	0 0 0	1 0	0	1	0	0	0	0	-5
Team					0 0 0	0 0	0	0	0	0	0	0	0
Totals		28-57	6-19	25-35	11 31 42	15 27	87	11	13	9	2	0	20

Technical Fouls: NONE

Shooting By Period
1 st FG% 12-23 52.2%
3PT% 2-7 28.6%
FT% 16-23 69.6%
2 nd FG% 16-34 47.1%
3PT% 4-12 33.3%
FT% 9-12 75%
GMFG% 28-57 49.1%
3PT% 6-19 31.6%
FT% 25-35 71.4%

Dead Ball Rebounds: 5, 0

UTRGV	NEB
Biggest lead	2 (1 st 9:30) 20 (2 nd 0:18)
Best Scoring Run	7 (2 nd 9:14) 12 (2 nd 2:40)
Lead Changes	10
Times Tied	5
Time with Lead	03:21 33:20

Points from Turnovers	UTRGV	NEB
Paint	18	40
Second Chance	15	10
Fast Breaks	0	9
Bench	23	27

Period by Period Scoring
1 st 2 nd TOT
UTRGV 36 31 67
NEB 42 45 87

NEBRASKA 63, BETHUNE-COOKMAN 58



Official Basketball Box Score - Final
Bethune-Cookman at Nebraska
11/09/24 Pinnacle Bank Arena, Lincoln
2024-25 Men's Basketball

Game Time: 7:01 PM
Game Duration: 2:05
Attendance: 15,138

Officials: Jeffrey Anderson, Amy Bonner, Scott Brown

Bethune-Cookman - 58

Record: 0-2

NO. Name	Min	FG	3P	FT	Rebounds	Fouls	TP	AS	TO	ST	Blocks	BS	B+			
		M	M	M	OR	DR	TOT									
12 Jesus Carralero Martin	F 34:21	4-9	1-5	0-0	0	4	4	2	1	9	4	5	2	2	0	-8
15 Reggie Ward Jr.	F 25:14	2-5	2-1	4-5	2	5	7	5	3	9	0	3	0	1	1	4
22 Daniel Rouzan	F 15:34	2-5	0-1	0-0	0	0	2	2	2	0	4	0	0	0	0	-10
2 Brayon Freeman	G 22:47	3-11	2-6	0-0	0	3	3	1	1	8	0	3	2	0	1	-9
5 Gianni Hunt	G 35:32	4-8	2-4	0-0	3	3	6	3	3	10	4	6	0	0	0	-3
33 David Onanina	16:12	2-5	0-0	1-2	0	4	4	4	0	5	0	1	0	2	0	6
21 Jarrell Love	03:51	0-1	0-0	0-0	1	0	1	1	1	0	0	2	0	0	0	-7
32 Jerome Beya	04:19	0-1	0-0	0-0	0	0	0	2	0	0	0	0	0	0	1	-4
1 Trey Thomas	24:34	3-12	2-5	0-0	0	2	2	1	2	8	2	2	1	1	0	1
3 Seneca Willoughby	04:28	0-0	0-0	0-0	1	0	1	0	0	0	0	0	0	0	0	-2
10 Kali Camara	13:08	2-5	1-4	0-0	4	3	7	2	2	5	1	0	0	0	0	8
Team					1	1	2	0	0	0	0	0	0	0	0	0
Totals		22-62	9-26	5-7	12	27	39	23	13	58	11	22	5	5	4	-5

Technical Fouls: NONE

Shooting By Period
1 st FG% 10-28 35.7%
3PT% 4-10 40.0%
FT% 0 0 0%
2 nd FG% 12-34 35.3%
3PT% 5-16 31.3%
FT% 5-7 71.4%
GMFG% 22-62 35.5%
3PT% 9-26 34.6%
FT% 5-7 71.4%

Dead Ball Rebounds: 2, 0

Nebraska - 63

Record: 2-0

Nebraska - 63		Record: 2-0											
NO. Name	Min	FG	3P	FT	Rebounds	Fouls	TP	AS	TO	ST	Blocks	BS	BA
4 Juwan Gary	F 31:19	4-10	0-1	3-4	2 7 9	0 2	11	1	1	5	0	0	0
9 Berke Buyukuncel	F 25:31	2-6	0-3	2-2	2 5 7	0 3	6	0	1	0	2	0	8
34 Braxton Meah	C 20:14	4-6	0-0	1-1	1 3 4	2 2	9	1	2	0	1	0	-3
3 Brice Williams	G 25:54	2-6	2-4	4-5	1 2 3	3 6	10	2	6	1	0	1	-2
24 Rolife Worster	G 23:19	1-5	1-3	2-2	1 0 1	0 1	5	2	5	2	0	1	9
0 Connor Essegian	14:11	2-6	0-3	4-4	1 1 1	1 3	8	0	1	0	0	1	3
2 Ahron Ulis	16:41	1-5	0-3	3-4	3 2 5	2 2	5	1	0	0	0	0	-4
23 Andrew Morgan	11:15	2-4	0-0	2-3	0 3 3	2 3	6	0	2	0	1	1	8
12 Gavin Griffiths	13:12	1-2	1-2	0-0	2 2 2	3 0	3	3	0	0	0	0	7
1 Sam Holberg	18:24	0-5	0-3	0-1	0 2 2	1 1	0	1	0	3	0	1	-1
Team					2 1 3	0 0	0	0	0	0	0	0	0

Technical Fouls: Ulis 2nd 10:21

BEC	NEB
Biggest lead	6 (1 st 14:54) 16 (2 nd 13:55)
Best Scoring Run	8 (2 nd 10:21) 9 (2 nd 13:55)
Lead Changes	2
Times Tied	2
Time with Lead	08:34 26:17

Points from Turnovers	BEC	NEB
Paint	24	30
Second Chance	8	11
Fast Breaks	4	19
Bench	18	22

Period by Period Scoring
1 st 2 nd TOT
BEC 24 34 58
NEB 29 34 63

NEBRASKA 86, FDU 60



Official Basketball Box Score - Final
FDU at Nebraska
11/13/24 Pinnacle Bank Arena, Lincoln, Neb.
2024-25 Men's Basketball

Game Time: 7:01 PM
Game Duration: 1:57
Attendance: 14,473

Officials: Earl Walton, Michael Irving, Rob Kueneman

FDU - 60

Record: 1-3

NO. Name	Min	FG	3P	FT	Rebounds	Fouls	TP	AS	TO	ST	Blocks	BS	BA	+/
7 Bismark Nsiah	F 22:41	1-2	0-0	0-1	0 2 2	3 1	2	1	2	0	0	0	0	-10
13 Jo'el Emanuel	F 29:45	4-10	0-5	2-2	0 4 4	3 1	10	4	0	0	0	0	0	-15
2 Terrence Brown	G 35:55	9-18	2-4	3-4	0 8 8	2 6	23	1	4	3	0	2	20	-
8 Ahmed Barba-Bey	G 26:34	3-8	3-4	1-2	0 2 2	3 4	10	3	1	0	0	1	0	-27
20 Dylan Jones	G 32:19	4-11	2-8	0-0	2 1 3	0 0	10	1	2	0	1	0	0	-21
24 Brayden Reynolds	19:45	1-3	0-1	0-0	2 3 5	3 1	2	1	4	1	2	0	0	-8
21 Cameron Tweedy	15:43	1-4	0-0	1-2	1 3 3	2 3	1	1	2	0	3	0	0	-2
35 Jacob Warren	05:10	0-0	0-0	0-0	0 0 0	1 0	0	0	0	0	0	0	0	-15
1 Jameel Morris	07:00	0-1	0-1	0-0	0 0 0	1 0	0	0	1	0	0	0	0	-6
15 Josiah Morris	03:10	0-0	0-0	0-0	0 1 1	2 0	0	0	1	0	0	0	0	-3
5 Chidube Ekwommadu	01:58	0-0	0-0	0-0	0 0 0	0 0	0	0	0	0	0	0	0	-3
Team					1 2 3	0 0	0	1	0	0	0	0	0	0
Totals		23-57	7-23	7-11	7 24 31	21 15	60	12	17	6	3	6	6	-26

Technical Fouls: NONE

Shooting By Period
1 st FG% 14-32 43.8%
3PT% 3-10 30.0%
FT% 7-11 63.6%
2 nd FG% 14-33 42.4%
3PT% 4-13 30.8%
FT% 3-4 75%
GMFG% 23-57 40.4%
3PT% 7-23 30.4%
FT% 7-11 63.6%

Dead Ball Rebounds: 2, 0

Nebraska - 86

Record: 3-0

NO.	Name	Min	FG	3P	FT	Rebounds	Fouls	TP	AS	TO	ST	Blocks	BS	BA	+/
4	Juwan Gary	F 29:37	5-9	2-5	7-8	0 2 2	0 5	19	5	1	2	2	0	12	
9	Berke Buyuktuncel	F 25:16	4-6	1-3	3-4	3 4 7	3 2	12	3	1	0	1	0	16	
0	Connor Essegian	G 16:31	2-9	2-7	2-2	0 2 2	3 1	8	0	1	0	0	0	5	
3	Brice Williams	G 26:09	2-9	0-2	6-7	3 3 6	2 4	10	1	0	1	1	1	10	
24	Rolife Worster	G 19:13	3-8	0-2	2-2	1 3 4	0 2	8	1	1	1	0	0	7	
12	Gavin Griffiths	22:46	3-7	2-6	0-0	0 5 5	2 0	8	2	1	1	2	0	19	
1	Sam Holberg	23:20	1-4	0-0	0-0	2 3 5	0 1	2	3	1	3	0	1	22	
23	Andrew Morgan	07:26	1-2	0-0	2-3	1 1 2	2 3	4	0	1	0	0	0	3	
2	Ahron Ulis	19:38	4-5	0-1	0-1	0 3 3	3 2	8	3	1	1	0	0	14	
31	Gale Jacobsen	06:44	1-2	0-1	0-0	2 2 4	0 0	2	2	0	1	0	0	12	
8	Jeff Grace	01:40	1-2	0-0	1-1	1 0 1	0 1	3	0	0	0	0	0	1	5
35	Henry Hurt	01:40	1-2	0-1	0-0	0 0 0	0 0	2	0	0	0	0	0	0	5
Team						1 2	0	0	0	0	0	0	0	0	
			16-37	7-26	16-20	23	45	23	48	6	14	6	6	2	26

2024-25 BOXSCORES

NEBRASKA 74, NO. 14 CREIGHTON 63



Official Basketball Box Score - Final
Nebraska at #14 Creighton
11/29/24 CHI Health Center Omaha, Omaha
2024-25 Creighton Men's Basketball

Game Time: 7:01 PM
Game Duration: 2:11
Attendance: 18,475

Officials: Pat Driscoll, James Breeding, Keith Kimble

Nebraska - 74

Record: 4-1

NO. Name	Min	FG M-A	3P M-A	FT M-A	Rebounds OR DR TOT	Fouls PF FO	TP	AS	TO	ST	Blocks BS BA	+/-
4 Juwan Gary	F 33:43	6-13	2-5	2-2	2 5 7	3 1 16	1	0	2	0	0	11
9 Berke Buyuktuncel	F 22:26	4-7	1-3	3-4	1 8 9	4 3 12	2	2	2	0	0	8
34 Braxton Meah	C 11:11	0-0	0-0	0-0	1 5 6	4 1 0	0	0	1	0	0	9
3 Brice Williams	G 31:25	4-12	0-1	8-8	0 2 2	1 5 16	0	1	1	0	0	1
24 Rolie Worster	G 30:20	4-11	0-2	3-4	1 3 4	4 2 11	2	1	2	0	2	4
23 Andrew Morgan	18:36	1-3	0-1	0-2	2 2 4	2 2 2	3	1	1	0	0	1
0 Connor Essegian	21:20	4-6	1-2	6-9	0 2 2	0 4 15	0	0	0	0	0	1
2 Ahron Ulis	11:08	1-3	0-1	0-1	0 0 0	1 1 2	0	1	1	0	0	5
1 Sam Hoberg	14:53	0-1	0-0	0-0	0 2 2	3 0 0	0	0	0	0	1	0
12 Gavin Griffiths	03:52	0-1	0-0	0-0	0 1 1	0 0 0	0	0	1	0	0	0
31 Cale Jacobsen	01:06	0-0	0-0	0-0	0 0 0	0 0 0	0	0	0	0	0	5
Team					0 0 0	0 0 0						
Totals		24-57	4-16	22-30	7 30 37	22 19 74	8	7	10	1	3	11

Technical Fouls: NONE

#14 Creighton - 63

Record: 4-1

NO. Name	Min	FG M-A	3P M-A	FT M-A	Rebounds OR DR TOT	Fouls PF FO	TP	AS	TO	ST	Blocks BS BA	+/-
41 Isaac Traudt	F 14:50	0-2	0-0	0-0	0 3 3	0 0 0	0	0	1	0	0	-12
11 Ryan Kalkbrenner	C 38:37	0-1	0-1	4-8	5 6 11	4 10 4	2	1	0	1	0	-8
1 Steven Ashworth	G 35:28	4-13	4-13	4-4	0 1 1	2 4 16	4	7	0	0	0	-10
2 Pop Isaacs	G 34:30	7-18	5-12	6-8	0 7 7	4 4 25	1	3	1	0	0	-10
5 Jamiya Neal	G 35:16	4-8	1-4	1-1	0 4 4	2 1 10	4	2	2	1	0	-9
23 Mason Miller	14:33	0-3	0-3	0-0	2 2 2	4 0 0	0	1	2	0	0	3
13 Jackson McAndrew	17:10	2-6	2-6	2-0	0 5 5	2 1 8	0	0	0	0	1	2
33 Fredrick King	01:23	0-0	0-0	0-0	0 1 1	1 0 0	0	0	0	0	0	-3
0 Jaseen Green	07:01	0-0	0-0	0-0	0 0 0	0 2 0	0	0	0	1	0	-3
9 Ty Davis	00:40	0-1	0-1	0-0	0 0 0	0 0 0	0	0	0	0	0	-2
12 Shane Thomas	00:32	0-0	0-0	0-0	0 0 0	0 0 0	0	0	0	0	0	-3
Team					1 2 3	0 0 1						
Totals		17-52	12-42	17-23	8 29 37	19 22 63	12	17	4	3	1	-11

Technical Fouls: NONE

	NEB	CU
Biggest lead	18 (1 st 2:53)	0 (1 st 20:00)
Best Scoring Run	11 (1 st 2:53)	6 (1 st 1:32)
Lead Changes	0	
Times Tied	1	
Time with Lead	38:11	00:00

Points from	NEB	CU
Turnovers	22	7
Paint	28	10
Second Chance	9	3
Fast Breaks	4	12
Bench	19	8

Period by Period Scoring			
	1st	2nd	TOT
NEB	35	39	74
CU	24	39	63

Shooting By Period	
1 st FG%	7-25 28.0%
3PT%	5-20 25.0%
FT%	5-6 83.3%
2 nd FG%	10-27 37.0%
3PT%	7-22 31.8%
FT%	12-17 70.6%
GM FG%	17-52 32.7%
3PT%	12-42 28.6%
FT%	17-23 73.9%

Dead Ball Rebounds: 3.0

NEBRASKA 96, SOUTH DAKOTA 79



Official Basketball Box Score - Final
South Dakota at Nebraska
11/27/24 Private Bank Arena, Lincoln
2024-25 Men's Basketball

Game Time: 5:35 PM
Game Duration: 2:03
Attendance: 15,172

Officials: Brian Dorsey, Edwin Young, Brian McNitt

South Dakota - 79

Record: 6-3

NO. Name	Min	FG M-A	3P M-A	FT M-A	Rebounds OR DR TOT	Fouls PF FO	TP	AS	TO	ST	Blocks BS BA	+/-
54 Cameron Fens	C 24:12	3-5	0-0	2-2	2 1 3	1 1 8	1	0	0	1	0	-8
1 Kaleb Stewart	G 21:47	3-10	2-7	0-0	0 5 5	0 1 8	3	1	1	0	0	3
3 Max Burchill	G 14:03	1-1	0-0	0-0	1 0 1	1 0 2	1	4	0	0	0	-14
9 Chase Forte	G 21:16	7-14	3-7	3-4	0 0 0	3 2 20	0	3	1	0	0	-22
23 Paul Bruns	G 27:49	2-6	2-6	0-0	0 5 2	0 0 6	3	0	1	0	0	-2
11 Quadrire Bullock	25:27	5-12	0-3	6-8	2 1 3	1 6 16	1	2	3	0	1	-8
21 Jake Brack	12:54	0-1	0-1	0-2	0 1 1	1 3 1	0	0	0	0	0	2
12 Isaac Bruns	21:04	3-7	1-3	5-7	1 1 1	2 3 12	0	0	0	0	0	-7
32 Ashton Smith	12:56	0-0	0-0	0-0	1 5 6	2 0 0	0	1	0	1	0	-7
2 Shay Eberwein	16:38	2-4	0-1	3-4	1 2 3	2 2 7	3	1	0	1	0	0
0 Mayuom Buom	01:54	0-0	0-0	0-0	0 0 0	0 0 0	0	0	0	0	0	-3
Team					1 3 4	0 0 0						
Totals		26-60	8-28	19-27	9 24 33	16 16 79	12	12	6	3	2	-17

Technical Fouls: NONE

Nebraska - 96

Record: 5-1

NO. Name	Min	FG M-A	3P M-A	FT M-A	Rebounds OR DR TOT	Fouls PF FO	TP	AS	TO	ST	Blocks BS BA	+/-
4 Juwan Gary	F 02:22	0-1	0-1	0-0	0 1 1	0 0 0	0	0	0	0	0	0
9 Berke Buyuktuncel	F 12:29	2-3	0-1	2-2	3 3 6	0 1 6	3	3	1	0	0	11
34 Braxton Meah	C 21:11	6-6	0-0	0-0	1 4 5	0 0 12	1	4	0	1	0	0
3 Brice Williams	G 27:14	7-11	4-6	3-4	0 0 0	4 2 21	4	2	3	0	0	25
24 Rolie Worster	G 28:36	1-4	0-1	4-5	0 8 8	1 4 6	6	1	1	1	0	20
0 Connor Essegian	32:36	10-22	6-15	3-3	0 2 2	2 2 29	5	1	0	0	1	19
23 Andrew Morgan	17:53	1-3	1-1	5-6	4 3 7	1 4 8	2	1	0	1	0	13
1 Sam Hoberg	23:47	4-6	1-2	0-0	0 2 2	1 1 9	1	2	1	0	0	11
2 Ahron Ulis	11:24	1-4	1-2	0-1	1 1 2	0 0 3	1	2	1	0	1	-1
12 Gavin Griffiths	10:01	1-5	0-2	0-0	1 3 4	0 1 0	0	0	0	0	0	-9
31 Cale Jacobsen	10:35	0-3	0-2	0-0	0 1 1	1 1 2	0	1	0	0	0	-4
8 Jeff Grace	00:56	0-0	0-0	0-0	1 0 1	0 0 0	0	0	0	0	0	-2
35 Henry Burt	00:56	0-0	0-0	0-0	0 0 0	0 0 0	0	0	0	0	0	-2
Team					3 1 4	0 0 0						
Totals		33-68	13-33	17-21	14 29 43	16 16 96	24	12	10	2	3	17

Technical Fouls: NONE

	SDK	NEB
Biggest lead	0 (1 st 20:00)	23 (2 nd 17:35)
Best Scoring Run	7 (1 st 6:57)	10 (1 st 5:26)
Lead Changes	0	
Times Tied	1	
Time with Lead	00:00	39:28

Points from	SDK	NEB
Turnovers	18	12
Paint	36	38
Second Chance	13	7
Fast Breaks	7	12
Bench	35	51

Period by Period Scoring			
	1st	2nd	TOT
SDK	35	44	79
NEB	54	42	96

NEBRASKA 103, NORTH FLORIDA 72



Official Basketball Box Score - Final
North Florida at Nebraska
12/01/24 Private Bank Arena, Lincoln
2024-25 Men's Basketball

Game Time: 3:07 PM
Game Duration: 1:48
Attendance: 15,369

Officials: Keith Kimble, Verne Harris, Jason Phillips

North Florida - 72

Record: 5-3

NO. Name	Min	FG M-A	3P M-A	FT M-A	Rebounds OR DR TOT	Fouls PF FO	TP	AS	TO	ST	Blocks BS BA	+/-
10 Josh Harris	F 14:52	3-6	0-1	2-4	0 4 4	2 4 8	0	0	0	0	0	-17
0 Jasai Miles	G 29:17	6-16	2-8	0-1	1 7 8	2 1 14	3	1	1	0	1	-17
2 Nate Literas	G 25:47	6-9	4-7	1-1	1 2 3	5 2 17	0	1	0	0	0	-13
4 Jaylen Smith	G 21:48	3-6	2-5	4-4	1 1 2	3 12 6	5	0	0	0	0	-11
33 Oscar Berry	G 18:20	2-4	2-4	0-0	0 0 0	3 0 6	0	0	1	0	0	-8
7 Liam Murphy	19:16	3-12	3-10	1-2	1 4 5	1 1 10	0	0	0	0	1	-9
11 Karmir Onil	20:12	0-5	0-5	0-0	0 1 1	2 1 0	1	0	0	0	0	-21
3 Mason Lee	15:54	1-1	1-1	0-0	0 0 0	2 0 3	0	3	1	1	0	-13
55 Ametri Moss	18:12	1-3	0-0	0-0	2 3 5	0 0 2	3	3	0	0	1	-20
5 Dante Oliver	12:11	0-2	0-2	0-0	0 2 2	1 0 0	0	0	2	0	0	-16
24 Nestor Dyachok	04:11	0-1	0-0	0-0	0 0 0	1 1 0	0	0	0	0	0	-10
Team					3 2 5	0 0 0						
Totals		25-65	14-43	8-12	10 27 37	19 12 72	13	16	2	1	4	-31

Technical Fouls: NONE

Nebraska - 103

Record: 6-1

NO. Name	Min	FG M-A	3P M-A	FT M-A	Rebounds OR DR TOT	Fouls PF FO	TP	AS	TO	ST	Blocks BS BA	+/-
4 Juwan Gary	F 23:14	7-12	1-4	3-4	1 4 5	1 4 18	0	0	0	2	0	16
34 Braxton Meah	C 14:45	2-2	0-0	1-2	0 4 4	2 3 5	2	2	0	0	0	22
0 Connor Essegian	G 21:12	8-10	6-8	0-0	0 4 4	2 1 22	2	1	2	0	0	17
3 Brice Williams	G 31:01	6-11	2-5	3-3	0 1 1	1 4 17	6	1	0	0	0	21
24 Rolie Worster	G 15:56	2-4	0-0	0-0	0 2 2	0 0 4	3	0	0	0	0	12
23 Andrew Morgan	17:22	5-11	0-1	3-6	3 6 9	1 4 13	0	0	0	0	0	1
1 Sam Hoberg	15:32	3-3	1-1	0-0	0 3 3	0 0 7	1	0	4	0	0	14
2 Ahron Ulis	22:01	4-7	1-2	1-2	0 1 1	1 1 10	3	0	2	0	0	17
12 Gavin Griffiths	18:48	1-4	0-2	0-0	1 3 4	2 0 2	2	1	2	0	1	14
31 Cale Jacobsen	16:03	1-2	0-1	1-1	0 1 1	1 2 3	3	1	2	2	0	17
8 Jeff Grace	02:03	1-2	0-0	0-0	0 1 1	0 0 2	0	0	0	0	0	2
35 Henry Burt	02:03	0-1	0-0	0-0	0 0 0	0 0 0	0	0	0	0	0	2
Team					1 2 3	0 0 0						
Totals		40-69	11-24	12-16	6 32 38	12 19 103	22	6	12	4	1	31

Technical Fouls: NONE

	NFL	NEB
Biggest lead	3 (1 st 19:20)	31 (2 nd 1:41)
Best Scoring Run	7 (2 nd 14:15)	15 (1 st 14:40)
Lead Changes		1
Times Tied		1
Time with Lead	00:41	38:15

Points from	NFL	NEB
Turnovers	2	25
Paint	22	58
Second Chance	11	9
Fast Breaks	0	8
Bench	15	37

Period by Period Scoring			
	1st	2nd	TOT
NFL	32	40	72
NEB	53	50	103

NEBRASKA 85, INDIANA 68



Official Basketball Box Score - Final
Indiana at Nebraska
12/13/24 Pinnacle Bank Arena, Lincoln
2024-25 Men's Basketball

Game Time: 7:03 PM
Game Duration: 2:06
Attendance: 14,635

Officials: Earl Walton, Doug Simmons, Kelly Pfeifer

Indiana - 68

Record: 8-3 (1-1)

NO.	Name		Min	FG M-A	3P M-A	FT M-A	Rebounds OR DR TB	Fouls PF	TP	AS	TO	ST	Blocks BS	BA	+/-
5	Malik Reneau	F	19:42	3-6	0-1	6-8	2 1 3	3 4	4	12	1	0	0	0	-14
21	Mackenzie Mgbako	F	13:21	1-4	0-1	0-0	2 3 5	3 0	2	1	0	0	0	1	-5
11	Oumar Ballo	C	31:04	3-4	0-0	2-4	4 7 11	2 3	8	1	2	0	1	0	-16
1	Myles Rice	G	28:19	8-13	1-4	3-4	1 2 3	4 3	20	1	3	4	0	0	-20
32	Trey Galloway	G	32:26	3-12	3-9	1-2	1 0 1	1 2	10	3	2	0	0	0	-24
8	Bryson Tucker		24:36	1-9	1-5	2-2	2 3 5	0 3 5	5	0	1	1	0	0	1
9	Kanaan Carlyle		13:25	1-7	0-5	0-0	0 1 1	3 0	2	2	1	1	0	0	10
10	Luke Goode		27:14	3-10	3-10	0-0	2 2 4	3 1	9	1	0	1	1	0	-18
3	Anthony Leal		09:53	0-0	0-0	0-0	0 1 1	0 0	0	0	0	0	0	0	1
Team							1 0 1			0	0				
Totals				23-65	8-35	14-20	15 20 35	20 16	68	10	9	7	3	1	-17

Technical Fouls: NONE

Shooting By Period		
1 st FG%	13-29	44.8%
3PT%	5-15	33.3%
FT%	10-14	71.4%
2 nd FG%	10-36	27.8%
3PT%	3-20	15.0%
FT%	4-6	66.7%
GMFG%	23-65	35.4%
3PT%	8-35	22.9%
FT%	14-20	70.0%
Dead Ball Rebounds: 4, 0		

Nebraska - 85

Record: 7-2 (1-1)

NO.	Name	Min	FG	3P	FT	Rebounds	Fouls	TP	AS	TO	ST	Blocks	BS	BA			
			M-A	M-A	M-A	OR DR TOT	PF										
4	Juwan Gary	F 31:50	5-10	2-4	2-3	1 4 5	4	4	14	1	2	0	0	1			
9	Berke Buyuktuncel	F 20:04	2-3	1-1	0-0	0 5 5	3	0	5	3	2	0	0	3			
34	Braxton Meah	C 15:22	2-2	0-0	0-0	0 3 3	1	2	4	0	3	0	0	4			
3	Brice Williams	G 34:25	10-15	2-3	8-11	0 6 6	1	7	30	5	2	1	0	25			
24	Rollie Worster	G 18:20	2-3	0-1	0-0	0 2 2	3	1	4	2	1	1	0	18			
23	Andrew Morgan	17:56	4-5	0-0	2-4	3 2 5	2	2	10	1	1	1	0	9			
0	Connor Essegian	27:42	4-7	2-3	3-4	0 3 3	1	2	13	0	1	0	0	6			
2	Ahron Ulis	16:41	1-4	1-2	0-2	0 2 2	1	1	3	2	1	1	0	-7			
1	Sam Holberg	15:03	0-0	0-0	2-2	0 1 1	0	1	2	2	1	1	0	4			
31	Cale Jacobsen	02:37	0-0	0-0	0-0	0 1 1	0	0	0	0	0	0	0	2			
Team						2	0	2	0	0	0						
Totals			30-49	8-14	17-26	6	29	35	16	20	85	16	14	5	1	3	17

Technical Fouls: NONE

Period by Period Scoring		IND		NEB	
		1st	2nd	TOT	
Biggest lead	4 (1 st 11:09)	17 (2 nd 0:30)			
Best Scoring Run	8 (1 st 11:09)	10 (2 nd 3:31)			
Lead Changes	6				
Times Tied	5				
Time with Lead	05:08	32:49			
Points from		IND	NEB		
Turnovers		14	14		
Paint		24	36		
Second Chance		10	8		
Fast Breaks		12	4		
Bench		16	28		

NEBRASKA 66, MURRAY STATE 49



Official Basketball Box Score - Final
Nebraska at Murray St.
12/22/24 Simpfl Arena at Stan Sheriff Center, Honolulu
2024-25 Men's Basketball

Game Time: 4:00 PM
Game Duration: 1:54
Attendance: 5,049

Officials: Keith Kimble, John Floyd, Crystal Hogan

Nebraska - 66

Record: 8-2

NO.	Name	Min	FG	3P	FT	Rebounds	Fouls	TP	AS	TO	ST	Blocks	BS	BA	
			M-A	M-A	M-A	OR DR TOT	PF								
4	Juwan Gary	F 22:45	2-8	0-0	5-5	0 3 3	4	9	1	0	0	1	1	21	
9	Berke Buyuktuncel	F 25:31	3-6	0-2	0-0	2 7 9	2	6	0	1	1	1	1	6	
34	Braxton Meah	C 15:11	1-1	0-0	0-0	1 2 3	1	2	2	1	2	0	0	4	
3	Brice Williams	G 29:31	4-10	1-3	0-0	2 2 2	2	9	2	2	0	0	0	7	
24	Rollie Worster	G 23:46	4-5	0-1	3-4	1 6 7	2	5	11	1	2	0	0	7	
0	Connor Essegian	32:05	5-13	5-10	0-0	2 2 0	0	15	0	3	0	0	0	13	
23	Andrew Morgan	22:55	6-7	0-0	0-0	1 11 12	1	0	12	0	2	0	1	0	16
1	Sam Holberg	22:35	1-3	0-1	0-0	0 1 1	0	2	1	1	1	0	0	8	
31	Cale Jacobsen	05:41	0-0	0-0	0-0	0 0 0	0	0	0	1	0	0	0	3	
Team						1 0 1		0	0	1					
Totals			26-53	6-17	8-9	6 34 40	12 12	66	6	15	6	4	3	17	

Technical Fouls: NONE

Shooting By Period		
1 st FG%	14-26	50.0%
3PT%	3-8	37.5%
FT%	3-3	100%
2 nd FG%	12-25	48.0%
3PT%	3-9	33.3%
GMFG%	26-53	49.1%
3PT%	6-17	35.3%
FT%	8-9	88.9%
Dead Ball Rebounds: 2, 1		

Murray St. - 49

Record: 6-5

NO.	Name	Min	FG	3P	FT	Rebounds	Fouls	TP	AS	TO	ST	Blocks	BS	BA	+/-		
			M-A	M-A	M-A	OR DR TOT	PF										
23	Nick Ellington	F 21:21	0-2	0-0	1-4	1 4 5	2 3	1	0	0	0	1	0	0	-4		
0	Kylen Milton	G 33:52	7-15	3-7	2-4	0 4 4	4 1	19	1	1	2	0	1	2	-14		
7	AJ Ferguson	G 37:19	2-7	1-4	3-4	0 3 3	2 2	8	1	1	2	0	0	1	-8		
9	Terence Harcum	G 34:01	1-13	1-8	0-0	0 0 0	2 0	3	0	1	1	0	0	0	-11		
24	JaCobi Wood	G 34:18	3-11	1-5	0-0	1 2 3	0 0	7	5	5	0	0	0	1	-16		
13	Aiden Applewhite	09:31	1-2	1-2	2-2	0 1 1	3	5	0	0	0	0	0	0	-8		
2	Kyleon Lindsay	18:39	3-4	0-0	0-1	3 4 7	2	6	0	1	0	2	0	1	-13		
11	Justin Morgan	10:59	0-1	0-1	0-0	0 0 0	0 0	0	0	1	0	0	0	0	-11		
Team						2	1	3			0	0					
Totals			17-55	7-27	8-15	7	19	26	12	12	49	7	10	5	3	4	-17

Technical Fouls: NONE

Period by Period Scoring		NEB		MURRAY	
		1st	2nd	TOT	
Biggest lead	23 (2 nd 18:50)	0 (1 st 20:00)			
Best Scoring Run	16 (1 st 9:05)	7 (1 st 7:44)			
Lead Changes	0				
Times Tied	0				
Time with Lead	38:44	00:00			
Points from		NEB	MURRAY		
Turnovers		7	7		
Paint		32	18		
Second Chance		8	9		
Fast Breaks		4	7		
Bench		29	11		

NEBRASKA 69, HAWAII 55



Official Basketball Box Score - Final
Nebraska at Hawaii
12/23/24 Simpfl Arena at Stan Sheriff Center, Honolulu
2024-25 Men's Basketball

Game Time: 6:30 PM
Game Duration: 1:57
Attendance: 4,511

Officials: Bart Lennox, Edwin Young, Anthony Burris

Nebraska - 69

Record: 9-2

NO.	Name	Min	FG M-A	3P M-A	FT M-A	Rebounds OR DR TOT	Fouls PF	TP	AS	TO	ST	Blocks BS	BA	+/-			
4	Juwan Gary	F 31:01	8-10	3-4	2-2	1 3 4	4 2 21	0	3	1	2	0	9				
9	Berke Buyuktuncel	F 27:42	1-7	0-3	0-1	4 5 9	2 2 2	1	0	3	1	0	16				
34	Braxton Meah	C 21:07	3-4	0-0	0-0	2 3 5	1 2 6	1	1	0	1	0	14				
3	Brice Williams	G 33:33	10-18	4-5	8-8	0 2 2	1 6 32	3	2	2	0	0	14				
24	Rollie Worster	G 32:43	2-9	0-3	0-0	0 1 4	5 1 4	3	0	0	0	0	16				
0	Connor Essegian	20:48	1-4	0-1	0-0	1 1 2	0 0 2	0	0	0	0	0	5				
1	Sam Holberg	20:35	1-2	0-1	0-0	0 0 0	1 2 2	1	1	1	0	0	4				
23	Andrew Morgan	12:01	0-1	0-0	0-0	0 1 1	3 0 0	1	0	1	0	0	-3				
31	Cale Jacobsen	00:31	0-0	0-0	0-0	0 0 0	0 0 0	0	0	0	0	0	-3				
Team																	
Totals			26-55	7-17	10-11	9	19	28	13	15	69	10	12	8	4	1	14

Technical Fouls: NONE

Shooting By Period		
1 st FG%	10-28	35.7%
3PT%	5-12	41.7%
FT%	4-5	80%
2 nd FG%	16-27	59.3%
3PT%	6-6	100%
FT%	6-6	100%
GMFG%	26-55	47.3%
3PT%	7-17	41.2%
FT%	10-11	90.9%
Dead Ball Rebounds: 3, 2		

Hawaii - 55

Record: 7-4

NO.	Name	Min	FG	3P	FT	Rebounds	Fouls	TP	AS	TO	ST	Blocks	BS	BA
-----	------	-----	----	----	----	----------	-------	----	----	----	----	--------	----	----

2024-25 BOXSCORES

NEBRASKA 77, SOUTHERN 43



Official Basketball Box Score - Final
Southern U. at Nebraska
12/30/24 Pinnacle Bank Arena, Lincoln
2024-25 Men's Basketball

Game Time: 8:10 PM
Game Duration: 1:59
Attendance: 14,855

Officials: Earl Walton, Anthony Burris, Daniel Nguyen

Southern U. - 43

Record: 5-8

NO. Name	Min	FG M-A	3P M-A	FT M-A	Rebounds OR DR TOT	Fouls PF FD	TP	AS	TO	ST	Blocks BS BA	+/-		
1 Da'Marion Jones	F 24:42	1-5	0-1	0-2	2 2 4	2 3	2	1	1	0	1	0	-27	
8 Dionjah Thomas	F 19:08	3-7	0-0	0-1	4 0 4	4 2	6	0	1	1	0	2	-7	
2 Joe Manning	G 15:08	1-6	0-1	0-2	1 3 4	4 2	2	3	0	0	0	1	-5	
4 Derrick Tezeno	G 25:51	3-5	0-0	0-0	2 4 3	3 6	1	4	8	1	2	2	0	-27
11 Jordan Johnson	G 15:59	0-7	0-6	1-2	0 3 3	0 1	1	0	0	0	0	0	-17	
0 Brentley Noel	G 13:30	1-4	0-1	1-2	2 0 2	2 2	3	0	0	1	1	1	-18	
0 Andre Nunley	24:52	0-3	0-2	0-1	2 6 8	1 2	0	2	0	3	0	0	-20	
3 Cam Ambrose	22:16	1-9	0-4	0-0	0 0 0	0 2	0	2	2	0	0	0	-26	
12 AJ Barnes	07:22	0-1	0-0	0-0	0 1 1	1 0	0	1	1	1	0	0	-9	
24 PJ Dobiul	16:54	2-6	0-0	0-2	0 4 4	0 1	6	0	1	1	2	1	-8	
5 Jayce Depron	14:18	5-14	3-9	0-0	0 0 0	0 0	13	0	0	0	0	0	-6	
Team					3 0 3		0							
Totals		17-67	3-24	6-16	17 22 39	17 17	43	10	8	9	4	5	-34	

Technical Fouls: NONE

Nebraska - 77

Record: 11-2

NO. Name	Min	FG M-A	3P M-A	FT M-A	Rebouts OR DR TOT	Fouls PF FD	TP	AS	TO	ST	Blocks BS BA	+/-	
4 Juwan Gary	F 22:52	3-8	1-4	2-4	0 2 2	3 2	9	3	0	1	0	1	16
9 Berke Buyuktuncel	F 29:39	2-7	1-5	1-2	1 8 9	1 2	6	1	1	0	2	0	30
34 Braxton Meah	C 15:13	1-2	0-0	1-1	3 2 5	2 5	3	0	2	0	2	0	10
3 Brice Williams	G 29:45	3-5	1-3	4-5	1 6 7	2 2	11	4	5	1	0	0	22
24 Rollee Worster	G 26:33	3-7	2-3	0-1	1 3 4	0 2	8	6	0	0	0	0	18
0 Connor Essegian	26:45	6-13	6-12	2-2	0 6 6	4 1	20	3	0	3	0	0	13
23 Andrew Morgan	14:55	4-5	0-0	2-3	1 2 3	1 2	10	1	1	0	0	0	12
1 Sam Holberg	17:29	1-2	0-1	0-0	0 4 4	3 1	2	5	1	0	0	0	12
31 Cale Jacobsen	08:57	0-0	0-0	0-0	0 2 2	0 0	0	2	1	1	0	0	14
12 Gavin Griffiths	03:54	3-3	2-2	0-0	0 2 2	1 0	8	0	0	0	1	0	9
8 Jeff Grace	02:00	0-0	0-0	0-0	0 0 0	0 0	0	0	0	0	0	0	7
35 Henry Burt	02:00	0-1	0-0	0-0	0 0 0	0 0	0	0	0	0	0	1	7
Team					1 3 4		0						
Totals		26-53	13-30	12-18	8 40 48	17 17	77	22	14	3	5	4	34

Technical Fouls: NONE

	SOU	NEB
Biggest lead	0 (1 st 20:00)	34 (2 nd 0:11)
Best Scoring Run	9 (2 nd 5:49)	11 (1 st 5:08)
Lead Changes	0	
Times Tied	0	
Time with Lead	00:00	39:04

Points from	SOU	NEB
Turnovers	8	9
Paint	22	22
Second Chance	12	5
Fast Breaks	6	7
Bench	24	40

Period by Period Scoring			
	1st	2nd	TOT
SOU	15	28	43
NEB	39	38	77

NEBRASKA 66, NO. 15 UCLA 58



Official Basketball Box Score - Final
UCLA at Nebraska
01/06/25 Pinnacle Bank Arena, Lincoln
2024-25 Men's Basketball

Game Time: 1:10 PM
Game Duration: 2:11
Attendance: 15,167

Officials: Paul Szek, Randy Richardson, D.J. Christensen

UCLA - 58

Record: 11-3 (2-1)

NO. Name		Min	FG M-A	3P M-A	FT M-A	Rebounds OR DR TOT	Fouls PF FD	TP	AS	TO	ST	Blocks BS BA	+/	
34 Tyler Bilodeau	F	33:12	6-9	1-3	2-2	1 4 5	3 2	15	0	1	0	0	-2	
0 Kobe Johnson	G	32:31	3-9	1-6	1-1	2 9 11	5 1	8	3	2	1	0	3	
2 Dylan Andrews	G	18:39	1-6	0-4	0-0	0 3 3	3 0	2	1	4	0	0	-4	
12 Sebastian Mack	G	28:28	3-11	0-4	3-5	1 2 3	5 7	9	6	4	3	0	2	
55 Skyy Clark	G	30:41	4-8	0-3	1-1	2 1 3	3 2	9	1	1	0	0	-8	
1 Trent Perry		09:37	0-1	0-0	0-0	0 1 1	0 0	0	0	1	0	0	-10	
15 Aday Mara		11:05	2-2	0-0	1-2	0 1 1	2 1	5	1	0	1	2	0	
8 Dominick Harris		08:29	0-2	0-2	0-0	0 1 1	2 1	0	0	2	0	0	-9	
10 Lazar Stefanovic		27:19	3-9	2-6	2-2	0 4 4	1 2	10	1	0	0	0	-12	
Team						0 2 2		0	0					
Totals			22-57	4-28	10-13	6 28 34	24 16	58	13	15	5	2	1	-8

Technical Fouls: NONE

Nebraska - 66

Record: 12-2 (2-1)

NO. Name		Min	FG M-A	3P M-A	FT M-A	Rebounds OR DR TOT	Fouls PF FD	TP	AS	TO	ST	Blocks BS BA	+/
4 Juwan Gary	F	28:04	3-7	3-5	1-2	1 3 4	2 2	10	0	1	2	1	1 5
9 Berke Buyuktuncel	F	22:30	1-8	1-3	1-2	3 6 9	4 2	4	0	3	0	0	0 -2
34 Braxton Meah	C	15:18	1-1	0-0	0-1	1 2 3	1 2	0	0	0	1	0	0 -11
3 Brice Williams	G	33:24	2-12	1-5	11-12	0 6 6	1 8	16	2	3	1	0	1 0 -1
24 Rollee Worster	G	26:40	3-9	1-3	4-4	0 4 4	1 2	11	2	0	0	0	0 0 3
0 Connor Essegian		20:41	0-6	0-6	2-2	0 3 3	0	1	2	3	1	2	0 0 24
23 Andrew Morgan		21:01	4-5	0-1	4-4	2 1 3	4	6	12	1	5	1	0 0 10
1 Sam Holberg		22:22	2-3	1-2	2-2	0 3 3	2 1	7	2	0	3	0	0 0 11
2 Ahron Uls		09:19	1-1	0-0	0-0	0 0 0	0	1	2	1	0	0	0 0 1
31 Cale Jacobsen		00:42	0-0	0-0	0-0	0 0 0	0	0	0	0	0	0	0 0 0
Team						2 2 4		0					
Totals			17-52	7-25	25-29	9 30 39	16 24	66	11	13	10	1 2	8

Technical Fouls: NONE

	UCL	NEB
Biggest lead	7 (1 st 16:30)	13 (2 nd 7:15)
Best Scoring Run	15 (1 st 5:09)	15 (1 st 9:56)
Lead Changes	9	
Times Tied	4	
Time with Lead	13:33	21:24

Points from	UCL	NEB
Turnovers	13	17
Paint	26	20
Second Chance	2	11
Fast Breaks	6	10
Bench	15	23

Period by Period Scoring			
	1st	2nd	TOT
UCL	24	34	58
NEB	24	42	66

IOWA 97, NEBRASKA 87 (OT)



Official Basketball Box Score - Final
Nebraska at Iowa
01/07/25 Carver-Hawkeye Arena, Iowa City, Iowa
2024-25 Men's Basketball

Game Time: 7:00 PM
Game Duration: 2:16
Attendance: 7,812

Officials: Tim Connor, Michael Reed, Jason Phillips

Nebraska - 87

Record: 12-3 (2-2)

NO. Name		Min	FG M-A	3P M-A	FT M-A	Rebounds OR DR TOT	Fouls PF FD	TP	AS	TO	ST	BS BA	+/	
4 Juwan Gary	F	36:17	5-21	0-3	3-4	8 5 13	4 2	13	1	2	2	1	2	-4
9 Berke Buyuktuncel	F	18:43	3-5	1-1	1-3	1 2 3	1 3	8	2	1	2	2	0	-9
34 Braxton Meah	C	16:34	2-2	0-0	0-0	0 2 2	2 1	4	2	0	0	0	0	1
3 Brice Williams	G	38:31	10-20	4-9	4-4	0 4 4	3 3	28	2	3	2	0	3	-8
24 Rollee Worster	G	35:29	6-9	0-1	2-7	1 3 4	2 5	14	1	1	2	1	0	-6
23 Andrew Morgan		20:27	3-5	1-2	1-2	2 2 4	0 2	8	0	0	0	0	0	-9
0 Connor Essegian		24:59	2-7	2-6	0-0	1 3 4	3 0	6	2	0	2	0	1	-4
1 Sam Holberg		25:19	2-2	1-1	1-2	0 5 5	5 1	6	3	4	1	0	0	-7
2 Ahron Uls		07:23	0-0	0-0	0-0	0 0 0	0 0	0	1	1	0	0	0	-7
31 Cale Jacobsen		01:06	0-0	0-0	0-0	0 0 0	0 0	0	0	2	0	0	0	-5
8 Jeff Grace		00:12	0-0	0-0	0-0	0 0 0	1 0	0	0	0	0	0	0	-1
Team						1 1 2		0						
Totals			33-71	9-23	12-22	14 27 41	21 17	87	14	14	11	4	6	10
Technical Fouls: NONE														

Technical Fouls: NONE

Iowa - 97

Record: 11-4 (2-2)

NO. Name	Min	MA	MA	MA	OR	DR	3P	2P	TP	AS	TO	ST	BL	BA	+/	
13 Ladi Dembele	F 12:18	0-0	0-0	0-0	0	1	2	3	3	0	1	0	0	0	-5	
20 Payton Sandfort	F 35:07	8-15	6-10	8-9	0	6	6	6	4	5	30	4	4	1	1	9
32 Owen Freeman	F 38:34	5-12	0-1	5-6	3	5	8	5	3	15	1	1	1	4	1	20
2 Brock Harding	G 38:41	1-8	1-5	5-6	1	3	4	2	6	8	7	6	0	0	0	11
4 Josh Dix	G 44:38	10-14	7-10	4-4	0	6	6	0	2	31	7	1	4	1	1	10
7 Seydou Traore	10:34	1-1	0-0	0-0	0	0	0	0	0	2	0	1	0	0	0	-4
24 Pryce Sandfort	34:46	4-11	3-9	0-0	1	3	4	1	1	11	3	0	1	0	0	15
14 Carter Kingsbury	08:58	0-0	0-0	0-0	0	2	2	2	2	0	0	0	0	0	0	-10
0 Even Brauns	01:23	0-0	0-0	0-0	0	0	0	0	0	0	0	0	0	0	0	-4
Team					0	3	3		0	0						
Totals		29-61	17-35	22-25	6	30	36	17	21	97	23	13	7	6	4	10

Technical Fouls: NONE

	NEB	IOWA								
Biggest lead	15 (2 nd 14:54)	11 (1 st OT 3:33)	Points from	NEB	IOWA	Period by Period Scoring				
			Turnovers	15	15					
Best Scoring Run	14 (1 st 3:04)	9 (1 st OT 3:04)	Paint	42	22		1st	2nd	OT1	TOT
Lead Changes	6		Second Chance	12	11	NEB	34	42	11	87
Times Tied	5		Fast Breaks	9	13					
Time with Lead	22:18	18:56	Bench	20	13	IOWA	31	45	21	97

NO. 20 PURDUE 104, NEBRASKA 68



Official Basketball Box Score - Final
Nebraska at Purdue
01/12/25 Mackey Arena, West Lafayette
2024-25 Men's Basketball

Game Time: 12:00 PM
Game Duration: 1:43
Attendance: 14,876

Officials: Jeffrey Anderson, Doug Simons, Kevin Bril

Nebraska - 68

Record: 12-4 (2-3)

NO.	Name	Min	FG M-A	3P M-A	FT M-A	Rebounds OR DR TOT	Fouls PF FD	TP	AS	TO	ST	Blocks BS BA	+/-			
4	Juwan Gary	F 28:48	4-10	0-5	2-2	1 0 1	2 1	10	0	2	0	0	1	-27		
9	Robert Bayraktuncel	F 25:13	2-10	0-3	0-0	0 0 0	0 0 0	8	1	2	0	0	0	-14		
34	Braxton Meech	C 14:36	2-2	0-0	0	1 0 1	1 2	4	1	1	0	1	0	-14		
3	Brice Williams	G 29:03	2-8	0-2	5-5	1 4 5	0 2 9	9	4	4	1	0	0	-24		
24	Rollie Worster	F 15:27	2-4	0-2	1	0 2 2	1 1 5	1	1	0	0	0	0	-19		
23	Andrew Morgan	16:45	1-3	0-0	0	0 0 0	1 0 2	2	1	3	0	0	2	-15		
0	Connor Essegian	21:46	6-13	3-10	2-3	0 5 5	0 3 17	3	2	1	0	0	0	-21		
1	Sam Holberg	23:00	3-3	1-1	0-0	1 0 1	2 0 7	4	1	0	0	0	0	-17		
2	David Utecht	15:26	3-4	1-1	0-0	0 0 0	0 0 0	0	0	0	0	0	0	-14		
2	Janin Griffiths	05:46	0-2	0-2	0	0 0 0	0 0 0	0	1	0	0	0	0	-17		
31	Cale Jacobsen	02:47	0-0	0-0	0	0 0 0	1 0 0	0	0	0	0	0	0	-2		
8	Jeff Grace	01:18	0-0	0-0	0	0 0 0	0 0 0	0	0	1	0	0	0	-1		
Team					0	2	0	0	0	0						
Totals			26-54	6-27	10-11	4	16	20	10	9	58	15	9	2	3	-36

RUTGERS 85, NEBRASKA 82



Official Basketball Box Score - Final
Rutgers at Nebraska
01/16/25 Pinnacle Bank Arena, Lincoln
2024-25 Men's Basketball

Game Time: 8:10 PM
Game Duration: 2:12
Attendance: 13,999

Officials: Terry Oglestey, Todd Austin, Delore Carr

Rutgers - 85

Record: 10-8 (3-4)

NO. Name	Min	FG M-A	3P M-A	FT M-A	Rebounds OR DR TOT	Fouls PF FD	TP	AS	TO	ST	Blocks BS BA	+/-
9 Dylan Grant	F 22:19	7-8	1-1	0-0	2 1 3	2 0	15	0	0	0	1 0	-10
24 Lathan Sommerville	C 14:54	1-4	0-0	0-0	0 0 0	4 1	2	0	1	0	0 0	-15
2 Dylan Harper	G 35:01	8-17	3-8	2-5	1 4 5	3 4	21	4	4	1	0 0	0
4 Ace Bailey	G 35:54	8-16	4-7	4-6	4 7 11	4 5	24	4	3	1	3 2	1
5 Tyson Acuff	G 08:08	0-2	0-0	0-0	1 0 1	0 0	0	0	0	0	0 0	-11
25 Jeremiah Williams	20:36	3-7	1-5	0-0	3 0 3	2 1	7	3	0	1	0 0	11
99 Zach Martini	18:12	4-5	3-4	0-0	1 1 2	1 0	11	1	0	0	1 0	14
1 Jamichael Davis	12:13	0-4	0-1	0-0	0 0 0	1 0	0	2	0	0	1 0	2
21 Emmanuel Ogbole	24:13	1-1	0-0	0-2	4 7 11	2 2	2	2	0	1	0 0	17
0 Jordan Derkack	08:30	1-3	0-1	1-1	1 2 3	1 2	3	0	0	0	0 0	6
Team					0 1 1	0	0					
Totals		33-67	12-29	7-14	17 23 40	20 15	85	16	8	4	6 2	3

Technical Fouls: NONE

Shooting By Period		
1 st FG%	16-32	50.0%
3PT%	5-11	45.5%
FT%	3-5	60%
2 nd FG%	17-35	48.6%
3PT%	7-18	38.9%
FT%	4-9	44.4%
GM FG%	33-67	49.3%
3PT%	12-29	41.4%
FT%	7-14	50.0%

Dead Ball Rebounds: 1, 0

Nebraska - 82

Record: 12-5 (2-4)

NO. Name	Min	FG M-A	3P M-A	FT M-A	Rebounds OR DR TOT	Fouls PF FD	TP	AS	TO	ST	Blocks BS BA	+/-
4 Juwan Gary	F 33:54	6-13	2-6	6-8	2 5 7	1 5	20	1	0	2	0 0	0
9 Berke Buyuktuncel	F 21:16	0-4	0-2	0-0	2 1 3	4 0	0	2	2	0	0 1	10
34 Braxton Meah	C 16:34	3-3	0-0	0-3	3 3 6	1 5	6	2	2	0	1 0	9
3 Brice Williams	G 35:22	8-15	3-7	2-2	1 3 4	1 2	21	3	2	0	1 1	-3
24 Rollie Worster	G 26:35	1-4	0-0	8-10	1 6 7	3 5	10	5	1	1	0 1	14
1 Sam Holberg	16:49	0-1	0-0	0-0	1 0 1	2 0	0	3	1	1	0 0	-14
23 Andrew Morgan	19:18	5-9	0-0	1-3	2 2 4	1 2	11	0	0	0	0 0	-11
0 Connor Essegian	23:38	4-11	4-7	0-0	2 2 2	1 0	12	1	0	0	0 2	-10
2 Ahron Ulis	06:23	1-2	0-0	0-1	2 0 2	1 1	2	0	0	1	0 0	-8
8 Jeff Grace	00:10	0-0	0-0	0-0	0 0 0	0 0	0	0	0	0	0 0	-2
Team					5 1 6	0	1					
Totals		28-62	9-22	17-27	19 23 42	15 20	82	17	7	5	2 6	-3

Technical Fouls: NONE

Shooting By Period		
1 st FG%	11-30	36.7%
3PT%	4-12	33.3%
FT%	11-15	73.3%
2 nd FG%	17-32	53.1%
3PT%	5-10	50.0%
FT%	6-12	50%
GM FG%	28-62	45.2%
3PT%	9-22	40.9%
FT%	17-27	63.0%

Dead Ball Rebounds: 2, 0

RUT		NEB		Points from Turnovers		RUT		NEB		Period by Period Scoring	
Biggest lead	5 (2 nd 2:22)	9 (1 st 13:40)		Turnovers	12	8	1st	2nd	TOT		
Best Scoring Run	9 (2 nd 2:22)	8 (2 nd 17:32)		Paint	40	30	RUT	40	45	85	
Lead Changes	13			Second Chance	19	25	NEB	37	45	82	
Times Tied	10			Fast Breaks	8	6					
Time with Lead	09:29	24:02		Bench	23	25					

MARYLAND 69, NEBRASKA 66



Official Basketball Box Score - Final
Nebraska at Maryland
01/16/25 XFINITY Center, College Park
2024-25 Men's Basketball

Game Time: 12:00 PM
Game Duration: 1:59
Attendance: 11,069

Officials: Michael Irving, Kelly Pfeifer, Thomas Nunez

Nebraska - 66

Record: 12-6 (2-5)

NO. Name	Min	FG M-A	3P M-A	FT M-A	Rebounds OR DR TOT	Fouls PF FD	TP	AS	TO	ST	Blocks BS BA	+/-
4 Juwan Gary	F 34:58	3-9	0-2	0-0	2 5 7	2 1	6	0	2	1	1 2	0
9 Berke Buyuktuncel	F 22:48	3-5	2-2	0-1	1 3 4	5 2	8	0	2	0	0 0	3
34 Braxton Meah	C 03:46	0-0	0-0	0-0	0 2 2	0 0	0	0	0	0	0 0	-4
3 Brice Williams	G 32:46	6-14	0-3	2-2	1 3 4	2 3	14	3	2	3	1 1	-9
24 Rollie Worster	G 24:54	2-5	0-0	0-0	0 1 1	1 0	4	1	1	1	0 1	-8
0 Connor Essegian	12:55	2-4	0-0	0-0	0 1 1	0 1	6	0	2	0	0 0	-3
23 Andrew Morgan	24:05	7-12	0-2	3-6	1 4 5	0 4	17	0	3	1	0 2	-7
1 Sam Holberg	16:21	3-3	2-2	0-0	0 1 1	3 0	8	1	0	0	0 0	7
2 Ahron Ulis	27:27	1-6	0-1	1-2	0 4 4	1 2	3	10	1	2	0 2	6
Team					4 3 7	0	0					
Totals		27-58	6-16	6-11	9 27 36	14 13	66	15	13	8	2 8	-3

Technical Fouls: NONE

Shooting By Period		
1 st FG%	15-27	55.6%
3PT%	3-6	50.0%
FT%	2-2	100%
2 nd FG%	12-31	38.7%
3PT%	3-10	30.0%
FT%	4-9	44.4%
GM FG%	27-58	46.6%
3PT%	6-16	37.5%
FT%	6-11	54.5%

Dead Ball Rebounds: 3, 0

Maryland - 69

Record: 14-5 (4-4)

NO. Name	Min	FG M-A	3P M-A	FT M-A	Rebounds OR DR TOT	Fouls PF FD	TP	AS	TO	ST	Blocks BS BA	+/-
9 Seltion Miguel	F 29:55	5-14	3-8	0-0	0 1 1	1 0	13	3	2	0	1 0	3
10 Julian Reese	F 32:05	4-8	0-0	0-0	2 8 10	4 2	8	1	0	2	4 0	5
25 Denik Queen	C 26:40	0-4	0-0	0-4	2 5 7	1 4	3	2	3	0	0 1	-11
0 Ja/Kobi Gillespie	G 36:28	8-15	5-9	1-2	0 0 0	2 2	22	5	2	4	0 0	8
1 Rodney Rice	G 32:16	5-10	2-7	3-4	1 1 2	1 3	15	2	2	1	1 0	6
8 Jayhton Young	09:50	0-0	0-0	0-0	0 1 1	0 0	0	1	0	0	0 0	-5
5 DeShawn Harris-Smith	11:58	1-1	0-0	0-0	0 1 1	0 0	2	1	1	0	0 0	-2
6 Tafari Gapare	09:38	2-4	0-1	0-0	0 1 1	2 0	4	0	1	0	0 0	1
22 Jordan Geronimo	11:10	1-2	0-0	0-2	3 4 7	1 3	2	0	0	0	2 0	11
Team					0 2 2	0	1					
Totals		26-58	10-25	7-12	8 24 32	13 14	69	15	12	8	6 2	3

Technical Fouls: NONE

Shooting By Period		
1 st FG%	13-28	46.4%
3PT%	6-13	46.2%
FT%	5-7	71.4%
2 nd FG%	13-30	43.3%
3PT%	4-12	33.3%
FT%	2-5	40%
GM FG%	26-58	44.8%
3PT%	10-25	40.0%
FT%	7-12	58.3%

Dead Ball Rebounds: 2, 0

NEB		UMD		Points from Turnovers		NEB		UMD		Period by Period Scoring	
Biggest lead	5 (1 st 3:20)	9 (2 nd 6:47)		Turnovers	14	13	1st	2nd	TOT		
Best Scoring Run	9 (2 nd 1:02)	10 (2 nd 6:47)		Paint	32	24	NEB	35	31	66	
Lead Changes	6			Second Chance	9	3	UMD	37	32	69	
Times Tied	6			Fast Breaks	6	8					
Time with Lead	04:47	30:53		Bench	34	8					

USC 78, NEBRASKA 73



Official Basketball Box Score - Final
Southern California at Nebraska
01/22/25 Pinnacle Bank Arena, Lincoln
2024-25 Men's Basketball

Game Time: 8:12 PM
Game Duration: 2:02
Attendance: 14,492

Officials: Jeffrey Anderson, Earl Walton, D.J. Garstetter

Southern California - 78

Record: 12-7 (4-4)

NO. Name	Min	FG M-A	3P M-A	FT M-A	Rebounds OR DR TOT	Fouls PF FD	TP	AS	TO	ST	Blocks BS BA	+/-
0 Saint Thomas	F 38:24	5-10	0-2	1-2	2 3 5	1 2	11	4	0	2	1 1	9
33 Josh Cohen	F 18:10	2-3	0-0	2-3	1 2 3	2 4	6	2	0	0	0 0	4
1 Desmond Claude	G 39:42	8-18	1-2	4-6	1 2 3	0 4	21	6	3	1	0 1	6
6 Wesley Yates III	G 31:39	4-10	0-3	9-9	0 0 0	2 3	17	0	2	4	0 0	-9
7 Chibuzo Ajibo	G 38:40	0-6	0-4	2-2	5 4 9	1 3	2	0	2	0	0 0	6
8 Kevin Patton Jr.	02:04	0-0	0-0	0-0	1 0 1	1 0	0	0	1	0	0 0	-5
12 Rashaun Agee	21:48	5-8	4-6	0-0	2 6 8	3 1	14	0	1	1	0 1	-1
32 Clark Stajchert	09:25	3-6	1-4	0-0	0 0 0	2 0	7	0	0	0	0 0	-4
9 Jalen Shelley	00:08	0-0	0-0	0-0	0 1 1	0 0	0	0	0	0	0 0	1
Team					0 6 6	0	0					
Totals		27-61	6-21	18-22	12 24 36	16 18	78	12	9	8	1 4	5

Technical Fouls: NONE

Shooting By Period		
1 st FG%	14-31	45.2%
3PT%	0-9	0.0%
FT%	3-4	75%
2 nd FG%	13-30	43.3%
3PT%	1-5	20%
FT%	15-18	83.3%
GM FG%	27-61	44.3%
3PT%	6-21	28.6%
FT%	18-22	81.8%

Dead Ball Rebounds: 1, 0

Nebraska - 73

Record: 12-7 (2-6)

NO. Name	Min	FG M-A	3P M-A	FT M-A	Rebounds OR DR TOT	Fouls PF FD	TP	AS	TO	ST	Blocks BS BA	+/-
4 Juwan Gary	F 34:36	11-19	0-5	5-6	1 2 3	0 5	27	0	2	0	1 1	-7
9 Berke Buyuktuncel	F 27:01	3-6	0-3	0-0	1 3 4	3 1	6	1	0	1	1 0	-10
34 Braxton Meah	C 11:31	0-0	0-0	0-0	0 3 3	1 1	0	2	0	0	0 0	-4
2 Ahron Ulis	G 14:21	0-1	0-0	0-0	0 3 3	1 0	0	2	0	0	0 0	-6
3 Brice Williams	G 33:26	5-12	2-8	5-5	0 4 4	2 3	17	2	3	2	0 0	-10
0 Connor Essegian	25:10	5-8	3-6	2-2	1 0 1	1 1	15	0	1	0	0 0	-12
23 Andrew Morgan	13:54	1-1	0-0	0-2	0 3 3	3 2	2	1	1	1	0 0	5
24 Rollie Worster	25:25	1-5	0-1	2-2	0 6 6	3 3	4	6	2	0	1 0	-3
1 Sam Holberg	14:29	1-3	0-1	0-0	0 1 1	4 0	2	0	0	2	0 0	-2
12 Gavin Griffiths	00:07	0-0	0-0	0-0	0 0 0	0 0	0	0	0	0	0 0	0
Team					2 0 2	0	0					
Totals		27-55	5-24	14-17	6 25 31	18 16	73	12	11	6	4 1	-5

Technical Fou

2024-25 BOXSCORES

NEBRASKA 80, NO. 18 ILLINOIS 74 (OT)



Official Basketball Box Score - Final
Illinois at Nebraska
01/30/25 Pinnacle Bank Arena, Lincoln
2024-25 Men's Basketball

Game Time: 7:42 PM
Game Duration: 2:21
Attendance: 14,893

Officials: Jeffrey Anderson, Jason Phillips, Terry Oglesby

Illinois - 74

Record: 14-7 (6-5)

NO. Name	Min	FG M-A	3P M-A	FT M-A	Rebounds OR DR TOT	Fouls PF FD	TP	AS	TO	ST	Blocks BS BA	+/-
3 Ben Humrichous	F 24:31	0-8	0-7	1-2	2 5 7	2 2	1	0	1	0	2 0	-14
21 Morez Johnson Jr.	F 24:44	2-2	0-0	1-2	2 3 5	4 2	5	0	1	1	3 0	8
4 Kylan Boswell	G 31:58	4-9	0-4	0-0	2 2 4	2 0	8	1	2	1	0 1	-6
22 Tre White	G 32:41	2-8	0-1	4-6	5 8 13	1 2	8	0	2	0	2 3	-4
32 Kasparas Jakucionis	G 35:47	6-15	3-10	3-4	3 10 13	2 4	16	4	6	1	0 0	-10
15 Jake Davis	19:59	1-4	1-4	0-0	0 4 4	2 1	3	1	1	0	0 0	-1
2 Dra Gibbs-Lawhorn	23:43	5-10	2-6	3-3	1 3 4	2 2	15	0	2	0	0 0	0
7 Will Riley	27:20	6-16	4-10	0-1	2 2 4	2 4	16	1	2	0	0 0	0
0 Carey Booth	04:18	0-1	0-0	0-0	1 0 1	1 1	0	0	0	0	0 0	-3
Team					2 1 3		0	0				
Totals		26-73	10-42	12-18	20 38 58	18 18	74	7	17	3	7 4	-6

Technical Fouls: NONE

Nebraska - 80

Record: 13-8 (3-7)

NO. Name	Min	FG M-A	3P M-A	FT M-A	Rebounds OR DR TOT	Fouls PF FD	TP	AS	TO	ST	Blocks BS BA	+/-
4 Juwan Gary	F 40:45	5-10	0-0	3-4	3 5 8	3 2	13	0	1	3	2 2	5
23 Andrew Morgan	F 29:47	4-8	0-0	1-1	4 3 7	2 5	9	2	3	0	0 1	5
1 Sam Holberg	G 35:14	1-3	1-1	0-0	1 2 3	4 1	3	0	0	1	0 1	11
3 Brice Williams	G 41:09	10-26	0-2	7-10	1 7 8	3 5	27	4	1	1	1 3	6
24 Rolie Worster	G 17:51	3-9	1-7	0-0	0 4 4	2 0	7	2	0	1	0 0	-4
0 Connor Essegian	28:04	5-14	2-6	2-2	0 4 4	1 4	14	2	1	2	1 0	13
9 Berke Buyuktuncel	18:31	2-6	1-4	0-1	0 1 1	1 5	1	0	0	0	0 0	2
2 Ahron Ullis	11:16	1-2	0-0	0 0	1 1 2	0 2	4	0	1	1	0 0	-8
31 Cale Jacobsen	02:23	0-0	0-0	0-0	0 1 1	0 0	0	0	0	0	0 0	0
Team					4 1 5		0	0				
Totals		31-78	5-20	13-18	13 29 42	18 18	80	15	6	9	4 7	6

Technical Fouls: NONE

	ILL	NEB
Biggest lead	0 (1 st 20:00)	10 (1 st 2:23)
Best Scoring Run	5 (1 st 6:47)	8 (1 st OT 0:23)
Lead Changes	0	
Times Tied		
Time with Lead	00:00	39:30

Points from Turnovers	ILL	NEB
Paint	28	44
Second Chance	15	12
Fast Breaks	6	8
Bench	34	21

Period by Period Scoring	1st	2nd	OT1	TOT
ILL	31	39	4	74
NEB	40	30	10	80

Shooting By Period	1 st FG%	2 nd FG%	3 rd FG%	OT FG%	GM FG%
1 st FG%	9-32 28.1%				
2 nd FG%		10-13 76.9%			
3 rd FG%		15-29 51.7%			
OT FG%			7-16 43.8%		
GM FG%			2-4 50%		
FT%	2-12 16.7%				
3P%	0-8 0.0%				
GM FT%	0-1 0%				
GMFG%	26-73 35.6%				
FT%	10-42 23.8%				
3P%	12-18 66.7%				

Dead Ball Rebounds: 4, 0

Shooting By Period	1 st FG%	2 nd FG%	3 rd FG%	OT FG%	GM FG%
1 st FG%	14-36 38.9%				
2 nd FG%		3-9 33.3%			
3 rd FG%		9-11 81.8%			
OT FG%			13-35 37.1%		
GM FG%			20-50 40.0%		
FT%	2-4 50%				
3P%	4-7 57.1%				
GM FT%	0-1 0.0%				
GMFG%	31-78 39.7%				
FT%	5-20 25.0%				
3P%	13-18 72.2%				

Dead Ball Rebounds: 1, 0

NEBRASKA 77, NO. 16 OREGON 71



Official Basketball Box Score - Final
Nebraska at Oregon
02/02/25 Matthew Knight Arena, Eugene
2024-25 Men's Basketball

Game Time: 4:30 PM
Game Duration: 2:11
Attendance: 7,848

Officials: Verne Harris, Thomas Nunez, Nate Harris

Nebraska - 77

Record: 14-8 (4-7)

NO. Name	Min	FG M-A	3P M-A	FT M-A	Rebounds OR DR TOT	Fouls PF FD	TP	AS	TO	ST	Blocks BS BA	+/-
4 Juwan Gary	F 34:34	6-10	1-3	10-12	3 2 5	2 6	23	0	1	0	0 0	-1
9 Berke Buyuktuncel	F 27:22	1-7	1-6	0-0	1 8 9	3 0	3	2	0	1	1 1	15
23 Andrew Morgan	F 17:21	4-4	0-0	0-2	1 1 2	4 3	8	2	3	0	0 0	4
1 Sam Holberg	G 37:00	1-5	0-4	0-0	0 2 2	2 1	2	1	2	0	0 0	4
3 Brice Williams	G 37:26	10-18	2-8	6-7	0 7 7	1 5	28	6	3	0	0 0	9
34 Braxton Meah	07:09	0-0	0-0	0-2	1 0 1	1 1	0	0	0	1	1 0	-3
24 Rolie Worster	24:47	4-4	0-0	3-4	0 3 3	4 2	11	2	1	0	0 0	4
0 Connor Essegian	11:13	0-3	0-2	2-2	0 1 1	2 1	2	1	0	1	0 0	-2
2 Ahron Ullis	03:09	0-0	0-0	0-0	0 0 0	1 0	0	0	0	1	1 0	0
Team					3 2 5		0	0	1			
Totals		26-51	4-23	21-29	9 26 35	20 19	77	14	12	4	2 1	6

Technical Fouls: NONE

Oregon - 71

Record: 16-6 (5-6)

NO. Name	Min	FG M-A	3P M-A	FT M-A	Rebounds OR DR TOT	Fouls PF FD	TP	AS	TO	ST	Blocks BS BA	+/-
21 Brandon Angel	F 25:49	5-7	1-2	4-4	2 3 5	2 3	15	0	0	0	1 0	-4
32 Nate Bittle	C 23:02	2-5	0-0	0-0	1 2 3	3 3	4	2	0	0	0 0	-23
3 Jackson Shelstad	G 37:29	5-15	3-8	3-4	0 2 2	1 3	16	3	3	2	0 0	-4
5 TJ Bamba	G 25:54	4-9	0-0	5-6	0 6 6	5 5	13	3	1	4	0 1	-12
9 Keshawn Barthelemy	G 31:06	2-11	0-5	0-0	1 0 1	2 0	4	1	0	0	0 0	-6
2 Jadrian Tracey	28:13	3-8	1-4	2-2	0 5 5	4 2	9	2	2	0	0 1	0
10 Kwame Evans Jr.	12:01	0-1	0-1	2-4	3 1 4	1 3	2	0	2	1	0 0	2
7 Supreme Cook	14:47	3-4	0-0	2-2	2 2 4	1 1	8	0	2	0	0 0	21
11 Mookie Cook	01:39	0-0	0-0	0-0	0 0 0	0 0	0	0	0	0	0 0	-4
Team					2 0 2		0	0	1			
Totals		24-60	5-20	18-22	11 21 32	19 20	71	13	10	9	1 2	-6

Technical Fouls: NONE

	NEB	ORE
Biggest lead	15 (1 st 4:53)	2 (1 st 19:35)
Best Scoring Run	9 (1 st 4:53)	11 (1 st 1:29)
Lead Changes	1	
Times Tied	1	
Time with Lead	38:15	00:46

Points from Turnovers	NEB	ORE
Paint	12	16
Second Chance	6	7
Fast Breaks	24	18
Bench	13	19

Period by Period Scoring	1st	2nd	TOT
NEB	34	43	77
ORE	28	43	71

NEBRASKA 86, WASHINGTON 72



Official Basketball Box Score - Final
Nebraska at Washington
02/05/25 Alaska Airlines Arena, Seattle, WA
2024-25 Men's Basketball

Game Time: 7:30 PM
Game Duration: 1:55
Attendance: 5,384

Officials: Brian Dorsey, Doug Simons, Mike Littlewood

Nebraska - 86

Record: 15-8 (5-7)

NO. Name	Min	FG M-A	3P M-A	FT M-A	Rebounds OR DR TOT	Fouls PF FD	TP	AS	TO	ST	Blocks BS BA	+/-
4 Juwan Gary	F 24:50	6-10	2-4	3-4	1 6 7	3 2	17	1	1	0	1 1	13
9 Berke Buyuktuncel	F 26:19	3-5	1-2	0-0	1 8 9	3 1	7	1	1	1	1 1	21
23 Andrew Morgan	F 17:04	4-6	0-0	0-3	0 1 1	1 4	8	2	1	0	0 0	-8
1 Sam Holberg	G 33:05	2-4	0-0	3-3	0 3 3	1 2	7	4	0	3	1 0	16
3 Brice Williams	G 38:49	7-14	4-7	5-5	1 1 2	1 2	23	4	0	0	1 3	14
0 Connor Essegian	20:41	5-9	4-5	2-2	0 1 1	0 1	16	1	0	0	0 1	0
24 Rolie Worster	35:05	1-6	0-1	4-5	1 3 4	0 4	6	3	1	2	2 0	18
34 Braxton Meah	03:37	1-1	0-0	0-0	0 1 1	2 0	2	0	1	0	0 0	-4
2 Ahron Ullis	00:30	0-0	0-0	0-0	0 0 0	0 0	0	0	0	0	0 0	0
Team					2 0 2		0	0	1			
Totals		29-55	11-19	17-22	6 24 30	11 16	86	16	6	6	6 14	

Technical Fouls: NONE

Washington - 72

Record: 11-11 (2-9)

NO. Name	Min	FG M-A	3P M-A	FT M-A	Rebounds OR DR TOT	Fouls PF FD	TP	AS	TO	ST	Blocks BS BA	+/-
1 Great Osobor	F 33:50	6-12	1-3	4-6	2 6 8	3 5	17	5	4	0	1 1	-9
32 Wilhelm Breidenbach	F 07:04	1-2	1-1	0-0	0 1 1	2 0	3	0	0	0	0 0	-2
0 Mekhi Mason	G 36:36	8-12	4-6	3-4	0 4 4	1 3	23	1	1	0	1 1	-8
8 Tyler Harris	G 38:03	5-10	3-6	1-2	2 9 11	3 3	14	0	1	0	1 0	-12
9 Zoom Diallo	G 30:08	5-13	0-2	0-0	1 1 2	2 0	10	3	2	1	1 3	-17
6 Tyree Ihenacho	24:31	0-2	0-2	0-0	0 1 1	1 0	0	3	0	0	1 1	-6
4 DJ Davis	20:27	1-4	1-4	0-0	0 0 0	1 0	3	1	0	0	0 0	-9
11 Franck Kepnang	06:10	1-1	0-0	0-0	0 1 1	3 0	2	0	1	0	1 0	-5
13 Jase Butler	03:11	0-1	0-1	0-0	0 0 0	0 0	0	0	0	0	0 0	-2
Team					3 0 3		0	0				
Totals		27-57	10-25	8-12	8 23 31	16 11	72	13	9	1	6 6	-14

Technical Fouls: NONE

	NEB	WASH
Biggest lead	16 (2 nd 0:41)	13 (1 st 11:57)
Best Scoring Run	11 (2 nd 15:06)	9 (1 st 13:50)
Lead Changes	6	
Times Tied	4	
Time with Lead	14:54	22:29

Points from Turnovers	NEB	WASH
Paint	36	26
Second Chance	7	7
Fast Breaks	6	2
Bench	24	5


Period by Period Scoring	1st	2nd	TOT
NEB	37	49	86
WASH	47	25	72

Shooting By Period			
1 st	FG%	17-32	53.1%
	3PT%	9-16	56.3%
	FT%	4-5	80%
2 nd	FG%	10-25	40.0%
	3PT%	1-9	11.1%
	FT%	4-7	57.1%
GM	FG%	27-57	47.4%
	3PT%	10-25	40.0%
	FT%	8-12	66.7%

Dead Ball Rebounds: 1, 0

NO. 25 MARYLAND 83, NEBRASKA 75

NEBRASKA 68, NORTHWESTERN 64



Official Basketball Box Score - Final

Maryland at Nebraska

02/13/25 Pinnacle Bank Arena, Lincoln

2024-25 Men's Basketball

Game Time: 7:40 PM

Game Duration: 2:02

Attendance: 14,785

Officials: Randy Richardson, Mike Littlewood, Kipp Kissinger

Maryland - 83

Record: 19-6 (9-5)

NO. Name	Min	FG M-A	3P M-A	FT M-A	Rebounds OR DR TOT	Fouls PF FD	TP	AS	TO	ST	Blocks BS BA	+-
9 Seltou Miguel	F 34:00	5-9	3-5	4-4	0 2 2	0 2	17	3	1	2	0 0 0	10
10 Julian Reese	F 36:36	5-6	0-0	3-6	3 9 12	3 4	13	2	1	1	2 0 0	11
25 Derik Queen	C 36:07	9-11	0-0	6-6	5 6 11	4 5	24	1	3	0	0 1 8	
0 Ja'Kobi Gillespie	G 36:47	6-11	3-5	0-0	1 2 3	1 0	15	7	2	0	0 1 9	
1 Rodney Rice	G 38:37	6-14	1-5	1-2	0 2 2	1 3	14	1	1	0	0 0 9	
22 Jordan Geronimo	07:17	0-2	0-0	0-0	0 0 0	3 1	0	0	1	0	0 0 0	-3
5 DeShawn Harris-Smith	07:22	0-0	0-0	0-0	0 4 4	0 0	0	1	2	1	0 0 -3	
8 Jaylon Young	03:13	0-0	0-0	0-0	0 0 0	1 0	0	0	0	0	0 0 -1	
Team					0 0 0		0	0	1			
Totals		31-53	7-15	14-18	9 25 34	13 15	83	15	12	4	2 2 8	

Technical Fouls: Reese 2nd 10:33

Dead Ball Rebounds: 3 0

Shooting By Period

1st FG% 11-28 39.3%

3PT% 6-15 40.0%

FT% 7-7 100%

2nd FG% 14-30 46.7%

3PT% 3-10 30.0%

FT% 9-10 90%

GMFG% 25-58 43.1%

3PT% 9-25 36.0%

FT% 16-17 94.1%

Dead Ball Rebounds: 1 0

Technical Fouls: NONE

Points from MRY NEB

Turnovers 11 16

Paint 42 26

Second Chance 8 9

Fast Breaks 12 5


Bench 0 4

Period by Period Scoring

1st 2nd TOT

MRY 42 41 83

NEB 35 40 75



Official Basketball Box Score - Final

Nebraska at Northwestern

02/16/25 Weitz-Ryan Arena, Evanston

2024-25 Men's Basketball

Game Time: 2:00 PM

Game Duration: 2:05

Attendance: 7,039

Officials: Paul Szolc, Kelly Pfeiffer, Terry Oglesby

Nebraska - 68

Record: 17-9 (7-6)

NO. Name	Min	FG		3P		FT		Rebounds		Fouls		TP	AS	TO	ST	Blocks		+/-		
		M	A	M	A	M	A	OR	DR	PF	FD					BS	BA			
4 Juwan Gary	F 32:49	4-7	2-3	7-7	1	0	1	3	5	17	0	3	2	1	1	7		1 st FG%	6-22	27.3%
23 Andrew Morgan	F 17:18	2-5	0-0	5-8	2	2	4	1	4	9	1	2	1	3	0	-7		3PT%	1-10	10.0%
1 Sam Holberg	G 25:09	0-1	0-1	0-0	0	2	2	3	0	0	3	1	3	3	0	0		FT%	8-12	66.7%
3 Brice Williams	G 38:44	6-14	1-5	8-10	0	4	4	1	7	21	4	4	3	0	2	4		2 nd FG%	14-23	60.9%
24 Rolie Worster	G 27:25	0-4	0-2	0-0	1	2	3	1	1	0	4	0	0	0	0	-1		3PT%	5-8	62.5%
0 Connor Essegian	23:18	3-7	2-5	0-0	0	4	4	0	0	8	2	1	1	0	0	12		GM FG%	20-45	44.4%
34 Braxton Meah	22:38	4-5	0-0	2-3	0	7	7	1	3	10	0	2	0	2	0	9		3PT%	6-18	33.3%
2 Ahron Ulis	03:02	0-0	0-0	0-0	0	0	0	2	0	0	0	0	1	0	0	-5		FT%	22-28	78.6%
12 Gavin Griffiths	08:35	1-2	1-2	0-0	0	0	0	1	1	3	0	0	1	0	0	0		Dead Ball Rebounds: 2 1		
31 Cale Jacobsen	01:02	0-0	0-0	0-0	0	0	0	0	0	0	0	0	0	0	0	0		Dead Ball Rebounds: 2 1		
Team						1		2		0										
Totals		20-45		6-18		22-28		5		22		27		13		21		68 14 14 11 6 3 4		

Technical Fouls: NONE

Shooting By Period

1st FG% 14-38 36.8%

3PT% 5-17 29.4%

FT% 3-5 60%

2nd FG% 12-34 35.3%

3PT% 2-3 66.7%

FT% 2-2 100%

GM FG% 26-72 36.1%

3PT% 7-20 35.0%

FT% 5-8 62.5%

Dead Ball Rebounds: 3 1

Northwestern - 64

Record: 13-13 (4-11)

NO. Name	Min	FG		3P		FT		Rebounds		Fouls		TP	AS	TO	ST	Blocks		+/-		
		M	A	M	A	M	A	OR	DR	PF	FD					BS	BA			
2 Nick Marinelli	F 39:00	11-25	0-1	1-2	5	4	9	3	2	23	4	3	1	1	-7		1 st FG%	14-38	36.8%	
34 Matthew Nicholson	C 27:58	2-7	0-0	1-5	5	12	2	3	4	2	2	1	1	3		3PT%	5-17	29.4%		
3 Ty Berry	G 36:42	7-18	1-5	13-33	1	1	2	4	4	23	3	0	0	0	-10		FT%	3-5	60%	
10 Jordan Clayton	G 21:08	0-3	0-0	0-0	0	2	2	2	1	0	2	1	0	0	2		2 nd FG%	12-34	35.3%	
22 Justin Mullins	G 32:42	2-5	0-0	0-0	0	3	3	1	1	4	2	3	2	1	3	8		3PT%	2-3	66.7%
5 Keenan Fitzmorris	11:58	2-2	0-0	0-0	4	2	6	2	0	4	1	1	0	0	0	-6		FT%	2-2	100%
24 K.J. Windham	18:43	0-7	0-3	0-0	2	2	5	1	0	3	0	0	0	1	-4		GM FG%	26-72	36.1%	
4 Angelo Ciavarino	12:49	2-5	1-1	1-2	4	1	5	2	1	6	0	2	0	1	-6		3PT%	7-20	35.0%	
Team						4		1		5		0		2				FT% 5-8 62.5%		
Totals		26-72		7-20		5-8		23		23		46		21		13		64 14 16 8 3 3 6 -4		

Technical Fouls: NONE

Shooting By Period

1st FG% 14-38 36.8%

3PT% 5-17 29.4%

FT% 3-5 60%

2nd FG% 12-34 35.3%

3PT% 2-3 66.7%

FT% 2-2 100%

GM FG% 26-72 36.1%

3PT% 7-20 35.0%

FT% 5-8 62.5%

Dead Ball Rebounds: 3 1

Biggest lead

4 (2nd 0:01)

20 (2nd 6:18-15:15)

Best Scoring Run

11 (2nd 11:47)

8 (1st 8:06)

Lead Changes

3

Times Tied

4

Time with Lead

01:52

35:42

Points from MRY NEB

Turnovers

17 9

Paint

18 36

Second Chance

8 18

Fast Breaks

10 10

Bench

21 10

Period by Period Scoring


1st 2nd TOT

UNL 21 47 68

NEU 36 28 64

PENN STATE 89, NEBRASKA 72

NO. 15 MICHIGAN 49, NEBRASKA 46



Official Basketball Box Score - Final

Nebraska at Penn St.

02/19/25 Bryce Jordan Center, State College

2024-25 Men's Basketball

Game Time: 6:30 PM

Game Duration: 1:53

Attendance: 7,115

Officials: Jason Phillips, Verne Harris, Kevin Bill

Nebraska - 72

Record: 17-10 (7-9)

NO. Name	Min	FG M-A	3P M-A	FT M-A	Rebounds OR	DR	TR	Fouls PF	FF	TP	AS	TO	ST	Blocks BS	B	+/-
4 Juwan Gary	F 29:58	1-7	0-1	4-4	1	0	1	1	6	6	3	1	3	0	2	+19
23 Andrews Morgan	F 16:45	8-8	0-0	2-3	0	3	3	3	3	18	1	2	0	0	0	4
3 Brice Williams	G 32:54	6-11	2-5	1-1	1	2	3	1	17	5	2	1	0	0	0	-10
24 Rolife Worster	G 24:34	3-6	0-3	0	1	2	3	2	0	6	2	3	0	0	0	-23
35 Sam Heberg	G 13:09	0-1	0-1	0	0	0	0	1	0	0	1	4	1	0	0	0
34 Braxton Meath	18:17	1-1	0-0	0	0	2	2	1	0	0	0	1	0	1	0	-16
0 Connor Essegian	26:51	8-15	4-9	0	0	3	3	0	0	20	2	0	0	0	0	-7
2 Ahron Ullis	21:39	0-2	0-0	0-1	0	0	0	2	2	4	0	4	1	0	0	-1
12 Gavin Griffiths	15:38	1-3	1-2	0-0	0	5	5	0	0	3	3	2	2	0	0	-3
31 Cale Jacobsen	00:15	0-0	0-0	0-0	0	0	0	0	0	0	0	0	0	0	0	0
Team					3	0	3	0	0	0	1					
Totals		28-54	7-21	9-11	6	16	22	13	13	72	21	16	6	3	2	-17

Shooting By Period

1 st FG%	9-25	36.0%
3PT%	4-13	30.8%
FT%	5-9	100%
2 nd FG%	19-29	65.5%
3PT%	3-8	37.5%
FT%	4-6	66.7%
GM FG%	28-54	51.9%
3PT%	7-21	33.3%
FT%	9-11	81.8%

Dead Ball Rebounds: 2, 0

Technical Fouls: NONE

Penn St. - 89

Record: 14-13 (4-12)

NO. Name	Min	FG M-A	3P M-A	FT M-A	Rebounds OR	DR	TR	Fouls PF	FF	TP	AS	TO	ST	Blocks BS	B	+/-
14 Yanic Konan Niederhauser	F 27:18	7-10	0-0	5-6	2	4	4	4	4	19	0	2	0	2	0	9
24 Zach Hicks	F 35:56	7-12	5-9	0-0	2	2	4	1	0	19	2	1	3	0	1	14
1 Ace Baldwin Jr	G 33:30	4-9	0-3	2-2	0	2	2	2	5	10	8	4	6	0	0	17
2 D'Marco Dunn	G 25:23	7-9	3-5	0-0	0	1	1	2	0	17	1	4	1	0	0	15
4 Freddie Odisse V	G 31:10	5-9	0-4	2-2	1	0	1	1	0	1	0	0	0	0	0	15
3 Nick Kern	F 27:48	3-5	0-1	4-4	1	5	6	0	2	10	7	0	1	0	1	8
0 Jahvin Carter	07:13	0-0	0-0	0-0	1	1	1	0	0	1	0	0	0	0	0	0
15 Kahlil Nzehe	09:58	1-1	0-0	0-0	1	1	2	0	1	2	0	0	0	0	0	5
7 Dominick Stewart	03:02	0-1	0-1	0-0	0	0	0	0	0	0	0	0	0	0	0	2
8 Miles Goodman	00:42	0-0	0-0	0-0	0	0	0	0	0	0	0	0	0	0	0	0
Team					0	4	4	0	0	0	0					
Totals		34-56	8-23	13-14	7	20	27	13	13	89	21	12	11	2	3	17

Shooting By Period

1 st FG%	16-27	66.7%
3PT%	3-9	33.3%
FT%	11-12	91.7%
2 nd FG%	16-29	55.2%
3PT%	5-14	35.7%
FT%	5-6	100%
GM FG%	34-56	60.7%
3PT%	8-23	34.8%
FT%	13-14	92.9%

Dead Ball Rebounds: 0, 0

Technical Fouls: NONE

Biggest lead	NEB	PSU	Points from Turnovers	NEB	PSU	Period by Period Scoring
	0 (1 st 20:00)	26 (2 nd 12:05)		6	16	1st 2nd TOT
Best Scoring Run	7 (2 nd 17:16)	12 (1 st 14:50)	Paint	36	52	NEB 27 45 72
Lead Changes	0		Second Chance	6	11	PSU 50 39 89
Times Tied	1		Fast Breaks	2	17	
Time with Lead	00:00	38:37	Bench	25	12	

2024-25 BOXSCORES

MINNESOTA 67, NEBRASKA 65



Official Basketball Box Score - Final
Minnesota at Nebraska
03/01/25 Pinnacle Bank Arena, Lincoln
2024-25 Men's Basketball

Game Time: 1:05 PM
Game Duration: 1:58
Attendance: 15,749

Officials: Jeffrey Anderson, Earl Walton, Kevin Brin

Minnesota - 67

Record: 15-14 (7-11)

NO.	Name	Min	FG M-A	3P M-A	FT M-A	Rebounds OR DR TOT	Fouls PF FD	TP	AS	TO	ST	Blocks BS BA	+/-
3	Dawson Garcia	F 28:45	3-9	2-5	1-2	2 4 6	4 3 9	2	0	0	1	0	3
23	Parker Fox	F 15:03	1-1	0-0	0-0	0 3 3	3 0 0	2	0	0	1	0	9
2	Mike Mitchell Jr.	G 06:55	0-1	0-0	0-0	1 1 0	0 0 0	0	0	0	0	0	7
11	Femi Odukale	G 38:15	4-6	0-0	1-2	2 2 4	1 1 9	5	5	1	1	0	2
25	Lu'cye Patterson	G 32:01	7-18	2-7	0-0	0 5 5	3 2 16	3	1	0	0	1	-5
00	Frank Mitchell	24:15	4-5	0-0	0-0	2 7 9	2 0 8	0	1	1	1	0	-10
1	Isaac Asuma	28:53	1-4	1-2	0-0	0 1 1	3 0 3	5	4	1	0	0	1
24	Brennan Rigbsy	22:38	7-8	5-6	1-1	0 2 2	1 1 20	0	0	0	0	0	-1
4	Kadyn Betts	03:15	0-1	0-1	0-0	0 0 0	0 0 0	0	0	0	0	0	0
Team						1 1 2	0	0	3				
Totals			27-53	10-21	3-5	7 26 33	17 7 67	15	14	4	3	1	2

Technical Fouls: NONE

Nebraska - 65

Record: 17-12 (7-11)

NO.	Name	Min	FG M-A	3P M-A	FT M-A	Rebounds OR DR TOT	Fouls PF FD	TP	AS	TO	ST	Blocks BS BA	+/-
4	Juwan Gary	F 37:43	8-14	0-0	5-6	5 0 5	1 3 21	0	1	1	0	1	4
9	Berke Buyuktuncel	F 18:05	1-6	0-0	0-0	3 2 5	1 1 2	1	0	0	0	0	20
34	Braxton Meah	C 09:36	0-0	0-0	1-6	2 1 3	0 4 1	1	0	0	0	0	-12
1	Sam Hoberg	G 31:07	2-3	0-1	0-0	0 2 2	1 1 4	2	3	3	0	0	4
3	Brice Williams	G 38:15	8-18	1-6	4-5	0 3 3	1 3 21	2	1	3	0	1	-3
23	Andrew Morgan	24:13	2-6	0-1	1-3	2 3 5	1 5 5	2	3	1	1	1	17
0	Connor Essegian	28:44	4-11	3-7	0-0	0 5 5	1 0 11	0	0	0	0	0	2
24	Rollie Worster	10:27	0-0	0-0	0-0	0 2 2	1 0 0	1	0	0	0	0	-1
2	Ahron Ulis	01:50	0-0	0-0	0-0	0 0 0	0 0 0	0	0	0	0	0	-1
Team						0 2 2	0	0	0				
Totals			25-58	4-17	11-20	12 20 32	7 17 65	8	6	8	1	3	-2

Technical Fouls: NONE

	MIN	NEB
Biggest lead	19 (2 nd 15:43)	2 (1 st 14:40)
Best Scoring Run	10 (1 st 3:08)	9 (2 nd 9:16)
Lead Changes	6	4
Times Tied	4	6
Time with Lead	37:05	00:51

Points from Turnovers	MIN	NEB
Paint	9	19
Second Chance	26	36
Fast Breaks	13	15
Bench	31	16

Period by Period Scoring	1st	2nd	TOT
MIN	35	32	67
NEB	26	39	65

OHIO STATE 116, NEBRASKA 114 (2OT)



Official Basketball Box Score - Final
Nebraska at Ohio State
03/04/25 Value City Arena, Columbus, Ohio
2024-25 Men's Basketball

Game Time: 9:02 PM
Game Duration: 2:48
Attendance: 10,021

Officials: Brian Dorsey, Randy Richardson, Kelly Pfeiler

Nebraska - 114

Record: 17-13 (7-12)

NO.	Name	Min	FG M-A	3P M-A	FT M-A	Rebounds OR DR TOT	Fouls PF FD	TP	AS	TO	ST	Blocks BS BA	+/-
4	Juwan Gary	F 47:45	9-12	3-6	3-4	4 3 7	1 1 2	24	3	1	1	2	-1
9	Berke Buyuktuncel	F 19:05	0-2	0-2	2-4	1 1 2	5 3 2	4	1	0	0	0	-6
1	Sam Hoberg	G 24:43	2-5	1-3	0-0	0 3 3	5 0 5	1	1	1	0	0	0
3	Brice Williams	G 48:49	16:29	5-9	6-7	1 5 6	4 4 43	2	5	0	0	0	-3
24	Rollie Worster	G 34:05	3-7	0-1	0-0	1 3 4	5 0 6	2	0	1	0	0	1
0	Connor Essegian	32:38	5-13	3-7	3-3	0 4 4	2 5 16	3	3	0	0	2	3
23	Andrew Morgan	36:32	5-8	0-0	4-7	3 4 7	4 6 14	2	0	2	0	0	1
2	Ahron Ulis	06:19	1-1	0-0	2-3	2 0 2	3 2 4	0	0	0	0	0	-2
8	Jeff Grace	00:02	0-0	0-0	0-0	0 0 0	0 0 0	0	0	0	0	0	-1
31	Cale Jacobsen	00:02	0-0	0-0	0-0	0 0 0	0 0 0	0	0	0	0	0	-2
Team						1 2 3	0	0	0				
Totals			41-77	12-28	20-28	13 25 38	29 22 114	17	11	5	2	2	-2

Technical Fouls: NONE

Ohio State - 116

Record: 17-13 (8-10)

NO.	Name	Min	FG M-A	3P M-A	FT M-A	Rebounds OR DR TOT	Fouls PF FD	TP	AS	TO	ST	Blocks BS BA	+/-
8	Micah Parrish	F 46:09	5-14	5-11	7-8	2 4 6	2 4 22	3	2	0	1	0	6
13	Sean Stewart	F 17:56	5-5	0-0	3-4	3 4 7	5 2 13	0	1	1	1	0	13
21	Devin Royal	F 43:00	6-9	0-0	10-14	4 4 8	5 2 13	0	2	2	0	1	6
0	John Mobley Jr.	G 44:25	6-14	3-8	5-8	0 1 1	2 6 20	3	1	0	0	1	3
2	Bruce Thornton	G 47:57	12:20	3-9	2-2	0 2 2	2 2 29	9	1	2	0	0	8
4	Aaron Bradshaw	21:58	2-3	1-2	3-4	0 1 1	2 2 8	0	0	0	0	0	-12
6	Oues Glover	05:44	0-3	0-2	0-0	0 0 0	0 0 0	1	0	1	0	0	-5
12	Evan Mahaffey	13:56	0-0	0-0	2-4	0 4 4	3 2 2	0	0	0	0	0	2
20	Colin White	05:40	0-0	0-0	1-1	2 1 0	1 0 0	0	0	0	0	0	-4
17	Ivan Ngogovan	01:00	0-0	0-0	0-0	0 0 0	1 0 0	0	0	1	0	0	0
25	Austin Parks	02:15	0-0	0-0	0-0	0 0 0	1 1 0	0	0	0	0	0	0
Team						0 3 3	0	0	0				
Totals			36-68	12-32	32-44	10 24 34	22 29 116	18	9	6	2	2	2

Technical Fouls: NONE

	NEB	OSU
Biggest lead	5 (1 st OT 3:51)	11 (1 st 12:52)
Best Scoring Run	7 (1 st 6:35)	7 (2 nd 12:38)
Lead Changes	6	44
Times Tied	5	26
Time with Lead	07:17	40:20

Points from Turnovers	NEB	OSU
Paint	18	8
Second Chance	44	38
Fast Breaks	26	15
Bench	34	10

Period by Period Scoring	1st	2nd	OT1	OT2	TOT
NEB	39	50	10	15	114
OSU	45	44	10	17	116

IOWA 83, NEBRASKA 68



Official Basketball Box Score - Final
Iowa at Nebraska
03/09/25 Pinnacle Bank Arena, Lincoln
2024-25 Men's Basketball

Game Time: 11:31 AM
Game Duration: 2:00
Attendance: 15,697

Officials: Jeffrey Anderson, Doug Simons, Thomas Nuzar

Iowa - 83

Record: 16-15 (7-13)

NO.	Name	Min	FG M-A	3P M-A	FT M-A	Rebounds OR DR TOT	Fouls PF FD	TP	AS	TO	ST	Blocks BS BA	+/-
7	Seydou Traore	F 15:14	0-2	0-0	0-0	1 1 2	2 1 0	1	1	1	1	0	-6
13	Ladji Dembele	F 22:24	1-3	0-1	4-7	3 1 4	1 4 1	6	0	1	1	1	-4
20	Paton Sandfort	F 34:39	9-18	2-9	2-2	2 6 8	3 2 22	2	1	2	1	1	15
3	Drew Thelwell	G 16:36	2-6	1-4	1-2	0 2 2	0 6 6	3	0	0	0	0	4
4	Josh Dix	G 35:46	7-15	1-3	0-0	0 4 4	3 0 15	4	0	0	0	1	16
0	Even Brauns	17:54	3-3	0-0	0-0	0 4 4	2 0 6	1	0	1	0	0	17
24	Pryce Sandfort	29:50	5-9	4-6	2-4	1 10 11	2 4 16	3	0	0	0	0	23
2	Brook Harding	23:24	4-7	3-5	1-2	0 3 3	2 2 12	4	1	0	0	0	-1
14	Carter Kingsbury	04:14	0-0	0-0	0-0	0 0 0	0 0 0	0	0	0	0	0	-1
Team						1 0 1	0	0	0				
Totals			31-63	11-28	10-17	8 31 39	15 19 83	18	4	5	2	2	15

Technical Fouls: NONE

Nebraska - 68

Record: 17-14 (7-13)

NO.	Name	Min	FG M-A	3P M-A	FT M-A	Rebounds OR DR TOT	Fouls PF FD	TP	AS	TO	ST	Blocks BS BA	+/-
4	Juwan Gary	F 27:34	7-15	2-5	8-9	4 3 7	5 6 24	1	0	0	0	0	-4
9	Berke Buyuktuncel	F 25:25	3-4	1-2	1-1	2 5 7	2 1 8	3	1	0	0	0	-4
1	Sam Hoberg	G 31:04	3-9	2-7	4-5	0 1 1	5 2 12	1	0	0	0	0	-11
3	Brice Williams	G 38:05	3-12	0-3	1-2	1 3 4	2 2 7	2	1	1	1	0	-13
24	Rollie Worster	G 28:25	1-5	1-2	0-0	2 5 7	3 1 3	5	0	1	0	0	-7
0	Connor Essegian	24:46	0-11	0-8	2-2	1 3 4	0 0 1	2	1	1	0	1	-15
23	Andrew Morgan	14:35	3-3	0-0	0-0	2 4 4	1 5 2	8	0	1	0	0	-11
2	Ahron Ulis	07:11	2-4	0-0	0-0	0 0 0	0 0 4	0	1	1	0	0	-5
31	Cale Jacobsen	00:24	0-0	0-0	0-0	0 0 0	0 1 0	0	0	0	0	0	-2
12	Gavin Griffiths	01:43	0-0	0-0	0-0	0 0 0	0 0 0	0	0	0	0	0	-2
8	Jeff Grace	00:48	0-0	0-0	0-0	0 0 0	0 0 0	0	0	0	0	0	-1
Team						0 3 3	0	1					
Totals			22-63	6-27	18-23	11 27 38	19 15 68	13	6	3	2	2	-15

Technical Fouls: NONE

	HWK	NEB
Biggest lead	15 (2 nd 0:48)	8 (1 st 12:03)
Best Scoring Run	11 (1 st 10:08)	6 (1 st 18:34)
Lead Changes	3	3
Times Tied	3	3
Time with Lead	28:53	08:40

Points from Turnovers	HWK	NEB
Paint	34	30
Second Chance	12	11
Fast Breaks	5	4
Bench	34	14

Period by Period Scoring	1st	2nd	TOT
HWK	40	43	83
NEB	35	33	68

NEBRASKA 86, ARIZONA STATE 78



Official Basketball Box Score - Final
Nebraska at Arizona State
03/01/25 MGM Grand Garden Arena, Las Vegas
2024-25 Men's Basketball

Game Time: 5:30 PM
Game Duration: 2:08

Officials: Randy McCall, John Floyd, Chance Moore


Nebraska - 86

Record: 18-14

NO.	Name	Min	FG M-A	3P M-A	FT M-A	Rebounds OR DR TOT	Fouls PF FD	TP	AS	TO	ST	Blocks BS BA	+/-
4	Juwan Gary	F 33:18	8-16	0-2	2-2	0 5 5	2 4	18	3	1	2	0	2 18
9	David Jaykintuoncel	F 33:11	2-7	0-0	0-0	0 1 1	0 0	1	1	1	0	0	1 4
23	Andrew Morgan	F 16:26	5-6	0-0	0-1	4 4 8	0 0	6	1	1	0	0	0 1
1	Sam Holberg	G 34:05	2-4	1-2	2-2	1 6 7	4 1	7	4	3	4	0	1 9
3	Brice Williams	G 39:09	8-16	4-10	10-13	0 4 4	1 7	30	2	3	1	1	0 10
0	Connor Essagian	23:29	7-9	2-4	1-2	0 4 4	2 1	17	0	1	1	0	0 8
2	Ahron Ulis	07:29	0-2	0-2	0-0	0 1 1	0 0	0	0	0	0	0	-8
34	Braxton Meah	05:08	0-0	0-0	1-2	1 0 1	1 1	1	0	2	0	0	-2
31	Cale Jacobsen	22:25	1-1	0-0	0-0	0 2 2	3 2	2	5	1	3	0	0 10
Team						1 0 1		0	1				
Totals			31-61	8-24	16-22	8 26 34	17 19	86	16	14	11	1	4 8

NEBRASKA 81, GEORGETOWN 69

NEBRASKA 79, BOISE STATE 69



Official Basketball Box Score - Final
Nebraska at Georgetown
04/02/25 MGM Grand Garden Arena, Las Vegas
2024-25 Men's Basketball

Game Time: 6:30 PM
Game Duration: 2:02
Attendance: 2,512

Officials: Pat Driscoll, Earl Walton, Deon George

Nebraska - 81

Record: 19-14


NO. Name	Min	FG M-A	3P M-A	FT M-A	Rebounds OR DR TOT	Fouls PF FO	TP	AS	TO	ST	Blocks BS BA	+/-
4 Juwan Gary	F 33:57	6-13	3-5	2-3	2 8 10	1 2	17	2	0	2	0 1 10	
9 Berke Buyuktuncel	F 19:37	0-2	0-1	2-2	2 4 6	1 2	2	0	1	0	0 0 11	
1 Sam Holberg	G 25:00	1-6	0-4	0-0	0 1 1	2 0	2	3	1	1	0 0 11	
3 Brice Williams	G 36:40	8-14	5-9	7-7	1 2 3	2 3	28	3	4	1	0 0 6	
31 Cale Jacobsen	G 36:21	3-7	0-1	1-1	1 5 6	3 1	7	4	0	3	2 1 16	
0 Connor Essiegan	14:09	3-8	1-6	0-0	0 1 1	1 0	7	1	2	1	0 0 5	
2 Ahron Uls	13:53	3-4	0-1	0-0	0 1 1	2 0	6	2	2	1	0 0 0	
23 Andrew Morgan	20:23	4-5	0-0	4-5	4 5 9	2 5	12	0	0	0	1 0 1	
Team					0 3 3		0	0				
Totals		28-59	9-27	16-18	10 30 40	14 13 81	15	10	9	3	2 12	

Technical Fouls: NONE

Shooting By Period

1 st FG%	12-26	46.2%
3PT%	4-13	30.8%
FT%	6-6	100%
2 nd FG%	16-33	48.5%
3PT%	5-14	35.7%
FT%	10-12	83.3%
GM FG%	28-59	47.5%
3PT%	9-27	33.3%
FT%	16-18	88.9%

Dead Ball Rebounds: 1, 0



Official Basketball Box Score - Final
Boise St. at Nebraska
04/05/25 T-Mobile Arena, Las Vegas
2024-25 Men's Basketball

Game Time: 10:30 AM
Game Duration: 2:04

Officials: Brian O'Connell, Larry Scrotto, Tyler Kumpf

Boise St. - 69

Record: 26-11

NO. Name	Min	FG M-A	3P M-A	FT M-A	Rebounds OR DR TOT	Fouls PF FO	TP	AS	TO	ST	Blocks BS BA	+/-
1 O'Mar Stanley	F 14:33	0-3	0-0	0-0	2 1 3	1 1	0	1	0	0	0 0 -7	
2 Tyson Degenhart	F 35:22	9-17	4-9	4-5	0 8 8	2 4	26	2	0	2	0 2 -4	
6 Pearson Carmichael	F 27:19	5-12	3-8	0-0	1 0 1	2 0	13	1	0	2	0 0 -7	
13 Andrew Meadow	F 28:57	5-11	2-3	2-2	2 1 3	3 2	14	1	2	1	1 0 -11	
11 Alvaro Cardenas	G 35:40	2-8	0-3	0-0	0 1 1	1 3	4	9	6	1	1 1 -7	
5 RJ Keene	18:52	1-2	0-1	0-0	2 1 3	5 0	2	0	0	0	0 0 3	
10 Emmanuel Ugbo	09:45	0-1	0-1	0-0	0 2 2	0 1	0	0	0	0	0 0 -6	
22 Javan Buchanan	19:39	2-7	0-1	4-4	2 4 6	1 2	8	0	0	0	0 1 -12	
0 Julian Bowie	09:53	1-2	0-1	0-0	0 0 0	1 0	2	0	1	0	0 0 1	
Team					2 2 4		0	0				
Totals		25-63	9-27	10-11	11 20 31	16 13 69	14	9	6	2	4 -10	

Technical Fouls: NONE

Shooting By Period

1 st FG%	13-29	44.8%
3PT%	4-11	36.4%
FT%	3-4	75%
2 nd FG%	12-34	35.3%
3PT%	5-16	31.3%
FT%	7-7	100%
GM FG%	25-63	39.7%
3PT%	9-27	33.3%
FT%	10-11	90.9%

Dead Ball Rebounds: 1, 0



Official Basketball Box Score - Final
Nebraska at Georgetown
04/02/25 MGM Grand Garden Arena, Las Vegas
2024-25 Men's Basketball

Game Time: 6:30 PM
Game Duration: 2:02
Attendance: 2,512

Officials: Pat Driscoll, Earl Walton, Deon George

Georgetown - 69

Record: 18-16

NO. Name	Min	FG M-A	3P M-A	FT M-A	Rebounds OR DR TOT	Fouls PF FO	TP	AS	TO	ST	Blocks BS BA	+/-
4 Caleb Williams	F 28:45	4-7	0-0	1-2	1 3 4	5 4	9	2	4	2	0 1 -12	
7 Drew McKenna	F 18:57	2-8	0-2	2-3	1 4 5	1 3	6	0	0	0	0 0 -10	
23 Jordan Burks	F 37:13	4-12	3-8	0-0	1 5 6	2 0	11	1	1	2	1 0 -2	
2 Malik Mack	G 40:00	7-16	4-8	7-9	0 1 1	0 6	25	3	3	0	0 2 -12	
11 Curtis Williams Jr.	G 30:04	1-6	1-5	1-2	0 3 3	4 1	4	1	2	1	0 0 -17	
45 Kayvaun Muiready	29:17	3-5	3-4	0-0	0 3 3	1 0	9	1	1	1	0 0 -7	
14 Austin Montgomery	11:42	1-4	0-2	0-0	1 1 2	0 0	2	0	0	0	1 0 -3	
30 Michael Van Raaphorst	04:02	1-1	1-1	0-0	0 1 1	0 0	3	0	0	0	0 0 3	
Team					5 1 6		0	0				
Totals		23-59	12-30	11-16	9 22 31	13 14 69	8	11	6	2	3 -12	

Technical Fouls: NONE

Shooting By Period

1 st FG%	9-31	29.0%
3PT%	4-14	28.6%
FT%	2-7	28.6%
2 nd FG%	14-28	50.0%
3PT%	8-16	50.0%
FT%	9-9	100%
GM FG%	23-59	39.0%
3PT%	12-30	40.0%
FT%	11-16	68.8%

Dead Ball Rebounds: 2, 0

Biggest lead

NEB 19 (2nd 16:17) 0 (1st 20:00)

GU 0 (1st 3:13) 6 (2nd 13:57)

Best Scoring Run

NEB 34 7

GU 14 18

Lead Changes

0

Times Tied

1

Time with Lead

39:06 00:00

Points from Turnovers

NEB 14 7

GU 34 18

Second Chance

NEB 9 4

GU 7 4

Fast Breaks


NEB 24 45

GU 69

Bench

NEB 25 14

GU 24 69



Official Basketball Box Score - Final
Nebraska at UCF
04/06/25 T-Mobile Arena, Las Vegas
2024-25 Men's Basketball

Game Time: 2:30 PM
Game Duration: 2:04
Attendance: 3,314

Officials: Brian O'Connell, D.J. Carstensen, Tyler Kumpf

Nebraska - 77

Record: 21-14

NO. Name	Min	FG M-A	3P M-A	FT M-A	Rebounds OR DR TOT	Fouls PF FO	TP	AS	TO	ST	Blocks BS BA	+/-
4 Juwan Gary	F 33:06	8-15	1-3	3-3	2 6 8	2 3	20	0	2	2	0 1 13	
23 Andrew Morgan	F 26:43	4-6	0-0	0-1	1 2 3	3 1	8	4	2	1	1 0 6	
1 Sam Holberg	G 35:44	0-3	0-1	0-0	2 1 3	1 1	0	7	0	2	1 0 16	
3 Brice Williams	G 31:21	6-14	3-8	6-8	0 4 4	4 7	21	3	2	1	0 1 12	
31 Cale Jacobsen	G 25:04	2-4	1-1	0-0	0 6 6	0 0	5	1	2	1	1 0 -11	
0 Connor Essiegan	27:22	8-16	4-8	1-3	1 3 4	2 2	21	2	1	1	0 2 20	
34 Braxton Meah	08:14	0-0	0-0	0-0	0 3 3	1 0	0	2	0	0	0 0 2	
2 Ahron Uls	08:18	1-3	0-0	0-0	0 1 1	0 1	2	1	0	0	0 1 -2	
9 Berke Buyuktuncel	04:08	0-0	0-2	0-2	2 2 2	1 1	0	0	0	0	0 0 -1	
Team					3 1 4		0	0				
Totals		29-61	9-21	10-17	9 29 38	14 16 77	20	9	8	3	5 11	

Technical Fouls: NONE

Shooting By Period

1 st FG%	14-33	42.4%
3PT%	5-13	38.5%
FT%	2-2	100%
2 nd FG%	15-28	53.6%
3PT%	4-8	50.0%
FT%	8-15	53.3%
GM FG%	29-61	47.5%
3PT%	9-21	42.9%
FT%	10-17	58.8%

Dead Ball Rebounds: 3, 0

Biggest lead

BSU 7 (1st 7:57) 15 (2nd 4:48)

NU 9 (2nd 1:31) 9 (1st 2:58)

Best Scoring Run

BSU 28 26

NU 14 8

Lead Changes

1

Times Tied

3

Time with Lead

11:26 24:52

Points from Turnovers

BSU 11 7

NU 26 26

Second Chance

BSU 33 36

NU 69

Fast Breaks


BSU 39 40

NU 79

Bench

BSU 12 26

NU 6 10



Official Basketball Box Score - Final
Nebraska at UCF
04/06/25 T-Mobile Arena, Las Vegas
2024-25 Men's Basketball

Game Time: 2:30 PM
Game Duration: 2:04
Attendance: 3,314

Officials: Brian O'Connell, D.J. Carstensen, Tyler Kumpf

UCF - 66

Record: 20-17

NO. Name	Min	FG M-A	3P M-A	FT M-A	Rebounds OR DR TOT	Fouls PF FO	TP	AS	TO	ST	Blocks BS BA	+/-
52 Moustapha Thiam	C 35:39	4-9	1-3	0-0	2 9 11	0 1	9	2	2	1	3 0 -10	
3 Darius Johnson	G 26:34	1-11	0-5	2-2	1 1 2	5 3	4	1	3	2	0 1 -9	
6 Dallan "Deebo" Coleman	G 23:50	2-4	0-2	0-0	0 1 1	0 1	0	4	2	0	0 1 0 -5	
15 Tyler Hendricks	G 28:33	2-7	1-3	0-0	1 6 7	3 3	5	1	0	0	0 2 5	
22 Nils Machowski	G 27:49	5-10	2-5	1-2	3 3 6	4 3	13	1	1	3	0 0 7	
0 Jordan Ivy-Curry	31:22	12-22	3-9	2-2	3 0 3	3 2	29	1	6	0	0 0 -17	
7 Dior Johnson	18:34	1-4	0-2	0-0	0 3 3	2 1	2	0	0	1	0 0 -19	
5 Benny Williams	07:39	0-1	0-0	0-0	1 1 2	0 1	0	0	0	0	1 0 -7	
Team					2 2 4		0	0				
Totals		27-68	7-29	5-6	13 26 39	17 14 66	8	12	7	5	3 -11	

Technical Fouls: Ivy-Curry 2nd 6:01

Shooting By Period

1 st FG%	14-31	45.2%
3PT%	4-12	33.3%
FT%	3-3	100%
2 nd FG%	13-37	35.1%
3PT%	3-17	17.6%
FT%	2-3	66.7%
GM FG%	27-68	39.7%
3PT%	7-29	24.1%
FT%	5-6	83.3%

Dead Ball Rebounds: 0, 1

Biggest lead

NEB 12 (1st 10:21) 14 (2nd 14:55)

UCF 13 (2nd 7:27) 16 (2nd 14:55)

Best Scoring Run

NEB 30 32

UCF 10 15

Lead Changes

3

Times Tied

5

Time with Lead

25:52 08:54

Points from Turnovers

NEB 13 8

UCF 30 32

Second Chance

NEB 10 15

UCF 2 2

Fast Breaks

NEB 23 31

UCF 66

Bench

NEB 23 31

UCF 66



2024-25 Nebraska Men's Basketball Combined Team Statistics All games

Page 1/1
as of Apr 07, 2025

Game Records

Record	Overall	Home	Away	Neutral
ALL GAMES	21-14	10-6	5-7	6-1
CONFERENCE	7-13	4-6	3-7	0-0
NON-CONFERENCE	14-1	6-0	2-0	6-1

Score by Periods

Team	1st	2nd	OT	TOT
Nebraska	1218	1396	46	2660
Opponents	1188	1301	52	2541

Team Box Score

No.	Player				Total		3-Point		F-Throw		Rebounds											
		GP-GS	MIN	AVG	FG-FGA	FG%	3FG-3FGA	3FG%	FT-FTA	FT%	OFF	DEF	TOT	AVG	PF	DQ	A	TO	BLK	STL	PTS	AVG
3	WILLIAMS, Brice	35-35	1192:20	34.1	228-484	.471	68-184	.370	189-214	.883	19	123	142	4.1	63	0	100	83	10	38	713	20.4
4	GARY, Juwan	35-35	1068:52	30.5	176-389	.452	42-124	.339	116-145	.800	65	115	180	5.1	74	1	31	39	23	41	510	14.6
0	ESSEGAN, Connor	35-3	785:38	22.4	125-308	.406	78-207	.377	48-60	.800	8	90	98	2.8	36	0	38	33	3	17	376	10.7
23	MORGAN, Andrew	35-9	671:48	19.2	111-191	.581	4-14	.286	62-109	.569	54	100	154	4.4	66	1	37	51	12	16	288	8.2
24	WORSTER, Rollic	31-26	795:38	25.7	79-183	.432	11-50	.220	49-69	.710	20	107	127	4.1	56	1	82	40	7	27	218	7.0
9	BUYUKTUNCCEL, Berke	31-28	703:09	22.7	69-172	.401	23-83	.277	26-40	.650	43	126	169	5.5	74	2	43	38	20	25	187	6.0
1	HOIBERG, Sam	35-15	815:32	23.3	46-106	.434	20-56	.357	24-28	.857	11	68	79	2.3	70	3	65	34	5	48	136	3.9
34	MEAH, Braxton	29-20	387:17	13.4	36-47	.766	0-0	.000	14-31	.452	29	69	98	3.4	46	0	19	29	12	7	86	3.0
2	ULIS, Ahron	31-1	346:10	11.2	30-83	.361	6-26	.231	9-20	.450	13	28	41	1.3	32	0	48	16	0	15	75	2.4
12	GRIFFITHS, Gavin	16-0	135:43	8.5	13-38	.342	7-28	.250	0-0	.000	3	23	26	1.6	15	0	12	6	6	5	33	2.1
31	JACOBSEN, Cale	24-3	180:02	7.5	11-25	.440	4-11	.364	3-4	.750	3	26	29	1.2	12	0	21	11	5	11	29	1.2
8	GRACE, Jeff	11-0	11:12	1.0	3-5	.600	0-0	.000	1-2	.500	2	1	3	0.3	1	0	0	0	0	1	7	0.6
35	BURT, Henry	4-0	06:39	1.7	1-4	.250	0-1	.000	0-0	.000	0	0	0	0.0	1	0	0	0	0	0	2	0.5
Team											53	40	93					16				
Total		35	7100		928-2035	.456	263-784	.335	541-722	.749	323	916	1239	35.4	546	8	496	396	103	251	2660	76.0
Opponents		35	7100		905-2117	.427	329-971	.339	402-564	.713	365	871	1236	35.3	608	14	473	431	110	203	2541	72.6

Team Statistics

	NEBR	OPP
Scoring		
Points per game	2660	2541
Scoring margin	76.0	72.6
	+3.4	-
Field goals-att		
Field goal pct	928-2035	905-2117
	.456	.427
3 point fg-att		
3-point FG pct	263-784	329-971
	.335	.339
3-pt FG made per game	7.5	9.4
Free throws-att		
Free throw pct	541-722	402-564
	.749	.713
F-Throws made per game	15.5	11.5
Rebounds		
Rebounds per game	1239	1236
	35.4	35.3
Rebounding margin	+0.1	-
Assists		
Assists per game	496	473
	14.2	13.5
Turnovers		
Turnovers per game	396	431
	11.3	12.3
Turnover margin	+1.0	-
Assist/turnover ratio	1.3	1.1
Steals		
Steals per game	251	203
	7.2	5.8
Blocks		
Blocks per game	103	110
	2.9	3.1
Winning streak		
Home win streak	4	-
	0	-
Attendance		
Home games-Avg/Game	239426	126885
	16-14964	12-10574
Neutral site-Avg/Game	-	7-3589

Team Results

Date	Opponent		Score	Att.
11/04/2024	UTRGV	W	87-67	14305
11/09/2024	Bethune-Cookman	W	63-58	15138
11/13/2024	FDU	W	86-60	14473
11/17/2024	vs Saint Mary's (CA)	L	74-77	3241
11/22/2024	at Creighton	W	74-63	18475
11/27/2024	South Dakota	W	96-79	15172
12/01/2024	North Florida	W	103-72	15359
12/07/2024	at Michigan St.	L	52-89	14797
12/13/2024	Indiana	W	85-68	14635
12/22/2024	vs Murray St.	W	66-49	5049
12/23/2024	at Hawaii	W	69-55	4611
12/25/2024	vs Oregon St.	W	78-66	5086
12/30/2024	Southern U.	W	77-43	14855
01/04/2025	UCLA	W	66-58	15167
01/07/2025	at Iowa	Lot	87-97	7812
01/12/2025	at Purdue	L	68-104	14876
01/16/2025	Rutgers	L	82-85	13999
01/19/2025	at Maryland	L	66-69	11069
01/22/2025	Southern California	L	73-78	14492
01/26/2025	at Wisconsin	L	55-83	16838
01/30/2025	Illinois	Wot	80-74	14893
02/02/2025	at Oregon	W	77-71	7848
02/05/2025	at Washington	W	86-72	6384
02/09/2025	Ohio St.	W	79-71	15633
02/13/2025	Maryland	L	75-83	14785
02/16/2025	at Northwestern	W	68-64	7039
02/19/2025	at Penn St.	L	72-89	7115
02/24/2025	Michigan	L	46-49	15074
03/01/2025	Minnesota	L	65-67	15749
03/04/2025	at Ohio St.	Lot2	114-116	10021
03/09/2025	Iowa	L	68-83	15697
03/31/2025	vs Arizona St.	W	86-78	2947
04/02/2025	vs Georgetown	W	81-69	2512
04/05/2025	vs Boise St.	W	79-69	2972
04/06/2025	vs UCF	W	77-66	3314



2024-25 Nebraska Men's Basketball Combined Team Statistics In Conference games

Page 1/1
as of Apr 07, 2025

Game Records

Record	Overall	Home	Away	Neutral
ALL GAMES	7-13	4-6	3-7	0-0
CONFERENCE	7-13	4-6	3-7	0-0
NON-CONFERENCE	0-0	0-0	0-0	0-0

Score by Periods

Team	1st	2nd	OT	TOT
Nebraska	643	775	46	1464
Opponents	748	770	52	1570

Team Box Score

No.	Player				Total		3-Point		F-Throw		Rebounds												
		GP-GS	MIN	AVG	FG-FGA	FG%	3FG-3FGA	3FG%	FT-FTA	FT%	OFF	DEF	TOT	AVG	PF	DQ	A	TO	BLK	STL	PTS	AVG	
3	WILLIAMS, Brice	20-20	725:55	36.3	139-307	.453	38-114	.333	98-112	.875	12	76	88	4.4	32	0	59	47	6	22	414	20.7	
4	GARY, Juwan	20-20	654:34	32.7	106-241	.440	23-76	.303	70-89	.787	47	59	106	5.3	46	1	13	26	13	19	305	15.3	
23	MORGAN, Andrew	20-7	410:42	20.5	71-117	.607	2-9	.222	34-66	.515	30	50	80	4.0	39	1	22	35	6	11	178	8.9	
0	ESSEGAN, Connor	20-1	446:14	22.3	59-168	.351	37-112	.330	21-25	.840	5	51	56	2.8	15	0	24	15	3	11	176	8.8	
24	WORSTER, Rollie	20-15	511:56	25.6	46-109	.422	6-31	.194	27-38	.711	11	64	75	3.8	43	1	50	20	5	17	125	6.3	
9	BUYUKTUNCCEL, Berke	17-15	398:53	23.5	34-98	.347	16-52	.308	7-14	.500	18	63	81	4.8	46	2	25	21	9	13	91	5.4	
1	HOIBERG, Sam	20-11	484:59	24.2	28-59	.475	14-35	.400	18-20	.900	4	39	43	2.2	51	3	35	19	3	23	88	4.4	
34	MEAH, Braxton	16-10	203:38	12.7	17-20	.850	0-0	.000	10-22	.455	13	38	51	3.2	23	0	8	13	7	3	44	2.8	
2	ULIS, Ahron	20-1	191:44	9.6	13-37	.351	2-9	.222	3-9	.333	4	13	17	0.9	19	0	31	9	0	8	31	1.6	
12	GRIFFITHS, Gavin	8-0	42:02	5.3	2-10	.200	2-9	.222	0-0	.000	0	5	5	0.6	1	0	5	3	2	2	6	0.8	
8	GRACE, Jeff	6-0	04:23	0.7	1-1	1.000	0-0	.000	0-1	.000	0	0	0	0.0	1	0	0	0	0	1	2	0.3	
31	JACOBSEN, Cale	12-0	24:59	2.1	1-3	.333	1-3	.333	1-2	.500	0	4	4	0.3	2	0	0	3	0	0	4	0.3	
Team											33	25	58				9						
Total		20	4100		517-1170	.442	141-450	.313	289-398	.726	177	487	664	33.2	318	8	272	220	54	130	1464	73.2	
Opponents		20	4100		566-1230	.460	197-544	.362	241-329	.733	212	537	749	37.5	335	7	315	224	70	120	1570	78.5	

Team Statistics

	NEBR	OPP
Scoring		
Points per game	73.2	78.5
Scoring margin	-5.3	-
Field goals-att		
Field goal pct	.442	.460
3 point fg-att		
3-point FG pct	.313	.362
3-pt FG made per game	7.1	9.9
Free throws-att		
Free throw pct	.726	.733
F-Throws made per game	14.5	12.1
Rebounds		
Rebounds per game	33.2	37.5
Rebounding margin	-4.3	-
Assists		
Assists per game	13.6	15.8
Turnovers		
Turnovers per game	11.0	11.2
Turnover margin	+0.2	-
Assist/turnover ratio	1.2	1.4
Steals		
Steals per game	6.5	6.0
Blocks		
Blocks per game	2.7	3.5
Winning streak		
Home win streak	0	-
Attendance		
Home games-Avg/Game	10-15012	10-10380
Neutral site-Avg/Game	-	0-0

Team Results

Date	Opponent		Score	Att.
12/07/2024	at Michigan St.	L	52-89	14797
12/13/2024	Indiana	W	85-68	14635
01/04/2025	UCLA	W	66-58	15167
01/07/2025	at Iowa	Lot	87-97	7812
01/12/2025	at Purdue	L	68-104	14876
01/16/2025	Rutgers	L	82-85	13999
01/19/2025	at Maryland	L	66-69	11069
01/22/2025	Southern California	L	73-78	14492
01/26/2025	at Wisconsin	L	55-83	16838
01/30/2025	Illinois	Wot	80-74	14893
02/02/2025	at Oregon	W	77-71	7848
02/05/2025	at Washington	W	86-72	6384
02/09/2025	Ohio St.	W	79-71	15633
02/13/2025	Maryland	L	75-83	14785
02/16/2025	at Northwestern	W	68-64	7039
02/19/2025	at Penn St.	L	72-89	7115
02/24/2025	Michigan	L	46-49	15074
03/01/2025	Minnesota	L	65-67	15749
03/04/2025	at Ohio St.	Lot2	114-116	10021
03/09/2025	Iowa	L	68-83	15697



2024-25 Nebraska Men's Basketball
Combined Team Statistics
03/24/2025 - 04/07/2025

Page 1/1
as of Apr 07, 2025

Game Records

Record	Overall	Home	Away	Neutral
ALL GAMES	4-0	0-0	0-0	4-0
CONFERENCE	0-0	0-0	0-0	0-0
NON-CONFERENCE	4-0	0-0	0-0	4-0

Score by Periods

Team	1st	2nd	OT	TOT
Nebraska	138	185	0	323
Opponents	130	152	0	282

Team Box Score

No.	Player				Total		3-Point		F-Throw		Rebounds												
		GP-GS	MIN	AVG	FG-FGA	FG%	3FG-3FGA	3FG%	FT-FTA	FT%	OFF	DEF	TOT	AVG	PF	DQ	A	TO	BLK	STL	PTS	AVG	
3	WILLIAMS, Brice	4-4	144:54	36.2	26-52	.500	13-29	.448	28-34	.824	1	15	16	4.0	10	0	14	10	1	3	93	23.3	
4	GARY, Juwan	4-4	138:41	34.7	29-56	.518	8-14	.571	10-11	.909	7	25	32	8.0	6	0	5	3	3	6	76	19.0	
0	ESSEGAN, Connor	4-0	84:41	21.2	20-38	.526	8-21	.381	5-9	.556	1	10	11	2.8	7	0	5	5	0	3	53	13.3	
23	MORGAN, Andrew	4-2	86:16	21.6	14-25	.560	0-0	.000	4-7	.571	8	12	20	5.0	6	0	7	5	2	3	32	8.0	
31	JACOBSEN, Cale	4-3	105:17	26.3	8-15	.533	3-4	.750	1-1	1.000	1	16	17	4.3	8	0	13	5	3	7	20	5.0	
1	HOIBERG, Sam	4-4	120:22	30.1	6-19	.316	3-11	.273	4-5	.800	3	9	12	3.0	7	0	15	6	1	8	19	4.8	
2	ULIS, Ahron	4-0	48:42	12.2	6-16	.375	2-6	.333	2-2	1.000	3	5	8	2.0	3	0	5	2	0	1	16	4.0	
9	BUYUKTUNCCEL, Berke	4-3	53:03	13.3	3-13	.231	1-6	.167	2-4	.500	4	11	15	3.8	8	0	3	3	1	0	9	2.3	
34	MEAH, Braxton	3-0	18:04	6.0	2-3	.667	0-0	.000	1-2	.500	3	3	6	2.0	3	0	2	2	0	0	5	1.7	
Team											7	6	13					3					
Total		4	800		114-237	.481	38-91	.418	57-75	.760	38	112	150	37.5	58	0	69	44	11	31	323	80.8	
Opponents		4	800		101-246	.411	34-106	.321	46-59	.780	40	91	131	32.8	65	4	42	48	13	21	282	70.5	

Team Statistics

	NEBR	OPP
Scoring		
Points per game	323	282
Scoring margin	80.8	70.5
	+10.3	-
Field goals-att		
	114-237	101-246
Field goal pct	.481	.411
3 point fg-att		
	38-91	34-106
3-point FG pct	.418	.321
3-pt FG made per game	9.5	8.5
Free throws-att		
	57-75	46-59
Free throw pct	.760	.780
F-Throws made per game	14.3	11.5
Rebounds		
	150	131
Rebounds per game	37.5	32.8
Rebounding margin	+4.8	-
Assists		
	69	42
Assists per game	17.3	10.5
Turnovers		
	44	48
Turnovers per game	11.0	12.0
Turnover margin	+1.0	-
Assist/turnover ratio	1.6	0.9
Steals		
	31	21
Steals per game	7.8	5.3
Blocks		
	11	13
Blocks per game	2.8	3.3
Winning streak		
	4	-
Home win streak	0	-
Attendance		
	0	0
Home games-Avg/Game	0-0	0-0
Neutral site-Avg/Game	-	4-2936

Team Results

Date	Opponent		Score	Att.
03/31/2025	vs Arizona St.	W	86-78	2947
04/02/2025	vs Georgetown	W	81-69	2512
04/05/2025	vs Boise St.	W	79-69	2972
04/06/2025	vs UCF	W	77-66	3314



Nebraska Men's Basketball
Individual Career Summaries
All games

Page 1/10
as of Apr 07, 2025

BURT, Henry

				Field Goals		3-Point		F-Throws		Rebounds										Scoring	
SEASON	TEAM	GP-GS	MIN/AVG	FG-FGA	FG%	3FG-3FGA	3FG%	FT-FTA	FT%	OFF	DEF	TOT	AVG	PF-FO	A	TO	BLK	STL	PTS	AVG	
2023-24	Nebr	7-0	10/1.4	1-2	.500	0-1	.000	0-2	.000	0	3	3	0.4	1-0	0	0	0	0	2	0.3	
2024-25	Nebr	4-0	7/1.7	1-4	.250	0-1	.000	0-0	.000	0	0	0	0.0	1-0	0	0	0	0	2	0.5	
TOTAL		11-0	16/1.5	2-6	.333	0-2	.000	0-2	.000	0	3	3	0.3	2-0	0	0	0	0	4	0.4	

Single Game Highs

Statistic	Value	
Points	2	vs Florida A&M 11/09/23, vs FDU 11/13/24
Rebounds	1	vs Michigan 02/10/24, vs Florida A&M 11/09/23, vs Stony Brook 11/15/23
FG Made	1	vs Florida A&M 11/09/23, vs FDU 11/13/24
FG Attempts	2	vs FDU 11/13/24
3FG Attempts	1	at Michigan 03/10/24, vs FDU 11/13/24
FT Attempts	2	vs Florida A&M 11/09/23

BUYUKTUNCEL, Berke

				Field Goals		3-Point		F-Throws		Rebounds									Scoring	
SEASON	TEAM	GP-GS	MIN/AVG	FG-FGA	FG%	3FG-3FGA	3FG%	FT-FTA	FT%	OFF	DEF	TOT	AVG	PF-FO	A	TO	BLK	STL	PTS	AVG
2023-24	UCLA	26-8	425/16.3	40-104	.385	11-37	.297	27-43	.628	24	41	65	2.5	58-1	11	22	9	4	118	4.5
2024-25	Nebr	31-28	703/22.7	69-172	.401	23-83	.277	26-40	.650	43	126	169	5.5	74-2	43	38	20	25	187	6.0
TOTAL FOR Nebr		31-28	703/22.7	69-172	.401	23-83	.277	26-40	.650	43	126	169	5.5	74-2	43	38	20	25	187	6.0
TOTAL		57-36	1128/19.8	109-276	.395	34-120	.283	53-83	.639	67	167	234	4.1	132-3	54	60	29	29	305	5.4

Single Game Highs

Statistic	Value	
Points	16	vs Oregon St. 12/25/24
Rebounds	9	7 times
Assists	4	at Ohio St. 03/04/25
Steals	4	at Purdue 01/12/25
Blocks	3	vs Saint Mary's (CA) 11/17/24
FG Made	6	vs Oregon St. 12/25/24
FG Attempts	10	vs Michigan 02/24/25
3FG Made	3	vs Ohio St. 02/09/25, vs Oregon St. 12/25/24
3FG Attempts	6	at Oregon 02/02/25, vs Michigan 02/24/25, vs Ohio St. 02/09/25
FT Made	5	vs Chaminade 11/21/23, vs Saint Mary's (CA) 11/17/24
FT Attempts	9	vs Chaminade 11/21/23



Nebraska Men's Basketball
Individual Career Summaries
All games

Page 2/10
as of Apr 07, 2025

ESSEGIAN, Connor

				Field Goals		3-Point		F-Throws		Rebounds									Scoring	
SEASON	TEAM	GP-GS	MIN/AVG	FG-FGA	FG%	3FG-3FGA	3FG%	FT-FTA	FT%	OFF	DEF	TOT	AVG	PF-FO	A	TO	BLK	STL	PTS	AVG
2022-23	Wisc	35-19	959/27.4	133-329	.404	69-192	.359	76-86	.884	24	107	131	3.7	60-0	26	36	1	19	411	11.7
2023-24	Wisc	33-0	242/7.3	37-96	.385	20-66	.303	10-11	.909	2	25	27	0.8	24-0	8	12	0	4	104	3.2
2024-25	Nebr	35-3	786/22.4	125-308	.406	78-207	.377	48-60	.800	8	90	98	2.8	36-0	38	33	3	17	376	10.7
TOTAL FOR Nebr		35-3	786/22.4	125-308	.406	78-207	.377	48-60	.800	8	90	98	2.8	36-0	38	33	3	17	376	10.7
TOTAL		103-22	1986/19.3	295-733	.402	167-465	.359	134-157	.854	34	222	256	2.5	120-0	72	81	4	40	891	8.7

Single Game Highs

Statistic	Value	
Points	29	vs South Dakota 11/27/24
Rebounds	11	at Indiana 01/14/23
Assists	5	vs South Dakota 11/27/24
Steals	2	7 times
Blocks	1	4 times
FG Made	10	at Michigan 02/26/23, vs South Dakota 11/27/24
FG Attempts	22	vs South Dakota 11/27/24
3FG Made	6	vs North Florida 12/01/24, vs South Dakota 11/27/24, vs Southern U. 12/30/24
3FG Attempts	15	vs South Dakota 11/27/24
FT Made	9	vs Michigan 02/14/23, vs Bradley 03/14/23
FT Attempts	10	vs Michigan 02/14/23



**Nebraska Men's Basketball
Individual Career Summaries
All games**

Page 3/10
as of Apr 07, 2025

GARY, Juwan

SEASON	TEAM	GP-GS	MIN/AVG	Field Goals		3-Point		F-Throws		Rebounds									Scoring	
				FG-FGA	FG%	3FG-3FGA	3FG%	FT-FTA	FT%	OFF	DEF	TOT	AVG	PF-FO	A	TO	BLK	STL	PTS	AVG
2020-21	UA	30-2	284/9.5	48-89	.539	1-9	.111	18-34	.529	40	45	85	2.8	40-1	5	13	12	14	115	3.8
2021-22	UA	29-16	450/15.5	73-142	.514	9-41	.220	33-54	.611	49	50	99	3.4	61-1	9	18	16	17	188	6.5
2022-23	Nebr	17-17	502/29.6	64-147	.435	15-57	.263	18-29	.621	35	75	110	6.5	32-0	14	15	9	24	161	9.5
2023-24	Nebr	28-20	757/27.0	122-245	.498	26-85	.306	55-81	.679	62	108	170	6.1	61-2	35	20	21	31	325	11.6
2024-25	Nebr	35-35	1069/30.5	176-389	.452	42-124	.339	116-145	.800	65	115	180	5.1	74-1	31	39	23	41	510	14.6
TOTAL FOR Nebr		80-72	2329/29.1	362-781	.464	83-266	.312	189-255	.741	162	298	460	5.8	167-3	80	74	53	96	996	12.5
TOTAL		139-90	3062/22.0	483-1012	.477	93-316	.294	240-343	.700	251	393	644	4.6	268-5	94	105	81	127	1299	9.3

Single Game Highs

Statistic	Value	
Points	27	vs Southern California 01/22/25
Rebounds	18	at Kansas St. 12/17/23
Assists	5	vs FDU 11/13/24
Steals	5	vs Bethune-Cookman 11/09/24
Blocks	4	vs South Carolina St. 12/29/23
FG Made	11	vs Southern California 01/22/25
FG Attempts	21	at Iowa 01/07/25
3FG Made	4	vs Minnesota 02/25/24, vs Boise St. 04/05/25
3FG Attempts	7	4 times
FT Made	10	at Oregon 02/02/25
FT Attempts	12	at Oregon 02/02/25

GRACE, Jeff

SEASON	TEAM	GP-GS	MIN/AVG	Field Goals		3-Point		F-Throws		Rebounds									Scoring	
				FG-FGA	FG%	3FG-3FGA	3FG%	FT-FTA	FT%	OFF	DEF	TOT	AVG	PF-FO	A	TO	BLK	STL	PTS	AVG
2022-23	Nebr	11-0	12/1.1	1-2	.500	0-1	.000	2-4	.500	2	1	3	0.3	0-0	1	2	0	1	4	0.4
2023-24	Nebr	16-0	23/1.4	2-4	.500	0-1	.000	2-5	.400	2	1	3	0.2	2-0	2	1	0	0	6	0.4
2024-25	Nebr	11-0	11/1.0	3-5	.600	0-0	.000	1-2	.500	2	1	3	0.3	1-0	0	0	0	1	7	0.6
TOTAL		38-0	46/1.2	6-11	.545	0-2	.000	5-11	.455	6	3	9	0.2	3-0	3	3	0	2	17	0.4

Single Game Highs

Statistic	Value	
Points	3	vs FDU 11/13/24
Rebounds	1	9 times
Assists	1	vs Boston College 11/30/22, vs Lindenwood 11/06/23, vs Michigan 02/10/24
Steals	1	at Purdue 01/12/25, at Maryland 01/28/23
FG Made	1	6 times
FG Attempts	2	vs Lindenwood 11/06/23, vs FDU 11/13/24, vs North Florida 12/01/24
3FG Attempts	1	vs Omaha 11/10/22, vs Texas A&M 03/22/24
FT Made	2	at Michigan 02/08/23, vs South Carolina St. 12/29/23
FT Attempts	2	4 times



Nebraska Men's Basketball
Individual Career Summaries
All games

Page 4/10
as of Apr 07, 2025

GRIFFITHS, Gavin

				Field Goals		3-Point		F-Throws		Rebounds										Scoring	
SEASON	TEAM	GP-GS	MIN/AVG	FG-FGA	FG%	3FG-3FGA	3FG%	FT-FTA	FT%	OFF	DEF	TOT	AVG	PF-FO	A	TO	BLK	STL	PTS	AVG	
2023-24	RU	32-3	575/18.0	68-210	.324	31-110	.282	18-30	.600	22	49	71	2.2	38-0	20	30	13	10	185	5.8	
2024-25	Nebr	16-0	136/8.5	13-38	.342	7-28	.250	0-0	.000	3	23	26	1.6	15-0	12	6	6	5	33	2.1	
TOTAL FOR Nebr		16-0	136/8.5	13-38	.342	7-28	.250	0-0	.000	3	23	26	1.6	15-0	12	6	6	5	33	2.1	
TOTAL		48-3	711/14.8	81-248	.327	38-138	.275	18-30	.600	25	72	97	2.0	53-0	32	36	19	15	218	4.5	

Single Game Highs

Statistic	Value	
Points	25	vs Boston U. 11/10/23
Rebounds	6	at Purdue 02/22/24
Assists	3	4 times
Steals	3	vs LIU 12/16/23
Blocks	2	4 times
FG Made	9	vs Boston U. 11/10/23
FG Attempts	15	vs Boston U. 11/10/23
3FG Made	4	at Wisconsin 03/07/24
3FG Attempts	9	at Wisconsin 03/07/24
FT Made	4	vs Boston U. 11/10/23
FT Attempts	5	vs LIU 12/16/23

HOIBERG, Sam

				Field Goals		3-Point		F-Throws		Rebounds									Scoring	
SEASON	TEAM	GP-GS	MIN/AVG	FG-FGA	FG%	3FG-3FGA	3FG%	FT-FTA	FT%	OFF	DEF	TOT	AVG	PF-FO	A	TO	BLK	STL	PTS	AVG
2022-23	Nebr	21-1	267/12.7	27-49	.551	9-22	.409	23-28	.821	8	30	38	1.8	19-0	7	8	1	13	86	4.1
2023-24	Nebr	34-0	669/19.7	37-98	.378	15-49	.306	26-38	.684	19	79	98	2.9	67-0	59	24	3	31	115	3.4
2024-25	Nebr	35-15	816/23.3	46-106	.434	20-56	.357	24-28	.857	11	68	79	2.3	70-3	65	34	5	48	136	3.9
TOTAL		90-16	1752/19.5	110-253	.435	44-127	.346	73-94	.777	38	177	215	2.4	156-3	131	66	9	92	337	3.7

Single Game Highs

Statistic	Value	
Points	15	vs Lindenwood 11/06/23, at Maryland 01/28/23
Rebounds	7	vs South Carolina St. 12/29/23, vs Arizona St. 03/31/25
Assists	7	vs UCF 04/06/25
Steals	4	vs Florida A&M 11/09/23, vs North Florida 12/01/24, vs Arizona St. 03/31/25
Blocks	1	9 times
FG Made	6	at Maryland 01/28/23
FG Attempts	9	vs Iowa 03/09/25
3FG Made	3	at Maryland 01/28/23
3FG Attempts	7	vs Iowa 03/09/25
FT Made	5	vs Minnesota 02/25/23, vs Michigan St. 02/28/23
FT Attempts	6	vs Michigan St. 02/28/23, at Northwestern 02/07/24



**Nebraska Men's Basketball
Individual Career Summaries
All games**

Page 5/10
as of Apr 07, 2025

JACOBSEN, Cale

				Field Goals		3-Point		F-Throws		Rebounds									Scoring	
SEASON	TEAM	GP-GS	MIN/AVG	FG-FGA	FG%	3FG-3FGA	3FG%	FT-FTA	FT%	OFF	DEF	TOT	AVG	PF-FO	A	TO	BLK	STL	PTS	AVG
2023-24	Nebr	20-0	55/2.8	5-10	.500	1-3	.333	3-6	.500	0	3	3	0.2	5-0	5	2	0	1	14	0.7
2024-25	Nebr	24-3	180/7.5	11-25	.440	4-11	.364	3-4	.750	3	26	29	1.2	12-0	21	11	5	11	29	1.2
TOTAL		44-3	235/5.3	16-35	.457	5-14	.357	6-10	.600	3	29	32	0.7	17-0	26	13	5	12	43	1.0

Single Game Highs

Statistic	Value	
Points	7	vs Georgetown 04/02/25
Rebounds	6	vs Georgetown 04/02/25, vs UCF 04/06/25
Assists	5	vs Arizona St. 03/31/25
Steals	3	vs Georgetown 04/02/25, vs Arizona St. 03/31/25
Blocks	2	vs North Florida 12/01/24, vs Georgetown 04/02/25
FG Made	3	vs Georgetown 04/02/25
FG Attempts	7	vs Georgetown 04/02/25
3FG Made	2	vs Boise St. 04/05/25
3FG Attempts	3	at Michigan St. 12/07/24
FT Made	2	vs South Carolina St. 12/29/23
FT Attempts	2	4 times

MAST, Rienk

				Field Goals		3-Point		F-Throws		Rebounds									Scoring	
SEASON	TEAM	GP-GS	MIN/AVG	FG-FGA	FG%	3FG-3FGA	3FG%	FT-FTA	FT%	OFF	DEF	TOT	AVG	PF-FO	A	TO	BLK	STL	PTS	AVG
2020-21	BRAD	28-19	657/23.4	93-192	.484	33-92	.359	21-29	.724	46	118	164	5.9	43-0	37	33	13	8	240	8.6
2021-22	BRAD	31-31	852/27.5	138-290	.476	27-95	.284	57-82	.695	81	180	261	8.4	54-0	44	49	29	17	360	11.6
2022-23	BRAD	29-29	834/28.8	162-313	.518	24-68	.353	53-72	.736	64	168	232	8.0	62-0	70	52	15	18	401	13.8
2023-24	Nebr	32-32	951/29.7	148-342	.433	42-122	.344	57-68	.838	61	180	241	7.5	63-1	95	58	16	13	395	12.3
TOTAL FOR Nebr		32-32	951/29.7	148-342	.433	42-122	.344	57-68	.838	61	180	241	7.5	63-1	95	58	16	13	395	12.3
TOTAL		120-111	3294/27.5	541-1137	.476	126-377	.334	188-251	.749	252	646	898	7.5	222-1	246	192	73	56	1396	11.6

Single Game Highs

Statistic	Value	
Points	34	vs Ohio St. 01/23/24
Rebounds	17	vs UIC 12/31/22
Assists	8	vs Michigan 02/10/24
Steals	3	at Southern Ill. 02/15/22, at Indiana St. 01/02/22, vs Akron 12/22/22
Blocks	3	at Loyola Chicago 01/08/22, vs SIUE 12/04/21
FG Made	13	vs Ohio St. 01/23/24
FG Attempts	21	at Illinois 02/04/24
3FG Made	6	vs Ohio St. 01/23/24
3FG Attempts	9	at Illinois 02/04/24
FT Made	7	at Arkansas 12/17/22, vs Howard 11/13/21
FT Attempts	9	at Arkansas 12/17/22, vs Howard 11/13/21



Nebraska Men's Basketball
Individual Career Summaries
All games

Page 6/10
as of Apr 07, 2025

MEAH, Braxton

SEASON	TEAM	GP-GS	MIN/AVG	Field Goals		3-Point		F-Throws		Rebounds									Scoring	
				FG-FGA	FG%	3FG-3FGA	3FG%	FT-FTA	FT%	OFF	DEF	TOT	AVG	PF-FO	A	TO	BLK	STL	PTS	AVG
2020-21	Fresno	23-0	219/9.5	26-40	.650	0-0	.000	12-29	.414	26	26	52	2.3	34-1	2	8	11	4	64	2.8
2021-22	Fresno	32-0	258/8.1	29-37	.784	0-0	.000	13-29	.448	17	53	70	2.2	40-0	2	23	13	2	71	2.2
2022-23	UW	31-31	846/27.3	108-153	.706	0-0	.000	58-84	.690	72	150	222	7.2	89-4	18	47	50	15	274	8.8
2023-24	UW	32-16	541/16.9	67-87	.770	0-0	.000	34-69	.493	44	127	171	5.3	77-5	10	34	27	7	168	5.3
2024-25	Nebr	29-20	387/13.4	36-47	.766	0-0	.000	14-31	.452	29	69	98	3.4	46-0	19	29	12	7	86	3.0
TOTAL FOR Nebr		29-20	387/13.4	36-47	.766	0-0	.000	14-31	.452	29	69	98	3.4	46-0	19	29	12	7	86	3.0
TOTAL		147-67	2251/15.3	266-364	.731	0-0	.000	131-242	.541	188	425	613	4.2	286-10	51	141	113	35	663	4.5

Single Game Highs

Statistic	Value	
Points	21	vs Stanford 01/12/23
Rebounds	14	vs Arizona St. 01/11/24, at Arizona St. 02/22/24
Assists	3	vs Southern California 12/30/22, at Arizona 01/05/23, vs California 01/14/23
Steals	2	6 times
Blocks	6	vs Cal Poly 12/13/22
FG Made	9	vs UCLA 01/01/23
FG Attempts	10	vs UCLA 01/01/23, vs Stanford 01/12/23
FT Made	6	vs UC San Diego 11/28/23
FT Attempts	7	vs Cal Poly 12/13/22, at Arizona St. 02/22/24, vs Colorado 01/24/24



Nebraska Men's Basketball
Individual Career Summaries
All games

Page 7/10
as of Apr 07, 2025

MORGAN, Andrew

SEASON	TEAM	GP-GS	MIN/AVG	Field Goals		3-Point		F-Throws		Rebounds									Scoring	
				FG-FGA	FG%	3FG-3FGA	3FG%	FT-FTA	FT%	OFF	DEF	TOT	AVG	PF-FO	A	TO	BLK	STL	PTS	AVG
2021-22	NDSU	21-0	243/11.6	46-73	.630	3-7	.429	17-28	.607	18	52	70	3.3	30-0	7	19	8	4	112	5.3
2022-23	NDSU	32-30	693/21.7	136-231	.589	2-6	.333	62-113	.549	54	117	171	5.3	63-0	38	70	10	12	336	10.5
2023-24	NDSU	32-29	741/23.2	148-266	.556	12-33	.364	104-148	.703	62	99	161	5.0	76-0	32	65	8	10	412	12.9
2024-25	Nebr	35-9	672/19.2	111-191	.581	4-14	.286	62-109	.569	54	100	154	4.4	66-1	37	51	12	16	288	8.2
TOTAL FOR Nebr		35-9	672/19.2	111-191	.581	4-14	.286	62-109	.569	54	100	154	4.4	66-1	37	51	12	16	288	8.2
TOTAL		120-68	2349/19.6	441-761	.580	21-60	.350	245-398	.616	188	368	556	4.6	235-1	114	205	38	42	1148	9.6

Single Game Highs

Statistic	Value	
Points	31	vs Kansas City 02/08/24
Rebounds	14	vs Crown (MN) 11/20/22
Assists	4	at Denver 01/12/23, vs Oral Roberts 01/20/24, vs UCF 04/06/25
Steals	2	6 times
Blocks	3	at North Dakota 12/30/22, at Northwestern 02/16/25
FG Made	11	vs Kansas City 01/21/23, vs North Dakota 02/24/24
FG Attempts	16	vs Kansas City 01/21/23
3FG Made	2	vs Northland 12/02/21, vs North Dakota 02/24/24
3FG Attempts	3	at Creighton 11/11/23, vs North Dakota 02/24/24
FT Made	14	vs Kansas City 02/08/24
FT Attempts	16	vs Kansas City 02/08/24



Nebraska Men's Basketball
Individual Career Summaries
All games

Page 8/10
as of Apr 07, 2025

ULIS, Ahron

				Field Goals		3-Point		F-Throws		Rebounds									Scoring	
SEASON	TEAM	GP-GS	MIN/AVG	FG-FGA	FG%	3FG-3FGA	3FG%	FT-FTA	FT%	OFF	DEF	TOT	AVG	PF-FO	A	TO	BLK	STL	PTS	AVG
2020-21	Iowa	17-0	120/7.0	5-15	.333	0-3	.000	18-20	.900	6	9	15	0.9	8-0	20	6	1	1	28	1.6
2021-22	Iowa	35-0	486/13.9	34-100	.340	4-12	.333	38-48	.792	19	50	69	2.0	41-0	73	32	0	19	110	3.1
2022-23	Iowa	32-27	722/22.6	72-182	.396	22-69	.319	29-41	.707	6	44	50	1.6	42-0	67	35	4	17	195	6.1
2024-25	Nebr	31-1	346/11.2	30-83	.361	6-26	.231	9-20	.450	13	28	41	1.3	32-0	48	16	0	15	75	2.4
TOTAL FOR Nebr		31-1	346/11.2	30-83	.361	6-26	.231	9-20	.450	13	28	41	1.3	32-0	48	16	0	15	75	2.4
TOTAL		115-28	1674/14.6	141-380	.371	32-110	.291	94-129	.729	44	131	175	1.5	123-0	208	89	5	52	408	3.5

Single Game Highs

Statistic	Value	
Points	17	at Michigan St. 01/26/23
Rebounds	7	vs Iowa St. 12/08/22
Assists	10	at Maryland 01/19/25
Steals	3	vs Illinois 12/06/21
Blocks	1	5 times
FG Made	8	at Michigan St. 01/26/23
FG Attempts	10	vs Eastern Ill. 12/21/22, at Michigan St. 01/26/23
3FG Made	2	5 times
3FG Attempts	7	vs Eastern Ill. 12/21/22
FT Made	7	vs N.C. Central 11/16/21, at Penn St. 01/31/22
FT Attempts	8	vs N.C. Central 11/16/21, at Penn St. 01/31/22



Nebraska Men's Basketball
Individual Career Summaries
All games

Page 9/10
as of Apr 07, 2025

WILLIAMS, Brice

				Field Goals		3-Point		F-Throws		Rebounds										Scoring	
SEASON	TEAM	GP-GS	MIN/AVG	FG-FGA	FG%	3FG-3FGA	3FG%	FT-FTA	FT%	OFF	DEF	TOT	AVG	PF-FO	A	TO	BLK	STL	PTS	AVG	
2019-20	CLT	27-0	244/9.0	23-62	.371	9-30	.300	8-12	.667	5	35	40	1.5	18-0	4	11	7	6	63	2.3	
2020-21	CLT	25-14	738/29.5	86-182	.473	31-72	.431	40-57	.702	20	79	99	4.0	54-0	25	27	11	19	243	9.7	
2022-23	CLT	36-13	976/27.1	170-355	.479	58-146	.397	97-115	.843	28	162	190	5.3	48-1	43	46	13	20	495	13.8	
2023-24	Nebr	34-34	1011/29.7	143-322	.444	50-129	.388	119-141	.844	30	156	186	5.5	87-3	84	61	21	37	455	13.4	
2024-25	Nebr	35-35	1192/34.1	228-484	.471	68-184	.370	189-214	.883	19	123	142	4.1	63-0	100	83	10	38	713	20.4	
TOTAL FOR Nebr		69-69	2203/31.9	371-806	.460	118-313	.377	308-355	.868	49	279	328	4.8	150-3	184	144	31	75	1168	16.9	
TOTAL		157-96	4162/26.5	650-1405	.463	216-561	.385	453-539	.840	102	555	657	4.2	270-4	256	228	62	120	1969	12.5	

Single Game Highs

Statistic	Value	
Points	43	at Ohio St. 03/04/25
Rebounds	13	vs Rice 02/25/23
Assists	9	vs Purdue 01/09/24
Steals	4	vs Indiana 01/03/24
Blocks	3	4 times
FG Made	16	at Ohio St. 03/04/25
FG Attempts	29	at Ohio St. 03/04/25
3FG Made	5	at Ohio St. 03/04/25, vs Georgetown 04/02/25
3FG Attempts	10	vs FIU 02/02/23, vs UAB 03/04/23, vs Arizona St. 03/31/25
FT Made	11	vs Middle Tenn. 12/29/22, vs Saint Mary's (CA) 11/17/24, vs UCLA 01/04/25
FT Attempts	14	vs Louisiana Tech 12/31/22



Nebraska Men's Basketball
Individual Career Summaries
All games

Page 10/10
as of Apr 07, 2025

WORSTER, Rollie

				Field Goals		3-Point		F-Throws		Rebounds										Scoring	
SEASON	TEAM	GP-GS	MIN/AVG	FG-FGA	FG%	3FG-3FGA	3FG%	FT-FTA	FT%	OFF	DEF	TOT	AVG	PF-FO	A	TO	BLK	STL	PTS	AVG	
2020-21	USU	26-25	718/27.6	86-212	.406	23-81	.284	41-51	.804	21	78	99	3.8	58-1	92	64	6	24	236	9.1	
2021-22	Utah	31-30	889/28.7	88-218	.404	21-64	.328	37-46	.804	11	129	140	4.5	74-4	96	50	9	27	234	7.5	
2022-23	Utah	30-30	962/32.1	97-232	.418	22-79	.278	43-53	.811	12	144	156	5.2	72-3	149	57	6	25	259	8.6	
2023-24	Utah	16-16	503/31.4	54-132	.409	8-29	.276	43-61	.705	21	57	78	4.9	36-0	88	30	3	22	159	9.9	
2024-25	Nebr	31-26	796/25.7	79-183	.432	11-50	.220	49-69	.710	20	107	127	4.1	56-1	82	40	7	27	218	7.0	
TOTAL FOR Nebr		31-26	796/25.7	79-183	.432	11-50	.220	49-69	.710	20	107	127	4.1	56-1	82	40	7	27	218	7.0	
TOTAL		134-127	3867/28.9	404-977	.414	85-303	.281	213-280	.761	85	515	600	4.5	296-9	507	241	31	125	1106	8.3	

Single Game Highs

Statistic	Value	
Points	19	at UNLV 01/27/21, at Washington St. 12/04/22
Rebounds	11	vs Arizona 12/01/22
Assists	10	4 times
Steals	6	vs Eastern Wash. 11/06/23
Blocks	2	vs Oregon St. 02/03/22, at Washington 02/05/25
FG Made	7	at UNLV 01/27/21
FG Attempts	16	at Saint Mary's (CA) 11/27/23
3FG Made	3	at Air Force 01/02/21
3FG Attempts	7	vs Illinois 01/30/25
FT Made	8	vs Rutgers 01/16/25
FT Attempts	10	vs Rutgers 01/16/25