

# NEBRASKA

## SOFTBALL



### NEBRASKA AT BIG TEN TOURNAMENT

| THURSDAY  | FRIDAY                                  | SATURDAY                                     |
|---|---|--|
| <b>vs. Penn State/Iowa</b><br>10 a.m. (Central) | <b>Semifinal #1</b><br>4 p.m. (Central) | <b>Championship Game</b><br>3 p.m. (Central) |
| <b>TV: Big Ten Network</b>                      | <b>TV: Big Ten Network</b>              | <b>TV: Big Ten Network</b>                   |

Live audio of every Nebraska game available on Huskers.com & the Huskers app

The No. 19 Nebraska softball team is set to travel to the Big Ten Tournament this weekend in West Lafayette, Ind.

The Huskers ended with a 38-12 record on the season and was 17-5 in the Big Ten. NU finished in a tie for second with UCLA in the Big Ten standings. Nebraska earned the No. 3 seed in the 2025 Big Ten Tournament and will have a first round bye. The Big Red will open the tournament in a quarterfinal matchup at 10 a.m. (CT) on Thursday, May 8, against No. 6 seed Iowa or No. 11 seed Penn State.

Nebraska has won 10 conference tournaments in school history, including six in the Big Eight, three in the Big 12 and one in the Big Ten. The Huskers have made the championship game 15 times in their 40 all-time conference tournament appearances in program history, including two championship game appearances in their first nine Big Ten Tournaments.

NU closed out the regular season with a sweep of the Maryland Terrapins. The Huskers outscored UMD 24-3 on the weekend, including a 9-1 six-inning victory on Sunday that ended with a walk-off two-run homer by Ava Kuszak. Jordy Bahl grabbed wins on Friday and Sunday and earned her fifth Big Ten Pitcher of the Week honor after posting a 0.00 ERA and allowing only one hit on the weekend.

Every Big Ten Tournament game will be televised on the Big Ten Network. All of Nebraska's games will have a free radio broadcast with Nate Rohr on the call. The radio broadcast is available at Huskers.com/listen and on the official Huskers app.

### LEADING OFF

- Nebraska is currently ranked sixth nationally in run differential. The Big Red has scored 409 runs to its opponents' 157, for a differential of +252.
- Nebraska has been prone to big innings, scoring four or more runs in an inning 39 times, including 16 innings with six or more runs and seven innings with eight or more runs.
- Jordy Bahl now has 37 extra-base hits on the season, which is a single-season school record. Her next home run would make her the fourth player in NCAA history to record 20 HR and 20 wins in the same season.
- Nebraska now has 98 home runs and 198 extra-base hits on the season, both of which are program-record marks.
- NU saw Bowlin Stadium's first sellout and a program-record crowd of 3,021 on Saturday.
- Ava Kuszak became the seventh player in school history to record 50+ hits, runs and RBIs in the same season, just one week after Jordy Bahl became the sixth.
- Over the weekend, Nebraska extended its run total on the season to 409. That is a single-season program record and marks the second time in program history that NU has gotten to the 400+ run mark in a season.

### HUSKERS TO WATCH



**Jordy Bahl** was the Big Ten Pitcher of the Week for the fifth time this season. She went 2-0 this weekend with a 0.00 ERA and only one hit allowed in 11.0 innings. She also added 16 strikeouts.



**Ava Kuszak** hit the walk-off two-run homer that ended the Huskers' run-rule win on Sunday. She added four hits, four runs and five RBIs on the weekend with a 1.000 slugging percentage.

### 2025 SCHEDULE (38-12, 17-5 B1G)

NFCA Leadoff Classic (Clearwater, Fla.)

|        |                           |             |
|--------|---------------------------|-------------|
| Feb. 6 | vs. #6 Tennessee          | W, 7-1      |
| Feb. 7 | vs. Southern Mississippi  | W, 12-2 (5) |
| Feb. 7 | vs. Bethune-Cookman       | W, 9-1 (5)  |
| Feb. 8 | vs. #13 Texas Tech        | L, 5-6      |
| Feb. 9 | vs. #24 Mississippi State | L, 0-3      |

Troy Cox Classic (Las Cruces, N.M.)

|         |                       |             |
|---------|-----------------------|-------------|
| Feb. 14 | vs. Texas A&M - CC    | W, 20-1 (5) |
| Feb. 14 | at New Mexico State   | W, 10-0 (6) |
| Feb. 15 | vs. Montana           | W, 13-5 (6) |
| Feb. 15 | vs. Northern Colorado | W, 10-0 (5) |
| Feb. 16 | vs. Montana           | W, 16-3 (5) |

Mary Nutter Collegiate Classic (Cathedral City, Calif.)

|         |                    |             |
|---------|--------------------|-------------|
| Feb. 20 | vs. Baylor         | W, 4-1      |
| Feb. 20 | vs. #4 UCLA        | L, 1-9 (6)  |
| Feb. 21 | vs. #11 Duke       | L, 0-3 (8)  |
| Feb. 22 | vs. San Jose State | W, 12-4 (6) |
| Feb. 22 | vs. Howard         | W, 11-1 (5) |
| Feb. 23 | vs. Utah           | W, 10-2 (5) |

Shocker Invitational (Wichita, Kan.)

|         |                        |             |
|---------|------------------------|-------------|
| Feb. 28 | vs. South Dakota State | W, 8-5 (8)  |
| Feb. 28 | vs. #16 Oklahoma State | L, 0-1      |
| March 1 | vs. Missouri           | L, 1-7      |
| March 1 | at Wichita State       | W, 15-0 (5) |
| March 2 | vs. Missouri           | W, 10-9     |

Big Red Spring Fling (Bowlin Stadium)

|         |                    |             |
|---------|--------------------|-------------|
| March 8 | Northern Iowa      | W, 14-1 (5) |
| March 8 | Northern Colorado  | W, 12-4 (6) |
| March 9 | Northern Iowa      | W, 9-1 (5)  |
| March 9 | South Dakota State | W, 5-4 (9)  |

|          |                   |          |
|----------|-------------------|----------|
| March 14 | at RV Ohio State  | W, 9-5   |
| March 15 | at RV Ohio State  | L, 12-13 |
| March 16 | at RV Ohio State* | L, 6-12  |

|          |           |            |
|----------|-----------|------------|
| March 21 | Minnesota | W, 8-0 (6) |
| March 22 | Minnesota | W, 8-3     |
| March 23 | Minnesota | W, 8-2     |

|          |          |             |
|----------|----------|-------------|
| March 26 | at Omaha | W, 5-0      |
| March 29 | Purdue   | W, 13-1 (5) |
| March 30 | Purdue   | W, 6-0      |
| March 31 | Purdue   | L, 2-6      |

|         |         |             |
|---------|---------|-------------|
| April 4 | at Iowa | W, 12-0 (5) |
| April 5 | at Iowa | W, 14-1 (5) |
| April 6 | at Iowa | L, 2-5      |

|          |                 |             |
|----------|-----------------|-------------|
| April 9  | Creighton       | W, 8-2      |
| April 12 | at Northwestern | W, 11-1 (5) |
| April 13 | at Northwestern | W, 10-1 (5) |
| April 14 | at Northwestern | W, 3-0      |

|          |         |             |
|----------|---------|-------------|
| April 18 | Indiana | L, 2-6      |
| April 19 | Indiana | W, 12-4 (5) |

|          |               |             |
|----------|---------------|-------------|
| April 25 | at Washington | W, 12-8     |
| April 26 | at Washington | L, 2-10 (5) |
| April 27 | at Washington | W, 6-0      |

|       |          |            |
|-------|----------|------------|
| May 2 | Maryland | W, 6-0     |
| May 3 | Maryland | W, 9-2     |
| May 4 | Maryland | W, 9-1 (6) |

May 7-10 at Big Ten Tournament (West Lafayette, Ind.)

\*game will not count toward Big Ten standings

## NEBRASKA SOFTBALL FACTS

## UNIVERSITY INFORMATION

|                       |                      |
|-----------------------|----------------------|
| Location              | Lincoln, Neb.        |
| Population            | 293,678              |
| Founded               | 1869                 |
| Enrollment            | 24,431               |
| Nickname              | Cornhuskers, Huskers |
| Colors                | Scarlet & Cream      |
| Conference            | Big Ten              |
| Director of Athletics | Troy Dannen          |

## ATHLETIC COMMUNICATIONS

|                  |                      |
|------------------|----------------------|
| Softball Contact | Paige Trutna         |
| E-Mail           | ptrutna2@huskers.com |
| Cell Phone       | (402) 429-7576       |

## 2025 COACHING STAFF

|                        |                           |
|------------------------|---------------------------|
| Head Coach             | Rhonda Revelle            |
| Nebraska Record        | 1,165-677 (33rd year)     |
| Career Record          | 1,173-693 (34th year)     |
| Assoc. Head Coach      | Lori Sippel (36th year)   |
| Assistant Coach        | Diane Miller (17th year)  |
| Assistant Coach        | Olivia Ferrell (2nd year) |
| Graduate Assistant     | Allie Light (1st year)    |
| Director of Operations | Erin Bohling (5th year)   |

## 2024 SEASON REVIEW

|                         |            |
|-------------------------|------------|
| Overall Record          | 30-23      |
| Big Ten Record (Finish) | 12-9 (4th) |
| NCAA Record (Finish)    | N/A        |

## 2025 TEAM OUTLOOK

|                                  |      |
|----------------------------------|------|
| Letterwinners Returning/Lost     | 14/8 |
| Total Starters Returning/Lost    | 5/5  |
| Position Starters Returning/Lost | 5/3  |
| Starting Pitchers Returning/Lost | 0/2  |
| Returning All-Conference Players | 7*   |
| Returning All-Region Players     | 6*   |
| Returning All-Americans          | 1*   |
| Newcomers                        | 11   |

\*includes honors at a player's previous school

## STADIUM INFORMATION

|                          |                |
|--------------------------|----------------|
| Home Stadium             | Bowlin Stadium |
| Record at Bowlin Stadium | 288-122 (.702) |

## PROGRAM HISTORY

|                             |                  |
|-----------------------------|------------------|
| First Year of Softball      | 1976             |
| All-Time Record             | 1,646-972 (.629) |
| All-Time Conference Record  | 471-332 (.587)   |
| Big Ten Record              | 190-123 (.607)   |
| Overall Conference Titles   | 20               |
| Big Eight Titles            | 12               |
| Big 12 Titles               | 6                |
| Big Ten Titles              | 2                |
| NCAA Tournament Appearances | 26               |
| WCWS Appearances            | 7                |
| NCAA Tournament Record      | 65-56 (.537)     |
| NCAA Regional Record        | 55-39 (.585)     |
| NCAA Super Regional Record  | 2-3 (.400)       |
| WCWS Record                 | 8-14 (.363)      |
| NFCA All-Americans          | 30               |
| CSC Academic All-Americans  | 31               |

## PRONUNCIATION GUIDE

|                         |                    |
|-------------------------|--------------------|
| Katelyn Canada          | kuh-NAY-duh        |
| Hannah/Lauren Camenzind | Cam-en-zin-d       |
| Ava Kuszak              | KOOS-zak           |
| McKinley Malecha        | muh-LECK-uh        |
| Carlie Muhlbach         | Mule-bock          |
| Caitlin Olensky         | oh-LEN-ski         |
| Rhonda Revelle          | ruh-VELL           |
| Lori Sippel             | Sih-pull           |
| Abbie Squier            | SKWHY-er           |
| Malia Thoms             | TOMES              |
| Talia Tokheim           | TALL-yuh TOKE-heim |
| Haidyn Warner           | WERE-nerr          |

## NEBRASKA ROSTER &amp; SCHEDULE NOTES

• Nebraska's roster features 25 players, tied for the largest roster in school history. The roster features 10 Nebraska natives.

• Nebraska's squad is made up of three seniors, 11 juniors, six sophomores and five freshmen. The junior class is the largest of its kind in program history.

## ALL-REGION PLAYERS

- Jordy Bahl, RHP/UTL\*
  - Ava Bredwell, C
  - Lauren Camenzind, INF\*
  - Katelyn Canada, INF
  - Ava Kuszak, INF\*
  - Abbie Squier, OF
- \*all-region selection at previous school

## ALL-CONFERENCE PLAYERS

- Jordy Bahl, RHP/UTL\*
  - Ava Bredwell, C
  - Hannah Camenzind, LHP/UTL\*
  - Katelyn Canada, INF
  - Ava Kuszak, INF\*
  - Kylee Magee, RHP\*
  - Abbie Squier, OF
- \*all-conference selection at previous school

## 2025 TEAM CAPTAINS

- Jordy Bahl, Jr.
- McKinley Malecha, Sr.
- Abbie Squier, Sr.

• **Rhonda Revelle** has won more games than any other head coach (male or female) in the history of Husker Athletics. Entering the 2025 season, Revelle has the sixth-most wins of any active Division I head coach. Revelle is in her 33rd season and is the longest-tenured head coach in Husker Athletics history.

• Associate Head Coach **Lori Sippel** is in her 36th year at Nebraska. Sippel is the longest-tenured female assistant coach in the history of Nebraska Athletics.

• Revelle (1981-83) and Sippel (1985-88) also played for NU. Including their playing and coaching careers, Revelle and Sippel have been a part of 1,469 of Nebraska's 1,646 all-time victories (89 percent).

• Assistant coach **Diane Miller** rounds out the Husker coaching staff. In her 17th season, Miller has helped Nebraska's offense set more than 40 school records.

• The Huskers are scheduled to play 50 regular-season games in 2025, including 16 home games, 19 neutral-site games and 15 away games. This will mark the second straight year that NU will have more home games than true road games on the schedule.

• Nebraska will play a 22-game Big Ten schedule in 2025. This year marks the first season that Oregon, UCLA and Washington have joined the conference. The Huskers will play three-game series against Minnesota, Purdue, Iowa, Northwestern, Washington and Maryland. NU will host Indiana for a two-game series and will play three games against Ohio State, with two counting toward conference standings. The Big Red will also face UCLA at the Mary Nutter Collegiate Classic – that game will not count toward the Big Ten standings.

• The 2025 Big Ten Tournament will be held in West Lafayette, Ind., from May 7-10.

## 2025 NEBRASKA NUMERICAL ROSTER

| NO. | NAME             | POS.    | B/T | HT.  | YR. | HOMETOWN            |
|-----|------------------|---------|-----|------|-----|---------------------|
| 00  | McKinley Malecha | C       | R/R | 5-8  | Sr. | Lakeville, Minn.    |
| 1   | Olivia DiNardo   | C/UTL   | L/R | 5-7  | Jr. | San Mateo, Calif.   |
| 2   | Lauren Camenzind | INF/C   | R/R | 5-7  | Jr. | Valley, Neb.        |
| 3   | Bella Bacon      | INF     | R/R | 5-10 | Jr. | Omaha, Neb.         |
| 4   | Malia Thoms      | INF/OF  | L/R | 5-4  | So. | Lincoln, Neb.       |
| 5   | Macie Vickers    | C       | R/R | 5-7  | Fr. | Escalon, Calif.     |
| 7   | Ava Kuszak       | INF     | R/R | 5-7  | Jr. | Broomfield, Colo.   |
| 8   | Abbie Squier     | OF      | R/R | 5-7  | Sr. | Lincoln, Neb.       |
| 9   | Hannah Camenzind | LHP/UTL | L/L | 5-7  | Jr. | Valley, Neb.        |
| 11  | Talia Tokheim    | OF      | R/R | 5-7  | Jr. | San Carlos, Calif.  |
| 14  | Kacie Hoffmann   | OF      | L/L | 5-9  | Jr. | Elkhorn, Neb.       |
| 15  | Kennadi Williams | UTL     | R/R | 5-4  | Fr. | Lincoln, Neb.       |
| 18  | Nessa McMillen   | OF/UTL  | R/R | 5-9  | Fr. | Blair, Neb.         |
| 22  | Caitlin Olensky  | LHP     | L/L | 5-5  | So. | Montville, N.J.     |
| 24  | Ava Bredwell     | C       | R/R | 5-7  | Sr. | Shawnee, Kan.       |
| 26  | Alina Felix      | OF      | L/R | 5-7  | Jr. | Tucson, Ariz.       |
| 27  | Natalia Hill     | INF/OF  | R/R | 5-3  | Fr. | Norwalk, Calif.     |
| 29  | Samantha Bland   | INF     | R/R | 5-7  | So. | Chino Hills, Calif. |
| 31  | Kylee Magee      | RHP     | R/R | 5-9  | So. | Anaheim, Calif.     |
| 33  | Emmerson Cope    | RHP/UTL | R/R | 5-11 | So. | Topeka, Kan.        |
| 55  | Dakota Carter    | OF      | R/R | 5-6  | Jr. | Eastvale, Calif.    |
| 66  | Katelyn Canada   | INF     | L/R | 5-2  | Jr. | Cerritos, Calif.    |
| 72  | Carlie Muhlbach  | C/UTL   | R/R | 5-7  | Fr. | Gretna, Neb.        |
| 77  | Haidyn Warner    | C       | R/R | 5-9  | Jr. | Oro Valley, Ariz.   |
| 98  | Jordy Bahl       | RHP/UTL | R/R | 5-8  | Jr. | Papillion, Neb.     |

## BAHL'S CAMPAIGN FOR NATIONAL PLAYER OF THE YEAR

Nebraska softball junior Jordy Bahl has a solid argument to be the National Player of the Year, as her pitching and hitting stats stand out amongst all Division I players. She was named a Top 25 Finalist for the USA Softball Player-of-the-Year Award on April 30.

- Bahl ranks in the top 15 nationally in numerous categories – hits per seven innings (3rd), total bases (5th), shutouts (5th), strikeouts (6th), strikeouts per seven innings (6th), runs per game (8th), slugging percentage (8th), batting average (9th), ERA (10th), victories (10th), WHIP (13th), home runs (14th) and home runs per game (14th).
- The Papillion, Neb., native boasts a batting average of .467 on the season, which ranks ninth nationally. She has also contributed 59 runs, 70 hits, 59 RBIs, 16 doubles and 19 home runs so far this year. Bahl is the first Husker in school history to record 15 doubles and 15 home runs in the same season.
- Bahl owns the single-season extra-base hit record for NU, as she has 37 so far this season. She is also on pace for numerous school records. If the season ended today, she would rank first in batting average and slugging percentage, third in total bases, fourth in doubles, home runs and runs scored, fifth in RBIs and seventh in winning percentage.
- The junior is trying to become the first player since 2017 to score more runs than she allows (min. 130 IP). Bahl currently has 59 runs scored and only 56 runs allowed. Her next home run would make her the fourth player in NCAA history to record 20+ home runs at the plate and 20+ wins in the circle in the same season.

| Hitter | Category        | Pitcher |
|--------|-----------------|---------|
| .467   | Batting Average | .149    |
| 70     | Hits            | 86      |
| 59     | Runs            | 56      |
| 16     | Doubles         | 16      |
| 19     | Home Runs       | 13      |
| 37     | Extra-Base Hits | 30      |
| 11     | Strikeouts      | 234     |

## HUSKER HOME RUN QUICK HITTEES

The Nebraska softball team has enjoyed a solid season at the plate, most notably with its home run numbers.

- Nebraska is third in the nation with 98 home runs in a 50-game regular season. NU broke the school record for single-season home runs against Creighton on April 9. If the Big Red gets to 100 home runs, it would be the fourth team in Big Ten history to do so.
- A total of 14 Huskers have hit a home run this season, including 13 players with multiple home runs.
- The Huskers have homered five times in a game on six occasions this season, including three consecutive games to open the Troy Cox Classic.
- Nebraska has produced 15 innings this season with multiple home runs, including five innings with three or more home runs.
- Nebraska has hit back-to-back home runs seven times this season, including three times with three consecutive home runs that includes a school-record four straight home runs against San Jose State on Feb. 22.
- **Ava Kuszak (twice), Jordy Bahl (twice), Samantha Bland, Abbie Squier, Emmerson Cope (twice) and Hannah Camenzind** have all had a multi-homer game this season, including three-home run games from Kuszak against Montana on Feb. 16 and Bland at Iowa on April 5, both of which tied the Nebraska and Big Ten records for home runs in a game.
- Kuszak and Bahl have hit more home runs themselves (19) than 84 NCAA Division I teams. Together, Kuszak (19) and Bahl (19) have combined for 38 home runs. Their two-player combined total of 35 home runs would rank 101st among all NCAA Division I teams this spring and would be more than five Big Ten schools have hit as a team.
- Eleven Huskers – Bahl, Kuszak, Squier, Cope, Bland, **Bella Bacon, Alina Felix, Hannah Camenzind, Malia Thoms** and **Lauren Camenzind** – have already matched or exceeded their career season highs in home runs.

## NEBRASKA BY THE NUMBERS

**65 NCAA TOURNAMENT WINS**  
Nebraska has won 65 games in its 26 NCAA Tournament appearances (65-56). The 65 postseason wins rank 20th in NCAA history.

**31 ACADEMIC ALL-AMERICANS**  
Huskers have combined to earn 31 Academic All-America honors, a total that ranks third among all Division I softball programs.

**30 ALL-AMERICANS**  
A total of 18 Huskers have combined for 30 All-America awards, including eight multi-time All-Americans.

**26 NCAA TOURNAMENTS**  
The Huskers have made 26 appearances in the NCAA Tournament, including 13 straight from 1995 to 2007. Nebraska's 26 postseason appearances rank 14th in NCAA history.

**24 REVELLE ALL-AMERICANS**  
Rhonda Revelle has guided 15 players to a total of 24 All-America honors in her first 32 seasons as Nebraska's head coach.

**20 CONFERENCE TITLES**  
Nebraska has won a total of 20 conference championships. The Huskers won 12 Big Eight titles, six Big 12 crowns and have captured a pair of Big Ten titles.

**15 TOP-25 RANKINGS**  
Nebraska has been ranked in the final NFCA poll in 15 of the 29 years the poll has existed. The Huskers were one of only six teams nationally to be ranked in the final poll in each of the first 12 years it existed (1995 to 2006).

**15 REVELLE ACADEMIC ALL-AMERICANS**  
Rhonda Revelle has produced 15 academic All-Americans at Nebraska. That total ranks fourth among all active Division I softball head coaches.

**7 WCWS APPEARANCES**  
Nebraska has advanced to the Women's College World Series seven times to rank 15th in NCAA history.

**4 SOFTBALL OLYMPIANS**  
Four former Huskers have competed in the Olympics, combining for five Olympic Games. A fifth Husker (Taylor Edwards) was a 2020 Olympic alternate for Team USA.

## COLLEGE SOFTBALL POLLS

### USA TODAY/NFCA COACHES POLL

| Rk.        | Team              | Record       | Pts.       | Prev.     |
|------------|-------------------|--------------|------------|-----------|
| 1.         | Texas A&M (17)    | 43-9         | 754        | 2         |
| 2.         | Oklahoma (10)     | 43-7         | 746        | 1         |
| 3.         | Texas (2)         | 45-9         | 691        | 4         |
| 4.         | Oregon (1)        | 47-6         | 657        | 3         |
| 5.         | Tennessee         | 40-13        | 641        | 5         |
| 6.         | Florida State     | 44-8         | 611        | 7         |
| T-7.       | Arkansas (1)      | 38-11        | 585        | 8         |
| T-7.       | Florida           | 43-13        | 585        | 9         |
| 9.         | UCLA              | 47-9         | 542        | 6         |
| 10.        | LSU               | 40-13        | 501        | 10        |
| 11.        | Texas Tech        | 39-11        | 459        | 11        |
| 12.        | Arizona           | 43-10        | 445        | 12        |
| 13.        | Virginia Tech     | 40-10        | 381        | 13        |
| 14.        | South Carolina    | 39-14        | 374        | 14        |
| 15.        | Clemson           | 41-12        | 359        | 15        |
| 16.        | Stanford          | 39-10        | 315        | 16        |
| 17.        | Mississippi State | 35-15        | 269        | 18        |
| 18.        | Ole Miss          | 35-16        | 225        | 17        |
| <b>19.</b> | <b>Nebraska</b>   | <b>38-12</b> | <b>217</b> | <b>20</b> |
| 20.        | Alabama           | 36-20        | 190        | 19        |
| 21.        | Duke              | 37-15        | 148        | 22        |
| 22.        | Ohio State        | 43-11-1      | 126        | 21        |
| 23.        | Oklahoma State    | 33-17        | 93         | 23        |
| 24.        | Grand Canyon      | 43-6         | 89         | 24        |
| 25.        | Virginia          | 36-16        | 38         | 25        |

### ESPN.COM/USA SOFTBALL POLL

| Rk.        | Team              | Record       | Pts.       | Prev.       |
|------------|-------------------|--------------|------------|-------------|
| 1.         | Texas A&M (12)    | 43-9         | 606        | 4           |
| 2.         | Oklahoma (6)      | 43-7         | 570        | 1           |
| 3.         | Tennessee         | 40-13        | 535        | 2           |
| 4.         | Florida (1)       | 43-13        | 530        | 7           |
| 5.         | Texas (3)         | 45-9         | 528        | 5           |
| 6.         | Arkansas (2)      | 38-11        | 526        | 6           |
| 7.         | Oregon (1)        | 47-6         | 524        | 3           |
| 8.         | Florida State     | 44-8         | 467        | 9           |
| 9.         | LSU               | 40-13        | 408        | 10          |
| 10.        | UCLA              | 47-9         | 393        | 8           |
| 11.        | Texas Tech        | 42-12        | 370        | 11          |
| 12.        | South Carolina    | 39-14        | 343        | 12          |
| 13.        | Arizona           | 43-10        | 338        | 13          |
| T-14.      | Virginia Tech     | 40-10        | 269        | 15          |
| T-14.      | Clemson           | 41-12        | 269        | 16          |
| 16.        | Alabama           | 36-20        | 256        | 14          |
| 17.        | Stanford          | 39-10        | 222        | 17          |
| 18.        | Mississippi State | 37-16        | 220        | 18          |
| <b>19.</b> | <b>Nebraska</b>   | <b>38-12</b> | <b>157</b> | <b>T-21</b> |
| 20.        | Duke              | 37-15        | 154        | 20          |
| 21.        | Ole Miss          | 35-16        | 149        | 19          |
| 22.        | Ohio State        | 43-11-1      | 104        | T-21        |
| 23.        | Oklahoma State    | 33-17        | 89         | 23          |
| 24.        | Grand Canyon      | 43-6         | 43         | T-24        |
| 25.        | Virginia          | 36-16        | 16         | RV          |

## NEBRASKA'S INDIVIDUAL NATIONAL AND CONFERENCE RANKS

| Stat                         | Player     | National Rank | Big Ten Rank | Value |
|------------------------------|------------|---------------|--------------|-------|
| Hits per Seven Innings       | Jordy Bahl | 3             | 1            | 3.69  |
| Total Bases                  | Jordy Bahl | 5             | 2            | 147   |
| Shutouts                     | Jordy Bahl | 5             | 1            | 7     |
| Strikeouts                   | Jordy Bahl | 6             | 1            | 234   |
| Strikeouts per Seven Innings | Jordy Bahl | 6             | 1            | 10.0  |
| Extra-Base Hits              | Jordy Bahl | 7             | 2            | 37    |
| Runs per Game                | Jordy Bahl | 8             | 1            | 1.20  |
| Slugging Percentage          | Jordy Bahl | 8             | 4            | 0.980 |
| Batting Average              | Jordy Bahl | 9             | 4            | 0.467 |
| ERA                          | Jordy Bahl | 10            | 1            | 1.46  |
| Victories                    | Jordy Bahl | 10            | 3            | 22    |
| Home Runs per Game           | Ava Kuszak | 13            | 4            | 0.40  |
| WHIP                         | Jordy Bahl | 13            | 2            | 0.94  |
| Home Runs                    | Jordy Bahl | 14            | 4            | 19    |
| Home Runs                    | Ava Kuszak | 14            | 4            | 19    |
| Home Runs per Game           | Jordy Bahl | 14            | 5            | 0.39  |
| Total Bases                  | Ava Kuszak | 15            | 5            | 133   |
| Complete Games               | Jordy Bahl | 16            | 2            | 18    |
| Extra-Base Hits              | Ava Kuszak | 16            | 7            | 32    |
| Slugging Percentage          | Ava Kuszak | 16            | 5            | 0.899 |
| Runs                         | Jordy Bahl | 18            | 4            | 59    |

## NEBRASKA'S TEAM NATIONAL AND CONFERENCE RANKS

| Stat                         | National Rank | Big Ten Rank | Value |
|------------------------------|---------------|--------------|-------|
| Extra-Base Hits              | 2             | 2            | 198   |
| Home Runs                    | 3             | 2            | 98    |
| Home Runs per Game           | 3             | 2            | 1.96  |
| Scoring                      | 3             | 2            | 8.18  |
| Slugging Percentage          | 3             | 2            | 0.647 |
| Doubles per Game             | 4             | 2            | 1.84  |
| RBI's per Game               | 4             | 2            | 7.32  |
| Batting Average              | 5             | 2            | 0.355 |
| Doubles                      | 5             | 3            | 92    |
| Total Runs                   | 7             | 4            | 409   |
| Strikeouts per Seven Innings | 8             | 4            | 7.72  |
| RBI's                        | 9             | 4            | 366   |
| Hits                         | 12            | 3            | 487   |
| On Base Percentage           | 16            | 5            | 0.434 |
| ERA                          | 20            | 3            | 2.57  |

## BAHL SOLID AT THE PLATE

Nebraska softball pitcher and utility player **Jordy Bahl** has not only had an impact in the circle, but her offense is a force to be reckoned with.

- Bahl ranks in the top 25 nationally in total bases (5th), runs per game (8th), slugging percentage (8th), batting average (9th), home runs (14th), home runs per game (14th), runs (18th) and on-base percentage (24th).
- On the season, 37 of Bahl's 70 hits have gone for extra bases. She averages an extra-base hit every 4.1 at bats.
- Bahl has nearly as many hits herself as she has allowed as a pitcher. Bahl has 70 hits in 150 at bats at the plate and in the circle, she has allowed only 86 hits in 668 opponent at bats.
- Bahl has also scored more runs herself (59) than she has allowed (56) in 163.1 innings in the circle.

## THE LAST TIME A HUSKER

|                          |  |
|--------------------------|--|
| Had 6+ At Bats           | 5 players vs. Wisconsin (5/8/16)                   |
| Had 5+ Hits              | Brooke Andrews (5) vs. Northern Colorado (3/17/24) |
| Scored 4+ Runs           | Ava Kuszak (4) vs. Montana (2/16/25)               |
| Had 3+ Doubles           | Cam Ybarra (4) vs. Lehigh (3/7/20)                 |
| Had 2+ Homers            | Jordy Bahl (2) at Washington (4/27/25)             |
| Had 3+ Homers            | Samantha Bland (3) at Iowa (4/5/25)                |
| Homered in 1st Career AB | Hailey Decker vs. UIC (2/8/13)                     |
| Stole 3+ Bases           | Nikki Haget (3) vs. La Salle (3/12/11)             |
| Drew 4+ Walks            | Billie Andrews (4) vs. Rutgers (4/2/22)            |
| Had 3+ HBP               | Samantha Owen (3) vs. Pittsburgh (2/17/19)         |
| Had 5+ RBI's             | Jordy Bahl (5) at Northwestern (4/12/25)           |
| Threw a No-Hitter        | Jordy Bahl vs. Northern Colorado (5 inn., 2/15/25) |
| Threw a Perfect Game     | Ashley DeBuhr vs. Iowa St. (4/13/05)               |
| Had 10+ Strikeouts       | Jordy Bahl (11) at Washington (4/27/25)            |
| Had 15+ Strikeouts       | Ashley Hagemann (17) at Omaha (4/19/12)            |
| Had a 10-Game Hit Streak | Jordy Bahl (10) in 2025                            |
| Had a 15-Game Hit Streak | Billie Andrews (19) in 2024                        |
| Had a 20-Game Hit Streak | Billie Andrews (23) in 2022                        |
| Had a 25-Game Hit Streak | Taylor Edwards (25) in 2013-14                     |



TEAM OFFENSIVE RECORDS NEBRASKA IS ON PACE TO BREAK IN 2025

| Stat                | Total | 50-Game Pace | School Record |
|---------------------|-------|--------------|---------------|
| Batting Average     | .355  | .355         | .337          |
| Runs Per Game       | 8.2   | 8.2          | 6.9           |
| Slugging Percentage | .647  | .647         | .523          |
| On-Base Percentage  | .434  | .434         | .431          |

INDIVIDUAL OFFENSIVE RECORDS NEBRASKA IS ON PACE TO BREAK IN 2025

| Player     | Stat                | Total | Pace | NU Record |
|------------|---------------------|-------|------|-----------|
| Jordy Bahl | Batting Average     | .467  | .467 | .439      |
| Jordy Bahl | Slugging Percentage | .980  | .980 | .865      |
| Ava Kuszak | Slugging Percentage | .899  | .899 | .865      |

HUSKERS IN THE RECORD BOOKS

- The 2025 Nebraska softball team is first in school history with 98 home runs, 198 extra-base hits and 409 runs on the season.
- As it stands, the 2025 squad would rank first in batting average (.355), slugging percentage (.647) and on-base percentage (.434).
- The Big Red scored 10+ runs in five straight games from Feb. 14-16 for the first time in program history.
- NU notched five home runs in three straight games for what is believed to be the first time in school history.
- In the Huskers' game against San Jose State at the Mary Nutter Collegiate Classic, they hit four straight home runs for the first time in program history.
- Nebraska scored 102 runs in its first 10 games of the season, which marked the quickest the team has hit the 100-run milestone. The Huskers scored 200 runs in their first 23 games of the season, which marked the quickest the team has hit the 200-run milestone.
- NU scored 300 runs through 37 games, which marked the quickest the team has hit the 300-run milestone. Before this year, the fastest pace was games 43 in 2015.
- The Big Red hit the 400-run milestone through 49 games, which is the fastest it got to that mark as well.
- **Ava Kuszak** and **Samantha Bland** have both posted three-homer games and are now tied with Kaylan Jablonski and Christie McCoy for the school record for home runs in a game.
- **Jordy Bahl** is first in school history with 37 extra-base hits this season, and her and Ava Kuszak are tied for fourth with 19 home runs apiece.
- If the season ended today, Bahl would be first in school history in batting average (.467), Kuszak would be fifth (.419) and Olivia DiNardo would be ninth (.398). Bahl would also rank first in slugging percentage (.980), while Kuszak would rank second (.899).

THE LAST TIME NEBRASKA...

|                                   |   |
|-----------------------------------|---|
| Beat a No. 1 Team                 | vs. No. 1 Michigan (1-0 on 4/8/16)          |
| Beat a Top-5 Team                 | vs. No. 1 Michigan (1-0 on 4/8/16)          |
| Beat a Top-10 Team                | vs. No. 6 Tennessee (7-1 on 2/6/25)         |
| Beat a Ranked Team                | vs. No. 6 Tennessee (7-1 on 2/6/25)         |
| Won When Trailing After 6 Innings | vs. South Dakota State (2/28/25)            |
| Lost When Leading After 6 Innings | vs. No. 13 Texas Tech (2/8/25)              |
| Scored 10+ Runs                   | at Washington [12] (4/25/25)                |
| Scored 15+ Runs                   | at Wichita State [15] (3/1/25)              |
| Scored 20+ Runs                   | vs. Texas A&M-Corpus Christi [20] (2/14/25) |
| Allowed 10+ Runs                  | at Washington [10] (4/26/25)                |
| Allowed 15+ Runs                  | vs. Wichita State [17] (3/2/24)             |
| Allowed 20+ Runs                  | vs. Northwestern [22] (4/27/23)             |
| Recorded 15+ Hits                 | vs. Montana [17] (2/16/25)                  |
| Recorded 20+ Hits                 | at Maryland [21] (4/3/16)                   |
| Hit 6+ Doubles                    | vs. Montana [6] (2/17/24)                   |
| Hit 4+ Home Runs                  | at Washington [5] (4/25/25)                 |
| Stole 6+ Bases                    | at Purdue [6] (4/13/19)                     |
| Drew 10+ Walks                    | at Iowa [10] (4/4/25)                       |
| Was No-Hit                        | at No. 24 Minesota (4/7/21)                 |

COLLEGE SOFTBALL POLLS

D1 SOFTBALL POLL

| Rk. | Team              | Record       | Prev.     |
|-----|-------------------|--------------|-----------|
| 1.  | Texas A&M         | 43-9         | 4         |
| 2.  | Arkansas          | 38-11        | 3         |
| 3.  | Oklahoma          | 43-7         | 1         |
| 4.  | Florida State     | 44-8         | 5         |
| 5.  | Tennessee         | 40-13        | 2         |
| 6.  | Texas             | 45-9         | 6         |
| 7.  | Florida           | 43-13        | 11        |
| 8.  | Oregon            | 46-6         | 7         |
| 9.  | Texas Tech        | 42-12        | 9         |
| 10. | Arizona           | 43-10        | 13        |
| 11. | LSU               | 40-13        | 10        |
| 12. | Clemson           | 41-12        | 12        |
| 13. | UCLA              | 47-9         | 8         |
| 14. | South Carolina    | 39-14        | 14        |
| 15. | Virginia Tech     | 40-10        | 15        |
| 16. | Stanford          | 39-10        | 17        |
| 18. | Mississippi State | 37-16        | 19        |
| 19. | <b>Nebraska</b>   | <b>38-12</b> | <b>20</b> |
| 20. | Alabama           | 36-20        | 18        |
| 21. | Ohio State        | 43-11-1      | 21        |
| 22. | Grand Canyon      | 43-6         | 23        |
| 23. | Virginia          | 36-16        | 24        |
| 24. | Florida Atlantic  | 44-9         | 25        |
| 25. | Ole Miss          | 35-16        | 22        |

SOFTBALL AMERICA POLL

| Rk. | Team              | Record       | Prev.     |
|-----|-------------------|--------------|-----------|
| 1.  | Arkansas          | 38-11        | 2         |
| 2.  | Texas A&M         | 43-9         | 6         |
| 3.  | Florida State     | 44-8         | 5         |
| 4.  | Oklahoma          | 43-7         | 1         |
| 5.  | Tennessee         | 40-13        | 3         |
| 6.  | Texas             | 45-9         | 7         |
| 7.  | Florida           | 43-13        | 8         |
| 8.  | Oregon            | 47-6         | 4         |
| 9.  | Texas Tech        | 42-12        | 10        |
| 10. | Clemson           | 41-12        | 11        |
| 11. | UCLA              | 47-9         | 9         |
| 12. | South Carolina    | 39-14        | 14        |
| 13. | LSU               | 40-13        | 12        |
| 14. | Arizona           | 43-10        | 15        |
| 15. | Alabama           | 36-20        | 13        |
| 16. | Stanford          | 38-10        | 16        |
| 17. | Mississippi State | 37-16        | 19        |
| 18. | Ohio State        | 43-11-1      | 17        |
| 19. | <b>Nebraska</b>   | <b>38-12</b> | <b>21</b> |
| 20. | Virginia Tech     | 40-10        | 18        |
| 21. | Ole Miss          | 35-16        | 20        |
| 22. | Duke              | 37-15        | 22        |
| 23. | GCU               | 43-6         | 23        |
| 24. | Florida Atlantic  | 43-9         | 24        |
| 25. | Virginia          | 36-16        | NR        |

## BIG TEN STANDINGS

| Rk. | Team           | Conference | Overall |
|-----|----------------|------------|---------|
| 1.  | Oregon         | 19-3       | 47-6    |
| 2.  | Nebraska       | 17-5       | 38-12   |
| 2.  | UCLA           | 17-5       | 47-9    |
| 4.  | Northwestern   | 16-6       | 29-17-1 |
| 4.  | Ohio State     | 16-6       | 43-11-1 |
| 6.  | Iowa           | 15-7       | 35-17   |
| 7.  | Washington     | 12-9       | 34-16   |
| 8.  | Michigan       | 11-11      | 34-19   |
| 8.  | Wisconsin      | 11-11      | 33-20   |
| 10. | Indiana        | 10-12      | 32-17   |
| 10. | Penn State     | 10-12      | 24-26   |
| 12. | Purdue         | 9-13       | 28-22   |
| 13. | Illinois       | 6-15       | 22-28   |
| 14. | Michigan State | 6-16       | 16-29   |
| 15. | Minnesota      | 5-17       | 20-30   |
| 16. | Maryland       | 3-19       | 18-31   |
| 16. | Rutgers        | 3-19       | 20-36   |

## HUSKER CONFERENCE HISTORY

## BIG EIGHT CONFERENCE (1976-1995)

| Year | Record | Finish | Tournament |
|------|--------|--------|------------|
| 1977 | 1-4    | t-4th  | N/A        |
| 1978 | 4-3    | 7th    | t-6th      |
| 1979 | 3-8    | 6th    | t-6th      |
| 1980 | 8-9    | 4th    | N/A        |
| 1981 | 5-6    | 3rd    | 3rd        |
| 1982 | 9-3    | 1st    | 1st        |
| 1983 | 3-7    | 7th    | N/A        |
| 1984 | 6-2    | 1st    | 1st        |
| 1985 | 11-1   | 1st    | 1st        |
| 1986 | 9-3    | 1st    | 1st        |
| 1987 | 8-2    | 1st    | 1st        |
| 1988 | 7-3    | 1st    | 1st        |
| 1989 | 6-4    | 3rd    | t-5th      |
| 1990 | 3-5    | 5th    | 2nd        |
| 1991 | 3-5    | 5th    | t-4th      |
| 1992 | 2-6    | 5th    | t-4th      |
| 1993 | 5-11   | 5th    | N/A        |
| 1994 | 5-15   | 6th    | N/A        |
| 1995 | 10-6   | 3rd    | N/A        |

TOTAL 108-103 12 total titles

## BIG 12 CONFERENCE (1996-2011)

| Year | Record | Finish | Tournament |
|------|--------|--------|------------|
| 1996 | 10-8   | 4th    | 2nd        |
| 1997 | 10-6   | 4th    | 5th        |
| 1998 | 16-0   | 1st    | 1st        |
| 1999 | 10-8   | 4th    | 2nd        |
| 2000 | 15-2   | 2nd    | 1st        |
| 2001 | 16-2   | 1st    | 5th        |
| 2002 | 11-5   | 2nd    | 2nd        |
| 2003 | 10-8   | 6th    | t-4th      |
| 2004 | 14-3   | 1st    | 1st        |
| 2005 | 9-9    | 7th    | t-5th      |
| 2006 | 13-4   | 2nd    | t-3rd      |
| 2007 | 10-8   | 5th    | t-5th      |
| 2008 | 4-14   | t-9th  | 2nd        |
| 2009 | 9-9    | 5th    | t-5th      |
| 2010 | 7-11   | t-6th  | t-5th      |
| 2011 | 9-9    | 6th    | N/A        |

TOTAL 173-106 6 total titles

## BIG TEN CONFERENCE (2012-PRES.)

| Year | Record | Finish | Tournament |
|------|--------|--------|------------|
| 2012 | 14-9   | 3rd    | N/A        |
| 2013 | 16-6   | 2nd    | t-3rd      |
| 2014 | 18-5   | t-1st  | t-5th      |
| 2015 | 17-6   | 3rd    | 2nd        |
| 2016 | 13-9   | 5th    | t-5th      |
| 2017 | 13-10  | 5th    | t-9th      |
| 2018 | 9-13   | 9th    | t-9th      |
| 2019 | 9-14   | t-8th  | t-9th      |
| 2021 | 22-22  | 8th    | N/A        |
| 2022 | 17-5   | 2nd    | 1st        |
| 2023 | 13-10  | 4th    | t-3rd      |
| 2024 | 12-9   | 4th    | t-3rd      |
| 2025 | 17-5   | t-2nd  | --         |

TOTAL 185-121 2 total titles

## HUSKERS HIT THE PORTAL

Nebraska utilized the transfer portal this offseason, bringing in six new players -- **Hannah** and **Lauren Camenzind** and **Kacie Hoffmann** from Arkansas, **Olivia DiNardo** from Arizona, **Kylee Magee** from Arizona State and **Ava Kuszak** from Wisconsin.

- **Hannah Camenzind** was a second-team All-SEC member in 2023. Over her two seasons with the Razorbacks, she posted a 14-3 record with 3.11 ERA over 119.1 total innings. At the plate, she batted .308.
- **Lauren Camenzind** was a third-team NFCA All-South Region member in 2023. Over her two seasons at Arkansas, she played in 86 games (79 starts) at both catcher and shortstop.
- **DiNardo** racked up numerous accolades during her two years at Arizona. She was a second-team NFCA All-West Region member in 2023 and a Third-Team member in 2024 and was named a Second-Team All-Pac-12 and Pac-12 All-Freshman Team honoree in 2023. Over the course of two seasons with the Wildcats, DiNardo started 102 games and built up a batting average of .340, along with 15 doubles, 20 home runs and 74 RBIs.
- **Hoffmann** played in 106 games with 96 starts during her time with Arkansas. She hit .244 and logged 16 doubles, 15 home runs and 47 RBIs.
- **Kuszak** earned second-team All-Big Ten honors and third-team NFCA All-Great Lakes Region accolades in 2024. During her two seasons at Wisconsin, she played in 76 games with 65 starts and notched 16 doubles, 10 home runs and 33 RBIs on a .278 batting average.
- **Magee** was named a member of the Pac-12 All-Freshman Team at Arizona State in 2023. She suffered an injury early in the 2024 season. She pitched in 27 games with 24 starts and compiled a 3.51 ERA and two saves, along with striking out 79 batters in 89.2 innings.

## NEBRASKA'S TRANSFERS

| PLAYER           | POS.    | CLASS | PREVIOUS SCHOOL |
|------------------|---------|-------|-----------------|
| Hannah Camenzind | LHP/UTL | Jr.   | Arkansas        |
| Lauren Camenzind | INF/C   | Jr.   | Arkansas        |
| Olivia DiNardo   | C/UTL   | Jr.   | Arizona         |
| Kacie Hoffmann   | OF      | Jr.   | Arkansas        |
| Ava Kuszak       | INF     | Jr.   | Wisconsin       |
| Kylee Magee      | RHP     | So.   | Arizona State   |

## HUSKER TRANSFER STATS

| PLAYER           | G-GS    | AVG. | AB  | R   | H   | 2B | HR | RBI | SLG% | OB%  |
|------------------|---------|------|-----|-----|-----|----|----|-----|------|------|
| Ava Kuszak       | 48-48   | .419 | 148 | 59  | 62  | 12 | 19 | 55  | .899 | .511 |
| Olivia DiNardo   | 43-39   | .398 | 123 | 13  | 49  | 9  | 5  | 38  | .593 | .464 |
| Kacie Hoffmann   | 42-39   | .368 | 114 | 20  | 42  | 9  | 7  | 24  | .649 | .450 |
| Hannah Camenzind | 47-44   | .365 | 137 | 35  | 50  | 14 | 8  | 35  | .642 | .463 |
| Lauren Camenzind | 50-49   | .311 | 135 | 36  | 42  | 5  | 3  | 29  | .430 | .404 |
| TOTAL            | 230-219 | .373 | 657 | 163 | 245 | 49 | 42 | 181 | .648 | .460 |

## WHAT NEBRASKA RETURNED IN 2025

Nebraska's 2025 roster consists of 25 total athletes. Fourteen of those are returners.

- The Huskers welcomed back 14 letterwinners from last season – **Bella Bacon**, **Jordy Bahl**, **Samantha Bland**, **Ava Bredwell**, **Katelyn Caneda**, **Dakota Carter**, **Emmerson Cope**, **Alina Felix**, **McKinley Malecha**, **Caitlin Olensky**, **Abbie Squier**, **Malia Thoms**, **Talia Tokheim** and **Haidyn Warner**.

## NEBRASKA'S 2025 RECORD WHEN...

|                        |       |                             |      |
|------------------------|-------|-----------------------------|------|
| Overall                | 38-12 | Out-Hitting Opponent        | 38-3 |
| Non-Conference         | 21-7  | Out-Hit by Opponent         | 0-7  |
| Big Ten Conference     | 17-5  | Scoring First               | 26-3 |
| Home                   | 14-2  | Opponent Scores First       | 12-9 |
| Neutral                | 13-6  | Scoring in the First Inning | 16-2 |
| Road                   | 11-4  | Scoring Fewer than 3 Runs   | 0-9  |
| Night Games            | 12-1  | Scoring 5 or More Runs      | 14-1 |
| Day Games              | 26-11 | Scoring 10 or More Runs     | 20-1 |
| Sunday                 | 9-3   | Allowing Fewer Than 3 Runs  | 27-1 |
| Monday                 | 1-1   | Allowing 5 or More Runs     | 2-5  |
| Tuesday                | 0-0   | Allowing 10 or More Runs    | 0-3  |
| Wednesday              | 2-0   | Leading After Five Innings  | 19-3 |
| Thursday               | 2-1   | Leading After Six Innings   | 15-1 |
| Friday                 | 10-3  | Trailing After Five Innings | 0-7  |
| Saturday               | 13-4  | Trailing After Six Innings  | 1-8  |
| vs. Ranked Opponents   | 1-5   | Tied After Five Innings     | 3-1  |
| vs. Unranked Opponents | 37-7  | Tied After Six Innings      | 0-1  |
| Extra Innings          | 2-1   | Committing 0 Errors         | 17-3 |
| 1-Run Games            | 2-3   | Committing 2 or More Errors | 7-4  |

- NU returned half of its starting lineup from 2024 in outfielder **Samantha Bland**, catcher **Ava Bredwell**, first baseman **Bella Bacon**, second baseman **Katelyn Canada** and designated player **Emmerson Cope**.
- Nebraska returned three of its top five hitters from 2024 – **Ava Bredwell** (.329), **Emmerson Cope** (.304) and **Alina Felix** (.302).
- Returners **Ava Bredwell**, **Samantha Bland**, **Bella Bacon** and **Katelyn Canada** each started in more than 95 percent of the Huskers' games last season.

## HUSKERS RETURNING FROM INJURIES

Nebraska faced significant adversity in 2024, as a total of six players suffered season-ending injuries, including four that are returning for the 2025 season. Additionally, Arizona State transfer **Kylee Magee** had to use the offseason for rehab.

- **Jordy Bahl** suffered a knee injury in the Huskers' 2024 season opener that required season-ending surgery. Bahl was a First-Team All-American, the Big 12 Pitcher of the Year and one of 10 national finalists for player of the year in 2022 and 2023.
- **Abbie Squier**, a returning All-Big Ten and all-region selection, returns after being out for the 2024 season due to surgery. In 2022 and 2023, she was the Big Red's starting left fielder.
- **Dakota Carter**, the Huskers' designated player, was deemed out for the 2024 season before it even began. In 2023, she scored 13 runs as a pinch runner and appeared in 39 games.
- **Caitlin Olensky** suffered a season-ending injury in the Huskers' conference opener against Illinois last year. Before her injury, she compiled a record of 3-2 with a team-best 3.30 ERA.
- **Emmerson Cope** was out for almost a month of the 2024 season after battling a back injury. When she was in the lineup, the Topeka, Kan., native amassed an ERA of 4.76 in the circle. She racked up 21 hits, 10 runs, six homers and 19 RBIs.
- **Talia Tokheim** missed the first 23 games of the season while rehabbing an injury from 2023. She returned for nine games before suffering another season-ending injury in game three of the Penn State series. In her limited time on the field, she notched 46 total bases and seven home runs.
- **Kylee Magee** suffered a season-ending injury after racking up six appearances with four starts in her sophomore year with the Sun Devils. In her first two years at Arizona State, she struck out 79 batters in 89.2 innings.

## NEBRASKA'S OFFENSIVE TEAM GAME-BY-GAME

| Date      | Opponent              | ab   | r   | h   | rbi | 2b | 3b | hr | tb  | bb  | lbb | sb | cs | hbp | sac | sf | gdp | k   | po  | a   | e  | lob | avg  |
|-----------|-----------------------|------|-----|-----|-----|----|----|----|-----|-----|-----|----|----|-----|-----|----|-----|-----|-----|-----|----|-----|------|
| Feb 06    | vs Tennessee          | 26   | 7   | 6   | 5   | 1  | 0  | 1  | 10  | 1   | 0   | 0  | 1  | 2   | 0   | 1  | 1   | 13  | 21  | 7   | 1  | 2   | .231 |
| Feb 07    | vs Southern Miss      | 24   | 12  | 12  | 11  | 2  | 0  | 2  | 20  | 3   | 0   | 1  | 0  | 1   | 0   | 0  | 0   | 2   | 15  | 7   | 1  | 3   | .360 |
| Feb 07    | vs Bethune-Cookman    | 24   | 9   | 9   | 5   | 2  | 1  | 1  | 16  | 2   | 0   | 3  | 0  | 1   | 0   | 0  | 0   | 2   | 15  | 9   | 3  | 4   | .365 |
| Feb 08    | vs Texas Tech         | 31   | 5   | 9   | 5   | 0  | 0  | 0  | 9   | 1   | 0   | 0  | 1  | 0   | 1   | 0  | 0   | 2   | 20  | 3   | 4  | 7   | .343 |
| Feb 09    | vs Mississippi State  | 27   | 0   | 5   | 0   | 2  | 0  | 0  | 7   | 0   | 0   | 1  | 0  | 0   | 0   | 0  | 0   | 6   | 18  | 8   | 0  | 6   | .311 |
| Feb 14    | vs Texas A&M-CC       | 28   | 20  | 13  | 18  | 3  | 0  | 5  | 31  | 7   | 0   | 1  | 0  | 2   | 0   | 0  | 1   | 1   | 15  | 4   | 0  | 2   | .338 |
| Feb 14    | at NM State           | 27   | 10  | 10  | 10  | 2  | 0  | 5  | 27  | 4   | 0   | 1  | 0  | 2   | 0   | 1  | 0   | 4   | 18  | 8   | 2  | 6   | .342 |
| Feb 15    | vs Montana            | 35   | 13  | 17  | 12  | 2  | 0  | 5  | 34  | 4   | 0   | 1  | 0  | 1   | 0   | 0  | 0   | 4   | 18  | 9   | 2  | 10  | .365 |
| Feb 15    | vs Northern Colorado  | 22   | 10  | 8   | 9   | 0  | 0  | 2  | 14  | 3   | 0   | 0  | 1  | 0   | 1   | 1  | 0   | 0   | 15  | 5   | 0  | 2   | .365 |
| Feb 16    | vs Montana            | 27   | 16  | 14  | 14  | 3  | 1  | 3  | 28  | 6   | 0   | 0  | 0  | 1   | 0   | 0  | 0   | 3   | 15  | 4   | 0  | 6   | .380 |
| Feb 20    | vs Baylor             | 27   | 4   | 8   | 4   | 2  | 0  | 1  | 13  | 3   | 0   | 0  | 1  | 1   | 0   | 1  | 0   | 1   | 21  | 7   | 2  | 7   | .372 |
| Feb 20    | vs UCLA               | 20   | 1   | 3   | 1   | 0  | 0  | 0  | 3   | 4   | 0   | 1  | 0  | 1   | 1   | 1  | 0   | 8   | 17  | 7   | 0  | 8   | .358 |
| Feb 21    | vs Duke               | 28   | 0   | 5   | 0   | 1  | 1  | 0  | 8   | 0   | 0   | 1  | 0  | 0   | 0   | 0  | 0   | 9   | 24  | 9   | 0  | 5   | .344 |
| Feb 22    | vs San Jose State     | 32   | 12  | 14  | 8   | 1  | 0  | 5  | 30  | 3   | 0   | 1  | 0  | 1   | 0   | 0  | 0   | 2   | 18  | 5   | 2  | 7   | .352 |
| Feb 22    | vs Howard             | 25   | 11  | 12  | 10  | 1  | 0  | 2  | 19  | 0   | 0   | 0  | 0  | 1   | 0   | 1  | 0   | 3   | 15  | 9   | 1  | 4   | .360 |
| Feb 23    | vs Utah               | 25   | 10  | 10  | 10  | 2  | 0  | 4  | 24  | 2   | 0   | 0  | 0  | 2   | 0   | 0  | 0   | 3   | 15  | 7   | 1  | 4   | .362 |
| Feb 28    | vs South Dakota State | 36   | 8   | 13  | 8   | 3  | 0  | 2  | 22  | 1   | 0   | 0  | 0  | 1   | 2   | 0  | 0   | 3   | 24  | 11  | 0  | 8   | .362 |
| Feb 28    | vs Oklahoma State     | 22   | 0   | 2   | 0   | 0  | 0  | 0  | 2   | 1   | 0   | 0  | 0  | 0   | 1   | 0  | 0   | 9   | 21  | 6   | 1  | 3   | .350 |
| Mar 01    | vs Missouri           | 24   | 1   | 4   | 1   | 1  | 0  | 0  | 5   | 0   | 0   | 0  | 1  | 1   | 0   | 0  | 0   | 3   | 21  | 11  | 2  | 3   | .341 |
| Mar 01    | at Wichita State      | 30   | 15  | 14  | 13  | 1  | 0  | 4  | 27  | 5   | 0   | 0  | 0  | 1   | 1   | 0  | 1   | 3   | 15  | 7   | 1  | 7   | .348 |
| Mar 02    | vs Missouri           | 29   | 10  | 10  | 10  | 0  | 0  | 3  | 19  | 3   | 0   | 0  | 0  | 2   | 0   | 2  | 0   | 6   | 21  | 7   | 1  | 5   | .348 |
| Mar 08    | NORTHERN IOWA         | 25   | 14  | 12  | 12  | 4  | 0  | 3  | 25  | 4   | 0   | 0  | 0  | 0   | 0   | 0  | 0   | 3   | 15  | 1   | 1  | 3   | .354 |
| Mar 08    | NORTHERN COLORAD      | 29   | 12  | 12  | 12  | 5  | 0  | 2  | 23  | 4   | 0   | 1  | 0  | 2   | 0   | 0  | 0   | 0   | 18  | 9   | 2  | 6   | .356 |
| Mar 09    | NORTHERN IOWA         | 22   | 9   | 9   | 7   | 3  | 1  | 2  | 20  | 2   | 0   | 0  | 0  | 0   | 1   | 0  | 0   | 0   | 15  | 5   | 1  | 4   | .358 |
| Mar 09    | SOUTH DAKOTA STAT     | 35   | 5   | 8   | 5   | 0  | 0  | 1  | 11  | 4   | 0   | 1  | 0  | 3   | 0   | 1  | 0   | 2   | 27  | 14  | 3  | 12  | .351 |
| Mar 14    | at Ohio State         | 33   | 9   | 13  | 9   | 4  | 0  | 3  | 26  | 2   | 0   | 0  | 0  | 1   | 0   | 0  | 0   | 3   | 21  | 2   | 1  | 6   | .353 |
| *Mar 15   | at Ohio State         | 35   | 12  | 13  | 8   | 3  | 0  | 4  | 28  | 4   | 0   | 0  | 0  | 1   | 0   | 0  | 0   | 5   | 18  | 5   | 2  | 7   | .354 |
| *Mar 16   | at Ohio State         | 31   | 6   | 11  | 5   | 2  | 0  | 2  | 19  | 0   | 0   | 0  | 0  | 0   | 0   | 2  | 0   | 2   | 18  | 2   | 1  | 6   | .354 |
| *Mar 21   | MINNESOTA             | 26   | 8   | 10  | 7   | 2  | 0  | 1  | 15  | 4   | 0   | 0  | 0  | 1   | 0   | 0  | 0   | 2   | 18  | 10  | 0  | 7   | .355 |
| *Mar 22   | MINNESOTA             | 30   | 8   | 12  | 6   | 1  | 0  | 0  | 13  | 2   | 0   | 2  | 0  | 2   | 0   | 0  | 0   | 2   | 21  | 4   | 0  | 8   | .357 |
| *Mar 23   | MINNESOTA             | 30   | 8   | 8   | 7   | 1  | 0  | 0  | 9   | 3   | 0   | 3  | 0  | 0   | 0   | 0  | 0   | 2   | 21  | 9   | 0  | 7   | .354 |
| 3/26/2025 | at Omaha              | 28   | 5   | 7   | 5   | 3  | 0  | 1  | 13  | 2   | 0   | 0  | 0  | 1   | 0   | 0  | 0   | 3   | 21  | 7   | 0  | 5   | .351 |
| *Mar 29   | PURDUE                | 25   | 13  | 13  | 13  | 1  | 0  | 3  | 23  | 3   | 0   | 2  | 0  | 0   | 0   | 1  | 0   | 2   | 15  | 6   | 1  | 4   | .355 |
| *Mar 30   | PURDUE                | 28   | 6   | 10  | 6   | 2  | 1  | 0  | 14  | 1   | 0   | 0  | 0  | 1   | 0   | 0  | 0   | 7   | 21  | 10  | 0  | 6   | .355 |
| *Mar 31   | PURDUE                | 29   | 2   | 7   | 2   | 0  | 0  | 2  | 13  | 5   | 0   | 1  | 0  | 0   | 0   | 0  | 0   | 5   | 21  | 7   | 2  | 11  | .352 |
| *Apr 04   | at Iowa Hawkeyes      | 20   | 12  | 7   | 11  | 3  | 0  | 1  | 13  | 10  | 0   | 1  | 1  | 2   | 0   | 1  | 0   | 2   | 15  | 2   | 0  | 6   | .352 |
| *Apr 05   | at Iowa Hawkeyes      | 26   | 14  | 12  | 14  | 4  | 0  | 6  | 34  | 5   | 0   | 3  | 0  | 1   | 0   | 1  | 0   | 5   | 15  | 4   | 0  | 4   | .355 |
| *Apr 06   | at Iowa Hawkeyes      | 29   | 2   | 8   | 1   | 3  | 0  | 0  | 11  | 2   | 0   | 2  | 0  | 0   | 0   | 0  | 0   | 7   | 18  | 7   | 1  | 8   | .352 |
| *Apr 09   | CREIGHTON             | 26   | 8   | 11  | 8   | 3  | 0  | 3  | 23  | 4   | 0   | 0  | 1  | 3   | 0   | 0  | 1   | 0   | 21  | 5   | 1  | 7   | .354 |
| *Apr 12   | at Northwestern       | 25   | 11  | 10  | 10  | 2  | 0  | 2  | 18  | 4   | 0   | 0  | 0  | 1   | 1   | 0  | 0   | 6   | 15  | 3   | 0  | 5   | .355 |
| *Apr 13   | at Northwestern       | 28   | 10  | 13  | 8   | 0  | 0  | 3  | 22  | 3   | 0   | 3  | 0  | 2   | 0   | 0  | 1   | 2   | 15  | 6   | 0  | 8   | .358 |
| *Apr 14   | at Northwestern       | 25   | 3   | 6   | 2   | 2  | 0  | 0  | 8   | 4   | 1   | 0  | 0  | 2   | 1   | 0  | 0   | 3   | 21  | 2   | 0  | 8   | .355 |
| *Apr 18   | INDIANA               | 24   | 2   | 4   | 2   | 0  | 1  | 1  | 9   | 5   | 0   | 0  | 1  | 2   | 0   | 0  | 0   | 3   | 21  | 9   | 1  | 8   | .351 |
| *Apr 19   | INDIANA               | 27   | 12  | 13  | 10  | 4  | 0  | 0  | 17  | 5   | 0   | 4  | 0  | 2   | 2   | 0  | 0   | 1   | 15  | 4   | 0  | 10  | .354 |
| *Apr 25   | at Washington         | 33   | 12  | 11  | 12  | 1  | 0  | 5  | 27  | 1   | 0   | 1  | 0  | 0   | 1   | 1  | 0   | 6   | 21  | 4   | 1  | 3   | .354 |
| *Apr 26   | at Washington         | 20   | 2   | 5   | 2   | 2  | 0  | 1  | 10  | 4   | 0   | 1  | 0  | 1   | 0   | 0  | 0   | 3   | 12  | 5   | 1  | 8   | .352 |
| *Apr 27   | at Washington         | 32   | 6   | 11  | 5   | 1  | 0  | 2  | 18  | 2   | 0   | 1  | 0  | 0   | 1   | 0  | 0   | 5   | 21  | 6   | 1  | 8   | .352 |
| *May 02   | MARYLAND              | 30   | 6   | 12  | 6   | 1  | 0  | 3  | 22  | 4   | 0   | 1  | 0  | 0   | 0   | 0  | 0   | 2   | 21  | 7   | 0  | 10  | .353 |
| *May 03   | MARYLAND              | 29   | 9   | 11  | 8   | 2  | 2  | 0  | 17  | 4   | 0   | 2  | 0  | 0   | 1   | 1  | 0   | 2   | 21  | 11  | 1  | 8   | .354 |
| *May 04   | MARYLAND              | 24   | 9   | 10  | 9   | 4  | 0  | 2  | 20  | 5   | 0   | 0  | 0  | 0   | 1   | 0  | 0   | 0   | 18  | 5   | 0  | 6   | .355 |
| Totals    |                       | 1373 | 409 | 487 | 366 | 92 | 8  | 98 | 889 | 155 | 1   | 40 | 8  | 49  | 16  | 16 | 5   | 172 | 922 | 321 | 45 | 308 | .355 |

## BOWLIN STADIUM



Bowlin Stadium opened in 2002 and is in its 24th season in 2025. The facility features space for nearly 3,000 fans and includes an underground system that heats the field. Just past the right field fence is the Alex Gordon Training Complex, a spacious indoor training facility. The clubhouse features a locker room, players' lounge, training room and coaches' offices.

## BOWLIN STADIUM FACTS

- Nebraska has won 70% of its games in Bowlin Stadium.
- Bowlin Stadium has hosted four NCAA Regionals (2004, 2005, 2007 and 2013).
- NU has ranked in the top 25 nationally in attendance 16 times at Bowlin Stadium, including five seasons ranked in the top 10.

## YEARLY RECORDS

| Year         | Record         | Pct.        |
|--------------|----------------|-------------|
| 2002         | 9-5            | .643        |
| 2003         | 14-7           | .667        |
| 2004         | 14-6           | .700        |
| 2005         | 9-7            | .563        |
| 2006         | 20-1           | .952        |
| 2007         | 18-5           | .783        |
| 2008         | 13-9           | .591        |
| 2009         | 13-5           | .722        |
| 2010         | 12-8           | .600        |
| 2011         | 10-4           | .714        |
| 2012         | 15-1           | .938        |
| 2013         | 18-4           | .818        |
| 2014         | 13-3           | .813        |
| 2015         | 11-6           | .647        |
| 2016         | 11-5           | .688        |
| 2017         | 13-6           | .684        |
| 2018         | 10-7           | .588        |
| 2019         | 7-9            | .412        |
| 2020         | 0-0            | .000        |
| 2021         | 11-5           | .688        |
| 2022         | 14-2           | .875        |
| 2023         | 8-5            | .615        |
| 2024         | 11-10          | .523        |
| 2025         | 14-2           | .846        |
| <b>TOTAL</b> | <b>288-122</b> | <b>.702</b> |

## LARGEST CROWDS

|     |       |                      |           |
|-----|-------|----------------------|-----------|
| 1.  | 3,021 | Maryland             | 5/3/2025  |
| 2.  | 2,699 | Indiana              | 4/19/2025 |
| 3.  | 2,691 | Northwestern         | 4/27/2024 |
| 4.  | 2,628 | Wichita St./Missouri | 3/2/2024  |
| 4.  | 2,628 | Maryland             | 5/4/2025  |
| 6.  | 2,599 | Penn State           | 4/6/2024  |
| 7.  | 2,473 | Minnesota            | 3/22/2025 |
| 8.  | 2,428 | UNI/UNC              | 3/8/2025  |
| 9.  | 2,384 | UNI/SDSU             | 3/9/2025  |
| 10. | 2,362 | Creighton            | 3/16/2024 |

## HUSKER AWARD TRACKER

## PRESEASON

NFCA Preseason Poll - No. 19  
 USA Softball Preseason Poll - No. 16  
 D1 Softball Preseason Poll - No. 14  
 Softball America Preseason Poll - No. 21

## Jordy Bahl

- USA Softball Top 53 Watchlist
- D1 Softball No. 2 Player to Watch
- D1 Softball No. 2 Pitcher to Watch
- D1 Softball Preseason First-Team All-American
- Softball America Preseason First-Team All-American
- Softball America No. 9 Player to Watch
- Big Ten Player to Watch

## Nessa McMillen

- Softball America Freshman to Watch

## Ava Kuszak

- Big Ten Player to Watch

## Olivia DiNardo

- Big Ten Player to Watch

## REGULAR SEASON

## Jordy Bahl

- NFCA Leadoff Classic All-Tournament Team
- Big Ten Co-Pitcher of the Week - 2/17
- NFCA Co-Player of the Week - 2/18
- Mary Nutter Classic All-Tournament Team
- Softball America No. 2 Two-Way Player - March Position Power Rankings
- D1 Softball No. 2 Pitcher - Biweekly Position Power Rankings
- Big Ten Pitcher of the Week - 3/24
- Big Ten Pitcher of the Week - 3/31
- Softball America No. 1 Two-Way Player - April Position Power Rankings
- Big Ten Pitcher of the Week - 4/14
- Softball America No. 1 Two-Way Player - May Position Power Rankings
- D1 Softball No. 1 Two-Way Player - 4/29
- Big Ten Player of the Week - 4/28
- NFCA Player of the Week - 4/29
- D1 Softball Player of the Week - 4/29
- Softball America Star of the Week - 4/29
- USA Softball Player of the Year Top 25 Finalist
- Big Ten Pitcher of the Week - 5/5

## Ava Kuszak

- Big Ten Co-Player of the Week - 2/17
- Softball America Star of the Week - 2/18
- Softball America No. 2 Shortstop - March Position Power Rankings
- Softball America No. 6 Shortstop - April Position Power Rankings
- D1 Softball #3 Shortstop - 4/2
- Softball America No. 5 Shortstop - May Position Power Rankings
- D1 Softball #4 Shortstop - 4/30

## Abbie Squier

- Mary Nutter Classic All-Tournament Team

## Kacie Hoffmann

- Mary Nutter Classic All-Tournament Team

## Olivia DiNardo

- Softball America No. 10 Utility Player - May Position Power Rankings

## BIG TEN TOURNAMENT NOTEBOOK

Nebraska has won a total of 10 conference tournament titles in school history, including six in the Big Eight, three in the Big 12 and one in the Big Ten (2022).

- Nebraska has qualified for each of the 10 Big Ten Tournaments since the tournament was reinstated in 2013.
- Nebraska owns an all-time record of 68-44 in conference tournaments.
- Rhonda Revelle owns a 42-28 record (.600) in her 24 conference tournament appearances at Nebraska. She has accounted for 62 percent of the Huskers' all-time conference tournament victories (42 of 68).
- Revelle has guided the Huskers to four conference tournament titles and five runner-up finishes.
- Below is a look at Nebraska's all-time Big Ten Tournament results (9-9).

## 2013 BIG TEN TOURNAMENT (1-1)

| Round         | Opponent  | Result |
|---------------|-----------|--------|
| Quarterfinals | Purdue    | W, 3-2 |
| Semifinals    | Minnesota | L, 0-1 |

## 2014 BIG TEN TOURNAMENT (0-1)

| Round         | Opponent   | Result     |
|---------------|------------|------------|
| Quarterfinals | Ohio State | L, 5-7 (8) |

## 2015 BIG TEN TOURNAMENT (2-1)

| Round         | Opponent      | Result |
|---------------|---------------|--------|
| Quarterfinals | at Ohio State | W, 5-2 |
| Semifinals    | Iowa          | W, 9-6 |
| Final         | Michigan      | L, 1-6 |

## 2016 BIG TEN TOURNAMENT (1-1)

| Round         | Opponent      | Result     |
|---------------|---------------|------------|
| First Round   | Purdue        | W, 8-0 (5) |
| Quarterfinals | at Penn State | L, 7-8     |

## 2017 BIG TEN TOURNAMENT (0-1)

| Round       | Opponent   | Result |
|-------------|------------|--------|
| First Round | Penn State | L, 0-5 |

## 2018 BIG TEN TOURNAMENT (0-1)

| Round       | Opponent       | Result |
|-------------|----------------|--------|
| First Round | Michigan State | L, 3-4 |

## 2019 BIG TEN TOURNAMENT (0-1)

| Round       | Opponent | Result |
|-------------|----------|--------|
| First Round | Illinois | L, 4-6 |

## 2022 BIG TEN TOURNAMENT (3-0)

| Round         | Opponent   | Result     |
|---------------|------------|------------|
| Quarterfinals | Penn State | W, 3-1     |
| Semifinals    | Ohio State | W, 2-1     |
| Final         | Michigan   | W, 3-1 (8) |

## 2023 BIG TEN TOURNAMENT (1-1)

| Round         | Opponent     | Result     |
|---------------|--------------|------------|
| Quarterfinals | at Illinois  | W, 1-0     |
| Semifinals    | Northwestern | L, 0-8 (5) |

## 2024 BIG TEN TOURNAMENT (1-1)

| Round         | Opponent  | Result     |
|---------------|-----------|------------|
| Quarterfinals | Minnesota | W, 11-2    |
| Semifinals    | Indiana   | L, 5-9 (8) |

## #1 OREGON (47-6, 19-3)

- Big Ten Regular Season Champions
- **2025 Series:** Did not play
- **All-Time Series:** Nebraska, 10-6
- **B1G Tournament:** Never played

## #2 UCLA (47-9, 17-5)

- Most WCWS appearances in the Big Ten
- **2025 Series:** UCLA, 1-0
- **All-Time Series:** UCLA, 16-1
- **B1G Tournament:** Never played

## #4 OHIO STATE (43-11-1, 16-6)

- Leads the nation with 243 extra-base hits
- **2025 Series:** Ohio State, 2-1
- **All-Time Series:** Nebraska, 17-3
- **B1G Tournament:** Nebraska, 2-1

## #5 NORTHWESTERN (29-17-1, 16-6)

- 2024 Big Ten Regular Season Champions
- **2025 Series:** Nebraska, 3-0
- **All-Time Series:** Nebraska, 24-23
- **B1G Tournament:** Northwestern, 1-0

## #6 IOWA (35-17, 15-7)

- Third-most Big Ten Championships (5)
- **2025 Series:** Nebraska, 2-1
- **All-Time Series:** Nebraska, 29-20
- **B1G Tournament:** Nebraska, 1-0

## #7 WASHINGTON (34-16, 12-9)

- First season in the Big Ten
- **2025 Series:** Nebraska, 2-1
- **All-Time Series:** Washington, 15-6
- **B1G Tournament:** Never played

## #8 MICHIGAN (34-19, 11-11)

- Most Big Ten Tournament Titles (11)
- **2025 Series:** Did not play
- **All-Time Series:** Michigan, 20-15
- **B1G Tournament:** Tied, 1-1

## #9 WISCONSIN (33-20, 11-11)

- Made eight straight Big Ten Tournaments
- **2025 Series:** Did not play
- **All-Time Series:** Nebraska, 27-15
- **B1G Tournament:** Never played

## #10 INDIANA (32-17, 10-12)

- First nationally in batting average (.373)
- **2025 Series:** Tied 1-1
- **All-Time Series:** Nebraska, 15-11
- **B1G Tournament:** Indiana, 1-0

## #11 PENN STATE (24-26, 10-12)

- Made five straight Big Ten Tournaments
- **2025 Series:** Did not play
- **All-Time Series:** Nebraska, 15-8
- **B1G Tournament:** Tied, 1-1

## #12 PURDUE (28-22, 9-13)

- Second-straight Big Ten Tournament berth
- **2025 Series:** Nebraska, 2-1
- **All-Time Series:** Nebraska, 20-11
- **B1G Tournament:** Nebraska, 2-0





# RHONDA REVELLE

**33RD SEASON AT NEBRASKA**

**1,165-677 RECORD**

**34TH CAREER SEASON**

**1,173-693 RECORD**

**WINNINGEST COACH IN THE  
HISTORY OF HUSKER ATHLETICS**

**COACH OF THE YEAR IN  
3 POWER CONFERENCES**

**NFCA HALL OF FAMER**

## COACHING NUMBERS

|                                     |    |
|-------------------------------------|----|
| Conference Coach-of-the-Year Awards | 4  |
| Big Ten Coach of the Year           | 1  |
| Big 12 Coach of the Year            | 2  |
| Big Eight Coach of the Year         | 1  |
| Conference Titles                   | 8  |
| Big Ten Conference Titles           | 2  |
| Big 12 Conference Titles            | 6  |
| NCAA Tournament Appearances         | 22 |
| Women's College World Series        | 3  |
| NFCA All-Americans                  | 24 |
| Academic All-Americans              | 15 |

## NFCA HALL-OF-FAME COACHES

(ACTIVE DIVISION I COACHES ONLY)

| Coach                        | Induction Year |
|------------------------------|----------------|
| Rhonda Revelle, Nebraska     | 2010           |
| Patty Gasso, Oklahoma        | 2012           |
| Patrick Murphy, Alabama      | 2013           |
| Jo Evans, UC Santa Barbara   | 2015           |
| Karen Weekly, Tennessee      | 2018           |
| Jenny Allard, Pittsburgh     | 2022           |
| Lonni Alameda, Florida State | 2023           |

## WINS AT CURRENT SCHOOL

(ACTIVE DIVISION I COACHES ONLY)

|                               |       |
|-------------------------------|-------|
| 1. Patty Gasso, Oklahoma      | 1,557 |
| 2. Patrick Murphy, Alabama    | 1,312 |
| 3. Rhonda Revelle, Nebraska   | 1,165 |
| 4. Ken Eriksen, South Florida | 1,158 |
| 5. Bob Coolen, Hawaii         | 1,130 |
| 6. Karen Weekly, Tennessee    | 1,125 |

(LIST INCLUDES GAMES THROUGH MAY 6, 2025)

## NCAA TOURNAMENTS AT CURRENT SCHOOL

(ACTIVE DIVISION I COACHES ONLY)

|                             |    |
|-----------------------------|----|
| 1. Patty Gasso, Oklahoma    | 29 |
| 2. Patrick Murphy, Alabama  | 25 |
| 3. Karen Weekly, Tennessee  | 23 |
| 4. Rhonda Revelle, Nebraska | 22 |

## ACADEMIC ALL-AMERICANS

(ACTIVE DIVISION I COACHES ONLY)

|                             |    |
|-----------------------------|----|
| 1. Patrick Murphy, Alabama  | 35 |
| 2. Karen Weekly, Tennessee  | 28 |
| 3. Tim Walton, Florida      | 23 |
| 4. Rhonda Revelle, Nebraska | 15 |

## HEAD COACH RHONDA REVELLE

### COACHING STOPS

|                                |              |
|--------------------------------|--------------|
| Nebraska (Head Coach)          | 1993-present |
| San Jose State (Assistant)     | 1989-92      |
| Cal State-Hayward (Assistant)  | 1988         |
| Nebraska Wesleyan (Head Coach) | 1987         |
| Nebraska Wesleyan (Assistant)  | 1986         |

### NEBRASKA WESLEYAN (1987)

| Year | Record | Conf. | Finish | Tourn. | Finish |
|------|--------|-------|--------|--------|--------|
| 1987 | 8-16   | 7-5   | N/A    | --     | --     |

### NEBRASKA (1993-PRESENT)

| Year | Record | Conf. | Finish | Tourn. | Finish |
|------|--------|-------|--------|--------|--------|
| 1993 | 18-23  | 5-11  | 5th    | --     | --     |
| 1994 | 25-33  | 5-15  | 6th    | --     | --     |
| 1995 | 43-20  | 10-6  | 3rd    | --     | --     |
| 1996 | 42-23  | 10-8  | 4th    | 3-2    | 2nd    |
| 1997 | 29-24  | 10-6  | 4th    | 1-2    | t-5th  |
| 1998 | 48-12  | 16-0  | 1st    | 4-0    | 1st    |
| 1999 | 35-21  | 10-8  | 4th    | 3-1    | 2nd    |
| 2000 | 52-21  | 15-2  | 2nd    | 4-1    | 1st    |
| 2001 | 51-15  | 16-2  | 1st    | 2-2    | t-3rd  |
| 2002 | 50-14  | 11-5  | 3rd    | 3-1    | 2nd    |
| 2003 | 39-17  | 10-8  | 6th    | 2-2    | t-3rd  |
| 2004 | 45-17  | 14-3  | 1st    | 4-0    | 1st    |
| 2005 | 36-23  | 9-9   | 7th    | 2-2    | t-5th  |
| 2006 | 44-12  | 13-4  | 2nd    | 2-2    | t-3rd  |
| 2007 | 37-20  | 10-8  | 5th    | 0-1    | t-7th  |
| 2008 | 25-28  | 4-14  | t-9th  | 3-1    | 2nd    |
| 2009 | 35-19  | 9-9   | 5th    | 0-1    | t-7th  |
| 2010 | 30-29  | 7-11  | t-6th  | 0-1    | t-7th  |
| 2011 | 41-14  | 9-9   | 6th    | --     | --     |
| 2012 | 33-22  | 14-9  | 3rd    | --     | --     |
| 2013 | 45-16  | 16-6  | 2nd    | 1-1    | t-3rd  |
| 2014 | 44-18  | 18-5  | t-1st  | 0-1    | t-5th  |
| 2015 | 35-23  | 17-6  | 3rd    | 2-1    | 2nd    |
| 2016 | 35-21  | 13-9  | 5th    | 1-1    | t-5th  |
| 2017 | 24-29  | 13-11 | 5th    | 0-1    | t-9th  |
| 2018 | 31-23  | 9-13  | 9th    | 0-1    | t-9th  |
| 2019 | 21-31  | 9-14  | 9th    | 0-1    | t-9th  |
| 2020 | 9-14   | 0-0   | --     | --     | --     |
| 2021 | 22-22  | 22-22 | 8th    | --     | --     |
| 2022 | 41-16  | 17-5  | 2nd    | 3-0    | 1st    |
| 2023 | 36-22  | 13-10 | 4th    | 1-1    | t-3rd  |
| 2024 | 30-23  | 12-9  | 4th    | 1-1    | t-3rd  |
| 2025 | 38-12  | 17-5  | t-2nd  | --     | --     |

### NCAA TOURNAMENT (NEBRASKA)

| Year | Round      | Record | Finish | Rank |
|------|------------|--------|--------|------|
| 1995 | Regional   | 1-2    | t-17th | 18th |
| 1996 | Regional   | 1-2    | t-17th | 18th |
| 1997 | Regional   | 2-2    | t-9th  | 25th |
| 1998 | WCWS       | 4-2    | t-5th  | 5th  |
| 1999 | Regional   | 4-2    | t-9th  | 20th |
| 2000 | Regional   | 3-2    | t-17th | 14th |
| 2001 | Regional   | 2-2    | t-17th | 14th |
| 2002 | WCWS       | 5-2    | t-5th  | 6th  |
| 2003 | Regional   | 3-2    | t-17th | 13th |
| 2004 | Regional   | 3-2    | t-9th  | 14th |
| 2005 | Regional   | 1-2    | t-33rd | 25th |
| 2006 | Regional   | 2-2    | t-17th | 15th |
| 2007 | Regional   | 0-2    | t-49th | --   |
| 2009 | Regional   | 1-2    | t-33rd | --   |
| 2010 | Regional   | 1-2    | t-33rd | --   |
| 2011 | Regional   | 2-2    | t-17th | 21st |
| 2013 | WCWS       | 5-3    | t-7th  | 8th  |
| 2014 | Super Reg. | 4-3    | t-9th  | 16th |
| 2015 | Regional   | 1-2    | t-33rd | --   |
| 2016 | Regional   | 2-2    | t-17th | --   |
| 2022 | Regional   | 1-2    | t-33rd | --   |
| 2023 | Regional   | 2-2    | t-17th | --   |

**#00 MCKINLEY MALECHA • C/INF**

|        | AVG. | G-GS | R  | H | 2B | HR | RBI | BB | SLG% | OB%  |
|--------|------|------|----|---|----|----|-----|----|------|------|
| 2025   | .250 | 10-0 | 3  | 1 | 0  | 0  | 0   | 0  | .250 | .250 |
| Career | .167 | 48-7 | 16 | 3 | 0  | 0  | 4   | 1  | .167 | .211 |

- Serving as one of three team captains in 2025
- Has played in 10 games in 2025
- Tied career highs both hits (1 vs. TAMU-CC) and runs (1, three times) in 2025
- Academic All-Big Ten selection (2023, 2024)
- 2024 Big Ten Sportsmanship Award Winner

**#1 OLIVIA DINARDO • C/UTL**


|        | AVG. | G-GS    | R  | H   | 2B | HR | RBI | BB | SLG% | OB%  |
|--------|------|---------|----|-----|----|----|-----|----|------|------|
| 2025   | .398 | 43-39   | 13 | 49  | 9  | 5  | 38  | 10 | .593 | .464 |
| Career | .357 | 149-143 | 65 | 152 | 24 | 25 | 112 | 51 | .589 | .431 |

- 2025 Big Ten Player to Watch
- Has the third-highest batting average on the team at .398
- Hit a grand slam and had five RBIs against Omaha
- NFCA All-West Region (Second-Team, 2023; Third-Team, 2024)
- Second-Team All-Pac-12 in 2023

**#2 LAUREN CAMENZIND • INF/C**

|        | AVG. | G-GS    | R  | H  | 2B | HR | RBI | BB | SLG% | OB%  |
|--------|------|---------|----|----|----|----|-----|----|------|------|
| 2025   | .311 | 50-49   | 36 | 42 | 5  | 3  | 29  | 19 | .430 | .404 |
| Career | .267 | 136-128 | 65 | 89 | 14 | 5  | 57  | 31 | .360 | .339 |

- Has started 47 games at second base and two at shortstop in 2025
- Bats .322 in Big Ten competition
- Notched 47 hits and two home runs in two years with the Razorbacks
- NFCA Third-Team All-South Region (2023)
- Two-time state champion at Omaha Skutt Catholic

**#3 BELLA BACON • INF**

|        | AVG. | G-GS   | R  | H  | 2B | HR | RBI | BB | SLG% | OB%  |
|--------|------|--------|----|----|----|----|-----|----|------|------|
| 2025   | .330 | 45-37  | 28 | 33 | 6  | 4  | 16  | 9  | .510 | .409 |
| Career | .297 | 121-92 | 55 | 82 | 11 | 4  | 40  | 22 | .380 | .379 |

- Has started 37 games at first base in 2025
- Has set or tied career highs in every offensive category in 2025
- Hits .330 in 2025
- Academic All-Big Ten and Big Ten Distinguished Scholar (2024)
- 2-time Nebraska Scholar-Athlete Honor Roll

**#4 MALIA THOMS • OF**

|        | AVG. | G-GS | R | H | 2B | HR | RBI | BB | SLG% | OB%  |
|--------|------|------|---|---|----|----|-----|----|------|------|
| 2025   | .300 | 9-0  | 1 | 3 | 0  | 1  | 4   | 0  | .600 | .300 |
| Career | .280 | 20-3 | 1 | 7 | 2  | 1  | 6   | 2  | .480 | .333 |

- Knocked her first career home run, a grand slam, in 2025
- Has played in nine games in 2025
- Has set new career highs in runs, RBIs and homers in 2025
- Tom Osborne Citizenship Team (2024)
- Started three games in 2024 as the designated player

**#5 MACIE VICKERS • C**

|        | AVG. | G-GS | R | H | 2B | HR | RBI | BB | SLG% | OB%  |
|--------|------|------|---|---|----|----|-----|----|------|------|
| 2025   | .000 | 3-0  | 0 | 0 | 0  | 0  | 0   | 0  | .000 | .000 |
| Career | .000 | 3-0  | 0 | 0 | 0  | 0  | 0   | 0  | .000 | .000 |

- Has played in three games in 2025
- 3-year captain at Escalon High School
- Trans Valley League Offensive Player of the Year as a junior
- 3-time All-League Selection
- Batted .500 as a junior with seven doubles, one triple and three HRs

**#7 AVA KUSZAK • INF**

|        | AVG. | G-GS    | R  | H   | 2B | HR | RBI | BB | SLG% | OB%  |
|--------|------|---------|----|-----|----|----|-----|----|------|------|
| 2025   | .419 | 48-48   | 53 | 62  | 12 | 19 | 55  | 24 | .899 | .511 |
| Career | .339 | 124-113 | 90 | 116 | 28 | 29 | 88  | 44 | .687 | .421 |

- Big Ten Co-Player of the Week (Feb. 17, 2025)
- Tied school record for home runs in a game with three against Montana
- Is one of two Huskers with a batting average above .400 in 2025
- Leads the team in home runs in 2025
- Second-Team All-Big Ten (2024)

**#8 ABBIE SQUIER • OF**

|        | AVG. | G-GS    | R  | H   | 2B | HR | RBI | BB | SLG% | OB%  |
|--------|------|---------|----|-----|----|----|-----|----|------|------|
| 2025   | .333 | 45-37   | 30 | 27  | 6  | 7  | 21  | 19 | .691 | .466 |
| Career | .305 | 187-161 | 99 | 134 | 25 | 20 | 76  | 44 | .507 | .395 |

- Serving as one of three team captains in 2025
- Has played in 45 games for NU and started 37 in 2025
- One of seven Huskers to have started over 100 games
- First-Team All-Big Ten & Big Ten All-Defensive Team (2022)
- NFCA Second-Team All-Midwest Region (2022)

**#9 HANNAH CAMENZIND • UTL**

|        | AVG. | G-GS   | R  | H  | 2B | HR | RBI | BB | SLG% | OB%  |
|--------|------|--------|----|----|----|----|-----|----|------|------|
| 2025   | .365 | 47-44  | 35 | 50 | 14 | 8  | 35  | 18 | .642 | .463 |
| Career | .342 | 118-75 | 48 | 78 | 18 | 9  | 52  | 21 | .557 | .421 |

- Has started 44 games and played in 47 in 2025
- Knocked home runs in back-to-back games against Wichita State and Missouri
- Owns a .342 batting average over 118 games played in her career
- Has posted 48 runs and 78 hits in her career
- Played two seasons at Arkansas before transferring to Nebraska in 2025

**#9 HANNAH CAMENZIND • LHP**

|        | W-L  | ERA  | APP | GS | CG | SHO | SV | IP    | SO | AVG. |
|--------|------|------|-----|----|----|-----|----|-------|----|------|
| 2025   | 5-2  | 3.21 | 23  | 11 | 1  | 0   | 0  | 61.0  | 46 | .277 |
| Career | 19-5 | 3.14 | 71  | 28 | 5  | 2   | 1  | 180.1 | 95 | .238 |

- Has an ERA of 3.21 and a record of 5-2 in 2025
- Has made 11 starts in the circle in 2025
- Played two seasons at Arkansas before transferring to Nebraska in 2025
- Compiled a 14-3 record over 48 games and 17 starts at Arkansas
- Was 1 of 3 freshman pitchers to make an All-SEC team in 2023

**#11 TALIA TOKHEIM • OF**


|        | AVG. | G-GS  | R  | H  | 2B | HR | RBI | BB | SLG% | OB%  |
|--------|------|-------|----|----|----|----|-----|----|------|------|
| 2025   | .300 | 9-1   | 2  | 3  | 0  | 2  | 3   | 0  | .900 | .273 |
| Career | .319 | 33-19 | 17 | 22 | 6  | 9  | 22  | 7  | .797 | .372 |

- Made her return in 2025 from a season-ending injury in 2024
- Has played in nine games in 2025
- Career slugging percentage ranks second on the team
- Academic All-Big Ten (2024)
- 4-time Nebraska Scholar-Athlete Honor Roll

**#14 KACIE HOFFMANN • OF**


|        | AVG. | G-GS    | R  | H   | 2B | HR | RBI | BB | SLG% | OB%  |
|--------|------|---------|----|-----|----|----|-----|----|------|------|
| 2025   | .368 | 42-39   | 20 | 42  | 9  | 7  | 24  | 10 | .649 | .450 |
| Career | .282 | 148-135 | 59 | 105 | 25 | 22 | 71  | 23 | .538 | .355 |

- Has started 39 games in right field in 2025
- Was named to the Mary Nutter Collegiate Classic All-Tournament Team
- Has racked up 59 runs and 105 hits in her career
- Played three years at Arkansas before transferring to Nebraska in 2025
- SEC All-Tournament Team (2022)

**#15 KENNADI WILLIAMS • UTL**

|        | AVG. | G-GS | R  | H | 2B | HR | RBI | BB | SLG% | OB%  |
|--------|------|------|----|---|----|----|-----|----|------|------|
| 2025   | .000 | 38-1 | 17 | 0 | 0  | 0  | 0   | 1  | .000 | .333 |
| Career | .000 | 38-1 | 17 | 0 | 0  | 0  | 0   | 1  | .000 | .333 |

- Has appeared in 38 games in 2025; made her first start against Minnesota
- 2-time All-State pick who led Lincoln Southwest to four state tournaments
- First-Team All-Nebraska and Super-State selection as a senior
- Lincoln Journal Star 2022 High School Female Athlete of the Year
- Also plays basketball for Nebraska and is coach Amy Williams' daughter

**#18 NESSA MCMILLEN • OF/UTL**

|        | AVG. | G-GS | R | H | 2B | HR | RBI | BB | SLG% | OB%  |
|--------|------|------|---|---|----|----|-----|----|------|------|
| 2025   | .000 | 35-9 | 7 | 0 | 0  | 0  | 0   | 0  | .000 | .200 |
| Career | .000 | 35-9 | 7 | 0 | 0  | 0  | 0   | 0  | .000 | .200 |

- Has started nine games in the outfield for Nebraska in 2025
- 4-time All-State selection
- Hit above .400 in each of her four seasons in high school
- Tied the Nebraska all-class record with three home runs in a game
- 4-time All-Conference member



## #22 CAITLIN OLENSKY • LHP

|        | W-L | ERA  | APP | GS | CG | SHO | SV | IP   | SO | AVG. |
|--------|-----|------|-----|----|----|-----|----|------|----|------|
| 2025   | 0-0 | 4.85 | 7   | 1  | 0  | 0/0 | 0  | 8.2  | 8  | .297 |
| Career | 3-2 | 3.54 | 23  | 7  | 1  | 0   | 0  | 55.1 | 35 | .230 |

- Making her return in 2025 from a season-ending injury in 2024
- Had a team-best 3.30 ERA in 2024 and was 3-2 in 2024
- Became the first Husker freshman pitcher to start a Big Ten opener
- 2024-25 Student-Athlete Advisory Committee Representative
- 2-time Nebraska Scholar-Athlete Honor Roll



## #24 AVA BREDWELL • C/UTL

|        | AVG. | G-GS    | R   | H   | 2B | HR | RBI | BB | SLG% | OB%  |
|--------|------|---------|-----|-----|----|----|-----|----|------|------|
| 2025   | .261 | 48-41   | 30  | 31  | 3  | 1  | 20  | 8  | .429 | .303 |
| Career | .298 | 204-184 | 122 | 150 | 29 | 18 | 83  | 55 | .489 | .378 |

- Has started 41 games at catcher in 2025
- Has racked up 30 hits and 20 RBIs in 2025
- NFCA Third-Team All-Midwest Region (2024)
- Big Ten Freshman of the Year (2022)
- Has played in and started more games than anyone on the 2025 roster



## #36 ALINA FELIX • OF

|        | AVG. | G-GS  | R  | H  | 2B | HR | RBI | BB | SLG%  | OB%  |
|--------|------|-------|----|----|----|----|-----|----|-------|------|
| 2025   | .375 | 11-0  | 3  | 3  | 0  | 2  | 5   | 1  | 1.125 | .500 |
| Career | .295 | 58-27 | 19 | 23 | 2  | 3  | 15  | 11 | .436  | .396 |

- Has played in 11 games in 2025
- Hit two home runs in 2025
- Has the highest slugging percentage on the team at 1.286
- Academic All-Big Ten (2024)
- Big Ten Distinguished Scholar (2024)



## #27 NATALIA HILL • INF/OF

|        | AVG. | G-GS  | R | H | 2B | HR | RBI | BB | SLG% | OB%  |
|--------|------|-------|---|---|----|----|-----|----|------|------|
| 2025   | .000 | 33-24 | 3 | 0 | 0  | 0  | 0   | 2  | .000 | .400 |
| Career | .000 | 33-24 | 3 | 0 | 0  | 0  | 0   | 2  | .000 | .400 |

- Has started 24 games, 23 of them in center field, in 2025
- First-team All-California outfield selection as a senior
- First-team All-CIF selection as a junior and senior
- 3-time first-team All-League member
- Long Beach Press-Telegram Player of the Year as a senior



## #29 SAMANTHA BLAND • INF/OF

|        | AVG. | G-GS   | R  | H  | 2B | HR | RBI | BB | SLG% | OB%  |
|--------|------|--------|----|----|----|----|-----|----|------|------|
| 2025   | .307 | 50-50  | 47 | 47 | 8  | 10 | 40  | 9  | .569 | .339 |
| Career | .296 | 102-99 | 78 | 95 | 22 | 16 | 76  | 24 | .520 | .348 |

- Has started every game at third base for NU
- Combined to either score or bat in 87 runs in 2025
- Tied school record with three home runs at Iowa (4/5/25)
- Big Ten All-Freshman Team (2024)
- Posted 48 hits, 36 RBIs and six home runs in her freshman year



## #31 KYLEE MAGEE • RHP

|        | W-L   | ERA  | APP | GS | CG | SHO | SV | IP    | SO  | AVG. |
|--------|-------|------|-----|----|----|-----|----|-------|-----|------|
| 2025   | 7-4   | 4.36 | 19  | 10 | 1  | 0   | 0  | 45.0  | 42  | .256 |
| Career | 12-11 | 3.79 | 46  | 34 | 5  | 2/4 | 2  | 134.2 | 121 | .212 |

- Has appeared in 19 games for the Huskers in 2025
- Threw a complete game in NU's 10-1, five-inning win over Northwestern
- Played 2 seasons for Arizona State before transferring to Nebraska in 2025
- Pac-12 All-Freshman Team (2023)
- Missed most of 2024 season due to injury



## #33 EMMERSON COPE • RHP

|        | W-L | ERA  | APP | GS | CG | SHO | SV | IP   | SO | AVG. |
|--------|-----|------|-----|----|----|-----|----|------|----|------|
| 2025   | 4-1 | 4.06 | 15  | 2  | 0  | 0/0 | 0  | 29.1 | 9  | .303 |
| Career | 6-1 | 4.46 | 36  | 7  | 0  | 0   | 2  | 69.0 | 15 | .292 |

- Has tied her career bests in runs (0) and earned runs (0) in 2025
- Allowed one earned run or less in 13-of-21 of her freshman appearances
- Ranked second on the team and seventh in the Big Ten in saves in 2024
- Has a 4-1 record in 2025 and has pitched 26.2 innings
- Went 2-0 with one save in 39.2 innings in 2024



## #33 EMMERSON COPE • UTL

|        | AVG. | G-GS  | R  | H  | 2B | HR | RBI | BB | SLG% | OB%  |
|--------|------|-------|----|----|----|----|-----|----|------|------|
| 2025   | .361 | 30-20 | 11 | 22 | 3  | 6  | 16  | 7  | .705 | .420 |
| Career | .339 | 68-43 | 21 | 43 | 6  | 12 | 35  | 14 | .669 | .427 |

- Has a batting average of .361 in 2025
- Is one of six Huskers with a multi-homer game this season
- Notched 10 runs and 21 hits in 2024
- 2-time Nebraska Scholar-Athlete Honor Roll
- Tom Osborne Citizenship Team (2024)



## #55 DAKOTA CARTER • OF

|        | AVG. | G-GS | R  | H | 2B | HR | RBI | BB | SLG% | OB%  |
|--------|------|------|----|---|----|----|-----|----|------|------|
| 2025   | .000 | 7-0  | 3  | 0 | 0  | 0  | 0   | 0  | .000 | .000 |
| Career | .091 | 46-4 | 16 | 1 | 0  | 0  | 0   | 3  | .091 | .286 |

- Making her return in 2025 after redshirting in 2024 because of an injury
- Has pinch run in seven games in 2025
- Academic All-Big Ten (2024)
- 3-time Nebraska Scholar-Athlete Honor Roll
- 2-time Tom Osborne Citizenship Team



## #66 KATELYN CANADA • INF

|        | AVG. | G-GS    | R  | H  | 2B | HR | RBI | BB | SLG% | OB%  |
|--------|------|---------|----|----|----|----|-----|----|------|------|
| 2025   | .222 | 15-2    | 8  | 2  | 1  | 0  | 1   | 1  | .333 | .300 |
| Career | .320 | 125-110 | 56 | 99 | 18 | 3  | 56  | 25 | .414 | .379 |

- Has played in 15 games and started two in 2025
- First-Team All-Big Ten (2023)
- Big Ten All-Defensive and All-Freshman Teams (2023)
- Played in 52 games with 50 starts at second base in 2024
- Academic All-Big Ten (2024)



## #72 CARLIE MUHLBACH • C/UTL

|        | AVG. | G-GS | R | H | 2B | HR | RBI | BB | SLG% | OB%  |
|--------|------|------|---|---|----|----|-----|----|------|------|
| 2025   | .000 | 0-0  | 0 | 0 | 0  | 0  | 0   | 0  | .000 | .000 |
| Career | .000 | 0-0  | 0 | 0 | 0  | 0  | 0   | 0  | .000 | .000 |

- Redshirting the 2025 season
- Broke the Gretna school record for single-season home runs (21) and RBIs (61), both of which were previously held by former Husker Billie Andrews
- Omaha World-Herald All-Nebraska and All-State selection in 2024
- Only allowed one stolen base in 87 innings



## #77 HAIDYN WARNER • C

|        | AVG. | G-GS | R | H | 2B | HR | RBI | BB | SLG% | OB%  |
|--------|------|------|---|---|----|----|-----|----|------|------|
| 2025   | .000 | 3-0  | 0 | 0 | 0  | 0  | 0   | 0  | .000 | .000 |
| Career | .083 | 17-3 | 0 | 1 | 0  | 0  | 0   | 0  | .083 | .083 |

- Has played in three games in 2025
- Big Ten Distinguished Scholar (2024)
- Academic All-Big Ten (2024)
- 4-time Nebraska Scholar-Athlete Honor Roll
- 2-time Tom Osborne Citizenship Team



## #98 JORDY BAHL • UTL

|        | AVG. | G-GS   | R  | H  | 2B | HR | RBI | BB | SLG% | OB%  |
|--------|------|--------|----|----|----|----|-----|----|------|------|
| 2025   | .467 | 49-47  | 59 | 70 | 16 | 19 | 59  | 17 | .980 | .544 |
| Career | .442 | 136-96 | 73 | 84 | 18 | 19 | 68  | 20 | .858 | .520 |

- Has the highest batting average on the team at .467
- 7th in the country with 37 extra-base hits
- Ranks 5th nationally with 147 total bases
- Had a season-ending injury in 2024 after transferring to NU from Oklahoma
- 2-time NFCA First-Team All-American (2022, 2023)



## #98 JORDY BAHL • RHP

|        | W-L  | ERA  | APP | GS | CG | SHO   | SV | IP    | SO  | AVG. |
|--------|------|------|-----|----|----|-------|----|-------|-----|------|
| 2025   | 22-5 | 1.46 | 32  | 26 | 18 | 7/3   | 2  | 163.1 | 234 | .149 |
| Career | 66-8 | 1.20 | 104 | 73 | 44 | 22/25 | 7  | 454.1 | 634 | .135 |

- Has the lowest ERA on the team at 1.46
- Five-time Big Ten Pitcher of the Week
- Second nationally and first in D-I in active career win percentage (.889)
- 2025 Top 25 National Player of the Year Finalist (USA Softball)
- 2023 Big 12 Pitcher of the Year (at Oklahoma)



## INDIVIDUAL SEASON &amp; CAREER HIGHS

## #00 MCKINLEY MALECHA • C/INF • SR.

| SEASON HIGH                    | CATEGORY | CAREER HIGH        |
|--------------------------------|----------|--------------------|
| 1 vs. Texas A&M-Corpus Christi | Hits     | 1 three times      |
| 1 three times                  | Runs     | 1 sixteen times    |
| none                           | RBIs     | 2 vs. Maine (2024) |
| none                           | 2B       | none               |
| none                           | HR       | none               |

## #1 OLIVIA DINARDO • C/UTL • JR.

| SEASON HIGH           | CATEGORY | CAREER HIGH                     |
|-----------------------|----------|---------------------------------|
| 3 three times         | Hits     | 4 vs. Texas A&M-Commerce (2023) |
| 2 at New Mexico State | Runs     | 3 vs. NC State (2023)           |
| 5 at Omaha            | RBIs     | 5 twice                         |
| 2 twice               | 2B       | 2 four times                    |
| 1 four times          | HR       | 1 twenty-four times             |

## #2 LAUREN CAMENZIND • INF/C • JR.

| SEASON HIGH   | CATEGORY | CAREER HIGH      |
|---------------|----------|------------------|
| 3 at Iowa     | Hits     | 3 twice          |
| 2 eight times | Runs     | 2 eleven times   |
| 3 twice       | RBIs     | 3 three times    |
| 1 five times  | 2B       | 1 fourteen times |
| 1 three times | HR       | 1 five times     |

## #3 BELLA BACON • INF • JR.

| SEASON HIGH     | CATEGORY | CAREER HIGH            |
|-----------------|----------|------------------------|
| 3 vs. Maryland  | Hits     | 3 vs. Maryland (2025)  |
| 3 at Washington | Runs     | 3 at Washington (2025) |
| 3 at Iowa       | RBIs     | 3 at Iowa (2025)       |
| 1 six times     | 2B       | 1 eleven times         |
| 1 four times    | HR       | 1 four times           |

## #4 MALIA THOMS • OF • SO.

| SEASON HIGH                    | CATEGORY | CAREER HIGH                           |
|--------------------------------|----------|---------------------------------------|
| 1 three times                  | Hits     | 1 seven times                         |
| 1 vs. Texas A&M-Corpus Christi | Runs     | 1 vs. Texas A&M-Corpus Christi (2025) |
| 4 vs. Texas A&M-Corpus Christi | RBIs     | 4 vs. Texas A&M-Corpus Christi (2025) |
| none                           | 2B       | 1 twice                               |
| 1 vs. Texas A&M-Corpus Christi | HR       | 1 vs. Texas A&M-Corpus Christi (2025) |

## #5 MACIE VICKERS • C • FR.

| SEASON HIGH | CATEGORY | CAREER HIGH |
|-------------|----------|-------------|
| none        | Hits     | none        |
| none        | Runs     | none        |
| none        | RBIs     | none        |
| none        | 2B       | none        |
| none        | HR       | none        |

## #7 AVA KUSZAK • INF • JR.

| SEASON HIGH             | CATEGORY | CAREER HIGH                    |
|-------------------------|----------|--------------------------------|
| 4 vs. Montana           | Hits     | 4 vs. Montana (2025)           |
| 4 vs. Montana           | Runs     | 4 vs. Montana (2025)           |
| 6 vs. Montana           | RBIs     | 6 vs. Montana (2025)           |
| 2 vs. Northern Colorado | 2B       | 2 vs. Northern Colorado (2025) |
| 3 vs. Montana           | HR       | 3 vs. Montana (2025)           |

## #8 ABBIE SQUIER • OF • SR.

| SEASON HIGH   | CATEGORY | CAREER HIGH          |
|---------------|----------|----------------------|
| 3 three times | Hits     | 3 eight times        |
| 2 seven times | Runs     | 3 three times        |
| 4 vs. Utah    | RBIs     | 5 at Iowa (2023)     |
| 1 six times   | 2B       | 2 vs. Indiana (2022) |
| 2 vs. Utah    | HR       | 2 four times         |

## #9 HANNAH CAMENZIND • UTL • JR.

| SEASON HIGH     | CATEGORY | CAREER HIGH            |
|-----------------|----------|------------------------|
| 3 twice         | Hits     | 3 three times          |
| 2 six times     | Runs     | 3 vs. UNI (2024)       |
| 4 at Ohio State | RBIs     | 4 at Ohio State (2025) |
| 2 twice         | 2B       | 2 twice                |
| 2 vs. Purdue    | HR       | 2 vs. Purdue (2025)    |

## #11 TALIA TOKHEIM • OF • JR.

| SEASON HIGH   | CATEGORY | CAREER HIGH              |
|---------------|----------|--------------------------|
| 1 three times | Hits     | 3 at Missouri St. (2023) |
| 1 twice       | Runs     | 3 at Wisconsin (2024)    |
| 1 three times | RBIs     | 4 twice                  |
| none          | 2B       | 1 six times              |
| 1 twice       | HR       | 2 twice                  |

## #14 KACIE HOFFMANN • OF • JR.

| SEASON HIGH     | CATEGORY | CAREER HIGH            |
|-----------------|----------|------------------------|
| 3 three times   | Hits     | 3 four times           |
| 3 vs. Purdue    | Runs     | 3 vs. Purdue (2025)    |
| 4 vs. Purdue    | RBIs     | 4 twice                |
| 2 vs. Creighton | 2B       | 2 vs. Creighton (2025) |
| 2 vs. Purdue    | HR       | 2 twice                |

## #15 KENNADI WILLIAMS • UTL • FR.

| SEASON HIGH       | CATEGORY | CAREER HIGH       |
|-------------------|----------|-------------------|
| none              | Hits     | none              |
| 1 seventeen times | Runs     | 1 seventeen times |
| none              | RBIs     | none              |
| none              | 2B       | none              |
| none              | HR       | none              |

## #18 NESSA MCMILLEN • OF/UTL • FR.

| SEASON HIGH   | CATEGORY | CAREER HIGH   |
|---------------|----------|---------------|
| none          | Hits     | none          |
| 1 seven times | Runs     | 1 seven times |
| none          | RBIs     | none          |
| none          | 2B       | none          |
| none          | HR       | none          |

## #24 AVA BREDWELL • C/UTL • SR.

| SEASON HIGH             | CATEGORY | CAREER HIGH       |
|-------------------------|----------|-------------------|
| 3 vs. Minnesota         | Hits     | 3 five times      |
| 2 four times            | Runs     | 3 twice           |
| 4 vs. Northern Colorado | RBIs     | 5 vs. Iowa (2022) |
| 1 three times           | 2B       | 2 three times     |
| 1 five times            | HR       | 1 eighteen times  |

## #26 ALINA FELIX • OF • JR.

| SEASON HIGH                    | CATEGORY | CAREER HIGH                           |
|--------------------------------|----------|---------------------------------------|
| 1 three times                  | Hits     | 2 three times                         |
| 2 vs. Texas A&M-Corpus Christi | Runs     | 3 twice                               |
| 3 vs. Texas A&M-Corpus Christi | RBIs     | 3 vs. Texas A&M-Corpus Christi (2025) |
| none                           | 2B       | 1 twice                               |
| 1 vs. Texas A&M-Corpus Christi | HR       | 1 twice                               |

## #27 NATALIA HILL • INF/OF • FR.

| SEASON HIGH   | CATEGORY | CAREER HIGH   |
|---------------|----------|---------------|
| none          | Hits     | none          |
| 1 three times | Runs     | 1 three times |
| none          | RBIs     | none          |
| none          | 2B       | none          |
| none          | HR       | none          |



## INDIVIDUAL SEASON &amp; CAREER HIGHS

## #29 SAMANTHA BLAND • INF/OF • SO.

| SEASON HIGH   | CATEGORY | CAREER HIGH               |
|---------------|----------|---------------------------|
| 3 three times | Hits     | 4 vs. North Dakota (2024) |
| 3 twice       | Runs     | 3 three times             |
| 5 at Iowa     | RBIs     | 5 at Iowa (2025)          |
| 1 eight times | 2B       | 2 three times             |
| 3 at Iowa     | HR       | 3 at Iowa (2025)          |

## #33 EMMERSON COPE • UTL • SO.

| SEASON HIGH              | CATEGORY | CAREER HIGH   |
|--------------------------|----------|---------------|
| 3 vs. South Dakota State | Hits     | 3 twice       |
| 2 twice                  | Runs     | 2 three times |
| 4 twice                  | RBIs     | 4 twice       |
| 1 three times            | 2B       | 1 six times   |
| 2 twice                  | HR       | 2 twice       |

## #55 DAKOTA CARTER • OF • SO.

| SEASON HIGH   | CATEGORY | CAREER HIGH       |
|---------------|----------|-------------------|
| none          | Hits     | 1 at Omaha (2023) |
| 1 three times | Runs     | 1 sixteen times   |
| none          | RBIs     | none              |
| none          | 2B       | none              |
| none          | HR       | none              |

## #66 KATELYN CANEDA • INF • JR.

| SEASON HIGH                    | CATEGORY | CAREER HIGH         |
|--------------------------------|----------|---------------------|
| 1 twice                        | Hits     | 3 three times       |
| 1 eight times                  | Runs     | 2 twice             |
| 1 vs. Texas A&M-Corpus Christi | RBIs     | 4 at Indiana (2023) |
| 1 vs. Texas A&M-Corpus Christi | 2B       | 1 eighteen times    |
| none                           | HR       | 1 three times       |

## #72 CARLIE MUHLBACH • C/UTL • FR.

| SEASON HIGH | CATEGORY | CAREER HIGH |
|-------------|----------|-------------|
| none        | Hits     | none        |
| none        | Runs     | none        |
| none        | RBIs     | none        |
| none        | 2B       | none        |
| none        | HR       | none        |

## #77 HAIDYN WARNER • C • JR.

| SEASON HIGH | CATEGORY | CAREER HIGH              |
|-------------|----------|--------------------------|
| none        | Hits     | 1 at Missouri St. (2023) |
| none        | Runs     | none                     |
| none        | RBIs     | none                     |
| none        | 2B       | none                     |
| none        | HR       | none                     |

## #98 JORDY BAHL • UTL • JR.

| SEASON HIGH       | CATEGORY | CAREER HIGH              |
|-------------------|----------|--------------------------|
| 4 vs. Montana     | Hits     | 4 vs. Montana (2025)     |
| 3 five times      | Runs     | 3 five times             |
| 5 at Northwestern | RBIs     | 5 at Northwestern (2025) |
| 2 vs. Montana     | 2B       | 2 vs. Montana (2025)     |
| 2 twice           | HR       | 2 twice                  |

## #9 HANNAH CAMENZIND • LHP • JR.

| SEASON HIGH/LOW | CATEGORY           | CAREER HIGH/LOW               |
|-----------------|--------------------|-------------------------------|
| 5.0 three times | Innings            | 7.0 vs. South Alabama (2024)# |
| 7 vs. Minnesota | Strikeouts         | 7 vs. Minnesota (2025)        |
| 1 vs. UCLA      | Hits (low)*        | 1 three times                 |
| 0 twice         | Walks (low)*       | 0 seven times#                |
| 0 vs. Purdue    | Runs (low)*        | 0 six times#                  |
| 0 three times   | Earned Runs (low)* | 0 11 times#                   |
|                 | *starts only       | #at Arkansas                  |

## #22 CAITLIN OLENSKY • LHP • SO.

|               |                    |                                  |
|---------------|--------------------|----------------------------------|
| 2.0 twice     | Innings            | 7.0 vs. Northern Colorado (2024) |
| 2 three times | Strikeouts         | 4 twice                          |
| 2 vs. Montana | Hits (low)*        | 0 twice                          |
| 1 vs. Montana | Walks (low)*       | 0 six times                      |
| 3 vs. Montana | Runs (low)*        | 0 seven times                    |
| 3 vs. Montana | Earned Runs (low)* | 0 seven times                    |
|               | *starts only       |                                  |

## #31 KYLEE MAGEE • RHP • SO.

|                     |                    |                               |
|---------------------|--------------------|-------------------------------|
| 5.0 at Northwestern | Innings            | 7.0 vs. Northwestern (2024)\$ |
| 5 vs. Indiana       | Strikeouts         | 11 vs. Northwestern (2024)\$  |
| 1 vs. Iowa          | Hits (low)*        | 0 twice\$                     |
| 0 vs. Montana       | Walks (low)*       | 0 four times\$                |
| 1 twice             | Runs (low)*        | 0 seven times\$               |
| 0 twice             | Earned Runs (low)* | 0 10 times\$                  |
|                     | *starts only       | \$at Arizona State            |

## #33 EMMERSON COPE • RHP • SO.

|                 |                    |                        |
|-----------------|--------------------|------------------------|
| 3.1 twice       | Innings            | 4.2 at Michigan (2024) |
| 2 twice         | Strikeouts         | 2 four times           |
| 3 vs. Minnesota | Hits (low)*        | 3 twice                |
| 1 twice         | Walks (low)*       | 0 three times          |
| 0 vs. Howard    | Runs (low)*        | 0 twice                |
| 0 vs. Howard    | Earned Runs (low)* | 0 three times          |
|                 | *starts only       |                        |

## #98 JORDY BAHL • RHP • JR.

|                          |                    |                                 |
|--------------------------|--------------------|---------------------------------|
| 9.0 vs. South Dakota St. | Innings            | 9.0 vs. South Dakota St. (2025) |
| 14 at Northwestern       | Strikeouts         | 16 vs. Tennessee (2022)^        |
| 0 vs. Northern Colorado  | Hits (low)*        | 0 five times                    |
| 0 six times              | Walks (low)*       | 0 15 times                      |
| 0 11 times               | Runs (low)*        | 0 26 times                      |
| 0 15 times               | Earned Runs (low)* | 0 32 times                      |
|                          | *starts only       | ^ at Oklahoma                   |

## 2025 SEASON STATISTICS

Record: 38-12 Home: 14-2 Away: 11-4 Neutral: 13-6 Big Ten: 17-5

| Player           | avg  | gp-gs | ab   | r   | h   | 2b | 3b | hr | rbi | tb  | slg%  | bb  | hp | so  | gdp | ob%  | sf | sh | sb-att | po  | a   | e  | fld%  |
|------------------|------|-------|------|-----|-----|----|----|----|-----|-----|-------|-----|----|-----|-----|------|----|----|--------|-----|-----|----|-------|
| Jordy Bahl       | .467 | 49-47 | 150  | 59  | 70  | 16 | 2  | 19 | 59  | 147 | .980  | 17  | 11 | 11  | 0   | .544 | 2  | 2  | 9-10   | 95  | 30  | 3  | .977  |
| Ava Kuszak       | .419 | 48-48 | 148  | 53  | 62  | 12 | 1  | 19 | 55  | 133 | .899  | 24  | 7  | 33  | 0   | .511 | 3  | 0  | 4-5    | 49  | 74  | 10 | .925  |
| Olivia DiNardo   | .398 | 43-39 | 123  | 13  | 49  | 9  | 0  | 5  | 38  | 73  | .593  | 10  | 5  | 17  | 1   | .464 | 0  | 0  | 0-0    | 25  | 2   | 2  | .931  |
| Alina Felix      | .375 | 11-0  | 8    | 3   | 3   | 0  | 0  | 2  | 5   | 9   | 1.125 | 1   | 1  | 1   | 0   | .500 | 0  | 0  | 0-0    | 1   | 0   | 0  | 1.000 |
| Kacie Hoffmann   | .368 | 42-39 | 114  | 20  | 42  | 9  | 1  | 7  | 24  | 74  | .649  | 10  | 7  | 9   | 1   | .450 | 0  | 0  | 1-1    | 27  | 0   | 0  | 1.000 |
| Hannah Camenzind | .365 | 47-44 | 137  | 35  | 50  | 14 | 0  | 8  | 35  | 88  | .642  | 18  | 7  | 12  | 0   | .463 | 0  | 1  | 4-4    | 26  | 15  | 2  | .953  |
| Emmerson Cope    | .361 | 30-20 | 61   | 11  | 22  | 3  | 0  | 6  | 16  | 43  | .705  | 7   | 0  | 12  | 1   | .420 | 1  | 0  | 0-0    | 0   | 7   | 0  | 1.000 |
| Abbie Squier     | .333 | 45-37 | 81   | 30  | 27  | 6  | 1  | 7  | 21  | 56  | .691  | 19  | 2  | 16  | 0   | .466 | 1  | 1  | 3-3    | 26  | 1   | 2  | .931  |
| Bella Bacon      | .330 | 45-37 | 100  | 28  | 33  | 6  | 0  | 4  | 16  | 51  | .510  | 9   | 5  | 6   | 1   | .409 | 1  | 2  | 2-2    | 223 | 5   | 6  | .974  |
| Lauren Camenzind | .311 | 50-49 | 135  | 36  | 42  | 5  | 1  | 3  | 29  | 58  | .430  | 19  | 2  | 13  | 1   | .404 | 0  | 3  | 1-2    | 60  | 63  | 8  | .939  |
| Samantha Bland   | .307 | 50-50 | 153  | 47  | 47  | 8  | 1  | 10 | 40  | 87  | .569  | 9   | 0  | 17  | 0   | .339 | 3  | 5  | 2-3    | 33  | 89  | 7  | .946  |
| Talia Tokheim    | .300 | 9-1   | 10   | 2   | 3   | 0  | 0  | 2  | 3   | 9   | .900  | 0   | 0  | 3   | 0   | .273 | 1  | 0  | 0-0    | 1   | 0   | 0  | 1.000 |
| Malia Thoms      | .300 | 9-0   | 10   | 1   | 3   | 0  | 0  | 1  | 4   | 6   | .600  | 0   | 0  | 1   | 0   | .300 | 0  | 0  | 0-0    | 0   | 0   | 0  | .000  |
| Ava Bredwell     | .261 | 48-41 | 119  | 30  | 31  | 3  | 1  | 5  | 20  | 51  | .429  | 8   | 1  | 14  | 0   | .303 | 4  | 2  | 7-8    | 312 | 20  | 5  | .985  |
| Mckinley Malecha | .250 | 10-0  | 4    | 3   | 1   | 0  | 0  | 0  | 0   | 1   | .250  | 0   | 0  | 3   | 0   | .250 | 0  | 0  | 1-1    | 0   | 0   | 0  | .000  |
| Katelyn Caneda   | .222 | 15-2  | 9    | 8   | 2   | 1  | 0  | 0  | 1   | 3   | .333  | 1   | 0  | 1   | 0   | .300 | 0  | 0  | 0-1    | 2   | 3   | 0  | 1.000 |
| Nessa McMillen   | .000 | 35-9  | 4    | 7   | 0   | 0  | 0  | 0  | 0   | 0   | .000  | 0   | 1  | 0   | 0   | .200 | 0  | 0  | 3-3    | 11  | 0   | 0  | 1.000 |
| Natalia Hill     | .000 | 33-24 | 3    | 3   | 0   | 0  | 0  | 0  | 0   | 0   | .000  | 2   | 0  | 1   | 0   | .400 | 0  | 0  | 0-1    | 24  | 2   | 0  | 1.000 |
| Kennadi Williams | .000 | 38-1  | 2    | 17  | 0   | 0  | 0  | 0  | 0   | 0   | .000  | 1   | 0  | 1   | 0   | .333 | 0  | 0  | 3-4    | 1   | 0   | 0  | 1.000 |
| Macie Vickers    | .000 | 3-0   | 2    | 0   | 0   | 0  | 0  | 0  | 0   | 0   | .000  | 0   | 0  | 1   | 0   | .000 | 0  | 0  | 0-0    | 3   | 0   | 0  | 1.000 |
| Haidyn Warner    | .000 | 3-0   | 0    | 0   | 0   | 0  | 0  | 0  | 0   | 0   | .000  | 0   | 0  | 0   | 0   | .000 | 0  | 0  | 0-0    | 3   | 0   | 0  | 1.000 |
| Kylee Magee      | .000 | 4-4   | 0    | 0   | 0   | 0  | 0  | 0  | 0   | 0   | .000  | 0   | 0  | 0   | 0   | .000 | 0  | 0  | 0-0    | 0   | 9   | 0  | 1.000 |
| Caitlin Olensky  | .000 | 1-0   | 0    | 0   | 0   | 0  | 0  | 0  | 0   | 0   | .000  | 0   | 0  | 0   | 0   | .000 | 0  | 0  | 0-0    | 0   | 1   | 0  | 1.000 |
| Dakota Carter    | .000 | 7-0   | 0    | 3   | 0   | 0  | 0  | 0  | 0   | 0   | .000  | 0   | 0  | 0   | 0   | .000 | 0  | 0  | 0-0    | 0   | 0   | 0  | .000  |
| Totals           | .355 | 50    | 1373 | 409 | 487 | 92 | 8  | 98 | 366 | 889 | .647  | 155 | 49 | 172 | 5   | .434 | 16 | 16 | 40-48  | 922 | 321 | 45 | .965  |
| Opponents        | .214 | 50    | 1163 | 157 | 249 | 56 | 3  | 30 | 146 | 401 | .345  | 136 | 36 | 339 | 4   | .314 | 6  | 23 | 26-34  | 893 | 342 | 72 | .945  |

LOB - Team (308), Opp (288). DPs turned - Team (11), Opp (14). CI - Team (2), Bredwell 2. IBB - Team (1), Bahl 1.

## (All games Sorted by Earned run avg)

| Player           | era  | w-l   | app | gs | cg | sho  | sv | ip    | h   | r   | er  | bb  | so  | 2b | 3b | hr | b/avg | wp | hp | bks | sfa | sha |
|------------------|------|-------|-----|----|----|------|----|-------|-----|-----|-----|-----|-----|----|----|----|-------|----|----|-----|-----|-----|
| Jordy Bahl       | 1.46 | 22-5  | 32  | 26 | 18 | 7/3  | 2  | 163.1 | 86  | 56  | 34  | 67  | 234 | 16 | 1  | 13 | .149  | 16 | 17 | 0   | 1   | 7   |
| Hannah Camenzind | 3.21 | 5-2   | 23  | 11 | 1  | 0/1  | 0  | 61.0  | 71  | 40  | 28  | 23  | 46  | 20 | 2  | 4  | .277  | 1  | 4  | 0   | 1   | 6   |
| Emmerson Cope    | 4.06 | 4-1   | 15  | 2  | 0  | 0/0  | 0  | 29.1  | 37  | 18  | 17  | 10  | 9   | 8  | 0  | 5  | .303  | 0  | 2  | 0   | 2   | 2   |
| Kylee Magee      | 4.36 | 7-4   | 19  | 10 | 1  | 0/2  | 0  | 45.0  | 44  | 37  | 28  | 35  | 42  | 9  | 0  | 4  | .256  | 7  | 10 | 0   | 2   | 8   |
| Caitlin Olensky  | 4.85 | 0-0   | 7   | 1  | 0  | 0/0  | 0  | 8.2   | 11  | 6   | 6   | 1   | 8   | 3  | 0  | 4  | .297  | 0  | 3  | 0   | 0   | 0   |
| Totals           | 2.57 | 38-12 | 50  | 50 | 20 | 10/3 | 2  | 307.1 | 249 | 157 | 113 | 136 | 339 | 56 | 3  | 30 | .214  | 24 | 36 | 0   | 6   | 23  |
| Opponents        | 7.83 | 12-38 | 50  | 50 | 7  | 3/0  | 1  | 297.2 | 487 | 409 | 333 | 155 | 172 | 92 | 8  | 98 | .355  | 42 | 49 | 0   | 16  | 16  |

PB - Team (5), Bredwell 5, Opp (13). SBA/ATT - Bredwell (23-30), Bahl (10-16), Magee (6-7), H. Camenzind (6-7), DiNardo (3-4), Cope (4-4).

# 2025 BIG TEN STATISTICS

## 2025 Nebraska Softball Conference statistics for Nebraska (as of May 04, 2025) (Big Ten games only Sorted by Batting avg)

Record: 17-5 Home: 9-2 Away: 8-3 Big Ten: 17-5

| Player           | avg  | gp-gs | ab  | r   | h   | 2b | 3b | hr | rbi | tb  | slg%  | bb | hp | so  | gdp | ob%  | sf | sh | sb-att | po  | a   | e  | fld%  |
|------------------|------|-------|-----|-----|-----|----|----|----|-----|-----|-------|----|----|-----|-----|------|----|----|--------|-----|-----|----|-------|
| Jordy Bahl       | .470 | 22-21 | 66  | 25  | 31  | 5  | 0  | 10 | 32  | 66  | 1.000 | 11 | 6  | 2   | 0   | .571 | 1  | 0  | 5-5    | 28  | 9   | 2  | .949  |
| Hannah Camenzind | .391 | 22-22 | 69  | 16  | 27  | 7  | 0  | 6  | 17  | 52  | .754  | 15 | 1  | 5   | 0   | .506 | 0  | 0  | 2-2    | 15  | 6   | 2  | .913  |
| Samantha Bland   | .389 | 22-22 | 72  | 26  | 28  | 4  | 1  | 5  | 20  | 49  | .681  | 5  | 0  | 6   | 0   | .423 | 1  | 2  | 2-2    | 17  | 43  | 0  | 1.000 |
| Bella Bacon      | .380 | 21-19 | 50  | 18  | 19  | 5  | 0  | 2  | 10  | 30  | .600  | 7  | 2  | 2   | 1   | .467 | 1  | 2  | 1-1    | 99  | 2   | 0  | 1.000 |
| Kacie Hoffmann   | .377 | 18-18 | 53  | 11  | 20  | 3  | 0  | 4  | 11  | 35  | .660  | 5  | 4  | 4   | 0   | .468 | 0  | 0  | 1-1    | 10  | 0   | 0  | 1.000 |
| Olivia DiNardo   | .377 | 20-17 | 61  | 4   | 23  | 4  | 0  | 0  | 14  | 27  | .443  | 4  | 1  | 9   | 0   | .424 | 0  | 0  | 0-0    | 0   | 0   | 0  | .000  |
| Ava Kuszak       | .377 | 22-22 | 69  | 18  | 26  | 4  | 1  | 6  | 23  | 50  | .725  | 12 | 2  | 19  | 0   | .476 | 1  | 0  | 3-3    | 19  | 32  | 3  | .944  |
| Lauren Camenzind | .322 | 22-22 | 59  | 20  | 19  | 5  | 0  | 2  | 15  | 30  | .508  | 9  | 1  | 7   | 0   | .420 | 0  | 1  | 1-1    | 29  | 18  | 2  | .959  |
| Emmerson Cope    | .278 | 10-5  | 18  | 3   | 5   | 1  | 0  | 3  | 6   | 15  | .833  | 2  | 0  | 5   | 0   | .350 | 0  | 0  | 0-0    | 0   | 2   | 0  | 1.000 |
| Ava Bredwell     | .271 | 22-22 | 59  | 14  | 16  | 3  | 1  | 1  | 7   | 24  | .407  | 4  | 1  | 6   | 0   | .323 | 1  | 2  | 7-8    | 167 | 13  | 3  | .984  |
| Abbie Squier     | .179 | 18-11 | 28  | 7   | 5   | 2  | 1  | 0  | 3   | 9   | .321  | 7  | 1  | 8   | 0   | .361 | 0  | 1  | 1-1    | 10  | 0   | 0  | 1.000 |
| Nessa McMillen   | .000 | 14-0  | 1   | 2   | 0   | 0  | 0  | 0  | 0   | 0   | .000  | 0  | 0  | 0   | 0   | .000 | 0  | 0  | 1-1    | 2   | 0   | 0  | 1.000 |
| Malia Thoms      | .000 | 1-0   | 1   | 0   | 0   | 0  | 0  | 0  | 0   | 0   | .000  | 0  | 0  | 0   | 0   | .000 | 0  | 0  | 0-0    | 0   | 0   | 0  | .000  |
| Alina Felix      | .000 | 2-0   | 1   | 0   | 0   | 0  | 0  | 0  | 0   | 0   | .000  | 1  | 0  | 1   | 0   | .500 | 0  | 0  | 0-0    | 0   | 0   | 0  | .000  |
| Natalia Hill     | .000 | 19-13 | 1   | 0   | 0   | 0  | 0  | 0  | 0   | 0   | .000  | 0  | 0  | 1   | 0   | .000 | 0  | 0  | 0-0    | 8   | 1   | 0  | 1.000 |
| Katelyn Caneda   | .000 | 5-0   | 0   | 2   | 0   | 0  | 0  | 0  | 0   | 0   | .000  | 0  | 0  | 0   | 0   | .000 | 0  | 0  | 0-1    | 0   | 0   | 0  | .000  |
| Kennadi Williams | .000 | 18-1  | 0   | 9   | 0   | 0  | 0  | 0  | 0   | 0   | .000  | 0  | 0  | 0   | 0   | .000 | 0  | 0  | 3-3    | 0   | 0   | 0  | .000  |
| Haidyn Warner    | .000 | 1-0   | 0   | 0   | 0   | 0  | 0  | 0  | 0   | 0   | .000  | 0  | 0  | 0   | 0   | .000 | 0  | 0  | 0-0    | 1   | 0   | 0  | 1.000 |
| Mckinley Malecha | .000 | 4-0   | 0   | 1   | 0   | 0  | 0  | 0  | 0   | 0   | .000  | 0  | 0  | 0   | 0   | .000 | 0  | 0  | 0-0    | 0   | 0   | 0  | .000  |
| Totals           | .360 | 22    | 608 | 176 | 219 | 43 | 4  | 39 | 158 | 387 | .637  | 82 | 19 | 75  | 1   | .448 | 5  | 8  | 27-29  | 405 | 128 | 12 | .978  |
| Opponents        | .223 | 22    | 503 | 69  | 112 | 26 | 0  | 12 | 67  | 174 | .346  | 81 | 18 | 167 | 0   | .349 | 3  | 14 | 14-17  | 390 | 151 | 30 | .947  |

LOB - Team (156), Opp (147). DPs turned - Team (1), Opp (5). CI - Team (2), Bredwell 2. IBB - Team (1), Bahl 1.

## (Big Ten games only Sorted by Earned run avg)

| Player           | era  | w-l  | app | gs | cg | sho | sv | ip    | h   | r   | er  | bb | so  | 2b | 3b | hr | b/avg | wp | hp | bk | sfa | sha |
|------------------|------|------|-----|----|----|-----|----|-------|-----|-----|-----|----|-----|----|----|----|-------|----|----|----|-----|-----|
| Jordy Bahl       | 1.83 | 10-2 | 16  | 12 | 8  | 5/1 | 2  | 72.2  | 40  | 28  | 19  | 44 | 118 | 8  | 0  | 4  | .157  | 9  | 11 | 0  | 1   | 3   |
| Kylee Magee      | 3.50 | 5-2  | 9   | 5  | 1  | 0/0 | 0  | 28.0  | 22  | 15  | 14  | 24 | 26  | 2  | 0  | 2  | .222  | 3  | 6  | 0  | 0   | 6   |
| Caitlin Olensky  | 3.50 | 0-0  | 1   | 0  | 0  | 0/0 | 0  | 2.0   | 3   | 1   | 1   | 0  | 2   | 1  | 0  | 1  | .333  | 0  | 0  | 0  | 0   | 0   |
| Hannah Camenzind | 3.90 | 2-0  | 9   | 4  | 0  | 0/1 | 0  | 23.1  | 34  | 17  | 13  | 8  | 19  | 12 | 0  | 3  | .333  | 0  | 1  | 0  | 1   | 3   |
| Emmerson Cope    | 5.44 | 0-1  | 4   | 1  | 0  | 0/0 | 0  | 9.0   | 13  | 8   | 7   | 5  | 2   | 3  | 0  | 2  | .342  | 0  | 0  | 0  | 1   | 2   |
| Totals           | 2.80 | 17-5 | 22  | 22 | 9  | 6/1 | 2  | 135.0 | 112 | 69  | 54  | 81 | 167 | 26 | 0  | 12 | .223  | 12 | 18 | 0  | 3   | 14  |
| Opponents        | 7.65 | 5-17 | 22  | 22 | 1  | 0/0 | 1  | 130.0 | 219 | 176 | 142 | 82 | 75  | 43 | 4  | 39 | .360  | 9  | 19 | 0  | 5   | 8   |

PB - Team (4), Bredwell 4, Opp (5). SBA/ATT - Bredwell (14-17), Bahl (6-8), Magee (5-5), Cope (2-2), H. Camenzind (1-2).