

Husker 2025 Soccer



HOME

SCHEDULE

AWAY



AUG 5



AUG 8



AUG 14



AUG 17



AUG 21



AUG 28



AUG 31



SEP 4



SEP 7



SEP 11



SEP 18



SEP 21



SEP 25



SEP 28



OCT 5



OCT 9



OCT 12



OCT 16



OCT 19



OCT 26



# NEBRASKA SOCCER

## 2025 MEDIA GUIDE

### THIS IS NEBRASKA SOCCER..... 1-7

Table of Contents .....	1
This is Nebraska Soccer.....	2-3
Beyond Nebraska: International Huskers and Huskers in the Pros.....	4-5
Soccer Facilities .....	6-7

### INTRODUCTION ..... 8-10

2025 Schedule .....	8
2025 Roster .....	9-10

### COACHES AND STAFF..... 11-17

Head Coach John Walker.....	11-12
Assistant Coaches Ian Bridge and Savanah Anderson-Baer.....	13
Assistant Coach Dan Ball and Soccer Support Staff.....	14
Athletic Director Troy Dannen .....	15
University Administration and Board of Regents.....	16-17

### 2025 HUSKERS ..... 18-40

Returning Seniors .....	18-22
Returning Juniors .....	23-28
Returning Sophomores.....	29-32
Redshirt Freshmen.....	33
Freshmen.....	34-40

### 2025 OPPONENTS ..... 41-43

Regular-Season Opponents.....	41-42
Other Big Ten Teams .....	43

### 2024 SEASON REVIEW ..... 44-46

Season Results.....	44
Season Statistics .....	45
Big Ten Season and NCAA Tournament.....	46

### RECORDS..... 47-83

Individual Honors and Awards .....	47-52
Beyond Nebraska .....	53
Individual Game Records .....	54
Individual Season Records.....	55
Individual Career Records .....	56-57
Year-by-Year Individual Leaders.....	58-59
Team Game Records .....	60-61
Team Season Records.....	62
Year-by-Year Team Statistics .....	63-65
Conference Tournament Records.....	66-67
NCAA Tournament Records .....	68-69
All-Time Results .....	70-72
Year-By-Year Results.....	73-78
Coaching History and Records .....	79
Nebraska's All-Time Letterwinners .....	80-82
Goalkeeper Statistics.....	83

### MEDIA SERVICES ..... 84

Media Services and Information.....	84
-------------------------------------	----

# THIS IS NEBRASKA

In its first 31 years, the Nebraska soccer program, under the direction of Coach John Walker, has competed among the nation's elite in collegiate soccer on an annual basis. Walker took the reins of the Husker program during its inaugural season in 1994, and has developed teams to compete for conference championships and the NCAA Tournament.

Nebraska has earned 371 wins and made 13 NCAA Tournament appearances, including nine trips to the NCAA Sweet 16 and three Elite Eight berths. In that time, the Huskers also won a conference-best five Big 12 Tournament titles during their time in the league and had 70 student-athletes earn All-Big 12 honors. The Huskers transitioned to the Big Ten Conference in 2011, adding 39 all-conference honors and claiming both the Big Ten regular-season and tournament titles in 2013 and the Big Ten regular-season title in 2023. Nebraska's athletes consistently go on to find success at the next level of soccer as professional and national team players, including Haley Hanson, who has spent time playing for the U.S. Women's National Team after being drafted seventh overall in the 2018 NWSL Draft by the Houston Dash.

One of the reasons Nebraska has been able to develop a successful program is the level of dedication shown by the University. From its humble beginnings off campus at the Abbott Sports Complex, the soccer program now enjoys state-of-the-art facilities, including administrative offices, locker rooms and indoor training areas, located in the heart of campus. In 2025, the Huskers will play their 11th season at Barbara Hibner Stadium, which was part of a \$20.4 million project in conjunction with the Nebraska Soccer and Tennis Complex. The new soccer facilities include one outdoor, lighted, full-sized competition field with seating for approximately 2,500 spectators. With a wealth of support and a history of success, Nebraska soccer expects to contend for more championships in the years to come.



Above: The Nebraska soccer program has been built on the strong support of top coaches and players, including (from left): Coach John Walker, who has guided NU to a 371-203-62 record in the past 31 years; in 2024, Sarah Weber became the Huskers' 39th All-Big Ten honoree, earning first-team recognition. She was also on the United Soccer Coaches All-Region Second Team.

Right: The Nebraska soccer program has 11 conference titles in team history, including the 2023 Big Ten Championship. Before joining the Big Ten, the Huskers won eight Big 12 championships, including a league-leading five conference tournament titles. NU's five Big 12 Tournament titles came in 1996, 1998, 1999, 2000 and 2002. The Huskers also claimed regular-season crowns in 1996, 1999 and 2000.



# SOCCER

## HUSKERS DRAW A CROWD AT HIBNER STADIUM

In 10 seasons playing at the Barbara Hibner Soccer Stadium, the Huskers have experienced first-hand the unmatched support of Nebraska fans. NU ranked among the best in the nation in average home attendance as the team averaged over 1,400 fans per match in 2024.

**3**

Big Ten rank in  
2024 average home  
attendance

**11**

NCAA rank in 2024  
average home  
attendance

**18**

NCAA rank in 2024  
total home  
attendance

**12,933**

Total attendance at  
Hibner Stadium for the  
2024 season



## NEBRASKA SOCCER BY THE NUMBERS

**3**

NCAA  
Elite Eight  
appearances  
in program  
history

**7**

Conference  
tournament  
titles

**9**

Seasons  
advancing to  
the Sweet 16  
in the NCAA  
Tournament

**11**

World Cup  
competitors

**13**

NCAA  
Tournament  
appearances

**31**

Seasons under  
John Walker,  
the only head  
coach in NU  
soccer history

**20**

All-America  
awards from  
14 student-  
athletes

**109**

All-conference  
selections

**371**

All-time  
victories in  
Nebraska  
soccer history

# INTERNATIONAL HUSKERS

## WORLD CUP HUSKERS

» 11 FORMER HUSKERS HAVE COMPETED IN 17 WORLD CUP COMPETITIONS SINCE THE EVENT'S INCEPTION IN 1991

Sasha Andrews, Defender • Canada, 2003  
 Tanya Dennis, Defender • Canada, 2003, 2007  
 Tanya Franck, Defender • Canada, 1999  
 Selenia Iacchelli, Midfielder • Canada, 2015  
 Christine Latham, Forward • Canada, 2003  
 Karina LeBlanc, Goalkeeper • Canada, 1999, 2003, 2007, 2011, 2015  
 Isabelle Morneau, Defender • Canada, 1995, 1999, 2003  
 Sharolta Nonen, Defender • Canada, 1999, 2003  
 Ari Romero, Defender • Mexico, 2015  
 Brittany Timko, Midfielder • Canada, 2003, 2007, 2011  
 Amy Walsh, Midfielder • Canada, 1999, 2007

## OLYMPIC HUSKERS

Karina LeBlanc, Goalkeeper • Canada, 2008, 2012  
 Brittany Timko, Midfielder • Canada, 2008, 2012  
 Amy Walsh, Midfielder • Canada, 2008

## ALL-TIME CANADIAN CAPS LEADERS

1. Christine Sinclair .....	289
2. Diana Matheson .....	203
3. Sophie Schmidt .....	191
4. Rhian Wilkinson .....	181
5. Desiree Scott .....	148
6. Andrea Neil .....	132
Brittany (Timko) Baxter .....	132
8. Charmaine Hooper .....	129
9. Melissa Tancredi .....	125
10. Erin McLeod .....	118
11. Candace Chapman .....	114
12. Randee Hermus .....	113
13. Karina LeBlanc .....	110
14. Amy Walsh .....	102
15. Kaylyn Kyle .....	101
16. Kadeisha Buchanan .....	95
17. Carmelina Moscato .....	94
18. Kara Lang .....	92
19. Isabelle Morneau .....	87
20. Ashley Lawrence .....	83
21. Emily Zurrer .....	82
22. Robyn Gayle .....	81
23. Silvana Burtini Gerela .....	77
24. Kristina Kiss .....	75
25. Geraldine Donnelly .....	71
Jonelle Filigno .....	71
Marie-Eve Nault .....	71
28. Jessie Fleming .....	70
29. Allysha Chapman .....	69
30. Stephanie Labbé .....	67
31. Melanie Booth .....	66
32. Sharolta Nonen .....	63
Janine Beckie .....	63
Adriana Leon .....	63

Note: Former Huskers in red



Haley Hanson (top left) made her first cap for the U.S. Women's National Team on April 8, 2018 in a friendly against Mexico. Isabelle Morneau (top right), who played for Nebraska from 1996 to 1999, ranks 19th on Canada's all-time caps list. All-American Ari Romero (second row left) played in her first World Cup in 2015 for Mexico. Selenia Iacchelli (second row right) made her first World Cup appearance in 2015, helping the Canadians to a trip to the quarterfinals. Karina LeBlanc (third row left), who played for Nebraska from 1997 to 2000, made five straight World Cup appearances from 1999 to 2015 before announcing her retirement. All-American Christine Latham (third row right), who played for the Huskers from 1999 to 2002, was responsible for three of Canada's goals in the 2003 World Cup. Former Husker Brittany Timko (bottom left) is tied for sixth on Canada's all-time caps list. Amy Walsh (bottom right) ranks 14th all-time on the Canadian caps leaders chart.

# HUSKERS IN THE PROS

## WUSA (2000-2003)

### 2000

Sharolta Nonen, Atlanta Beat • 3rd round, 17th overall pick  
 Jenny Benson, Philadelphia Charge • 3rd round, 18th overall pick  
 Karina LeBlanc, Boston Breakers • 3rd round, 21st overall pick  
 Amy Walsh, Bay Area Cyber Rays • 3rd round, 24th overall pick  
 Lindsay Eddleman, Boston Breakers • 13th round, 102nd overall pick  
 Rebecca Hornbacher, New York Power • 13th round, 110th overall pick  
 Kim Engesser, Atlanta Beat • 14th round, 113th overall pick

### 2001

Becky Hogan, Boston Breakers • 3rd round, 19th overall pick  
 Meghan Anderson, Carolina Courage • 3rd round, 20th overall pick

### 2002

Breanna Boyd, Carolina Courage • 1st round, 8th overall pick  
 Christine Latham, San Diego Spirit • 2002 Discovery Player

## WPS (2009-2012)

### 2009

Karina LeBlanc, Los Angeles Sol • 1st round, 5th overall pick  
 Christine Latham, Boston Breakers • 2009 Discovery Player  
 Sharolta Nonen, Los Angeles Sol • Signed as a free agent in 2009

### 2010

Carly Peetz, Boston Breakers • 6th round, 52nd overall pick

## NWSL (2012-PRESENT)

### 2014

Jordan Jackson, Houston Dash • 4th round, 28th overall pick  
 Ari Romero • Allocated to Seattle Reign, Expansion Drafted by Houston Dash

### 2017

Jaycie Johnson, North Carolina Courage • 3rd round, 27th overall pick  
 Caroline Flynn, Portland Thorns FC • 4th round, 40th overall pick  
 Sydney Miramontez, Kansas City  
 Haley Hanson, Houston Dash

### 2018

Haley Hanson, Houston Dash • 1st round, 7th overall pick

### 2020

Sinclair Miramontez, North Carolina Courage • 3rd round, 27th overall pick  
 Meg Brandt, Reign FC • 4th round, 34th overall pick

### 2024

Sarah Weber, Racing Louisville FC

## OVERSEAS (2014-PRESENT)

### 2014

Ari Romero • HB Koge, Denmark

### 2020

Savanah Uveges • MSV Duisburg, Germany  
 Michaela Loebel • FHL, Iceland  
 Meg Brandt • MSV Duisburg, Germany  
 Brenna Ochoa • MSV Duisburg, Germany  
 Aubrei Corder • Kalmar, Sweden

### 2023

Eleanor Dale • Everton, England

*Sinclair Miramontez (top left) and Meg Brandt (top right) became Nebraska's most recent draft picks on Jan. 16, 2020 when they were selected 27th and 34th overall, respectively, in the NWSL Draft. Christine Latham (second row right) played in both the WUSA and WPS. Ari Romero (third row left) and Jordan Jackson (third row right) each joined the Houston Dash in 2014 after helping Nebraska capture a pair of Big Ten titles in 2013. Meghan Anderson (fourth row left) and Breanna Boyd (fourth row right) were two of 11 former Huskers to play in the WUSA, a league that ran from 2000 to 2003. Karina LeBlanc (bottom left) and Sharolta Nonen (bottom right) are also among the former Huskers who continued their careers professionally.*



# SOCCER FACILITIES

The home of the Huskers, Barbara Hibner Stadium and Hibner Field, and its surrounding facilities provide NU players with every tool needed to be successful. The facility, which opened in 2015, is located just north of Nebraska's Innovation Campus and the Bob Devaney Sports Center.

Part of the \$20.4 million Nebraska Soccer and Tennis Complex and approved by the University of Nebraska Board of Regents in 2013, the facility features a championship field, stadium lights, stadium seating, a fun zone for kids and dazzling views of downtown Lincoln. Hibner Stadium seats up to 2,500 and has direct access to restrooms, concessions and other fan amenities.

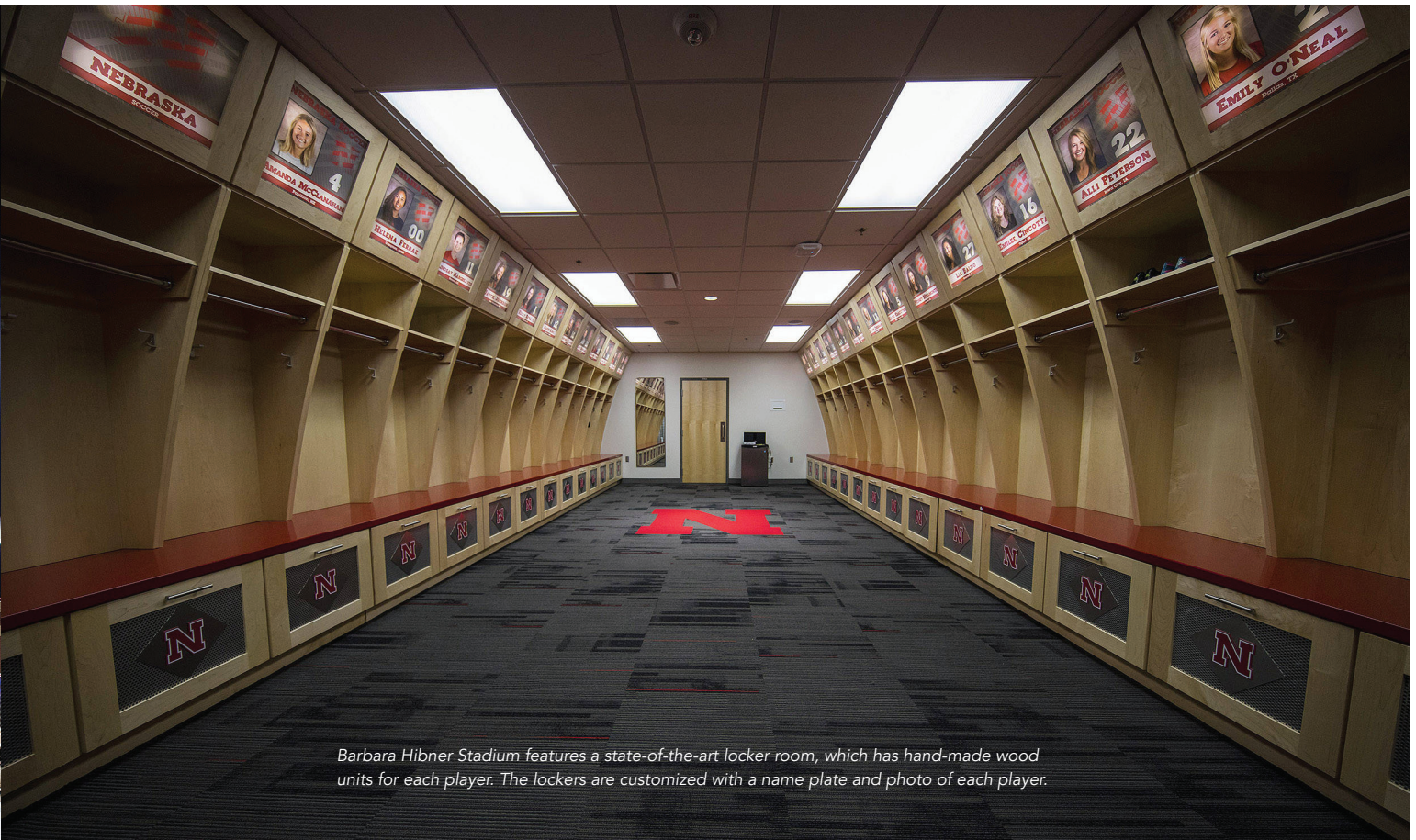
When it's not gameday, the Huskers can be found in the Hawks Championship Center, which houses offices, locker rooms, meeting rooms and indoor practice facilities for the Nebraska soccer program. Nebraska is one of the few schools in the nation with all of its soccer facilities located on campus.



Right: Named after former Nebraska Senior Women's Administrator Barbara Hibner, Hibner Field features real grass with in-ground irrigation systems and has stadium lighting for night games.

Below: Hibner Stadium's grandstand seats 1,800, with access to open chairback seating in the center. The overall stadium capacity is 2,500, which includes berm seating and standing room only from the elevated viewing deck.





Barbara Hibner Stadium features a state-of-the-art locker room, which has hand-made wood units for each player. The lockers are customized with a name plate and photo of each player.



Below right: The Hawks Championship Center opened for the soccer team during the spring of 2006. The magnificent facility features FieldTurf ideal for year-round indoor training for the Huskers.

Left: Named after a former Husker defender, the Jenna Cooper Team Room includes a flat screen, high-definition television, a conference table and a lounge area for hosting team meetings and other gatherings. Players and coaches have ample space to view game or practice video, giving them a greater edge in preparing for competition.

Below left: An inside view of the Hawks Championship Center shows the plentiful space the soccer program can use for practice in all weather conditions. The temperature-controlled space also opens onto extra grass practice fields.



Date	Opponent	Location	Time (CT)
Tuesday, Aug. 5	South Dakota State (Exhibition)	Brookings, S.D.	6 p.m.
<b>Friday, Aug. 8</b>	<b>Colorado State (Exhibition)</b>	<b>Barbara Hibner Stadium</b>	<b>7 p.m.</b>
<b>Thursday, Aug. 14</b>	<b>Southern Indiana</b>	<b>Barbara Hibner Stadium</b>	<b>7:05 p.m.</b>
<b>Sunday, Aug. 17</b>	<b>Missouri State</b>	<b>Barbara Hibner Stadium</b>	<b>1:05 p.m.</b>
Thursday, Aug. 21	Oklahoma State	Stillwater, Okla.	7 p.m.
<b>Thursday, Aug. 28</b>	<b>Weber State</b>	<b>Barbara Hibner Stadium</b>	<b>7:05 p.m.</b>
Sunday, Aug. 31	Omaha	Omaha, Neb.	1:05 p.m.
<b>Thursday, Sept. 4</b>	<b>Oregon State</b>	<b>Barbara Hibner Stadium</b>	<b>7:05 p.m.</b>
<b>Sunday, Sept. 7</b>	<b>Kansas State</b>	<b>Barbara Hibner Stadium</b>	<b>1 p.m.</b>
<b>Thursday, Sept. 11</b>	<b>Minnesota*</b>	<b>Barbara Hibner Stadium</b>	<b>7:05 p.m.</b>
Thursday, Sept. 18	Penn State*	University Park, Pa.	5 p.m.
Sunday, Sept. 21	Ohio State*	Columbus, Ohio	11 a.m.
<b>Thursday, Sept. 25</b>	<b>Michigan*</b>	<b>Barbara Hibner Stadium</b>	<b>7:05 p.m.</b>
<b>Sunday, Sept. 28</b>	<b>Iowa*</b>	<b>Barbara Hibner Stadium</b>	<b>1:05 p.m.</b>
Sunday, Oct. 5	Northwestern*	Evanston, Ill.	1 p.m.
<b>Thursday, Oct. 9</b>	<b>Purdue*</b>	<b>Barbara Hibner Stadium</b>	<b>1:05 p.m.</b>
<b>Sunday, Oct. 12</b>	<b>Maryland*</b>	<b>Barbara Hibner Stadium</b>	<b>1:05 p.m.</b>
Thursday, Oct. 16	USC*	Los Angeles, Calif.	TBA
Sunday, Oct. 19	UCLA*	Los Angeles, Calif.	3 p.m.
<b>Sunday, Oct. 26</b>	<b>Michigan State*</b>	<b>Barbara Hibner Stadium</b>	<b>1:05 p.m.</b>

## BIG TEN TOURNAMENT

Thursday, Oct. 30	Big Ten Opening Round	West Lafayette, Ind.	TBA
Sat. Nov. 1/Sun., Nov. 2	Big Ten Quarterfinals	West Lafayette, Ind.	TBA
Thursday, Nov. 6	Big Ten Semifinals	St. Louis, Mo.	TBA
Sunday, Nov. 9	Big Ten Championship	St. Louis, Mo.	TBA

## NCAA TOURNAMENT

TBA	NCAA First Round	TBA	TBA
TBA	NCAA Second Round	TBA	TBA
TBA	NCAA Third Round	TBA	TBA
TBA	NCAA Quarterfinals	TBA	TBA
Friday, Dec. 5	College Cup Semifinals	Kansas City, Mo.	TBA
Monday, Dec. 8	College Cup Final	Kansas City, Mo.	TBA

\*-Big Ten Conference games

Home games in bold played at Barbara Hibner Stadium. All times are Central and subject to change.



## GENERAL INFORMATION

Location ..... Lincoln, Neb.  
 Population ..... 294,757  
 Enrollment ..... 25,390  
 Founded ..... 1869  
 Nickname ..... Cornhuskers or Huskers  
 Colors ..... Scarlet and Cream  
 Conference ..... Big Ten  
 President ..... Jeffrey P. Gold  
 Chancellor ..... Rodney Bennett  
 Athletic Director ..... Troy Dannen

## 2025 TEAM INFORMATION

Letterwinners Returning/Lost ..... 10/11  
 Newcomers ..... 15  
 Head Coach ..... John Walker (32nd season)  
 Alma Mater, Year ..... Queen's University, 1987  
 Record at Nebraska ..... 371-203-62  
 Career Record ..... Same  
 Assistant Coach ..... Ian Bridge (11th season)  
 Assistant Coach ... Savannah Anderson-Baer (3rd season)  
 Assistant Coach ..... Dan Ball (1st season)  
 Soccer Office Phone ..... 402-472-0456  
 Soccer Office Fax ..... 402-472-0455  
 Home Field ..... Barbara Hibner Stadium (2,500)

## NEBRASKA SOCCER HISTORY

First Year of Soccer ..... 1994  
 Season of Nebraska Soccer in 2025 ..... 32nd  
 Overall All-Time Record ..... 371-203-62  
 Conference All-Time Record ..... 160-106-35  
 NCAA Tournament Appearances ..... 13  
 NCAA Tournament Record ..... 20-13  
 Sweet 16 Appearances ..... 9  
 Elite Eight Appearances ..... 3  
 College Cup Appearances ..... None  
 National Championships ..... None  
 Conference Regular Season Titles ..... 5  
 ...Big 12: 1996, 1999, 2000; Big Ten: 2013, 2024  
 Conference Tournament Titles ..... 6  
 Big 12: 1996, 1998, 1999, 2000, 2002; Big Ten:  
 2013  
 Conference Tournament Record ..... 24-14  
 All-Americans ..... 20 (14 different players)  
 Academic All-Americans ..... 7  
 All-Big Ten Selections (Since 2011) ..... 39  
 NWSL Draft Picks (Since 2012) ..... 7  
 World Cup Competitors ..... 11  
 All-Time Hat Tricks ..... 36

## 2024 SEASON INFORMATION

Overall Record ..... 6-10-1  
 Home Record ..... 5-4-0  
 Away Record ..... 1-6-1  
 Neutral Record ..... 0-0-0  
 Big Ten Record (Place) ..... 3-7-1 (14th)  
 Big Ten Tournament ..... DNQ  
 NCAA Tournament ..... DNQ

## COMMUNICATIONS INFORMATION

Soccer Contact ..... Paige Trutna  
 E-mail ..... ptrutna2@huskers.com  
 Office Phone ..... 402-472-7776  
 Cell Phone ..... 402-429-7576

## SOCIAL MEDIA

Twitter ..... @HuskerSoccer  
 Facebook ..... HuskerSoccer  
 Instagram ..... @HuskerSoccer

## NUMERICAL ROSTER

No.	Student-Athlete	Pos.	Ht.	Yr.	Hometown (Previous School)
00	Cece Villa	GK	5-10	Sr.	Altoona, Iowa (Dowling Catholic)
1	Ava Makovicka	F	5-8	So.	Gretna, Neb. (Gretna)
2	Alyse Then	F	5-5	So.	Port Jefferson Station, N.Y. (Comsewogue)
4	Karli Williams	MF/D	5-10	Fr.	Gretna, Neb. (Gretna East)
5	Ella Guyott	D/MF	5-5	Jr.	Papillion, Neb. (Papillion-La Vista)
6	Sadie Sant	MF	5-3	Fr.	Overland Park, Kan. (Blue Valley Southwest)
7	Reagan Raabe	MF/F	5-5	Gr.	Omaha, Neb. (Millard West)
8	Reese Borer	D	5-6	Jr.	Lincoln, Neb. (Norris)
9	Ally Geraneo	MF	5-4	Fr.	Markham, Ontario, Canada (Bill Crothers Secondary)
10	Ángela Moreno	F	5-4	Fr.	Madrid, Spain (IES Salvador Dali)
11	Sadie Waite	MF	5-5	Sr.	St. Thomas, Ontario, Canada (Parkside College Institute)
12	Rin Sato	MF/D	5-3	R-Jr.	Asaka-Shi, Japan (Barton CC/Sakuchosei)
13	Mia Cairone	F	5-9	Fr.	Newtown, Pa. (Council Rock North)
14	Mila Brach	D	5-5	Fr.	Los Angeles, Calif. (Notre Dame High School)
15	Alexa Gobel	GK	6-0	So.	Lincoln, Neb. (Lincoln Southwest)
16	Matigann Vixayvong	MF	5-4	Fr.	Lakeville, Minn. (Academy of Holy Angels)
17	Jo Sees	D	5-7	Jr.	Highlands Ranch, Colo. (Valor Christian)
18	Reese Snowden	D/MF	5-7	So.	Manhattan, Kan. (Manhattan)
19	Kianna Perez	MF	5-5	Fr.	Lincoln, Neb. (Lincoln Southwest)
20	Emma Proski	MF	5-7	Sr.	Omaha, Neb. (Marian)
21	Lauryn Anglim	D	5-7	Sr.	La Vista, Neb. (Papillion-La Vista)
22	Carson Bohonek	F	5-4	Fr.	Bettendorf, Iowa (Bettendorf)
23	Greer Kice	GK	5-11	Fr.	Wichita, Kan. (Classical School of Wichita)
24	Maddy Osborn	GK	6-0	R-Fr.	Elkhorn, Wis. (Elkhorn Area)
25	Ella Rudney	MF/F	5-6	Jr.	Grand Island, N.Y. (Grand Island Senior)
29	Kayma Carpenter	F/D	5-4	Jr.	Lincoln, Neb. (Lincoln East)
33	Taylor Yablonski	D	5-7	Fr.	Celina, Texas (Laurel Springs School)
74	Ellie Felt	MF/F	5-3	Fr.	Portland, Ore. (Sunset High School)
98	Charlie Wistrom	F	5-6	Fr.	Springfield, Mo. (Glendale)

## ALPHABETICAL ROSTER

No.	Student-Athlete	Pos.	Ht.	Yr.	Hometown (Previous School)
21	Lauryn Anglim	D	5-7	Sr.	La Vista, Neb. (Papillion-La Vista)
22	Carson Bohonek	F	5-4	Fr.	Bettendorf, Iowa (Bettendorf)
8	Reese Borer	D	5-6	Fr.	Lincoln, Neb. (Norris)
14	Mila Brach	D	5-5	Fr.	Los Angeles, Calif. (Notre Dame High School)
13	Mia Cairone	F	5-9	Fr.	Newtown, Pa. (Council Rock North)
29	Kayma Carpenter	F/D	5-4	Jr.	Lincoln, Neb. (Lincoln East)
74	Ellie Felt	MF/F	5-3	Fr.	Portland, Ore. (Sunset High School)
9	Ally Geraneo	MF	5-4	Fr.	Markham, Ontario, Canada (Bill Crothers Secondary)
15	Alexa Gobel	GK	6-0	So.	Lincoln, Neb. (Lincoln Southwest)
5	Ella Guyott	D/MF	5-5	Jr.	Papillion, Neb. (Papillion-La Vista)
23	Greer Kice	GK	5-11	Fr.	Wichita, Kan. (Classical School of Wichita)
1	Ava Makovicka	F	5-8	So.	Gretna, Neb. (Gretna)
10	Ángela Moreno	F	5-4	Fr.	Madrid, Spain (IES Salvador Dali)
24	Maddy Osborn	GK	6-0	R-Fr.	Elkhorn, Wis. (Elkhorn Area)
19	Kianna Perez	MF	5-5	Fr.	Lincoln, Neb. (Lincoln Southwest)
20	Emma Proski	MF	5-7	Sr.	Omaha, Neb. (Marian)
7	Reagan Raabe	MF/F	5-5	Gr.	Omaha, Neb. (Millard West)
25	Ella Rudney	MF/F	5-6	Jr.	Grand Island, N.Y. (Grand Island Senior)
6	Sadie Sant	MF	5-3	Fr.	Overland Park, Kan. (Blue Valley Southwest)
12	Rin Sato	MF/D	5-3	R-Jr.	Asaka-Shi, Japan (Barton CC/Sakuchosei)
17	Jo Sees	D	5-7	Jr.	Highlands Ranch, Colo. (Valor Christian)
18	Reese Snowden	D/MF	5-7	So.	Manhattan, Kan. (Manhattan)
2	Alyse Then	F	5-5	So.	Port Jefferson Station, N.Y. (Comsewogue)
00	Cece Villa	GK	5-10	Sr.	Altoona, Iowa (Dowling Catholic)
16	Matigann Vixayvong	MF	5-4	Fr.	Lakeville, Minn. (Academy of Holy Angels)
11	Sadie Waite	MF	5-5	Sr.	St. Thomas, Ontario, Canada (Parkside College Institute)
4	Karli Williams	MF/D	5-10	Fr.	Gretna, Neb. (Gretna East)
98	Charlie Wistrom	F	5-6	Fr.	Springfield, Mo. (Glendale)
33	Taylor Yablonski	D	5-7	Fr.	Celina, Texas (Laurel Springs School)

## COACHING STAFF

Head Coach: John Walker, 32nd season (Queen's, 1987)  
 Assistant Coach: Ian Bridge, 10th season  
 Assistant Coach: Savannah Anderson-Baer, 3rd season  
 Assistant Coach: Dan Ball, 1st season



#21 Lauryn Anglim  
Sr. • D  
LaVista, Neb.



#22 Carson Bohonek  
Fr. • F  
Bettendorf, Iowa



#8 Reese Borer  
Jr. • D  
Lincoln, Neb.



#14 Mila Brach  
Fr. • D  
Los Angeles, Calif.



#13 Mia Cairone  
Fr. • F  
Newtown, Pa.



#29 Kayma Carpenter  
Jr. • F/D  
Lincoln, Neb.



#74 Ellie Felt  
Fr. • MF/F  
Portland, Ore.



#9 Ally Geraneo  
Fr. • MF  
Ontario, Canada



#15 Alexa Gobel  
So. • GK  
Lincoln, Neb.



#5 Ella Guyott  
Jr. • D/MF  
Papillion, Neb.



#23 Greer Kice  
Fr. • GK  
Wichita, Kan.



#1 Ava Makovicka  
So. • F  
Gretna, Neb.



#10 Ángela Moreno  
Fr. • F  
Madrid, Spain




#24 Maddy Osborn  
RFr. • GK  
Elkhorn, Wisc.



#19 Kianna Perez  
Fr. • MF  
Lincoln, Neb.



#20 Emma Proskoski  
Sr. • MF  
Omaha, Neb.



#7 Reagan Raabe  
Gr. • MF/F  
Omaha, Neb.



#25 Ella Rudney  
Jr. • MF/F  
Grand Island, N.Y.



#6 Sadie Sant  
Fr. • MF  
Overland Park, Kan.



#12 Rin Sato  
RJr. • MF/D  
Asaka-Shi, Japan



#17 Jo Sees  
Jr. • D  
Highlands Ranch, Colo.



#18 Reese Snowden  
So. • D/MF  
Manhattan, Kan.



#2 Alyse Then  
So. • F  
Port Jefferson Station, N.Y.



#00 Cece Villa  
Sr. • GK  
Altoona, Iowa



#16 Matigann Vixayvong  
Fr. • MF  
Lakeville, Minn.



#11 Sadie Waite  
Sr. • MF  
Ontario, Canada



#4 Karli Williams  
Fr. • MF/D  
Gretna, Neb.



#98 Charlie Wistrom  
Fr. • F  
Springfield, Mo.



#33 Taylor Yablonski  
Fr. • D  
Celina, Texas



Head Coach  
John Walker



Assistant Coach  
Ian Bridge



Assistant Coach  
Savanah Anderson-Baer



Assistant Coach  
Dan Ball



Director of Player Care  
Sami Reinhard



# JOHN WALKER

**HEAD COACH • 32<sup>ND</sup> SEASON**  
**QUEEN'S UNIVERSITY (1987)**

## CAREER HIGHLIGHTS

- Coached 14 players to 20 All-America honors
- Coached 54 first-team all-conference selections
- 14th in victories among active coaches
- United Soccer Coaches National Coach of the Year (1996)
- United Soccer Coaches Regional Coach of the Year (1996, 2013)
- Conference Coach of the Year (1996, 1999, 2013, 2023)
- Two Big Ten Regular-Season Titles (2013, 2023)
- One Big Ten Tournament Title (2013)
- Three Big 12 Regular-Season Titles (1996, 1999, 2000)
- Five Big 12 Tournament Titles (1996, 1998, 1999, 2000, 2002)
- Career/Nebraska Record: 371-203-62 (.632)

Coach John Walker came to Lincoln in April 1994 and 31 seasons later, he has built a tradition-rich program at Nebraska that includes 13 NCAA Tournament appearances. Under Walker, the Huskers have made nine NCAA Sweet 16 appearances, including three trips to the Elite Eight.

As a member of the Big 12 Conference, Walker and the Huskers captured three regular-season conference crowns (1996, 1999, 2000) and five Big 12 Tournament titles (1996, 1998, 1999, 2000, 2002) in 15 seasons. Nebraska transitioned to the Big Ten in 2011 and two years later, won both the regular-season and conference tournament championships, while also earning the regular-season title in 2023.

Walker has guided the Huskers to a 371-203-62 record in 31 years as the only head coach in program history. He surpassed the 300-win milestone in 2016 when NU knocked off then-No. 16 BYU on the road, ending the nation's longest home winning streak. Walker's 200th career win came in the 2005 NCAA Tournament against Creighton. Walker is the only head coach to produce more than 100 wins in fewer than eight seasons.

With a proven system, an innovative coaching philosophy, a well-respected program and an ability to recruit some of the nation's most talented players, Walker has the Huskers focused on contending for conference and national championships on an annual basis. The Huskers have implemented a year-round approach to training and conditioning that includes a strong schedule every fall and spring.

Additionally, Nebraska has traveled abroad for international competition, including trips to Europe in 2006, 2011 and 2019, and Iceland in 2023. During the summer of 2019, the Huskers spent nearly two weeks in Scotland and won each of their five games, while also exploring the country. In 2015, the Huskers ventured to Canada to play in international exhibitions, while supporting three former Huskers in the FIFA Women's World Cup.

## BUILDING FROM THE BEGINNING

In 1994, Nebraska became the first Big Eight school to add women's soccer as a varsity sport, and Walker was optimistic about the future of soccer in the Cornhusker state because of the University's commitment to building a winning program.

Although Nebraska was ahead of other Big Eight schools, Walker started the 1994 season behind the rest of the nation in recruiting because of his late hiring. However, in his first season as the Huskers' mentor, Walker managed to put together a collection of scholarship players and walk-ons who recorded a surprising 14-4-0 mark and earned credibility around the nation with a successful inaugural campaign.

Walker and his staff followed their initial on-field success by compiling an excellent incoming class that included transfers Kari Uppinghouse, who became Nebraska's first first-team All-American in 1996, and third-team All-America goalkeeper Rebecca Hornbacher.

Walker's goal when he started at NU was to have the Huskers in their first NCAA Tournament by the 1998 season. Walker not only achieved that goal, he shattered his own timeline as NU reached the postseason in

1996 and placed itself among the nation's best by winning two tournament games and advancing to the Elite Eight.

Along the way, Walker established himself as one of the finest coaches in America, earning United Soccer Coaches National Coach-of-the-Year, Central Region Coach-of-the-Year and Big 12 Conference Coach-of-the-Year recognition in 1996.

Walker led the Huskers to a perfect regular season with a 19-0 record and the first regular-season Big 12 title. Nebraska extended its winning streak to 21 games with two more wins at the Big 12 Tournament. The Huskers entered the NCAA Tournament with the nation's longest winning streak as the only unbeaten and untied team in the country.

In the opening round, Nebraska topped Minnesota by a 3-2 margin in overtime to set up a rematch with Duke. The Huskers had come from behind to defeat the then-No. 6 Blue Devils, 3-1, in Durham, N.C., on Sept. 8, for Nebraska's first-ever win over a ranked opponent. Although Duke came to Lincoln with a rich soccer tradition and plenty of NCAA Tournament experience, the Huskers dominated the Blue Devils from start to finish in a 3-0 win.

With the victory, the Huskers earned a trip to Oregon for the Elite Eight to challenge perennial power Portland. Although the Huskers battled until the end, they fell to the Pilots, 1-0. The Huskers finished the 1996 season with a 23-1-0 record and a final No. 6 national ranking. In addition to Uppinghouse and Hornbacher, NU's Lindsay Eddleman also garnered All-America recognition in 1996.

## AFTER BREAKING THROUGH

Nebraska earned seven consecutive top-15 national finishes from 1996 to 2002, and qualified for 10 straight NCAA Tournaments from 1996 to 2005.

In 1997, NU made the NCAA Sweet 16 and finished the season ranked No. 7 nationally with an 18-4-0 record. Sharolta Nonen earned her first of three All-America awards in 1997.

The following season, Nebraska overcame the loss of five senior starters, including All-Americans Uppinghouse and Hornbacher, to finish with a 17-4-1 record and claim a second Big 12 Tournament title. The Huskers advanced to the NCAA Sweet 16 and finished with a No. 10 national ranking. Kim Engesser was named Big 12 Player of the Year and earned All-America recognition, along with Nonen and Isabelle Morneau.

In 1999, Nebraska enjoyed its best season in the program's 25-year history, running to a 22-1-2 final record, a Big 12 regular-season title and a Big 12 Tournament crown. The Huskers missed their first trip to the NCAA Women's College Cup Semifinals by the narrowest of margins, as Notre Dame advanced on sudden death penalty kicks, 4-3, after one of the greatest matches in NCAA Tournament history. NU earned the No. 5 ranking in the final poll of the 1999 campaign.

Walker was named Big 12 Coach of the Year and Nonen was tabbed Big 12 Player of the Year, as NU posted a perfect 10-0-0 mark in conference play. Nonen and Morneau repeated as All-Americans in 1999.

Nebraska swept the Big 12 regular-season and tournament titles again in 2000 before making the Sweet 16. NU finished in the top 10 nationally for the fifth consecutive season with the No. 9 spot in the final rankings after going 22-2-0. Christine Latham was named conference player of the year and claimed All-America honors, along with Meghan Anderson and Jenny Benson.

In 2001, Latham became the first league player to be named Big 12 Player of the Year in back-to-back seasons when she led the Huskers back to the Sweet 16. NU finished the season ranked 12th nationally, as Latham claimed All-America status for the second consecutive season.

Nebraska won its fifth Big 12 Tournament title in 2002 before making its seventh consecutive Sweet 16. Latham became the second Husker to earn All-America honors on three occasions. NU finished the 2002 campaign with the No. 13 ranking.

Nebraska added NCAA Tournament appearances in 2003, 2004 and 2005, finishing in the top 25 nationally during each of those seasons. NU

reached the Sweet 16 in 2004, while making the second round in 2003 and 2005. Two-time All-American Brittany Timko became the first three-time Big 12 Player of the Year (2004, 2005, 2006).

As a member of the Big 12 Conference, Nebraska posted a league-best 98-43-8 regular-season mark (.685 winning percentage) in 15 seasons.

### FOSTERING A STRONG FAN BASE

As the Huskers started having success, fans took notice. Nebraska's perfect regular season in 1996 established a devoted following of Husker faithful as NU produced the sixth-highest average attendance in the nation.

In 1999, NU set a single-season school record and ranked among the top five in the nation with 1,529 fans per home game. In 2002, NU rewrote the single-game attendance record, when 4,830 fans attended the Nebraska vs. North Carolina contest to open the season.

Nebraska spent 10 years playing at the Abbott Sports Complex (1995-2004) before moving on campus to the Nebraska Soccer Field in 2005. NU played at the Nebraska Soccer Field for 10 seasons before the opening of Barbara Hibner Stadium in 2015.

NU's tradition of strong fan support continued at Hibner Stadium, as the Huskers averaged more than 900 fans per home game for seven of the nine previous seasons. In 2023, NU's home attendance average was 1,323, which was second in the Big Ten. In 2024, NU ranked 11th nationally in average attendance with 1,437, the second-highest total in school history.

### TRANSITION TO THE BIG TEN

In 2013, Nebraska claimed both the Big Ten regular-season crown and tournament title to snap Penn State's 15-year reign atop the conference and put NU soccer back on the national radar. The Huskers posted their highest win total since 2000, going 19-4-1 overall and achieved the No. 13 ranking in the final poll along with the No. 4 spot in the final RPI.

The Huskers advanced to the second round of the NCAA Tournament after freshman Jaycie Johnson scored four goals in NU's first-round win over Southeastern Louisiana. She became the fifth player in NCAA Tournament history to score four goals in a game and tied the single-game school record.

Nebraska went 10-1-0 in conference play, including a 5-0 record on the road during Big Ten play in 2013. Walker took home Big Ten and Regional Coach-of-the-Year honors, while All-American Ari Romero was named Big Ten Defender of the Year and Jordan Jackson was named Midfielder of the Year by the conference.

In 2016, Nebraska made its 12th NCAA Tournament appearance and advanced to the second round before falling to then-No. 18 UCLA. Johnson received All-America recognition after scoring nearly half of Nebraska's goals during the season.

Walker completed his 30th season at the helm in 2023, leading his team to a 17-4-3 record, a Big Ten Championship and an Elite Eight appearance. Additionally, the 2023 Big Ten Coach of the Year and his staff were named the North Region Staff of the Year by the United Soccer Coaches, and the team ended the year ranked No. 7.

### ATHLETES CONTINUE TO HAUL IN AWARDS

In 31 years, 14 Huskers have earned a total of 20 All-America certificates from the United Soccer Coaches (formerly the NSCAA) and five Huskers have captured freshman All-America accolades under Walker. In addition, 63 players have earned All-Region honors under Walker's tutelage, including 36 first-team honorees.

As a member of the Big 12 Conference, the Huskers collected 70 regular-season all-conference selections and 33 All-Big 12 Tournament awards in 15 seasons. Nebraska had eight players earn Big 12 Player-of-the-Year honors in an 11-year span from 1996 to 2006, including two-time honoree Christine Latham (2000, 2001) and three-time winner Brittany Timko (2004, 2005, 2006).

Morgan Marlborough also achieved Big 12 Offensive Player-of-the-Year honors on two occasions, taking home the award in 2009 and 2010. She became just the third freshman to win a player-of-the-year award in conference history in 2009. Marlborough added All-America honors in 2010.

The success carried over when the Huskers joined the Big Ten in 2011. NU has produced 39 All-Big Ten selections, including 10 first-team awards in 15 years as a member of the conference.

In addition to awards for on-field performance, the Huskers have been honored for their work in the classroom. Seven soccer student-athletes

have earned CoSIDA Academic All-America honors, including first-team selections Caroline Flynn in 2016 and Eleanor Dale in 2023. Two Huskers have garnered Scholar All-America accolades from the United Soccer Coaches, including first-teamer Breanna Boyd in 2002.

### SUCCESS BEYOND NEBRASKA

Walker has helped Husker players compete at the international level, as 11 former Huskers have competed in 17 FIFA Women's World Cup competitions since the event's inception in 1991. Karina LeBlanc (Canada) made five straight World Cup appearances before announcing her retirement in 2015. She was one of three former Huskers to play in the 2015 World Cup, along with Selenia Iacchelli (Canada) and Ari Romero (Mexico).

LeBlanc is also one of three former Huskers to play in the Olympics, along with Brittany Timko (Canada) and Amy Walsh (Canada). Timko ranks tied for sixth on Canada's all-time caps list (132). LeBlanc (110) and Walsh (102) are also ranked in the top 15.

In April 2018, Haley Hanson was called up to the U.S. Women's National Team roster. She made her first appearance for the USWNT on April 8 in an international friendly against Mexico.

Sarah Weber signed a two-year deal with Racing Louisville FC following a 2024 season.

Former NU athletes have seen success at the professional level as well. Seven Huskers were selected in the inaugural Women's United Soccer Association (WUSA) Draft in December 2000. Nebraska's total number of athletes selected was second behind North Carolina. Four of the first 24 players chosen in the draft were former Huskers.

Nebraska added two draftees in 2001 before Breanna Boyd earned the No. 8 overall pick in the 2002 WUSA Draft by the defending champion Carolina Courage. Christine Latham also became an instant starter for the San Diego Spirit when she was picked up as a discovery player for the WUSA team in 2002.

Walker boasted five former athletes on 2003 WUSA rosters, three of whom were named to All-Star rosters, which ranked seventh among all NCAA Division I programs. The WUSA folded in 2003, but Women's Professional Soccer (WPS) began in 2009. LeBlanc was drafted No. 5 overall by the Los Angeles Sol in 2009, as one of four Huskers to play in the league before it folded in 2012 and was replaced by the National Women's Soccer League (NWSL).

In 2014, Jordan Jackson and Ari Romero were drafted by the Houston Dash. In 2017, Jaycie Johnson was taken 27th overall by the North Carolina Courage and Caroline Flynn was drafted 40th overall by the Portland Thorns. Hanson was the No. 7 overall pick in the 2018 NWSL Draft when she was selected by the Houston Dash. Two Huskers were selected in the 2020 draft, with Sinclair Miramontez selected 27th overall by the North Carolina Courage and Meg Brandt selected 34th overall by Reign FC, and five 2020 graduates are currently playing professionally overseas.

While Walker built the Huskers, he continued to expand his coaching experience as a staff coach for the Canadian National Team from 1995 to 2008, working with the Senior National Team, U-20, U-17 and U-16 National Teams during that time. During the summer of 1999, Walker was an assistant coach for Canada's Women's World Cup team. He also served as an assistant coach for the 2008 U-20 Women's World Cup in Chile.

### JOHN'S JOURNEY

Walker came to Nebraska from Queen's University in Kingston, Ontario, following achievements at the collegiate, national and international levels.

Walker was named national staff coach for the Canadian Soccer Association in 1992, and the following year he was appointed an assistant coach for the Canadian World University Games team. Walker holds a Canadian "A" coaching license (highest level), a Level V certification and a USSF "A" license. Walker was a national coaching instructor for the Canadian Soccer Association and served as director of high performance for Ontario, where he supervised coaches and players at Ontario's National and Provincial Training Center.

Walker was a standout sweeper for Queen's University from 1982 to 1985 and received bachelor's degrees in physical education and physical therapy from Queen's in 1987. He earned a master's degree in coaching science from Miami of Ohio in 1988. He also is a graduate of the Canadian National Coaching Institute.

The Kingston, Ontario, native is married to Mary Holmes and the couple has one daughter, Ally, and four sons, Declan, Cameron, Keegan and Liam.



## IAN BRIDGE

**ASSISTANT COACH • 10<sup>TH</sup> SEASON  
VICTORIA, B.C.**

Ian Bridge joined the Nebraska soccer staff in 2015 and begins his 10th season as an assistant coach in 2025. During his time with the team, Bridge has helped the Huskers to three trips to the Big Ten Tournament and a spot in the 2016 NCAA Tournament and the 2023 NCAA Elite Eight.

NU claimed the 2023 Big Ten regular-season title, ended the year ranked No. 7 in the United Soccer Coaches poll and finished in the Elite Eight for the first time since 1999.

In 2018, the Huskers went 9-7-5 overall and tied for fifth in the Big Ten with a 5-3-3 mark. In the Big Ten quarterfinals, NU tied Ohio State, but the Huskers advanced on the penalty kick shootout. Nebraska faced a rigorous schedule, which included 10 NCAA Tournament qualifiers and five teams that finished in the top 25 of the final RPI.

Nebraska went 9-5-5 during the 2017 season, starting the season with a 4-0 record before tying for eighth in the conference. The team had 11 different players score at least one goal during the season, as NU's offense increased productivity from the 2016 team that made the NCAA Tournament. After the season, Haley Hanson was drafted with the seventh overall pick of the NWSL Draft by the Houston Dash.

With one of the toughest schedules in the nation in 2016, the Huskers posted an 11-6-5 record en route to a spot in the NCAA Tournament. NU went 5-3-3 in conference play to finish sixth in the Big Ten. The 2016 squad saw the emergence of a strong freshman class and the coronation of Jaycie Johnson, who finished her career with 42 goals. Johnson and CoSIDA Academic All-American Caroline Flynn were each drafted following the season.

During Bridge's first season at Nebraska in 2015, the Huskers went 8-7-2 overall, which included two wins over top-25 teams. NU touted one of the toughest schedules in the nation, facing seven ranked teams during the season.

Before Nebraska, Bridge spent two years as an assistant coach for the University of Victoria men's soccer team. Bridge helped the Vikes to a 10-3-3 overall record for the 2014 season, including a trip to the men's Canada West Final Four.

A native of Victoria, B.C., Bridge stacks up an impressive list of coaching experience, acting as the head coach for the University of Victoria women's soccer team for 11 seasons from 1990 to 2001. During his time at Victoria, Bridge developed the program from club to full varsity status and a perennial conference leader. In 1998 and 2000, Victoria captured its first two Canada West Conference titles in the program's history. The team added silver and bronze medals at the CIS National Championships those same two years.

Bridge served as an assistant coach for the Canadian Women's National Team from 1997 to 2009. During that time, Canada qualified for the Women's World Cup in 1999, 2003 and 2007, while adding an appearance in the 2008 Olympics. At the 2003 Women's World Cup, Canada finished fourth, marking its best showing at a World Cup.

He was the head coach for the Canada U-19/U-20 women's team from 2001 to 2008, leading the team to a 1-0 overtime loss to USA in the U-19 World Cup final in 2002. He helped lead Canada to four consecutive U-20 FIFA World Cup appearances in 2002, 2004, 2006 and 2008 before stepping down in 2009. Bridge also served as the head coach of the women's U-17 team (2009-2010).

From 2010 to 2012, Bridge was the head coach of the Victoria Highlanders PDL men's team and helped the Highlanders earn a berth into the 2011 SW playoffs.

Before entering the coaching scene, Bridge enjoyed over a decade-long professional soccer career from 1979 to 1991. Bridge began as a defender in the North American Soccer League (NASL) with the Seattle Sounders (1979-83) before a season with the Vancouver Whitecaps in 1984. He played in 124 games in six seasons with the NASL and recorded 13 career goals before traveling to Switzerland to play for the FC La Chaux-de-Fonds from 1985 to 1990. In his final season with the Swiss club, Bridge served as the player-coach.

Bridge returned to North America to play in the Canadian Soccer League, first with the Victoria Vistas in 1990. In his final season before his professional retirement in 1991, Bridge competed for the Kitchener Kickers and the North York Rockets that same year. Throughout his professional career, Bridge appeared 33 times for the Canadian national team, scoring six goals. He played every game for Canada in the 1984 Los Angeles Olympics, and the 1986 FIFA World Cup in Mexico. Bridge was inducted into the Victoria Sports Hall of Fame and the Canadian Soccer Hall of Fame in 2003.



## SAVANAH ANDERSON-BAER

**ASSISTANT COACH • 3<sup>RD</sup> SEASON  
UNIVERSITY OF NEBRASKA (2020)**

Former Husker forward Savannah (Uveges) Anderson-Baer begins her third season as assistant coach in 2025.

A 2018 All-Big Ten selection and two-time captain, Anderson-Baer spent two seasons post-graduation playing professionally. In 2020-21, she competed for the Orlando Pride and in 2021-22, she was apart of the MSV Duisburg team in Germany. After her professional playing career, Anderson-Baer was a medical assistant while coaching at TOCA. She was also a cardio pulmonary intern at St. Elizabeth hospital and a volunteer coach in Nicaragua with Soccer without Borders.

Anderson-Baer was a three-year letterwinner for the Huskers from 2017-2019, capturing All-Big Ten and Preseason honors. A two-time Academic All-Big Ten member, she made 44 appearances at Nebraska and scored 11 goals and tallied four assists. Anderson-Baer, who graduated in 2019, was a 10-time member of the Nebraska Scholar-Athlete Honor Roll.

Anderson-Baer helped the Huskers claim the 2023 Big Ten regular-season title, end the year ranked No. 7 in the United Soccer Coaches poll and finish in the Elite Eight for the first time since 1999.



**DAN  
BALL**

**ASSISTANT COACH • 1ST SEASON  
MILLIGAN UNIVERSITY (2014)**

Dan Ball is in his first season as an assistant coach at Nebraska, coaching the goalkeepers.

Ball comes to Nebraska with a wide range of coaching experiences and an impressive background. Most recently, during the 2022 and 2023 seasons, Ball served as Angel City FC's Head of Goalkeeping, leading the scouting of on-field delivery and the goalkeeper staff, and designed a goalkeeper training environment. Ball helped Angel City to their first playoff appearance in club history while coaching goalkeepers Angelina Anderson, Almuth Schult, Brittany Isenhour and Maia Perez. Anderson led the way with four league appearances and one challenge cup appearance, while becoming the first rookie goalkeeper to play in a playoff game in 10 years.

Before his time in California, Ball was the Goalkeeper Coach at NJ/NY Gotham FC, designing and coaching goalkeeper sessions and leading reviews with goalkeepers to track progress. While at Gotham, Ball helped the team to a 2021 playoff appearance and a club record for fewest goals conceded (21). He coached Kailen Sheridan, Didi Haracic, Mandy McGlynn and Megan Hinz in the net, as Sheridan and Haracic were No. 1 and No. 2 in the NWSL in expected goals versus goals conceded in 2021. Ball also coached international senior women's national team players: Carli Lloyd, Margaret Purce, Allie Long, Naho Kasasumi and Kailen Sheridan.

Ball served as an assistant women's soccer coach at Iowa State during the 2020 season, where his primary responsibilities included goalkeeper coach, set-piece lead and recruitment. Coming to Iowa State with seven combined seasons of coaching men's and women's collegiate soccer, Ball ended all seven campaigns with all-conference honors being awarded to his goalkeeper - none of whom had been named all-conference prior to working under Ball.

A native of Chatham, England, Ball joined the Bowling Green staff in June of 2018 and helped guide the Falcons to the best two-year run in program history. Over Ball's two-year stretch of mentoring BGSU's goalkeepers, the program went 28-11-6, including a 20-2 mark in MAC regular season play, en route to a pair of MAC titles.

Ball joined the staff at BGSU after spending two seasons at Concordia University in Seward, Neb., where he was a graduate assistant goalkeeper coach for both the men's and women's soccer teams. Those two teams went a combined 57-18-8 over the last two seasons, as the men's team was 27-10-3 overall and 13-5 in Great Plains Athletic Conference (GPAC) play under head coach Jason Weides, while Greg Henson's women's program went 30-8-5 overall and 16-3-1 in the league in that span.

Ball was a four-year starter during his undergraduate career at Milligan, helping the Buffaloes to two Appalachian Athletic Conference titles while earning all-conference recognition in each of his last three seasons. Ball was a two-time team captain for the program.

Ball earned a Bachelor of Arts degree in political science with a minor in English at Milligan. He received a Master's in Business Administration from Concordia in May of 2018.



**Ryan Yetts**  
Equipment Manager



**Heather Kiefer**  
Athletic  
Psychologist



**Paige Trutna**  
Communications



**JONATHAN  
BATEMAN**

**SPORT ADMINISTRATOR  
ASSOCIATE A.D. - ADMINISTRATION  
15TH YEAR  
MARQUETTE (2008)**

Jonathan Bateman was named Nebraska's Associated Athletic Director for Administration in May 2025. He was promoted to his current position after previously serving in several roles for more than a decade in Nebraska's compliance office.

After previously serving as a compliance coordinator, Bateman was promoted to assistant director of compliance in 2017 and then to associate director of compliance in 2018. He began his work with the Nebraska Compliance Office as an intern for the Huskers in 2011-12.

Prior to joining the Nebraska Compliance Office, Bateman worked as a compliance intern at Marquette. He was also a student coordinator/research assistant with the National Sports Law Institute and a law clerk in a private firm in Milwaukee.

Bateman, a Plattsmouth, Neb., native, earned his bachelor's degree in history from Marquette in 2008, and his juris doctorate from Marquette Law School in 2011. He received his sports law certificate from the National Sports Law Institute in 2011.

Jonathan and his wife, Ashley, were married in October of 2012. The couple has two daughters, Mara and Ada.



**Sami Reinhard**  
Director of Player  
Care



**Lisa Loewenstein**  
Athletic Trainer



**Riley Loy**  
Performance  
Nutrition



**Hayden Jones**  
Strength &  
Conditioning



**Sheri Hastings**  
Academic  
Counselor



**Stacey Burling**  
Life Skills



**Nolan Brinegar**  
Student Manager



**Rylea Denneson**  
Student Manager



**Caleb Howard**  
Student Manager

## ATHLETIC DEPARTMENT ADMINISTRATION



# TROY DANNEN

[ DIRECTOR OF ATHLETICS ]



## HUSKER ATHLETIC DIRECTORS

<b>1928-1931</b>	H.D. Gish
<b>1932-1936</b>	Dana X. Bible
<b>1937-1942</b>	Lawrence McCeney "Biff" Jones
<b>1942-1947</b>	A.J. Lewandowski
<b>1948-1953</b>	George "Potsy" Clark
<b>1954-1960</b>	J.W. "Bill" Orwig
<b>1961*</b>	Charles Miller & Joseph Soshnik
<b>1962-1966</b>	W.H. "Tippy" Dye
<b>1967-1992</b>	Bob Devaney
<b>1993-2002</b>	Bill Byrne
<b>2003-2007</b>	Steve Pederson
<b>2007-2012</b>	Tom Osborne
<b>2013-2017</b>	Shawn Eichorst
<b>2017-2021</b>	Bill Moos
<b>2021-2024</b>	Trev Alberts
<b>2024-Present</b>	Troy Dannen

\*Interim Co-Directors

An experienced leader in collegiate athletics with a strong Midwestern background, Troy Dannen is in his second year as Nebraska's Director of Athletics. Dannen guides Nebraska's 24-sport athletic department that ranks among the nation's most successful programs both athletically and academically.

Nebraska Athletics has enjoyed success since Dannen arrived in Lincoln in March of 2024. During the 2024-25 athletic year, five Husker teams finished in the top four nationally, including volleyball, wrestling, men's gymnastics and bowling. The volleyball program reached

the Final Four, while the wrestling team posted its highest finish in school history with a national runner-up showing and had multiple national champions for the first time since 1984. The softball program won its first NCAA regional since 2014 while baseball repeated as Big Ten Tournament champions. Overall, Nebraska finished 21st in the final 2024-25 Learfield Director's Cup, the program's highest finish since 2010.

In the spring of 2024, the Husker baseball team won its first Big Ten tournament title, and the men's track team won the Big Ten Outdoor Championships. The men also had their best NCAA Championship showing since 2016 with a 13th-place finish. The women's track team posted their second straight top-10 NCAA finish and placed ninth at the national meet.

Dannen has long been a leader in charting the course for the future of college athletics and that continues at Nebraska. In May of 2025, Dannen was appointed to the College Football Playoff Selection Committee, continuing his impact on the national level. He served from 2021 to 2023 as a member of the NCAA Constitution Committee and the Division I Transformation Committee. He also previously served as chair of the NCAA Football Competition Committee and was an Executive Committee member of the Football Oversight Committee. In total, Dannen has served on seven NCAA committees. In 2022, Dannen was a finalist for Sports Business Journal's Athletic Director of the Year award, and he received the Distinguished American Award from the Sugar Bowl Chapter of the National Football Foundation.

Dannen came to Lincoln after serving as Director of Athletics at the University of Washington. He helped guide the Huskies' transition to the Big Ten Conference and oversaw a football program that reached the College Football Playoff National Championship Game in January of 2024.

He arrived at Washington in the fall of 2023 after serving as Director of Athletics at Tulane University since 2015. While at Tulane, Green Wave student-athletes earned 49 All-America honors, a national championship, 21 conference championships and 41 postseason appearances.

In 2022-23, Tulane football won its first American Athletic Conference football championship and won the Cotton Bowl over USC, which was ranked ninth in the nation at that time. The men's basketball program won 20 regular-season games for the first time in two decades. Additionally, men's tennis advanced to its sixth NCAA Tournament in seven years, both bowling and beach volleyball finished ranked in the top 20, and baseball won the conference championship.

Tulane's football program participated in an unprecedented three consecutive bowl games from 2018 to 2020, winning back-to-back bowl games for the first time in 128 years of football at the University. In the classroom, Tulane student-athletes excelled at a high-level. At the end of the 2022-23 academic year, over 68 percent of Green Wave student-

athletes earned a 3.0 GPA or better, with a 93 percent Graduation Success Rate and a record-setting department Academic Progress Report of 992, with seven teams earning a perfect 1000 APR score.

Dannen spearheaded fundraising efforts and numerous capital projects at Tulane. He helped secure the largest unrestricted gift in Tulane Athletics history, an endowment gift that funded the operation of a new sport (sailing), and a \$10 million lead gift for capital renovations, which was the second-largest gift in department history. In addition, marketing and licensing revenue grew four-fold, and in 2022-23, Tulane football, basketball and volleyball set ticket sales and revenue records. Under Dannen's leadership, the Green Wave Club Annual Fund grew by 40 percent in terms of donors, and 45 percent in terms of dollars.

Increases in fundraising and major gift donors positively impacted capital project development and completion. A \$13 million renovation to the Reilly Natatorium, home of the swimming and diving program, as well as \$8 million in renovations to locker rooms and the sports medicine area inside the Wilson Center were completed in 2023. Dannen also oversaw construction of a new dining facility, weight room, basketball and volleyball locker rooms. Tulane also completed a \$2.4 million academic center renovation and a \$5 million television and digital production center.

Dannen came to Tulane after serving eight years as the Director of Athletics at the University of Northern Iowa (UNI) from 2008 to 2015. During his tenure, the Panthers enjoyed success at both the conference and national levels, highlighted by an NCAA Sweet 16 appearance in 2010 by the UNI men's basketball team. During his eight-year tenure, UNI was recognized with 39 All-Americans, 13 Coaches of the Year and nine Missouri Valley Conference (MVC) Players of the Year. UNI football, men's basketball, women's basketball, volleyball and softball combined to reach 15 NCAA tournaments and 20 postseason berths during that stretch. For his efforts, Dannen was recognized as NACDA's FCS Athletic Director of the Year in 2014.

Prior to his time at UNI, Dannen served as the Iowa Girls High School Athletic Union's Executive Director for seven years, overseeing 400 high schools and 10 sports.

Dannen grew up on a farm just outside Marshalltown, Iowa, and graduated from UNI in 1989 with a degree in communications. He is married to Amy and has four children: Elizabeth, William, Emily and Holly.



## RODNEY BENNETT

[ CHANCELLOR ]



## SCOTT FUESS JR.

[ FACULTY ATHLETICS REPRESENTATIVE ]



Dr. Rodney D. Bennett serves as the 21st Chancellor of the University of Nebraska-Lincoln (UNL), a comprehensive public flagship, land-grant, Research

Scott M. Fuess Jr. is in his fifth year as Nebraska's Faculty Athletics Representative, having started on July 1, 2020.

### UNL CHANCELLORS

1871-1876	Allen R. Benton
1876-1882	Edmund B. Fairfield
1884-1888	J. Irving Manatt
1888-1891	Charles E. Bessey
1891-1895	James H. Canfield
1895-1899	George E. MacLean
1900-1908	E. Benjamin Andrews
1908-1927	Samuel Avery
1927-1938	Edgar A. Burnett
1938-1946	Chauncey S. Boucher
1947-1953	Reuben G. Gustavson
1953-1954	John K. Selleck*
1954-1968	Clifford Hardin
1968-1971	Joseph Soshnik
1972-1975	James H. Zumberge
1975-1976	Adam C. Breckenridge*
1976-1980	Roy A. Young
1980-1981	Robert H. Rutford*
1981-1991	Martin A. Massengale
1991-1991	Jack Goebel*
1991-1995	Graham B. Spanier
1995-1996	Joan R. Leitzel*
1996-2000	James Moeser
2000-2016	Harvey S. Perlman
2016-2023	Ronnie Green
2023-pres.	Rodney Bennett

\* Interim Chancellor

1 institution of approximately 24,000 students, with robust research and extension services throughout the state. UNL is accredited by the Higher Learning Commission, and its student-athletes compete at the NCAA Division I level in the Big Ten Conference.

Since his arrival on campus in July 2023, Dr. Bennett has led UNL in achieving increases in student enrollment and retention; ongoing growth in sponsored research awards; advancements in national rankings for academic excellence and student success; innovative research and academic program development; enhancements to shared governance processes; significant progress in fundraising and external outreach; investments to improve the quality of student life and the workplace environment for faculty and staff; and the implementation of changes to eliminate a historic budget deficit.

Prior to his tenure at UNL, Dr. Bennett served nearly ten years as

President of The University of Southern Mississippi (USM), a comprehensive public research institution of approximately 14,000 students with campuses in South Mississippi and along the Mississippi Gulf Coast. Under his leadership, USM achieved R1 status; reached significant fundraising milestones; increased its annual economic impact; expanded operations along the Mississippi Gulf Coast; supported innovations in healthcare; invested in new faculty positions, student success programming, and capital improvements; and increased access to quality education and research programs. USM became one of only fourteen R1 institutions in the nation that compete at the NCAA Division I level and maintain accreditation in all four major areas of the Arts.

Dr. Bennett previously served more than a decade in senior level positions at the University of Georgia in Athens, where he chaired the institution's NCAA certification review and self-study process; completed more than \$150 million in facilities projects; re-established the Dean of Students office after more than two decades; enhanced on-campus student health and counseling services; and managed oversight of robust student programs and support services for an enrollment of more than 34,000.

Throughout his career, Dr. Bennett has demonstrated a strong commitment to community leadership and service, including board membership for the Lincoln Chamber of Commerce; Nebraska Innovation Campus; Mississippi Aquarium; The First Bank (Hattiesburg); the Classic Center Cultural Foundation and Authority Board (Athens); the Northeast Georgia Girl Scouts of America; Catholic Health East (Philadelphia); and St. Mary's Health Care System (Athens). As USM President, Dr. Bennett chaired the athletic conference board and served as a founding member of the Board of Managers for the College Football Playoff national championship. He is a member of Kappa Alpha Psi Fraternity, Inc., and Past Sire Archon for Sigma Pi Phi Fraternity, The Boulé.

Dr. Bennett holds a Doctor of Education in Educational Administration from Tennessee State University and specialist, master's, and bachelor's degrees from Middle Tennessee State University.

Dr. Bennett's wife, Temple, is a member of The Links, Inc., an international women's social and public service organization founded on the principles of friendship and service, and Delta Sigma Theta Sorority, Inc. She holds a Master of Business Education and a Bachelor of Business Administration from Middle Tennessee State University. The couple has two adult daughters, Colby and Logan.

As faculty athletics representative, Fuess serves as a liaison between the Office of the Chancellor and Athletic Department. He also serves on the Athletic Department's Executive Staff. His areas of focus in the role include the welfare of student-athletes, NCAA and Big Ten Conference compliance, maintaining the positive relationship between athletics and faculty, developing and responding to NCAA legislative proposals and representing the university at related NCAA and Big Ten Conference meetings.

The half-time position - which was restructured to an expected term of five years - reports directly to the University of Nebraska System President and consults with Director of Athletics Troy Dannen. He splits time between faculty representative duties and academic responsibilities.

Fuess, the Steinhart Distinguished Professor of Business and former chair of the College of Business' economics department, has worked at the University of Nebraska-Lincoln since 1986. He serves on the Faculty Senate's Intercollegiate Athletics Committee, having chaired the committee for 2018-19 and a sub-committee in 2017-18. He also has served on numerous Big Ten Conference committees, including the Sports Management Committee, the Compliance and Reinstatement Committee and the Legislative Review Committee. For 2022-23 he served as Chair of the B1G Compliance and Reinstatement Committee.

Fuess earned a bachelor's degree from the University of Delaware, as well as master's and doctoral degrees from Purdue University. His research interests are labor economics, the economics of collegiate sports, and the economy of Japan. He has earned numerous "Distinguished Teaching" awards. In 2016 he received the UNL College of Business "Distinguished Service" award.



## JEFFREY GOLD, M.D.

[ UNIVERSITY PRESIDENT ]



### NEBRASKA PRESIDENTS

1968-1969	Clifford Hardin
1970-1976	Durwood B. Varner
1977-1989	Ronald Roskens
1989-1994	Martin A. Massengale
1994-2004	L. Dennis Smith
2004-2014	James B. Milliken
2014-2015	James Linder*
2015-2019	Hank M. Bounds
2019-2019	Susan Fritz*
2020-2024	Walter "Ted" Carter
2024-2024*	Chris Kabourek
2024-pres.	Jeffrey P. Gold, M.D.

\* Interim President

Jeffrey P. Gold, M.D., became the ninth president of the University of Nebraska System on July 1, 2024, following a national search by the Board of Regents.

As president, Gold leads a four-campus university system that enrolls nearly 50,000 students and employs 16,000 faculty and staff on campuses in Lincoln, Omaha and Kearney, plus academic divisions and research and extension centers across the state. He serves as chief spokesman and chief executive officer for the system, which

operates on a \$3 billion annual budget and includes a flagship Big Ten institution, a world-renowned academic health sciences center, Division I athletics programs, and preeminent institutes focused on water and agriculture, national security and defense, infectious disease and early childhood education.

He is a nationally recognized higher education and health care leader and advocate. He was the chancellor of the University of Nebraska Medical Center (UNMC) and board chair for the Nebraska Medicine Health System from 2014 to 2024. As UNMC's chief operating officer, Dr. Gold was responsible for all aspects of campus leadership, program quality and operation – including 7 colleges, 37 institutes and centers, 5,429 faculty and staff and 4,700 health professions students.

In July 2021, Dr. Gold was named the Provost and Executive Vice President of the University of Nebraska System in addition to his ongoing UNMC/Nebraska Medicine responsibilities. In this role, he served as the chief academic officer of the University of Nebraska System and liaison to the Board of Regents for academic affairs. From May 2017 through June 2021, Dr. Gold served as the chancellor of the University of Nebraska at Omaha, the state's only public metropolitan university – a role he held concurrently with being UNMC's chancellor.

He holds tenured faculty appointments in UNMC's College of Medicine and in the College of Public Health, where his research interests in health care policy, population health and epidemiology are concentrated. He has authored over 200 peer-reviewed manuscripts, 350 national presentations, 40 books and chapters and engaged in over 300 invited professorships and keynote presentations.

Dr. Gold is a first-generation student; he graduated from the Cornell University College of Engineering with a bachelor's degree in Theoretical and Applied Mechanics. He earned his M.D. from the Weill Cornell College of Medicine and completed his general surgery residency at The New York-Presbyterian Hospital and Memorial Sloan Kettering Cancer Center. He completed his cardiothoracic surgical fellowship training at the Brigham and Women's Hospital in Boston, with additional training in pediatric cardiac surgery at the Boston Children's Hospital, both of the Harvard Medical School.

He has been certified by the American Board of Surgery and by the American Board of Thoracic Surgery, specializing in adult and pediatric cardiac surgery. Dr. Gold is licensed in Nebraska, Ohio, New York and New Jersey.

Dr. Gold leads several key economic development boards for the State and the University System, including the Greater Omaha Chamber, University Tech Development Corp, the University Tech Transfer Corp, and UNeTech Corp.

His national leadership roles have included more than 50 national professional committees and more than 100 national organizations, volunteer boards, government and public health councils. He has worked extensively with national- and state-level elected and appointed governing and administrative bodies as an advisor and trusted resource in the areas of higher education, research and clinical care.

Dr. Gold has been married for more than 50 years to a medical school classmate. They have two adult children and two grandchildren.

## UNIVERSITY BOARD OF REGENTS

The Board of Regents consists of eight voting members elected by district for six-year terms, and four non-voting student Regents, one from each campus, who serve during their tenure as student body president. The board supervises the general operations of the university, and the control and direction of all expenditures. The board also includes a corporation secretary who manages all records including agendas, minutes, notices, policies and bylaws. Those documents can be found on the web at [nebraska.edu/board](http://nebraska.edu/board).

The board meets regularly, primarily in Lincoln but also in Omaha and greater Nebraska. Persons wishing to provide information to the board or to appear before it should contact: Corporation Secretary, University of Nebraska, Varner Hall, 3835 Holdrege, Lincoln, NE 68583.



Timothy Clare  
District 1



Jack Stark  
District 2



Jim Scheer  
District 3



Elizabeth O'Connor  
District 4



Robert Schafer  
District 5  
Chair




Paul Kenney  
District 6  
Vice Chair



Kathy Wilmot  
District 7



Barbara Weitz  
District 8



Sam Schroeder  
Nebraska-Kearney



Libby Wilkins  
Nebraska-Lincoln



Brock Calamari  
Nebraska-Medical  
Center



Drew Leisy  
Nebraska-Omaha



# #7 REAGAN RAABE

**GRADUATE • MIDFIELDER/FORWARD**  
**OMAHA, NEB. (MILLARD WEST)**

## CAREER STATS

Year	GP-GS	Shots	SOG	Goals	Assists	Points
2020	8-8	14	6	1	1	3
2021	18-18	30	18	7	3	17
2022	17-17	37	12	2	4	8
2023	Redshirted					
2024	Injured					
Totals	43-43	81	36	10	8	28

## HONORS AND AWARDS

- Third-Team All-Big Ten (2021, 2022)
- Big Ten Preseason Player to Watch (2021, 2022)
- College Sports Communicators Academic All-District (2022)
- Big Ten Distinguished Scholar (2024, 2025)
- Academic All-Big Ten (2021, 2022, 2023, 2024)
- Nebraska Scholar-Athlete Honor Roll (Fall 2020, 2021, 2022, 2023, 2024; Spring 2020, 2021, 2022, 2023, 2024, 2025)
- Big Ten Sportsmanship Award Winner (2023)
- Sam Foltz Hero 27 Leadership Award (2023)
- Tom Osborne Citizenship Team (2021, 2022, 2023, 2024, 2025)

### 2024 (REDSHIRT)

Reagan Raabe was injured for the second-straight season and redshirted for the Huskers in 2024.

### 2023 (SENIOR)

Raabe was injured and redshirted for the Huskers in the 2023 season.

### 2022 (JUNIOR)

Raabe garnered third-team All-Big Ten accolades for the second time in her career in 2022. Raabe started 17 games and amassed 1,428 minutes before an injury sidelined her for the remainder of the season. She recorded two goals and four assists on the season, totaling eight points. Additionally, she tallied 37 shots and 12 shots on goal. A leader on the field, Raabe helped the Huskers to an 8-7-5 overall record and 5-3-2 record in conference play.

### 2021 (SOPHOMORE)

Raabe earned All-Big Ten accolades after starting all 18 games and amassing 1,369 minutes. Raabe's seven goals during the season tied for the team-lead, and she added three assists. Raabe scored NU's first goal of the season when she found the back of the net against Western Illinois in the 12th minute on Aug. 19. She also recorded a brace against the Leathernecks, scoring again in the 52nd minute. She recorded her next three goals at Missouri on Aug. 22, at home against Loyola Chicago on Sept. 5 and at Arizona on Sept. 12. Raabe scored twice during Big Ten play, the first coming Sept. 19 against Purdue in the 17th minute. Against Illinois on Oct. 21, Raabe scored the game winner in the 24th minute. During the season, she took 30 shots, 18 of which were on goal.

## CAREER HIGHS

Category	Career High
Points.....	4 vs. Western Illinois (8/19/21)
Goals.....	2 vs. Western Illinois (8/19/21)
Assists.....	1 most recently vs. Penn State (10/20/22)

## PLAYER PROFILE

### 2020-21 (FRESHMAN)

Raabe started each of the eight games she played in 2020-21. She scored her first career goal against Michigan, putting the Huskers first on the board in a game that ultimately went to double overtime. Raabe led the team with 14 shots on the year, including on goal. She picked up the first point of her Husker career with an assist on Nebraska's first goal of the season against Purdue. Overall, she saw 506 minutes on the pitch, including a season-high 95 minutes against Wisconsin (March 13). Raabe was an early enrollee at Nebraska, joining in January 2020.

### BEFORE NEBRASKA

Raabe played high school soccer at Millard West in Omaha, Neb., under Coach Jacque Tevis-Butler. In 2019, Raabe scored 21 goals and tallied 11 assists to help the Wildcats capture the state title. She was named captain of the All-Nebraska Team and Super-State Team, while also earning Gatorade Player-of-the-Year honors. Raabe also captured All-America accolades from the United Soccer Coaches and Allstate. As a freshman in 2017, Raabe scored 17 goals and recorded five assists to help the team advance to the semifinals of the state tournament before suffering an ACL injury that sidelined her for the 2018 campaign.

### PERSONAL

Reagan is the daughter of Chris and Melanie Raabe. Reagan has two sisters, Emma and Olivia. Reagan is majoring in nutrition and health sciences.





# #00 CECE VILLA

**SENIOR • GOALKEEPER**  
**ALTOONA, IOWA (DOWLING CATHOLIC)**

## CAREER STATS

Year	GP-GS	Mins	SV	GA	GAA	SHO	W-L-T
2021	0-0	0	0	0	0	0	0-0-0
2022	0-0	0	0	0	0	0	0-0-0
2023	4-0	40	2	0	0.00	0	0-0-0
2024	9-9	731	28	15	1.84	1	4-5-0
Totals	13-9	838	46	16	1.717	1	4-5-0

## HONORS AND AWARDS

- Academic All-Big Ten (2022, 2023, 2024)
- Nebraska Scholar-Athlete Honor Roll (Fall 2021, 2022, 2023, 2024; Spring 2022)
- Sam Foltz 27 Hero Leadership Award (2025)
- Tom Osborne Citizenship Team (2022, 2023, 2024, 2025)

## CAREER HIGHS

Category	Career High
Saves .....	8 vs. Colorado State (8/18/24)
Consecutive Scoreless Minutes.....	107:50

## PLAYER PROFILE

### 2024 (JUNIOR)

Cece Villa started nine games at goal and collected 44 saves, while allowing 16 goals. Villa, who tallied her first career assist in Nebraska's 5-2 win over Creighton, posted a shutout and saw 799 minutes of action. She managed a season-high eight saves against Colorado State on Aug. 18 and recorded five or more saves in five matches.

### 2023 (SOPHOMORE)

Villa played in four games at goal and combined for four shutouts. Villa tallied two saves on the season and saw 40 minutes of action in total. She recorded a save in the Huskers' wins over Kansas State on Sept. 3 and UC Irvine on Nov. 19.

### 2022 (REDSHIRT FRESHMAN)

Villa did not play for the Huskers in the 2022 season.

### 2021 (REDSHIRT)

Villa did not play for the Huskers in 2021.

### BEFORE NEBRASKA

Villa attended Dowling Catholic High School in West Des Moines, Iowa, where she posted 73 saves and allowed eight goals as a freshman in 2018 for Coach John Pearson. As a sophomore in 2018, she stopped 94 shots, while allowing 11 goals and helped the Maroons to a third-place finish at the state tournament. Villa's junior season was canceled due to COVID-19. In the classroom, Villa was named to the Presidential honor roll four times, was a member of the National Honor Society and part of the National Council of Youth Leadership.

During the club season, Villa trained under Coach Deb Grief of GPS Iowa. A three-time team captain, Villa led the team to a second-place finish at the 2016 state tournament. She also has participated in the Iowa Olympic Development Program.

### PERSONAL

Cece is the daughter of Michael and Joyce Villa. Cece has two siblings, Augustine and Kaliana. Cece is majoring in nutrition and health sciences.





# #11 SADIE WAITE

**SENIOR • MIDFIELDER**


**ST. THOMAS, ONTARIO, CANADA (PARKSIDE COLLEGIATE INSTITUTE)**

## CAREER STATS

Year	GP-GS	Shots	SOG	Goals	Assists	Points
2022	19-15	14	2	1	0	2
2023	24-24	32	13	4	5	13
2024	12-11	21	7	2	1	5
Totals	55-50	67	22	7	6	20

## HONORS AND AWARDS

- U20 World Cup Team Canada Member (2024)
- Arthur Ashe Jr. Sports Scholar Award (2024, 2025)
- Big Ten Distinguished Scholar (2024, 2025)
- Academic All-Big Ten (2023, 2024)
- Chi Alpha Sigma Honor Society (2025)
- Nebraska Scholar-Athlete Honor Roll (Fall 2022, 2023, 2024; Spring 2023, 2024, 2025)
- Tom Osborne Citizenship Team (2023, 2024, 2025)



## CAREER HIGHS

Category	Career High
Points.....	4 vs. South Dakota State (11/10/23)
Goals.....	2 vs. South Dakota State (11/10/23)
Assists.....	1 most recently vs. Oregon (10/17/24)

## PLAYER PROFILE

### 2024 (JUNIOR)

After competing for Team Canada at the U20 World Cup, Sadie Waite returned to Nebraska, earning 11 starts and playing 1,005 minutes. She tallied a pair of goals on the year and added a shot, good for fifth on the team with five points. Waite also recorded 21 shots and seven shots on goal.

### 2023 (SOPHOMORE)

Waite started all 24 games this season and was a mainstay for the Huskers in the midfield. She amassed 1,950 minutes on the season, while scoring four goals and tallying five assists. Waite totaled 17 points, good for fifth on the team, and added 32 shots (13 shots on goal). She tallied her first career brace in the Huskers' NCAA First Round victory over SDSU, as she helped NU to its program-best third-trip to the Elite Eight and a Big Ten regular-season title.

### 2022 (FRESHMAN)

Waite played in 19 games and earned 16 starts in 2022. Waite scored one goal and added two assists in 1,329 minutes of action. She took 14 shots, two of which were on goal, and her first career goal occurred in the 27th minute of the Huskers' game against Oklahoma on Aug. 21.

### BEFORE NEBRASKA

Waite joined the Huskers from St. Thomas, Ontario, Canada. She was a midfielder who played club soccer for Coach Mike Macocchia at FC London. She was also given the opportunity to attend U17 National Team Camps. She was a part of the Ontario REX program with former Husker Florence Belzile for many years. Waite earned academic honors in grades 9-11.

### PERSONAL

Sadie is the daughter of Chris and Christine Waite. She has one sister, Grace. Sadie is majoring in marketing.



# #20 EMMA PROSOSKI

**SENIOR • MIDFIELDER**  
**OMAHA, NEB. (MARIAN)**

## CAREER STATS

Year	GP-GS	Shots	SOG	Goals	Assists	Points
2022	19-0	6	4	1	1	3
2023	24-1	12	6	1	1	3
2024	15-10	12	3	0	1	1
Totals	58-11	30	13	2	3	7

## HONORS AND AWARDS

- Academic All-Big Ten (2023, 2024)
- Chi Alpha Sigma Honor Society (2025)
- Nebraska Scholar-Athlete Honor Roll (Fall 2022, 2023, 2024; Spring 2023)
- Tom Osborne Citizenship Team (2023, 2024, 2025)



## CAREER HIGHS

Category	Career High
Points.....	2 most recently at Eastern Washington (8/24/23)
Goals .....	1 most recently at Eastern Washington (8/24/23)
Assists .....	1 most recently at Michigan State (9/19/24)

## PLAYER PROFILE

### 2024 (JUNIOR)

An injury sidelined Emma Prososki for the second half of the season, but she still managed 10 starts and 15 appearances. She earned one assist at Michigan State, while tallying 12 shots and three shots on goal.

### 2023 (SOPHOMORE)

Prososki appeared in 24 games, started one and amassed 811 minutes. She tallied one finish on the season against Eastern Washington on Aug. 24 and added 12 shots and six shots on goal. Prososki also added one assist, good for three total points, as she helped NU to its program-best third-trip to the Elite Eight and a Big Ten regular season title.

### 2022 (FRESHMAN)

Prososki played in 19 games for a total of 431 minutes in 2022, recording one goal and one assist on the year. Prososki's first career goal happened in the Huskers' Big Ten matchup with Purdue on Sept. 29 in the 75th minute. She also tallied six shots and four shots on goal, while totaling three points. She played 54 minutes against Michigan State at the Big Ten tournament on Nov. 3, her longest appearance of the season.

### BEFORE NEBRASKA

Prososki was a midfielder who went to Omaha Marian High School. She was coached by Teresa DeGeorge. In her high school career, she had a total of 14 goals and four assists. Her team was the state runner-up in 2019 and a state semifinalist in 2021. Her 2020 season was cancelled due to COVID-19. Individually, Prososki earned a varsity letter in 2018-21, was a Lincoln Journal Star Class A All-State honoree, a Lincoln Journal Star Super State second-team honoree, an Omaha World-Herald All-Class Metro first-team honoree, an Omaha World-Herald Class A All-Nebraska second-team honoree in 2021. She also participated in cross country in high school and lettered in 2018. Academically, she was been a member of the honor roll from 2018-21 and was an NSAA Academic All-State Honoree in 2021. She also was a member of the National Honor Society in 2020-21.

As a member of the Gretna Elite Academy, Prososki was coached by Mitch Kavanagh and helped her team to a Nebraska State Cup Championship in 2017. Her team was also a Cup A ECNL National Semifinalist in 2021. She was selected to attend the 2018 ECNL CSP Midwest Training Camp, 2018 ECNL/id2 National Training Camp and the 2019 ECNL CSP Midwest Regional Camp.

### PERSONAL

Emma is the daughter of John and Shannon Prososki. She has one sister, Ellie, and three brothers, Kevin, Alex and Brendan. Emma is a nutrition and health sciences major.



# #21 LAURYN ANGLIM

SENIOR • DEFENDER

LA VISTA, NEB. (PAPILLION-LA VISTA)

## CAREER STATS

Year	GP-GS	Shots	SOG	Goals	Assists	Points
2022	20-20	4	2	1	4	6
2023	24-24	7	6	1	5	7
2024	17-17	9	5	1	5	7
Totals	61-61	20	13	3	14	20

## HONORS AND AWARDS

- Big Ten All-Freshman Team (2022)
- Top Drawer Soccer Team of the Week Member (Nov. 28, 2023)
- Academic All-Big Ten (2023, 2024)
- Big Ten Distinguished Scholar (2024)
- Chi Alpha Sigma Honor Society (2025)
- Nebraska Scholar-Athlete Honor Roll (Fall 2023, 2024; Spring 2022, 2023, 2024, 2025)
- Tom Osborne Citizenship Team (2023, 2024, 2025)



## CAREER HIGHS

Category	Career High
Points.....	3 at Illinois (10/22/23)
Goals.....	1 most recently vs. Creighton (9/2/2024)
Assists.....	2 at Michigan (9/22/24)

## PLAYER PROFILE

### 2024 (JUNIOR)

Lauryn Anglim was a constant in the Husker backfield, starting all 17 matches in 2024 while playing 1,324 minutes. She helped the Huskers to a pair of shutout victories, while scoring a goal in NU's 5-2 victory over Creighton and tallying five assists in 2024. She was fourth on the team in points with seven and recorded nine shots and five shots on goal.

### 2023 (SOPHOMORE)

A Top Drawer Soccer Team of the Week Member, Anglim started all 24 games and amassed 2,132 minutes, second-most on the team. She helped Nebraska to seven shutouts, while individually scoring one goal and tallying five assists. Anglim also recorded seven shots and six shots on goal. Her second-career finish was a highlight-reel bender off a corner kick to help NU secure the 4-2 decision over Illinois and secure the 2023 Big Ten regular season title.

### 2022 (FRESHMAN)

Anglim had a breakout freshman campaign and was named to the Big Ten All-Freshman Team. As a constant in the Husker backfield, Anglim helped Nebraska to five shutouts, while individually scoring one goal and recording four assists. Anglim started each of the 20 games, compiling 1,795 minutes. On Oct. 23, 2022, she scored her lone goal of the season against Wisconsin in the final game of the regular season. She also took four shots, two of which were shots on goal, to help NU to an 8-7-5 record overall and a tie for fourth in the Big Ten with a 5-3-2 mark in conference play.

### BEFORE NEBRASKA

Anglim played for Coach April Kelcher at Papillion-La Vista High School. She led her team to a state tournament appearance in 2019. She also earned a varsity soccer letter. Academically, she earned Academic All-State honors in 2021. She was also a Summa Cum Laude.

Anglim played club for the Elite Girls Academy before she switched to the Gretna Elite Academy, where she was coached by Mitch Kavanagh. There, her team went to the ECNL playoffs in 2021. As a part of the Gretna Elite Academy, she was selected to play in the ECNL National Selection Game in 2021 and was a member of the ECNL Midwest Conference second team in 2020-21. She was also the captain of her team.

### PERSONAL

Lauryn is the daughter of Greg and Brenda Anglim. She has one sister, Madyson, and one brother, Garrett, who was on the Husker baseball team. Lauryn (also called LoLo) is majoring in pre-health.



# #12 RIN SATO

**REDSHIRT JUNIOR • MIDFIELDER/DEFENDER**

**ASAKA-SHI, JAPAN (BARTON CC/SAKUCHOSEI)**

## CAREER STATS

Year	GP-GS	Shots	SOG	Goals	Assists	Points
2022*	23-23	50	--	4	12	20
2023*	21-21	38	--	2	9	13
2024	Redshirt					
Totals	44-44	88	--	6	21	33

\*at Barton CC

## CAREER HIGHS

Category	Career High
Points.....	5 at Dodge City CC* (9/7/22)
Goals.....	1 most recently vs. Hutchinson CC* (10/15/23)
Assists.....	5 at Dodge City CC* (9/7/22)

\*at Barton CC

## HONORS AND AWARDS

- Nebraska Scholar-Athlete Honor Roll (Fall 2024, Spring 2025)
- Tom Osborne Citizenship Team (2025)

## PLAYER PROFILE

### 2024 (REDSHIRT)

Rin Sato was injured and did not play for the Huskers in 2024.

### BEFORE NEBRASKA (BARTON CC/SAKUCHOSEI)

Rin Sato spent two seasons at Barton Community College in Great Bend, Kansas, where she started 21 games, scored two goals, tallied nine assists and took 38 shots.

Sato attended Sakuchosei High School, where she helped the team to three state championships and three Regional Best 4 finishes. On the club side, Sato competed for 1FC Kawagoe Water Park Menina where they were three-time State League Champions, two-time state tournament champions and two-time Region Best 16. Individually, she was a team captain in 2018, two-time state representative (2017, 2018) and 2018 region representative.

### PERSONAL

Rin is the daughter of Tomohiro and Mie, and has one sister, Shuri. She is majoring in Business.





# #5 ELLA GUYOTT

**JUNIOR • DEFENDER/MIDFIELDER**  
**PAPILLION, NEB. (PAPILLION-LA VISTA)**

## CAREER STATS

Year	GP-GS	Shots	SOG	Goals	Assists	Points
2022	Redshirt					
2023	24-13	8	2	1	2	4
2024	17-17	19	9	0	2	2
Totals	41-30	27	11	1	4	6

## HONORS AND AWARDS

- Academic All-Big Ten (2023, 2024)
- Nebraska Scholar-Athlete Honor Roll (Fall 2023, 2024; Spring 2022, 2023, 2024, 2025)
- Tom Osborne Citizenship Team (2023, 2024, 2025)



## CAREER HIGHS

Category	Career High
Points.....	2 vs. Tennessee (11/17/23)
Goals .....	1 vs. Tennessee (11/17/23)
Assists .....	1, most recently at Wisconsin (10/6/24)

## PLAYER PROFILE

### 2024 (SOPHOMORE)

Ella Guyott, a Nebraska native, was a constant in the Husker backfield, starting all 17 matches in 2024 while playing 1,359 minutes. She tallied a pair of assists on the season, while recording 19 shots and nine shots on goal.

### 2023 (REDSHIRT FRESHMAN)

Guyott appeared in all 24 games, while starting 13 matches and amassing 1,298 minutes. She scored her first career goal in NU's 2-1 victory over Tennessee in the second round of the NCAA Tournament. Guyott took eight shots, two of which were on goal, while adding two assists. She helped NU to its program-best third-trip to the Elite Eight and a Big Ten regular season title.

### 2022 (REDSHIRT)

Ella Guyott did not play for the Huskers in 2022.

### BEFORE NEBRASKA

Guyott played for Mitch Kavanaugh at the Gretna Elite Academy, and her team finished as State Cup finalists in 2017 and 2018. Guyott was a ECNL Midwest Conference first-team honoree in 2020-21. Guyott was also an honor roll student every semester of high school and a member of her school's chapter of the National Honor Society.

### PERSONAL

Ella is the daughter of Jim and Brenda Guyott. She has one sister, Erin, and one brother, Trevor. Ella is majoring in nutrition and health sciences.



# #8 REESE BORER

**JUNIOR • DEFENDER**  
**LINCOLN, NEB. (NORRIS)**

## CAREER STATS

Year	GP-GS	Shots	SOG	Goals	Assists	Points
2023	16-0	0	0	0	0	0
2024	17-17	3	0	0	2	2
Totals	33-17	3	0	0	2	2

## HONORS AND AWARDS

- Academic All-Big Ten (2024)
- Nebraska Scholar-Athlete Honor Roll (Fall 2023, 2024; Spring 2023, 2024, 2025)
- Tom Osborne Citizenship Team (2024, 2025)
- Chi Alpha Sigma Honor Society (2025)



## CAREER HIGHS

Category	Career High
Points.....	1, most recently vs. Oregon (10/17/24)
Goals.....	N/A
Assists .....	1, most recently vs. Oregon (10/17/24)

## PLAYER PROFILE

### 2024 (SOPHOMORE)

Lincoln native Reese Borer was a mainstay in the Husker backfield, amassing a team-high 1,515 minutes while starting all 17 matches. She recorded a pair of assists on the year while taking three shots, including two against Iowa in September.

### 2023 (FRESHMAN)

Borer played in 16 games for a total of 228 minutes in 2023. She helped the Husker defense to seven shutouts on the season.

### BEFORE NEBRASKA

Borer played for Coach Arnold Talero and former Husker volunteer assistant Sam Areman at Norris High School. She led her team to two consecutive state championship appearances in 2021 and 2022. She was named Class B Super State Second-Team and Class B All-State in 2022. Additionally, she was Academic All-State and Second-Team All-Nebraska in 2022.

Borer played club for Gretna Elite Academy, where she was coached by Mitch Kavanagh. As part of her club team, she was named ECNL U18/19 First-Team Midwest All-Conference.

### PERSONAL

Reese is the daughter of Doug and Lori Borer. She has two sisters, Lauren and Rya. Reese is majoring in pre-health.



# #17 JO SEES

**JUNIOR • DEFENDER**

**HIGHLANDS RANCH, COLO. (VALOR CHRISTIAN)**

## CAREER STATS

Year	GP-GS	Shots	SOG	Goals	Assists	Points
2023*	17-6	19	10	3	1	7
2024*	17-16	17	8	2	2	6
Totals	34-22	36	18	5	3	13

\*at Kansas State

## HONORS AND AWARDS

- Big 12 Academic All-Rookie Team\*
- Big 12 Freshman of the Week\*
- Big 12 All-State Academic Award\*

\*at Kansas State

## CAREER HIGHS

Category	Career High
Points.....	3, most recently vs. Green Bay (8/29/24)*
Goals.....	1, most recently at Arizona (10/20/24)*
Assists.....	1, most recently at Cincinnati (9/22/24)*

## PLAYER PROFILE

### BEFORE NEBRASKA (KANSAS STATE/VALOR CHRISTIAN)

Jo Sees, a transfer from Kansas State, joined the Huskers after two seasons in Manhattan, where she started 22 games, scoring five goals with three assists, while tallying 36 shots and 18 shots on goal. A native of Highland Ranch, Colo., Sees was a member of the Big 12 Academic All-Rookie Team and received a Big 12 Freshman of the Week honor and the Big 12 All-State Academic Award.

Sees attended Valor Christian High School and was a two-time honoree of the first-team all-league, a member of the All-State second team, an All-State honorable mention selection and a three-time recipient of the All-State Academic Award. She helped her team to two league championships, while scoring 22 goals and recording 12 assists. On the club side, Sees competed for Coach Lyle Lebere at Real Colorado 04 ECNL National. She was named the Colorado State Cup Championship MVP and helped the team to a conference championship in 2021 and 2022.

### PERSONAL

Jo is the daughter of Eric and Jennifer Sees. Jo has one sister, Emma. She is majoring in animal sciences.





# #25 ELLA RUDNEY

**JUNIOR • MIDFIELDER/FORWARD**

**GRAND ISLAND, N.Y. (GRAND ISLAND SENIOR)**

## CAREER STATS

Year	GP-GS	Shots	SOG	Goals	Assists	Points
2023	15-0	7	4	1	1	3
2024	15-0	9	2	0	0	0
Totals	30-0	16	6	1	1	3

## CAREER HIGHS

Category	Career High
Points.....	2 at Eastern Washington (8/24/23)
Goals .....	1 at Eastern Washington (8/24/23)
Assists .....	1 vs. Rutgers (9/28/23)

## HONORS AND AWARDS

- Big Ten Distinguished Scholar (2025)
- Academic All-Big Ten (2024)
- Chi Alpha Sigma Honor Society (2025)
- Nebraska Scholar-Athlete Honor Roll (Fall 2023, 2024; Spring 2023, 2024, 2025)
- Tom Osborne Citizenship Team (2024, 2025)

## PLAYER PROFILE

### 2024 (SOPHOMORE)

New York native Ella Rudney appeared in 15 matches in 2024, playing a total of 291 minutes. Rudney recorded nine shots on the season, two of which were on frame, as she tallied a season-high three shots in NU's 3-0 victory over Oregon in October.

### 2023 (FRESHMAN)

In her freshman campaign, Rudney played in 15 matches and amassed 175 minutes. She tallied her first career finish in NU's 6-0 victory over Eastern Washington on Aug. 24. Rudney added an assist, while also recording seven shots and four shots on goal.

### BEFORE NEBRASKA

Rudney played for Coach Dave Bowman at Grand Island Senior High School in New York. Individually, she had 74 goals, 34 assists and 182 points in 42 games. Rudney was first-team all-league, league player of the year, first-team All-Western New York, team MVP, team captain and All-New York State. Rudney was also a New York State Section 6 Class A Champion in 2019 and 2020. On the academic side, she was a member of the National Honor Society and received the Comptroller Award (recognition of outstanding leadership) and the Outstanding Academic Excellence Award.

During the club season, Rudney played for Coach Aaron Lines at Western New York Flash where her team was ECNL Ohio Valley Conference Champions in 2021. She also had individual success on her club team as she was named ECNL All-Conference team and ECNL Ohio Valley Player to Watch.

### PERSONAL

Ella is the daughter of Mike and Jodie Rudney. She has two sisters, Calli and Kait. Ella is a psychology major at Nebraska.





# #29 KAYMA CARPENTER

**JUNIOR • FORWARD/DEFENDER**  
**LINCOLN, NEB. (LINCOLN EAST)**

## CAREER STATS

Year	GP-GS	Shots	SOG	Goals	Assists	Points
2023	8-1	6	5	1	1	3
2024	8-2	3	1	0	0	0
Totals	16-3	9	6	1	1	3

## HONORS AND AWARDS

- Academic All-Big Ten (2024)
- Nebraska Scholar-Athlete Honor Roll (Fall 2024; Spring 2023, 2024, 2025)
- Tom Osborne Citizenship Team (2024, 2025)



## CAREER HIGHS

Category	Career High
Points.....	2 vs. Missouri (8/31/23)
Goals.....	1 vs. Missouri (8/31/23)
Assists.....	1 vs. Baylor (8/20/23)

## PLAYER PROFILE

### 2024 (SOPHOMORE)

Kayma Carpenter played in eight games for NU in 2024. She took three shots over 283 minutes of action.

### 2023 (FRESHMAN)

In her freshman campaign, Carpenter played in eight matches, started one and amassed 160 minutes. She tallied her first career finish in NU's victory over Missouri on Aug. 31. Carpenter added an assist, while also recording six shots and five shots on goal.

### BEFORE NEBRASKA

Carpenter hailed from Lincoln East High School in Lincoln, Neb., where she was coached by Emily Mathews. Carpenter helped her team to both the 2021 state semifinals and the 2022 state playoffs. Individually, she was First-Team Super State and First-Team All-Nebraska in 2021 and 2022. Carpenter was also successful in the classroom, as she earned Academic All-State honors in 2022 and was a three-time scholar-athlete award winner.

During the club season, Carpenter played for Coach Chad Gleckler at Gretna Elite Academy. She led the team to the 2021 and 2022 ECNL National Playoffs.

### PERSONAL

Kayma is the daughter of Bryan and Sheli Carpenter. She has two brothers, Branden and Corey. Kayma is majoring in elementary education.



# #1 AVA MAKOVICKA

**SOPHOMORE • FORWARD**  
**GRETNA, NEB. (GRETN)**

## CAREER STATS

Year	GP-GS	Shots	SOG	Goals	Assists	Points
2023	Redshirt					
2024	4-0	0	0	0	0	0
Totals	4-0	0	0	0	0	0

## HONORS AND AWARDS

- Academic All-Big Ten (2024)
- Nebraska Scholar-Athlete Honor Roll (Fall 2023, 2024; Spring 2024, 2025)
- Tom Osborne Citizenship Team (2024, 2025)

## CAREER HIGHS

Category	Career High
Points.....	n/a
Goals .....	n/a
Assists .....	n/a

## PLAYER PROFILE

### 2024 (REDSHIRT FRESHMAN)

Ava Makovicka played in four games in 2024 and amassed 27 minutes, with her most minutes coming in Nebraska's 5-2 win over Creighton in September.

### 2023 (REDSHIRT)

Makovicka did not play for the Huskers in the 2023 season.

### BEFORE NEBRASKA

Makovicka played at Gretna High School where she led her team to three consecutive state championship titles in 2021, 2022 and 2023. Her 2023 Gretna team finished ranked second in the U.S. according to the United Soccer Coaches girls national high school rankings. She recorded 32 goals and 14 assists throughout her career and was named to the 2022 and 2023 All-Nebraska first team and Super-State first team. Additionally, she was a 2022 and 2023 first-team All-State midfielder and All-Metro midfielder.

Makovicka played club for 402 DA, where she was coached by Kenan Sahuric. In 2021 and 2022, her club team was two-time state cup champions, and she was named Nebraska State Cup Best XI.

### PERSONAL

Ava is the daughter of Jeff and Tracy Makovicka. She has four sisters, Jadyn, Camryn, Claire and Ella. She was high school teammates with former Husker standout Sarah Weber. Also, her father played football at Nebraska from 1991-95 and her uncle, Joel, played from 1994-98. Ava plans to major in nutrition, exercise and health sciences at UNL.





# #2 ALYSE THEN

**SOPHOMORE • FORWARD**

**PORT JEFFERSON STATION, N.Y. (COMSEWOGUE)**

## CAREER STATS

Year	GP-GS	Shots	SOG	Goals	Assists	Points
2023#	16-16	105	74	30	9	69
2024*	22-6	26	18	11	5	27
Totals	38-22	131	92	41	14	96

\*at Daytona State

#at SUNY Old Westbury

## CAREER HIGHS

Category	Career High
Points.....	11 vs. SUNY Maritime (10/20/23)#
Goals .....	5, most recently vs. SUNY Maritime (10/20/23)#
Assists .....	3 vs. Pasco-Hernando State College (10/5/24)*

\*at Daytona State

#at SUNY Old Westbury

## HONORS AND AWARDS

- Skyline All-Conference First Team (2023)\*

\*at SUNY Old Westbury

## PLAYER PROFILE

### BEFORE NEBRASKA (DAYTONA STATE/SUNY/COMSEWOGUE)

Alyse Then, a native of Port Jefferson Station, N.Y., came to Nebraska after one season at Daytona State and a freshman season at SUNY Old Westbury. In 2024 at Daytona State, Then started in six games, scoring 11 goals and recording five assists. She also added 26 shots and 18 shots on goal, helping the team to the 2024 NJCAA DI National Championship title.

At SUNY, Then was a Skyline All-Conference First Team honoree, as she led the NCAA across all divisions with 30 goals scored, while also tallying nine assists in 17 games.

Before her college career, Then competed for Coach James Bently at Comsewogue High School, earning five MVP honors, the 2019 Offensive Player of the Year and 2022 All-County award.

On the club side, she played at LGN United under Coach Kim Onek, as she helped the team to two state finals, the 2021 National League Championship and the 2022 Regional Championship.





# #15 ALEXA GOBEL

**SOPHOMORE • GOALKEEPER**  
**LINCOLN, NEB. (LINCOLN SOUTHWEST)**

## CAREER STATS

Year	GP-GS	Mins	SV	GA	GAA	SHO	W-L-T
2023	Redshirt						
2024	Did not play						
Totals	0-0	0	0	0	0	0	0-0-0

## CAREER HIGHS

Category	Career High
Saves .....	n/a
Consecutive Scoreless Minutes.....	n/a

## HONORS AND AWARDS

- Big Ten Distinguished Scholar (2025)
- Academic All-Big Ten (2024)
- Nebraska Scholar-Athlete Honor Roll (Fall 2023, 2024; Spring 2024, 2025)
- Tom Osborne Citizenship Team (2024, 2025)

## PLAYER PROFILE

### 2024 (REDSHIRT FRESHMAN)

Alexa Gobel did not play for the Huskers in 2024.

### 2023 (REDSHIRT)

Gobel did not play for the Huskers in the 2023 season.

### BEFORE NEBRASKA

Gobel played for Coach Thomas Nettleton at Lincoln Southwest High School. She was a mainstay in the goal for the Silver Hawks. She tallied 10 shutouts and 61 saves during her senior season and was also a two-time Super-State Second-Team honoree and a 2023 member of the Girls Class A All-State team. Additionally, she was a three-time all-conference and two-time all-city selection. Gobel helped lead LSW to a runner-up finish in 2023, a third-place showing in 2022 and a fifth-place finish in 2021. Gobel also played volleyball and basketball in high school and chose Nebraska over playing volleyball at the University of Albany.

Academically, Gobel was a National Honor Society member, three-time both academic all-conference and scholar-athlete recipient and has been named to the honor roll with high distinction four times.

Gobel played for Kenan Sahuric at 402 DA and helped her team to six-straight State Cup Championships.

### PERSONAL

Alexa is the daughter of Randy and Michelle Gobel. She has one brother, Chase. Alexa is a management major at Nebraska.





# #18 REESE SNOWDEN

**SOPHOMORE • DEFENDER/MIDFIELDER**  
**MANHATTAN, KAN. (MANHATTAN)**

## CAREER STATS

Year	GP-GS	Shots	SOG	Goals	Assists	Points
2024	15-7	15	6	4	0	8
Totals	15-7	15	6	4	0	8

## CAREER HIGHS

Category	Career High
Points.....	4 at Oregon State (9/5/24)
Goals.....	2 at Oregon State (9/5/24)
Assists.....	n/a

## HONORS AND AWARDS

- Nebraska Scholar-Athlete Honor Roll (Fall 2024, Spring 2025)
- Tom Osborne Citizenship Team (2025)

## PLAYER PROFILE

### 2024 (FRESHMAN)

Reese Snowden had a breakout freshman campaign, as she was second on the team in goals with four and third in points with eight. She earned seven starts and appeared in 15 matches, while recording 15 shots and six shots on goal. She tallied her first career multi-score game as she scored a brace in NU's 2-1 victory at Oregon State.

### BEFORE NEBRASKA

The Manhattan, Kan., native helped Manhattan High School to three straight Kansas Class 6A fourth-place finishes, while being recognized as a three-time KHSSA Class 6A All-State second-team and three-time all-state honoree. Snowden tallied 48 goals and 28 assists, while collecting Centennial League Player of the Year honors. Additionally, she was named to the 2023 All-Centennial League First Team.

On the club side, Snowden played for Coach Colin Bulwich at Sporting Blue Valley ECNL, where she helped the team to a third-place finish at the 2022 ECNL Nationals.

### PERSONAL

Reese is the daughter of Curtis and Mandy Snowden. She has two brothers, Grant and Jake, and is majoring in biology.





# #24 MADDY OSBORN

**REDSHIRT FRESHMAN • GOALKEEPER**  
**ELKHORN, WISC. (ELKHORN AREA)**

## CAREER STATS

Year	GP-GS	Mins	SV	GA	GAA	SHO	W-L-T
2024	Redshirt						
Totals	0-0	0	0	0	0	0	0-0-0

## CAREER HIGHS

Category	Career High
Saves .....	n/a
Consecutive Scoreless Minutes.....	n/a

## HONORS AND AWARDS

- Nebraska Scholar-Athlete Honor Roll (Fall 2024, Spring 2025)
- Tom Osborne Citizenship Team (2025)

## PLAYER PROFILE

### 2024 (REDSHIRT)

Maddy Osborn redshirted for the Huskers in 2024.

### BEFORE NEBRASKA

Osborn played for Coach Chandler Kayser at Elkhorn Area High School. She excelled on and off the field, as she was second-team all-conference pick her sophomore year, a member of National Honors Society and high honor roll for four years, and was also Vice President of Leadership Development.

On the club side, Osborn played for Coach Giuliano Oliviero at SC Wave and Coach Andreas Davi at FC Milwaukee Torrent. In the goal, she helped lead the Torrent to a conference championship in 2023 and was also named to the Top Divisions in Camp Shutout (2023) and Clark Keeper Training Winter Road Show (2022).

### PERSONAL

Maddie is the daughter of Dan and Erika Osborn. She is majoring in engineering.





## #4 KARLI WILLIAMS

**FRESHMAN • MIDFIELDER/DEFENDER  
GRETN, NEB. (GRETN EAST)**

### PLAYER PROFILE

#### BEFORE NEBRASKA

Karli Williams, a native of Gretna, was a 2023 first-team Super-State selection, a two-time Lincoln Journal Star Super State first-team honoree and a 2024 OWH All-State Second Team selection, playing for Coach Chase Hutchison at Gretna East High School. The midfielder helped Gretna to two Class A State Championships and a 44-0 combined record, before transferring to Gretna East where she earned her third State Championship and a 21-1 record.

On the club side, Williams competed at the Gretna Elite Academy on the club side for Coach Jon Brezenski, earning 2023 first-team ECNL Midwest Conference and 2021/2022 ECNL second-team Midwest Conference honors.

#### PERSONAL

Karli is the daughter of Shawn and Cindy Williams. She has one brother, Cooper, and is majoring in kinesiology.

#### WILLIAMS ON NEBRASKA

"I chose Nebraska because of the amazing people and the facilities, while giving me the opportunity to stay close to home."



## #6 SADIE SANT

**FRESHMAN • MIDFIELDER  
OVERLAND PARK, KAN. (BLUE VALLEY SOUTHWEST)**

### PLAYER PROFILE

#### BEFORE NEBRASKA

Sadie Sant played for Coach Erik Jones at Blue Valley Southwest High School, where she was named first-team All-State and first-team All-EKL in 2024, and second-team All-State and second-team All-EKL in 2023. She helped her team to the regional championship in 2023 and 2024 and a state runner-up finish in 2024.

On the club side, Sant competed for Colin Bulwich at Sporting Blue Valley, as she was named to the Midwest All-Conference first team in 2022-2023. As a team, Sporting Blue Valley won the North American Cup Championship in 2023-2024, and made it to the Round of 16 in 2021-2022.

#### PERSONAL

Sadie is the daughter of John and Jennifer Sant. She has one brother, Brennan, and is majoring in biochemistry.

#### SANT ON NEBRASKA

"I chose Nebraska because I was immediately drawn to the passionate and supportive community that welcomed me. I admired Nebraska's values and dedication to develop me as both a person and a player."



## #9 ALESSANDRA GERANEO

**FRESHMAN • MIDFIELDER**  
**MARKHAM, ONTARIO (BILL CROTHERS SECONDARY)**

### PLAYER PROFILE

#### BEFORE NEBRASKA

Alessandra Geraneo attended Bill Crothers Secondary School in Ontario, Canada, where she was named the highest scoring midfielder in 2022, scoring 16 goals. She was a three-time member of the school honor roll.

On the club side, she played for Coaches Laura Gosse and Richard Alexander at Markham FC from 2015-2022 and for Coaches Joey Lombardi and Melissa Bigg after 2022.

#### PERSONAL

Alessandra is the daughter of Giovanni and Silvana Geraneo. She has one sister, Isabella, and one brother, Cristian. Ally is majoring in Forensic Science.

#### GERANEO ON NEBRASKA

"I chose Nebraska as I felt it offered a great balance of high-level training and competition as well as a strong academic program. I felt that Nebraska has a well-rounded support system in helping athletes to achieve their goals both academically and athletically. The coaching staff's dedication and mentality to helping players strive individually really stood out to me and was a positive environment I see myself excelling within.

The facilities are top notch, there are many resources to help support and make the athletes feel comfortable and secure, and the passion and support from the fans made it even better. I believe Nebraska is a great place for me to grow not only as a player, but as an individual in the culture Nebraska has to offer. I am extremely grateful and excited to pursue my D1 journey at Nebraska and can't wait to see what the future holds for me."



## #10 ÁNGELA MORENO

**FRESHMAN • FORWARD**  
**MADRID, SPAIN (IES SALVADOR DALI)**

### PLAYER PROFILE

#### BEFORE NEBRASKA

Ángela Moreno hails from Madrid, Spain, where she competed for the Real Madrid women's youth team the last five years. Most recently, Moreno helped the team to the Queen's Junior Cup Championship title and scored 20 goals in 2024.

#### PERSONAL

Ángela is the daughter of Santiago Moreno and Ana Maria Hita and has one sister, Irene. She plans to major in exercise science.

#### MORENO ON NEBRASKA

"I chose Nebraska because of the trust they placed in me from the very beginning. The closeness of the entire coaching staff and the incredible facilities made me realize there was no better place to start this new chapter."



## #13 MIA CAIRONE

**FRESHMAN • FORWARD**  
**NEWTOWN, PA. (COUNCIL ROCK NORTH)**

### PLAYER PROFILE

#### BEFORE NEBRASKA

A native of Newtown, Pennsylvania, Mia Cairone played for Coach Gavin Flannigan at Council Rock North High School, where she tallied 65 goals, 30 assists and four hat tricks. Cairone was a three-time CR North Best Attacking Player, a 2023 first-team Suburban One League honoree, CR North MVP, an all-regional and all-state player and a four-time leading scorer. Cairone was also a three-time all-league honoree and helped her high school to two conference championships and four playoff appearances.

On the club side, Cairone competed for PDA Blue ECNL, earning two national championship appearances and a top-five finish.

#### PERSONAL

Mia is the daughter of Stephen and Kari Cairone. She has two sisters, Anna and Ella. Mia is majoring in biological sciences.

#### CAIRONE ON NEBRASKA

"I chose Nebraska because of the emphasis on player development and growth, along with the fact that Nebraska soccer has the resources, staff members and team culture to make any goal achievable.



## #14 MILA BRACH

**FRESHMAN • DEFENDER**  
**LOS ANGELES, CALIF. (NOTRE DAME HIGH SCHOOL)**

### PLAYER PROFILE

#### BEFORE NEBRASKA

Mila Brach, a native of Los Angeles, played for Coach Marcus Meakin at Notre Dame High School, where she earned first-team All-CIF, first-team All-Mission League and NDHS Junior Athlete of the Year honors. She helped the team to the Mission League/CIF playoffs in 2023 and a third-place finish in the league in 2024. Individually, Brach led the team in goals, assists and points in both 2023 and 2024, was the first three-time team captain in over 20 years.

On the club side, Brach played for Nick Hazell at LA Breakers FC - ECNL, helping the team to a Top 10 ECNL finish in 2024.

#### PERSONAL

Mila is the daughter of Ryan and Emilia Brach. She has one sister, Anya, and one brother, Nolan. Mila is majoring in nutrition, exercise and health science.

#### BRACH ON NEBRASKA

"I chose Nebraska because after going through the recruiting process a second time, I truly knew what I was looking for in a school. When I visited Nebraska, it had everything I was looking for starting from educational opportunities to soccer. From the moment I met the team and the coaching staff, they immediately made me feel at home, and I knew I wanted to be a part of this special culture."



## #16 MATIGANN VIXAYVONG

**FRESHMAN • MIDFIELDER**

**LAKEVILLE, MINN. (ACADEMY OF HOLY ANGELS)**

### PLAYER PROFILE

#### BEFORE NEBRASKA

A native of Minnesota, Matigann Vixayvong played for Coach Dave Marshak at the Academy of Holy Angels, earning all-state and tri-metro all-conference honors in 2023 and 2024. In two high school seasons, Vixayvong scored 24 goals and recorded 21 assists, while helping the team to two section and conference championships, and a pair of state runner-up finishes.

Vixayvong also played for Coach Danny Storline at the Minnesota Thunder Academy where she was named to the Midwest All-Conference first team and earned an invite to the ECNL Conference Cup match.

#### PERSONAL

Matigann is the daughter of Teip and Sarah Vixayvong. She has one sister, McKenna. Matigann is currently undecided on her major.

#### VIXAYVONG ON NEBRASKA

"I chose Nebraska because as I stepped on campus and met the coaches I knew it was the right place for me to continue my soccer career and be able to grow as both a player and a person."



## #19 KIANNA PEREZ

**FRESHMAN • MIDFIELDER**

**LINCOLN, NEB. (LINCOLN SOUTHWEST)**

### PLAYER PROFILE

#### BEFORE NEBRASKA

Kianna Perez played for Coach Thomas Nettleton at Lincoln Southwest High School, where she was an ECNL All-Conference first team selection and a member of the all-state, All-Nebraska, all-city and HAC all-conference teams. At Southwest, she helped the team to the 2024 NSAA State Championship and three district championships, while scoring 29 goals.

On the club side, she competed for Coach Mitch Kavanaugh at Gretna Elite Academy, helping the team to the Champions League Playoffs in 2024, while earning all-conference first-team honors.

#### PERSONAL

Kianna is the daughter of Jarell and Britanni Perez. She has one sister, Kierah, and one brother Kaden. Kianna is majoring in Health Sciences.

#### PEREZ ON NEBRASKA

"I chose Nebraska because I grew up around the culture and fell in love with it. It has been my dream since I was little to play soccer for Nebraska and represent my hometown."



## #22 CARSON BOHONEK

**FRESHMAN • FORWARD**  
**BETTENDORF, IOWA (BETTENDORF)**

### PLAYER PROFILE

#### BEFORE NEBRASKA

Carson Bohonek, a native of Bettendorf, Iowa, played for Coach Allison Sanyi at Bettendorf High School where she helped the team to its first state title since 1998. The two-time all-state and all-conference honoree was named the Gatorade Player of the Year and Iowa Female Soccer Player of the Year in 2024. She tallied 96 goals and 26 assists in her career.

On the club side, Bohonek competed for Sporting Iowa ECNL under Coach Daryl Brazeau, earning Midwest Conference second-team honors and a spot in both the 2023 Dallas National Selection and 2024 ECNL Conference Cup matches.

#### PERSONAL

Carson is the daughter of Chad and Missy Bohonek. She has one sister, Madeline, and one brother, Luke. Carson intends on majoring in business.

#### BOHONEK ON NEBRASKA

"I chose Nebraska because of the amazing coaching staff who made me feel valued and are committed to making me the best player I can be, along with an environment that made me feel at home. From the beginning of my recruiting, I knew that Nebraska was the right fit for me."



## #23 GREER KICE

**FRESHMAN • GOALKEEPER**  
**WICHITA, KAN. (CLASSIC SCHOOL OF WICHITA)**

### PLAYER PROFILE

#### BEFORE NEBRASKA

Greer Kice, a goalkeeper from Wichita, Kansas, played for Nathan Wilkey and Justin Kenas at The Classic School of Wichita. In 2024, Kice was named to the All-State first team and earned the Goalkeeper of the Year honor. She also was named to the 2023 All-State second team and was a 2022 All-State honorable mention. During her freshman season, Kice tallied 187 saves before adding 179 as a sophomore and 116 as a junior.

On the club side, she plays for Coach Adam Hunter for Kansas Rush and has been selected for both the ODP Regional and WPSL teams.

#### PERSONAL

Greer is the daughter of Alex and Julie Kice. She has two brothers, Fletcher and Max. Greer is majoring in sports broadcasting and communications.

#### BRACH ON NEBRASKA

"I am really excited for the opportunity to play soccer, and I am very impressed by the sports broadcasting program."



## #33 TAYLOR YABLONSKI

**FRESHMAN • DEFENDER**  
**CELINA, TEXAS (LAUREL SPRINGS SCHOOL)**

### PLAYER PROFILE

#### BEFORE NEBRASKA

A Texas native, Taylor Yablonski played for Coach Grubb at FC Dallas U18/U19 ECNL and was a constant in both the midfield and backfield.

#### PERSONAL

Taylor is the daughter of Jeremy and Kerstin Yablonski. She comes from an athletic family as her father played hockey for 12 years in the NHL and her mother played college basketball. Taylor is currently undecided on her major.

#### YABLONSKI ON NEBRASKA

"When selecting a university to continue my soccer career, Nebraska was the clear choice. During my visit, I witnessed firsthand the high standards and intense commitment required in this elite program. The moment I stepped on campus, I felt the competitive spirit that defined the team.

The coaches demand excellence, pushing players to reach new levels. The athletes themselves display a relentless work ethic, holding each other accountable and prioritizing team success over individual goals. I saw a team that would fight for one another, united in their pursuit of excellence. As someone who thrives on intensity and competition, I knew I would fit perfectly within Nebraska's team culture.

The dedication I witnessed was inspiring, and I was eager to rise to the challenge. Committing to Nebraska was an easy decision - I knew this was where I could truly excel as both a player and teammate."



## #74 ELLIE FELT

**FRESHMAN • MIDFIELDER/FORWARD**  
**PORTLAND, ORE. (SUNSET HIGH SCHOOL)**

### PLAYER PROFILE

#### BEFORE NEBRASKA

A Portland, Ore., native, Ellie Felt had an impressive resume as she played in the 2022 High School All-American Game, was named to the Sports Illustrated Best High School Players in the Nation as a senior and earned two-time All-American honors. Additionally, she was a two-time USA Today HSSA Girls Soccer Player of the Year and Metro League Player of the Year.

On the club side, she competed for Coach Joaquim Capuia at Portland Thorns Academy where she ranked top five nationwide in assists and was named to the Best 11 for the Northwest Conference and a three-time USCA for Club Youth Girls All-American. Felt was also a ECNL All-Conference selection in 2022 and 2023, and was named an IMG Top 150 Player in the U.S. for 2024 graduates.

#### PERSONAL

Ellie is the daughter of Edward and Joni Felt. She has one brother, Mitchell, and one sister Scarlett Ashur. Ellie is majoring in criminology.

#### FELT ON NEBRASKA

"I chose Nebraska because of the incredible coaching staff and their ability to develop players to the next level, as well as the hard working and competitive culture of the girls. I also appreciate the support that Nebraska provides their athletes to help them succeed at the highest level."



# #98 CHARLIE WISTROM

**FRESHMAN • FORWARD**  
**SPRINGFIELD, MO. (GLENDALE)**

## PLAYER PROFILE

### BEFORE NEBRASKA

Charlie Wistrom played for Coach Jeff Rogers at Glendale High School, where she was named to the All-State and All-Conference teams. She helped Glendale to a second-place finish and a district championship in 2022. Wistrom also lettered in track, where she helped the team to a sixth-place finish at state.

On the club side, Wistrom competed for Coach Lindsey Bryant at Lou Fusz where her team won the 2023 GA National Championship.

### PERSONAL

Charlie is the daughter of Grant and Melissa Wistrom. She has one brother, Wyatt. Charlie's father, Grant, was a member of the College Football Hall of Fame and the Nebraska Athletics Hall of Fame, played for the Nebraska football team and was an anchor on the Husker defense from 1994 to 1997, winning three national titles.

### WISTROM ON NEBRASKA

"I chose Nebraska because I grew up around the campus and got to experience the atmosphere it provided. It has never felt like anything but home to me."

## EXHIBITION

**SOUTH DAKOTA STATE JACKRABBITS**

Tuesday, Aug. 5 • 6 p.m. (CT)  
Dana J. Dykehouse Stadium • Brookings, S.D.

**SERIES HISTORY**

Overall ..... Nebraska leads, 2-0-1  
Last Meeting ..... 2023 in Lincoln, Neb. (W, 5-2)  
First Meeting ... 2016 in Lincoln, Neb. (T, 0-0, 2OT)  
Nebraska Record at Home ..... 2-0-1  
Nebraska Record at South Dakota State ..... N/A  
Nebraska Record at Neutral Site ..... N/A

**2024 SEASON**

Overall Record ..... 15-5-2  
Summit Record (Place) ..... 5-2-1 (3rd)  
NCAA Tournament ..... First Round

**HEAD COACH BROCK THOMPSON**

Record at SDSU ..... 108-30-22 (8 years)  
Career Record ..... 174-79-32 (14 years)

## EXHIBITION

**COLORADO STATE RAMS**

Friday, Aug. 8 • 7 p.m. (CT)  
Barbara Hibner Stadium • Lincoln, Neb.

**SERIES HISTORY**

Overall ..... Nebraska leads, 1-0-0  
Last Meeting ..... 2024 in Lincoln, Neb. (W, 3-2)  
First Meeting ..... Same  
Nebraska Record at Home ..... 1-0-0  
Nebraska Record at CSU ..... N/A  
Nebraska Record at Neutral Site ..... N/A

**2024 SEASON**

Overall Record ..... 12-5-4  
Mountain West Record (Place) ..... 7-1-3 (3rd)  
NCAA Tournament ..... DNQ

**HEAD COACH KEELEY HAGEN**

Record at Colorado State ..... 34-26-19 (4 years)  
Career Record ..... Same

**SOUTHERN INDIANA SCREAMING EAGLES**

Thursday, Aug. 14 • 7:05 p.m. (CT)  
Barbara Hibner Stadium • Lincoln, Neb.

**SERIES HISTORY**

Overall ..... First Meeting  
Last Meeting ..... N/A  
First Meeting ..... N/A  
Nebraska Record at Home ..... N/A  
Nebraska Record at Southern Indiana ..... N/A  
Nebraska Record at Neutral Site ..... N/A

**2024 SEASON**

Overall Record ..... 5-9-5  
Ohio Valley (Place) ..... 4-2-3 (4th)  
NCAA Tournament ..... DNQ

**HEAD COACH ERIC SCHOENSTEIN**

Record at Southern Indiana ..... 79-61-30 (9 years)  
Career Record ..... Same

**MISSOURI STATE BEARS**

Sunday, Aug. 17 • 1:05 p.m. (CT)  
Barbara Hibner Stadium • Lincoln, Neb.

**SERIES HISTORY**

Overall ..... Nebraska leads, 3-0-0  
Last Meeting ..... 2007 in Lincoln, Neb. (W, 2-1)  
First Meeting ..... 1998 in Lincoln, Neb. (W, 7-0)  
Nebraska Record at Home ..... 3-0-0  
Nebraska Record at Missouri State ..... N/A  
Nebraska Record at Neutral Site ..... N/A

**2024 SEASON**

Overall Record ..... 13-5-3  
Missouri Valley Record (Place) ..... 9-0-1 (1st)  
NCAA Tournament ..... First Round

**HEAD COACH KIRK NELSON**

Record at Missouri State ..... 37-14-10 (3 seasons)  
Career Record ..... Same

**OKLAHOMA STATE COWGIRLS**

Thursday, Aug. 21 • 7 p.m. (CT)  
Neal Patterson Stadium • Stillwater, Okla.

**SERIES HISTORY**

Overall ..... Nebraska leads, 10-8-1  
Last Meeting ..... 2024 in Lincoln, Neb. (L, 0-2)  
First Meeting ..... 1996 in Lincoln, Neb. (W, 6-0)  
Nebraska Record at Home ..... 6-3-0  
Nebraska Record at Oklahoma State ..... 4-3-0  
Nebraska Record at Neutral Site ..... 0-2-0

**2024 SEASON**

Overall Record ..... 14-5-3  
Big 12 (Place) ..... 6-3-2 (5th)  
NCAA Tournament ..... First Round

**HEAD COACH COLIN CARMICHAEL**

Record at Oklahoma State ..... 265-110-53 (20 years)  
Career Record ..... Same

**WEBER STATE WILDCATS**

Thursday, Aug. 28 • 7:05 p.m. (CT)  
Barbara Hibner Stadium • Lincoln, Neb.

**SERIES HISTORY**

Overall ..... Nebraska leads, 1-0-0  
Last Meeting ..... 2022 in Lincoln, Neb. (W, 3-1)  
First Meeting ..... Same  
Nebraska Record at Home ..... 1-0-0  
Nebraska Record at Weber State ..... N/A  
Nebraska Record at Neutral Site ..... N/A

**2024 SEASON**

Overall Record ..... 2-13-5  
Big Sky Record (Place) ..... 1-6-1 (8th)  
NCAA Tournament ..... DNQ

**HEAD COACH KYLE CHRISTENSEN**

Record at Weber State ..... 0-0-0 (1st year)  
Career Record ..... Same

**OMAHA MAVERICKS**

Sunday, Aug. 31 • 1:05 p.m. (CT)  
Caniglia Field • Omaha, Neb.

**SERIES HISTORY**

Overall ..... Nebraska trails, 0-1-0  
Last Meeting ..... 2021 in Lincoln, Neb. (L, 0-1)  
First Meeting ..... 2021 in Lincoln, Neb. (L, 0-1)  
Nebraska Record at Home ..... 0-1-0  
Nebraska Record at Omaha ..... 0-0-0  
Nebraska Record at Neutral Site ..... 0-0-0

**2024 SEASON**

Overall Record ..... 10-3-5  
Summit Record (Place) ..... 4-1-3 (4th)  
NCAA Tournament ..... DNQ

**HEAD COACH TIM WALTERS**

Record at Omaha ..... 60-62-30 (8 years)  
Career Record ..... Same

**OREGON STATE BEAVERS**

Thursday, Sept. 4 • 7:05 p.m. (CT)  
Barbara Hibner Stadium • Lincoln, Neb.

**SERIES HISTORY**

Overall ..... Nebraska leads, 3-0-0  
Last Meeting ..... 2024 in Corvallis, Ore. (W, 2-1)  
First Meeting .. 2016 in Corvallis, Ore. (W, 2-1, 2OT)  
Nebraska Record at Home ..... 1-0-0  
Nebraska Record at Oregon State ..... 2-0-0  
Nebraska Record at Neutral Site ..... 0-0-0

**2024 SEASON**

Overall Record ..... 7-9-2  
WCC Record (Place) ..... 5-3-2 (6th)  
NCAA Tournament ..... DNQ

**HEAD COACH CAROLINE KELLY**

Record at Oregon State ..... 7-9-2 (1 year)  
Career Record ..... Same

**KANSAS STATE WILDCATS**

Sunday, Sept. 7 • 1 p.m. (CT)  
Barbara Hibner Stadium • Lincoln, Neb.

**SERIES HISTORY**

Overall ..... Nebraska leads, 1-0-0  
Last Meeting ..... 2023 in Manhattan, Kan. (W, 4-0)  
First Meeting ..... Same  
Nebraska Record at Home ..... N/A  
Nebraska Record at Kansas State ..... 1-0-0  
Nebraska Record at Neutral Site ..... N/A

**2024 SEASON**

Overall Record ..... 3-12-3  
Big 12 Record (Place) ..... 0-9-2 (16th)  
NCAA Tournament ..... DNQ

**HEAD COACH COLLEEN CORBIN**

Record at Kansas State ..... 0-0-0 (1st year)  
Career Record ..... 22-24-12 (3 years)

**MINNESOTA  
GOLDEN GOPHERS**

Thursday, Sept. 11 • 7:05 p.m. (CT)  
Barbara Hibner Stadium • Lincoln, Neb.

**SERIES HISTORY**

Overall ..... Nebraska leads, 10-7-2  
Last Meeting..... 2023 in Lincoln, Neb. (W, 3-0)  
First Meeting ... 1996 in Lincoln, Neb. (W, 3-2, 4OT)  
Nebraska Record at Home ..... 6-3-0  
Nebraska Record at Minnesota ..... 3-3-2  
Nebraska Record at Neutral Site ..... 1-1-0

**2024 SEASON**

Overall Record..... 14-5-3  
Big Ten Record (Place)..... 6-3-2 (7th)  
NCAA Tournament..... Third Round

**HEAD COACH ERIN CHASTAIN**

Record at Minnesota.....37-25-13 (4 years)  
Career Record ..... 156-138-47 (18 years)

**PENN STATE  
NITTANY LIONS**

Thursday, Sept. 18 • 5 p.m.  
Jeffrey Field • University Park, Pa.

**SERIES HISTORY**

Overall ..... Nebraska trails, 3-8-2  
Last Meeting..... 2024 in Lincoln, Neb. (L, 0-1)  
First Meeting ... 2011 in University Park, Pa. (L, 4-5)  
Nebraska Record at Home ..... 2-4-2  
Nebraska Record at Penn State..... 1-4-0  
Nebraska Record at Neutral Site ..... 0-0-0

**2024 SEASON**

Overall Record..... 15-7-3  
Big Ten Record (Place)..... 5-4-2 (10th)  
NCAA Tournament..... Fourth Round

**HEAD COACH ERICA DAMBACH**

Record at Penn State ..... 289-99-32 (18 years)  
Career Record ..... 329-127-35 (22 years)

**OHIO STATE  
BUCKEYES**

Sunday, Sept. 21 • 11 a.m.  
Jesse Owens Memorial Stadium • Columbus, Ohio

**SERIES HISTORY**

Overall ..... Nebraska leads, 7-4-3  
Last Meeting..... 2023 in Lincoln, Neb. (W, 3-2)  
First Meeting ... 2011 in Columbus, Ohio (W, 3-2)  
Nebraska Record at Home ..... 5-2-1  
Nebraska Record at Ohio State..... 2-2-2  
Nebraska Record at Neutral Site ..... 0-0-0

**2024 SEASON**

Overall Record..... 14-6-3  
Big Ten Record (Place)..... 6-3-2 (7th)  
NCAA Tournament..... Third Round

**HEAD COACH LORI WALKER-HOCK**

Record at Ohio State ..... 305-208-62 (28 years)  
Career Record ..... 318-231-63 (30 years)

**MICHIGAN  
WOLVERINES**

Thursday, Sept. 25 • 7:05 p.m. (CT)  
Barbara Hibner Stadium • Lincoln, Neb.

**SERIES HISTORY**

Overall ..... Nebraska trails, 2-11-3  
Last Meeting..... 2024 in Ann Arbor, Mich. (L, 2-3)  
First Meeting ..... 1994 in Austin, Texas (L, 0-2)  
Nebraska Record at Home ..... 1-5-1  
Nebraska Record at Michigan ..... 1-5-1  
Nebraska Record at Neutral Site ..... 0-1-1

**2024 SEASON**

Overall Record..... 3-13-2  
Big Ten Record (Place)..... 2-8-1 (14th)  
NCAA Tournament..... DNQ

**HEAD COACH JENNIFER KLEIN**

Record at Michigan ..... 66-50-17 (7 years)  
Career Record ..... 85-68-21 (9 years)

**IOWA  
HAWKEYES**

Sunday, Sept. 28 • 7:05 p.m. (CT)  
Barbara Hibner Stadium • Lincoln, Neb.

**SERIES HISTORY**

Overall ..... Nebraska leads, 12-5-1  
Last Meeting..... 2024 in Iowa City, Iowa (L, 0-2)  
First Meeting ..... 2003 in Lincoln, Neb. (W, 3-0)  
Nebraska Record at Home ..... 9-2-0  
Nebraska Record at Iowa ..... 2-3-1  
Nebraska Record at Neutral Site ..... 1-0-0

**2024 SEASON**

Overall Record..... 15-3-4  
Big Ten Record (Place)..... 8-2-1 (3rd)  
NCAA Tournament..... Third Round

**HEAD COACH DAVE DIANNI**

Record at Iowa..... 113-77-26 (11 years)  
Career Record ..... 334-95-44 (22 years)

**NORTHWESTERN  
WILDCATS**

Sunday, Oct. 5 • 1 p.m.  
Martin Stadium • Evanston, Ill.

**SERIES HISTORY**

Overall ..... Nebraska leads, 7-6-3  
Last Meeting..... 2023 in Evanston, Ill. (W, 3-2)  
First Meeting ..... 1995 in Lincoln, Neb. (W, 4-0)  
Nebraska Record at Home ..... 3-2-2  
Nebraska Record at Northwestern ..... 4-4-0  
Nebraska Record at Neutral Site ..... 0-0-1

**2024 SEASON**

Overall Record..... 6-10-3  
Big Ten Record (Place)..... 1-8-2 (16th)  
NCAA Tournament..... DNQ

**HEAD COACH MICHAEL MOYNIHAN**

Record at Northwestern ..... 120-99-35 (13 years)  
Career Record ..... 313-183-73 (28 years)

**PURDUE  
BOILERMAKERS**

Thursday, Oct. 9 • 7:05 p.m. (CT)  
Barbara Hibner Stadium • Lincoln, Neb.

**SERIES HISTORY**

Overall ..... Nebraska leads, 9-5-1  
Last Meeting..... 2023 in Lincoln, Neb. (W, 2-0)  
First Meeting ..... 2000 in Lincoln, Neb. (W, 4-1)  
Nebraska Record at Home ..... 6-2-0  
Nebraska Record at Purdue..... 3-3-1  
Nebraska Record at Neutral Site ..... 0-0-0

**2024 SEASON**

Overall Record..... 7-9-2  
Big Ten Record (Place)..... 3-7-1 (12th)  
NCAA Tournament..... DNQ

**HEAD COACH RICHARD MOODIE**

Record at Purdue..... 7-9-2 (1 year)  
Career Record ..... 146-84-28 (13 years)

**MARYLAND  
TERRAPINS**

Sunday, Oct. 23 • 1:05 p.m. (CT)  
Barbara Hibner Stadium • Lincoln, Neb.

**SERIES HISTORY**

Overall ..... Nebraska leads, 6-1-1  
Last Meeting..... 2024 in College Park, Md. (L, 0-2)  
First Meeting ..... 2014 in Lincoln, Neb. (W, 4-3, OT)  
Nebraska Record at Home ..... 5-0-0  
Nebraska Record at Maryland ..... 1-1-1  
Nebraska Record at Neutral Site ..... 0-0-0

**2024 SEASON**

Overall Record..... 4-10-5  
Big Ten Record (Place)..... 1-8-2 (15th)  
NCAA Tournament..... DNQ

**HEAD COACH MICHAEL MARCHIANO**

Record at Maryland ..... 1-3-1 (1 year)  
Career Record ..... Same

**USC  
TROJANS**

Thursday, Oct. 16 • TBA  
Soni McAlister Field • Los Angeles, Calif.

**SERIES HISTORY**

Overall ..... Nebraska leads, 3-2-1  
Last Meeting..... 2022 in Lincoln, Neb. (T, 1-1)  
First Meeting ... 1995 in Los Angeles, Calif. (L, 0-4)  
Nebraska Record at Home ..... 1-0-1  
Nebraska Record at USC ..... 2-2-0  
Nebraska Record at Neutral Site ..... 0-0-0

**2024 SEASON**

Overall Record..... 18-1-4  
Pac 12 Record (Place)..... 10-0-1 (1st)  
NCAA Tournament..... Fourth Round

**HEAD COACH JANE ALUKONIS**

Record at USC ..... 41-9-10 (3 years)  
Career Record ..... Same

## UCLA BRUINS

Sunday, Oct. 19 • 3 p.m.  
Wallis Annenberg Stadium • Los Angeles, Calif.

### SERIES HISTORY

Overall ..... Nebraska trails, 0-3-0  
Last Meeting.....2016 in Morgantown, W.V. (L, 0-2)  
First Meeting .. 1995 in Los Angeles, Calif (L, 0-1, 2OT)  
Nebraska Record at Home ..... 0-0-0  
Nebraska Record at UCLA..... 0-2-0  
Nebraska Record at Neutral Site ..... 0-1-0

### 2024 SEASON

Overall Record..... 17-4-3  
Big Ten Record (Place)..... 8-1-2 (2nd)  
NCAA Tournament ..... Second Round

### HEAD COACH MARGUERITTE AOZASA

Record at UCLA ..... 55-8-5 (3 years)  
Career Record ..... Same



## MICHIGAN STATE SPARTANS

Sunday, Oct. 26 • 1:05 p.m. (CT)  
Barbara Hibner Stadium • Lincoln, Neb.

### SERIES HISTORY

Overall ..... Nebraska trails, 4-6-2  
Last Meeting.. 2024 in East Lansing, Mich. (L, 2-3)  
First Meeting ..... 2011 in Lincoln, Neb. (L, 0-1)  
Nebraska Record at Home ..... 3-1-1  
Nebraska Record at Michigan State ..... 1-4-1  
Nebraska Record at Neutral Site ..... 0-1-0

### 2024 SEASON

Overall Record..... 14-3-5  
Big Ten Record (Place)..... 7-1-3 (4th)  
NCAA Tournament ..... Third Round

### HEAD COACH JEFF HOSLER

Record at Michigan State ..... 55-16-14 (4 years)  
Career Record ..... 288-83-32 (19 years)



## OTHER BIG TEN TEAMS



## ILLINOIS FIGHTING ILLINI

### SERIES HISTORY

Overall ..... Nebraska trails, 7-8-0  
Last Meeting..... 2024 in Lincoln, Neb. (W, 1-0)  
First Meeting ..... 2004 in Champaign, Ill. (L, 1-2)  
Nebraska Record at Home ..... 4-3-0  
Nebraska Record at Illinois..... 3-5-0  
Nebraska Record at Neutral Site ..... 0-0-0

### 2024 SEASON

Overall Record..... 8-8-2  
Big Ten Record (Place)..... 4-6-1 (11th)  
NCAA Tournament ..... DNQ

### HEAD COACH KATIE HULTIN

Record at Illinois ..... 0-0-0 (1st year)  
Career Record ..... 45-7-19 (3 years)



## RUTGERS SCARLET KNIGHTS

### SERIES HISTORY

Overall ..... Nebraska trails, 0-2-7  
Last Meeting.....2024 in Piscataway, N.J. (L, 2-3)  
First Meeting ..... 2014 in Lincoln, Neb. (T, 1-1, 2OT)  
Nebraska Record at Home ..... 0-0-0  
Nebraska Record at Rutgers..... 0-2-2  
Nebraska Record at Neutral Site ..... 0-0-0

### 2024 SEASON

Overall Record..... 11-5-5  
Big Ten Record (Place)..... 6-2-3 (5th)  
NCAA Tournament ..... First Round

### HEAD COACH MIKE O'NEILL

Record at Rutgers..... 147-49-40 (11 years)  
Career Record ..... Same



## OREGON DUCKS

### SERIES HISTORY

Overall ..... Nebraska leads, 2-1-0  
Last Meeting.....2024 in Lincoln, Neb. (W, 3-0)  
First Meeting ..... 2016 in Eugene, Ore. (L, 0-1)  
Nebraska Record at Home ..... 2-0-0  
Nebraska Record at Oregon..... 0-1-0  
Nebraska Record at Neutral Site ..... 0-0-0

### 2024 SEASON

Overall Record..... 5-11-2  
Pac 12 Record (Place) ..... 1-8-2 (17th)  
NCAA Tournament ..... DNQ

### HEAD COACH TRACY JOYNER

Record at Oregon..... 0-0-0 (1st year)  
Career Record ..... 85-62-20 (9 years)



## WISCONSIN BADGERS

### SERIES HISTORY

Overall ..... Nebraska trails, 5-7-5  
Last Meeting.....2024 in Madison, Wisc. (T, 2-2)  
First Meeting ..... 2002 in Lincoln, Neb. (W, 1-0)  
Nebraska Record at Home ..... 3-2-3  
Nebraska Record at Wisconsin..... 2-5-2  
Nebraska Record at Neutral Site ..... 0-0-0

### 2024 SEASON

Overall Record..... 10-6-5  
Big Ten Record (Place)..... 5-3-3 (9th)  
NCAA Tournament ..... Third Round

### HEAD COACH PAULA WILKINS

Record at Wisconsin ..... 203-106-61 (18 years)  
Career Record ..... 322-125-72 (24 years)



## WASHINGTON HUSKIES

### SERIES HISTORY

Overall ..... Nebraska trails, 1-2-0  
Last Meeting.....2024 in Lincoln, Neb. (L, 0-2)  
First Meeting ..... 1995 in Portland, Ore. (L, 1-5)  
Nebraska Record at Home ..... 0-0-0  
Nebraska Record at Washington ..... 0-1-0  
Nebraska Record at Neutral Site ..... 1-1-0

### 2024 SEASON

Overall Record..... 10-7-4  
Big Ten Record (Place)..... 7-4-0 (5th)  
NCAA Tournament ..... Second Round

### HEAD COACH NICOLE VAN DYKE

Record at Washington ..... 45-30-20 (5 years)  
Career Record ..... 148-128-55 (18 years)



## INDIANA HOOSIERS

### SERIES HISTORY

Overall ..... Nebraska leads, 10-1-1  
Last Meeting..... 2024 in Lincoln, Neb. (W, 3-1)  
First Meeting ..2010 in Bloomington, Ind. (W, 3-1)  
Nebraska Record at Home ..... 6-0-0  
Nebraska Record at Indiana ..... 3-1-1  
Nebraska Record at Neutral Site ..... 1-0-0

### 2024 SEASON

Overall Record..... 6-9-2  
Big Ten Record (Place)..... 1-9-1 (18th)  
NCAA Tournament ..... DNQ

### HEAD COACH JOSH RIFE

Record at Indiana ..... 0-0-0 (1st year)  
Career Record ..... 49-38-17 (6 years)

Date	Opponent (Rank)	Result	Shots	SOG	Saves	Corners	NU Goals	NU Assists	Attendance
			NU/Opp	NU/Opp	NU/Opp	NU/Opp			
8/5	vs. Kansas City (ex.)	W, 5-1	18/7	9/3	2/4	6/1	Schwarz, SCHWARZ, Weber, Belzile, Vacek	Weber (2), Belzile, English, Prososki	953
8/9	at Oklahoma (ex.)	L, 0-1	18/14	10/6	5/10	10/5	--	--	432
8/15	vs. Oklahoma State	L, 0-2	22/13	4/5	3/4	9/3	--	--	1,379
8/18	vs. Colorado State	W, 3-2	13/17	5/10	8/2	3/5	Weber, Weber, WEBER	Belzile (2), Zade (2), English	1,336
8/22	vs. Duke	L, 0-3	6/20	1/10	7/1	2/1	--	--	1,320
8/29	vs. Omaha	Cancelled							
9/1	vs. Creighton	W, 5-2	21/9	9/7	5/4	5/1	WEBER, Snowden, Weber, Weber, Anglim	Belzile, Guyott, Zade (2), Villa	2,382
9/5	at Oregon State	W, 2-1	28/16	9/6	5/7	11/1	SNOWDEN, Snowden	Weber (2), Anglim	467
9/8	at Portland	L, 0-1	14/6	5/4	3/5	8/2	--	--	1,010
9/12	at Iowa	L, 0-2	13/13	6/7	5/6	7/3	--	--	1,267
9/19	at Michigan State	L, 1-4	8/15	2/8	4/1	3/5	Waite	Prososki	1,813
9/22	at Michigan	L, 2-3	8/11	6/8	5/4	5/5	Schwarz, Peterson	Anglim (2), Borer	925
9/26	vs. Illinois	W, 1-0	26/10	11/2	2/10	11/0	WEBER	Anglim	1,243
9/29	vs. Penn State	L, 0-1	17/7	4/5	4/4	4/4	--	--	1,353
10/6	at Wisconsin	T, 2-2	9/13	7/6	4/5	2/6	Belzile, Schwarz	Guyott, Belzile	523
10/10	at Rutgers	L, 2-3	15/9	4/6	3/2	5/1	Weber, Weber	Schwarz	817
10/13	at Maryland	L, 0-2	7/7	2/3	1/2	5/4	--	--	702
10/17	vs. Oregon	W, 3-0	18/10	5/4	5/3	6/2	SNOWDEN, Peterson, Belzile	Lane, Borer, Anglim, Waite, Weber	1,284
10/20	vs. Washington	L, 0-2	25/9	7/5	7/3	7/0	--	--	1,237
10/27	vs. Indiana	W, 3-1	12/13	5/7	6/2	6/5	Weber, WAITE, Weber	Belzile (2), Hauk	1,399
Totals	18 games								

Home games in **bold** at Hibner Stadium.



2024-25 Nebraska Women's Soccer  
Individual Statistics  
All games

Page 1/2  
as of Aug 04, 2025

### Game Records

Overall	Conference	Home	Away	Neutral
6 - 10 - 1	3 - 7 - 1	5 - 4 - 0	1 - 6 - 1	0 - 0 - 0

### Team Box Score

No.	Player	GP-GS	MIN	G	A	PTS	SH	SH%	SOG	SOG%	YC	RC	GWG	PK-ATT	FG	OT	HAT	GTG	FOUL
42	Weber, Sarah	17-17	1468	11	3	25	92	.120	29	.315	2	0	3	0-0	4	0	2	0	40
10	Belzile, Florence	17-17	1324	2	6	10	32	.063	14	.438	1	0	0	0-0	1	0	0	0	23
18	Snowden, Reese	15-7	733	4	0	8	15	.267	6	.400	1	0	2	0-0	2	0	0	0	14
21	Anglim, Lauryn	17-17	1511	1	5	7	9	.111	5	.556	1	0	0	1-1	0	0	0	0	5
11	Waite, Sadie	12-11	1005	2	1	5	21	.095	7	.333	0	0	1	0-0	0	0	0	0	9
6	Schwarz, Abbey	10-10	631	2	1	5	12	.167	5	.417	5	1	0	0-0	1	0	0	0	20
2	Peterson, Haley	15-15	1222	2	0	4	12	.167	5	.417	0	0	0	0-0	0	0	0	0	16
37	Zade, Jordan	12-12	987	0	4	4	9	.000	3	.333	0	0	0	0-0	0	0	0	0	4
5	Guyott, Ella	17-17	1359	0	2	2	19	.000	9	.474	0	0	0	0-0	0	0	0	0	12
8	Borer, Reese	17-17	1515	0	2	2	3	.000	0	.000	2	0	0	0-0	0	0	0	0	5
20	Proski, Emma	15-10	989	0	1	1	12	.000	3	.250	0	0	0	0-0	0	0	0	0	5
23	Lane, Gwen	17-16	1329	0	1	1	9	.000	4	.444	1	0	0	0-0	0	0	0	0	8
4	Hauk, Nicola	14-1	309	0	1	1	4	.000	0	.000	0	0	0	0-0	0	0	0	0	5
28	English, Gracie	2-1	56	0	1	1	1	.000	0	.000	0	0	0	0-0	0	0	0	0	1
00	Villa, Cece	9-9	799	0	1	1	0	.000	0	.000	0	1	0	0-0	0	0	0	0	1
25	Rudney, Ella	15-0	291	0	0	0	9	.000	2	.222	0	0	0	0-0	0	0	0	0	3
29	Carpenter, Kayma	8-2	283	0	0	0	3	.000	1	.333	0	0	0	0-0	0	0	0	0	9
91	Hauk, Samantha	10-8	732	0	0	0	0	.000	0	.000	0	0	0	0-0	0	0	0	0	0
16	Clark, Audra	12-0	187	0	0	0	0	.000	0	.000	0	0	0	0-0	0	0	0	0	5
22	Vacek, Abby	4-0	26	0	0	0	0	.000	0	.000	0	0	0	0-0	0	0	0	0	2
1	Makovicka, Ava	4-0	28	0	0	0	0	.000	0	.000	0	0	0	0-0	0	0	0	0	0
44	Buzzell, Lauren	2-0	14	0	0	0	0	.000	0	.000	0	0	0	0-0	0	0	0	0	0
<b>Total</b>		<b>17</b>	<b>-</b>	<b>24</b>	<b>29</b>	<b>77</b>	<b>262</b>	<b>.092</b>	<b>93</b>	<b>.355</b>	<b>13</b>	<b>2</b>	<b>-</b>	<b>1-1</b>	<b>8</b>	<b>0</b>	<b>2</b>	<b>-</b>	<b>187</b>
<b>Opponents</b>		<b>17</b>	<b>-</b>	<b>31</b>	<b>30</b>	<b>92</b>	<b>198</b>	<b>.157</b>	<b>104</b>	<b>.525</b>	<b>17</b>	<b>0</b>	<b>-</b>	<b>2-2</b>	<b>9</b>	<b>0</b>	<b>1</b>	<b>-</b>	<b>236</b>

No.	Goalie	GP-GS	Goal Average			Saves		Record			
			MINS	GA	GA AVG	SAVES	PCT	W	L	T	SHO/CBO
00	Villa, Cece	9-9	798:18	16	1.80	44	.733	4	5	0	1/0
91	Hauk, Samantha	10-8	731:42	15	1.85	28	.651	2	5	1	1/0
TM	TEAM	-	00:00	0	0.00	1	1.000	0	0	0	0/0
<b>Total</b>		<b>17</b>	<b>1530:00</b>	<b>31</b>	<b>1.82</b>	<b>73</b>	<b>.702</b>	<b>6</b>	<b>10</b>	<b>1</b>	<b>2</b>
<b>Opponents</b>		<b>17</b>	<b>1530:00</b>	<b>24</b>	<b>1.41</b>	<b>69</b>	<b>.742</b>	<b>10</b>	<b>6</b>	<b>1</b>	<b>7</b>

### Goals by Periods

Team	1st	2nd	OT1	OT2	TOTAL
Nebr	17	7	0	0	24
Opponents	10	21	0	0	31

### Corners by Periods

Team	1st	2nd	OT1	OT2	TOTAL
Nebr	52	48	0	0	100
Opponents	22	28	0	0	50

### Shots by Periods

Team	1st	2nd	OT1	OT2	TOTAL
Nebr	136	126	0	0	262
Opponents	91	107	0	0	198

### Fouls by Periods

Team	1st	2nd	OT1	OT2	TOTAL
Nebr	81	106	0	0	187
Opponents	122	114	0	0	236

## BIG TEN TOURNAMENT RESULTS

Team	Conf.	Pct.	Pts.	Home	Away	Overall	Pct.
USC^*	10-0-1	.955	31	5-0-1	5-0-0	18-1-4	.870
UCLA#*	8-1-2	.818	26	3-0-2	5-1-0	17-4-3	.771
Iowa*	8-2-1	.773	25	5-1-0	3-1-1	15-3-4	.773
Michigan State*	7-1-3	.773	24	5-0-1	2-1-2	14-3-5	.750
Rutgers*	6-2-3	.682	21	4-1-1	2-1-2	11-5-5	.643
Washington*	7-4-0	.636	21	5-1-0	2-3-0	10-7-4	.571
Minnesota*	6-3-2	.636	20	4-0-1	2-3-1	14-5-3	.705
Ohio State*	6-3-2	.636	20	3-1-2	3-2-0	14-6-3	.674
Wisconsin*	5-3-3	.591	18	3-1-2	2-2-1	10-6-5	.595
Penn State*	5-4-2	.545	17	3-1-1	2-3-1	15-7-3	.660
Illinois	4-6-1	.409	13	2-4-0	2-2-1	8-8-2	.500
Nebraska	3-7-1	.318	10	3-2-0	0-5-1	6-10-1	.382
Purdue	3-7-1	.318	10	1-4-0	2-3-1	7-9-2	.444
Maryland	1-8-2	.182	5	1-4-0	0-4-2	4-10-5	.342
Northwestern	1-8-2	.182	5	0-4-1	1-4-1	6-10-3	.395
Oregon	1-8-2	.182	5	0-3-2	1-5-0	5-11-2	.333
Indiana	1-9-1	.136	4	0-5-1	1-4-0	6-9-2	.412

\* - denotes NCAA Tournament qualifier

^ - Big Ten regular-season champion

# - Big Ten Tournament champion

## SEMIFINALS

Thursday, Nov. 7 • St. Louis, Mo. (CITYPARK)

Rutgers 1, USC 1 (Rutgers advanced on PKs)

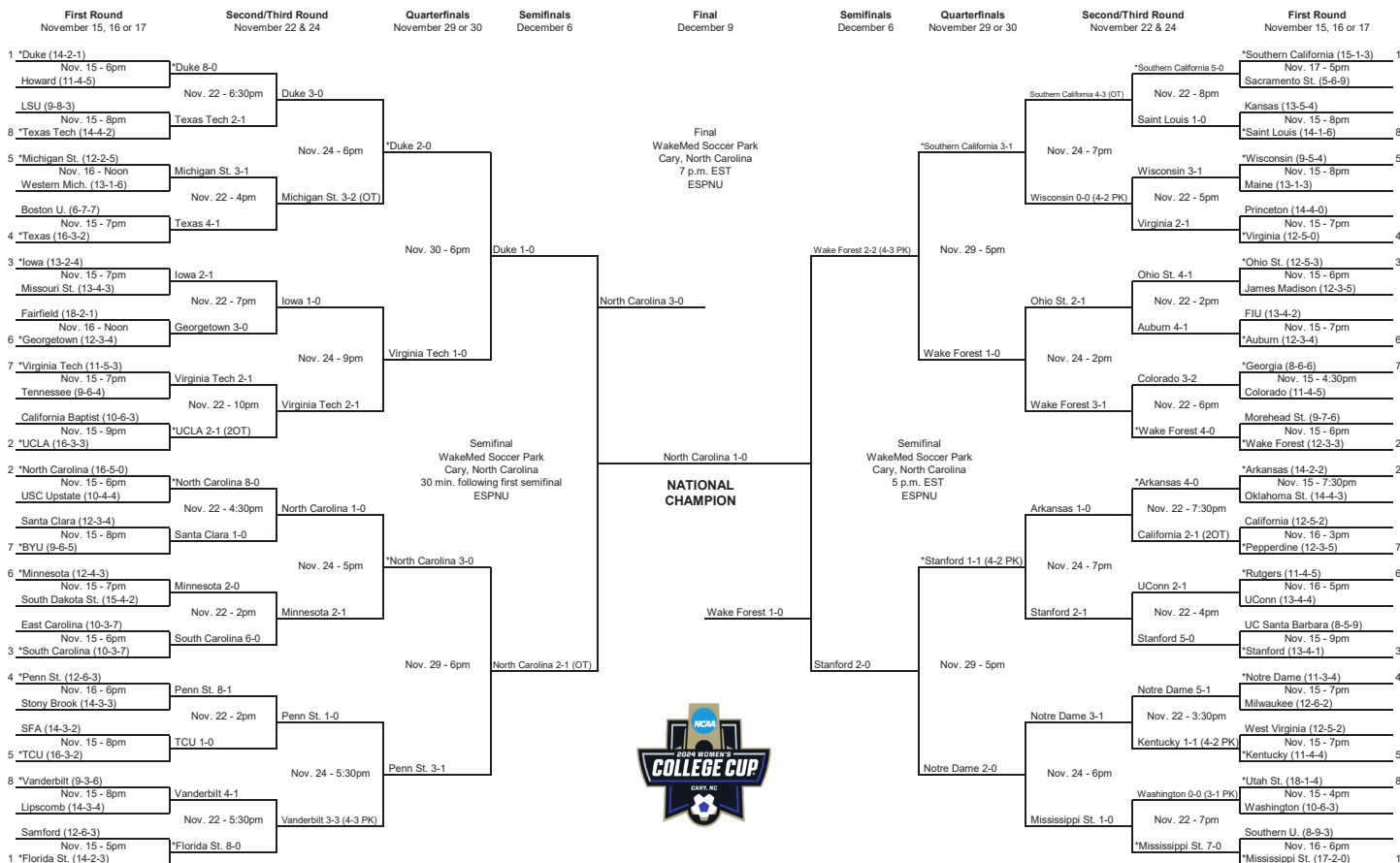
UCLA 2, Washington 0

## CHAMPIONSHIP

Sunday, Nov. 10 • St. Louis, Mo. (CITYPARK)

UCLA 5, Rutgers 0

## 2024 NCAA TOURNAMENT



\*Host institution for preliminary round games

Order of semifinal games determined after quarterfinal round games are completed.

Second semifinal game will begin 30 minutes after conclusion of first game.

© 2024 National Collegiate Athletic Association. No commercial use without the NCAA's written permission.  
The NCAA opposes all forms of sports wagering.



**Kari Uppinghouse, MF**  
First Team, 1996



**Lindsay Eddleman, F**  
Second Team, 1996



**Rebecca Hornbacher, GK**  
Third Team, 1996



**Sharolta Nonen, D**  
Third Team, 1997  
Second Team, 1998  
First Team, 1999



**Kim Engesser, F**  
Third Team, 1998



**Isabelle Morneau, D**  
Second Team, 1998  
Second Team, 1999



**Meghan Anderson, MF**  
First Team, 2000



**Jenny Benson, D**  
First Team, 2000



**Christine Latham, F**  
Second Team, 2000  
Third Team, 2001  
Third Team, 2002



**Brittany Timko, MF**  
Third Team, 2004  
Third Team, 2005



**Morgan Marlborough, F**  
Second Team, 2010



**Ari Romero, D**  
Second Team, 2013

## UNITED SOCCER COACHES ALL-AMERICANS

Fourteen Huskers have earned 20 All-America awards from the United Soccer Coaches (formerly the NSCAA) in the past 30 seasons.

Eleanor Dale became Nebraska's most recent All-American after her record setting and program-breaking senior season in 2023. Dale rewrote the record books after tallying 28 goals and earning multiple national and regional honors. Dale was the first Husker first-team member since 2000.

Jaycie Johnson earned third team honors in 2016 as she led the team in goals scored (11), points (24) and game-winning goals (6) during the 2016 campaign.

Midfielder Kari Uppinghouse was Nebraska's first first-team All-American in 1996. Uppinghouse provided a dominant physical presence in the midfield while leading the Huskers to their first NCAA Tournament and a 23-game winning streak as a junior in 1996. Two other Huskers, Lindsay Eddleman – who became Nebraska's first freshman to earn All-America honors – and goalkeeper Rebecca Hornbacher, joined Uppinghouse as All-Americans in 1996.

In 1998, three Huskers earned All-America honors, including Sharolta Nonen, who became the first Nebraska player to become a two-time All-American. Isabelle Morneau and Kim Engesser also added the first honors of their careers.

In 1999, Morneau claimed her second straight second-team award, while Nonen became the first Husker to be a three-time All-American.

Jenny Benson earned first-team All-America honors as a senior defender in 2000, after moving from the midfield in the spring. Midfielder Meghan Anderson also earned first-team honors, while forward Christine Latham, the Big 12 Player of the Year, nabbed second-team honors.

Latham scored a conference-high 46 points on 18 goals and 10 assists to earn third-team honors in 2001. She was also named to the third team in 2002, after scoring 35 points on 16 goals and three assists.

Brittany Timko earned third-team All-America honors in 2004 and 2005. A three-time Big 12 Player of the Year, Timko finished the 2004 season with 15 goals, 13 assists and 43 points. In 2005, Timko set a Big 12-record with 21 assists and added 11 goals for a total of 43 points for the second consecutive season.

In 2010, Morgan Marlborough earned second-team honors after an 18-goal, 12-assist campaign. The two-time Big 12 Offensive Player of the Year ranked second nationally with 48 points.

In 2013, Ari Romero earned second-team accolades as she led the back line to eight shutouts while powering Nebraska to Big Ten regular-season and tournament titles.



**Jaycie Johnson, F**  
Third Team, 2016



**Eleanor Dale, F**  
First Team, 2023

## Soccer America

### Freshman All-Americans (3)

Jaycie Johnson, F, 2013  
Morgan Marlborough, F, 2009  
Lindsay Eddleman, F, 1996

## Soccer Buzz

### Freshman All-Americans (4)

Lindsay Eddleman, first team, F, 1996  
Jenny Benson, third team, MF, 1996  
Sharolta Nonen, third team, D, 1996  
Isabelle Morneau, third team, F, 1996

## United Soccer Coaches

### All-Region

(All Teams: 64; First Team: 36)

2024

Sarah Weber, second team, F

2023

Sarah Weber, first team, F  
Eleanor Dale, first team, F  
Jordan Zade, third team, D

2022

Sarah Weber, second team, F

2018

Sinclair Miramontez, first team, D

2017

Sinclair Miramontez, second team, D  
Haley Hanson, second team, MF

2016

Jaycie Johnson, first team, F  
Sydney Miramontez, third team, MF

2013

Ari Romero, first team, D  
Emma Stevens, first team, GK  
Jaycie Johnson, second team, F  
Jordan Jackson, second team, MF

2010

Morgan Marlborough, first team, F  
Jordan Jackson, third team, MF

2009

Morgan Marlborough, first team, F  
Carly Peetz, second team, D

2008

Carly Peetz, third team, D  
Aysha Jamani, third team, MF

2006

Brittany Timko, first team, F

2004

Brittany Timko, first team, MF  
Nikki Baker, second team, F

2003

Jenna Cooper, third team, D

2002

Christine Latham, first team, F  
Breanna Boyd, second team, D

2001

Meghan Anderson, first team, MF  
Christine Latham, first team, F  
Breanna Boyd, first team, D

2000

Karina LeBlanc, first team, GK  
Jenny Benson, first team, D  
Breanna Boyd, first team, D  
Meghan Anderson, first team, MF  
Christine Latham, first team, F

1999

Isabelle Morneau, first team, D  
Sharolta Nonen, first team, D  
Amy Walsh, first team, MF  
Meghan Anderson, first team, MF  
Lindsay Eddleman, second team, F  
Jenny Benson, second team, MF

1998

Kim Engesser, first team, F  
Isabelle Morneau, first team, D  
Sharolta Nonen, first team, D  
Amy Walsh, second team, MF  
Meghan Anderson, third team, MF  
Lindsay Eddleman, third team, F

1997

Kim Engesser, first team, F  
Tanya Franck, first team, D  
Sharolta Nonen, first team, D  
Kari Uppinghouse, first team, MF  
Jenny Benson, second team, MF  
Rebecca Hornbacher, second team, GK

1996

Jenny Benson, first team, MF  
Lindsay Eddleman, first team, F  
Rebecca Hornbacher, first team, GK  
Isabelle Morneau, first team, F  
Kari Uppinghouse, first team, MF  
Heather Brown, second team, D  
Kristen Gay, second team, MF  
Becky Hogan, third team, F  
Sharolta Nonen, third team, D

1995

Kari Uppinghouse, first team, MF  
Heather Brown, second team, D  
Tanya Wright, third team, MF

## Big Ten Player of the Year

Eleanor Dale, F, 2023 (Forward of the Year)  
Ari Romero, D, 2013 (Defender of the Year)  
Jordan Jackson, MF, 2013 (Midfielder of the Year)

## Big 12 Player of the Year

Morgan Marlborough, F, 2009, 2010  
Brittany Timko, F, 2004, 2005, 2006\*  
(co-player of the year)  
Christine Latham, F, 2000, 2001  
Sharolta Nonen, D, 1999  
Kim Engesser, F, 1998  
Kari Uppinghouse, MF, 1996\*  
(co-player of the year)

## Big 12 Rookie of the Year

Morgan Marlborough, F, 2009

## All-Big Ten Conference

(All Teams: 39; First Team: 10)

2024

Sarah Weber, first team, F

2023

Sarah Weber, first team, F  
Eleanor Dale, first team, F  
Haley Peterson, second team, MF  
Jordan Zade, second team, D

2022

Sarah Weber, first team, F

Eleanor Dale, third team, F  
Reagan Raabe, third team, MF  
Lauryn Anglim, all-freshman team, D

2021

Reagan Raabe, third team, MF  
Sarah Weber, all-freshman team, F

2019

Sinclair Miramontez, second team, D  
Brenna Ochoa, second team, MF

2018

Sinclair Miramontez, first team, D  
Faith Carter, second team, F  
Savanah Uveges, third team, MF  
Kenzie Coons, all-freshman, MF

2017

Sinclair Miramontez, first team, D  
Haley Hanson, second team, MF  
Meg Brandt, third team, F  
Aubrey Corder, third team, GK

2016

Jaycie Johnson, first team, F  
Caroline Flynn, second team, MF  
Sydney Miramontez, second team, D  
Haley Hanson, third team, MF  
Meg Brandt, all-freshman, F  
Sinclair Miramontez, all-freshman, D

2015

Jaylyn Odermann, second team, D

2014

Mayme Conroy, second team, F

2013

Ari Romero, first team, D  
Jordan Jackson, first team, MF  
Emma Stevens, second team, GK  
Jaycie Johnson, second team, F  
Sydney Miramontez, all-freshman, MF

2012

Mayme Conroy, second team, F  
Ari Romero, second team, D  
Jaylyn Odermann, all-freshman, D

2011

Morgan Marlborough, first team, F  
Jordan Jackson, second team, MF

## Big Ten Sportsmanship Award

2024 Nicola Hauk  
2023 Reagan Raabe  
2022 Gwen Lane  
2021 Olivia Brown  
2020-21 Theresa Pujado  
2019 Brenna Ochoa  
2018 Michaela Loebel  
2017 Emilee Cincotta  
2016 Amanda McClanahan  
2015 Alli Peterson  
2014 Samantha Areman  
2013 Hannah Dittmar  
2012 Bri Badje  
2011 Stacy Bartels

## All-Big 12 Conference

(All Teams: 70; First Team: 44)

2010

Morgan Marlborough, first team, F  
Jordan Jackson, first team, MF

2009

Morgan Marlborough, first team, F  
 Carly Peetz, first team, D  
 Molly Thomas, second team, F  
 2008  
 Aysha Jamani, first team, MF  
 Carly Peetz, second team, D  
 Molly Thomas, all-newcomer team, F

2006

Brittany Timko, first team, F  
 Tanya Dennis, second team, D  
 Aysha Jamani, second team, F  
 Carly Peetz, all-newcomer team, D

2005

Sasha Andrews, first team, D  
 Aysha Jamani, second team, F  
 Brittany Timko, first team, F  
 Aysha Jamani, all-newcomer team, F

2004

Sasha Andrews, first team, D  
 Tanya Dennis, first team, D  
 Brittany Timko, first team, F  
 Sasha Andrews, all-newcomer team, D

2003

Jenna Cooper, first team, D  
 Jessie Bruch, all-newcomer team, MF

2002

Christine Latham, first team, F  
 Breanna Boyd, first team, D  
 Nikki Baker, all-newcomer team, F  
 Katie Bunkers, all-newcomer team, D  
 Pam Karakusis, all-newcomer team, D

2001

Meghan Anderson, first team, MF  
 Christine Latham, first team, F  
 Erin Miller, second team, GK  
 Kori Saunders, second team, F  
 Jenna Cooper, all-newcomer team, D

2000

Breanna Boyd, first team, D  
 Jenny Benson, first team, D  
 Meghan Anderson, first team, MF  
 Christine Latham, first team, F  
 Karina LeBlanc, second team, GK  
 Christine Gluck, second team, D  
 Kori Saunders, second team, MF  
 Kelly Rheem, second team, F

1999

Meghan Anderson, first team, MF  
 Jenny Benson, first team, MF  
 Lindsay Eddleman, first team, F  
 Isabelle Morneau, first team, D  
 Sharolta Nonen, first team, D  
 Amy Walsh, first team, MF  
 Christine Latham, second team, F  
 Kelly Rheem, second team, F

1998

Lindsay Eddleman, first team, F  
 Kim Engesser, first team, F  
 Becky Hogan, first team, MF  
 Isabelle Morneau, first team, D  
 Sharolta Nonen, first team, D  
 Amy Walsh, first team, MF  
 Meghan Anderson, second team, MF

1997

Jenny Benson, first team, MF  
 Lindsay Eddleman, first team, F  
 Kim Engesser, first team, F  
 Tanya Franck, first team, D

Isabelle Morneau, first team, MF  
 Sharolta Nonen, first team, D  
 Kari Uppinghouse, first team, MF  
 Rebecca Hornbacher, second team, GK  
 1996

Jenny Benson, first team, MF  
 Lindsay Eddleman, first team, F  
 Isabelle Morneau, first team, F  
 Kari Uppinghouse, first team, MF  
 Stephanie Vacek, first team, D  
 Kristen Gay, second team, MF  
 Rebecca Hornbacher, second team, GK

## ALL-BIG TEN TOURNAMENT (8)

2023

Sarah Weber, F

2022

Eleanor Dale, F

2018

Meg Brandt, MF

2016

Sydney Miramontez, MF

2013

Jordan Jackson, MF  
 Jaycie Johnson, F (Offensive Player of the Tournament)  
 Ari Romero, D (Defensive Player of the Tournament)

2012

Maritza Hayes, D

## ALL-BIG 12 TOURNAMENT (33)

2010

Morgan Marlborough, F  
 Jordan Jackson, F

2005

Jessie Bruch, MF  
 Brittany Timko, F

2002

Erin Miller, GK  
 Christy Harms, D (Defensive MVP)  
 Jenna Cooper, D  
 Katie Bunkers, D  
 Christine Latham, F (Offensive MVP)

2001

Meghan Anderson, MF  
 Kori Saunders, MF  
 Christine Latham, F

2000

Jenny Benson, D  
 Meghan Anderson, MF  
 Christine Latham, F  
 Christy Harms, F

1999

Meghan Anderson, MF  
 Jenny Benson, MF  
 Christine Gluck, D  
 Isabelle Morneau, D  
 Sharolta Nonen, D (Defensive MVP)

1998

Lindsay Eddleman, F  
 Becky Hogan, MF  
 Isabelle Morneau, D (Defensive MVP)  
 Sharolta Nonen, D

1997

Jenny Benson, MF  
 Kim Engesser, F  
 Sharolta Nonen, D

Kari Uppinghouse, MF

1996

Jenny Benson, MF  
 Rebecca Hornbacher, GK  
 Isabelle Morneau, F  
 Kari Uppinghouse, MF

## CSC ACADEMIC ALL-AMERICA (7)

2023

Eleanor Dale, first team, F  
 Sarah Weber, second team, F

2016

Caroline Flynn, first team, F

2010

Morgan Marlborough, third team, F

2009

Shay Powell, second team, F

2001

Meghan Anderson, second team, MF  
 Shannon Tanaka, second team, MF

## UNITED SOCCER COACHES

## SCHOLAR ALL-AMERICA (2)

2013

Jordan Jackson, third team, MF

2002

Breanna Boyd, first team, D

## ACADEMIC ALL-BIG TEN (209)

2024

Lauryn Anglim, D  
 Florence Belzile, MF/F  
 Reese Borer, D  
 Lauren Buzzell, D  
 Kayma Carpenter, F  
 Audra Clark, MF/F  
 Alexa Gobel, GK  
 Ella Guyott, D/MF  
 Nicola Hauk, D  
 Sami Hauk, GK  
 Gwen Lane, D  
 Ava Makovicka, MF  
 Haley Peterson, MF  
 Emma Proski, MF  
 Reagan Raabe, MF/F  
 Ella Rudney, MF/F  
 Abbey Schwarz, F  
 Abby Vacek, F  
 Cece Villa, GK  
 Sadie Waite, MF  
 Sarah Weber, MF/F  
 Jordan Zade, D

2023

Maggie Altman, F  
 Lauryn Anglim, D  
 Florence Belzile, MF/F  
 Lauren Buzzell, D  
 Audra Clark, D  
 Eleanor Dale, F  
 Ella Guyott, D/MF  
 Nicola Hauk, D  
 Sami Hauk, GK  
 Briley Hill, D  
 Gwen Lane, D  
 Allie Napora, MF/F  
 Haley Peterson, MF  
 Marissa Popoola, D  
 Emma Proski, MF

Reagan Raabe, MF/F  
Abbey Schwarz, F  
Abby Vacek, F  
Cece Villa, GK  
Sadie Waite, MF  
Sarah Weber, MF/F  
Jordan Zade, D

## 2022

Maggie Altman, D/MF  
Florence Belzile, MF  
Audra Clark, MF/F  
Eleanor Dale, F  
Sami Hauk, GK  
Gwen Lane, D/MF  
Haley Peterson, MF  
Marissa Popoola, D/MF  
Reagan Raabe, MF/F  
Abbey Schwarz, F  
Katie Stoneburner, MF  
Cece Villa, GK  
Sarah Weber, F  
Jordan Zade, D/MF

## 2021

Kathleen Aitchison, M  
Grace Brown, D  
Olivia Brown, D  
Alicia Cardenas, MF/F  
Dakota Chan, MF/F  
Audra Clark, F  
Natalie Cooke, F  
Kenzie Coons, MF  
Eleanor Dale, F  
Gwen Lane, F  
Adriana Maldonado, F/MF  
Kayla Mostowich, MF/D  
Marissa Popoola, F  
Theresa Pujado, MF/D  
Reagan Raabe, MF  
Makinzie Short, GK  
Katie Stoneburner, D  
Allison Ulness, MF/D  
Elana Webber, MF  
Hannah Young, MF  
Ashley Zugay, MF/D

## 2020-21

Kathleen Aitchison, M  
Grace Brown, D  
Olivia Brown, D  
Alicia Cardenas, MF/F  
Dakota Chan, MF/F  
Natalie Cooke, F  
Kenzie Coons, MF  
Kate Leachman, F  
Adriana Maldonado, F/MF  
Kayla Mostowich, MF/D  
Marissa Popoola, F  
Theresa Pujado, MF/D  
Allison Ulness, MF/D  
Hannah Young, MF  
Ashley Zugay, MF/D

## 2019

Grace Brown, D  
Olivia Brown, D  
Dakota Chan, MF/F  
Natalie Cooke, F  
Kenzie Coons, MF  
Aubrei Corder, GK  
Kate Leachman, F  
Adriana Maldonado, F/MF  
Hannah McKinney, F  
Sinclair Miramontez, D  
Kayla Mostowich, MF/D  
Brenna Ochoa, MF/F  
Theresa Pujado, MF

Sarah Thrush, F  
Allison Ulness, MF  
Savanah Uveges, F/MF  
Hannah Young, MF  
Ashley Zugay, MF/D

## 2018

Meg Brandt, MF  
Grace Brown, D  
Caroline Buel, D  
Natalie Cooke, F  
Aubrei Corder, GK  
Mayte Corral, GK  
Hannah McKinney, F  
Sinclair Miramontez, D  
Brenna Ochoa, MF  
Theresa Pujado, MF  
Lauren Smith, GK  
Sarah Thrush, F  
Allison Ulness, MF  
Savanah Uveges, MF

## 2017

Meg Brandt, F  
Caroline Buel, D  
Emilee Cincotta, MF  
Aubrei Corder, GK  
Mayte Corral, GK  
Haley Hanson, MF  
Amanda Hilton, MF  
Amanda McClanahan, F  
Hannah McKinney, F  
Sinclair Miramontez, D  
Brenna Ochoa, F  
Alli Peterson, D  
Alexis Rienks, D  
Lauren Smith, GK  
Savanah Uveges, F

## 2016

Caroline Buel, D  
Emilee Cincotta, MF  
Courtney Claassen, MF  
Caroline Flynn, F  
Haley Hanson, MF  
Lindsay Hargreaves, D  
Amanda Hilton, MF  
Amanda McClanahan, F  
Sydney Miramontez, MF  
Emily O'Neal, D  
Alli Peterson, D

## 2015

Lia Baldo, F  
Brooks Brennan, D  
Courtney Claassen, MF  
Caroline Flynn, F  
Haley Hanson, MF  
Amanda Hilton, MF  
Erika Johnson, GK  
Katie Kraeutner, F  
Sydney Miramontez, MF  
Jaylyn Odermann, D  
Alli Peterson, D

## 2014

Samantha Areman, D  
Jourden Casey, D  
Courtney Claassen, MF  
Mayme Conroy, F  
Caroline Flynn, MF  
Caroline Gray, MF  
Katie Kraeutner, F  
Sydney Miramontez, MF  
Jaylyn Odermann, D  
Kelly Schatz, GK

## 2013

Samantha Areman, D  
Stacy Bartels, MF

Jourden Casey, D  
Mayme Conroy, F  
Hannah Dittmar, MF  
Alyssa Flannery, MF  
Caroline Flynn, MF  
Kallee Ganseboom, D  
Kylie Greischar, D  
Maritza Hayes, D  
Jordan Jackson, MF  
Katie Kraeutner, MF  
Jaylyn Odermann, D  
Emma Stevens, GK

## 2012

Samantha Areman, MF  
Bri Badje, D  
Stacy Bartels, F  
Jourden Casey, D  
Hannah Dittmar, MF  
Kylie Greischar, D  
Maritza Hayes, D  
Jordan Jackson, F  
Emma Stevens, GK  
Amy Swearer, GK

## 2011

Bri Badje, D  
Stacy Bartels, F  
Hannah Dittmar, MF  
Michaela Fulmer, F  
Katie Goetzmann, D  
Maritza Hayes, MF  
Ashley Hick, MF  
Jordan Jackson, F  
Morgan Marlborough, F  
Blair Slapper, D  
Emma Stevens, GK  
Amy Swearer, GK

## ACADEMIC ALL-BIG 12

(All Teams: 119; First Team: 104)

## 2010

Alexa Cardona, first team, F  
Colleen Goetzmann, first team, MF  
Katie Goetzmann, first team, D  
Jordan Jackson, first team, MF  
Morgan Marlborough, first team, F  
Jessica Mills, first team, GK  
Emma Stevens, first team, GK  
Jaclyn White, first team, F  
Anna White, first team, MF  
Michaela Fulmer, second team, F  
Blair Slapper, second team, D

## 2009

Julie Berkshire, first team, MF  
Anna Caniglia, first team, MF  
Alexa Cardona, first team, F  
Shannon Dickerson, first team, MF  
Katie Goetzmann, first team, D  
Lauren Isenhower, first team, F  
Brittney Lanier, first team, MF  
Jessica Mills, first team, GK  
Carly Peetz, first team, D  
Shay Powell, first team, F  
Anna White, first team, MF  
Jaclyn White, first team, F  
Michaela Fulmer, second team, F  
Blair Slapper, second team, D

## 2008

Anna Caniglia, first team, D  
Michaela Fulmer, first team, F  
Colleen Goetzmann, first team, MF  
Katie Goetzmann, first team, MF  
Selenia Iacchelli, first team, MF  
Aysha Jamani, first team, MF  
Brittney Lanier, first team, MF

Carly Peetz, first team, D  
 Brittany Pfeil, first team, GK  
 Lindsay Poehling, first team, D  
 Shay Powell, first team, F  
 Sari Raber, first team, MF  
 Blair Slapper, first team, D  
 Anna White, first team, MF  
 Lauren Isenhowe, second team, MF

## 2007

Anna Caniglia, first team, D  
 Selenia Iacchelli, first team, MF  
 Brittney Lanier, first team, F  
 Carly Peetz, first team, D  
 Lindsay Poehling, first team, D  
 Shay Powell, first team, F  
 Sari Raber, first team, MF  
 Jessie Bruch, second team, MF  
 Abby Penas, second team, D

## 2006

Jessie Goodell, first team, F  
 Selenia Iacchelli, first team, MF  
 McKensie Kirchner, first team, MF  
 Ali Lokanc, first team, MF  
 Lindsay Poehling, first team, D  
 Sari Raber, first team, MF  
 Tanya Dennis, second team, D

## 2005

Katie Bunkers, first team, D  
 Vern Fitzgerald, first team, MF  
 Meghan Hungerford, first team, F  
 Abby Penas, second team, D

## 2004

Sasha Andrews, first team, D  
 Katie Bunkers, first team, D  
 Lindsey Ingram, first team, MF  
 Vern Fitzgerald, second team, MF  
 Kari Hogan, second team, F

## 2003

Katie Bunkers, first team, D  
 Christy Harms, first team, D  
 Lindsey Ingram, first team, MF  
 Pam Karakusis, first team, D  
 Amber Richardson, first team, MF

## 2002

Breanna Boyd, first team, D  
 Leah Lamale, first team, F  
 Christy Harms, first team, D  
 Kelly Haxton, first team, D  
 Paige Phillips, first team, MF  
 Helen Fox, first team, F  
 Lindsey Ingram, first team, MF  
 Erin Miller, first team, GK

## 2001

Meghan Anderson, first team, MF  
 Breanna Boyd, first team, D  
 Lindsey Greenwood, first team, MF  
 Kelly Haxton, first team, F  
 Erin Miller, first team, GK  
 Paige Phillips, first team, MF  
 Becky Preston, first team, D  
 Kelly Rheem, first team, F  
 Kori Saunders, first team, F  
 Shannon Tanaka, first team, MF  
 Danica Carey, second team, MF  
 Christy Harms, second team, F

## 2000

Meghan Anderson, first team, MF  
 Breanna Boyd, first team, D  
 Danica Carey, first team, F  
 Karina LeBlanc, first team, GK  
 Paige Phillips, first team, MF

Becky Preston, first team, F  
 Kelly Rheem, first team, F  
 Shannon Tanaka, first team, MF  
 Lauren Tatum, first team, F  
 Najah Williams, first team, F  
 1999  
 Meghan Anderson, first team, MF  
 Karina LeBlanc, first team, GK  
 Isabelle Morneau, first team, D  
 Becky Preston, first team, F  
 Kelly Rheem, first team, F  
 Shannon Tanaka, first team, F  
 Lauren Tatum, first team, F

## BIG EIGHT ACADEMIC HONOR ROLL

### 1995-96

Heather Brown, D  
 Tanya Franck, D  
 Lynne Officer, D  
 Kim Ratliff, F  
 Brenda Sieczkowski, D  
 Sandy Smith, MF  
 Stephanie Vacek, D

## HUSKER PLAYER AWARDS

### Most Valuable Player

2005 - Sasha Andrews/Brittany Timko  
 2004 - Brittany Timko  
 2003 - Jenna Cooper  
 2002 - Christine Latham  
 2001 - Meghan Anderson  
 2000 - Jenny Benson  
 1999 - Sharolta Nonen  
 1998 - Kim Engesser  
 1997 - Jenny Benson  
 1996 - Kari Uppinghouse  
 1995 - Heather Brown/Kari Uppinghouse  
 1994 - Brenda Sieczkowski

### Jenna Cooper Award

2005 - Katie Bunkers  
 2004 - Jenna Cooper

### Inspiration Award

2003 - Christy Harms  
 2002 - Leah Lamale  
 2001 - Meghan Anderson  
 2000 - Christine Gluck  
 1999 - Amy Walsh  
 1998 - Heather Brown  
 1997 - Tanya Franck  
 1996 - Tanya Wright  
 1995 - Tanya Franck  
 1994 - Jamie Riley

### Aerobic Power Award

2004 - Abby Penas  
 2003 - Christy Harms  
 2002 - Christy Harms  
 2001 - Christy Harms  
 2000 - Christy Harms  
 1999 - Amy Walsh  
 1998 - Amy Walsh  
 1997 - Becky Hogan  
 1996 - Becky Hogan  
 1995 - Sandy Smith  
 1994 - Stephanie Vacek

### Top Point Getter Award

2011 - Morgan Marlborough  
 2010 - Morgan Marlborough  
 2009 - Morgan Marlborough  
 2008 - Shay Powell  
 2007 - Shay Powell  
 2006 - Brittany Timko  
 2005 - Brittany Timko  
 2004 - Brittany Timko  
 2003 - Jessie Bruch

2002 - Christine Latham  
 2001 - Christine Latham  
 2000 - Christine Latham  
 1999 - Meghan Anderson  
 1998 - Kim Engesser  
 1997 - Kim Engesser  
 1996 - Kari Uppinghouse  
 1995 - Becky Hogan  
 1994 - Danielle Boswell

### Top Goal Scorer

2011 - Morgan Marlborough  
 2010 - Morgan Marlborough  
 2009 - Morgan Marlborough  
 2008 - Shay Powell  
 2007 - Shay Powell  
 2006 - Brittany Timko  
 2005 - Brittany Timko  
 2004 - Brittany Timko  
 2003 - Jessie Bruch  
 2002 - Christine Latham  
 2001 - Christine Latham  
 2000 - Christine Latham  
 1999 - Meghan Anderson  
 1998 - Kim Engesser  
 1997 - Kim Engesser  
 1996 - Kari Uppinghouse  
 1995 - Kristen Gay  
 1994 - Danielle Boswell

### Citizenship Award

2003 - Iman Haynes  
 2002 - Leah Lamale/Paige Phillips

### Top All-Around Player

2000 - Meghan Anderson/Jenny Benson  
 1999 - Sharolta Nonen  
 1998 - Isabelle Morneau/Sharolta Nonen  
 1997 - Sharolta Nonen/Kari Uppinghouse  
 1996 - Sharolta Nonen  
 1995 - Kari Uppinghouse  
 1994 - Tanya Franck

### Most Creative Player

2000 - Meghan Anderson/Kelly Rheem  
 1999 - Jenny Benson  
 1998 - Meghan Anderson  
 1997 - Jenny Benson  
 1996 - Jenny Benson  
 1995 - Erica De Vitis  
 1994 - Tanya Wright

### Most Consistent Player

2000 - Breanna Boyd  
 1999 - Sharolta Nonen/Amy Walsh  
 1998 - Sharolta Nonen  
 1997 - Rebecca Hornbacher  
 1996 - Rebecca Hornbacher  
 1995 - Heather Brown  
 1994 - Tara Herbrik

### Most Improved Player

2001 - Erin Miller  
 1999 - Karina LeBlanc  
 1998 - Isabelle Morneau

### Toughness Award

2000 - Breanna Boyd/Christine Latham  
 1999 - Lindsay Eddleman/Isabelle Morneau/Amy Walsh  
 1998 - Christine Gluck  
 1997 - Stephanie Vacek  
 1996 - Kim Ratliff  
 1995 - Tanya Wright  
 1994 - Kim Ratliff

### Aerial Power Award

2002 - Kori Saunders  
 2001 - Kori Saunders/Christine Latham  
 2000 - Breanna Boyd

1999 - Amy Walsh  
1998 - Kristen Gay  
1997 - Tanya Franck  
1996 - Tanya Franck  
1995 - Kari Uppinghouse  
1994 - Kristina Ritterbush

Team Spirit Award  
2004 - Shaylynn Milbourn  
2003 - Iman Haynes  
2001 - Shannon Tanaka  
2000 - Shannon Tanaka  
1999 - Kelly Rheem  
1998 - Sandy Smith  
1997 - Lynne Officer  
1996 - Kristen Gay/Sandy Smith  
1995 - Lynne Officer  
1994 - Dixie Wehrman

Husker Power Award  
2016 - Aubrei Corder  
2015 - Aubrei Corder  
2005 - Tanya Dennis  
2003 - Brooke Bredenber  
2002 - Amber Richardson  
2001 - Erin Miller  
2000 - Paige Phillips  
1999 - Paige Phillips  
1998 - Christine Gluck  
1997 - Sandy Smith  
1996 - Lynne Officer  
1995 - Kim Ratliff  
1994 - Kim Ratliff

Blue Collar Award  
2000 - Meghan Anderson  
1999 - Amy Walsh

Lifter of the Year  
2020-21 - Theresa Pujado  
2019 - Aubrei Corder  
2018 - Savanah Uveges/Faith Carter  
2017 - Haley Hanson  
2016 - Caroline Flynn  
2015 - Jaylyn Odemann

Peter Underwood Award  
2019 - Aubrei Corder  
2018 - Savanah Uveges  
2017 - Alli Peterson  
2016 - Caroline Flynn  
2015 - Katie Kraeutner

## HUSKERS IN THE WORLD CUP

Beginning in 1991, the best women's soccer players in the world have battled for the Women's World Cup every four years in front of hundreds of thousands of soccer fans in stadiums across the globe.

Husker Head Coach John Walker made his debut with the Canadian World Cup team as an assistant coach in 1999. He was joined on that team by five of his former NU athletes.

In 2003, seven former and future Huskers made the 20-player roster. The Husker-heavy squad played to the semifinal match, where it was defeated by Sweden, putting it up against the United States in the consolation finals where it lost 3-1. Four Huskers earned roster spots in 2007, while Karina LeBlanc and Brittany Timko returned to the squad in 2011. LeBlanc made her final appearance on the grand stage at the 2015 World Cup in Canada before announcing her retirement. Joining her on the 2015 Canadian squad for the first time was Selenia Iacchelli, a national team member since 2013. LeBlanc served as an analyst for Fox Sports during the 2019 Women's World Cup.

In addition to the rich Husker history rooted in Canadian soil, former defender Ari Romero earned her place on Mexico's World Cup roster for 2015, becoming the first Husker to represent a country other than Canada. In all, 11 former Huskers have played on women's soccer's grandest stage in the Women's World Cup.

### 2015 Women's World Cup

Former Huskers Karina LeBlanc and Selenia Iacchelli saw action on the pitch as Canada played in the Group A squad with the Republic of China, New Zealand and the Netherlands. The 2015 World Cup marked LeBlanc's fifth consecutive appearance as a part of the Canadian National Team, while Iacchelli made strides in her first World Cup showing. Ari Romero played as a key member of the Mexican National Team's defense, leading Mexico in games against France, England and Colombia in the Group F division. In addition to the former Husker players, ex-Husker star Christine Latham returned to the games as a color analyst for Fox Sports Canada.

### 2011 Women's World Cup

Brittany Timko and Karina LeBlanc returned to the 2011 World Cup as part of Canada's National Team. The Canadians were put in Group A with France, Nigeria and host-team, Germany. Canada opened with a 2-1 loss to Germany and was then shut out by France, 4-0. The team's final match with Nigeria was scoreless until the 73rd minute when Perpetua Nkwocha scored the only goal of the game to give Nigeria a 1-0 win.

### 2007 Women's World Cup

Four former NU greats made repeat appearances on the 2007 Canadian National Team. Tanya Dennis saw the most game action, as she appeared in three matches, while Brittany Timko and Amy Walsh each played in one game. Karina LeBlanc rounded out the Huskers to make the squad. Canada failed to advance past pool play, losing 2-1 to Norway to open the World Cup, before rebounding with a 4-0 win over Ghana. Canada scored just 37 seconds into its third match, but Australia rebounded to tie the game at two. The tie provided Australia the one point it needed to advance into the quarterfinals and edge out Canada.

### 2003 Women's World Cup

Former Huskers Brittany Timko, Tanya Dennis and Sasha Andrews all saw action on the pitch for Canada in its fourth-place finish in the 2003 FIFA Women's World Cup, the Canadian's best finish in history.

Timko played all 540 minutes in six contests of the World Cup and notched one assist in the tournament. Dennis played 450 minutes in the back in the first five games before suffering a concussion.

Former Husker All-American Christine Latham was responsible for three of Canada's 10 goals during the tournament, including two goals in a 3-0 win over Argentina.

Making repeat appearances on the Canada World Cup squad in 2003 were All-America defenders Sharolta Nonen and Isabelle Morneau, and All-America goalkeeper Karina LeBlanc. All-American Breanna Boyd made the original roster, but did not compete because of an injury.

### 1999 Women's World Cup

All-America defenders Sharolta Nonen and Isabelle Morneau, All-Big 12 midfielder Amy Walsh and All-Big 12 defender Tanya Franck earned spots in Canada's starting lineup, while All-American Karina LeBlanc played a key role as a reserve on a talented Canadian squad. In addition to the Huskers on the field, Nebraska Head Coach John Walker represented the Huskers on the sideline as an assistant coach with the Canadian National Team.



**Sasha Andrews**  
Defender  
Canada, 2003



**Tanya Dennis**  
Defender  
Canada, 2003,  
2007



**Tanya Franck**  
Defender  
Canada, 1999



**Selenia Iacchelli**  
Midfielder  
Canada, 2015



**Christine Latham**  
Forward  
Canada, 2003



**Karina LeBlanc**  
Goalkeeper  
Canada, 1999,  
2003, 2007, 2011,  
2015



**Isabelle Morneau**  
Defender  
Canada, 1995,  
1999, 2003



**Sharolta Nonen**  
Defender  
Canada, 1999,  
2003



**Ari Romero**  
Defender  
Mexico, 2015



**Brittany Timko**  
Midfielder  
Canada, 2003,  
2007, 2011



**Amy Walsh**  
Midfielder  
Canada, 1999,  
2007

## NEBRASKA DRAFTEES

### WUSA (2000-2003)

Athlete	Team	Position	Round	Pick No.	Year
Sharolta Nonen	Atlanta Beat	Defender	3	17	2000
Jenny Benson	Philadelphia Charge	Midfielder	3	18	2000
Karina LeBlanc	Boston Breakers	Goalkeeper	3	21	2000
Amy Walsh	Bay Area Cyber Rays	Midfielder	3	24	2000
Lindsay Eddleman	Boston Breakers	Forward	13	102	2000
Rebecca Hornbacher	New York Power	Goalkeeper	13	110	2000
Kim Engesser	Atlanta Beat	Forward	14	113	2000
Becky Hogan	Boston Breakers	Defender	3	19	2001
Meghan Anderson	Carolina Courage	Midfielder	3	20	2001
Breanna Boyd	Carolina Courage	Defender	1	8	2002
Christine Latham	San Diego Spirit	Forward	Discovery Player		2002

### WPS (2009-2012)

Athlete	Team	Position	Round	Pick No.	Year
Karina LeBlanc	Los Angeles Sol	Goalkeeper	1	5	2009
Christine Latham	Boston Breakers	Forward	Discovery Player		2009
Sharolta Nonen	Los Angeles Sol	Defender	Signed in July as a free agent		2009
Carly Peetz	Boston Breakers	Defender	6	52	2010

### NWSL (2012-PRESENT)

Athlete	Team	Position	Round	Pick No.	Year
Jordan Jackson	Houston Dash	Midfielder	4	28	2014
Ari Romero	Seattle/Houston	Defender	Expansion	7	2014
Jaycie Johnson	North Carolina Courage	Forward	3	27	2017
Caroline Flynn	Portland Thorns FC	Midfielder	4	40	2017
Haley Hanson	Houston Dash	Midfielder	1	7	2018
Sinclair Miramontez	North Carolina Courage	Defender	3	27	2020
Meg Brandt	Reign FC	Midfielder	4	34	2020
Sarah Weber	Racing Louisville FC	Forward	Two-year deal		202

**POINTS**

No.	Player	Points
1.	Meghan Anderson (3 goals/3 assists) (vs. Texas Tech, Oct. 28, 2001)	9
	Brittany Timko (3 goals/3 assists) (vs. Northern Colorado, Sept. 17, 2004)	9
3.	Kim Engesser (4 goals) (vs. Baylor, Nov. 7, 1997)	8
	Meghan Anderson (4 goals) (vs. Oral Roberts, Sept. 3, 1999)	8
	Morgan Marlborough (4 goals) (vs. Akron, Sept. 13, 2009)	8
	Jaycie Johnson (4 goals) (vs. Southeastern Louisiana, Nov. 15, 2013)	8

**FIRST-HALF POINTS**

No.	Player	Points
1.	Lindsay Eddleman (3 goals/1 assist) (vs. Colorado, Oct. 13, 1996)	7
	Meghan Anderson (3 goals/1 assist) (vs. Texas Tech, Oct. 28, 2001)	7
	Brittany Timko (2 goals/3 assists) (vs. Northern Colorado, Sept. 17, 2004)	7
4.	Five Tied	6

**SECOND-HALF POINTS**

No.	Player	Points
1.	Jamie Riley (3 goals) (vs. Kansas, Sept. 22, 1995)	6
	Kim Ratliff (3 goals) (vs. Florida State, Oct. 8, 1995)	6
	Isabelle Morneau (3 goals) (at Missouri, Oct. 18, 1996)	6
	Kim Engesser (3 goals) (vs. Baylor, Nov. 7, 1997)	6
	Kelly Rheem (3 goals) (at Texas Tech, Oct. 30, 1998)	6
	Kori Saunders (3 goals) (at Texas A&M, Oct. 14, 2001)	6

**GOALS**

No.	Player	Goals
1.	Kim Engesser (vs. Baylor, Nov. 7, 1997)	4
	Meghan Anderson (vs. Oral Roberts, Sept. 3, 1999)	4
	Morgan Marlborough (vs. Akron, Sept. 13, 2009)	4
	Jaycie Johnson (vs. Southeastern Louisiana, Nov. 15, 2013)	4
5.	30 Tied	3

**FIRST-HALF GOALS**

No.	Player	Goals
1.	Danielle Boswell (vs. Teikyo Westmar, Sept. 30, 1994)	3
	Lindsay Eddleman (vs. Colorado, Oct. 13, 1996)	3
	Kari Uppinghouse (at Oklahoma State, Oct. 24, 1997)	3
	Meghan Anderson (vs. Oral Roberts, Sept. 3, 1999)	3
	Meghan Anderson (vs. Texas Tech, Oct. 28, 2001)	3
	Brittany Timko (at Iowa State, Sept. 26, 2004)	3

**SECOND-HALF GOALS**

No.	Player	Goals
1.	Jamie Riley (vs. Kansas, Sept. 22, 1995)	3
	Kim Ratliff (vs. Florida State, Oct. 8, 1995)	3
	Isabelle Morneau (at Missouri, Oct. 18, 1996)	3
	Kim Engesser (vs. Baylor, Nov. 7, 1997)	3
	Kelly Rheem (at Texas Tech, Oct. 30, 1998)	3
	Kori Saunders (at Texas A&M, Oct. 14, 2001)	3

**OVERTIME GOALS**

No.	Player	Goals
1.	Tanya Franck (at Montana, Sept. 11, 1994)	1
	Kari Uppinghouse (vs. Vanderbilt, Sept. 22, 1996)	1
	Lindsay Eddleman (vs. Texas A&M, Nov. 10, 1996)	1
	Kari Uppinghouse (vs. Minnesota, Nov. 17, 1996)	1
	Becky Hogan (vs. Texas A&M, Nov. 6, 1998)	1

Lindsay Eddleman (vs. Portland, Sept. 12, 1999)	1
Christine Latham (vs. Texas, Nov. 8, 2002)	1
Jessie Bruch (vs. Oklahoma, Oct. 10, 2003)	1
Brittany Timko (vs. Texas A&M, Nov. 6, 2003)	1
Nikki Baker (at Missouri, Oct. 1, 2004)	1
Nikki Baker (at Kansas, Nov. 14, 2004)	1
Jessie Bruch (vs. Western Carolina, Sept. 12, 2006)	1
Aysha Jamani (vs. Baylor, Oct. 6, 2006)	1
Shay Powell (vs. Oakland, Sept. 14, 2008)	1
Molly Thomas (vs. Kansas, Sept. 26, 2008)	1
Sari Raber (vs. Missouri, Sept. 28, 2008)	1
Lauren Isenhower (vs. Iowa State, Oct. 30, 2009)	1
Ari Romero (at Texas Tech, Oct. 3, 2010)	1
Stacy Bartels (at Virginia Tech, Sept. 9, 2011)	1
Morgan Marlborough (vs. Iowa, Oct. 20, 2011)	1
Mayme Conroy (at Wisconsin, Oct. 5, 2012)	1
Caroline Gray (at Iowa, Oct. 18, 2012)	1
Caroline Gray (at Wisconsin, Oct. 18, 2013)	1
Jaycie Johnson (vs. Penn State, Oct. 27, 2013)	1
Mayme Conroy (vs. Maryland, Sept. 28, 2014)	1
Jaycie Johnson (vs. Central Michigan, Aug. 28, 2015)	1
Brenna Ochoa (at Oregon State, Aug. 28, 2016)	1
Brenna Ochoa (vs. Kansas, Sept. 2, 2016)	1
Elyse Huber (at Purdue, Oct. 12, 2017)	1
Faith Carter (at Maryland, Sept. 16, 2018)	1
Faith Carter (vs. Indiana, Sept. 20, 2018)	1

**ASSISTS**

No.	Player	Assists
1.	Jenny Benson (vs. Colorado, Oct. 13, 1996)	4
	Sharolta Nonen (at Colorado, Oct. 10, 1999)	4
	Kari Hogan (vs. Iowa State, Sept. 26, 2003)	4
4.	14 Tied	3

**FIRST-HALF ASSISTS**

No.	Player	Assists
1.	Jenny Benson (vs. Colorado, Oct. 13, 1996)	3
	Brittany Timko (vs. Northern Colorado, Sept. 17, 2004)	3
3.	15 Tied	2

**SECOND-HALF ASSISTS**

No.	Player	Assists
1.	Sandy Smith (vs. Kansas, Sept. 22, 1995)	3
	Kari Uppinghouse (vs. Colorado College, Sept. 20, 1996)	3
	Sharolta Nonen (at Colorado, Oct. 10, 1999)	3
	Brittany Timko (vs. Eastern Illinois, Sept. 3, 2004)	3
	Jordan Jackson (at Purdue, Oct. 11, 2013)	3
6.	17 Tied	2

**OVERTIME ASSISTS**

No.	Player	Assists
1.	Jamie Riley (at Montana, Sept. 11, 1994)	1
	Jenny Benson (vs. Vanderbilt, Sept. 22, 1996)	1
	Meghan Anderson (vs. Texas A&M, Nov. 6, 1998)	1
	Jenny Benson (vs. Portland, Sept. 12, 1999)	1

Sasha Andrews (at Missouri, Oct. 1, 2004)	1
Brittany Timko (at Missouri, Oct. 1, 2004)	1
Abby Penas (at Kansas, Nov. 14, 2004)	1
Brittany Timko (vs. Western Carolina, Sept. 12, 2006)	1
Brittany Timko (vs. Baylor, Oct. 6, 2006)	1
Carly Peetz (vs. Baylor, Oct. 6, 2006)	1
Lindsay Poehling (vs. Kansas, Sept. 26, 2008)	1
Shay Powell (vs. Missouri, Sept. 28, 2008)	1
Michaela Fulmer (vs. Missouri, Sept. 28, 2008)	1
Molly Thomas (vs. Iowa State, Oct. 30, 2009)	1
Morgan Marlborough (at Texas Tech, Oct. 3, 2010)	1
Morgan Marlborough (at Virginia Tech, Sept. 9, 2011)	1
Katie Goetzmann (vs. Iowa, Oct. 20, 2011)	1
Stacy Bartels (at Wisconsin, Oct. 5, 2012)	1
Emma Stevens (vs. Penn State, Oct. 27, 2013)	1
Jourden Casey (vs. Maryland, Sept. 28, 2014)	1
Meg Brandt (at Oregon State, Aug. 28, 2016)	1
Meg Brandt (at Purdue, Oct. 12, 2017)	1
Brenna Ochoa (at Maryland, Sept. 16, 2018)	1
Meg Brandt/Kenzie Coons (vs. Indiana, Sept. 20, 2018)	1

**SHOTS**

No.	Player	Shots
1.	Christine Latham (vs. UAB, Sept. 2, 2001)	12
	Molly Thomas (vs. South Dakota, Sept. 18, 2009)	12
	Eleanor Dale (vs. Rutgers, Sept. 28, 2023)	12
4.	Five Tied	11

**SHOTS ON GOAL**

No.	Player	SOG
1.	Kari Uppinghouse (at Missouri, Oct. 18, 1996)	8
2.	Jordan Jackson (at Texas Tech, Oct. 3, 2010)	7
	Jaycie Johnson (vs. Southeastern Louisiana, Nov. 15, 2013)	7
	Eleanor Dale (vs. Ohio State, Oct. 29, 2023)	7
5.	Nine Tied	6

**GOALKEEPER SAVES**

No.	Player	Saves
1.	Tara Macdonald (at Oklahoma, Oct. 14, 2010)	13
	Sami Hauk (vs. Penn State, Oct. 20, 2022)	13
3.	Karina LeBlanc (vs. Texas A&M, Nov. 6, 1998)	12
	Erin Miller (vs. Texas, Oct. 4, 2002)	12
5.	Emma Stevens (at Ohio State, Oct. 16, 2011)	11

**OPPONENT INDIVIDUAL RECORDS**

Points.....	7
Lori Chalupny (North Carolina).....	Sept. 7, 2003
Taylor Uhl (Minnesota).....	Oct. 28, 2011
Katie McClure (Kansas).....	Aug. 22, 2019
Goals.....	3
Kelly McDonald (Texas).....	Oct. 4, 2002
Lori Chalupny (North Carolina).....	Sept. 7, 2003
Kat Krambeer (Texas A&M).....	Oct. 9, 2005
Taylor Uhl (Minnesota).....	Oct. 28, 2011
Lauren Granberg (Ohio State).....	Oct. 14, 2012
Nicky Waldeck (Michigan).....	Oct. 2, 2014
Katie McClure (Kansas).....	Aug. 22, 2019
Emily Mathews (Purdue).....	Sept. 19, 2021
Assists.....	3
Lindsay Tarpley (North Carolina).....	Sept. 7, 2003
Saves.....	19
Heather Friedman (UALR).....	Aug. 27, 2000

## OFFENSIVE LEADERS POINTS

No.	Player (Year)	Points
1.	Kim Engesser (1998)	61
	Eleanor Dale (2023)	61
3.	Christine Latham (2000)	57
4.	Kim Engesser (1997)	55
5.	Meghan Anderson (1999)	54
6.	Morgan Marlborough (2009)	49
7.	Kari Uppinghouse (1996)	48
	Morgan Marlborough (2010)	48
9.	Christine Latham (2001)	46
	Morgan Marlborough (2011)	46

## GOALS

No.	Player (Year)	Goals
1.	Eleanor Dale (2023)	28
2.	Kim Engesser (1998)	27
3.	Kim Engesser (1997)	26
4.	Christine Latham (2000)	23
5.	Meghan Anderson (1999)	21
	Morgan Marlborough (2009)	21
7.	Morgan Marlborough (2011)	20
8.	Kari Uppinghouse (1996)	19
9.	Christine Latham (2001)	18
	Morgan Marlborough (2010)	18

## GAME-WINNING GOALS

No.	Player (Year)	GWG
1.	Kim Engesser (1998)	8
	Christine Latham (2000)	8
	Christine Latham (2002)	8
	Eleanor Dale (2023)	8
5.	Kari Uppinghouse (1996)	7
	Jaycie Johnson (2013)	7
7.	Kari Uppinghouse (1997)	6
	Morgan Marlborough (2011)	6
	Jaycie Johnson (2016)	6
10.	Danielle Boswell (1994)	5
	Jenny Benson (1996)	5
	Lindsay Eddleman (1998)	5
	Meghan Anderson (1999)	5
	Christine Latham (2001)	5
	Nikki Baker (2004)	5
	Mayme Conroy (2013)	5



All-American Kim Engesser produced Nebraska's best individual offensive season with 61 points on 27 goals, including eight game-winning goals in 1998.

## ASSISTS

No.	Player (Year)	Assists
1.	Brittany Timko (2005)	21
2.	Jenny Benson (1999)	17
	Florence Belzile (2023)	17
4.	Sharolta Nonen (1999)	16
5.	Meghan Anderson (2000)	15
	Kelly Rheem (2000)	15
7.	Meghan Anderson (2001)	14
	Jenna Cooper (2003)	14
9.	Jenny Benson (1996)	13
	Brittany Timko (2004)	13

## GAME-WINNING ASSISTS

No.	Player (Year)	GWA
1.	Brittany Timko (2005)	8
2.	Brittany Timko (2004)	6
3.	Meghan Anderson (2000)	5
	Christine Latham (2001)	5
	Jordan Jackson (2013)	5
6.	Sharolta Nonen (1998)	4
	Sharolta Nonen (1999)	4
	Jenna Cooper (2002)	4
	Morgan Marlborough (2010)	4
	Jordan Jackson (2010)	4
	Florence Belzile (2023)	4
	Sarah Weber (2023)	4

## SHOTS

No.	Player (Year)	Shots
1.	Eleanor Dale (2023)	141
2.	Christine Latham (2000)	118
3.	Christine Latham (2001)	117
4.	Christine Latham (2002)	111
5.	Meghan Anderson (2000)	103
	Morgan Marlborough (2010)	103
7.	Lindsay Eddleman (1996)	102
	Sarah Weber (2023)	102
9.	Meghan Anderson (1999)	99
10.	Kim Engesser (1998)	98

## SHOTS ON GOAL

No.	Player (Year)	SOG
1.	Eleanor Dale (2023)	68
2.	Lindsay Eddleman (1996)	64
3.	Christine Latham (2000)	60
4.	Christine Latham (2002)	56
5.	Isabelle Morneau (1996)	55
6.	Meghan Anderson (1999)	54
7.	Morgan Marlborough (2010)	52
8.	Meghan Anderson (2000)	51
9.	Kari Uppinghouse (1996)	50
	Kim Engesser (1997)	50

## GOALKEEPING LEADERS

### GOALS-AGAINST AVERAGE (Minimum 1,200 minutes in goal)

No.	Player (Year)	GAA
1.	Karina LeBlanc (2000)	0.40
2.	Rebecca Hornbacher (1996)	0.51
	Karina LeBlanc (1999)	0.51
4.	Aubrei Corder (2017)	0.64
5.	Karina LeBlanc (1998)	0.70

### FEWEST GOALS ALLOWED (Minimum 1,200 minutes in goal)

No.	Player (Year)	Goals
1.	Karina LeBlanc (2000)	9
2.	Rebecca Hornbacher (1996)	11
3.	Karina LeBlanc (1999)	13
	Aubrei Corder (2017)	13
5.	Karina LeBlanc (1998)	14

## SAVES

No.	Player (Year)	Saves
1.	Erin Miller (2002)	130
2.	Erin Miller (2001)	109
3.	Katie Wright (2004)	107



Brittany Timko holds the school record for single-season assists with 21 in 2005.

4.	Emma Stevens (2013)	94
5.	Sami Hauk (2023)	91
6.	Jamie Klages (2005)	88
7.	Emma Stevens (2011)	84

## WINS

No.	Player (Year)	Wins
1.	Rebecca Hornbacher (1996)	23
2.	Karina LeBlanc (1999)	22
	Karina LeBlanc (2000)	22
4.	Emma Stevens (2013)	19
5.	Rebecca Hornbacher (1997)	18
6.	Erin Miller (2001)	17
	Sami Hauk (2023)	17

## MOST SHUTOUTS

No.	Player (Year)	Shutouts
1.	Karina LeBlanc (2000)	14.5
2.	Rebecca Hornbacher (1996)	14
	Erin Miller (2002)	14
4.	Karina LeBlanc (1999)	11.6
5.	Rebecca Hornbacher (1997)	11
	Karina LeBlanc (1998)	11
	Aubrei Corder (2016)	11

## MINUTES IN GOAL

No.	Player (Year)	Minutes
1.	Erin Miller (2002)	2,311
2.	Karina LeBlanc (1999)	2,278
3.	Emma Stevens (2013)	2,173
4.	Sami Hauk (2023)	2,140
5.	Aubrei Corder (2016)	2,109
6.	Katie Wright (2004)	2,088
7.	Erin Miller (2001)	2,085
8.	Karina LeBlanc (2000)	2,007

## GAMES STARTED IN GOAL

No.	Player (Year)	Starts
1.	Karina LeBlanc (1999)	25
	Erin Miller (2002)	25
3.	Rebecca Hornbacher (1996)	24
	Karina LeBlanc (2000)	24
	Emma Stevens (2013)	24
	Sami Hauk (2023)	24
7.	Katie Wright (2004)	23
	Erin Miller (2001)	23

## OFFENSIVE LEADERS POINTS

No.	Player (Years)	Points
1.	Christine Latham (1999-00-01-02)	167
2.	Meghan Anderson (1998-99-00-01)	146
3.	Morgan Marlborough (2009-10-11)	143
4.	Lindsay Eddleman (1996-97-98-99)	127
5.	Brittany Timko (2003-04-05-06)	124
6.	Kim Engesser (1997-98)	116
7.	Kari Uppinghouse (1995-96-97)	104
8.	Sarah Weber (2021-22-23-24)	102
9.	Jordan Jackson (2009-10-11-12-13)	101
10.	Jenny Benson (1996-97-99-00)	99

## GOALS

No.	Player (Years)	Goals
1.	Christine Latham (1999-00-01-02)	69
2.	Morgan Marlborough (2009-10-11)	59
3.	Kim Engesser (1997-98)	53
4.	Lindsay Eddleman (1996-97-98-99)	50
5.	Meghan Anderson (1998-99-00-01)	48
6.	Eleanor Dale (2020-21-22-23)	44
7.	Sarah Weber (2021-22-23-24)	43
8.	Kari Uppinghouse (1995-96-97)	42
	Jaycie Johnson (2013-14-15-16)	42
10.	Brittany Timko (2003-04-05-06)	41

## GAME-WINNING GOALS

No.	Player (Years)	GWG
1.	Christine Latham (1999-00-01-02)	23
2.	Jaycie Johnson (2013-14-15-16)	17
3.	Kari Uppinghouse (1995-96-97)	15
	Lindsay Eddleman (1996-97-98-99)	15
5.	Morgan Marlborough (2009-10-11)	14
	Eleanor Dale (2020-21-22-23)	14
7.	Kim Engesser (1997-98)	12
8.	Jenny Benson (1996-97-99-00)	10
	Meghan Anderson (1998-99-00-01)	10
	Nikki Baker (2002-03-04-05)	10
	Brittany Timko (2003-04-05-06)	10
	Sarah Weber (2021-22-23-24)	10



All-American Christina Latham owns career school records for points (167), goals (69), game-winning goals (23) and multiple-goal games (17).

## HAT TRICKS

No.	Player (Years)	Hat Tricks
1.	Kim Engesser (1997-98)	5
	Morgan Marlborough (2009-10-11)	5
3.	Brittany Timko (2003-04-05-06)	4
4.	Kari Uppinghouse (1995-96-97)	2
	Lindsay Eddleman (1996-97-98-99)	2
	Kelly Rheem (1998-99-00-01)	2
	Meghan Anderson (1998-99-00-01)	2
	Jaycie Johnson (2013-14-15-16)	2
	Sarah Weber (2021-22-23-24)	2
10.	Danielle Boswell (1994)	1
	Jamie Riley (1994-95)	1
	Kim Ratliff (1994-95-96)	1
	Isabelle Morneau (1996-97-98-99)	1
	Kori Saunders (1999-00-01-02)	1
	Christy Harms (2000-01-02)	1
	Nikki Baker (2002-03-04)	1
	Anna Caniglia (2006-07-08-09)	1
	Mayme Conroy (2011-12-13-14)	1
	Faith Carter (2017-18)	1

## ALL-TIME HAT TRICKS

No.	Player (Opponent and Date)
1.	Danielle Boswell vs. Westmar, Sept. 30, 1994
2.	Jamie Riley vs. Kansas, Sept. 22, 1995
3.	Kim Ratliff vs. Florida State, Oct. 8, 1995
4.	Lindsay Eddleman vs. Colorado, Oct. 13, 1996
5.	Kari Uppinghouse vs. Colorado, Oct. 13, 1996
6.	Isabelle Morneau at Missouri, Oct. 18, 1996
7.	Kim Engesser vs. Iowa State, Sept. 18, 1997
8.	Lindsay Eddleman at Duke, Oct. 20, 1997
9.	Kari Uppinghouse at Okla. St., Oct. 24, 1997
10.	Kim Engesser (4) vs. Baylor, Nov. 7, 1997
11.	Kim Engesser vs. Michigan, Nov. 16, 1997
12.	Kelly Rheem vs. Loyola-Chicago, Sept. 25, 1998
13.	Kim Engesser vs. Oklahoma, Oct. 23, 1998
14.	Kim Engesser at Texas Tech, Oct. 30, 1998
15.	Kelly Rheem at Texas Tech, Oct. 30, 1998
16.	Meghan Anderson (4) vs. ORU, Sept. 3, 1999
17.	Christy Harms vs. Drury, Sept. 3, 2000
18.	Kori Saunders vs. Texas A&M, Oct. 14, 2001
19.	Meghan Anderson vs. Texas Tech, Oct. 28, 2001
20.	Brittany Timko vs. N. Colo., Sept. 17, 2004
21.	Brittany Timko at Iowa State, Sept. 26, 2004
22.	Nikki Baker vs. Oral Roberts, Nov. 12, 2004
23.	Brittany Timko at Texas Tech, Oct. 30, 2005
24.	Brittany Timko vs. North Texas, Sept. 8, 2006
25.	Morgan Marlborough (4) vs. Akron, Sept. 13, 2009
26.	Morgan Marlborough vs. Oklahoma, Oct. 11, 2009
27.	Anna Caniglia at Kansas, Oct. 23, 2009
28.	Morgan Marlborough vs. No. Arizona, Sept. 4, 2011
29.	Morgan Marlborough vs. Northwestern, Sept. 18, 2011
30.	Morgan Marlborough vs. Purdue, Sept. 23, 2011
31.	Mayme Conroy vs. Wisconsin, Oct. 5, 2012
32.	Jaycie Johnson (4) vs. SE Louisiana, Nov. 15, 2013
33.	Jaycie Johnson at Ohio State, Sept. 23, 2016
34.	Faith Carter vs. Indiana, Sept. 20, 2018
35.	Sarah Weber vs. Colorado State, Aug. 18, 2024
36.	Sarah Weber vs. Creighton, Sept. 2, 2024



Jenny Benson ranks ninth on Nebraska's career points list with 99 from 1996 to 2000.

## MULTIPLE-GOAL GAMES

No.	Player (Years)	Games
1.	Christine Latham (1999-00-01-02)	17
2.	Morgan Marlborough (2009-10-11)	16
3.	Kim Engesser (1997-98)	14
	Eleanor Dale (2020-21-22-23)	14
5.	Meghan Anderson (1998-99-00-01)	12
6.	Kari Uppinghouse (1995-96-97)	10
	Lindsay Eddleman (1996-97-98-99)	10
8.	Brittany Timko (2003-04-05-06)	9
	Jaycie Johnson (2013-14-15-16)	9
10.	Sarah Weber (2021-22-23-24)	8

## ASSISTS

No.	Player (Years)	Assists
1.	Meghan Anderson (1998-99-00-01)	50
2.	Jenny Benson (1996-97-99-00)	47
3.	Brittany Timko (2003-04-05-06)	42
4.	Sharolta Nonen (1996-97-98-99)	35
	Kelly Rheem (1998-99-00-01)	35
6.	Jordan Jackson (2009-10-11-12-13)	31
7.	Christine Latham (1999-00-01-02)	29
8.	Lindsay Eddleman (1996-97-98-99)	27
9.	Jenna Cooper (2001-02-03)	25
	Morgan Marlborough (2009-10-11)	25

## SHOTS

No.	Player (Years)	Shots
1.	Christine Latham (1999-00-01-02)	400
2.	Meghan Anderson (1998-99-00-01)	344
3.	Sarah Weber (2021-22-23-24)	337
4.	Morgan Marlborough (2009-10-11)	287
5.	Jordan Jackson (2009-10-11-12-13)	271
6.	Eleanor Dale (2020-21-22-23)	267
7.	Lindsay Eddleman (1996-97-98-99)	265
8.	Brittany Timko (2003-04-05-06)	250
9.	Kari Uppinghouse (1995-96-97)	219
10.	Jaycie Johnson (2013-14-15-16)	203

## ALL-TIME INDIVIDUAL STREAKS

Games With At Least One Point .....	14
Brittany Timko (Began Oct. 30, 2005; Ended Oct. 1, 2006)	
Games With At Least One Goal .....	7
Christine Latham (Began Oct. 17, 1999; Ended Nov. 14, 1999)	
Morgan Marlborough (Began Aug. 25, 2011; Ended Sept. 25, 2011)	
Eleanor Dale (Began Aug. 24, 2023; Ended Sept. 15, 2023)	
Games With At Least One Assist.....	7
Meghan Anderson (Began Oct. 8, 1999; Ended Nov. 3, 1999)	
Consecutive Goalkeeper Shutouts By .....	9
Rebecca Hornbacher (Began Sept. 18, 1997; Ended Oct. 24, 1997)	
Consecutive Shutout Minutes.....	820:25
Rebecca Hornbacher (Began Sept. 14, 1997; Ended Nov. 2, 1997)	
Consecutive Games Played.....	94
Meghan Anderson, Becky Preston (Began Sept. 4, 1998; Ended Nov. 24, 2001)	
Consecutive Games Started.....	94
Meghan Anderson (Began Sept. 4, 1998; Ended Nov. 24, 2001)	

## SHOTS ON GOAL

No.	Player (Years)	SOG
1.	Christine Latham (1999-00-01-02)	193
2.	Meghan Anderson (1998-99-00-01)	170
3.	Lindsay Eddleman (1996-97-98-99)	149
4.	Morgan Marlborough (2009-10-11)	137
5.	Jordan Jackson (2009-10-11-12-13)	136
6.	Sarah Weber (2021-22-23-24)	131
7.	Eleanor Dale (2020-21-22-23)	130
8.	Kari Uppinghouse (1995-96-97)	129
9.	Brittany Timko (2003-04-05-06)	123
10.	Jaycie Johnson (2013-14-15-16)	108

## GAMES PLAYED

No.	Player (Years)	Games
1.	Meghan Anderson (1998-99-00-01)	94
	Becky Preston (1998-99-00-01)	94
	Christine Latham (1999-00-01-02)	94
4.	Sharolta Nonen (1996-97-98-99)	93
	Christine Gluck (1997-98-99-00)	93
	Kelly Rheem (1998-99-00-01)	93
	Shannon Tanaka (1998-99-00-01)	93
	Breanna Boyd (1999-00-01-02)	93
9.	Jenny Benson (1996-97-99-00)	92
10.	Isabelle Morneau (1996-97-98-99)	91
	Nikki Baker (2002-03-04-05)	91

## GAMES STARTED

No.	Player (Years)	Starts
1.	Meghan Anderson (1998-99-00-01)	94
2.	Isabelle Morneau (1996-97-98-99)	91
	Jenny Benson (1996-97-99-00)	91
4.	Lindsay Eddleman (1996-97-98-99)	88
5.	Nikki Baker (2002-03-04-05)	81
6.	Kristen Gay (1995-96-97-98)	80
	Becky Hogan (1995-96-97-98)	80
8.	Stephanie Vacek (1994-95-96-97)	79
	Anna Caniglia (2006-07-08-09)	79
	Carly Peetz (2006-07-08-09)	79
	Jordan Jackson (2009-10-11-12-13)	79

GOALKEEPING LEADERS  
GOALS-AGAINST AVERAGE

No.	Player (Years)	GAA
1.	Karina LeBlanc (1997-98-99-00)	0.54
2.	Rebecca Hornbacher (1996-97)	0.64
3.	Erin Miller (2000-01-02)	0.98
4.	Aubrei Corder (2016-17-18-19)	0.99
5.	Brittany Pfeil (2006-07-08)	1.00
	Alison Dudley (1994)	1.00
7.	Jamie Klages (2005-06)	1.14
8.	Michelle Denomme (1995-96)	1.18
9.	Brooke Bredenberg (2003)	1.39
10.	Sami Hauk (2021-22-23-24)	1.44

## SAVES

No.	Player (Years)	Saves
1.	Emma Stevens (2010-11-12-13)	278
2.	Aubrei Corder (2016-17-18-19)	249
3.	Erin Miller (2000-01-02)	239
4.	Sami Hauk (2021-22-23-24)	234
5.	Karina LeBlanc (1997-98-99-00)	206
6.	Jamie Klages (2005-06)	156
7.	Katie Wright (2003-04)	153
8.	Rebecca Hornbacher (1996-97)	141
9.	Jessica Mills (2007-09)	124
10.	Tara Macdonald (2009-10)	115

## WINS

No.	Player (Years)	Wins
1.	Karina LeBlanc (1997-98-99-00)	60
2.	Rebecca Hornbacher (1996-97)	41
3.	Emma Stevens (2010-11-12-13)	37
4.	Aubrei Corder (2016-17-18-19)	33
	Erin Miller (2000-01-02)	33
6.	Sami Hauk (2021-22-23-24)	30
7.	Jamie Klages (2005-06)	21
8.	Katie Wright (2003-04)	19
9.	Alison Dudley (1994)	14
	Tara Macdonald (2009-10)	14



Karina LeBlanc, the Huskers' starting goalkeeper from 1998 to 2000, set school records for shutouts, wins, minutes played, games started and games played.

## SHUTOUTS

No.	Player (Years)	Shutouts
1.	Karina LeBlanc (1997-98-99-00)	45.5
2.	Aubrei Corder (2016-17-18-19)	27.2
3.	Rebecca Hornbacher (1996-97)	25
4.	Erin Miller (2001-01-02)	21
5.	Michelle Denomme (1995-06)	12
6.	Emma Stevens (2010-11-12-13)	10.3
7.	Jamie Klages (2005-06)	10
8.	Sami Hauk (2021-22-23-24)	9
9.	Katie Wright (2003-04-05)	8
10.	Makinzie Short (2019-20)	4
	Tara Macdonald (2009-10)	4
	Jessica Mills (2007-08-09)	4

## MINUTES IN GOAL

No.	Player (Years)	Minutes
1.	Aubrei Corder (2016-17-18-19)	7,604
2.	Karina LeBlanc (1997-98-99-00)	6,308
3.	Emma Stevens (2010-11-12-13)	6,221
4.	Sami Hauk (2021-22-23-24)	5,577
5.	Erin Miller (2000-01-02)	4,396
6.	Rebecca Hornbacher (1996-97)	3,660
7.	Jamie Klages (2005-06)	3,617
8.	Katie Wright (2003-04-05)	2,920
9.	Jessica Mills (2007-08-09)	2,861
10.	Tara Macdonald (2009-10)	2,113

## GAMES STARTED IN GOAL

No.	Player (Years)	Starts
1.	Aubrei Corder (2016-17-18-19)	80
2.	Karina LeBlanc (1997-98-99-00)	69
	Emma Stevens (2010-11-12-13)	69
4.	Sami Hauk (2021-22-23-24)	62
5.	Erin Miller (2000-01-02)	48
6.	Rebecca Hornbacher (1996-97)	46
7.	Jamie Klages (2005-06)	38
8.	Katie Wright (2003-04)	32
9.	Jessica Mills (2007-08-09)	30
10.	Tara Macdonald (2009-10)	24

## GAMES PLAYED IN GOAL

No.	Player (Years)	Games
1.	Aubrei Corder (2016-17-18-19)	80
	Karina LeBlanc (1997-98-99-00)	80
3.	Emma Stevens (2010-11-12-13)	73
4.	Sami Hauk (2021-22-23-24)	64
5.	Erin Miller (2000-01-02)	48
6.	Rebecca Hornbacher (1996-97)	46
7.	Jamie Klages (2005-06)	39
8.	Jessica Mills (2007-08-09)	38
9.	Katie Wright (2003-04)	35
10.	Michelle Denomme (1995-96)	27

## POINTS

Year	Player	Points
1994	Danielle Boswell	26
1995	Becky Hogan	20
1996	Kari Uppinghouse	48
1997	Kim Engesser	55
1998	Kim Engesser	61
1999	Meghan Anderson	54
2000	Christine Latham	57
2001	Christine Latham	46
2002	Christine Latham	35
2003	Jessie Bruch	19
2004	Brittany Timko	43
2005	Brittany Timko	43
2006	Brittany Timko	29
2007	Shay Powell	11
2008	Shay Powell	19
2009	Morgan Marlborough	49
2010	Morgan Marlborough	48
2011	Morgan Marlborough	46
2012	Mayme Conroy	28
2013	Jaycie Johnson	36
2014	Jaycie Johnson	25
2015	Jaylyn Odermann	12
2016	Jaycie Johnson	24
2017	Haley Hanson	22
2018	Faith Carter	20
2019	Meg Brandt	6
2020-21	Eleanor Dale	4
2021	Reagan Raabe	17
2022	Sarah Weber	25
2023	Eleanor Dale	61
2024	Sarah Weber	25

## GOALS

Year	Player	Goals
1994	Danielle Boswell	13
1995	Kristen Gay	8
1996	Kari Uppinghouse	19
1997	Kim Engesser	26
1998	Kim Engesser	27
1999	Meghan Anderson	21
2000	Christine Latham	23
2001	Christine Latham	18
2002	Christine Latham	16
2003	Jessie Bruch	9
2004	Brittany Timko	14
2005	Brittany Timko	11
2006	Brittany Timko	11
2007	Shay Powell	5
2008	Shay Powell	7
2009	Morgan Marlborough	21
2010	Morgan Marlborough	18
2011	Morgan Marlborough	20
2012	Mayme Conroy	14
2013	Jaycie Johnson	17
2014	Jaycie Johnson	11
2015	Caroline Flynn	5
2016	Jaycie Johnson	11
2017	Haley Hanson	9
2018	Faith Carter	9
2019	Meg Brandt	3
2020-21	Eleanor Dale	2
2021	Reagan Raabe/Eleanor Dale	7
2022	Sarah Weber	10
2023	Eleanor Dale	28
2024	Sarah Weber	11

## GAME-WINNING GOALS

Year	Player	GWG
1994	Danielle Boswell	5
1995	Becky Hogan	3
1996	Kari Uppinghouse	7
1997	Kari Uppinghouse	6
1998	Kim Engesser	8
1999	Meghan Anderson	5
2000	Christine Latham	8
2001	Christine Latham	5
2002	Christine Latham	8
2003	Jessie Bruch/Ashley Carter	3
2004	Nikki Baker	5
2005	Sasha Andrews/Brittany Timko	4
2006	Brittany Timko/Aysha Jamani/Jessie Bruch	2
2007	Carly Peetz	2

2008	Shay Powell/Aysha Jamani/Sari Raber	2
2009	Morgan Marlborough	4
2010	Morgan Marlborough/Jordan Jackson	3
2011	Morgan Marlborough	6
2012	Katie Kraeutner/Caroline Gray	2
2013	Jaycie Johnson	7
2014	Jaycie Johnson/Mayme Conroy/Caroline Flynn/Caroline Gray	2
2015	Jaycie Johnson/Katie Kraeutner	2
2016	Jaycie Johnson	6
2017	Elyse Huber	4
2018	Faith Carter/Savanah Uveges	3
2019	Dakota Chan/Sinclair Miramontez/Brenna Ochoa/Meg Brandt	1
2020-21	Eleanor Dale/Gwen Lane	1
2021	Eleanor Dale	3
2022	Sarah Weber	3
2023	Eleanor Dale	8
2024	Sarah Weber	3

## ASSISTS

Year	Player	Assists
1994	Jamie Riley	11
1995	Erica De Vitis/Sandy Smith	7
1996	Jenny Benson	13
1997	Jenny Benson/Becky Hogan	8
1998	Sharolta Nonen	10
1999	Jenny Benson	17
2000	Meghan Anderson/Kelly Rheem	15
2001	Meghan Anderson	14
2002	Jenna Cooper	10
2003	Jenna Cooper	14
2004	Brittany Timko	13
2005	Brittany Timko	21
2006	Brittany Timko	7
2007	Selenia Iacchelli/Sari Raber/Alexa Cardona	3
2008	Shay Powell	5
2009	Anna Caniglia	9
2010	Morgan Marlborough	12
2011	Morgan Marlborough	20
2012	Caroline Gray	6
2013	Jordan Jackson	12
2014	Jaycie Johnson/Mayme Conroy/Caroline Flynn/Caroline Gray/Jourden Casey	3
2015	Sydney Miramontez	5
2016	Sydney Miramontez	7
2017	Brenna Ochoa	6
2018	Brenna Ochoa	8
2019	Dakota Chan/Brenna Ochoa/Olivia Brown/Grace Brown/Marissa Popoola/Kayla Mostowich	1
2020-21	Eleanor Dale/Gwen Lane	1
2021	Abbey Schwarz	8
2022	Sarah Weber	5
2023	Florence Belzile	17
2024	Florence Belzile	6

## GAME-WINNING ASSISTS

Year	Player	GWA
1994	Jamie Riley	4
1995	Erica De Vitis	3
1996	Tanya Franck/Kristen Gay/Isabelle Morneau	3
1997	Jenny Benson	3
1998	Sharolta Nonen	4
1999	Sharolta Nonen	4
2000	Meghan Anderson	5
2001	Christine Latham	5
2002	Jenna Cooper	4
2003	Kari Hogan	3
2004	Brittany Timko	6
2005	Brittany Timko	8
2006	Brittany Timko	3
2007	Selenia Iacchelli	1
2008	Shay Powell/Anna Caniglia	2
2009	Morgan Marlborough	3
2010	Morgan Marlborough/Jordan Jackson	4
2011	Molly Thomas	3
2012	Caroline Gray/Jaylyn Odermann/Stacy Bartels	1
2013	Jordan Jackson	5
2014	Caroline Gray/Mayme Conroy	2
2015	Jaylyn Odermann	2
2016	Sydney Miramontez/Meg Brandt	2
2017	Brenna Ochoa	2
2018	Brenna Ochoa	3
2019	Brenna Ochoa/Kayla Mostowich	1

2020-21	Kenzie Coons/Ashley Zugay	1
2021	Abbey Schwarz	2
2022	Sarah Weber	3
2023	Florence Belzile	4
	Sarah Weber	4
2024	Florence Belzile	2
	Sarah Weber	2

## SHOTS

Year	Player	Shots
1994	Jamie Riley	72
1995	Erica De Vitis/Kari Uppinghouse	63
1996	Lindsay Eddleman	102
1997	Kim Engesser	80
1998	Kim Engesser	98
1999	Meghan Anderson	99
2000	Christine Latham	118
2001	Christine Latham	117
2002	Christine Latham	111
2003	Jessie Bruch	73
2004	Brittany Timko	82
2005	Brittany Timko	93
2006	Aysha Jamani	64
2007	Selenia Iacchelli	50
2008	Shay Powell	63
2009	Morgan Marlborough	87
2010	Morgan Marlborough	103
2011	Morgan Marlborough	97
2012	Mayme Conroy	60
2013	Jordan Jackson	81
2014	Jaycie Johnson	62
2015	Caroline Flynn	35
2016	Jaycie Johnson	49
2017	Haley Hanson	62
2018	Faith Carter	41
2019	Meg Brandt	36
2020-21	Reagan Raabe	14
2021	Sarah Weber	62
2022	Sarah Weber	81
2023	Eleanor Dale	141
2024	Sarah Weber	92

## SHOTS ON GOAL

Year	Player	SOG
1994	Jamie Riley	43
1995	Kari Uppinghouse	40
1996	Lindsay Eddleman	64
1997	Kim Engesser	50
1998	Kim Engesser	47
1999	Meghan Anderson	54
2000	Christine Latham	60
2001	Christine Latham	49
2002	Christine Latham	56
2003	Jessie Bruch	28
2004	Brittany Timko	39
2005	Brittany Timko	47
2006	Brittany Timko	30
2007	Selenia Iacchelli	24
2008	Shay Powell	27
2009	Morgan Marlborough	41
2010	Morgan Marlborough	52
2011	Morgan Marlborough	44
2012	Mayme Conroy	32
2013	Jordan Jackson	43
2014	Jaycie Johnson	38
2015	Caroline Flynn	16
2016	Jaycie Johnson	22
2017	Haley Hanson	27
2018	Faith Carter	19
2019	Meg Brandt	21
2020-21	Eleanor Dale	9
2021	Sarah Weber	31
2022	Eleanor Dale	32
2023	Eleanor Dale	68
2024	Sarah Weber	29

GOALS-AGAINST AVERAGE  
(Minimum 10 Starts in Goal)

Year	Goalkeeper	GAA
1994	Alison Dudley	1.00
1995	Michelle Denomme	1.21
1996	Rebecca Hornbacher	0.51
1997	Rebecca Hornbacher	0.78
1998	Karina LeBlanc	0.70

1999	Karina LeBlanc	0.51
2000	Karina LeBlanc	0.40
2001	Erin Miller	1.12
2002	Erin Miller	0.86
2003	Brooke Bredenberg	1.39
2004	Katie Wright	1.25
2005	Jamie Klages	1.19
2006	Jamie Klages	1.10
2007	Jessica Mills	1.68
2008	Brittany Pfeil	0.92
2009	Tara Macdonald	1.34
2010	Emma Stevens	1.57
2011	Emma Stevens	1.90
2012	Emma Stevens	1.69
2013	Emma Stevens	1.08
2014	Kelly Schatz	1.73
2015	Erika Johnson	1.46
2016	Aubrei Corder	0.85
2017	Aubrei Corder	0.64
2018	Aubrei Corder	1.28
2019	Aubrei Corder	1.23
2020-21	Makinzie Short	1.48
2021	Sami Hauk	1.19
2022	Sami Hauk	1.65
2023	Sami Hauk	1.22
2024	Cece Villa	1.80

### GOALKEEPER MINUTES

Year	Goalkeeper	Minutes
1994	Alison Dudley	1,528
1995	Michelle Denomme	1,415
1996	Rebecca Hornbacher	1,940
1997	Rebecca Hornbacher	1,720
1998	Karina LeBlanc	1,802
1999	Karina LeBlanc	2,278
2000	Karina LeBlanc	2,007
2001	Erin Miller	2,085
2002	Erin Miller	2,311
2003	Brooke Bredenberg	1,557
2004	Katie Wright	2,088
2005	Jamie Klages	1,734
2006	Jamie Klages	1,883
2007	Jessica Mills	1,661
2008	Brittany Pfeil	1,564
2009	Tara Macdonald	943
2010	Tara Macdonald	1,176
2011	Emma Stevens	1,660
2012	Emma Stevens	1,698
2013	Emma Stevens	2,173
2014	Kelly Schatz	1,714
2015	Erika Johnson	1,544
2016	Aubrei Corder	2,109
2017	Aubrei Corder	1,842
2018	Aubrei Corder	1,970
2019	Aubrei Corder	1,681
2020-21	Makinzie Short	976
2021	Sami Hauk	907
2022	Sami Hauk	1,800
2023	Sami Hauk	2,140
2024	Cece Villa	798

### GOALS ALLOWED

Year	Goalkeeper	Goals
1994	Alison Dudley	17
1995	Michelle Denomme	19
1996	Rebecca Hornbacher	11
1997	Rebecca Hornbacher	15
1998	Karina LeBlanc	14
1999	Karina LeBlanc	13
2000	Karina LeBlanc	9
2001	Erin Miller	26
2002	Erin Miller	22
2003	Brooke Bredenberg	24
2004	Katie Wright	29
2005	Jamie Klages	23
2006	Jamie Klages	23
2007	Jessica Mills	31
2008	Brittany Pfeil	16
2009	Tara Macdonald	14
2010	Emma Stevens	12
2011	Emma Stevens	35
2012	Emma Stevens	35
2013	Emma Stevens	26
2014	Kelly Schatz	33

2015	Erika Johnson	25
2016	Aubrei Corder	20
2017	Aubrei Corder	13
2018	Aubrei Corder	28
2019	Aubrei Corder	23
2020-21	Makinzie Short	16
2021	Sami Hauk	12
2022	Sami Hauk	33
2023	Sami Hauk	29
2024	Sami Hauk	15

### GOALKEEPER SAVES

Year	Goalkeeper	Saves
1994	Alison Dudley	57
1995	Michelle Denomme	54
1996	Rebecca Hornbacher	82
1997	Rebecca Hornbacher	59
1998	Karina LeBlanc	55
1999	Karina LeBlanc	72
2000	Karina LeBlanc	74
2001	Erin Miller	109
2002	Erin Miller	130
2003	Brooke Bredenberg	77
2004	Katie Wright	108
2005	Jamie Klages	88
2006	Jamie Klages	68
2007	Jessica Mills	79
2008	Brittany Pfeil	59
2009	Tara Macdonald	45
2010	Tara Macdonald	70
2011	Emma Stevens	84
2012	Emma Stevens	74
2013	Emma Stevens	94
2014	Kelly Schatz	55
2015	Erika Johnson	70
2016	Aubrei Corder	78
2017	Aubrei Corder	53
2018	Aubrei Corder	56
2019	Aubrei Corder	62
2020-21	Makinzie Short	32
2021	Sami Hauk	42
2022	Sami Hauk	77
2023	Sami Hauk	91
2024	Cece Villa	44

Nebraska's All-Time Record.....	371-203-62
Home Games.....	226-74-37
Barbara Hibner Stadium (2015-present; 9 years).....	49-29-19
Nebraska Soccer Field (2005-2014; 10 years).....	70-27-14
Abbott Sports Complex (1995-2004; 10 years; 1 game in 1994, 1 game in 2012)	
.....	101-17-4
Whittier Field (1994; 1 year).....	6-1-0
Away Games.....	111-105-24
Neutral Games.....	34-24-1
Overtime Games.....	31-19-46
<b>NCAA Tournament</b>	
NCAA Tournament Record.....	20-13
NCAA Tournament Appearances.....	13 (1996, 1997, 1998, 1999, 2000, 2001, 2002, 2003, 2004, 2005, 2013, 2016, 2023)
<b>Conference Records</b>	
Conference Regular-Season Record.....	160-106-35
Conference Tournament Record.....	24-14
Big Ten Conference (2011-present)	
Big Ten Conference Record.....	62-62-27
Big Ten Conference Regular-Season Titles.....	2 (2013, 2023)
Big Ten Tournament Record.....	
Big Ten Tournament Titles.....	1 (2013)
Big 12 Conference (1996-2010)	
Big 12 Conference Record.....	98-43-8
Big 12 Conference Regular-Season Titles.....	3 (1996, 1999, 2000)
Big 12 Tournament Record.....	
Big 12 Tournament Titles.....	5 (1996, 1998, 1999, 2000, 2002)
Against the Top 25.....	48-91-16
<b>Against Each Conference</b>	
Against the American.....	3-0-0
Against Big Ten Teams.....	69-61-26
Against the America East.....	1-0-0
Against the ACC.....	8-12-3
Against the Atlantic Sun.....	1-0-0
Against the Atlantic 10.....	3-3-0
Against Big 12 Teams.....	135-59-11
Against the Big East.....	9-4-3
Against the Big Sky.....	8-0-1
Against the Big West.....	5-2-0
Against the Colonial.....	1-0-0
Against Conference USA.....	8-0-0
Against the Great West.....	2-0-0
Against the Horizon League.....	3-0-1
Against Independents.....	7-0-0
Against the Ivy League.....	2-0-0
Against the Mid-American.....	3-1-0
Against the Mid-Continent.....	3-0-0
Against the Midwestern Collegiate.....	2-1-0
Against the Missouri Valley.....	14-4-3
Against the Mountain West.....	6-3-2
Against the Ohio Valley.....	4-0-0
Against the Pac-12.....	13-16-1
Against the Patriot League.....	1-0-0
Against the SEC.....	14-5-1
Against the Southland.....	4-0-0
Against the Summit League.....	6-1-1
Against the Sun Belt.....	2-1-0
Against the WAC.....	7-1-0
Against the West Coast.....	8-14-2
Non-Division I Teams.....	5-0-0
When Leading at the Half.....	273-11-19
When Trailing at the Half.....	20-114-4
When Tied at the Half.....	78-75-35
All-Time Score.....	1,434-787

## NEBRASKA

Points.....	39
(Nebraska 11, Arkansas-Little Rock 0, Aug. 27, 2000)	
Goals .....	11
3 times; most recent: (Nebraska 11, Drury 0, Sept. 3, 2000)	
Assists.....	17
(Nebraska 11, Arkansas-Little Rock 0, Aug. 27, 2000)	
Goalkeeper Saves.....	13
(Nebraska 0, Oklahoma 0, Oct. 14, 2010)	
Shots.....	60
(vs. Iowa State, Oct. 6, 1995)	
Shots on Goal.....	30
(vs. Arkansas-Little Rock, Aug. 27, 2000)	
Shots Allowed.....	33
(vs. Portland, Nov. 13, 2005)	
Shots on Goal Allowed.....	17
(vs. Penn State, Oct. 20, 2022)	
Fewest Shots .....	2
(at North Carolina, Sept. 7, 2003) (at Baylor, Aug. 31, 2012) (at Northwestern, March 21, 2021)	
Fewest Shots Allowed .....	0
4 times; most recent: (vs. Oral Roberts, Sept. 3, 1999)	
Corner Kicks .....	27
(Nebraska 7, Belmont 0, Sept. 6, 2002) (Nebraska 2, Murray State 0, Sept. 21, 2003)	
Fouls .....	28
(vs. Missouri, Nov. 8, 1998)	
Goals, Defeat.....	4
(Penn State 5, Nebraska 4, Oct. 14, 2011)	
Goals Allowed .....	6
(Notre Dame 6, Nebraska 0, Nov. 23, 1997) (North Carolina 6, Nebraska 0, Sept. 7, 2003) (Florida 6, Nebraska 1, Aug. 31, 2008) (Minnesota 6, Nebraska 3, Oct. 28, 2011) (Baylor 6, Nebraska 0, Sept. 2, 2018)	
Goals Allowed, Victory .....	4
(Nebraska 7, Kansas 4, Oct. 23, 2009) (Nebraska 5, Texas Tech 4, Oct. 3, 2010)	
Goals, First Half .....	7
(vs. Oklahoma State, Oct. 24, 1999) (vs. Arkansas-Little Rock, Aug. 27, 2000)	
Goals, Second Half .....	7
(Nebraska 10, Texas Tech 1, Nov. 3, 1999) (Nebraska 9, South Dakota 0, Sept. 18, 2009)	
Margin of Victory .....	11
3 times; most recent: (Nebraska 11, Drury 0, Sept. 3, 2000)	
Margin of Victory, Shutout.....	11
6 times; most recent: (Nebraska 11, Drury 0, Sept. 3, 2000)	
Margin of Victory, Home.....	11
3 times; most recent: (Nebraska 11, Drury 0, Sept. 3, 2000)	
Margin of Victory, Away.....	7
(Nebraska 7, Oklahoma 0, Oct. 26, 1997)	

Margin of Defeat .....	6
(Notre Dame 6, Nebraska 0, Nov. 23, 1997) (North Carolina 6, Nebraska 0, Sept. 7, 2003) (Baylor 6, Nebraska 0, Sept. 2, 2018)	
Margin of Defeat, Shutout.....	6
(Notre Dame 6, Nebraska 0, Nov. 23, 1997) (North Carolina 6, Nebraska 0, Sept. 7, 2003) (Baylor 6, Nebraska 0, Sept. 2, 2018)	
Margin of Defeat, Home.....	4
(Texas 4, Nebraska 0, Oct. 4, 2002) (Penn State 4, Nebraska 0, Oct. 12, 2012) (Ohio State 4, Nebraska 0, Oct. 14, 2012)	
Margin of Defeat, Away.....	6
(Notre Dame 6, Nebraska 0, Nov. 23, 1997) (North Carolina 6, Nebraska 0, Sept. 7, 2003) (Baylor 6, Nebraska 0, Sept. 2, 2018)	
Quickest Goal .....	0:19
(Stacy Bartels, at Minnesota, Oct. 28, 2011)	
Quickest Goal Allowed .....	0:39
(Simone Kolander, vs. Minnesota, Nov. 6, 2013)	
Quickest Goal, Second Half .....	45:23
(Mayme Conroy, at Illinois, Sept. 29, 2013)	
Quickest Goal Allowed, Second Half .....	45:19
(Nkem Ezurike, vs. Michigan, Oct. 2, 2011)	
Quickest Goal, Overtime.....	90:51
(Aysha Jamani, vs. Baylor, Oct. 6, 2006)	
Quickest Goal Allowed, Overtime.....	90:42
(Courtney Gaines, at Texas, Oct. 7, 2007)	
Shortest Span Between Goals.....	0:17
(Brittany Timko vs. Iowa State, Sept. 26, 2004)	
Shortest Span Between Goals Allowed.....	0:20
(at Baylor, Sept. 2, 2018)	



Freshman Christy Harms turned in a hat trick in Nebraska's 11-0 win over Drury on Sept. 3, 2000, as the Huskers set the team record for most goals in a single game.

## BOTH TEAMS

Attendance - Home .....	4,830
(vs. North Carolina, Aug. 30, 2002)	
Attendance - Away .....	5,108
(at Brigham Young, Aug. 31, 2013)	
Points.....	42
(vs. Colorado (NU 36), Oct. 13, 1996)	
Goals .....	12
(vs. Colorado (W, 10-2), Oct. 13, 1996)	
Assists.....	18
(vs. Colorado (NU 16), Oct. 13, 1996)	
Goalkeeper Saves.....	22
(vs. Northern Colorado (NU 7), Sept. 16, 2012)	
Shots.....	60
(vs. Iowa State (NU 60), Oct. 6, 1995) (vs. Arkansas-Little Rock (NU 59), Aug. 27, 2000)	
Shots on Goal.....	30
(vs. Arkansas-Little Rock (NU 30), Aug. 27, 2000)	
Fewest Shots .....	11
(vs. Oregon (NU 7), Aug. 24, 2018)	
Fewest Shots on Goal.....	4
(vs. Montana (NU 2), Sept. 3, 2017) (vs. Oregon State (NU 4), Aug. 26, 2018) (vs. Purdue (NU 2), Sept. 23, 2018)	
Corner Kicks .....	27
(vs. Minnesota (NU 19), Nov. 17, 1996) (vs. Belmont (NU 27), Sept. 6, 2002) (vs. Murray State (NU 27), Sept. 21, 2003)	
Fouls .....	48
(vs. Missouri (NU 28), Nov. 8, 1998)	
Longest Game .....	150:00
(vs. Notre Dame (4 OT), Nov. 28, 1999)	

## OPPONENTS

Points.....	21
North Carolina (Sept. 7, 2003)	
Goals .....	6
Notre Dame (Nov. 23, 1997) North Carolina (Sept. 7, 2003) Florida (Aug. 31, 2008) Minnesota (Oct. 28, 2011) Baylor (Sept. 2, 2018)	
Assists.....	9
North Carolina (Sept. 7, 2003)	
Shots .....	33
Portland (Nov. 13, 2005)	
Shots on Goal.....	16
North Carolina (Sept. 7, 2003)	
Goalkeeper Saves.....	19
Arkansas-Little Rock (Aug. 27, 2000)	
Corner Kicks .....	13
Texas (Oct. 26, 2003)	
Fouls .....	23
Arizona (Aug. 31, 2001)	
Victory Margin .....	6
Notre Dame, 6-0 (Nov. 23, 1997) North Carolina, 6-0 (Sept. 7, 2003) Baylor, 6-0 (Sept. 2, 2018)	

**WINS**

No.	Year	Wins
1.	1996	23
2.	1999	22
	2000	22
4.	2013	19
5.	1997	18
6.	1998	17
	2001	17
	2023	17

**WINNING PERCENTAGE**

No.	Year	Pct.	(Record)
1.	1996	.958	(23-1-0)
2.	1999	.920	(22-1-2)
3.	2000	.917	(22-2-0)
4.	1997	.818	(18-4-0)
5.	2013	.813	(19-4-1)
6.	1998	.795	(17-4-1)

**GAMES PLAYED**

No.	Year	Games
1.	1999	25
	2002	25
3.	1996	24
	2000	24
	2013	24
	2023	24
7.	2001	23
	2004	23
	2005	23

**HOME WINS**

No.	Year	Wins
1.	1996	13
2.	1997	12
	1999	12
	2001	12
5.	2000	11

**HOME WINNING PERCENTAGE**

No.	Year	Pct.	(Record)
1.	1996	1.000	(13-0-0)
	1997	1.000	(12-0-0)
	2001	1.000	(12-0-0)
4.	1999	.962	(12-0-1)
5.	2009	.909	(9-0-2)

**POINTS**

No.	Year	Points
1.	1999	316
2.	2000	298
3.	1996	251
4.	1998	225
5.	1997	224

**GOALS**

No.	Year	Goals
1.	1999	108
2.	2000	95
3.	1996	92
4.	1997	82
5.	1998	76

**ASSISTS**

No.	Year	Assists
1.	2000	108
2.	1999	100
3.	2023	74
4.	1998	73
5.	1996	67

**SHOTS**

No.	Year	Shots
1.	2000	656
2.	1999	587
3.	1996	534
4.	2001	532
5.	1997	483

**SHOTS ON GOAL**

No.	Year	SOG
1.	2000	323
2.	1996	314
3.	1999	309
4.	1998	249
5.	1997	241

**GOALS-AGAINST AVERAGE**

No.	Year	GAA
1.	2000	0.42
2.	1999	0.54
3.	1996	0.59
4.	2017	0.63
5.	1998	0.79

**GOALS ALLOWED**

No.	Year	Goals
1.	2000	10
2.	2017	13
3.	1999	14
4.	1996	15
5.	2020-21*	16

**SAVES**

No.	Year	Saves
1.	2002	135
2.	2003	123
3.	2004	114
4.	2001	112
5.	2005	106

**SHUTOUTS**

No.	Year	Shutouts
1.	2000	16
2.	1997	14
	2002	14
4.	1999	13
5.	1998	12

**SHOTS ALLOWED**

No.	Year	Shots
1.	2020-21*	139
2.	1995	154
3.	1997	166
4.	2017	172
5.	1994	175

**SHOTS ON GOAL ALLOWED**

No.	Year	SOG
1.	2020-21*	52
2.	2017	66
3.	1997	82
4.	1999	86
5.	2000	88

**CORNER KICKS**

No.	Year	Corners
1.	2000	265
2.	1999	253
3.	2002	205
4.	1998	196
5.	2001	187

**HOME ATTENDANCE****(Ranked by Total)**

No.	Year	Games	Total	Average
1.	1999	13	19,874	1,529
2.	2023	13	17,203	1,323
3.	2016	11	13,002	1,182
4.	2024	9	12,933	1,437
5.	2015	9	12,427	1,381
6.	1996	13	12,277	944
7.	2001	12	11,747	979

**ALL-TIME TEAM STREAKS**

Winning Streak .....	23
(Began Aug. 30, 1996; Ended Dec. 1, 1996)	
Unbeaten Streak .....	32
(Began Sept. 24, 1999; Ended Oct. 15, 2000)	
Losing Streak .....	5
(Began Oct. 14, 2007; Ended Nov. 2, 2007)	
(Began Sept. 25, 2011; Ended Oct. 16, 2011)	
Non-Winning Streak .....	10
(Began Oct. 14, 2007; Ended Sept. 7, 2008)	
Consecutive Home Wins .....	27
(Began Oct. 20, 1995; Ended Sept. 4, 1998)	
Consecutive Away Wins .....	13
(Began Oct. 1, 1999; Ended Sept. 25, 2001)	
Consecutive Neutral Site Wins .....	8
(Began Nov. 3, 1999; Ended Nov. 9, 2001)	
Consecutive Regular-Season Conference Wins .....	16
(Began Nov. 6, 1998; Ended Oct. 15, 2000)	
Consecutive Wins vs. Conference Teams .....	23
(Began Nov. 6, 1998; Ended Oct. 15, 2000)	
Consecutive Home Conference Wins .....	24
(Began Oct. 27, 1996; Ended Oct. 15, 2000)	
Consecutive Away Conference Wins .....	10
(Began Oct. 1, 1999; Ended Oct. 12, 2001)	
Consecutive Conference Tournament Wins .....	9
(Began Nov. 6, 1998; Ended Nov. 9, 2001)	
Consecutive Shutouts .....	9
(Began Sept. 18, 1997; Ended Oct. 24, 1997)	
Consecutive Shutout Minutes .....	936:59
(Began Sept. 14, 1997; Ended Oct. 24, 1997)	
Consecutive Conference Shutouts .....	7
(Began Nov. 8, 1998; Ended Oct. 15, 1999)	
Consecutive Conference Shutout Minutes .....	716:35
(Began Nov. 6, 1998; Ended Oct. 15, 1999)	
Consecutive Games With At Least One Goal .....	38
(Began Oct. 1, 1999; Ended Nov. 17, 2000)	
Consecutive Winning Seasons .....	12
(Began 1995; Ended 2006)	
Consecutive NCAA Tournaments .....	10
(Began 1996; Ended 2005)	
Consecutive NCAA Sweet 16 Appearances .....	7
(Began 1996; Ended 2002)	
Final Top 25 NSCAA Rankings .....	10
(Began 1996; Ended 2005)	
Final Top 10 NSCAA Rankings .....	5
(Began 1996; Ended 2000)	
Consecutive Weeks in NSCAA Top 25 .....	85
(Began Aug. 26, 1996; Ended Oct. 28, 2002)	

## WINS

Year	Wins	Home Wins
1994	14	7
1995	10	8
1996	23	13
1997	18	12
1998	17	10
1999	22	12
2000	22	11
2001	17	12
2002	16	7
2003	13	8
2004	14	7
2005	14	9
2006	10	8
2007	5	4
2008	10	8
2009	11	9
2010	13	9
2011	7	4
2012	7	3
2013	19	9
2014	8	7
2015	8	4
2016	11	8
2017	9	4
2018	9	5
2019	4	2
2020-21	2	2
2021	7	3
2022	8	6
2023	17	10
2024	6	5
<b>Total</b>	<b>364</b>	<b>224</b>

## GAMES PLAYED

Year	Games
1994	18
1995	18
1996	24
1997	22
1998	22
1999	25
2000	24
2001	23
2002	25
2003	22
2004	23
2005	23
2006	20
2007	19
2008	20
2009	20
2010	21
2011	18
2012	20
2013	24
2014	19
2015	17
2016	22
2017	19
2018	21
2019	18
2020-21	10
2021	18
2022	20
2023	24
2024	17
<b>Totals</b>	<b>618</b>

## WINNING PERCENTAGE

Year	Pct.	(Record)
1994	.778	(14-4-0)
1995	.556	(10-8-0)
1996	.958	(23-1-0)
1997	.818	(18-4-0)
1998	.795	(17-4-1)
1999	.920	(22-1-2)
2000	.917	(22-2-0)
2001	.761	(17-5-1)
2002	.700	(16-6-3)
2003	.614	(13-8-1)
2004	.609	(14-9-0)
2005	.630	(14-8-1)
2006	.575	(10-7-3)
2007	.368	(5-10-4)
2008	.525	(10-9-1)
2009	.650	(11-5-4)
2010	.642	(13-7-1)

2011	.416	(7-10-1)
2012	.375	(7-12-1)
2013	.813	(19-4-1)
2014	.474	(8-9-2)
2015	.529	(8-7-2)
2016	.614	(11-6-5)
2017	.605	(9-5-5)
2018	.548	(9-7-5)
2019	.333	(4-10-4)
2020-21	.350	(2-5-3)
2021	.444	(7-9-2)
2022	.525	(8-7-5)
2023	.771	(17-4-3)
2024	.382	(6-10-1)
<b>Totals</b>	<b>.632</b>	<b>(371-203-62)</b>

## HOME WINNING PERCENTAGE

Year	Pct.	(Record)
1994	.875	(7-1-0)
1995	.727	(8-3-0)
1996	1.000	(13-0-0)
1997	1.000	(12-0-0)
1998	.875	(10-1-1)
1999	.962	(12-0-1)
2000	.846	(11-2-0)
2001	1.000	(12-0-0)
2002	.666	(7-3-2)
2003	.888	(8-1-0)
2004	.539	(7-6-0)
2005	.731	(9-3-1)
2006	.679	(8-3-3)
2007	.550	(4-3-3)
2008	.773	(8-2-1)
2009	.909	(9-0-2)
2010	.900	(9-1-0)
2011	.450	(4-5-1)
2012	.350	(3-6-1)
2013	.818	(9-2)
2014	.667	(7-3-2)
2015	.500	(4-4-1)
2016	.818	(8-1-2)
2017	.556	(4-3-2)
2018	.600	(5-3-2)
2019	.389	(2-4-3)
2020-21	.500	(2-2-2)
2021	.375	(3-4-1)
2022	.615	(6-3-4)
2023	.846	(10-1-2)
2024	.556	(5-4)
<b>Totals</b>	<b>.728</b>	<b>(229-74-37)</b>

## POINTS

Year	Games	Goals	Assists	Points
1994	18	50	20	120
1995	18	48	44	140
1996	24	92	67	251
1997	22	82	60	224
1998	22	76	73	225
1999	25	108	100	316
2000	24	95	108	298
2001	23	68	60	196
2002	25	52	37	141
2003	22	40	39	119
2004	23	49	36	134
2005	23	45	46	136
2006	20	31	31	93
2007	19	25	16	66
2008	20	31	28	90
2009	20	62	57	181
2010	21	48	41	137
2011	18	43	38	124
2012	20	27	19	73
2013	24	54	44	152
2014	19	31	21	83
2015	17	23	16	62
2016	22	25	20	70
2017	19	30	23	83
2018	21	28	25	81
2019	18	12	6	30
2020-21	10	6	5	17
2021	18	30	30	90
2022	20	31	32	94
2023	24	67	74	208
2024	17	24	29	77
<b>Totals</b>	<b>636</b>	<b>1,433</b>	<b>1,245</b>	<b>4,011</b>

## GOALS

Year	Games	Goals
1994	18	50
1995	18	48
1996	24	92
1997	22	82
1998	22	76
1999	25	108
2000	24	95
2001	23	68
2002	25	52
2003	22	40
2004	23	49
2005	23	45
2006	20	31
2007	19	25
2008	20	31
2009	20	62
2010	21	48
2011	18	43
2012	20	27
2013	24	54
2014	19	31
2015	17	23
2016	22	25
2017	19	30
2018	21	28
2019	18	12
2020-21	10	6
2021	18	30
2022	20	31
2023	24	67
2024	17	24
<b>Totals</b>	<b>636</b>	<b>1,433</b>

## ASSISTS

Year	Games	Assists
1994	18	20
1995	18	44
1996	24	67
1997	22	60
1998	22	73
1999	25	100
2000	24	108
2001	23	60
2002	25	37
2003	22	39
2004	23	36
2005	23	46
2006	20	31
2007	19	16
2008	20	28
2009	20	57
2010	21	41
2011	18	38
2012	20	19
2013	24	44
2014	19	21
2015	17	16
2016	22	20
2017	19	23
2018	21	25
2019	18	6
2020-21	10	5
2021	18	30
2022	20	32
2023	24	74
2024	17	29
<b>Totals</b>	<b>636</b>	<b>1,216</b>

## SHOTS

Year	Games	Shots
1994	18	350
1995	18	476
1996	24	534
1997	22	483
1998	22	463
1999	25	587
2000	24	656
2001	23	532
2002	25	426
2003	22	382
2004	23	401
2005	23	393
2006	20	344
2007	19	327
2008	20	364
2009	20	422



2010	21	375
2011	18	309
2012	20	291
2013	24	398
2014	19	238
2015	17	190
2016	22	240
2017	19	302
2018	21	223
2019	18	187
2020-21	10	86
2021	18	282
2022	20	307
2023	24	445
2024	17	262
Totals	636	11,281

## SHOTS ON GOAL

Year	Games	SOG
1994	18	193
1995	18	235
1996	24	314
1997	22	241
1998	22	249
1999	25	309
2000	24	323
2001	23	210
2002	25	205
2003	22	172
2004	23	171
2005	23	186
2006	20	131
2007	19	147
2008	20	147
2009	20	179
2010	21	164
2011	18	149
2012	20	148
2013	24	183
2014	19	116
2015	17	92
2016	22	101
2017	19	124
2018	21	99
2019	18	70
2020-21	10	39
2021	18	144
2022	20	124
2023	24	209
2024	17	93
Totals	636	5,174

## GOALS-AGAINST AVERAGE

Year	Games	Minutes	GA	GAA
1994	18	1,672	19	1.06
1995	18	1,650	26	1.42
1996	24	2,279	15	0.59
1997	22	1,980	18	0.82
1998	22	2,062	18	0.79
1999	25	2,354	14	0.54
2000	24	2,160	10	0.42
2001	23	2,100	27	1.16
2002	25	2,311	22	0.85
2003	22	2,030	36	1.60
2004	23	2,087	29	1.25
2005	23	2,094	29	1.25
2006	20	1,901	24	1.14
2007	19	1,791	33	1.66
2008	20	1,857	28	1.36
2009	20	1,888	33	1.57
2010	21	1,914	34	1.60
2011	18	1,660	36	1.94
2012	20	1,858	38	1.84
2013	24	2,225	26	1.05
2014	19	1,771	33	1.73
2015	17	1,590	26	1.47
2016	22	2,109	20	0.85
2017	19	1,847	13	0.63
2018	21	1,992	29	1.31
2019	18	1,700	24	1.23
2020-21	10	976	16	1.48
2021	18	1,678	23	1.24
2022	20	1,800	33	1.65
2023	24	2,170	29	1.20
2024	17	1,530	31	1.82
Totals	636	58,946	792	1.24

## GOALS ALLOWED

Year	Games	Goals
1994	18	19
1995	18	26
1996	24	15
1997	22	18
1998	22	18
1999	25	14
2000	24	10
2001	23	27
2002	25	22
2003	22	36
2004	23	29
2005	23	29
2006	20	24
2007	19	33
2008	20	28
2009	20	33
2010	21	34
2011	18	36
2012	20	38
2013	24	26
2014	19	33
2015	17	26
2016	22	20
2017	19	13
2018	21	29
2019	18	24
2020-21	10	16
2021	18	23
2022	20	33
2023	24	29
2024	17	31
Totals	636	792

## SAVES

Year	Games	Saves
1994	18	61
1995	18	58
1996	24	89
1997	22	64
1998	22	72
1999	25	72
2000	24	78
2001	23	112
2002	25	135
2003	22	123
2004	23	114
2005	23	106
2006	20	73
2007	19	85
2008	20	74
2009	20	81
2010	21	102
2011	18	89
2012	20	97
2013	24	100
2014	19	59
2015	17	71
2016	22	78
2017	19	53
2018	21	60
2019	18	65
2020-21	10	36
2021	18	72
2022	20	84
2023	24	95
2024	17	73
Totals	636	2,457

## SHUTOUTS

Year	Games	Shutouts
1994	18	5
1995	18	7
1996	24	14
1997	22	11
1998	22	12
1999	25	13
2000	24	16
2001	23	7
2002	25	14
2003	22	4
2004	23	7
2005	23	6
2006	20	5
2007	19	4
2008	20	5
2009	20	3
2010	21	5

2011	18	3
2012	20	3
2013	24	8
2014	19	5
2015	17	6
2016	22	11
2017	19	8
2018	21	6
2019	18	4
2020-21	10	4
2021	18	8
2022	20	5
2023	24	7
2024	17	2
Totals	636	211

## SHOTS ALLOWED

Year	Games	Shots
1994	18	175
1995	18	154
1996	24	180
1997	22	166
1998	22	204
1999	25	187
2000	24	200
2001	23	248
2002	25	346
2003	22	319
2004	23	314
2005	23	311
2006	20	261
2007	19	241
2008	20	252
2009	20	253
2010	21	267
2011	18	272
2012	20	285
2013	24	373
2014	19	202
2015	17	217
2016	22	221
2017	19	172
2018	21	200
2019	18	176
2020-21	10	139
2021	18	213
2022	20	226
2023	24	306
2024	17	198
Totals	636	7,278

## SHOTS ON GOAL ALLOWED

Year	Games	SOG
1994	18	113
1995	18	132
1996	24	91
1997	22	82
1998	22	90
1999	25	86
2000	24	88
2001	23	139
2002	25	153
2003	22	159
2004	23	143
2005	23	135
2006	20	97
2007	19	118
2008	20	102
2009	20	114
2010	21	136
2011	18	125
2012	20	135
2013	24	127
2014	19	92
2015	17	97
2016	22	98
2017	19	66
2018	21	89
2019	18	89
2020-21	10	52
2021	18	101
2022	20	116
2023	24	123
2024	17	104
Totals	636	3,402

## CORNER KICKS

Year	Games	Corners
1994	18	103
1995	18	140
1996	24	182
1997	22	130
1998	22	196
1999	25	253
2000	24	265
2001	23	187
2002	25	205
2003	22	154
2004	23	148
2005	23	169
2006	20	146
2007	19	90
2008	20	129
2009	20	139
2010	21	126
2011	18	70
2012	20	100
2013	24	115
2014	19	96
2015	17	79
2016	22	103
2017	19	103
2018	21	94
2019	18	96
2020-21	10	31
2021	18	95
2022	20	104
2023	24	155
2024	17	100
Totals	636	4,103

## HOME ATTENDANCE

Year	Games	Total	Average
1994	8	2,056	257
1995	11	4,076	371
1996	13	12,277	944
1997	12	9,086	757
1998	12	11,062	922
1999	13	19,874	1,529
2000	13	10,867	836
2001	12	11,747	979
2002	12	11,440	953
2003	9	6,508	723
2004	13	10,749	827
2005	13	6,151	473
2006	14	5,681	406
2007	10	4,693	469
2008	11	5,885	535
2009	11	4,764	433
2010	10	5,231	523
2011	10	6,711	671
2012	10	4,038	404
2013	11	4,680	425
2014	12	4,368	364
2015	9	12,427	1,381
2016	11	13,002	1,182
2017	9	9,579	1,064
2018	10	10,287	1,029
2019	9	8,129	903
2020-21	6	704	117
2021	8	5,355	669
2022	13	12,124	933
2023	13	17,203	1,323
2024	9	12,933	1,437
Totals	336	265,663	791

## TEAM FINISHES

Year	NU Finish	Opponent
2023	Big Ten Semifinals	Wisconsin
2022	Big Ten Semifinals	Michigan State
2021	Did Not Qualify	N/A
2020-21	Did Not Qualify	N/A
2019	Did Not Qualify	N/A
2018	Big Ten Semifinals	Minnesota
2017	Did Not Qualify	N/A
2016	Big Ten First Round	Northwestern
2015	Did Not Qualify	N/A
2014	Did Not Qualify	N/A
2013	Big Ten Champion	Iowa
2012	Big Ten First Round	Ohio State
2011	Did Not Qualify	N/A
2010	Big 12 Semifinals	Oklahoma State
2009	Big 12 First Round	Oklahoma State
2008	Big 12 First Round	Colorado
2007	Did Not Qualify	N/A
2006	Big 12 First Round	Texas
2005	Big 12 Semifinals	Texas A&M
2004	Big 12 First Round	Texas
2003	Big 12 Semifinals	Missouri
2002	Big 12 Champion	Texas A&M
2001	Big 12 Semifinals	Texas A&M
2000	Big 12 Champion	Texas A&M
1999	Big 12 Champion	Missouri
1998	Big 12 Champion	Missouri
1997	Big 12 Runner-up	Texas A&M
1996	Big 12 Champion	Texas A&M

## TOURNAMENT RESULTS (24-14)

Date	Game	Result
Oct. 29, 2023	vs. Ohio State	W, 3-2
Nov. 2, 2023	vs. Wisconsin	L, 1-3
Oct. 30, 2022	vs. Ohio State	W, 4-0
Nov. 3, 2022	vs. Michigan State	L, 1-2
Nov. 2, 2018	vs. Minnesota	L, 0-2
Oct. 28, 2018	at Ohio State	T, 0-0 (2OT)
Oct. 30, 2016	at Northwestern	T, 0-0 (2OT)
Nov. 10, 2013	vs. Iowa	W, 1-0
Nov. 8, 2013	vs. Indiana	W, 3-1
Nov. 6, 2013	vs. Minnesota	W, 4-1
Oct. 31, 2012	vs. Ohio State	L, 0-1
Nov. 5, 2010	vs. Oklahoma State	L, 2-3 (OT)
Nov. 3, 2010	vs. Missouri	W, 4-1
Nov. 4, 2009	vs. Oklahoma State	L, 0-3
Nov. 5, 2008	vs. Colorado	L, 0-1
Nov. 1, 2006	vs. Texas	L, 0-1 (OT)
Nov. 4, 2005	vs. Texas A&M	L, 2-4
Nov. 2, 2005	vs. Kansas	W, 3-1
Nov. 3, 2004	vs. Texas	L, 0-2
Nov. 7, 2003	vs. Missouri	L, 2-3
Nov. 6, 2003	vs. Texas A&M	W, 2-1 (OT)
Nov. 10, 2002	vs. Texas A&M	W, 1-0
Nov. 8, 2002	vs. Texas	W, 2-1 (OT)
Nov. 7, 2002	vs. Kansas	W, 2-1
Nov. 9, 2001	vs. Texas A&M	L, 2-3
Nov. 8, 2001	vs. Baylor	W, 5-1
Nov. 4, 2000	vs. Texas A&M	W, 4-1
Nov. 3, 2000	vs. Baylor	W, 4-0
Nov. 1, 2000	vs. Kansas	W, 4-0
Nov. 6, 1999	vs. Missouri	W, 2-1
Nov. 4, 1999	vs. Baylor	W, 7-1
Nov. 3, 1999	vs. Texas Tech	W, 10-1

Nov. 9, 1998	vs. Missouri	W, 4-0
Nov. 7, 1998	vs. Texas A&M	W, 3-2 (3OT)

Nov. 9, 1997	vs. Texas A&M	L, 1-3
Nov. 7, 1997	vs. Baylor	W, 4-1

Nov. 10, 1996	vs. Texas A&M	W, 1-0 (2OT)
Nov. 9, 1996	vs. Missouri	W, 2-1

## GAME RECORDS

## Points

No.	Player (Opponent, Year)	Points
1.	Kim Engesser (Baylor, 1997)	8
2.	Kim Engesser (Missouri, 1998)	4
	Christine Latham (Baylor, 1999)	4
	Sharolta Nonen (Baylor, 1999)	4
	Kori Saunders (Texas Tech, 1999)	4
	Najah Williams (Texas Tech, 1999)	4
	Christine Latham (Kansas, 2000)	4
	Meghan Anderson (Baylor, 2000)	4
	Kelly Rheem (Baylor, 2001)	4
	Brittany Timko (Texas A&M, 2003)	4
	Jessie Bruch (Texas A&M, 2005)	4
	Jaycie Johnson (Indiana, 2013)	4

## Goals

No.	Player (Opponent, Year)	Goals
1.	Kim Engesser (Baylor, 1997)	4
2.	13 tied	2

## Assists

No.	Player (Opponent, Year)	Assists
1.	Florence Belzile (Ohio State, 2023)	3
2.	Jenny Benson (Missouri, 1999)	2
	Sharolta Nonen (Baylor, 1999)	2
	Sharolta Nonen (Texas Tech, 1999)	2
	Jenny Benson (Kansas, 2000)	2
	Christine Latham (Texas A&M, 2000)	2
	Jenna Cooper (Missouri, 2003)	2
	Jordan Jackson (Indiana, 2013)	2

## Shots

No.	Player (Opponent, Year)	Shots
1.	Morgan Marlborough (Missouri, 2010)	9
2.	Meghan Anderson (Missouri, 1999)	8
3.	Christine Latham (Kansas, 2000)	7
	Christine Latham (Texas A&M, 2000)	7
	Meghan Anderson (Texas A&M, 2001)	7
	Eleanor Dale (Ohio State, 2023)	7

## Shots on Goal

No.	Player (Opponent, Year)	SOG
1.	Eleanor Dale (Ohio State, 2023)	7
2.	Kim Engesser (Baylor, 1997)	5
	Christine Latham (Kansas, 2000)	5
	Morgan Marlborough (Missouri, 2010)	5
	Jaycie Johnson (Indiana, 2013)	5

## Minutes in Goal

No.	Player (Opponent, Year)	Minutes
1.	Karina LeBlanc (Texas A&M, 1998)	125:32
2.	Rebecca Hornbacher (Texas A&M, 1996)	117:47
3.	Aubrei Corder (Ohio State, 2018)	110:00
	Aubrei Corder (Northwestern, 2016)	110:00
5.	Tara Macdonald (Oklahoma State, 2010)	92:53

## Goalkeeper Saves

No.	Player (Opponent, Year)	Saves
1.	Karina LeBlanc (Texas A&M, 1998)	12
2.	Erin Miller (Texas A&M, 2001)	9
3.	Karina LeBlanc (Baylor, 1999)	8
	Erin Miller (Texas A&M, 2002)	8
	Erin Miller (Texas, 2002)	8

## Team Points

No.	Opponent	Points
1.	vs. Texas Tech, 1999	26
2.	vs. Baylor, 1999	20
3.	vs. Texas A&M, 2000	15
	vs. Baylor, 2001	15
5.	vs. Missouri, 1998	13



Nebraska won five Big 12 Tournaments, including the 1998 title.

## Team Goals

No.	Opponent	Goals
1.	vs. Texas Tech, 1999	10
2.	vs. Baylor, 1999	7
3.	vs. Baylor, 2001	5
4.	vs. Baylor, 1997	4
	vs. Missouri, 1998	4
	vs. Kansas, 2000	4
	vs. Baylor, 2000	4
	vs. Texas A&M, 2000	4
	vs. Missouri, 2010	4
	vs. Minnesota, 2013	4

## Team Assists

No.	Opponent	Assists
1.	vs. Baylor, 1999	8
2.	vs. Texas A&M, 2000	7
3.	vs. Missouri, 1998	5
	vs. Texas Tech, 1999	5
	vs. Ohio State, 2023	5

## Team Fouls

No.	Opponent	Fouls
1.	vs. Missouri, 1998	28
2.	vs. Texas, 2002	24
3.	vs. Texas A&M, 2002	23
4.	vs. Texas A&M, 1998	22
	vs. Texas A&M, 2001	22

## TOURNAMENT RECORDS

## Points

No.	Player (Year)	Points
1.	Kim Engesser (1997)	10
2.	Christine Latham (1999)	9
	Christine Latham (2000)	9
4.	Sharolta Nonen (1999)	6
	Kori Saunders (1999)	6
	Christy Harms (2000)	6
	Christine Latham (2002)	6
	Jessie Bruch (2005)	6
	Jaycie Johnson (2013)	6

## Goals

No.	Player (Year)	Goals
1.	Kim Engesser (1997)	5
2.	Christine Latham (1999)	4
3.	Kori Saunders (1999)	3

Christine Latham (2000)	3
Christy Harms (2000)	3
Christine Latham (2002)	3
Jessie Bruch (2005)	3
Jaycie Johnson (2013)	3

## Assists

No.	Player (Year)	Assists
1.	Sharolta Nonen (1999)	4
	Jenny Benson (2000)	4
3.	Jenny Benson (1999)	3
	Christine Latham (2000)	3
	Jenna Cooper (2003)	3
	Florence Belzile (2023)	3

## Shots

No.	Player (Year)	Shots
1.	Christine Latham (2000)	16
2.	Morgan Marlborough (2010)	13
3.	Meghan Anderson (2001)	12
	Jaycie Johnson (2013)	12
5.	Meghan Anderson (1999)	11
	Christine Latham (2002)	11
	Sarah Weber (2023)	11

## Shots on Goal

No.	Player (Year)	SOG
1.	Jaycie Johnson (2013)	9
2.	Christine Latham (2000)	8
3.	Kim Engesser (1997)	7
	Christine Latham (2002)	7
	Morgan Marlborough (2010)	7

## Minutes in Goal

No.	Player (Year)	Minutes
1.	Erin Miller (2002)	270:56
2.	Karina LeBlanc (2000)	270:00
3.	Emma Stevens (2013)	261:33
4.	Karina LeBlanc (1999)	257:32
5.	Karina LeBlanc (1998)	225:55

## Goalkeeper Saves

No.	Player (Year)	Saves
1.	Erin Miller (2002)	22
2.	Erin Miller (2001)	15
3.	Karina LeBlanc (1998)	13
	Karina LeBlanc (2000)	13
5.	Emma Stevens (2013)	11

## Team Points

No.	Year	Points
1.	1999	54
2.	2000	35
3.	2013	23
4.	2001	22
5.	1998	21

## Team Goals

No.	Year	Goals
1.	1999	19
2.	2000	12
3.	2013	8
4.	1998	7
	2001	7

## Team Assists

No.	Year	Assists
1.	1999	16
2.	2000	11
3.	2001	8
4.	1998	7
	2013	7

## Team Fouls

No.	Year	Fouls
1.	2002	59
2.	1998	50
	2000	50
4.	1999	41
5.	2001	39

## CAREER RECORDS

## Points

No.	Player (Years)	Points
1.	Christine Latham (1999-00-01-02)	28
2.	Kim Engesser (1997-98)	14
3.	Meghan Anderson (1998-99-00-01)	12
4.	Jenny Benson (1996-97-99-00)	10
	Eleanor Dale (2020-21-22-23)	10

## Goals

No.	Player (Years)	Goals
1.	Christine Latham (1999-00-01-02)	11
2.	Kim Engesser (1997-98)	7
3.	Eleanor Dale (2020-21-22-23)	5
4.	Kelly Rheem (1998-99-00-01)	4
	Jessie Bruch (2003-05-06-07)	4

## Game-Winning Goals

No.	Player (Years)	GWG
1.	Christine Latham (1999-00-01-02)	3
2.	Kelly Rheem (1998-99-00-01)	2
	Eleanor Dale (2020-21-22-23)	2
4.	Kristen Gay (1995-96-97-98)	1
	Becky Hogan (1995-96-97-98)	1
	Jenny Benson (1996-97-99-00)	1
	Lindsay Eddleman (1996-97-98-99)	1
	Kim Engesser (1997-98)	1
	Amy Walsh (1997-98-99)	1
	Shannon Tanaka (1998-99-00-01)	1
	Jenna Cooper (2001-02-03)	1
	Lindsey Greenwood (2000-01)	1
	Lindsey Ingram (2001-02-03-04)	1
	Brittany Timko (2003-04-05-06)	1
	Jessie Bruch (2003-05-06-07)	1
	Morgan Marlborough (2009-10)	1
	Jordan Jackson (2009-10-13)	1
	Kylie Greischar (2011-12-13)	1
	Jaycie Johnson (2013-14-15-16)	1

## Assists

No.	Player (Years)	Assists
1.	Jenny Benson (1996-97-99-00)	8
2.	Christine Latham (1999-00-01-02)	6
3.	Sharolta Nonen (1996-97-98-99)	5
4.	Isabelle Morneau (1996-97-98-99)	4
	Meghan Anderson (1998-99-00-01)	4
	Jenna Cooper (2001-02-03)	4
	Florence Belzile (2021-22-23)	4

## Game-Winning Assists

No.	Player (Years)	GWA
1.	Christine Latham (1999-00-01-02)	3
2.	Sharolta Nonen (1996-97-98-99)	2
	Christine Gluck (1997-98-99-00)	2
	Florence Belzile (2021-22-23)	2
5.	Jenny Benson (1996-97-99-00)	1
	Isabelle Morneau (1996-97-98-99)	1
	Najah Williams (1997-98-99-00)	1
	Meghan Anderson (1998-99-00-01)	1
	Becky Preston (1998-99-00-01)	1
	Kori Saunders (1999-00-01-02)	1
	Kari Hogan (2002-03-04)	1
	Brittany Timko (2003-04-05-06)	1
	Molly Thomas (2008-10)	1
	Jordan Jackson (2009-10-13)	1

## Shots

No.	Player	Shots
1.	Christine Latham (1999-00-01-02)	45
2.	Meghan Anderson (1998-99-00-01)	35
3.	Sarah Weber (2021-22-23)	19
4.	Jordan Jackson (2009-10-13)	17
5.	Isabelle Morneau (1996-97-98-99)	16
	Kim Engesser (1997-98)	16

## Shots on Goal

No.	Player (Years)	SOG
1.	Christine Latham (1999-00-01-02)	23
2.	Meghan Anderson (1998-99-00-01)	15
3.	Kim Engesser (1997-98)	13

4.	Eleanor Dale (2020-21-22-23)	12
5.	Isabelle Morneau (1996-97-98-99)	11

## Games Played

No.	Player (Years)	Games
1.	Christine Latham (1999-00-01-02)	11
	Kori Saunders (1999-00-01-02)	11
3.	Jenny Benson (1996-97-99-00)	10
	Christine Gluck (1997-98-99-00)	10
	Meghan Anderson (1998-99-00-01)	10
	Becky Preston (1998-99-00-01)	10
	Kelly Rheem (1998-99-00-01)	10
	Shannon Tanaka (1998-99-00-01)	10

## Games Started

No.	Player (Years)	Starts
1.	Jenny Benson (1996-97-99-00)	10
	Meghan Anderson (1998-99-00-01)	10
3.	Isabelle Morneau (1996-97-98-99)	9
	Becky Preston (1998-99-00-01)	9
5.	Lindsay Eddleman (1996-97-98-99)	8
	Christine Gluck (1997-98-99-00)	8
	Karina LeBlanc (1997-98-99-00)	8
	Shannon Tanaka (1998-99-00-01)	8
	Kelly Rheem (1998-99-00-01)	8
	Christine Latham (1999-00-01-02)	8
	Kori Saunders (1999-00-01-02)	8
	Katie Bunkers (2002-03-04-05)	8

## Goals-Against Average

No.	Player (Years)	GAA
1.	Aubrei Corder (2016-18)	0.58
2.	Karina LeBlanc (1997-98-99-00)	0.60
3.	Emma Stevens (2012-13)	0.77
4.	Rebecca Hornbacher (1996-97)	1.16
5.	Erin Miller (2000-01-02)	1.19

## Goals Allowed

No.	Player (Years)	Goals
1.	Aubrei Corder (2016-18)	2
	Katie Wright (2003-04)	2
	Brittany Pfeil (2007-08)	2
4.	Emma Stevens (2012-13)	3
5.	Jamie Klages (2005-06)	4
	Brooke Bredenberg (2003)	4

## NCAA TOURNAMENT RESULTS (20-13)

Date	Game	Result
Nov. 24, 2024	vs. Stanford	L, 1-2 (2OT)
Nov. 19, 2023	vs. UC Irvine	W, 4-0
Nov. 17, 2023	vs. Tennessee	W, 2-1
Nov. 10, 2023	vs. South Dakota St.	W, 5-2
Nov. 18, 2016	vs. UCLA	L, 0-2
Nov. 11, 2016	vs. South Dakota St.	T, 0-0 (2OT)
Nov. 22, 2013	vs. Boston College	L, 1-4
Nov. 15, 2013	vs. SE Louisiana	W, 4-0
Nov. 13, 2005	vs. Portland	L, 2-3
Nov. 11, 2005	vs. Creighton	W, 1-0
Nov. 20, 2004	at Illinois	L, 1-2
Nov. 14, 2004	at Kansas	W, 2-1 (OT)
Nov. 12, 2004	vs. Oral Roberts	W, 3-0
Nov. 16, 2003	at Portland	L, 1-4
Nov. 14, 2003	vs. Washington	W, 2-1
Nov. 23, 2002	at Santa Clara	L, 2-3
Nov. 17, 2002	vs. Yale	W, 1-0
Nov. 15, 2002	vs. Hartford	W, 2-0
Nov. 24, 2001	at Portland	L, 0-4
Nov. 17, 2001	vs. Brigham Young	W, 3-0
Nov. 15, 2001	vs. Boston College	W, 5-0
Nov. 17, 2000	vs. Connecticut	L, 0-1
Nov. 11, 2000	vs. Richmond	W, 4-0
Nov. 28, 1999	vs. Notre Dame	T, 1-1 (4OT)
Nov. 21, 1999	vs. Texas A&M	W, 1-0
Nov. 14, 1999	vs. Minnesota	W, 5-0
Nov. 20, 1998	at Notre Dame	L, 1-2
Nov. 15, 1998	vs. Texas A&M	W, 7-0
Nov. 23, 1997	at Notre Dame	L, 0-6
Nov. 16, 1997	vs. Michigan	W, 5-1
Dec. 1, 1996	at Portland	L, 0-1
Nov. 24, 1996	vs. Duke	W, 3-0
Nov. 17, 1996	vs. Minnesota	W, 3-2 (4OT)

## NCAA TOURNAMENT HOME ATTENDANCE (Average: 1,127)

Date	Game	Attendance
Nov. 28, 1999	vs. Notre Dame	3,702
Nov. 17, 2023	vs. Tennessee	2,318
Nov. 10, 2023	vs. South Dakota State	2,044
Nov. 14, 1999	vs. Minnesota	1,814
Nov. 19, 2023	vs. UC Irvine	1,717
Nov. 17, 1996	vs. Minnesota	1,544
Nov. 21, 1999	vs. Texas A&M	1,413
Nov. 11, 2016	vs. South Dakota State	1,257
Nov. 15, 2001	vs. Boston College	1,061
Nov. 24, 1996	vs. Duke	1,038
Nov. 15, 1998	vs. Texas A&M	974
Nov. 17, 2001	vs. Brigham Young	970
Nov. 11, 2005	vs. Creighton	848
Nov. 15, 2013	vs. Southeastern Louisiana	687
Nov. 16, 1997	vs. Michigan	668
Nov. 17, 2000	vs. Connecticut	661
Nov. 13, 2005	vs. Portland	517
Nov. 22, 2013	vs. Boston College	438
Nov. 11, 2000	vs. Richmond	432

## GAME RECORDS

Points	
No. Player (Opponent, Year)	Points
1. Jaycie Johnson (SE Louisiana, 2013)	8
2. Kim Engesser (Michigan, 1997)	6
Nikki Baker (Oral Roberts, 2004)	6
4. Lindsay Eddleman (Michigan, 1997)	5
Lindsay Eddleman (Texas A&M, 1998)	5
Meghan Anderson (Minnesota, 1999)	5
Goals	
No. Player (Opponent, Year)	Goals
1. Jaycie Johnson (SE Louisiana, 2013)	4
2. Kim Engesser (Michigan, 1997)	3
Nikki Baker (Oral Roberts, 2004)	3
4. Nine Tied	2
Assists	
No. Player (Opponent, Year)	Assists
1. Becky Hogan (Michigan, 1997)	2
Sharolta Nonen (Minnesota, 1999)	2
Meghan Anderson (BYU, 2001)	2
Jordan Jackson (SE Louisiana, 2013)	2
Shots	
No. Player (Opponent, Year)	Shots
1. Eleanor Dale (UC Irvine, 2023)	11
2. Lindsay Eddleman (Minnesota, 1996)	10
3. Isabelle Morneau (Minnesota, 1996)	9
Jaycie Johnson (SE Louisiana, 2013)	9
5. Christine Latham (Richmond, 2000)	8
Shots on Goal	
No. Player (Opponent, Year)	SOG
1. Jaycie Johnson (SE Louisiana, 2013)	7
2. Lindsay Eddleman (Minnesota, 1996)	4
Lindsay Eddleman (Michigan, 1997)	4
4. 10 Tied	3
Minutes in Goal	
No. Player (Opponent, Year)	Minutes
1. Karina LeBlanc (Notre Dame, 1999)	150:00
2. Rebecca Hornbacher (Minnesota, 1996)	148:43
3. Aubrei Corder (South Dakota St., 2016)	110:00
Sami Hauk (Stanford, 2023)	110:00
5. Katie Wright (Kansas, 2004)	94:19
Goalkeeper Saves	
No. Player (Opponent, Year)	Saves
1. Rebecca Hornbacher (Duke, 1996)	10
Rebecca Hornbacher (Minnesota, 1996)	10
Karina LeBlanc (Notre Dame, 1998)	10
Karina LeBlanc (Notre Dame, 1999)	10
Jamie Klages (Portland, 2005)	10
Team Points	
No. Opponent	Points
1. vs. Texas A&M, 1998	20
2. vs. Michigan, 1997	15
vs. Minnesota, 1999	15
vs. South Dakota State, 2023	15
5. vs. Boston College, 2001	13
Team Goals	
No. Opponent	Goals
1. vs. Texas A&M, 1998	7
2. vs. Michigan, 1997	5
vs. Minnesota, 1999	5
vs. Boston College, 2001	5
vs. South Dakota State, 2023	5
Team Assists	
No. Opponent	Assists
1. vs. Texas A&M, 1998	6
2. vs. Michigan, 1997	5
vs. Minnesota, 1999	5
vs. South Dakota State, 2023	5
5. vs. Richmond, 2000	4
vs. Brigham Young, 2001	4



Jaycie Johnson became the first freshman in NCAA history to score four goals in a tournament game with her performance against Southeastern Louisiana on Nov. 15, 2013.

vs. Southeastern Louisiana, 2013	4
vs. UC Irvine, 2023	4

Team Fouls	
No. Opponent	Fouls
1. vs. Minnesota, 1996	24
2. at Notre Dame, 1998	22
3. vs. Notre Dame, 1999	21
4. vs. Michigan, 1997	19
vs. Texas A&M, 1999	19

## TOURNAMENT RECORDS

Points	
No. Player (Year)	Points
1. Nikki Baker (2004)	8
Jaycie Johnson (2013)	8
Sarah Weber (2023)	8
4. Eleanor Dale (2023)	7
5. Kim Engesser (1997)	6
Meghan Anderson (1999)	6
Christine Latham (2001)	6
Christine Latham (2002)	6
Goals	
No. Player (Year)	Goals
1. Nikki Baker (2004)	4
Jaycie Johnson (2013)	4
Sarah Weber (2023)	4
4. Kim Engesser (1997)	3
Christine Latham (2001)	3
Christine Latham (2002)	3
Eleanor Dale (2023)	3
Assists	
No. Player (Year)	Assists
1. Meghan Anderson (2001)	3
2. Becky Hogan (1997)	2
Meghan Anderson (1999)	2
Sharolta Nonen (1999)	2
Kori Saunders (2001)	2
Jordan Jackson (2013)	2
Lauryn Anglim (2023)	2
Abbey Schwarz (2023)	2
Jordan Zade (2023)	2
Shots	
No. Player (Year)	Shots
1. Eleanor Dale (2023)	21
2. Sarah Weber (2023)	19

3. Lindsay Eddleman (1996)	15
4. Christine Latham (2000)	13
5. Isabelle Morneau (1996)	11
Brittany Timko (2005)	11
Jaycie Johnson (2013)	11

Shots on Goal	
No. Player (Year)	SOG
1. Sarah Weber (2023)	10
2. Jaycie Johnson (2013)	9
2. Lindsay Eddleman (1996)	7
Eleanor Dale (2023)	7
4. Christine Latham (2002)	6
Nikki Baker (2004)	6

Minutes in Goal	
No. Player (Year)	Minutes
1. Sami Hauk (2023)	377:54
2. Karina LeBlanc (1999)	330:00
3. Rebecca Hornbacher (1996)	328:43
4. Katie Wright (2004)	274:19
5. Erin Miller (2001)	270:00
Erin Miller (2002)	270:00

Goalkeeper Saves	
No. Player (Year)	Saves
1. Rebecca Hornbacher (1996)	23
2. Karina LeBlanc (1999)	20
Katie Wright (2004)	20
4. Erin Miller (2002)	19
5. Sami Hauk (2023)	18

Team Points	
No. Year	Points
1. 2023	36
2. 1998	23
2001	23
4. 1999	21
5. 1997	15
2004	15
2013	15

Team Goals	
No. Year	Goals
1. 2023	12
2. 1998	8
2001	8
4. 1999	7
5. 1996	6
2004	6

Team Assists	
No. Year	Assists
1. 2023	12
2. 1998	7
1999	7
2001	7
5. 1997	5
2013	5

Team Fouls	
No. Year	Fouls
1. 1999	55
2. 2001	47
3. 2023	41
4. 1996	40
5. 2004	37

## CAREER RECORDS

Points	
No. Player (Years)	Points
1. Meghan Anderson (1998-99-00-01)	14
Christine Latham (1999-00-01-02)	14
3. Lindsay Eddleman (1996-97-98-99)	13
4. Nikki Baker (2002-03-04-05)	10
5. Kim Engesser (1997-98)	9

Goals	
No. Player (Years)	Goals
1. Christine Latham (1999-00-01-02)	6
2. Lindsay Eddleman (1996-97-98-99)	5
Nikki Baker (2002-03-04-05)	5
4. Kim Engesser (1997-98)	4
Meghan Anderson (1998-99-00-01)	4
Jaycie Johnson (2013-14-15-16)	4
Sarah Weber (2021-22-23)	4

Game-Winning Goals	
No. Player (Years)	GWG
1. Christine Latham (1999-00-01-02)	3
2. Nikki Baker (2002-03-04-05)	2
3. Becky Hogan (1995-96-97-98)	1
Kari Uppinghouse (1995-96-97)	1
Lindsay Eddleman (1996-97-98-99)	1
Lauren Tatum (1997-98-99-00)	1
Meghan Anderson (1998-99-00-01)	1
Becky Preston (1998-99-00-01)	1
Najah Williams (1998-99-00-01)	1
Breanna Boyd (1999-00-01-02)	1
Jenna Cooper (2001-02-03)	1
Brittany Timko (2003-05)	1
Jaycie Johnson (2013-14-15-16)	1
Ella Guyott (2022-23)	1
Abbey Schwarz (2021-22-23)	1
Sarah Weber (2021-22-23)	1

Assists	
No. Player (Years)	Assists
1. Meghan Anderson (1998-99-00-01)	6
2. Becky Hogan (1995-96-97-98)	3
Lindsay Eddleman (1996-97-98-99)	3
Sharolta Nonen (1996-97-98-99)	3
Kori Saunders (1999-00-01-02)	3

Game-Winning Assists	
No. Player (Years)	GWA
1. Lindsay Eddleman (1996-97-98-99)	2
2. Tanya Franck (1994-96-97)	1
Becky Hogan (1995-96-97-98)	1
Sharolta Nonen (1996-97-98-99)	1
Meghan Anderson (1998-99-00-01)	1
Kori Saunders (1999-00-01-02)	1
Kari Hogan (2002-03-04)	1
Abby Penas (2003-04-05)	1
Jordan Jackson (2013)	1
Ella Guyott (2022-23)	1
Gwen Lane (2020-21-22-23)	1
Haley Peterson (2021-22-23)	1
Sadie Waite (2022-23)	1
Jordan Zade (2021-22-23)	1

Shots	
No. Player (Years)	Shots
1. Christine Latham (1999-00-01-02)	39
2. Lindsay Eddleman (1996-97-98-99)	31
3. Meghan Anderson (1998-99-00-01)	27
4. Eleanor Dale (2020-21-22-23)	21
5. Nikki Baker (2002-03-04-05)	19
Sarah Weber (2021-22-23)	19

Shots on Goal	
No. Player (Years)	SOG
1. Lindsay Eddleman (1996-97-98-99)	19
2. Meghan Anderson (1998-99-00-01)	11
Christine Latham (1999-00-01-02)	11
4. Sarah Weber (2021-22-23)	10
5. Jenny Benson (1996-97-99-00)	9
Nikki Baker (2002-03-04-05)	9
Jaycie Johnson (2013-14-15-16)	9

Games Played	
No. Player (Years)	Games
1. Breanna Boyd (1999-00-01-02)	11
Christine Latham (1999-00-01-02)	11
Kori Saunders (1999-00-01-02)	11
4. Nine tied	10

Games Started	
No. Player (Years)	Starts
1. Jenny Benson (1996-97-99-00)	10
Lindsay Eddleman (1996-97-98-99)	10
Isabelle Morneau (1996-97-98-99)	10
Meghan Anderson (1998-99-00-01)	10
Nikki Baker (2002-03-04-05)	10
Katie Bunkers (2002-03-04-05)	10
7. Becky Preston (1998-99-00-01)	8
Shannon Tanaka (1998-99-00-01)	8
Christine Latham (1999-00-01-02)	8
Kori Saunders (1999-00-01-02)	8
Jenna Cooper (2001-02-03)	8

Goals-Against Average	
No. Player (Years)	GAA
1. Karina LeBlanc (1997-98-99-00)	0.64
2. Aubrei Corder (2016)	0.90
3. Erin Miller (2001-02)	1.17
4. Jamie Klages (2005)	1.50
5. Katie Wright (2003-04)	1.59
6. Rebecca Hornbacher (1996-97)	1.62

Goals Allowed	
No. Player (Years)	Goals
1. Aubrei Corder (2016)	2
2. Jamie Klages (2005)	3
3. Emma Stevens (2013)	4
4. Karina LeBlanc (1997-98-99-00)	5
Sami Hauk (2021-22-23)	5

Minutes in Goal	
No. Player (Years)	Minutes
1. Karina LeBlanc (1997-98-99-00)	700
2. Erin Miller (2001-02)	540
3. Rebecca Hornbacher (1996-97)	499
4. Katie Wright (2003-04)	454
5. Sami Hauk (2021-22-23)	378

Saves	
No. Player (Years)	Saves
1. Karina LeBlanc (1997-98-99-00)	48
2. Erin Miller (2001-02)	36
3. Katie Wright (2003-04)	35
4. Rebecca Hornbacher (1996-97)	31
5. Sami Hauk (2021-22-23)	18

Wins	
No. Player (Years)	Wins
1. Karina LeBlanc (1997-98-99-00)	4
Erin Miller (2001-02)	4
3. Rebecca Hornbacher (1996-97)	3
Katie Wright (2003-04)	3
5. Jamie Klages (2005)	1
Emma Stevens (2013)	1

Games Started in Goal	
No. Player (Years)	Starts
1. Karina LeBlanc (1997-98-99-00)	7
2. Erin Miller (2001-02)	6
3. Rebecca Hornbacher (1996-97)	5
Katie Wright (2003-04)	5
5. Sami Hauk (2021-22-23)	3

Games Played in Goal	
No. Player (Years)	Games
1. Karina LeBlanc (1997-98-99-00)	8
2. Erin Miller (2001-02)	6
3. Rebecca Hornbacher (1996-97)	5
Katie Wright (2003-04)	5
5. Sami Hauk (2021-22-23)	4

(1994-2023)

\*-Big Ten Tournament Game

#-Big 12 Tournament Game

@-NCAA Tournament Game

Opponent (last meeting) W-L-T  
Year Result Site Score

Akron (2009) 1-0-0  
2009 W H 7-1

Alabama (1996) 1-0-0  
1996 W H 2-0

Alabama-Birmingham (2005) 2-0-0  
2005 W H 4-0  
2001 W H 2-1

Arizona (2022) 4-2-1  
2022 T H 1-1  
2021 L A 2-3  
2010 W N 3-0  
2001 W H 4-2  
1995 L H 1-2  
1994 W A 3-1  
1994 W N 2-1

Arizona State (2021) 0-2-1  
2021 L N 2-3  
2010 L A 0-5  
2009 T H 1-1 (2OT)

Arkansas (2013) 3-1-0  
2013 L A 1-2  
2011 W H 6-0  
1997 W H 8-0  
1995 W A 3-0

Arkansas-Little Rock (2000) 1-0-0  
2000 W H 11-0

Baker University (1994) 1-0-0  
1994 W H 4-0

Baylor (2023) 14-8-3  
2023 W H 2-1  
2021 W A 2-1  
2019 T H 1-1 (2OT)  
2018 L A 0-6  
2012 L A 0-3  
2011 T H 1-1 (2OT)  
2010 L A 1-2  
2009 T H 1-1 (2OT)  
2008 L A 0-1  
2007 L H 1-4  
2006 W H 2-1  
2005 W A 1-0  
2004 L H 3-4  
2003 L A 1-2  
2002 W A 4-0  
2001 W N# 5-1  
2001 W H 4-0  
2000 W N# 4-0  
2000 W A 3-0  
1999 W N# 7-1  
1999 W H 1-0  
1998 L A 0-1  
1997 W N# 4-1  
1997 W H 2-0  
1996 W A 2-1

Belmont (2002) 1-0-0  
2002 W H 7-0

Brigham Young (2018) 4-2-1  
2018 T H 2-2 (2OT)  
2016 W A 1-0  
2015 L H 0-2  
2013 L A 0-3  
2001 W H@ 3-0  
2001 W H 2-0  
1995 W H 2-0

Boston College (2013) 1-1-0  
2013 L H@ 1-4  
2001 W H@ 5-0

Butler (2014) 1-0-0  
2014 W H 1-0

Cal State Fullerton (2010) 1-0-0  
2010 W H 3-1

Central Michigan (2015) 1-1-0  
2015 W H 4-3 (2OT)  
2006 L H 1-2

Cincinnati (2013) 2-0-0  
2013 W H 4-1  
2012 W A 2-1

Clemson (2019) 1-2-1  
2019 L H 0-2  
2016 L A 2-5  
1999 T A 0-0 (2 OT)  
1998 W H 4-1

College of St. Mary (1994) 1-0-0  
1994 W H 5-1

Colorado (2010) 8-8-2  
2010 L A 1-2  
2009 L A 0-1  
2008 L N# 0-1  
2008 L H 1-2  
2007 L A 0-4  
2006 T H 1-1  
2005 W A 2-1  
2004 L H 0-2  
2003 L A 1-3  
2002 W H 4-0  
2001 T A 1-1  
2000 W H 4-0  
1999 W A 9-0  
1998 W H 1-0  
1997 W A 5-1  
1996 W H 10-2

Colorado College (2005) 2-1-0  
2005 L H 0-1  
1996 W H 5-2  
1994 W A 2-1

Colorado State (2024) 1-0-0  
2024 W H 3-2

Connecticut (2000) 2-1-0  
2000 L H@ 0-1  
2000 W A 2-0  
1999 W H 4-1

Creighton (2024) 5-3-2  
2024 W H 5-2  
2023 T A 2-2  
2005 W H@ 1-0  
2004 W A 3-2  
2004 W H 4-2  
2002 T H 1-1  
2000 W H 2-0  
1995 L H 0-1  
1994 L A 0-1 (2OT)  
1994 L H 1-3

Dartmouth (2000) 1-0-0  
2000 W N 2-0

Dayton (2016) 1-0-0  
2016 W H 3-1

Denver (2013) 2-1-0  
2013 W H 2-1  
2011 L A 2-3  
1999 W H 2-0

DePaul (2015) 3-1-0  
2015 W A 3-1  
2014 L H 1-2  
2003 W H 1-0  
1997 W H 4-1

Drake (2012) 2-1-2  
2012 L H 0-1  
2008 T H 0-0 (2OT)  
2007 T A 1-1 (2OT)  
2006 W H 4-0  
2002 W H 4-0

Drury (2000) 1-0-0  
2000 W H 11-0

Duke (2024) 3-3-0  
2018 L A 1-3  
2003 L N 1-3  
1997 W A 5-0  
1996 W H@ 3-0  
1996 W A 3-1

Eastern Illinois (2004) 1-0-0  
2004 W H 4-0

Eastern Washington (2023) 1-0-0  
2023 W A 6-0

Evansville (2001) 1-0-0  
2001 W H 5-1

Florida (2008) 1-2-1  
2008 L A 1-6  
2007 T H 1-1 (2OT)  
2002 L A 0-1  
2000 W H 7-2

Florida State (1995) 1-0-0  
1995 W H 6-0

Georgia (2007) 0-1-0  
2007 L N 1-2

Gonzaga (2023) 1-1-0  
2023 W A 3-1  
2019 L H 1-2

Green Bay (2009) 1-0-0  
2009 W H 3-1

Hartford (2002) 1-0-0  
2002 W N@ 2-0

Illinois (2024) 7-8-0  
2024 W H 1-0  
2023 W A 4-2  
2022 W H 3-1  
2021 W A 3-1  
2020-21 L A 1-3  
2019 W H 1-0  
2018 L H 1-2  
2016 W H 2-0  
2015 L A 1-3  
2014 L H 0-3  
2013 W A 3-2  
2012 L A 1-4  
2011 L H 1-3  
2005 L A 0-1  
2004 L A@ 1-2

Indiana (2024) 10-1-1  
2024 W H 3-1  
2022 W A 2-0  
2019 W A 2-0  
2018 W H 4-3 (OT)  
2017 T A 1-1 (2OT)  
2016 W H 1-0  
2014 W H 3-0  
2013 W N\* 3-1  
2013 W H 3-1  
2012 W H 2-1  
2011 L A 1-2  
2010 W A 3-1

Indiana State (2002) 1-0-0  
2002 W H 2-0

Iowa (2024) 12-5-1  
2024 L A 0-2  
2023 W H 4-2  
2022 L A 0-4  
2021 L H 3-4  
2020-21 W H 1-0  
2019 L A 0-1  
2018 L H 1-2  
2017 T A 0-0 (2OT)  
2016 W H 1-0  
2015 W A 5-3  
2014 W H 2-1  
2013 W N\* 1-0  
2013 W H 2-1  
2012 W A 2-1 (OT)  
2011 W H 1-0 (OT)  
2010 W H 3-1  
2006 W H 1-0

2003 W H 3-0  
Iowa State (2010) 13-2-1  
2010 W H 4-1  
2009 W H 2-1 (OT)  
2008 W A 3-1  
2007 T H 2-2 (2OT)  
2006 L A 3-2 (OT)  
2005 L H 0-2  
2004 W A 3-2  
2003 W H 5-1  
2002 W A 2-0  
2001 W H 4-0  
2000 W A 2-0  
1999 W H 7-0  
1998 W A 4-2  
1997 W H 7-0  
1996 W A 6-0  
1995 W H 4-0

IUPUI (2010) 1-0-0  
2010 W H 4-0

Kansas (2019) 18-4-2  
2019 L A 0-4  
2017 W A 3-0  
2016 W H 1-0 (2OT)  
2015 W H 3-0  
2010 W H 2-1  
2009 W A 7-4  
2008 W H 2-1 (2OT)  
2007 L A 1-3  
2006 L H 0-1  
2005 W N# 3-1  
2005 T H 0-0 (2OT)  
2004 W A@ 2-1 (OT)  
2004 W A 1-0  
2003 L H 0-1  
2002 W N# 2-1  
2002 T A 1-1  
2001 W H 2-0  
2000 W N# 4-0  
2000 W A 3-0  
1999 W H 8-1  
1998 W A 1-0  
1997 W H 6-0  
1996 W A 2-0  
1995 W H 8-1

Kansas City (2024) 1-0-0  
2024 W H 5-1

Kansas State (2023) 1-0-0  
2023 W A 4-0

Kentucky (1999) 2-0-0  
1999 W A 5-1  
1997 W H 3-0

Lamar (2009) 2-0-0  
2009 W H 7-1  
2007 W A 4-0

Lehigh (2009) 0-1-0  
2009 L N 1-3

Long Beach State (2019) 1-0-0  
2019 W A 2-1

Loyola-Chicago (2021) 5-0-0  
2021 W H 3-0  
2010 W H 2-0  
2006 W H 3-2  
1998 W H 11-0  
1995 W H 4-2

Loyola Maryland (2010) 1-0-0  
2010 W H 2-0

Loyola Marymount (1996) 1-0-0  
1996 W H 9-1

Marquette (2016) 3-0-0  
2016 W H 2-1  
2014 W A 3-2  
1994 W H 2-1

Maryland (2024) 6-1-1  
2024 L A 0-2

2023 W H 3-0  
2021 T A 0-0 (2 OT)  
2019 W H 2-0  
2018 W A 2-1 (OT)  
2017 W H 3-0  
2015 W H 1-0  
2014 W H 4-3 (OT)

Memphis (2002) 1-0-0  
2002 W H 3-0

Michigan (2024) 2-11-3  
2024 L A 2-3  
2022 W A 1-0  
2021 L H 2-3  
2020-21 L H 2-3  
2019 L A 1-4  
2018 T H 1-1 (2OT)  
2017 T A 1-1 (2OT)  
2016 L H 1-2  
2015 L A 0-2  
2014 L A 1-3  
2013 L H 1-2  
2012 L A 1-2 (2OT)  
2011 L H 1-2  
2003 T N 1-1 (2OT)  
1997 W H@ 5-1  
1994 L N 0-2

Michigan State (2024) 4-6-2  
2024 L A 1-4  
2022 L N\* 1-2  
2021 T H 2-2 (2OT)  
2020-21 L A 0-2  
2018 W H 2-0  
2017 W A 3-0  
2016 W H 2-0  
2015 T A 0-0 (2OT)  
2014 L A 1-3  
2013 W H 1-0  
2012 L A 1-2  
2011 L H 0-1

Minnesota (2023) 10-7-2  
2023 W H 2-0  
2022 W H 1-0  
2021 W A 2-0  
2020-21 T A 0-0 (2OT)  
2019 T A 1-1 (2OT)  
2018 L N\* 0-2  
2017 L H 0-1 (2OT)  
2016 L A 0-3  
2015 L H 0-3  
2014 L A 1-3  
2013 W N\* 4-1  
2013 W A 1-0  
2012 L H 2-4  
2011 L A 3-6  
2005 W H 3-1  
2000 W A 4-0  
1999 W H@ 5-0  
1997 W H 3-1  
1996 W H@ 3-2 (4OT)

Mississippi State (2003) 1-0-0  
2003 W H 1-0

Missouri (2023) 21-3-0  
2023 W A 5-0  
2021 W A 5-0  
2017 W H 3-0  
2015 W A 1-0  
2010 W N# 4-1  
2009 L A 0-5  
2008 W H 3-2 (2OT)  
2007 L A 1-3  
2006 W A 2-0  
2005 W H 3-1  
2004 W A 2-1 (2OT)

2003 L N# 2-3	1998 L A@ 1-2	Oregon State (2024) 3-0-0	San Diego (2013) 2-0-0	1994 W A 3-1
2003 W H 3-1	1997 L A@ 0-6	2024 W A 2-1	2013 W N 2-1	Texas A&M (2010) 14-12-0
2002 W A 4-0		2018 W H 3-0	1997 W H 5-0	2010 L H 1-2
2001 W H 5-1	Oakland (2008) 1-0-0	2016 W A 2-1 (2OT)		2009 W H 2-1
2000 W A 2-0	2008 W H 3-2 (OT)		San Diego State (2022) 1-2-1	2008 L A 0-2
1999 W N# 2-1		Pacific (2004) 0-1-0	2022 L H 1-2	2007 L H 4-1
1999 W H 5-1	Ohio State (2023) 7-4-3	2004 L H 1-2	2017 L H 1-2 (2OT)	2006 L A 0-2
1998 W N# 4-0	2023 W H* 3-2	Park College (1994) 1-0-0	2007 T H 0-0 (2OT)	2005 L N# 2-4
1998 W A 3-1	2023 W A 2-1	1994 W H 4-1	2005 W H 3-2	2005 L A 0-4
1997 W H 4-0	2022 W H* 4-0			2004 L H 1-2
1996 W N# 2-1	2022 T H 2-2	Penn State (2024) 3-8-2	San Francisco (2013) 1-0-0	2003 W N# 2-1 (OT)
1996 W A 8-2	2018 T A* 0-0 (2OT)	2024 L H 0-1	2013 W N 3-0	2003 W A 2-1
Missouri State (2007) 3-0-0	2018 T A 1-1 (2OT)	2023 L A 0-1		2002 W N# 1-0
2007 W H 2-1	2017 L H 0-1	2022 W H 4-2	Santa Clara (2002) 0-2-0	2002 L H 2-3
2000 W H 5-0	2016 W A 3-0	2020-21 L H 0-3	2002 L A@ 2-3	2001 L N# 2-3
1998 W H 7-0	2015 W H 2-0	2019 L H 0-1	1999 L N 1-2	2001 W A 4-2
Montana (2017) 3-0-0	2014 L A 1-3	2018 W A 1-0		2000 W N# 4-1
2017 W N 1-0	2013 W H 1-0	2017 T H 1-1 (2OT)	Southeastern Louisiana (2013) 1-0-0	2000 W H 2-1
2004 W H 2-1	2012 L N* 0-1	2016 L A 1-2	2013 W H@ 4-0	1999 W H@ 1-0
1994 W A 2-1 (2OT)	2012 L H 0-4	2015 T H 1-1 (2OT)		1999 W A 1-0
	2011 W A 3-2	2014 L A 1-3	Stanford (2023) 2-3-0	1998 W H@ 7-0
Murray State (2003) 1-0-0	Oklahoma (2024) 15-6-2	2013 W H 3-2 (2OT)	2023 L A@ 1-2 (2OT)	1998 W N# 3-2 (3OT)
2003 W H 2-0	2024 L A 0-1	2012 L H 0-4	2004 L H 0-1	1998 W H 2-0
	2023 W H 2-0	2011 L A 4-5	1999 W A 2-1	1997 L N# 1-3
New Mexico (2012) 1-1-0	2022 W H 2-1		1998 W H 3-0	1997 L A 0-1
2012 W H 2-0	2021 L A 0-1 (2OT)	Pittsburgh (2017) 1-0-0	1994 L N 2-4	1996 W N# 1-0 (2OT)
2010 L A 0-3	2019 T H 0-0 (2OT)	2017 W H 3-0		1996 W H 1-0
North Carolina (2015) 0-4-1	2018 W A 2-1		Stephen F. Austin (2008) 1-0-0	1995 L A 0-2
2015 L H 0-3	2014 L H 1-2 (2OT)	Portland (2024) 1-9-1	2008 W H 2-1	
2011 L H 1-2	2012 L A 1-2	2024 L A 0-1		Texas Christian (2006) 3-0-0
2004 L H 0-1	2010 T A 0-0 (2OT)	2022 L H 0-2	South Dakota (2017) 2-0-0	2006 W H 4-0
2003 L A 0-6	2009 W H 5-2	2005 L H@ 2-3	2017 W H 3-0	1996 W N 4-0
2002 T H 1-1	2008 W A 1-0	2003 L A@ 1-4	2009 W H 9-0	1994 W H 6-0
North Carolina State (2022) 1-0-1	2007 W H 1-0	2002 L A 0-4		
2022 T H 0-0	2006 W A 1-0	2001 L A@ 0-4	South Dakota State (2023) 2-0-1	
2018 W A 2-1	2005 W H 2-1	2001 L A 0-3	2023 W H@ 5-2	Texas Tech (2010) 15-1-1
North Dakota (2014) 2-0-0	2004 L A 0-1	1999 W H 3-2 (2OT)	2023 W H 2-1	2010 W A 5-4 (OT)
2014 W H 4-0	2003 W H 2-1 (OT)	1998 T H 1-1 (2OT)	2016 T H@ 0-0 (2OT)	2009 T A 3-3 (2OT)
2009 W H 6-1	2002 W H 1-0	1996 L A@ 0-1		2008 W H 3-0
North Dakota State (2008) 1-0-0	2001 W A 2-0	1995 L A 0-3	Southeast Missouri State (2013) 2-0-0	2007 L A 1-2
2008 W H 3-0	2000 L H 1-2		2013 W H 4-0	2006 W H 2-1
North Texas (2006) 1-0-0	1999 W A 3-1	Purdue (2023) 9-5-1	2012 W H 4-0	2005 W A 4-1
2006 W H 3-2	1998 W H 7-0	2023 W H 2-0		2004 W H 3-0
Northern Arizona (2011) 1-0-0	1997 W A 7-0	2022 T A 1-1	Southern California (2022) 3-2-1	2003 W A 3-1
2011 W H 8-1	1996 W H 8-0	2021 L H 1-3	2022 T H 1-1	2002 W A 4-0
Northern Colorado (2012) 2-0-1	Oklahoma State (2024) 10-8-0	2020-21 W H 2-1	2019 L A 0-2	2001 W H 8-1
2012 T H 1-1 (2OT)	2024 L H 0-2	2019 L A 0-1	2001 W A 3-2	2000 W A 4-1
2009 W A 3-0	2010 L N# 2-3 (OT)	2018 W H 1-0	1998 W A 2-0	1999 W N# 10-1
2004 W H 7-0	2010 L A 2-4	2017 W A 3-2 (OT)	1997 W H 2-1	1999 W H 1-0
Northern Iowa (2001) 1-0-0	2009 L N# 0-3	2015 L A 1-2	1995 L A 0-4	1998 W A 7-0
2001 W H 3-1	2009 W H 2-0	2014 W H 1-0		1997 W H 5-0
Northwestern (2023) 7-6-3	2008 L A 1-2	2013 W A 4-0	Southern Methodist (2014) 2-1-0	1996 W A 2-0
2023 W A 3-2	2007 L H 0-1	2012 L H 1-2 (2OT)	2014 W H 4-0	1994 W N 3-0
2022 L H 2-4	2006 L A 0-2	2011 W A 3-0	1996 W A 2-0	
2021 L A 1-2	2005 W H 3-2	2005 L A 1-2	1995 L H 1-3	Tulsa (2017) 3-0-0
2020-21 L A 0-4	2004 W A 2-0	2004 W H 3-0		2017 W N 3-1
2019 L H 0-1	2003 W H 3-2	2000 W H 4-1	Teikyo Westmar (1994) 1-0-0	1999 W H 9-0
2017 L A 0-1	2002 L H 1-2		1994 W H 7-1	1996 W H 4-0
2016 T A* 0-0 (2OT)	2001 W A 3-1	Rice (2005) 1-0-0		
2016 T H 0-0 (2OT)	2000 W H 6-1	2005 W H 3-1	Tennessee (2023) 1-1-0	UAB (2008) 1-0-0
2015 W A 1-0	1999 W A 10-0		2023 W H@ 2-1	2008 W H 3-0
2014 T H 1-1 (2OT)	1998 W H 4-0	Richmond (2000) 1-0-0	2007 L N 0-2	
2013 W A 2-1	1997 W A 4-1	2000 W H@ 4-0		UCLA (2016) 0-3-0
2012 W A 2-0	1996 W H 6-0		Texas (2010) 10-10-0	2016 L N@ 0-2
2011 W H 3-1		Rutgers (2024) 0-2-7	2010 W H 2-1	1998 L A 1-5
2008 L A 3-4	Omaha (2021) 0-1-0	2024 L A 2-3	2009 L A 1-2	1995 L A 0-1 (2OT)
2007 W H 2-0	2021 L H 0-1	2023 T H 2-2	2008 W H 2-1	
1995 W H 4-0	2020-21 T H 0-0 (2OT)	2021 L A 0-1	2007 L A 1-2	UC Davis (2023) 1-0-0
	2019 T H 1-1 (2OT)	2020-21 T H 0-0 (2OT)	2006 L N# L, 0-1	2023 W H 4-1
Notre Dame (2001) 0-3-1	2018 T A 1-1 (2OT)	2019 T H 1-1 (2OT)	2005 L A 0-1 (OT)	
2001 L A 0-1	2017 T H 1-1 (2OT)	2018 T A 1-1 (2OT)	2004 L N# 0-2	UC Irvine (2023) 2-0-0
1999 T H@ 1-1 (4 OT)	2016 T A 0-0 (2OT)	2016 T H 1-1 (2OT)	2004 W H 4-3	2023 W H@ 4-0
	2014 T H 1-1 (2OT)		2003 L A 2-3 (2OT)	2005 W H 2-1
		Saint Louis (2023) 2-3-0	2002 W N# 2-1	
		2023 L H 2-3	2002 L H 0-4	UC Riverside (2008) 0-1-0
		2016 W H 2-1	2001 L A 1-2	2008 L H 0-1
		2008 L A 0-1	2000 W H 4-0	
		2007 W H 5-1	1999 W A 3-0	Utah State (2013) 0-0-1
			1998 W H 2-1	2013 T A 2-2
			1997 L A 0-1	
			1996 W H 1-0	Vanderbilt (1997) 2-0-0
			1995 W H 3-2	1997 W A 2-0
				1996 W H 3-2 (2OT)

Villanova (2009) 0-0-1  
 2009 T A 2-2 (2OT)

Virginia Tech (2012) 1-1-0  
 2012 L H 2-3 (OT)  
 2011 W A 4-3 (2OT)

Wake Forest (2011) 0-1-0  
 2011 L N 1-2 (OT)

Washington (2024) 1-2-0  
 2024 L H 0-2  
 2003 W N@ 2-1  
 1995 L N 1-5

Washington State (2018) 0-2-0  
 2018 L H 1-2  
 2017 L A 0-1

Weber State (2022) 1-0-0  
 2022 W H 3-1

Western Illinois (2021) 1-0-0  
 2021 W H 3-0

Western Carolina (2006) 1-0-0  
 2006 W H 1-0 (OT)

Wisconsin (2024) 5-7-5  
 2024 T A 2-2  
 2023 L A\* 1-3  
 2023 T H 1-1  
 2022 L A 1-4  
 2021 W H 1-0  
 2020-21 T H 0-0 (2OT)  
 2019 L A 0-2  
 2018 L A 0-1  
 2016 T A 1-1 (2OT)  
 2015 L H 0-3  
 2014 L A 0-3  
 2013 W A 2-1 (2OT)  
 2012 W A 3-2 (OT)  
 2011 L H 0-2  
 2006 T H 2-2  
 2003 W A 2-1  
 2002 W H 1-0

Wisconsin-Milwaukee (1998) 1-1-0  
 1998 L H 1-2 (2OT)  
 1994 W H 2-0

Wright State (2006) 1-0-0  
 2006 T H 1-1

Wyoming (1995) 1-0-0  
 1995 W H 8-0

Yale (2002) 1-0-0  
 2002 W N@ 1-0

## 1994

(14-4-0)

No Conference Affiliation  
Final National Rank: None  
Home: 7-1-0  
Away: 5-1-0  
Neutral: 2-2-0

Date	Opp. (NU/Opp.Rk)	Result	Att.
9/6	Creighton (I)	L, 1-3	423
9/9	&Arizona (I)	W, 2-1	75
9/11	at Montana (I)	W, 2-1 (2OT)	645
9/16	Baker (I)	W, 4-0	207
9/18	Park College (I)	W, 4-1	207
9/27	at Creighton (I/21)	L, 0-1 (2OT)	337
9/30	^Teikyo Westmar (I)	W, 7-1	327
10/5	at College of St. Mary (I)	W, 5-1	134
10/7	Oral Roberts (I)	W, 2-0	233
10/9	Marquette (I)	W, 2-1	227
10/14	TCU (I)	W, 6-0	226
10/16	Wisconsin (I)	W, 2-0	206
10/21	at Colorado College (I)	W, 2-1	303
10/23	*Stanford (I/3)	L, 2-4	112
10/28	at Texas (I)	W, 3-1	180
10/30	\$Michigan (I)	L, 0-2	100
11/5	#Texas Tech (I)	W, 3-0	56
11/6	at Arizona (I)	W, 3-1	352

Season Score: 50-19  
Corner Kicks: NU-103, Opponents-57  
Fouls: NU-313, Opponents-250  
Yellow Cards: NU-13, Opponents-8  
Red Cards: NU-0, Opponents-0  
Home Attendance: 2,056; Average: 257

Home Games in Bold at Whittier Field  
^--Home Game in Bold at Abbott Sports Complex  
&--at Missoula, Mont.  
\*--at Colorado Springs, Colo.  
\$--at Austin, Texas  
#--at Tucson, Ariz.

## 1995

(10-8-0)

No Conference Affiliation  
Final National Rank: None  
Home: 8-3-0  
Away: 2-4-0  
Neutral: 0-1-0

Date	Opp. (NU/Opp.Rk)	Result	Att.
9/3	Creighton (I)	L, 0-1	1,100
9/8	Arizona (I)	L, 1-2	250
9/10	Loyola-Chicago (I)	W, 4-2	202
9/16	*at Portland (I/4)	L, 0-3	939
9/17	*Washington (I)	L, 1-5	213
9/22	Kansas (I)	W, 8-1	157
9/24	Wyoming (I)	W, 8-0	275
9/29	at Oral Roberts (I)	W, 3-0	30
10/1	at Arkansas (I)	W, 3-0	442
10/6	Iowa State (I)	W, 4-0	216
10/8	Florida State (I)	W, 6-0	261
10/13	Northwestern (I)	W, 4-0	472
10/15	SMU (I/4)	L, 1-3	532
10/18	at Texas A&M (I/10)	L, 0-2	367
10/20	BYU (I)	W, 2-0	288
10/22	Texas (I)	W, 3-2	323
10/27	at USC (I)	L, 0-4	200
10/30	at UCLA (I/21)	L, 0-1 (2OT)	100

Season Score: 48-26  
Corner Kicks: NU-140, Opponents-46  
Fouls: NU-233, Opponents-181  
Yellow Cards: NU-5, Opponents-5  
Red Cards: NU-0, Opponents-0  
Home Attendance: 4,076; Average: 371

Home Games in Bold at Abbott Sports Complex  
\*--at adidas Invite in Portland, Ore.

## 1996

(23-1-0)

Big 12 Record (Place): 9-0-0 (1st)  
Big 12 Tournament (Place): 2-0-0 (1st)  
Final National Rank: 6th  
Home: 13-0-0  
Away: 7-1-0  
Neutral: 3-0-0

Date	Opp. (NU/Opp.Rk)	Result	Att.
8/30	Oklahoma (25/I)	W, 8-0	1,075
9/1	at Iowa State (25/I)	W, 6-0	300
9/8	at Duke (25/I)	W, 3-1	600
9/13	Oral Roberts (12/I)	W, 5-0	821
9/15	Loyola Marymount (12/I)	W, 9-1	411
9/20	Colorado College (13/I)	W, 5-2	511
9/22	Vanderbilt (13/I)	W, 3-2 (2OT)	561
9/27	Texas (10/I)	W, 1-0	616
9/29	Texas A&M (10/I)	W, 1-0	1,129
10/4	Tulsa (6/I)	W, 4-0	1,029
10/6	Alabama (6/I)	W, 2-0	977
10/11	Oklahoma St. (6/I)	W, 6-0	1,187
10/13	Colorado (6/I)	W, 10-2	1,378
10/18	at Missouri (6/I)	W, 8-2	203
10/20	at Kansas (6/I)	W, 2-0	376
10/25	at Baylor (5/I)	W, 2-1	768
10/27	at Texas Tech (5/I)	W, 2-0	121
11/2	*vs. TCU (5/I)	W, 4-0	95
11/3	*at SMU (5/I)	W, 2-0	247
11/9	%Missouri (5/I)	W, 2-1	N/A
11/10	%Texas A&M (5/I)	W, 1-0 (2OT)	N/A
11/17	#Minnesota (5/I)	W, 3-2 (4OT)	1,544
11/24	#Duke (5/I)	W, 3-0	1,038
12/1	#at Portland (5/I)	L, 0-1	3,960

Season Score: 92-15  
Corner Kicks: NU-182, Opponents-52  
Fouls: NU-302, Opponents-230  
Yellow Cards: NU-14, Opponents-11  
Red Cards: NU-0, Opponents-1  
Home Attendance: 12,277; Average: 944

Home Games in Bold at Abbott Sports Complex  
\*--at SMU Puma Classic, Dallas, Texas  
%--at Big 12 Tournament, St. Louis, Mo.  
#--NCAA Tournament Game

## 1997

(18-4-0)

Big 12 Record (Place): 8-2-0 (2nd)  
Big 12 Tournament (Place): 1-1-0 (2nd)  
Final National Rank: 7th  
Home: 12-0-0  
Away: 5-3-0  
Neutral: 1-1-0

Date	Opp. (NU/Opp.Rk)	Result	Att.
8/29	DePaul (6/I)	W, 4-1	1,220
8/31	USC (6/I)	W, 2-1	776
9/5	at Colorado (6/I)	W, 5-1	975
9/7	at Vanderbilt (6/I/14)	W, 2-0	821
9/12	at Texas (5/I)	L, 0-1	525
9/14	at Texas A&M (5/I/9)	L, 0-1	1,368
9/18	Iowa State (11/I)	W, 7-0	712
9/21	Arkansas (11/I)	W, 8-0	665
9/26	Baylor (10/I)	W, 2-0	932
9/28	Texas Tech (10/I)	W, 5-0	652
10/3	Missouri (10/I)	W, 4-0	828
10/5	Kansas (10/I)	W, 6-0	811
10/10	San Diego (10/I)	W, 5-0	972
10/12	Kentucky (10/I)	W, 3-0	348
10/20	at Duke (10/I/4)	W, 5-0	100
10/24	at Oklahoma St. (10/I)	W, 4-1	237
10/26	at Oklahoma (10/I)	W, 7-0	127
11/2	Minnesota (7/I/10)	W, 3-1	502
11/7	%Baylor (7/I)	W, 4-1	875
11/9	%Texas A&M (7/I/5)	L, 1-3	2,100
11/16	#Michigan (7/I/15)	W, 5-1	668
11/23	#at Notre Dame (7/I/2)	L, 0-6	909

Season Score: 82-18  
Corner Kicks: NU-130, Opponents-49  
Fouls: NU-250, Opponents-229  
Yellow Cards: NU-9, Opponents-15  
Red Cards: NU-0, Opponents-0  
Home Attendance: 9,086; Average: 757

Home Games in Bold at Abbott Sports Complex  
%--at Big 12 Tournament, San Antonio, Texas  
#--NCAA Tournament Game

## 1998

(17-4-1)

Big 12 Record (Place): 9-1-0 (2nd)  
Big 12 Tournament (Place): 2-0-0 (1st)  
Final National Rank: 10th  
Home: 10-1-1  
Away: 5-3-0  
Neutral: 2-0-0

Date	Opp. (NU/Opp.Rk)	Result	Att.
9/4	UW-Milwaukee (8/I)	L, 1-2 (2OT)	1,267
9/11	&Clemson (24/I/8)	W, 4-1	1,742
9/13	&Stanford (24/I/20)	W, 3-0	748
9/18	at UCLA (17/I/25)	L, 1-5	600
9/20	at USC (17/I)	W, 2-0	570
9/23	at Iowa State (21/I)	W, 4-2	250
9/25	Loyola-Chicago (21/I)	W, 11-0	652
9/27	SW Missouri St. (21/I)	W, 7-0	603
10/2	Texas A&M (19/I/12)	W, 2-0	343
10/4	Texas (19/I)	W, 2-1	389
10/9	Portland (13/I/7)	T, 1-1	1,279
10/11	Colorado (13/I)	W, 1-0	1,079
10/16	at Kansas (12/I)	W, 1-0	363
10/18	at Missouri (12/I)	W, 3-1	432
10/23	Oklahoma (10/I)	W, 7-0	837
10/25	Oklahoma State (10/I)	W, 4-0	1,149
10/30	at Texas Tech (9/I)	W, 7-0	181
11/1	at Baylor (9/I/16)	L, 0-1	616
11/6	%Texas A&M (17/I)	W, 3-2 (3OT)	739
11/8	%Missouri (17/I)	W, 4-0	1,478
11/15	#Texas A&M (13/I)	W, 7-0	974
11/20	#at Notre Dame (13/I/4)	L, 1-2	714

Season Score: 76-18  
Corner Kicks: NU-196, Opponents-47  
Fouls: NU-286, Opponents-285  
Yellow Cards: NU-18, Opponents-9  
Red Cards: NU-3, Opponents-0  
Home Attendance: 11,062; Average: 922

Home Games in Bold at Abbott Sports Complex  
&--Husker Fila Invitational Game  
%--at Big 12 Tournament, San Antonio, Texas  
#--NCAA Tournament Game

## 1999

(22-1-2)

Big 12 Record (Place): 10-0-0 (1st)  
Big 12 Tournament (Place): 3-0 (1st)  
Final National Rank: 5th  
Home: 12-0-1  
Away: 7-0-1  
Neutral: 3-1-0

Date	Opp. (NU/Opp.Rk)	Result	Att.
8/27	Texas Tech (8/I)	W, 1-0	1,229
8/29	Baylor (8/I/17)	W, 3-0	803
9/3	Oral Roberts (8/I)	W, 6-0	1,102
9/5	at Kentucky (8/I)	W, 5-1	413
9/10	&Connecticut (6/I/12)	W, 4-1	1,789
9/12	&Portland (6/I/19)	W, 3-2 (OT)	1,851
9/17	at Stanford (3/I/22)	W, 2-1	1,033
9/19	vs. Santa Clara (3/I/1)	L, 1-2	789
9/24	Tulsa (4/I)	W, 9-0	1,359
9/25	at Clemson (4/I/18)	T, 0-0 (2OT)	665
10/1	at Texas A&M (4/I/8)	W, 1-0	2,757
10/3	at Texas (4/I)	W, 3-0	553
10/8	Denver (4/I)	W, 2-0	1,117
10/10	at Colorado (4/I)	W, 9-0	1,550
10/15	Kansas (4/I)	W, 8-1	1,372
10/17	Missouri (4/I/18)	W, 5-1	1,234
10/22	at Oklahoma (4/I)	W, 3-1	221
10/24	at Oklahoma State (4/I)	W, 10-0	254
10/29	Iowa State (4/I)	W, 7-0	1,089
11/3	%Texas Tech (4/I)	W, 10-1	278
11/4	%Baylor (4/I/22)	W, 7-1	820
11/6	%Missouri (4/I/25)	W, 2-1	2,980
11/14	#Minnesota (4/I)	W, 5-0	1,814
11/21	#Texas A&M (4/I/11)	W, 1-0	1,413
11/28	#Notre Dame (4/I/5)	T, 1-1 (4OT)	3,702

Season Score: 108-14  
Corner Kicks: NU-253, Opponents-59  
Fouls: NU-327, Opponents-316  
Yellow Cards: NU-22, Opponents-17  
Red Cards: NU-0, Opponents-1  
Home Attendance: 19,874; Average: 1,529

Home Games in Bold at Abbott Sports Complex  
&--Husker Fila Invitational Game  
%--at Big 12 Tournament, San Antonio, Texas  
#--NCAA Tournament Game

## 2000

Big 12 Record (Place): 9-1-0 (1st)  
Big 12 Tournament (Place): 3-0 (1st)  
Final National Rank: 9th  
Home: 11-2-0  
Away: 7-0-0  
Neutral: 4-0-0

Date	Opp. (NU/Opp.Rk)	Result	Att.
8/25	at Minnesota (5/)	W, 4-0	882
8/27	Arkansas-Little Rock (5/)	W, 11-0	618
8/29	SW Missouri St. (5/)	W, 5-0	582
9/3	Drury (5/)	W, 11-0	1,137
9/8	Florida (3/)	W, 7-2	1,524
9/10	Purdue (3/24)	W, 4-1	645
9/15	&vs. Dartmouth (3/)	W, 2-0	176
9/17	&at Connecticut (3/20)	W, 2-0	1,466
9/22	at Baylor (3/)	W, 3-0	307
9/24	Creighton (3/)	W, 2-0	823
9/29	at Missouri (3/24)	W, 2-0	887
10/1	at Kansas (3/)	W, 3-0	384
10/6	Texas (3/)	W, 4-0	623
10/8	Texas A&M (3/14)	W, 2-1	748
10/13	Oklahoma State (2/)	W, 6-1	621
10/15	Oklahoma (2/)	L, 1-2	1,013
10/20	Colorado (4/)	W, 4-0	1,440
10/22	at Texas Tech (4/)	W, 4-1	163
10/27	at Iowa State (3/)	W, 2-0	526
11/1	%vs. Kansas (3/)	W, 4-0	210
11/3	%vs. Baylor (3/)	W, 4-0	752
11/4	%vs. Texas A&M (3/9)	W, 4-1	2,247
11/11	#Richmond (2/)	W, 4-0	432
11/17	#Connecticut (2/13)	L, 0-1	661

Season Score: 95-10  
Corner Kicks: NU-265, Opponents-41  
Fouls: NU-304, Opponents-278  
Yellow Cards: NU-20, Opponents-20  
Red Cards: NU-1, Opponents-2  
Home Attendance: 10,876; Average: 836

Home Games in Bold at Abbott Sports Complex  
&-UConn Classic  
%-at Big 12 Tournament, San Antonio, Texas  
#-NCAA Tournament Game

## 2001

Big 12 Record (Place): 8-1-1 (2nd)  
Big 12 Tournament (Place): 1-1 (Semifinals)  
Final National Rank: 12th  
Home: 12-0-0  
Away: 4-4-1  
Neutral: 1-1-0

Date	Opp. (NU/Opp.Rk)	Result	Att.
8/31	Arizona (5/)	W, 4-2	1,253
9/2	UAB (5/)	W, 2-1	1,334
9/9	at USC (4/)	W, 3-2	258
9/21	Northern Iowa (3/)	W, 3-1	947
9/23	Evansville (3/)	W, 5-1	934
9/25	at Notre Dame (3/4)	L, 0-1	668
9/28	Baylor (3/)	W, 4-0	1,145
10/5	Missouri (5/)	W, 5-1	1,005
10/7	Kansas (5/)	W, 2-0	689
10/12	at Texas (4/20)	L, 1-2	2,121
10/14	at Texas A&M (4/10)	W, 4-2	1,754
10/17	Brigham Young (5/)	W, 2-0	562
10/19	at Oklahoma State (5/)	W, 3-1	837
10/21	at Oklahoma (5/)	W, 2-0	641
10/23	at Portland (4/10)	L, 0-3	620
10/26	at Colorado (4/)	T, 1-1	325
10/28	Texas Tech (4/)	W, 8-1	651
11/2	Iowa State (11/)	W, 4-0	1,196
11/8	%Baylor (11/)	W, 5-1	947
11/9	%Texas A&M (11/8)	L, 2-3	2,066
11/15	#Boston College (11/)	W, 5-0	1,061
11/17	#Brigham Young (11/)	W, 3-0	970
11/24	#at Portland (11/5)	L, 0-4	1,991

Season Score: 68-27  
Corner Kicks: NU-187, Opponents-49  
Fouls: NU-319, Opponents-265  
Yellow Cards: NU-15, Opponents-17  
Red Cards: NU-0, Opponents-0  
Home Attendance: 11,747; Average: 979

Home Games in Bold at Abbott Sports Complex  
%-at Big 12 Tournament, San Antonio, Texas  
#-NCAA Tournament Game

## (22-2-0)

## 2002

Big 12 Record (Place): 6-3-1 (3rd)  
Big 12 Tournament (Place): 3-0 (1st)  
Final National Rank: 13th  
Home: 7-3-2  
Away: 4-3-0  
Neutral: 5-0-0

Date	Opp. (NU/Opp.Rk)	Result	Att.
8/30	*North Carolina (10/2)	T, 1-1	4,830
9/1	*Wisconsin (10/)	W, 1-0	1,262
9/6	Belmont (7/)	W, 7-0	764
9/8	at Florida (7/)	L, 0-1	1,863
9/14	at Portland (15/17)	L, 0-4	1,730
9/17	Drake (19/)	W, 4-0	431
9/20	Creighton (19/)	T, 1-1	1,062
9/22	Indiana State (19/)	W, 2-0	324
9/27	at Missouri (18/)	W, 4-0	779
9/29	at Kansas (18/)	T, 1-1	861
10/4	Texas (16/4)	L, 0-4	842
10/6	Texas A&M (16/8)	L, 2-3	579
10/11	Memphis (23/)	W, 3-0	431
10/13	at Iowa State (23/)	W, 2-0	303
10/18	at Texas Tech (23/)	W, 4-0	140
10/20	at Baylor (23/)	W, 4-0	284
10/25	Oklahoma State (25/)	L, 1-2	313
10/27	Oklahoma (25/)	W, 1-0	190
11/1	Colorado (1/)	W, 4-0	412
11/7	%Kansas (1/)	W, 2-1	432
11/8	%Texas (5/)	W, 2-1 (OT)	1,078
11/10	%Texas A&M (3/)	W, 1-0	2,638
11/15	#vs. Hartford (18/)	W, 2-0	250
11/17	#vs. Yale (18/)	W, 1-0	175
11/23	#at Santa Clara (18/4)	L, 2-3	1,307

Season Score: 52-22  
Corner Kicks: NU-205, Opponents-79  
Fouls: NU-331, Opponents-284  
Yellow Cards: NU-24, Opponents-27  
Red Cards: NU-2, Opponents-1  
Home Attendance: 11,440; Average: 953

Home Games in Bold at Abbott Sports Complex  
\*-adidas Invite  
%-at Big 12 Tournament, San Antonio, Texas  
#-NCAA Tournament Game

## 2003

Big 12 Record (Place): 6-4-0 (4th)  
Big 12 Tournament (Place): 1-1 (Semifinals)  
Final National Rank: 23rd  
Home: 8-1-0  
Away: 3-5-0  
Neutral: 2-2-1

Date	Opp. (NU/Opp.Rk)	Result	Att.
8/29	DePaul (12/)	W, 1-0	882
8/31	Iowa (12/)	W, 3-0	661
9/5	vs. Duke (14/10)	L, 1-3	100
9/7	at North Carolina (14/1)	L, 0-6	2,053
9/12	vs. Michigan (1/)	T, 1-1 (2OT)	58
9/14	at Wisconsin (1/)	W, 2-1	539
9/19	Mississippi State (1/)	W, 1-0	852
9/21	Murray State (1/)	W, 2-0	417
9/26	Iowa State (1/)	W, 5-1	1,110
9/28	Missouri (1/)	W, 3-1	460
10/3	at Baylor (14/)	L, 1-2	537
10/5	at Texas Tech (14/)	W, 3-1	172
10/10	Oklahoma (22/18)	W, 2-1 (2OT)	665
10/17	Oklahoma State (16/)	W, 3-2	696
10/19	Kansas (16/)	L, 0-1	765
10/24	at Texas A&M (22/9)	W, 2-1	3,586
10/26	at Texas (22/)	L, 2-3 (2OT)	1,114
10/31	at Colorado (22/6)	L, 1-3	664
11/6	%Texas A&M (14)	W, 2-1 (OT)	692
11/7	%Missouri (1/)	L, 2-3	412
11/14	#vs. Washington (21/)	W, 2-1	972
11/16	#at Portland (21/5)	L, 1-4	988

Season Score: 40-36  
Corner Kicks: NU-154, Opponents-82  
Fouls: NU-244, Opponents-189  
Yellow Cards: NU-12, Opponents-8  
Red Cards: NU-1, Opponents-0  
Home Attendance: 6,508; Average: 723

Home Games in Bold at Abbott Sports Complex  
%-at Big 12 Tournament, San Antonio, Texas  
#-NCAA Tournament Game

## (16-6-3)

## 2004

Big 12 Record (Place): 6-4-0 (5th)  
Big 12 Tournament (Place): 0-1 (First Round)  
Final National Rank: 22nd  
Home: 7-6-0  
Away: 6-2-0  
Neutral: 1-1-0

Date	Opp. (NU/Opp.Rk)	Result	Att.
8/27	*North Carolina (1/)	L, 0-1	3,620
8/29	*Creighton (1/)	W, 4-2	790
9/3	Eastern Illinois (1/)	W, 4-0	548
9/5	Purdue (1/)	W, 3-0	293
9/10	Pacific (1/)	L, 1-2	513
9/12	Stanford (1/)	L, 0-1	482
9/17	Northern Colorado (1/)	W, 7-0	597
9/19	Montana (1/)	W, 2-1	456
9/21	at Creighton (1/)	W, 3-2	929
9/24	at Kansas (8/)	W, 1-0	582
9/26	at Iowa State (1/)	W, 3-2	286
10/1	at Missouri (23/)	W, 2-1 (2OT)	511
10/8	Texas (1/)	W, 4-3	1,008
10/10	Texas A&M (7/)	L, 1-2	511
10/15	Texas Tech (1/)	W, 3-0	472
10/17	Baylor (1/)	L, 3-4	453
10/22	at Oklahoma State (1/)	W, 2-0	674
10/24	at Oklahoma (1/)	L, 0-1	346
10/29	Colorado	L, 0-2	1,006
11/3	%Texas (21)	L, 0-2	495
11/12	#vs. Oral Roberts (1/)	W, 3-0	147
11/14	#at Kansas (8/)	W, 2-1 (OT)	720
11/20	#at Illinois (19)	L, 1-2	1,046

Season Score: 49-29  
Corner Kicks: NU-148, Opponents-92  
Fouls: NU-232, Opponents-204  
Yellow Cards: NU-11, Opponents 11  
Red Cards: NU-0, Opponents-0  
Home Attendance: 10,749; Average: 827

Home Games in Bold at Abbott Sports Complex  
\*-adidas Invite  
%-at Big 12 Tournament, San Antonio, Texas  
#-NCAA Tournament Game

## 2005

Big 12 Record (Place): 6-3-1 (2nd)  
Big 12 Tournament (Place): 1-1 (Semifinals)  
Final National Rank: 21st  
Home: 9-3-1  
Away: 4-4-0  
Neutral: 1-1-0

Date	Opp. (NU/Opp.Rk)	Result	Att.
8/26	Minnesota (17/)	W, 3-1	1,021
8/28	UAB (17/)	W, 4-0	467
9/2	at Illinois (17/13)	L, 0-1	854
9/6	San Diego St. (16/)	W, 3-2	310
9/9	Colorado College (16/)	L, 0-1	357
9/11	Rice (16/)	W, 3-1	467
9/16	at Purdue (19/)	L, 1-2	309
9/18	UC Irvine (19/)	W, 2-1	359
9/23	at Colorado (1/)	W, 2-1	901
9/30	Kansas (25/)	T, 0-0 (2OT)	501
10/2	Missouri (25/)	W, 3-0	512
10/7	at Baylor (23/)	W, 1-0	476
10/9	at Texas A&M (23/18)	L, 0-4	2,598
10/14	at Oral Roberts (25/)	W, 6-0	478
10/16	at Texas (25/)	L, 0-1 (OT)	1,185
10/21	Oklahoma (1/)	W, 2-1	417
10/23	Oklahoma State (1/)	W, 3-2	371
10/28	Iowa State (22/)	L, 0-2	557
10/30	at Texas Tech (1/)	W, 4-1	242
11/2	% vs. Kansas (1/)	W, 3-1	215
11/4	% vs. Texas A&M (10/)	L, 2-4	1,223
11/11	#Creighton (1/)	W, 1-0	848
11/13	#Portland (1/)	L, 2-3	517

Season Score: 45-29  
Corner Kicks: NU-169, Opponents-79  
Fouls: NU-269, Opponents-243  
Yellow Cards: NU-10, Opponents 16  
Red Cards: NU-0, Opponents-0  
Home Attendance: 6,704; Average: 515

Home Games in Bold at Nebraska Soccer Field  
%-at Big 12 Tournament, San Antonio, Texas  
#-NCAA Tournament Game

## 2006

(10-7-3)

Big 12 Record (Place): 4-5-1 (5th)  
 Big 12 Tournament (Place): 0-1 (First Round)  
 Final National Rank: None  
 Home: 8-3-3  
 Away: 2-3-0  
 Neutral: 0-1-0

Date	Opp. (NU/Opp.Rk)	Result	Att.
8/25	Wright State (I)	T, 1-1 (2OT)	493
9/1	Wisconsin (I)	T, 2-2 (2OT)	455
9/3	Iowa (I)	W, 1-0	427
9/8	North Texas (I)	W, 3-2	537
9/10	Drake (I)	W, 4-1	551
9/12	Western Carolina (I)	W, 1-0 (2OT)	352
9/15	Central Michigan (I)	L, 1-2	349
9/17	TCU (I)	W, 4-0	402
9/22	at Missouri (I/16)	W, 2-0	1,065
9/24	at Iowa State (I)	L, 2-3 (2OT)	307
9/29	Colorado (I/11)	T, 1-1 (2OT)	452
10/1	Kansas (I)	L, 0-1	436
10/6	Baylor (I)	W, 2-1 (OT)	285
10/8	Texas Tech (I)	W, 2-1	302
10/13	at Texas A&M (I/8)	L, 0-2	4,287
10/15	Texas (I/14)	L, 1-2	351
10/20	at Oklahoma State (I/10)	L, 0-2	911
10/22	at Oklahoma (I)	W, 1-0	251
10/25	Loyola-Chicago (I)	W, 3-2	304
11/1	%Texas (I/12)	L, 0-1 (OT)	318

Season Score: 31-24  
 Corner Kicks: NU-146, Opponents-82  
 Fouls: NU-273, Opponents-217  
 Yellow Cards: NU-23, Opponents 17  
 Red Cards: NU-1, Opponents-0  
 Home Attendance: 5,693; Average: 406

Home Games in Bold at Nebraska Soccer Field  
 %-at Big 12 Tournament, San Antonio, Texas

## 2007

(5-10-4)

Big 12 Record (Place): 1-8-1 (T-10th)  
 Big 12 Tournament (Place): DNG  
 Final National Rank: None  
 Home: 4-3-3  
 Away: 1-5-1  
 Neutral: 0-2-0

Date	Opp. (NU/Opp.Rk)	Result	Att.
9/2	Northwestern (I)	W, 2-0	518
9/5	at Drake (I)	T, 1-1 (2OT)	215
9/7	Missouri State (I)	W, 2-1	418
9/9	San Diego State (I)	T, 0-0 (2OT)	386
9/14	*Tennessee (I/13)	L, 0-2	672
9/16	*Georgia (I/17)	L, 1-2	440
9/21	Saint Louis (I)	W, 5-1	437
9/23	Florida (I/12)	T, 1-1 (2OT)	465
9/28	Oklahoma (I)	W, 1-0	563
9/30	Oklahoma State (I/16)	L, 0-1	572
10/5	at Colorado (I)	L, 0-4	956
10/7	at Texas (I/2)	L, 1-2	825
10/12	at Lamar (I)	W, 4-0	236
10/14	at Texas Tech (I)	L, 1-2	218
10/19	Baylor (I)	L, 1-4	391
10/21	Texas A&M (I/3)	L, 1-4	426
10/26	at Kansas (I)	L, 1-3	546
10/28	at Missouri (I/15)	L, 1-3	627
11/2	Iowa State (I)	T, 2-2 (2OT)	517

Season Score: 25-33  
 Corner Kicks: NU-90, Opponents-89  
 Fouls: NU-246, Opponents-212  
 Yellow Cards: NU-7, Opponents 9  
 Red Cards: NU-1, Opponents-0  
 Home Attendance: 4,693; Average: 469

Home Games in Bold at Nebraska Soccer Field  
 \*-USC Tournament

## 2008

(10-9-1)

Big 12 Record (Place): 6-4-0 (6th)  
 Big 12 Tournament (Place): 0-1 (First Round)  
 Final National Rank: None  
 Home: 8-2-1  
 Away: 2-6-0  
 Neutral: 0-1-0

Date	Opp. (NU/Opp.Rk)	Result	Att.
8/22	at Northwestern (I)	L, 3-4	351
8/29	UC Riverside (I)	L, 0-1	668
8/31	at Florida (I/22)	L, 1-6	800
9/5	at Saint Louis (I)	L, 0-1	602
9/7	UAB (I)	W, 3-0	472
9/14	Oakland (I)	W, 3-2 (OT)	489
9/16	Drake (I)	T, 0-0 (2OT)	336
9/19	North Dakota State (I)	W, 3-0	441
9/21	Stephen F. Austin (I)	W, 2-1	476
9/26	Kansas (I/25)	W, 2-1 (2OT)	470
9/28	Missouri (I)	W, 3-2 (2OT)	605
10/3	Texas (I/8)	W, 2-1	896
10/5	at Baylor (I)	L, 0-1	261
10/10	at Texas A&M (I/7)	L, 0-2	3,285
10/17	Colorado (I/15)	L, 1-2	507
10/19	Texas Tech (I)	W, 3-0	525
10/24	at Oklahoma (I)	W, 1-0	315
10/26	at Oklahoma State (I/9)	L, 1-2	777
10/31	at Iowa State (I)	W, 3-1	433
11/5	%Colorado (I/16)	L, 0-1	205

Season Score: 31-28  
 Corner Kicks: NU-129, Opponents-71  
 Fouls: NU-188, Opponents-202  
 Yellow Cards: NU-9, Opponents 9  
 Red Cards: NU-0, Opponents-1  
 Home Attendance: 5,885; Average: 535

Home Games in Bold at Nebraska Soccer Field  
 %-at Big 12 Tournament, San Antonio, Texas

## 2009

(11-5-4)

Big 12 Record (Place): 5-3-2 (4th)  
 Big 12 Tournament (Place): 0-1 (First Round)  
 Final National Rank: None  
 Home: 9-0-2  
 Away: 2-3-2  
 Neutral: 0-2-0

Date	Opp. (NU/Opp.Rk)	Result	Att.
8/22	at Northern Colorado (I)	W, 3-0	344
8/28	vs. Lehigh (I)	L, 1-3	219
8/30	at Villanova (I)	T, 2-2 (2OT)	303
9/4	Lamar (I)	W, 7-1	478
9/11	North Dakota (I)	W, 6-1	496
9/13	Akron (I)	W, 7-1	479
9/18	South Dakota (I)	W, 9-0	458
9/20	Arizona State (I)	T, 1-1 (2OT)	594
9/25	at Colorado (I)	L, 0-1	855
9/27	at Texas Tech (I)	T, 3-3 (2OT)	479
10/2	Green Bay (I)	W, 3-1	257
10/4	Oklahoma State (I)	W, 2-0	490
10/9	Baylor (I)	T, 1-1 (2OT)	345
10/11	Oklahoma (I)	W, 5-2	294
10/16	at Texas (I)	L, 1-2	904
10/18	Texas A&M (I/14)	W, 2-1	485
10/23	at Kansas (I)	W, 7-4	722
10/25	at Missouri (I/23)	L, 0-5	607
10/30	Iowa State (I)	W, 2-1 (OT)	388
11/4	%Oklahoma State (I)	L, 0-3	335

Season Score: 62-33  
 Corner Kicks: NU-139, Opponents-81  
 Fouls: NU-223, Opponents-179  
 Yellow Cards: NU-15, Opponents 9  
 Red Cards: NU-0, Opponents-0  
 Home Attendance: 4,764; Average: 433

Home Games in Bold at Nebraska Soccer Field  
 %-at Big 12 Tournament, San Antonio, Texas

## 2010

(13-7-1)

Big 12 Record (Place): 5-4-1 (3rd)  
 Big 12 Tournament (Place): 1-1 (Semifinals)  
 Final National Rank: None  
 Home: 9-1-0  
 Away: 2-5-1  
 Neutral: 2-1-0

Date	Opp. (NU/Opp.Rk)	Result	Att.
8/22	at New Mexico (I)	L, 0-3	1,454
8/27	Loyola Chicago (I)	W, 2-0	610
8/29	Loyola Maryland (I)	W, 2-0	504
9/4	at Indiana (I)	W, 3-1	504
9/6	IUPUI (I)	W, 4-0	739
9/10	Arizona (I)	W, 3-0	487
9/12	at Arizona State (I/25)	L, 0-5	532
9/17	Cal State Fullerton (I)	W, 3-1	477
9/19	Iowa (I)	W, 3-1	358
9/24	Texas (I/18)	W, 2-1	466
9/26	Texas A&M (I/6)	L, 1-2	597
10/1	at Baylor (I)	L, 1-2	514
10/3	at Texas Tech (I)	W, 5-4 (2OT)	566
10/8	Iowa State (I)	W, 4-1	535
10/10	Missouri (I)	W, 4-2	479
10/14	at Oklahoma (I)	T, 0-0 (2OT)	696
10/16	at Oklahoma State (I/10)	L, 2-4	544
10/22	Kansas (I)	W, 2-1	466
10/29	at Colorado (I)	L, 1-2	809
11/3	%Missouri (I)	W, 4-1	196
11/5	%Oklahoma State (I/10)	L, 2-3	293

Season Score: 48-34  
 Corner Kicks: NU-126, Opponents-106  
 Fouls: NU-224, Opponents-189  
 Yellow Cards: NU-13, Opponents 16  
 Red Cards: NU-2, Opponents-1  
 Home Attendance: 5,231; Average: 523

Home Games in Bold at Nebraska Soccer Field  
 %-at Big 12 Tournament, San Antonio, Texas

## 2011

(7-10-1)

Big Ten Record (Place): 4-7-0 (10th)  
 Big Ten Tournament (Place): DNG  
 Final National Rank: None  
 Home: 4-5-1  
 Away: 3-4-0  
 Neutral: 0-1-0

Date	Opp. (NU/Opp.Rk)	Result	Att.
8/19	North Carolina (I/3)	L, 1-2	2,319
8/21	Baylor (I)	T, 1-1 (2OT)	634
8/25	at Denver (I)	L, 2-3	419
9/2	Arkansas (I)	W, 6-0	538
9/4	Northern Arizona (I)	W, 8-1	546
9/9	at Virginia Tech (I/25)	W, 4-3 (OT)	569
9/11	vs. Wake Forest (I/18)	L, 1-2 (OT)	157
9/18	Northwestern (I)	W, 3-1	317
9/23	at Purdue (I)	W, 3-0	214
9/25	at Indiana (I)	L, 1-2	127
9/30	Michigan State (I)	L, 0-1	534
10/2	Michigan (I)	L, 1-2	552
10/7	Wisconsin (I)	L, 0-2	342
10/14	at Penn State (I/15)	L, 4-5	787
10/16	at Ohio State (I)	W, 3-2	587
10/20	Iowa (I)	W, 1-0 (OT)	332
10/23	Illinois (I/25)	L, 1-3	597
10/28	at Minnesota (I)	L, 3-6	669

Season Score: 43-36  
 Corner Kicks: NU-70, Opponents-111  
 Fouls: NU-160, Opponents-144  
 Yellow Cards: NU-14, Opponents-9  
 Red Cards: NU-0, Opponents-1  
 Home Attendance: 6,711; Average: 671

Home Games in Bold at Nebraska Soccer Field

## 2012

(7-12-1)

Big Ten Record (Place): 4-7-0 (T-7th)  
 Big Ten Tournament (Place): 0-1 (First Round)  
 Final National Rank: None  
 Home: 3-6-1  
 Away: 4-5-0  
 Neutral: 0-1-0

Date	Opp. (NU/Opp.Rk)	Result	Att.
8/17	at Oklahoma (I)	L, 1-2	832
8/19	*Drake (I)	L, 0-1	639
8/24	Virginia Tech (I/16)	L, 2-3 (OT)	437
8/26	New Mexico (I)	W, 2-0	393
8/31	at Baylor (I)	L, 0-3	384
9/2	at Cincinnati (I)	W, 2-1	438
9/8	SE Missouri State (I)	W, 4-0	410
9/14	at Northwestern (I)	W, 2-0	1,706
9/16	Northern Colorado (I)	T, 1-1 (2OT)	256
9/21	Purdue (I)	L, 1-2 (2OT)	362
9/23	Indiana (I)	W, 2-1	512
9/28	at Michigan State (I)	L, 1-2	748
9/30	at Michigan (I/22)	L, 1-2 (2OT)	575
10/5	at Wisconsin (I)	W, 3-2 (OT)	390
10/12	Penn State (I/4)	W, 0-4	322
10/14	Ohio State (I)	L, 0-4	386
10/18	at Iowa (I)	W, 2-1 (OT)	204
10/21	at Illinois (I)	L, 1-4	429
10/26	Minnesota (I)	L, 2-4	321
10/31	%Ohio State (I/21)	L, 0-1	149

Season Score: 27-38  
 Corner Kicks: NU-89, Opponents-94  
 Fouls: NU-165, Opponents-174  
 Yellow Cards: NU-7, Opponents-6  
 Red Cards: NU-1, Opponents-0  
 Home Attendance: 4,038; Average: 404

Home Games in Bold at Nebraska Soccer Field  
 %-Home game at Abbott Sports Complex  
 %-at Big Ten Tournament, Bloomington, Ind.

## 2013

(19-4-1)

Big Ten Record (Place): 10-1-0 (1st)  
 Big Ten Tournament (Place): 3-0 (1st)  
 Final National Rank: 13th  
 Home: 9-2-0  
 Away: 5-2-1  
 Neutral: 5-0-0

Date	Opp. (NU/Opp.Rk)	Result	Att.
8/23	SE Missouri State (I)	W, 4-0	347
8/25	Cincinnati (I)	W, 4-1	376
8/31	at BYU (I/6)	L, 0-3	5,108
9/2	at Utah State (I)	T, 2-2 (2OT)	710
9/8	at Arkansas (I)	L, 1-2 (2OT)	797
9/13	*vs. San Francisco (I)	W, 3-0	250
9/15	*vs. San Diego (I)	W, 2-1	350
9/19	Michigan State (I)	W, 1-0	72
9/22	Denver (I/14)	W, 2-1	636
9/27	at Northwestern (I)	W, 2-1	970
9/29	at Illinois (I)	W, 3-2	1,526
10/3	Iowa (I/23)	W, 2-1	248
10/6	Michigan (I/23/21)	L, 1-2	461
10/11	at Purdue (I/24)	W, 4-0	373
10/18	at Wisconsin (I/22)	W, 2-1 (2OT)	516
10/20	at Minnesota (I/22)	W, 1-0	981
10/25	Ohio State (I/21)	W, 1-0	316
10/27	Penn State (I/21/16)	W, 3-2 (2OT)	404
11/1	Indiana (I/18)	W, 3-1	704
11/6	%Minnesota (I/18)	W, 4-1	200
11/8	%Indiana (I/18)	W, 3-1	187
11/10	%Iowa (I/18)	W, 1-0	223
11/15	#SE Louisiana (I/10)	W, 4-0	678
11/22	#Boston College (I/10)	L, 1-4	438

Season Score: 54-26  
 Corner Kicks: NU-115, Opponents-126  
 Fouls: NU-152, Opponents-212  
 Yellow Cards: NU-11, Opponents-17  
 Red Cards: NU-0, Opponents-2  
 Home Attendance: 4,680; Average: 425

Home Games in Bold at Nebraska Soccer Field  
 %-at Big Ten Tournament, Champaign, Ill.  
 #-NCAA Tournament Game  
 \*-Kansas Invitational, Lawrence, Kan.

## 2014

(8-9-2)

Big Ten Record (Place): 4-7-2 (T-9th)  
 Big Ten Tournament (Place): DNQ  
 Final National Rank: None  
 Home: 7-3-2  
 Away: 1-6-0  
 Neutral: 0-0-0

Date	Opp. (NU/Opp.Rk)	Result	Att.
8/22	SMU (I/13)	W, 4-0	425
8/24	DePaul (I/13)	L, 1-2	404
8/29	Butler (I)	W, 1-0	413
8/31	at Marquette (I)	W, 3-2	569
9/5	Oklahoma (I/20)	L, 1-2 (2OT)	434
9/7	North Dakota (I)	W, 4-0	451
9/11	Northwestern (I)	T, 1-1 (2OT)	211
9/14	Illinois (I)	L, 0-3	292
9/20	at Wisconsin (I)	L, 0-3	928
9/25	Rutgers (I/25)	T, 1-1 (2OT)	289
9/28	Maryland (I)	W, 4-3 (OT)	503
10/2	at Michigan (I)	L, 1-3	328
10/5	at Michigan State (I)	L, 1-3	615
10/9	at Minnesota (I)	L, 1-3	405
10/17	Purdue (I)	W, 1-0	254
10/19	Indiana (I)	W, 3-0	354
10/24	at Penn State (I/7)	L, 1-3	1,276
10/26	at Ohio State (I)	L, 1-3	646
10/31	Iowa (I)	W, 2-1	338

Season Score: 31-33  
 Corner Kicks: NU-96, Opponents-60  
 Fouls: NU-79, Opponents-116  
 Yellow Cards: NU-4, Opponents-5  
 Red Cards: NU-0, Opponents-0  
 Home Attendance: 4,368; Average: 364

Home Games in Bold at Nebraska Soccer Field

## 2015

(8-7-2)

Big Ten Record (Place): 4-5-2 (T-9th)  
 Big Ten Tournament (Place): DNQ  
 Final National Rank: None  
 Home: 4-4-1  
 Away: 4-3-1  
 Neutral: 0-0-0

Date	Opp. (NU/Opp.Rk)	Result	Att.
8/21	Kansas (I/23)	W, 3-0	1,720
8/28	Central Michigan (I)	W, 4-3 (2OT)	1,128
8/31	BYU (I/11)	L, 0-2	1,348
9/6	at DePaul (I/20)	W, 3-1	493
9/11	North Carolina (I/4)	L, 0-3	2,746
9/13	at Missouri (I)	W, 1-0	680
9/18	at Michigan (I)	L, 0-2	824
9/20	at Michigan State (I)	T, 0-0 (2OT)	439
9/25	Penn State (I/12)	T, 1-1 (2OT)	1,486
9/27	Ohio State (I)	W, 2-0	867
10/2	at Purdue (I)	L, 1-2	482
10/8	Minnesota (I/14)	L, 0-3	929
10/11	Wisconsin (I)	L, 0-3	1,120
10/15	at Northwestern (I/24)	W, 1-0	212
10/18	at Illinois (I)	L, 1-3	838
10/23	at Iowa (I)	W, 5-3	312
10/28	Maryland (I)	W, 1-0	1,083

Season Score: 23-26  
 Corner Kicks: NU-79, Opponents-71  
 Fouls: NU-144, Opponents-147  
 Yellow Cards: NU-8, Opponents-11  
 Red Cards: NU-0, Opponents-0  
 Home Attendance: 12,427; Average: 1,381

Home Games in Bold at Hibner Stadium

## 2016

(11-6-5)

Big Ten Record (Place): 5-3-3 (6th)  
 Big Ten Tournament (Place): 0-1 (First Round)  
 Final National Rank: RV (30th)  
 Home: 8-1-2  
 Away: 3-4-3  
 Neutral: 0-1-0

Date	Opp. (NU/Opp.Rk)	Result	Att.
8/19	Marquette (I)	W, 2-1	863
8/22	at BYU (I/16)	W, 1-0	2,068
8/26	at Oregon (I)	L, 0-1	620
8/28	at Oregon State (I)	W, 2-1 (2OT)	421
9/2	Kansas (I)	W, 1-0 (2OT)	1,487
9/4	Saint Louis (I)	W, 2-1	1,239
9/9	Dayton (I)	W, 3-1	921
9/11	at Clemson (I/13)	L, 2-5	263
9/16	Michigan State (I)	W, 2-0	1,394
9/18	Michigan (I)	L, 1-2	954
9/23	at Ohio State (I)	W, 3-0	1,187
9/25	at Penn State (I/16)	L, 1-2	968
9/30	Indiana (I)	W, 1-0	1,515
10/6	at Wisconsin (I)	T, 1-1 (2OT)	315
10/9	at Minnesota (I/17)	L, 0-3	794
10/13	Illinois (I)	W, 2-0	1,014
10/16	Northwestern (I/22)	T, 0-0 (2OT)	973
10/22	at Rutgers (I)	T, 0-0 (2OT)	1,054
10/26	Iowa (I)	W, 1-0	1,385
10/30	%at Northwestern (I/20)	T, 0-0 (2OT)\$	531
11/11	#South Dakota St. (I)	T, 0-0 (2OT)&	1,257
11/18	#vs. UCLA (I/18)	L, 0-2	82

Season Score: 25-20  
 Corner Kicks: NU-103, Opponents-51  
 Fouls: NU-171, Opponents-197  
 Yellow Cards: NU-10, Opponents-10  
 Red Cards: NU-0, Opponents-0  
 Home Attendance: 13,002; Average: 1,182

Home Games in Bold at Hibner Stadium  
 %-at Big Ten Tournament  
 #-NCAA Tournament Game  
 @-Game played in Morgantown, W.Va.  
 \$-Northwestern won on penalty kicks, 4-3  
 &-Nebraska won on penalty kicks, 3-0

## 2017

(9-5-5)

Big Ten Record (Place): 3-3-5 (T-8th)  
 Big Ten Tournament (Place): DNQ  
 Final National Rank: None  
 Home: 4-3-2  
 Away: 3-2-3  
 Neutral: 2-0-0

Date	Opp. (NU/Opp.Rk)	Result	Att.
8/18	at Kansas (I/22)	W, 3-0	737
8/20	@vs. Tulsa (I/22)	W, 3-1	150
8/25	South Dakota (I/14)	W, 3-0	1,275
8/27	Missouri (I/14)	W, 3-0	1,076
9/1	at Washington State (I/14)	L, 0-1	1,957
9/3	\$vs. Montana (I/14)	W, 1-0	120
9/8	San Diego State (I/22)	L, 1-2 (2OT)	1,042
9/10	Pittsburgh (I/22)	W, 3-0	735
9/22	Ohio State (I)	L, 0-1	1,289
9/24	Penn State (I/7)	T, 1-1 (2OT)	1,311
9/29	at Michigan State (I)	W, 3-0	387
10/1	at Michigan (I)	T, 1-1 (2OT)	1,188
10/5	Maryland (I)	W, 3-0	563
10/8	Rutgers (I/23)	T, 1-1 (2OT)	958
10/12	at Purdue (I)	W, 3-2 (OT)	392
10/15	at Indiana (I)	T, 1-1 (2OT)	503
10/18	at Iowa (I)	T, 0-0 (2OT)	532
10/21	at Northwestern (I)	L, 0-1	512
10/25	Minnesota (I)	L, 0-1 (2OT)	1,330

Season Score: 30-13  
 Corner Kicks: NU-103, Opponents-57  
 Fouls: NU-161, Opponents-172  
 Yellow Cards: NU-7, Opponents-8  
 Red Cards: NU-0, Opponents-0  
 Home Attendance: 9,579; Average: 1,064

Home Games in Bold at Hibner Stadium  
 @-Game played in Lawrence, Kan.  
 \$-Game played in Pullman, Wash.

## 2018

(9-7-5)

Big Ten Record (Place): 5-3-3 (T-5th)  
 Big Ten Tournament (Place): 1-1 (Semifinals)  
 Final National Rank: None  
 Home: 5-3-2  
 Away: 4-3-3  
 Neutral: 0-1-0

Date	Opp. (NU/Opp.Rk)	Result	Att.
8/16	at Oklahoma (/)	W, 2-1	503
8/20	BYU (/)	T, 2-2 (2OT)	919
8/24	Oregon (/)	W, 2-0	1,082
8/26	Oregon State (/)	W, 3-0	1,607
8/31	Washington State (/18)	L, 1-2	966
9/2	at Baylor (/)	L, 0-6	932
9/6	at Duke (/14)	L, 1-3	523
9/9	at NC State (/13)	W, 2-1	587
9/14	at Rutgers (/)	T, 1-1 (2OT)	918
9/16	at Maryland (/)	W, 2-1 (OT)	685
9/20	Indiana (/)	W, 4-3 (OT)	832
9/23	Purdue (/)	W, 1-0	1,190
9/27	at Penn State (/24)	W, 1-0	651
9/30	at Ohio State (/)	T, 1-1 (2OT)	503
10/5	Iowa (22/)	L, 1-2	873
10/12	Michigan (/)	T, 1-1 (2OT)	1,188
10/18	at Wisconsin (/19)	L, 0-1	573
10/21	Illinois (/)	L, 1-2	967
10/24	^Michigan State (/)	W, 2-0	663
10/28	%at Ohio State (/)	T, 0-0 (2OT)@	292
11/2	%vs. Minnesota (/)	L, 0-2	168

Season Score: 28-29  
 Corner Kicks: NU-94, Opponents-59  
 Fouls: NU-197, Opponents-238  
 Yellow Cards: NU-10, Opponents-10  
 Red Cards: NU-0, Opponents-1  
 Home Attendance: 10,287; Average: 1,029

Home Games in Bold at Hibner Stadium  
 %-at Big Ten Tournament  
 @-Nebraska won on penalty kicks, 3-2  
 \$-Game played in Westfield, Ind.  
 ^-Game rescheduled from Oct. 14 due to snow

## 2019

(4-10-4)

Big Ten Record (Place): 3-6-2 (T-8th)  
 Big Ten Tournament (Place): DNQ  
 Final National Rank: None  
 Home: 2-4-3  
 Away: 2-6-1  
 Neutral: 0-0-0

Date	Opp. (NU/Opp.Rk)	Result	Att.
8/22	at Kansas (/)	L, 0-4	550
8/30	Clemson (/)	L, 0-2	1,130
9/1	Baylor (/21)	T, 1-1 (2OT)	1,287
9/6	at Long Beach State (/)	W, 2-1	358
9/8	at USC (/4)	L, 0-2	357
9/13	Oklahoma (/)	T, 0-0 (2OT)	1,323
9/15	Gonzaga (/)	L, 1-2	940
9/20	at Purdue (/)	L, 0-1	604
9/22	at Indiana (/)	W, 2-0	407
9/26	Northwestern (/)	L, 0-1	786
9/29	Illinois (/)	W, 1-0	716
10/3	at Iowa (/)	L, 0-1	356
10/6	at Michigan (/24)	L, 1-4	894
10/11	Maryland (/)	W, 2-0	633
10/13	Rutgers (/21)	T, 1-1 (2OT)	525
10/17	at Minnesota (/)	T, 1-1 (2OT)	636
10/20	at Wisconsin (/10)	L, 0-2	502
10/27	Penn State (/)	L, 0-1	789

Season Score: 12-24  
 Corner Kicks: NU-96, Opponents-74  
 Fouls: NU-162, Opponents-180  
 Yellow Cards: NU-7, Opponents-8  
 Red Cards: NU-0, Opponents-1  
 Home Attendance: 8,129; Average: 903

Home Games in Bold at Hibner Stadium

## 2020-21

(2-5-3)

Big Ten Record (Place): 2-5-3 (11TH)  
 Big Ten Tournament (Place): 0-0 (Quarterfinals)\*  
 Final National Rank: None  
 Home: 2-2-2  
 Away: 0-3-1  
 Neutral: 0-0-0

Date	Opp. (NU/Opp.Rk)	Result	Att.
2/21	at Minnesota (/)	T, 0-0 (2OT)	0
2/25	at Michigan State (/)	L, 0-2	652/28
	at Ohio State	Postponed	
3/4	Purdue (/)	W, 2-1	0
3/7	Michigan (/)	L, 2-3 (2OT)	0
3/13	Wisconsin (/)	T, 0-0 (2OT)	0
3/19	at Illinois (/)	L, 1-3	0
3/21	at Northwestern (/)	L, 0-4	25
3/25	Rutgers (/19)	T, 0-0 (2OT)	0
3/28	Penn State (/9)	L, 0-3	270
4/3	Iowa	W, 1-0	434

Season Score: 6-16  
 Corner Kicks: NU-31, Opponents-50  
 Fouls: NU-109, Opponents-144  
 Yellow Cards: NU-8, Opponents-9  
 Red Cards: NU-0, Opponents-0  
 Home Attendance: 704; Average: 118

Home Games in Bold at Hibner Stadium

\*-The Huskers were scheduled to play a Big Ten Regional Weekend game against Minnesota, but it was deemed a no-contest, as mutually agreed upon by both teams due to health and safety concerns in the Nebraska program.

## 2021

(7-9-2)

Big Ten Record (Place): 3-5-2 (11th)  
 Big Ten Tournament (Place): DNQ  
 Final National Rank: None  
 Home: 3-4-1  
 Away: 4-4-1  
 Neutral: 0-1-0

Date	Opp. (NU/Opp.Rk)	Result	Att.
8/19	Western Illinois	W, 3-0	573
8/22	at Missouri	W, 5-0	391
8/26	at Baylor	W, 2-1	930
8/29	at Oklahoma	L, 0-1 (2 OT)	297
9/2	Omaha	L, 0-1	609
9/5	Loyola-Chicago	W, 3-0	946
9/9	Arizona State	L, 0-1	--
9/12	at Arizona	L, 2-3	133
9/19	Purdue	L, 1-3	599
9/23	at Maryland	T, 0-0 (2 OT)	445
9/26	at Rutgers	L, 0-1	698
9/30	Michigan State	T, 2-2 (2 OT)	513
10/3	at Northwestern	L, 1-2	257
10/10	Michigan	L, 2-3	680
10/14	Iowa	L, 3-4	779
10/17	Wisconsin	W, 1-0	656
10/21	at Illinois	W, 3-1	458
10/24	at Minnesota	W, 2-0	811

Season Score:  
 Corner Kicks: NU-95, Opponents-91  
 Fouls: NU-195, Opponents-181  
 Yellow Cards: NU-18, Opponents-17  
 Red Cards: NU-0, Opponents-0  
 Home Attendance: ; Average: 669

Home Games in Bold at Hibner Stadium

## 2022

(8-7-5)

Big Ten Record (Place): 5-3-2 (4th)  
 Big Ten Tournament (Place): 1-1 (Semifinals)  
 Final National Rank: None  
 Home: 7-3-4  
 Away: 2-3-2  
 Neutral: 0-1-0

Date	Opp. (NU/Opp.Rk)	Result	Att.
8/7	at Omaha (/)	T, 0-0	1,252
8/12	Tulsa (/)	W, 2-0	700
8/18	San Diego State (/)	L, 1-2	679
8/21	Oklahoma (/)	W, 2-1	917
8/25	Arizona (/)	T, 1-1	685
8/28	Weber State (/)	W, 3-1	788
9/1	Portland (/)	L, 0-2	572
9/4	at Saint Louis (/)	L, 1-5	589
9/8	NC State (/)	T, 0-0	750
9/11	USC (/)	T, 1-1	847
8/16	Minnesota (/)	W, 1-0	1,456
9/22	Northwestern (/9)	L, 2-4	719
9/25	at Michigan	W, 1-0	1,140
9/29	at Purdue	T, 1-1	449
10/2	at Indiana	W, 2-0	302
10/8	Ohio State (/16)	T, 2-2	1,095
10/13	Illinois	W, 3-1	955
10/16	at Iowa	L, 0-4	404
10/20	Penn State (/24)	W, 4-2	1,142
10/23	at Wisconsin	L, 1-4	748
10/30	Ohio State (/25)	W, 4-0	1,519
11/3	%vs. Michigan State (/6)	L, 1-2	--

Season Score:  
 Corner Kicks: NU-104, Opponents-75  
 Fouls: NU-232, Opponents-237  
 Yellow Cards: NU-19, Opponents-13  
 Red Cards: NU-0, Opponents-0  
 Home Attendance: 12,824; Average: 916

Home Games in Bold at Hibner Stadium  
 %-at Big Ten Tournament  
 \$-Game played in Columbus, Ohio

## 2023

(17-4-3)

Big Ten Record (Place): 7-1-2 (2nd)  
 Big Ten Tournament (Place): 1-1 (Semifinals)  
 Final National Rank: 15th  
 Home: 10-1-2  
 Away: 7-2-1  
 Neutral: 0-1-0

Date	Opp. (NU/Opp.Rk)	Result	Att.
8/17	at Creighton (/)	T, 2-2	1,834
8/20	vs Baylor (/)	W, 2-1	1,061
8/24	at Eastern Washington (/)	W, 6-0	120
8/27	at Gonzaga (/)	W, 3-1	600
8/31	vs Missouri (/)	W, 5-0	710
9/3	at Kansas State (/)	W, 4-0	1,168
9/7	UC Davis (24/)	W, 4-1	750
9/10	Saint Louis (24/)	L, 2-3	1,307
9/15	Wisconsin (/)	T, 1-1	1,771
9/21	at Ohio State (/)	W, 2-1	740
9/24	at Penn State (/4)	L, 0-1	502
9/28	vs Rutgers (/)	T, 2-2	1,116
10/1	at Northwestern (/)	W, 3-2	544
10/7	vs Iowa (/)	W, 4-2	1,390
10/12	vs Maryland (/)	W, 3-0	621
10/15	at Minnesota	W, 2-0	865
10/19	vs Purdue (25/)	W, 2-0	1,211
10/22	at Illinois (25/)	L, 4-2	534
10/29	%vs Ohio State (19/)	W, 3-2	1,227
11/2	%vs. Wisconsin (15/12)	L, 1-3	--
11/10	%vs South Dak St. (15/)	W, 5-2	2,044
11/17	%vs Tennessee (15/)	W, 2-1	2,318
11/19	%vs UC Irvine (15/)	W, 4-0	1,717
11/24	*at Stanford (15/3)	L, 1-2	1,949

Season Score:  
 Corner Kicks: NU-155, Opponents-113  
 Fouls: NU-279, Opponents-252  
 Yellow Cards: NU-19, Opponents-15  
 Red Cards: NU-0, Opponents-1  
 Home Attendance: 19,179; Average: 1,475

Home Games in Bold at Hibner Stadium  
 %-at Big Ten Tournament  
 \$-Game played in Columbus, Ohio  
 \*-NCAA Tournament

2024

(6-10-1)

Big Ten Record (Place): 7-1-2 (14th)

Big Ten Tournament (Place): DNQ

Final National Rank: None

Home: 5-4

Away: 1-6-1

Neutral: 0-0

Date	Opp. (NU/Opp.Rk)	Result	Att.
8/15	Oklahoma State (/)	L, 0-2	1,379
8/18	Colorado State (6/)	W, 3-2	1,336
8/23	Duke (/)	L, 0-3	1,320
9/2	Creighton (/)	W, 5-2	2,382
9/5	at Oregon State (/)	W, 2-1	467
9/8	at Portland (/)	L, 0-1	1,010
9/12	at Iowa (/17)	L, 0-2	1,267
9/19	at Michigan State (/5)	L, 1-4	1,813
9/22	at Michigan (/)	L, 2-3	925
9/26	Illinois (/)	W, 1-0	1,243
9/29	Penn State (/15)	L, 0-1	1,353
10/6	at Wisconsin (/)	T, 2-2	523
10/10	at Rutgers (/)	L, 2-3	817
10/13	at Maryland (/)	L, 0-2	702
10/17	Oregon (/)	W, 3-0	1,284
10/20	Washington (/)	L, 0-2	1,237
10/27	Indiana (/)	W, 3-1	1,399

Season Score:

Corner Kicks: NU-100, Opponents-50

Fouls: NU-187, Opponents-236

Yellow Cards: NU-13, Opponents-17

Red Cards: NU-2, Opponents-0

Home Attendance: 12,933; Average: 1,437

Home Games in Bold at Hibner Stadium

% - at Big Ten Tournament

\$ - Game played in Columbus, Ohio

\* - NCAA Tournament

## JOHN WALKER (1994-PRESENT, 371-203-62, .639, 31 SEASONS)

Season	Games	Record	Pct.	Conference	Pct.	Finish	Conference Tournament	NCAA Tournament
1994	18	14-4-0	.778	N/A	.000	None	None	DNQ
1995	18	10-8-0	.556	N/A	.000	None	None	DNQ
1996	24	23-1-0	.958	9-0-0	1.000	1st	2-0, Champion	2-1, Elite Eight
1997	22	18-4-0	.818	8-2-0	.800	2nd	1-1, Runner-Up	1-1, Sweet 16
1998	22	17-4-1	.795	9-1-0	.900	2nd	2-0, Champion	1-1, Sweet 16
1999	25	22-1-2	.920	10-0-0	1.000	1st	3-0, Champion	2-1, Elite Eight
2000	24	22-2-0	.917	9-1-0	.900	1st	3-0, Champion	1-1, Sweet 16
2001	23	17-5-1	.761	8-1-1	.850	2nd	1-1, Semifinals	2-1, Sweet 16
2002	25	16-6-3	.700	6-3-1	.650	3rd	3-0, Champion	2-1, Sweet 16
2003	22	13-8-1	.614	6-4-0	.600	4th	1-1, Semifinals	1-1, Second Round
2004	23	14-9-0	.609	6-4-0	.600	5th	0-1, First Round	2-1, Sweet 16
2005	23	14-8-1	.630	6-3-1	.650	2nd	1-1, Semifinals	1-1, Second Round
2006	20	10-7-3	.575	4-5-1	.450	5th	0-1, First Round	DNQ
2007	19	5-10-4	.368	1-8-1	.150	Tied 10th	DNQ	DNQ
2008	20	10-9-1	.525	6-4-0	.600	6th	0-1, First Round	DNQ
2009	20	11-5-4	.650	5-3-2	.600	4th	0-1, First Round	DNQ
2010	21	13-7-1	.642	5-4-1	.550	3rd	1-1, Semifinals	DNQ
2011	18	7-10-1	.416	4-7-0	.364	10th	DNQ	DNQ
2012	20	7-12-1	.375	4-7-0	.364	Tied 7th	0-1, First Round	DNQ
2013	24	19-4-1	.812	10-1-0	.909	1st	3-0, Champion	1-1, Second Round
2014	19	8-9-2	.473	4-7-2	.385	Tied 9th	DNQ	DNQ
2015	17	8-7-2	.529	4-5-2	.455	Tied 9th	DNQ	DNQ
2016	22	11-6-5	.614	5-3-3	.591	6th	0-1, First Round	1-1, Second Round
2017	19	9-5-5	.605	3-3-5	.500	Tied 8th	DNQ	DNQ
2018	21	9-7-5	.548	5-3-3	.591	Tied 5th	1-1, Semifinals	DNQ
2019	18	4-10-4	.333	3-6-2	.364	Tied 8th	DNQ	DNQ
2020-21	10	2-5-3	.350	2-5-3	.350	11th	DNQ	DNQ
2021	18	7-9-2	.444	3-5-2	.400	11th	DNQ	DNQ
2022	20	8-7-5	.525	5-3-2	.600	Tied 4th	1-1, Semifinals	DNQ
2023	24	17-4-3	.771	7-1-2	.700	2nd	1-1, Semifinals	3-1, Elite Eight
2024	17	6-10-1	.382	3-7-1	.318	14th	DNQ	DNQ
Totals	636	371-203-62	.583	160-106-35	.531	4 Titles	24-14, 6 Titles	20-13, 13 Apps.

## ASSISTANT COACHES

STACY MESSER

» 1994

» 1 Season

MEGAN SKINNER

» 1995-2004

» 10 Seasons

ANN COOK

» 2005-2006

» 2 Seasons

WALLY CRITTENDEN

» 2007-2009

» 3 Seasons

MICHELLE DEMKO

» 2007-2009

» 3 Seasons

MARTY EVERDING

» 1994-2006;

2010-2024

» 28 Seasons

DAN BASSETT

» 2010-2012

» 3 Seasons

PETER UNDERWOOD

» 2012-2015

» 3 Seasons

IAN BRIDGE

» 2015-present

» 9 Seasons

DAN BALL

» 2025-present

» 1 season



Ian Bridge

Assistant Coach



Savanah Anderson-Baer

Assistant Coach



Dan Ball

Assistant Coach



Player (Pos., Uniform #, Hometown/H.S.)	Letters	GP/GS	G	A	Pts.
Aitchison, Kathleen (MF, #14, Delta, B.C./Little Flower Academy)	2019-20-21	32/12	0	0	0
Allen, Savannah (D, #28, Grand Island, Neb./Grand Island)	2007	10/0	1	0	2
Altman, Maggie (F, #48, San Francisco, Calif./Sacred Heart Cathedral)	2021-22-23	40-3	1	2	4
Anderson, Meghan (MF, #22, Omaha, Neb./Burke)	1998-99-00-01	94/94	48	50	146
		See GK Stats			
Andrews, Sasha (D, #20, Edmonton, Alberta/Harry Alulay)	2004-05	66/65	9	6	24
Anglim, Lauryn (D/MF, #21, LaVista, Neb./Pappillion-LaVista)	2022-23-24	61-61	3	14	20
Areman, Samantha (MF, #4, Firth, Neb./Norris)	2011-12-13-14	75/41	2	5	9
Badje, Bri (D, #14, Lincoln, Neb./Southwest)	2010-11-12	46/18	1	1	3
Baker, Nikki (F/D, #16, Bixby, Okla./Bixby)	2002-03-04-05	91/81	30	8	68
Baldo, Lia (MF, #27, Glenview, Ill./Loyola Academy)	2014-15	16/10	2	0	4
Bantnor, Laura (D, #15, Omaha, Neb./Gross)	1994	7/2	0	0	0
Bartels, Stacy (MF/F, #7, Omaha, Neb./Skutt)	2010-11-12-13	83/65	15	11	41
Belzile, Florence (MF, #66, Ottawa, Ontario, Canada/Bill Brothers)	2021-22-23-24	73/54	8	28	44
Benson, Jenny (MF/D, #8, Huntington Beach, Calif./Marina)	1996-97-99-00	92/91	26	47	99
Berkshire, Julie (F/MF, #24, Omaha, Neb./Westside)	2006-07-08-09	54/0	4	2	10
		See GK Stats			
Bevins, Katrena (MF/F, #2, Omaha, Neb./Millard South)	1994	18/2	4	0	8
Bigham, Andi (MF/F, #8, Omaha, Neb./Marian)	1995	16/0	2	2	6
Borer, Reese (D, #8, Lincoln, Neb./Norris)	2023-24	33-17	0	2	2
Boswell, Danielle (MF/F, #16, Fresno, Calif./Bullard)	1994	18/18	13	0	26
Boyd, Breanna (D, #20, Calgary, Alberta/Sir Winston Churchill)	1999-00-01-02	93/71	12	5	29
Boyle, Aislinn (MF, #29, Burlington, Ontario, Canada/Hayden Secondary)	2021	0/0	0	0	0
Brandt, Meg (MF, #32, Ankeny, Iowa/Centennial)	2016-17-18-19	80/77	12	7	31
Bredenberg, Brooke (MF/GK, #33, Champlin Park, Minn./Champlin Park)	2001-02-03-04	74/52	8	5	21
		See GK Stats			
Brennan, Brooks (D, #30, Albuquerque, N.M./Albuquerque Academy)	2014-15	13/0	0	0	0
Brennan, Rachel (F, #23, Omaha, Neb./Millard North)	2013	9/0	0	0	0
Brennan, Stephanie (MF, #3, Cedar Rapids, Iowa/JFK)	1994	28/17	1	0	2
Brown, Grace (D, #27, Iowa City, Iowa/City High)	2017-18-19-20-21	68/53	0	2	2
Brown, Heather (D, #20, Cobourg, Ontario/East)	1995-96-97-98	66/47	0	1	1
Brown, Olivia (D, #22, Ankeny, Iowa/Centennial)	2018-19-20-21	38/33	1	1	3
Bruch, Jessie (MF/F, #8, St. Louis, Mo./Nerinx Hall)	2003-05-06-07	73/72	22	5	49
Buel, Caroline (MF/D, #17, Polk City, Iowa/Ankeny)	2015-16-17-18	73/65	2	5	9
Bunkers, Katie (D, #14, Sioux Falls, S.D./O'Gorman)	2002-03-04-05	89/78	2	1	5
Burris, Brooke (MF, #14, Lee's Summit, Mo./North)	2013	3/0	0	0	0
Buzzell, Lauren (D, #44, St. Francis, Minn./St. Francis)	2024	2/0	0	0	0
Caniglia, Anna (D, #20, Omaha, Neb./Millard North)	2006-07-08-09	79/79	10	14	34
Cardona, Alexa (F, #20, Lincoln, Neb./Pius X)	2007-09	30/3	2	5	9
Carey, Danica (MF/F, #2, San Diego, Calif./University)	1998-99-00-01	79/16	6	9	21
Carpenter, Kayma (F, #29, Lincoln, Neb./East)	2023-24	16/3	1	1	3
Carter, Ashley (F, #18, Omaha, Neb./Marian)	2003	20/17	6	3	15
Carter, Faith (F, #6, Papillion, Neb./TCU/Marian)	2017-18	27/20	9	2	20
Casey, Jourden (MF, #20, Omaha, Neb./Westside)	2011-12-13-14	57/14	0	3	3
Chan, Dakota (MF/F, #8, Richmond, B.C./RA McMath Secondary School)	2018-19-20-21	40/34	2	1	5
Cincotta, Emilee (MF/F, #16, Tigard, Ore./Tigard)	2016-17	13/6	1	0	2
Claassen, Courtney (MF, #10, Parkville, Mo./Park Hill South)	2013-14-15-16	72-40	2	6	10
Clark, Audra (F, #16, San Antonio, Tex./Medina Valley)	2020-21-22-23-24	36-0	0	1	0
Conroy, Mayme (F, #11, Omaha, Neb./Skutt)	2011-12-13-14	80/65	35	8	78
Cooke, Natalie (F, #19, Richmond, B.C./Richmond Secondary)	2017-18-19-20-21	52/3	1	2	4
Coons, Kenzie (MF, #10, Omaha, Neb./Texas Tech/Millard West)	2018-19-20-21	56/38	1	2	4
Cooper, Jenna (F/D, #3, Louisville, Ky./Sacred Heart Academy)	2001-02-03	70/69	4	25	33
Corder, Aubrei (GK, #25, Barboursville, W.Va./Home Schooled)	2016-17-18-19	80/80	0	1	1
		See GK Stats			
Corral, Mayte (GK, #24, Los Gatos, Calif./Los Gatos)	2018	See GK Stats			
Corrie, Samantha (D, #19, Winchester, England/Peter Symonds College)	2023	4/0	0	1	1
Dale, Eleanor (F, #21, Billingham, England)	2020-21-22-23	65-53	44	9	97
Davis, Hannah (F, #13, Lincoln, Neb./Kansas State/Southwest)	2020	4/0	0	0	0
De Vitis, Erica (MF, #7, Irvine, Calif./Santa Margarita)	1995-96	42/42	5	11	21
Dennis, Tanya (F/D, #11, Brampton, Ontario/St. Marguerite D'Youville)	2003-04-05-06	64/62	4	8	16
Denomme, Michelle (GK, #0, London, Ontario/Catholic Central)	1995-96	See GK Stats			
Dickerson, Shannon (MF, #16, Highlands Ranch, Colo./ThunderRidge)	2006-08	18/11	1	1	3
Dittmar, Hannah (MF, #24, Gretna, Neb./Gretna)	2011-12-13-14	61/28	3	4	10
Dudley, Alison (GK, #0, Omaha, Neb./Millard South)	1994	See GK Stats			
Eddleman, Lindsay (F, #13, Lakewood, Colo./Bear Creek)	1996-97-98-99	88/88	50	27	127
Eilman, Brianna (MF, #31, Omaha, Neb./Westside)	2008	10/0	0	0	0
Elertson, Amanda (F, #15, McKinney, Texas/Boyd)	2012	4/0	0	0	0
Engesser, Kim (F, #2, Huntington Beach, Calif./Ocean View)	1997-98	44/44	53	10	116
Erdkamp, Jackie (GK, #00, LaVista, Neb./Papillion-LaVista)	1998	See GK Stats			
Exstrom, Bri (MF, #18, Lincoln, Neb./Southwest)	2009	5/0	1	0	2
Ferraz, Helena (GK, #00, Campinas, Brazil/American School of Campinas)	2016-17	See GK Stats			
Fitzgerald, Vern (MF, #12, Lincoln, Neb./East)	2002-03-04-05	76/56	6	8	20
Flannery, Alyssa (MF, #25, Omaha, Neb./Millard North)	2012-13	23/0	0	0	0
Flynn, Caroline (MF, #21, Lincoln, Neb./Southwest)	2012-13-14-15-16	78/78	11	7	29
Fox, Helen (F/D, #8, Guelph, Ontario/St. James)	2001-02	18/0	0	0	0
Franck, Tanya (D/MF, #4, Toronto, Ontario/Earl Haig)	1994-95-97	64/64	10	6	26
Fulmer, Michaela (F, #21, Lee's Summit, Mo./O'Hara)	2007-08-09-11	71/22	9	8	26
Gansebom, Karlee (D, #8, Bennington, Neb./Bennington)	2012	2/0	0	0	0
Gay, Kristen (MF, #11, Garland, Texas/Naaman Forest)	1995-96-97-98	86/80	22	17	61
Gluck, Christine (D, #3, Chino, Calif./Don Lugo)	1997-98-99-00	92/91	3	8	14

**Player (Pos., Uniform #, Hometown/H.S.)****Letters****GP/GS****G****A****Pts.**


Goetzmann, Colleen (MF, #4, Omaha, Neb./Millard North)	2007-08-09-10	70/58	9	2	20
Goetzmann, Katie (MF, #5, Omaha, Neb./Millard North)	2008-09-10-11	78/61	1	14	16
Goff, Kelsey (MF, #26, Liberty, Mo./Liberty)	2011	3/0	0	0	0
Goodell, Jessie (F/MF, #13, Durango, Colo./Durango)	2005-06	41/7	2	5	9
Goosen, Brittany (D, #23, Olathe, Kan./Olathe South)	2007-08-09-10	78/78	1	2	4
Gray, Caroline (MF, #12, Kansas City, Mo./St. Teresa's Academy)	2011-12-13-14	81/80	8	12	28
Greco, Julie (F, #16, Omaha, Neb./Marian)	1997-98	35/1	8	1	17
Greenwood, Lindsey (F/MF, #16, Bettendorf, Iowa/Pleasant Valley)	2000-01	46/0	6	7	19
Greischar, Kylie (D, #23, Overland Park, Kan./Blue Valley Northwest)	2011-12-13	44/26	1	3	5
Gretzky, Mila (D, #49, Brantford, Ontario/North Park Collegiate)	2019	16/12	0	0	0
Guyott, Ella (D/MF, #5, Papillion, Neb./Papillion-La Vista)	2023-24	41/30	1	4	6
Hanson, Haley (MF, #8, Overland Park, Kan./Olathe East)	2014-15-16-17	75/72	19	7	45
Hanssler, Maddie (F/MF, #13, Parker, Colo./Ponderosa)	2010-11	24/3	2	1	5
Hargreaves, Lindsay (D, #11, Victoria, B.C./Belmont Senior Secondary)	2016	1/0	0	0	0
Harms, Christy (F/D, #9, Blue Springs, Mo./Blue Springs)	2000-01-02-03	79/58	18	8	44
Hauk, Nicola (D, #4, Heidelberg, Germany/ Delta State/ Kurfurst-Friedrich)	2022-23-24	58/44	3	3	9
Hauk, Samantha (GK, #91, Argyle, Texas/Arizona/Denton Guyer)	2021-22-23-24	See GK Stats			
Haxton, Kelly (F/D, #5, Calgary, Alberta/Dr. E.P. Scarlett)	2000-01-02	58/11	8	4	20
Hayes, Maritza (D, #22, O'Fallon, Mo./Francis Howell)	2010-11-12-13	81/76	0	3	3
Haynes, Iman (D/F, #36, Denver, Colo./Kent Denver)	2001-02-03	57/7	6	2	14
Henry, Marie-Claude (F/D, #17, St. Hyacinthe, Quebec/Marie-Victorin)	2000-01	20/1	1	0	2
Herbrik, Tara (F, #5, Port Coquitlam, B.C./Terry Fox)	1994	18/18	5	2	12
Hick, Ashley (MF, #10, Omaha, Neb./Millard North)	2010-11	10/0	0	0	0
Hill, Briley (F, #74, Lincoln, Neb./East)	2021-22-23	35/0	2	1	5
Hilton, Amanda (MF, #15, West Chicago, Ill./St. Charles East)	2014-15-16-17	42/4	0	0	0
Hogan, Becky (MF/F, #18, West Jordan, Utah/West Jordan)	1995-96-97-98	82/80	17	22	56
Hogan, Kari (MF, #4, Lakewood, Colo./Wheat Ridge)	2002-03-04	69/40	3	13	19
Hornbacher, Rebecca (GK, #1, Ralston, Neb./Ralston)	1996-97	See GK Stats			
Huber, Elyse (F, #26, Sioux City, Iowa/East/Burlington)	2016-17-18	53/27	8	2	18
Hungerford, Meghan (F, #13, Manhattan, Kan./Manhattan)	2004-05-07	29/4	2	0	4
Iacchelli, Selenia (MF, #9, Edmonton, Alberta/National Sport)	2005-06-07-08	77/66	9	9	27
Isenhower, Lauren (F, #77, Lenexa, Kan./Shawnee Mission NW)	2005-07-08-09	68/19	5	7	17
Ingram, Lindsey (MF, #6, Littleton, Colo./Chatfield)	2001-02-03-04	80/65	7	10	24
Jackson, Jordan (MF, #16, Overland Park, Kan./Blue Valley West)	2009-10-11-12-13	85/79	35	31	101
Jamani, Aysha (F, #14, Calgary, Alberta/National Sport)	2005-06-07-08	72/67	15	11	41
Jensen, Kellie (D, #31, Leawood, Kan./Blue Valley West)	2005-06	40/4	0	0	0
Johnson, Erika (GK, #0, North Oaks, Minn./Mounds View)	2014-15	See GK Stats			
Johnson, Jaycie (F, #19, Lake Winnebago, Mo./Lee's Summit West)	2013-14-15-16	73/72	42	8	92
Jones, Brooke (F/MF, #18, Overland Park, Kan./Olathe East)	1999-00	31/0	5	4	14
Karakusis, Pam (MF, #7, Littleton, Colo./Columbine)	2002-03	41/29	1	2	4
Kenny, Brigid (F, #5, North Platte, Neb./North Platte)	2004	7/0	0	0	0
King, Kristi (D, #12, Burlington, Ontario/Corpus Christi)	2015	6/0	0	0	0
Kirchner, McKensie (D, #1, Omaha, Neb./Millard North)	2005-06-07	22/1	0	1	1
Klages, Jamie (GK, #6, Coronado, Calif./Coronado)	2005-06	See GK Stats			
Kraeutner, Katie (F, #5, North Saanich, B.C./Parkland Secondary)	2012-13-14-15	78/73	11	9	31
Kusleika, Kylie (MF, #25, Omaha, Neb./Westside)	2010	8/0	0	0	0
Lamale, Leah (GK/F, #1, West Des Moines, Iowa/Valley)	1999-00-01-02	21/0	1	2	2
Lane, Gwen (F/MF, #23, Lincoln, Neb./Southwest)	2020-21-23-24	80/76	3	8	14
Lanier, Brittney (F, #12, Carrollton, Texas/Trinity Christian Academy)	2006-07-08-09	58/16	2	2	6
Latham, Christine (F, #11, Calgary, Alberta/Lord Beaverbrook)	1999-00-01-02	94/75	69	29	167
Leachman, Kate (F, #4, Larkspur, Colo./Idaho State/Douglas County)	2019-21	41/14	1	3	5
LeBlanc, Karina (GK, #1, Maple Ridge, B.C./Maple Ridge)	1997-98-99-00	See GK Stats			
Loebel, Michaela (F/MF, #14, Geneva, Ill./Geneva)	2014-15-17-18	55/13	1	3	5
Lokanc, Ali (F/MF/D, #18, San Diego, Calif./Patrick Henry)	2006	13/3	0	1	1
Macdonald, Tara (GK, #1, Austin, Texas/James Bowie)	2009-10	See GK Stats			
Makovicka, Ava (MF, #1, Gretna, Neb./Gretna)	2023-24	4/0	0	0	0
Maldonado, Adriana (F/MF, #77, Fresno, Calif./Clovis West)	2019-21	21/16	1	0	2
Marcus, Emma (F, #6, Winter Springs, Fla./Winter Springs)	2019	17/6	0	0	0
Marchant, Sydney (GK, #24, Grant, Minn./Mahtomedi)	2021	See GK Stats			
Marlborough, Morgan (F, #15, Lee's Summit, Mo./North)	2009-10-11	58/58	59	25	143
Massey, Alex (F, #28, Kearney, Mo./Kearney)	2012	16/4	1	0	2
McClanahan, Amanda (F/D, #4, Papillion, Neb./Tennessee/Papillion-La Vista South)	2015-16-17	48/5	0	2	2
McKay, Anya (D, #26, Mount Horeb, Wisc./Mount Horeb)	2024	0/0	0	0	0
McKinney, Hannah (F, #29, Rancho Cucamonga, Calif./Los Osos High School)	2016-17-18-19	24/0	0	0	0
Merrill, Megan (F, #17, Omaha, Neb./Millard West)	2010	4/0	0	0	0
Miller, Erin (GK/F, #15, Sioux Falls, S.D./Washington)	2000-01-02	See GK Stats			
Mills, Jessica (GK, #11, Houston, Texas/Clear Lake)	2007-08-09	See GK Stats			
Miramontez, Sinclair (D, #5, Lenexa, Kan./Shawnee Mission West)	2016-17-18-19	76/76	5	1	11
Miramontez, Sydney (MF, #9, Lenexa, Kan./Shawnee Mission West)	2013-14-15-16	75/48	6	14	31
Morneau, Isabelle (D, #9, Longueuil, Quebec/Edouard-Montpetit)	1996-97-98-99	91/91	24	22	70
Mostowich, Kayla (MF/D, #11, Edmonton, Alberta/Strathcona Composite)	2018-19-20-21	13/2	0	1	1
Napora, Allison (F/MF, Papillion, Neb./Papillion La-Vista South)	2021-22	8/0	1	0	2
Nelsen, Jill (MF, #2, Newport Beach, Calif./Newport Harbor)	1996	19/0	2	2	6
Nonen, Sharolta (D, #6, Vancouver, B.C./Kitsilano)	1996-97-98-99	93/69	9	35	53
O'Neal, Emily (D, #2, Dallas, Texas/Highland Park)	2016	5/0	0	0	0
Ochoa, Brenna (MF/F, #28, Omaha, Neb./Millard West)	2016-17-18-19	78/69	4	15	23
Odermann, Jaylyn (D, #13, Gretna, Neb./Millard North)	2012-13-14-15	78/67	6	9	21
Officer, Lynne (D, #12, Omaha, Neb./Millard North)	1995-96-97	45/0	1	4	6

**Player (Pos., Uniform #, Hometown/H.S.)****Letters****GP/GS****G****A****Pts.**

Osborn, Maddy (GK, #24, Elkhorn, Wisc./Elkhorn Area)	See GK Stats				
Peetz, Carly (D, #10, Lincoln, Neb./Pius X)	2006-07-08-09	79/79	9	7	25
Penas, Abby (F, #22, Grand Island, Neb./Grand Island)	2003-04-05-07	73/23	1	2	4
Peterson, Alli (MF/D, #22, Iowa City, Iowa/West)	2014-15-16-17	69/65	1	2	4
Peterson, Haley (MF, #2, Lincoln, Neb./East)	2021-22-23-24	71/59	5	7	17
Pfeil, Brittany (GK, #00, Norfolk, Neb./Norfolk)	2007-08	See GK Stats			
Phillips, Paige (F/MF, #21, Omaha, Neb./Millard North)	2000-01-02	74/20	3	9	15
Poehling, Lindsay (D, #19, Elkhorn, Neb./Elkhorn)	2006-07-08	58/57	0	4	4
Popoola, Marissa (F, #17, Overland Park, Kan./Blue Valley West)	2019-20-21-22-23	71/18	1	2	4
Powell, Shay (F, #2, Dallas, Texas/Lutheran)	2006-07-08-09	72/53	17	11	45
Preston, Becky (F/D, #12, Omaha, Neb./Burke)	1998-99-00-01	94/73	13	18	44
Prosoki, Emma (MF, #20, Omaha, Neb./Marian)	2022-23-24	58/11	2	3	7
Pujado, Theresa (MF, #9, Harrisburg, S.D./O'Gorman Catholic)	2017-18-19-20-21	71/46	4	2	10
Raabe, Reagan (F, #7, Omaha, NE./Millard West)	2020-21-22-24	43/43	10	8	28
Raber, Sari (D/F, #7, Richmond, B.C./McMath)	2004-06-07-08	77/67	8	8	24
Rappold, Molly (MF, #19, Prairie Village, Kan./Shawnee Mission East)	2011	4/0	0	0	0
Ratliff, Kim (D/F, #17, Omaha, Neb./Millard South)	1994-95-96	60/23	9	3	21
Reinhard, Sami (MF, #6, Long Beach, Calif./Woodrow Wilson Classical)	2014-15-16-17	53/45	2	3	7
Rheem, Kelly (F, #10, Littleton, Colo./Arapahoe)	1998-99-00-01	93/65	29	35	93
Richardson, Amber (MF, #10, LaVista, Neb./Papillion-LaVista)	2002-03	12/0	0	0	0
Rienks, Alexis (D, #13, Lincoln, Neb./New Mexico State/Southwest)	2016-17	33/4	1	1	3
Riley, Jamie (F, #13, Centerville, Utah/Viewmont)	1994-95	33/28	10	14	34
Ritterbush, Kristina (D, #6, Albuquerque, N.M./Sandia)	1994-95	36/31	5	3	13
Rohloff, Chelsi (MF, #19, Papillion, Neb./Papillion-La Vista)	2012	5/0	0	0	0
Romero, Ari (D, #2, Surprise, Ariz./Willow Canyon)	2010-11-12-13	77/77	2	7	11
Rowell, Leslie (GK, #6, Lake Forest, Ill./Shattuck-St. Mary's)	2015	See GK Stats			
Rudney, Ella (MF/F, #25, Grand Island, N.Y./Senior)	2023	30/0	1	1	3
Sadusky, Jetta (F, #10, Littleton, Colo./Columbine)	2004	22/5	1	0	2
Sanchez, Jamie (D, #13, Lincoln, Neb./Lutheran)	2008	5/0	0	0	0
Saunders, Kori (MF/F, #13, Overland Park, Kan./St. Teresa's, Mo.)	1999-00-01-02	86/63	27	20	74
Scace, Aly (MF, #2, Talala, Okla./Oolagah-Talala)	2002-03-04-05	72/55	1	3	5
Schafers, Hannah (D, #26, Lincoln, Neb./Pius X)	2014	2/0	0	0	0
Schatz, Kelly (GK, #1, Naperville, Ill./Central)	2013-14	See GK Stats			
Schoen, Danielle (F, #4, Albuquerque, N.M./La Cueva)	2005-06	28/1	0	0	0
Schroff, Kaile (MF, #9, Lincoln, Neb./East)	2004	6/0	0	0	0
Schwarz, Abbey (F, #6, Bennington, Neb./Roncalli Catholic)	2021-22-23-24	69/59	12	21	45
Short, Makinzie (GK, #1, Erie, Colo./Peak to Peak Charter School)	2019-20-21	See GK Stats			
Sieczkowski, Brenda (D, #9, Omaha, Neb./Duchesne Academy)	1994-95	32/32	0	0	0
Slapper, Blair (D, #6, Prairie Village, Kan./Shawnee Mission East)	2008-09-10-11	73/43	0	10	10
Smith, Lauren (GK, #23, Glenview, Ill./Loyola Academy)	2016-17	See GK Stats			
Smith, Sandy (MF, #5, Huntington Beach, Calif./Huntington Beach)	1995-96-97-98	75/16	1	15	17
Snowden, Reese (D, #18, Manhattan, Kan./Manhattan)	2024	15/7	4	0	8
Stevens, Emma (GK, #0, Corona, Calif./Santiago)	2010-11-12-13	See GK Stats			
Stoneburner, Katie (MF, #12, Omaha, Neb./Millard West)	2021	7/0	0	0	0
Sulpizio, Ashley (GK, #0, Gardnerville, Nev./Douglas)	2001	0/0	0	0	0
Swearer, Amy (GK, #18, Lincoln, Neb./Lutheran)	2011-12	See GK Stats			
Tanaka, Shannon (MF, #14, Calgary, Alberta/Henry Wise Wood)	1998-99-00-01	93/72	13	14	40
Tatum, Lauren (MF/F, #7, Baton Rouge, La./Scotlandville)	1997-98-99-00	82/43	11	12	34
Taylor, Emily (MF, #17, The Woodlands, Texas/The Woodlands)	2012	10/0	0	1	1
Tenn, Ashley (MF, #24, Visalia, Calif./Redwood)	2003	21/6	3	0	6
Thomas, Molly (F, #8, Omaha, Neb./Millard North)	2008-09-10-11	79/72	17	17	51
Thrush, Sarah (F, #12, Sorrento, Fla./Mount Dora)	2017-18	11/0	0	0	0
Timko, Brittany (MF, #17, Coquitlam, B.C./Centennial)	2003-04-05-06	71/68	41	42	124
Turney, Nikki (D, #18, Surrey, B.C./Fraser Heights Secondary)	2014-15-16	39/19	1	1	3
Ulness, Allison (MF, #30, Moorhead, Minn./Moorhead)	2018-19-20-21	9/1	0	0	0
Uppinghouse, Kari (MF, #15, Littleton, Colo./Arapahoe)	1995-96-97	64/64	42	20	104
Uveges, Savannah (F/MF, #7, Bartlett, Ill./South Elgin)	2017-18-19	44/34	11	4	26
Vacek, Abby (F, #22, Lincoln, Neb./Pius X)	2023-24	9/0	0	0	0
Vacek, Stephanie (D, #10, Papillion, Neb./Papillion-LaVista)	1994-95-96-97	80/79	8	11	27
Villa, Cece (GK, #00, Altoona, Iowa/Dowling Catholic)	2021-22-23-24	See GK Stats			
Waite, Sadie (MF, #11, St. Thomas, Ontario, Canada/ Parkside Collegiate Institute)	2022-23-24	55/50	7	6	20
Walsh, Amy (MF, #17, St. Bruno, Quebec/Richelieu Valley)	1997-98-99	63/42	14	8	36
Watkins, Niejia (D, #21, Orlando, Fla./Lake Howell)	2018	15/0	0	0	0
Webber, Elana (MF, #26, Lincoln, Neb./Pius X)	2020-21	1/0	0	0	0
Weber, Sarah (F/MF, #42, Gretna, Neb./Gretna)	2021-22-23-24	78/78	43	16	102
Wehrman, Dixie (MF, #12, Derby, Kan./Derby)	1994	11/0	1	1	3
White, Anna (MF, #91, Warrensburg, Mo./Warrensburg)	2007-08-09-10	77/65	2	2	6
White, Jaclyn (F, #27, Long Beach, Calif./Bishop Montgomery)	2007-08-09-10	58/4	6	4	16
Wicker, Jacy (MF/F, #5, Colleyville, Texas/Colleyville Heritage)	2006	19/11	0	0	0
Williams, Najah (F/D, #4, Phoenix, Ariz./Xavier)	1998-99-00-01	84/22	13	10	36
Willrett, Anne (F, #18, Omaha, Neb./Marian)	2001	21/0	0	2	2
Woolf, Lacey (MF/F, #6, Urbandale, Iowa/Urbandale)	2000	12/0	2	0	4
Wright, Katie (GK, #1, Mission Viejo, Calif./Mission Viejo)	2003-04	See GK Stats			
Wright, Tanya (MF/D, #14, Welland, Ontario/Centennial)	1994-95-97	55/36	9	6	24
Young, Hannah (MF, #20, Enola, Pa./East Pennsboro)	2018-19-20	28/9	0	0	0
Zade, Jordan (MF, #37, Olathe, Kan./De Soto)	2021-22-23-24	74/67	1	20	22
Zugay, Ashley (MF/D, #15, Ann Arbor, Mich./Pioneer)	2018-19-20-21	55/31	0	3	3
Zuniga, Andrea (F, #17, Omaha, Neb./Burke)	2007	5/0	0	0	0

## GOALKEEPER STATISTICS

Player	GP/GS	Saves	Minutes	GA	GAA	Sho	Record
Anderson, Meghan	3/1	10	144	1	0.63	1	1-0-0
Berkshire, Julie	4/0	0	21	1	4.29	0	0-0-0
Bredenberg, Brooke	18/17	77	1,556	24	1.39	2.5	11-6-1
Corder, Aubrei	80/80	249	7,604	84	0.99	27.2	33-28-19
Corral, Mayte	2/0	1	22	1	4.07	0.1	0-0-0
Denomme, Michelle	27/17	61	1,754	23	1.18	7	10-7-0
Dudley, Alison	18/18	57	1,528	17	1.00	5	14-4-0
Erdkamp, Jackie	2/1	7	116	3	2.33	0	0-1-0
Ferraz, Helena	0/0	0	0	0	0.00	0	0-0-0
Hauk, Sami	54-53	4774	206	72	1.35	9	28-14-10
Hauser, Michelle	14/1	6	326	7	1.93	9	0-1-0
Hornbacher, Rebecca	46/46	141	3,660	26	0.64	25	41-5-0
Johnson, Erika	19/17	71	1,601	25	1.32	6.2	8-7-2
Klages, Jamie	39/39	156	3,617	46	1.10	10	21-14-4
Lamale, Leah	9/0	4	244	3	1.14	1.5	0-0-0
LeBlanc, Karina	80/69	206	6,308	38	0.54	45.5	60-6-3
Macdonald, Tara	26/24	115	2,119	35	1.49	4	14-6-4
Marchant, Sydney	0/0	0	0	0	0.00	0	0-0-0
Miller, Erin	57/48	239	4,396	48	0.98	21	33-11-4
Mills, Jessica	38/30	124	2,869	60	1.88	1	10-16-5
Pfeil, Brittany	23/17	62	1,694	18	0.95	3	10-6-1
Rowell, Leslie	3/0	0	42	1	2.10	0	0-0-0
Schatz, Kelly	23/19	59	1,766	33	1.43	3.5	8-9-2
Short, Makinzie	23/18	62	1,765	28	1.41	7	6-10-3
Smith, Lauren	1/0	0	5	0	0.00	0.5	0-0-0
Stevens, Emma	72/69	278	6,221	108	1.56	10.3	37-27-3
Swearer, Amy	4/1	11	168	4	2.14	0	1-0-0
Villa, Cece	4/0	2	40	0	0.00	0	0-0-0
Wright, Katie	31/28	143	2,561	43	1.51	8.5	16-11-0



## NEBRASKA COMMUNICATIONS STAFF



Keith Mann  
Senior Associate  
A.D./  
Communications



Jeff Griesch  
Assistant A.D./  
Communications



Shamus McKnight  
Assistant A.D./  
Communications



Matt Smith  
Associate Director  
of Communications/  
Strategic Research



Nate Pohlen  
Director of Athletic  
Communications



Jared Meister  
Associate  
Communications  
Director



Paige Trutna  
Assistant  
Communications  
Director  
Soccer Contact



Scott Bruhn  
Director of  
Photography



Vicki Capazo  
Administrative  
Supports Associate

## 2025 NEBRASKA SOCCER MEDIA GUIDE

The 2025 Nebraska soccer media guide is designed to assist the media in its coverage of Husker soccer. Additional information, including releases and photographs, may be obtained by contacting Paige Trutna in Nebraska Communications at ptrutna2@huskers.com. Please take a moment to review the following policies and services that are intended to assist you in your coverage of Nebraska soccer this season. Thank you for your continued interest in collegiate soccer.

## BARBARA HIBNER STADIUM

The Nebraska Soccer and Tennis Complex, which consists of the Barbara Hibner Soccer Stadium and the Sid and Hazel Dillon Tennis Complex, is located north of the Devaney Center near Nebraska's Innovation Campus. Most Husker soccer practices will be held at this location, the outdoor track field or inside the Hawks Championship Center.

## MEDIA CREDENTIALS

To obtain a credential for the 2025 Nebraska soccer season or any individual match, reach Paige Trutna in the Nebraska Communications Office at ptrutna2@huskers.com.

## PRESS ROOM AND POSTGAME INTERVIEWS

The soccer press area at Barbara Hibner Stadium is located west of the field directly above the stands. Nebraska soccer players will be available inside the lobby by the front entrance of the indoor complex following a brief cooling off period.

## INTERVIEWS

All media requests for interviews with Nebraska soccer players should be directed to Paige Trutna: ptrutna2@huskers.com; at least 24 hours in advance. Through the fall season, requested soccer student-athletes will be available for interviews, pending class and meeting schedules. The best time for in-season interviews is before or after practice.

## HUSKER SOCCER ON THE INTERNET

Complete results, releases and statistics will be updated each week on the official athletic department home page at Huskers.com.

## MEDIA SERVICES

Pregame notes and rosters will be provided before each game. Final results and box scores will be available following each game in the press box.

## NEBRASKA COMMUNICATIONS CONTACT INFORMATION

Phone: (402) 472-2263  
Fax: (402) 472-2005  
sportsinfo@huskers.com  
Huskers.com/media

**NEBRASKA**  
Integrity ■ Trust ■ Respect ■ Teamwork ■ Loyalty

## ATHLETIC DEPARTMENT CORE VALUES

- Integrity
- Trust
- Respect
- Teamwork
- Loyalty

## ATHLETIC DEPARTMENT MISSION STATEMENT

The mission of the University of Nebraska Athletic Department is to serve our student-athletes, coaches, staff and fans by:

- Displaying INTEGRITY in every decision and action
- Building and maintaining TRUST with others
- Giving RESPECT to each person we encounter
- Pursuing unity of purpose through TEAMWORK
- Maintaining LOYALTY to student-athletes, co-workers, fans and the University of Nebraska

UNL does not discriminate based on race, ethnicity, color, national origin, sex, religion, disability, age, sexual orientation, gender identity, genetic information, veteran status, marital status, and/or political affiliation in its programs, activities, or employment. For nondiscrimination inquiries, contact the Director of IEC/Title IX Coordinator or the Section 504/ADA Coordinator at 128 Canfield Admin. Bld., Lincoln, NE 68588, (402) 472-3417, or the Office for Civil Rights.

## MEDIA GUIDE CREDITS

The 2024-25 Nebraska Soccer Media Guide was written, designed and edited by Paige Trutna. The book was produced on Adobe InDesign. Photo credits to Scott Bruhn, Women's Professional Soccer, National Women's Soccer, the Lincoln Convention and Visitors Bureau and University Communication at the University of Nebraska-Lincoln.