

# The History of Nebraska Football

Fans celebrated by waving banners of old gold. "The score stood 10 to nothing in the state university's favor and great and loud were the yells that filled the atmosphere," a newspaper account said.

The date was Nov. 27, 1890. The state university was Nebraska, which had just defeated a team representing the Omaha YMCA. The game, composed of a 35-minute first half and a 43-minute second half, was played in Omaha. So began Nebraska's rich football tradition.

It was an abbreviated opening "season." Nebraska's first football team played only one other game, in February of 1891, an 18-0 victory against Doane College in Crete, Neb. Whether or not Dr. Langdon Frothingham, the team's "coach," was still at Nebraska when the team traveled to Crete is unclear. Frothingham, a new faculty member from Harvard, was made the coach primarily because he had brought a football with him. He returned to Boston in 1891, probably before that second game.

Nebraska didn't actually have a football coach until 1893, when Frank Crawford was hired for an amount reported to have been between \$300 and \$500. His salary included room and board. Crawford also played quarterback in at least one game during his brief tenure as coach.

Nebraska's first game against an opponent from outside the state was in 1891, when Iowa won a game played in Omaha, 22-0. The first victory against an out-of-state opponent came in 1892, when George Flippin led Nebraska past Illinois at Lincoln. The score was 6-0.

Flippin was the first African-American athlete at Nebraska and only the fifth black athlete at a predominantly white university. Because of Flippin's presence on the roster, Missouri refused to play a scheduled game with Nebraska at Omaha in 1892. The result was a 1-0 forfeit.

In the early years, Nebraska's football team had several nicknames, including Tree-planters, Rattlesnake Boys, Antelopes, Old Gold Knights (which didn't work well after the school colors were made scarlet and cream around 1900) and Bugeaters. The team was first called Cornhuskers in 1899. Charles "Cy" Sherman, sports editor of the Nebraska State Journal at the time, assigned the nickname.

Sherman, who later gained national prominence as the sports editor of The Lincoln Star, was known as the "father of the Cornhuskers" and was made an honorary member of the Nebraska letterman's club.

Nebraska was an independent football power in the Midwest by then, under Coach Walter C. "Bummy" Booth.

"Nebraska occupies a unique position in western football," a newspaper account in 1903 said. "Too strong to find fearful competitors, the Cornhuskers can almost weep with Alexander the Great because they have no more teams to conquer."

Booth coached Nebraska from 1900 to 1905, with his teams compiling a 46-8-1 record. In 1902, a team featuring Johnny Bender and Charles Borg went undefeated, untied and unscored upon. Booth's teams produced a 24-game winning streak - 27 counting exhibition victories against Lincoln High School. The 24-game winning streak stood as a school record until the 1995 season, when a 62-24 victory against Florida in the Fiesta Bowl game extended

a Cornhusker winning streak to 25. The streak reached 26 before ending at Arizona State in 1996.

Booth, a Princeton graduate, "raised Nebraska from a second-rate team among those of the Missouri Valley to a position where even the leaders of the Conference look upon her as an opponent to be feared," according to the university's student newspaper in 1905.

Booth's coaching success was soon overshadowed when Ewald O. "Jumbo" Stiehm was hired as coach in 1911. Stiehm's teams, the "Stiehm Rollers," were a combined 35-2-3 in five seasons. He remains the winningest football coach by percentage (.913) in school history.

The "Stiehm Rollers" won five Missouri Valley Conference championships and had a school-record 34-game unbeaten streak. In 1914, they were 7-0-1 and argued that they were deserving of a mythical national title. In 1915, they were even better, going 8-0 and again claiming the right to be called national champions. The Cornhuskers were considered to play in the Rose Bowl game after the 1915 season, but the university's athletic board voted to turn down any such invitation.

During Stiehm's tenure as coach, Nebraska produced its first official All-America players - Vic Halligan and Guy Chamberlin, "The Champ." Chamberlin, who came from Blue Springs, Neb., played two years at Nebraska Wesleyan before being enticed to transfer to Nebraska.

Stiehm left NU after the 1915 season because the university turned down his demand that he be paid an annual salary of \$4,250 to serve as football coach and athletic director - he also coached the basketball team. The Cornhuskers quickly overcame his departure and continued to enjoy national respect. After Coach Fred Dawson's first team defeated Pittsburgh (coached by Pop Warner) 10-0 in 1921, an Eastern newspaper described the mighty Cornhuskers as "Mankilling Mastodons."

As with everything else in this country, Cornhusker football felt the profound effects of World War I. But the end of the war ushered in the Roaring '20s, a time not only of prohibition, flappers and Model T Fords but one in which Nebraska and Notre Dame regularly played football against each other. An 11-game series involving the schools began with a 20-19 Cornhusker victory in Lincoln in 1915 and ended with Nebraska's 17-0 victory at Memorial Stadium in 1925.

The Cornhuskers' only loss in 1921 was against the Fighting Irish, 7-0 at Lincoln. NU handed Notre Dame its only defeat in 1922, winning at South Bend, 14-6, and setting the stage for what was probably the greatest drama of Cornhusker football during the Roaring '20s. On Nov. 10, 1923, before what one newspaper called "the greatest crowd ever assembled in the Missouri Valley to witness a football game" at Memorial Stadium, Nebraska defeated Knute Rockne's "wonder team." The score was 14-7, and the Cornhusker star was Ed Weir, a sophomore from Superior, Neb., who would earn All-America recognition in both 1924 and 1925. Weir led the way to a similarly impressive 14-0 victory against Illinois and Red Grange in the 1925 season-opener at Champaign, Ill.

## Milestone Games

1

Nov. 27, 1890  
NU 10  
Omaha YMCA 0  
Omaha, Neb.

100

Oct. 17, 1903  
NU 16  
Haskell 0  
Lincoln, Neb.

200

Oct. 31, 1914  
NU 20  
Iowa St. 7  
Lincoln, Neb.

300

Oct. 15, 1927  
NU 58  
Grinnell 0  
Lincoln, Neb.

400

Oct. 29, 1938  
Missouri 13  
NU 10  
Lincoln, Neb.

On Oct. 13, 1923, Nebraska played its first game in Memorial Stadium, which replaced a field that ran east and west just to the south of Memorial Stadium. The Nebraska Athletic Field had been used since 1909. It could accommodate, at most, approximately 10,000 fans, which wasn't enough, given the growing popularity of Nebraska football. The Cornhuskers defeated Oklahoma 24-0 that day in 1923. It would have been an appropriate way to dedicate the stadium. The problem was, the Cornhuskers' new home wasn't officially dedicated until a week later, with a scoreless tie against Kansas. A newspaper account attributed the tie to a "stadium dedication jinx." A year earlier, Nebraska had spoiled the dedication of a new stadium at Kansas by defeating the Jayhawks 28-0.

Dawson, whose teams won three Missouri Valley Conference titles, was succeeded as coach by E.E. Bearg in 1925. Four years later, D.X. Bible arrived.

Bible, who came from Texas A&M, wasn't Nebraska's first choice to replace Bearg. Nebraska tried to lure Rockne from Notre Dame. He declined and suggested the Cornhuskers approach Bible, who had turned A&M into a Southwest Conference powerhouse.

Bible coached the Cornhuskers from 1929 to 1936. His teams won six Big Six titles and featured a number of All-Americans, among them Ray Richards, Hugh Rhea, Lawrence Ely, George Sauer and Sam Francis. Bible's best team probably was the one in 1933, the year Sauer earned All-America recognition. The Cornhuskers finished 8-1, their only loss coming at Pittsburgh.

After the 1936 season, in which Nebraska ranked No. 9 in the first Associated Press poll, Bible left in the same direction from which he had come, accepting a job at Texas. Bible was quickly replaced by Major Lawrence McCeney "Biff" Jones, who had coached at Army, LSU and Oklahoma.

Cornhusker football was important to the state in the late 1930s. With the Great Depression coming to an end, it gave Nebraskans something in which to take pride. Bowl games may have been taken for granted by Nebraska fans during an NCAA-record 35 consecutive bowl trips from 1969 to 2003. But Nebraska had never been to a postseason bowl when Jones' fourth team accepted an invitation to play in the Rose Bowl game on Jan. 1, 1941.

The celebration that followed the acceptance of the school's first bowl bid lasted 24 hours in Lincoln, according to newspaper reports. University classes were canceled, and students stormed the state capitol, demanding that the governor lead the singing of the school song, "There Is No Place Like Nebraska."

The 1940 team featured All-Americans Warren Alfson and Forrest Behm. Though it lost, 21-13, to a Stanford team that featured quarterback Frankie Albert and the innovative T-formation offense, it retains a special place in Cornhusker history. Hall of Fame Coach Bob Devaney used to joke that he'd been in the state several years before he found out the Cornhuskers had lost the 1941 Rose Bowl game.

Jones left for military service after a 4-5 season in 1941, the first in a string of losing seasons that didn't end until 1950. After Jones' departure, Nebraska had six head coaches in the next eight years. Among the six was A.J. Lewandowski, a four-sport Cornhusker letterman who, at one time, served not only as head football coach but

also head basketball coach, athletic director and athletic department business manager. One of the few bright spots, during an otherwise glum period, was Tom "Train Wreck" Novak, who earned All-America recognition as a senior on a 4-5 team in 1949. Novak's jersey number (60) was the first to be retired by Nebraska.

The 1949 team was the first to be coached by Bill Glassford, who produced three winning seasons in his seven years. Glassford's best team was the one in 1950, which featured Bobby Reynolds, a sophomore from Grand Island, Neb., who rushed for 1,342 yards and scored 157 points. The 1950 Cornhuskers were 6-2-1 and finished second in the Big Seven Conference.

Reynolds was hampered by injuries as a junior and senior and couldn't duplicate the offensive statistics that earned him national recognition and the nickname "Mr. Touchdown" as a sophomore.

Glassford's 1954 team also finished second in the conference and earned a trip to the Orange Bowl because Big Seven champion Oklahoma, in the midst of an NCAA-record 47-game winning streak, wasn't allowed to make a return trip to the bowl under a "no-repeat" rule. Nebraska, which had lost to Coach Bud Wilkinson's Sooners 55-7, didn't fare much better in Miami, losing to Duke 34-7.

Glassford resigned, after considerable controversy and a player revolt, following the 1955 season. Six losing seasons, the last five under Coach Bill Jennings, followed. Jennings was a popular assistant under Pete Elliott, who spent only one season as head coach.

Though Jennings' teams never produced winning records, they had a knack for dramatic upsets, the most notable being a 25-21 Homecoming victory against Oklahoma on Halloween in 1959. The victory ended the Sooners' record of 74 consecutive conference games without defeat. They had won 44 consecutive conference games.

The Cornhuskers opened the 1960 season by defeating fourth-ranked Texas in Austin, 14-13. But such upsets couldn't salvage Jennings' job, and he resigned after a 3-6-1 record in 1961.

Devaney was hired by Athletic Director William H. "Tippy" Dye after a search based on Dye's stated goals of Nebraska's being No. 1 in the nation in football and getting the best football coach in the country, regardless of who he was or where he was. Both goals were achieved.

Jennings was an excellent recruiter, and Devaney inherited talented players when he arrived from Wyoming in 1962. That was apparent from the beginning as Devaney turned the program around immediately. Despite a 47-8-0 record and five bowl appearances in his first five seasons at Nebraska, Devaney had detractors following 6-4 records in 1967 and 1968. The Cornhuskers' recruiting efforts fell off, and some boosters wanted Devaney and his staff fired.

In 1969, the offense was redesigned. The Cornhuskers went to an I-formation with a balanced line, at the suggestion of then-assistant coach Tom Osborne, and recruiting picked up because of the change in offensive philosophy. Nebraska began an NCAA-record streak of nine-win seasons in 1969 (which reached 33 before ending in 2002) and set the stage for back-to-back national championships in 1970 and 1971.

500

Oct. 22, 1949  
Oklahoma 48  
NU 0  
Lincoln, Neb.

600

Oct. 24, 1959  
Missouri 9  
NU 0  
Columbia, Mo.

700

Sept. 20, 1969  
USC 31  
NU 21  
Lincoln, Neb.

800

Oct. 1, 1977  
NU 31  
Indiana 13  
Lincoln, Neb.

900

Oct. 19, 1985  
NU 28  
Missouri 20  
Columbia, Mo.

The Cornhuskers won their final seven games in 1969, including a victory against Georgia in the Sun Bowl, to initiate a 32-game unbeaten streak that didn't end until the first game of the 1972 season, Devaney's last year as head coach. He had planned to retire as coach after the 1971 season but was convinced to stay one more year to try to win an unprecedented third consecutive national title.

The first championship season, in 1970, came on the heels of a 17-12 victory against Louisiana State in the Orange Bowl. Nebraska went into the game ranked No. 3 in the Associated Press poll, but both teams ahead of the Cornhuskers lost that day. There was no such suspense in 1971. Nebraska began the season ranked No. 2 by the Associated Press and moved up to No. 1 after a 34-7 victory in its opener against Oregon. The Cornhuskers remained atop the AP poll all season, as they defeated second-ranked Oklahoma in what was, and still is, called the "Game of the Century" on Thanksgiving Day in Norman, Okla., and wrapped up the title by defeating second-ranked Alabama 38-6 in the Orange Bowl game on New Year's night.

Big Eight Conference teams finished an unprecedented first (Nebraska), second (Oklahoma) and third (Colorado) in the final AP poll for the 1971 season. The Cornhuskers' Larry Jacobson was voted the Outland Trophy winner. The 1971 Nebraska team is widely regarded as being among the best in college football history.

Cornhusker All-Americans became commonplace during Devaney's tenure as coach. Among the 18 who received such recognition were Johnny Rodgers, who won the Heisman Trophy in 1972, and Rich Glover, who won the Outland Trophy and Lombardi Award that same season.

Devaney, who succeeded Dye as athletic director, picked his own successor as coach - Osborne. And the success continued, uninterrupted. Under Osborne, the Cornhuskers won or shared 13 conference championships and won national championships in 1994, 1995 and 1997.

The 1994 season began in late August at the Kickoff Classic and concluded with a dramatic, come-from-behind, 24-17 victory against Miami in the Orange Bowl game to clinch Osborne's first national championship. The season was full of memorable moments, including a much-publicized quarterback situation, with three different quarterbacks starting games during the season. At the start of the year, Tommie Frazier led the Huskers. But he was sidelined in midseason by a blood clot problem in his leg. In Frazier's absence, Brook Berringer became the starter. Berringer had problems of his own, suffering a partially collapsed lung, which led to walk-on Matt Turman taking his turn as the starter. Throughout it all, a dominating offensive line led by Outland Trophy winner Zach Wiegert, and a punishing defense carried the Cornhuskers and allowed them to claim the school's first national championship in 23 seasons.

In 1995, Nebraska became only the ninth major program to win back-to-back national championships since the Associated Press established its rankings in 1936. The Cornhuskers overwhelmed every opponent, including No. 2 Florida in the Fiesta Bowl game, with an offense that averaged 399.8 rushing yards per game and an aggressive and opportunistic defense.

According to the computer rankings of Jeff Sagarin, published regularly in USA Today, the 1995 Nebraska

team was the best in modern collegiate history (post-1956). The 1971 Cornhuskers were a close second in Sagarin's rankings, and the 1972 team, despite finishing 9-2-1, was 10th.

The 1995 national championship might have been an unprecedented third in a row for Nebraska if Byron Bennett's 45-yard field goal attempt with one second remaining in the 1994 Orange Bowl game had been successful. The kick sailed wide left and heavily favored Florida State escaped with an 18-16 victory against a Cornhusker team that had gone through the regular season undefeated and untied.

A restructured defense, which included Butkus Award-winning outside linebacker Trev Alberts, helped put Nebraska in a position to play for the 1993 season's national championship.

The last time an Osborne-coached team had been in a position to win a national title was in 1983, when the Huskers began the season in the first Kickoff Classic ranked No. 1. After 12 consecutive victories, a missed two-point conversion at the end of the Orange Bowl game against Miami cost Nebraska the national title, 31-30. But Osborne's decision to go for two points, instead of settling for an almost-certain tie, earned him national respect. The 1983 team, nicknamed "The Scoring Explosion," featured a backfield that included the "Triplets" - Turner Gill, Mike Rozier and Irving Fryar.

Rozier set the school record for rushing yards in a season, gaining 2,148 to lead the nation, and was awarded the second Heisman Trophy in Cornhusker history. Offensive guard Dean Steinkuhler became Nebraska's third winner of both the Outland Trophy and Lombardi Award in 1983. Dave Rimington won both awards (the Outland was his second) in 1982, playing for a team that probably was more balanced, overall, than the 1983 team. The 1982 Cornhuskers also finished with a 12-1 record, but their loss came early in the season, 27-24 to Penn State at State College, Pa. That Nebraska team was ranked No. 3 in the final national polls of both major wire services.

Nebraska won three consecutive Big Eight championships from 1981 to 1983 and shared the title with Oklahoma in 1984. The Cornhuskers entered the Big 12 as winners of the last five Big Eight titles and reached the first Big 12 Championship Game in St. Louis. Had they not been upset by Texas, they would have played for yet another national championship in the 1997 Sugar Bowl game.

Nebraska returned to the Big 12 playoff in 1997 and defeated Texas A&M for its first title in the new conference on the way to becoming only the second major college program since national rankings were established by the Associated Press to win three national titles in four seasons. Notre Dame won national championships in 1946, 1947 and 1949.

A 27-14 victory at Washington, which was ranked No. 2 or No. 3 in the nation depending on the poll, certified the Cornhuskers as national championship contenders. A 45-38 overtime victory at Missouri kept their title hopes alive. And a 42-17 victory against No. 3 Tennessee in the Orange Bowl boosted them to the top of the USA Today/ESPN coaches' poll.

The Missouri game was the most memorable. The Cornhuskers trailed 38-31 with 1:02 remaining, no timeouts and a first down at their own 33-yard line. Quarterback

## Milestone Games

1,000

**Nov. 6, 1993**  
**NU 21**  
**Kansas 20**  
**Lawrence, Kan.**

1,100

**Oct. 20, 2001**  
**NU 41**  
**Texas Tech 31**  
**Lincoln, Neb.**

1,200

**Oct. 17, 2009**  
**Texas Tech 31**  
**NU 10**  
**Lincoln, Neb.**

1,300

**Nov. 25, 2016**  
**Iowa 40**  
**Nebraska 10**  
**Iowa City, Iowa**

Scott Frost took them down the field in seven plays, all passes, the last deflected by Shevin Wiggins and caught by Matt Davison.

Davison's cradling of the ball in the end zone, with no time remaining, immediately went down among the greatest plays in Nebraska football history, along with Rodgers' punt return for a touchdown in the 1971 "Game of the Century" and Jerry Tagge's stretch for a touchdown in the fourth quarter of the 1971 Orange Bowl game to give the Cornhuskers their first national championship.

But the 1997 season's most significant event occurred on Dec. 10, when Osborne announced he would step aside after the bowl game, to be replaced by long-time assistant Frank Solich, a three-year Cornhusker letterman as a fullback for Devaney and a co-captain as a senior in 1965.

Osborne was head coach for 25 years, the longest tenure in school history. He was Nebraska's 25th head coach, not counting Frothingham, who was probably the "coach" of the 1890 team in name only. Under Osborne's direction, the program achieved remarkable success, exceeding any in its rich history. The Cornhuskers were 255-49-3 under Osborne, a winning percentage of .836. The 255 victories are the ninth-most all-time among major college football coaches. The winning percentage ranks sixth all-time. His achievements are such that the National Football Foundation waived its three-year waiting period so that he could be inducted into its Hall of Fame in December of 1998.

In Osborne's final five seasons, Nebraska was a combined 60-3.

"I want to make sure when I leave this program I leave it in the best shape I possibly can," Osborne said. "So I'm very anxious that anybody who is thinking about going to the University of Nebraska understands that there probably isn't a whole lot (that's) going to change. One guy's moving out. But in terms of the overall program, in terms of stability, in terms of our ability to get the job done, not much is going to change."

To that end, Osborne, with Athletic Director Bill Byrne's sanction, picked long-time assistant and former Cornhusker fullback Frank Solich as his replacement. Despite being beset by injuries, Solich's first team won nine games in 1998 to claim Nebraska's 30th consecutive bowl trip. His second team went 12-1, avenging its only loss to Texas in the Big 12 Championship Game and defeating Tennessee in the Fiesta Bowl game to finish No. 2 (ESPN/Coaches) and No. 3 (AP) in the national rankings.

The 1999 team may have been Solich's best, even though the 2001 team, led by NU's third Heisman Trophy winner Eric Crouch, played for the BCS national title in the Rose Bowl against a Miami team laden with NFL talent. The trip to Pasadena for the "granddaddy" of all bowl games was Nebraska's first since its first-ever bowl trip, following the 1940 season.

Defining plays in Crouch's Heisman Trophy dash included a 95-yard touchdown run against Missouri and a 63-yard scoring catch in a 20-10 upset of No. 2 Oklahoma.

Solich coached for two more seasons, making dramatic changes on his staff following a 7-7 record in 2002. His 2003 team went 9-3 in the regular season, before adding an Alamo Bowl win.

Despite going 58-19 (.753 winning percentage) in his six seasons at the helm of the Huskers, Solich was removed by first-year Athletic Director Steve Pederson following Nebraska's 31-22 win at Colorado on Nov. 28, 2003.

With Solich's departure, defensive coordinator Bo Pelini took the reins of the NU program for the Huskers' 2003 Alamo Bowl battle against Michigan State. Pelini's defense, which tied a school record by forcing 47 turnovers, including a school-record and national-leading 32 interceptions and a nation-leading plus-23 turnover margin in 2003, silenced a high-powered Spartan passing attack in a 17-3 Husker victory.

Pelini's first stint as head coach lasted just one game. Pederson hired Bill Callahan, who had led the NFL's Oakland Raiders to Super Bowl XXXVII following the 2002 season.

Callahan was announced as NU's 27th head coach 41 days after Solich's removal. Callahan brought the West Coast Offense to Nebraska, and after a 5-6 record in his first season in 2004, led NU to an 8-4 mark and a 32-28 win over Michigan in the 2005 Alamo Bowl. NU won the Big 12 North Division title under Callahan in 2006, finishing with a 9-5 record after a loss to No. 10 Auburn in the 2007 Cotton Bowl.

The Huskers continued to rewrite NU's passing records with quarterbacks Sam Keller and Joe Ganz, but Nebraska's historically dominant Blackshirt defense struggled in 2007. The Huskers lost six of their final seven games to finish 5-7. Pederson was removed as NU's athletic director in October, and Chancellor Harvey Perlman brought Osborne back as the Huskers' new athletic director. Osborne replaced Callahan, who had led NU to its first two losing seasons in more than 45 years. Just eight days after Callahan was removed and just nine days after NU's season-ending 65-51 loss to Colorado, Pelini and his hard-hitting defensive style returned to Nebraska.

Osborne officially introduced Pelini as NU's head coach on Dec. 2, 2007, a day after Pelini's LSU defense helped the Tigers to the SEC title. Five weeks later, Pelini guided a swarming LSU squad to a win in the BCS National Championship Game.

Nebraska was 9-4 in Pelini's first season in 2008, capped by a Gator Bowl victory over Clemson. Pelini's Huskers, powered by a stifling defense led by Outland, Lombardi, Nagurski and Bednarik award-winning defensive tackle Ndamukong Suh, won the Big 12 North in 2009. Along the way, the Huskers celebrated the NCAA-record 300th consecutive sellout at Memorial Stadium with a 55-0 shutout of Louisiana-Lafayette on Sept. 26, 2009. Nebraska also capped a 10-win season with a 33-0 win over Arizona in the Holiday Bowl. NU added a 10-win season and a Big 12 North title in 2010, after announcing it would be Nebraska's last season in the Big 12.

Nebraska moved to the Big Ten Conference in 2011 and compiled nine or 10 more wins in each of its first four seasons in the league with Pelini as head coach, including a Big Ten Championship Game appearance in 2012.

Following the 2014 regular season, Nebraska Director of Athletics Shawn Eichorst replaced Pelini with Mike Riley, who came to Nebraska after 14 seasons at Oregon State, along with time as a head coach in the National Football League and Canadian Football League.

## Milestone Victories

1

Nov. 27, 1890  
NU 10  
Omaha YMCA 0  
Lincoln, Neb.

100

Nov. 16, 1907  
NU 63  
Denver 0  
Denver, Colo.

200

Oct. 31, 1925  
NU 12  
Oklahoma 0  
Lincoln, Neb.

250

Nov. 25, 1933  
NU 7  
Iowa 6  
Lincoln, Neb.

300

Oct. 24, 1942  
NU 7  
Oklahoma 0  
Norman, Okla.

In Riley's first season, the Huskers closed 2015 by winning three of their final four games, including a 39-38 upset of unbeaten and eventual Big Ten champion Michigan State on Nov. 7. The Huskers ended the season with a Foster Farms Bowl victory over UCLA at Levi's Stadium. With the win, Riley became the first Husker head coach to defeat four bowl teams in his first season.

In 2016, the Huskers were 7-0 to begin the season for the first time since 2001, but NU dropped four of its final six games on the way to a 9-4 record and a trip to the Music City Bowl. Quarterback Tommy Armstrong Jr. capped a spectacular career, as the Cibola, Texas, native left Nebraska as the career leader in total offense, passing yards, touchdown passes, total touchdowns and quarterback starts.

Nebraska missed a bowl game in 2017 for just the fifth time in 56 seasons, dating back to 1962, Devaney's first year at the helm of the program. First-year Athletic Director Bill Moos relieved Riley of his duties as head coach the day after a season-ending loss to Iowa. Moos officially introduced former Husker national championship-winning quarterback Scott Frost as Nebraska's 31st head coach on Dec. 2, 2017, after Frost led Central Florida to an unbeaten 13-0 season and an American Athletic Conference Championship just two years after suffering an 0-12 campaign prior to Frost's arrival.

In Frost's first season, the Huskers finished with a 4-8 record and a 3-6 campaign in the Big Ten. Despite an 0-6 start, Nebraska closed with four wins in the final six games. True freshman Adrian Martinez started the season opener against Colorado, becoming the first true freshman quarterback to start a season opener in Nebraska history and just the second freshman quarterback - true or redshirt - to start the season opener. Martinez rewrote Nebraska's freshman record book in 2018, and he also left his mark on the Huskers' overall season charts, including averaging a school-record 295.1 yards of total offense per game. Stanley Morgan Jr. led Nebraska with a school-record 1,004 receiving yards in 2018, eclipsing his own school record of 986 receiving yards from his junior season. Morgan capped an outstanding career by becoming Nebraska's all-time leader in receptions (189) and receiving yards (2,747).

Nebraska suffered four defeats by seven or fewer points while finishing 5-7 in 2019. Nebraska rallied for a 42-38 win at Illinois on Sept. 21 to post the program's 900th win. The next week, the Huskers hosted

ESPN's College GameDay for the first time since the 2001 season. Redshirt freshman Cameron Jurgens started all 12 games at center, becoming the first Husker freshman (true or redshirt) to start at center for Nebraska in the modern era.

The 2020 season was historic for Nebraska and all of college football. Spring practice was canceled and the season disrupted by the COVID-19 pandemic. The Big Ten originally chose not to play the 2020 season, before reversing course for a conference-only schedule in the fall.

Nebraska opened its season on Oct. 24, the latest start date to a Husker season since 1892. The eight-game schedule concluded on Dec. 18, Nebraska's latest regular-season game since 1894. A Dec. 12 home game against Minnesota was also the latest in the history of Memorial Stadium. The Huskers finished with a 3-5 record with three losses by eight or fewer points.

Nebraska returned to a full schedule in 2021, posting a 3-9 record. The Huskers made history by becoming the first team in FBS history to lose as many as nine games by single digits. Despite posting a 1-8 conference record, Nebraska's total points in Big Ten play matched the opposition.

NU also renewed its rivalry with Oklahoma, losing a hard-fought 23-16 game in Norman. Quarterback Adrian Martinez finished his Nebraska career as Nebraska's all-time total-offense leader, while tight end Austin Allen set position records for single-game receiving yards and single-season receptions to win the Kwalick-Clark Big Ten Tight End of the Year award.

The 2022 season included a mid-year coaching change, as Frost was replaced by former Nebraska quarterback Mickey Joseph after three games. The Huskers finished with a 4-8 record before Athletic Director Trev Alberts named Matt Rhule as Nebraska's head coach for 2023.

A program builder at both Temple and Baylor before a stint as the head coach of the NFL's Carolina Panthers, Rhule showed a renewed commitment to defense, along with success on the recruiting trail in his first season. The Huskers finished with a 5-7 record, including a win over Northwestern in a game that celebrated the 100th anniversary of Memorial Stadium.

The Big Ten expanded to 18 teams in 2024, and Rhule led the Big Red to a 7-6 record and a Pinstripe Bowl victory in his second season. Nebraska season was highlighted by a win over Colorado and the celebration of the 400th consecutive sellout in Memorial Stadium history.

## Consecutive Sellouts

# 1

**Nov. 3, 1962**  
**Missouri 16**  
**Nebraska 7**

# 100

**Sept. 29, 1979**  
**Nebraska 42**  
**Penn State 17**

# 200

**Oct. 29, 1994**  
**Nebraska 24**  
**Colorado 7**

# 300

**Sept. 26, 2009**  
**Nebraska 55**  
**Louisiana 0**

# 400

**Sept. 20, 2024**  
**Illinois 31**  
**Nebraska 24 OT**

## Milestone Victories

# 400

**Oct. 23, 1965**  
**NU 38**  
**Colorado 13**  
**Lincoln, Neb.**

# 500

**Oct. 16, 1976**  
**NU 51**  
**Kansas St. 0**  
**Lincoln, Neb.**

# 600

**Oct. 18, 1986**  
**NU 48**  
**Missouri 17**  
**Lincoln, Neb.**

# 700

**Sept. 28, 1996**  
**NU 65**  
**Colorado St. 9**  
**Lincoln, Neb.**

# 800

**Oct. 14, 2006**  
**NU 21**  
**Kansas St. 3**  
**Manhattan, Kan.**

# 900

**Sept. 21, 2019**  
**NU 42**  
**Illinois 38**  
**Champaign, Ill.**

## Nebraska Through the Years

Year	W-L-T	Pct.	Score	Coach	Highlights
1890	2-0-0	1.000	28-0	None	Undeclared, unscored upon
1891	2-2-0	.500	72-40	None	Coach Lyman assisted team
1892	2-2-1	.500	21-40	None	Omahan J.S. Williams aided
1893	3-2-1	.583	77-76	Frank Crawford	
1894	6-2-0	.750	136-48	Frank Crawford	
1895	6-3-0	.667	138-62	Charles Thomas	
1896	6-3-1	.650	102-64	E.N. Robinson	
1897	5-1-0	.833	84-15	E.N. Robinson	
1898	8-3-0	.727	270-78	Fielding H. Yost	
1899	1-7-1	.167	49-164	A.E. Branch	
1900	6-1-1	.813	112-20	Walter C. Booth	
1901	6-2-0	.750	149-52	Walter C. Booth	
1902	9-0-0	1.000	159-0	Walter C. Booth	Undeclared, unscored upon
1903	10-0-0	1.000	268-11	Walter C. Booth	Undeclared
1904	7-3-0	.700	293-52	Walter C. Booth	Colorado ends 24-game win streak
1905	8-2-0	.800	296-83	Walter C. Booth	
1906	6-4-0	.600	164-73	Amos Foster	
1907	8-2-0	.800	323-69	W.C. Cole	M.V.C. co-champion
1908	7-2-1	.750	165-93	W.C. Cole	
1909	3-3-2	.500	69-53	W.C. Cole	
1910	7-1-0	.875	260-36	W.C. Cole	M.V.C. champion
1911	5-1-2	.750	281-33	E.O. Stiehm	M.V.C. co-champion
1912	7-1-0	.875	240-37	E.O. Stiehm	M.V.C. co-champion
1913	8-0-0	1.000	138-28	E.O. Stiehm	Undeclared, M.V.C. co-champion
1914	7-0-1	.938	174-28	E.O. Stiehm	Undeclared, M.V.C. champion; 21 straight games without defeat; Halligan, All-American
1915	8-0-0	1.000	282-39	E.O. Stiehm	Undeclared, M.V.C. champion; 29 straight games without defeat; Chamberlin, All-American
1916	6-2-0	.750	145-51	E.J. Stewart	M.V.C. champion; Kansas ended unbeaten streak at 34 games
1917	5-2-0	.714	228-33	E.J. Stewart	M.V.C. champion
1918	2-3-1	.417	53-55	W.G. Kline	
1919	3-3-2	.500	56-60	Henry F. Schulte	
1920	5-3-1	.611	151-84	Henry F. Schulte	
1921	7-1-0	.875	283-17	Fred T. Dawson	M.V.C. champion
1922	7-1-0	.875	276-28	Fred T. Dawson	M.V.C. champion
1923	4-2-2	.625	112-71	Fred T. Dawson	M.V.C. champion; Memorial Stadium opened
1924	5-3-0	.625	120-77	Fred T. Dawson	Weir, All-American
1925	4-2-2	.625	69-27	E.E. Bearg	Weir, All-American
1926	6-2-0	.750	123-46	E.E. Bearg	Stiner, All-American
1927	6-2-0	.750	211-59	E.E. Bearg	
1928	7-1-1	.833	144-31	E.E. Bearg	Big 6 champion; McMullen, All-American
1929	4-1-3	.688	93-62	D.X. Bible	Big 6 champs; Richards All-American
1930	4-3-2	.556	119-61	D.X. Bible	Rhea, All-American
1931	8-2-0	.800	136-82	D.X. Bible	Big 6 champion
1932	7-1-1	.833	105-52	D.X. Bible	Big 6 champion; Ely, All-American
1933	8-1-0	.889	138-19	D.X. Bible	Big 6 champion; Sauer, All-American
1934	6-3-0	.667	106-89	D.X. Bible	
1935	6-2-1	.722	138-71	D.X. Bible	Big 6 champion
1936	7-2-0	.778	185-49	D.X. Bible	Big 6 champion; Francis, All-American
1937	6-1-2	.778	99-42	L. McC. Jones	Big 6 champion; Brock, All-American
1938	3-5-1	.389	68-84	L. McC. Jones	Brock, All-American
1939	7-1-1	.833	115-70	L. McC. Jones	
1940	8-2-0	.800	183-75	L. McC. Jones	Big 6 champion; Rose Bowl; Alfson, Behm, All-Americans

1941	4-5-0	.444	93-81	L. McC. Jones	
1942	3-7-0	.300	55-158	Glenn Presnell	
1943	2-6-0	.250	79-261	A.J. Lewandowski	
1944	2-6-0	.250	83-210	A.J. Lewandowski	
1945	4-5-0	.444	145-200	George Clark	
1946	3-6-0	.333	126-161	Bernie Masterson	
1947	2-7-0	.222	73-191	Bernie Masterson	
1948	2-8-0	.200	137-273	George Clark	
1949	4-5-0	.444	124-172	Bill Glassford	Novak, All-American
1950	6-2-1	.722	267-217	Bill Glassford	Reynolds, All-American
1951	2-8-0	.200	116-253	Bill Glassford	
1952	5-4-1	.550	173-123	Bill Glassford	Minnick, All-American
1953	3-6-1	.350	119-184	Bill Glassford	
1954	6-5-0	.545	233-202	Bill Glassford	Orange Bowl
1955	5-5-0	.500	127-176	Bill Glassford	
1956	4-6-0	.400	125-206	Pete Elliott	
1957	1-9-0	.100	67-243	Bill Jennings	
1958	3-7-0	.300	71-235	Bill Jennings	
1959	4-6-0	.400	108-160	Bill Jennings	Ended Oklahoma's 74-game conference unbeaten streak
1960	4-6-0	.400	95-164	Bill Jennings	
1961	3-6-1	.350	119-135	Bill Jennings	
1962	9-2-0	.818	293-161	Bob Devaney	Gotham Bowl
1963	10-1-0	.909	273-114	Bob Devaney	Big 8 champion; Orange Bowl champion; Brown, All-American
1964	9-2-0	.818	256-85	Bob Devaney	Big 8 champion; Cotton Bowl; Kramer, All-American
1965	10-1-0	.909	349-129	Bob Devaney	Orange Bowl; Big 8 champion; Jeter, White, Barnes, All-Americans; undefeated regular season
1966	9-2-0	.818	223-118	Bob Devaney	Big 8 champion; Meylan, Wachholtz, Allers, All-Americans; Sugar Bowl
1967	6-4-0	.600	127-83	Bob Devaney	Meylan, All-American
1968	6-4-0	.600	155-161	Bob Devaney	Armstrong, All-American
1969	9-2-0	.818	254-119	Bob Devaney	Big 8 co-champ; Sun Bowl champ
1970	11-0-1	.958	426-189	Bob Devaney	National champion; Big 8 champion; Orange Bowl champion; Murtaugh, Newton, All-Americans
1971	13-0-0	1.000	507-104	Bob Devaney	National champion; Big 8 champion; Orange Bowl champion; Jacobson, Outland Trophy; Glover, Harper, Jacobson, Rodgers, Tagge, Kinney, All-Americans;
1972	9-2-1	.792	501-97	Bob Devaney	Big 8 champion; Orange Bowl champion; Rodgers, Heisman Trophy; Glover, Outland, Lombardi Trophies; Glover, Rodgers, Harper, White, All-Americans; unbeaten streak snapped at 32 by UCLA
1973	9-2-1	.792	306-163	Tom Osborne	Cotton Bowl champion; Dutton, White, All-Americans
1974	9-3-0	.750	373-132	Tom Osborne	Sugar Bowl champion; Humm, Crenshaw, Bonness, All-Americans
1975	10-2-0	.833	367-137	Tom Osborne	Big 8 co-champion; Fiesta Bowl; Bonness, Martin, Monds, All-Americans
1976	9-3-1	.731	416-181	Tom Osborne	Astro-Bluebonnet Bowl champion; Ferragamo, Butterfield, Fultz, All-Americans
1977	9-3-0	.750	315-200	Tom Osborne	Liberty Bowl champion; Davis, All-American
1978	9-3-0	.750	444-216	Tom Osborne	Big 8 co-champion; Orange Bowl; Clark, Andrews, All-Americans
1979	10-2-0	.833	380-131	Tom Osborne	Cotton Bowl; Miller, All-American
1980	10-2-0	.833	470-110	Tom Osborne	Sun Bowl champion; Nelson, Schleusener, Redwine, All-Americans
1981	9-3-0	.750	364-125	Tom Osborne	Big 8 champion; Orange Bowl; Rimgton, Outland Trophy; Rimgton, Jimmy Williams, All-Americans

1982	12-1-0	.923	514-167	Tom Osborne	Big 8 champion; Orange Bowl champion; Rimington, Outland, Lombardi Trophies; Rimington, Rozier, All-Americans
1983	12-1-0	.923	654-217	Tom Osborne	Big 8 champion; Orange Bowl; Rozier, Heisman, Maxwell Trophies; Steinkuhler, Outland, Lombardi Trophies; Osborne, Football News Coach-of-the-Year; Fryar, Rozier, Steinkuhler, All-Americans
1984	10-2-0	.833	387-115	Tom Osborne	Big 8 co-champion; Sugar Bowl champion; Clark, Griminger, Traynowicz, All-Americans
1985	9-3-0	.750	421-163	Tom Osborne	Fiesta Bowl; Skow, Lewis, All-Americans
1986	10-2-0	.833	446-165	Tom Osborne	Sugar Bowl champion; Noonan, All-American
1987	10-2-0	.833	451-164	Tom Osborne	Fiesta Bowl; McCormick, N. Smith, Taylor, Thomas, All-Americans
1988	11-2-0	.846	477-205	Tom Osborne	Big 8 champion; Orange Bowl; Thomas, Young, All-Americans
1989	10-2-0	.833	509-215	Tom Osborne	Fiesta Bowl; Glaser, Young, All-Americans
1990	9-3-0	.750	434-192	Tom Osborne	Florida Citrus Bowl; Walker, All-American
1991	9-2-1	.792	454-230	Tom Osborne	Big 8 co-champion; Orange Bowl
1992	9-3-0	.750	441-199	Tom Osborne	Big 8 champion; Orange Bowl; Shields, Outland Trophy; Shields, Hill, All-Americans
1993	11-1-0	.917	437-194	Tom Osborne	Big 8 champion; undefeated regular season; Orange Bowl, national championship game; Alberts, Butkus, All-American, NCAA Top Six Award
1994	13-0-0	1.000	459-162	Tom Osborne	National champion; Big 8 champion; Orange Bowl champion; Wiegert, Outland Trophy; Wiegert, Stewart, Stai, All-Americans; Zatechka, NCAA Top Eight Award
1995	12-0-0	1.000	638-174	Tom Osborne	National champion; Big 8 champion; Fiesta Bowl champion; Frazier, Johnny Unitas Award; Frazier, Graham, Tomich, All-Americans; Graham, NCAA Top Eight Award
1996	11-2	.846	553-174	Tom Osborne	Big 12 North champion; Orange Bowl champion; Tomich, Wistrom, Taylor, All-Americans
1997	13-0	1.000	607-214	Tom Osborne	National champion; Big 12 champion; Orange Bowl champion; Wistrom, Lombardi Trophy; Taylor, Outland Trophy; Wistrom, Taylor, Peter, All-Americans; Wistrom, NCAA Top Eight Award
1998	9-4	.692	403-206	Frank Solich	Holiday Bowl; Texas ended 47-game home winning streak
1999	12-1	.923	442-171	Frank Solich	Big 12 champion; Fiesta Bowl champion; R. Brown, M. Brown, All-Americans
2000	10-2	.833	522-230	Frank Solich	Alamo Bowl champion; Raiola, Polk, Hochstein, All-Americans
2001	11-2	.846	463-226	Frank Solich	Big 12 North co-champion; Rose Bowl-BCS national title game; Crouch, Heisman, Walter Camp, O'Brien Trophies; Craver, Crouch, Fonoti, All-Americans
2002	7-7	.500	383-335	Frank Solich	Independence Bowl; 40 straight winning seasons, 33-year 9-win streaks end; Groce, All-American
2003	10-3	.769	322-188	Frank Solich	Alamo Bowl champion; J. Bullocks, Larson, All-Americans
2004	5-6	.455	275-298	Bill Callahan	Barrett Ruud career tackle leader
2005	8-4	.667	296-252	Bill Callahan	Alamo Bowl champion
2006	9-5	.643	428-256	Bill Callahan	Big 12 North champion; Cotton Bowl
2007	5-7	.417	401-455	Bill Callahan	15 passing records; Joe Ganz single season passing and total offense leader
2008	9-4	.692	460-371	Bo Pelini	Big 12 North co-champion; Gator Bowl champion

2009	10-4	.714	352-146	Bo Pelini	Big 12 North champion; Holiday Bowl champion; Suh, Outland, Lombardi, Nagurski, Bednarik trophies, Heisman finalist; Suh All-American
2010	10-4	.714	432-243	Bo Pelini	Big 12 North champion; Amukamara, Henery All-Americans; Lavonte David single-season tackle leader
2011	9-4	.692	379-304	Bo Pelini	Capital One Bowl; First season in Big Ten Conference; David All-American
2012	10-4	.714	487-386	Bo Pelini	Big Ten Legends champion; Capital One Bowl; Martinez season total offense record
2013	9-4	.692	415-323	Bo Pelini	Gator Bowl champion
2014	9-4	.692	491-343	Bo Pelini	Holiday Bowl; Abdullah career record holder for all-purpose yards
2015	6-7	.462	427-362	Mike Riley	Foster Farms Bowl champion
2016	9-4	.692	345-311	Mike Riley	Music City Bowl; Armstrong Jr. career record holder for total offense
2017	4-8	.333	309-437	Mike Riley	Morgan Jr. season receiving yards record
2018	4-8	.333	360-375	Scott Frost	Morgan Jr. set career receiving yards record with 2,747 yards
2019	5-7	.417	336-333	Scott Frost	
2020	3-5	.375	185-235	Scott Frost	Conference-only season due to COVID-19 pandemic
2021	3-9	.250	335-272	Scott Frost	Martinez sets career total offense record
2022	4-8	.333	271-331	Scott Frost/ Mickey Joseph	Palmer season receiving yards record
2023	5-7	.417	216-219	Matt Rhule	
2024	7-6	.538	306-253	Matt Rhule	Pinstripe Bowl champion
<b>Totals</b>	<b>924-430-40</b>	<b>.677</b>	<b>34,728-19,988</b>		<b>46 conference, 5 national titles</b>

# All-Time Nebraska Football Head Coach Records

(By Winning Percentage)

<b>Coach, Seasons (Years)</b>	<b>Games</b>	<b>W-L-T</b>	<b>Percentage</b>
E.O. Stiehm, 1911-15 (5)	40	35-2-3	.913
W.C. Booth, 1900-05 (6)	55	46-8-1	.845
Tom Osborne, 1973-97 (25)	307	255-49-3	.836
Bob Devaney, 1962-72 (11)	123	101-20-2	.829
Frank Solich, 1998-2003 (6)	77	58-19-0	.753
Fred Dawson, 1921-24 (4)	32	23-7-2	.750
D.X. Bible, 1929-36 (8)	72	50-15-7	.743
E.E. Bearg, 1925-28 (4)	33	23-7-3	.742
W.C. Cole, 1907-10 (4)	36	25-8-3	.736
E.J. Stewart, 1916-17 (2)	15	11-4-0	.733
Fielding Yost, 1898 (1)	11	8-3-0	.727
E.N. Robinson, 1896-97 (2)	16	11-4-1	.719
Bo Pelini, 2003*, 2008-14 (7)	94	67-27-0	.713
Frank Crawford, 1893-94 (2)	14	9-4-1	.679
Charles Thomas, 1895 (1)	9	6-3-0	.667
L. McC. "Biff" Jones, 1937-41 (5)	46	28-14-4	.652
Amos Foster, 1906 (1)	10	6-4-0	.600
Henry F. Schulte, 1919-20 (2)	17	8-6-3	.559
Bill Callahan, 2004-07 (4)	49	27-22-0	.551
Mike Riley, 2015-17 (3)	38	19-19-0	.500
<b>Matt Rhule, 2023-present (2)</b>	<b>25</b>	<b>12-13</b>	<b>.480</b>
Bill Glassford, 1949-55 (7)	69	31-35-3	.471
W.G. Kline, 1918 (1)	6	2-3-1	.471
Pete Elliott, 1956 (1)	10	4-6-0	.400
Scott Frost, 2018-2022	47	16-31-0	.341
Mickey Joseph, 2022***	9	3-6	.333
George Clark, 1945, 1948 (2)	19	6-13-0	.316
Bill Jennings, 1957-61 (5)	50	15-34-1	.310
Glenn Presnell, 1942 (1)	10	3-7-0	.300
Bernie Masterson, 1946-47 (2)	18	5-13-0	.278
Adolph Lewandowski, 1943-44	16	4-12-0	.250
A.E. Branch, 1899 (1)	9	1-7-1	.167
Barney Cotton, 2014**	1	0-1-0	.000

\*-Interim Head Coach for 2003 Alamo Bowl

\*\*-Interim Head Coach for 2014 Holiday Bowl

\*\*\*- Interim Head Coach following first three games of 2022

## All-Time Nebraska Football Assistant Coaches

Adam, Jerry, 1944  
 Albin, Tim, 2003  
 Amen, Paul, 1938-41  
 Andros, Dee, 1956  
 Applewhite, Bryan, 2022  
 Armstrong, Charles, 1939-42, 1944  
 Austin, Greg, 2018-21  
 Banker, Mark, 2015-16  
 Barnes, Nelson, 1997-2002  
**Barthel, E.J., 2023-present**  
 Beck, Tim, 2008-14  
 Beckton, Sean, 2018-22  
 Black, Charley, 1926-30  
 Blake, John, 2004-06  
 Blazine, A.A., 1947-48  
 Bohl, Craig, 1995-2002  
 Booker, Scott, 2017  
**Bradden, Terry, 2025-present**  
 Braley, Jack, 1960-61  
 Bray, Trent, 2015-17  
 Bringuel, Josh, 2024  
 Brown, Ron, 1987-2003, 2008-14, 2024  
 Browne, W. Harold, 1930-40  
 Busch, Bill, 2004-07, 2022  
**Butler, John, 2024-present**  
 Cabell, Jake, 1979  
 Cavanaugh, Mike, 2015-17  
 Chinander, Erik, 2018-22  
 Coeling, Aaron, 2024  
 Cooper, Evan, 2023  
 Corgan, Mike, 1962-82  
 Cosgrove, Kevin, 2004-07  
 Cotton, Barney, 2003, 2008-14  
 Darlington, George, 1973-2002  
 Davis, Bob, 1949-55  
 Davis, Reggie, 2015-17  
 Dawson, Mike, 2018; 2020-22  
 Day, Bill, 1928-31  
 DeAngelis, James, 1949  
 Dewitt, Jovan, 2018-19  
 DiMichele, Adam, 2024  
 Diaco, Bob, 2017  
 Downing, Scott, 2003-05  
 Duval, Rick, 1973-74  
**Dvoracek, Rob, 2023-present**  
**Ekeler, Mike, 2008-10, 2025-present**  
 Elliott, Bob, 2017  
 Elmassian, Phil, 2004-07  
 Els, Ross, 2011-14  
 Faris, Robert, 1952-54  
 Faulkinberry, Russ, 1959  
 Fife, Ralph, 1950-52  
 Fischer, Cletus, 1959-85  
 Fischer, Pat, 1979  
 Fisher, Rich, 2011-14  
 Fisher, Travis, 2018-22  
 Foley, Ed, 2023-24  
 Franklin, Marvin, 1949-51  
 Garrison, John, 2011-14  
 Gill, Turner, 1992-2004  
 Gilmore, Ted, 2005-10  
 Gillespie, Dave, 1998-2002  
 Gordy, John, 1958  
 Hanscom, H.H., 1948-53  
 Held, Ryan, 2018-21  
**Holgorsen, Dana, 2024-present**  
 Holm, Elmer, 1942  
 Huey, Gene, 1977-86  
 Hughes, Hank, 2015  
 Ingalls, D. Robert, 1945  
 Ingles, Guy, 1976-78  
 Jamrog, Jeff, 2000-03  
 Janetos, Peter, 1949-52  
 Jennings, Bill, 1956  
 Johnson, John, 1945, 1947  
 Jones, Gomer, 1946  
 Jordan, Randy, 2004-07  
 Joseph, Mickey, 2022  
 Joseph, Terry, 2012-13  
 Kaczinski, Rick, 2012-14  
 Kathol, Gerald, 1946  
 Kelly, George, 1960-68  
 Kiffin, Monte, 1967-76  
 Klein, L.F., 1945-58  
 Knighton, Terrance, 2023-24  
 Kovach, John, 1955  
 Landry, Jack, 1957  
 Langsdorf, Danny, 2015-17  
 Lehman, R.G., 1928-31  
 Lewandowski, A.J., 1937-42  
 Lubick, Matt, 2020-21  
 Lyman, Roy, 1936-41  
 Martin, Josh, 2023-24  
 McBride, Charlie, 1977-99  
 McGarry, Kevin, 2024  
 McGuire, Garret, 2023-24  
 Mehring, Neal, 1950-51  
 Mehring, Robert, 1938  
 Meier, Franklin, 1935  
 Melton, John, 1962-88  
 Melvin, Rashaan, 2024  
 Miller, H.H., 1948  
 Milligan, Walter, 1953-55  
 Mills, Robert, 1939  
 Monroe, Dick, 1957-61  
 Moore, Jerry, 1973-78  
 Mozee, Jamar, 2024  
 Myles, Bill, 1972-76  
 Norvell, Jay, 2004-06  
 Nyden, Ed, 1955  
 Oakes, B.F., 1926-30  
 Osborne, Tom, 1964-72  
 Papuchis, John, 2008-14  
 Parrella, John, 2016-17  
 Pearce, LeRoy, 1958-61  
 Pelini, Bo, 2003  
 Pelini, Carl, 2008-11  
 Pettibone, Jerry, 1980-81  
 Petz, Harold, 1936, 1938-40  
 Pfeiff, William, 1939, 1942  
 Pierce, Jack, 1979-91  
 Potenza, Jack, 2024  
 Powers, Warren, 1969-76  
 Presnell, Glenn, 1938-41, 1946  
 Prochaska, Ray, 1947-48, 1950-54  
**Raiola, Donovan, 2022-present**  
 Raymond, Corey, 2011  
 Read, Bruce, 2015-16  
 Rhodes, John, 1928  
 Ross, Jim, 1962-76  
 Rudolph, Joe, 2007  
 Russell, Dougal, 1947-48  
 Ruud, Barrett, 2018-22  
 Samuel, Tony, 1986-96  
 Sanders, Marvin, 2003, 2008-10  
**Satterfield, Marcus, 2023-present**  
 Scarbrough, Don, 1956-61  
 Scherer, Leo, 1928  
 Schmakel, Warren, 1957-59  
 Schultz, Henry F., 1932-37  
 Schultz, Leonard, 1945  
 Selmer, Carl, 1962-72  
**Shorts Jr., Daikiel, 2025-present**  
**Simpson, Phil, 2025-present**  
**Snow, Phil, 2025-present**  
 Solich, Frank, 1979-97  
 Sprague, Arthur, 1943-44  
 Stauber, Gene, 1956  
 Steele, Kevin, 1989-94  
 Stewart, Brian, 2015-16  
 Strasheim, Don, 1954-58  
 Strong, David, 1945  
 Tenopir, Milt, 1974-2002  
**Thomas, Glenn, 2024-present**  
 Thornton, Bill, 1970-71  
 Thornton, Bob, 1981-85  
 Tuioti, Tony, 2019-21  
 Van Zandt, Lance, 1977-80  
 Verduzco, Mario, 2018-21  
 Wagner, Dennis, 2004-07  
 Walden, Jim, 1971-72  
 Walters, Troy, 2018-19  
 Warren, Charlton, 2014  
 Watson, Shawn, 2006-10  
 Weir, Ed, 1929-37, 1943  
 Whipple, Mark, 2022  
 White, Tony, 2023-24  
**Williams, Addison, 2025-present**  
 Williams, Jimmy, 2003  
 Williams, John, 1936  
 Williams, Donte', 2017  
 Williams, Keith, 2015-17  
 Williams, Keith, 2024  
 Wyatt, Buddy, 2007  
 Young, Dan, 1983-2002

# Nebraska's Year-by-Year Final Rankings

## AP

1936	..... 9th
1937	..... 11th
1938	..... NR
1939	..... 18th
1940	..... 7th
1941	..... NR
1942	..... NR
1943	..... NR
1944	..... NR
1945	..... NR
1946	..... NR
1947	..... NR
1948	..... NR
1949	..... NR
1950	..... 17th
1951	..... NR
1952	..... NR
1953	..... NR
1954	..... NR
1955	..... NR
1956	..... NR
1957	..... NR
1958	..... NR
1959	..... NR
1960	..... NR
1961	..... NR
1962	..... NR
1963	..... 6th
1964	..... 6th
1965	..... 5th
1966	..... 6th
1967	..... NR
1968	..... NR
1969	..... *11th
1970	..... 1st
1971	..... 1st
1972	..... 4th
1973	..... 7th
1974	..... 9th
1975	..... 9th
1976	..... 9th
1977	..... 12th
1978	..... 8th
1979	..... 9th
1980	..... 7th
1981	..... 11th
1982	..... 3rd
1983	..... 2nd
1984	..... 4th
1985	..... 11th
1986	..... 5th
1987	..... 6th
1988	..... 10th
1989	..... 11th
1990	..... 24th
1991	..... 15th
1992	..... 14th
1993	..... 3rd
1994	..... 1st
1995	..... 1st

1996	..... 6th
1997	..... 2nd
1998	..... 19th
1999	..... 3rd
2000	..... 8th
2001	..... 8th
2002	..... NR
2003	..... 19th
2004	..... NR
2005	..... 24th
2006	..... NR
2007	..... NR
2008	..... NR
2009	..... 14th
2010	..... 20th
2011	..... 24th
2012	..... 25th
2013	..... NR
2014	..... NR
2015	..... NR
2016	..... NR
2017	..... NR
2018	..... NR
2019	..... NR
2020	..... NR
2021	..... NR
2022	..... NR
2023	..... NR
2024	..... NR

*\*Start of 33 straight years Nebraska was ranked in the final AP poll until 2002.*

## UPI (Coaches)

1950	..... NR
1951	..... NR
1952	..... NR
1953	..... NR
1954	..... NR
1955	..... NR
1956	..... NR
1957	..... NR
1958	..... NR
1959	..... NR
1960	..... NR
1961	..... NR
1962	..... NR
1963	..... 5th
1964	..... 6th
1965	..... 3rd
1966	..... 7th
1967	..... NR
1968	..... NR
1969	..... 12th
1970	..... 3rd
1971	..... 1st
1972	..... 9th
1973	..... 11th
1974	..... 7th
1975	..... 9th
1976	..... 7th
1977	..... 10th

1978	..... 8th
1979	..... 7th
1980	..... 7th
1981	..... 9th
1982	..... 3rd
1983	..... 2nd
1984	..... 3rd
1985	..... 10th
1986	..... 4th
1987	..... 6th
1988	..... 10th
1989	..... 12th
1990	..... 17th

## USA Today/ CNN (Coaches)

1991	..... 16th
1992	..... 14th
1993	..... 3rd
1994	..... 1st
1995	..... 1st
1996	..... 6th

## USA Today/ ESPN (Coaches)

1997	..... 1st
1998	..... 20th
1999	..... 2nd
2000	..... 7th
2001	..... 7th
2002	..... NR
2003	..... 18th
2004	..... NR
2005	..... 24th
2006	..... NR
2007	..... NR
2008	..... NR
2009	..... 14th
2010	..... 19th
2011	..... 24th
2012	..... 23rd
2013	..... 25th
2014	..... NR
2015	..... NR
2016	..... NR
2017	..... NR
2018	..... NR
2019	..... NR
2020	..... NR
2021	..... NR
2022	..... NR
2023	..... NR
2024	..... NR

# Nebraska's Heisman Trophy History

## Johnny Rodgers Wingback (1972)

Johnny "The Jet" Rodgers helped the Huskers win the first two national titles in school history in 1970 and 1971, before becoming Nebraska's first Heisman winner in 1972.

Rodgers owns Nebraska records for receptions (143) and receiving yardage (2,479) to go along with his 26 career touchdown catches.

A two-time All-American as a wingback, Rodgers was one of the top punt returners in college football history, racing to 1,515 career punt return yards and seven regular-season touchdowns. He added 847 yards and one score as a kickoff returner, and 745 career rushing yards with 11 touchdowns.

After winning his Heisman Trophy, Rodgers put his all-around game on display in a 40-6 win over Notre Dame in the 1973 Orange Bowl. Rodgers had a hand in all five of Nebraska's touchdowns against the Fighting Irish, rushing for three touchdowns, while adding one touchdown reception. He pitched in a 52-yard pass to Frosty Anderson for another score.

Rodgers was inducted into the College Football Hall of Fame in 2000.

## Mike Rozier I-Back (1983)

The greatest runningback in Nebraska history, Mike Rozier ran away with the 1983 Heisman Trophy. After finishing 10th in Heisman voting as a junior, Rozier brought home the award as a senior by setting a school record with 2,148 yards on 275 carries and a school-record 29 touchdowns.

Rozier averaged 179 yards per game, while tying an NCAA record by reeling off 11 straight 100-yard performances, including a career-best 285 yards on 31 carries against Kansas on Nov. 12, 1983. Rozier's effort against the Jayhawks was one of seven 200-yard games in his career.

Rozier helped the Huskers to the national title game in the 1984 Orange Bowl, losing to Miami, 31-30. Despite scoring 49 regular-season rushing touchdowns in his career, Rozier never ran for a score in three Nebraska bowl games. However, he did throw a 25-yard pass to Anthony Steels in the Huskers' 22-15 loss to national champion Clemson in the 1982 Orange Bowl. Rozier also hauled in an 11-yard touchdown reception from Turner Gill in NU's 21-20 win over LSU in the 1983 Orange Bowl.

The No. 1 pick of the USFL's Pittsburgh Maulers in the 1984 draft, Rozier was also the No. 1 pick of the Houston Oilers in the supplemental phase of the 1984 NFL Draft.

He was voted into the College Football Hall of Fame in 2006.

## Eric Crouch Quarterback (2001)

Eric Crouch became Nebraska's third Heisman Trophy winner by earning a spot as one of the greatest rushing quarterbacks in college football history.

Nebraska's career total-offense leader from 2001 until Taylor Martinez surpassed the mark in 2012, Crouch's 7,915 yards included an NU career quarterback rushing record 3,434 yards in his four years as a starter. The first player in school history to lead the team in total offense four straight years, Crouch also passed for 4,481 yards to rank sixth in NU history.

As a senior, Crouch struck for a then-school record 2,625 total-offense yards, with 1,115 yards rushing and 1,510 yards passing, leading NU to the national title game in the 2002 Rose Bowl.

Crouch became just the third quarterback in NCAA history to rush for 3,000 yards and pass for 4,000 yards in his career. He also eclipsed the NCAA record for rushing touchdowns by a quarterback with 59, shattering fellow Heisman winner Mike Rozier's previous school record of 49 rushing touchdowns.

Crouch finished his career 35-7 as a starter, accounting for 88 total-offense touchdowns. In a win over California as a sophomore in 1999, Crouch tied an NCAA record by throwing for a touchdown, rushing for a touchdown and catching a touchdown pass in the same game.

He was voted into the College Football Hall of Fame in 2020.

## Top-10 Heisman Finishes

Sam Francis, Fullback, 1936--2nd  
Bobby Reynolds, Halfback, 1950--5th  
Wayne Meylan, Middle Guard, 1967--9th  
Jerry Tagge, Quarterback, 1971--7th  
Johnny Rodgers, Wingback, 1972--1st  
Rich Glover, Middle Guard, 1972--3rd  
Dave Humm, Quarterback, 1974--5th  
Jarvis Redwine, I-Back, 1980--8th  
Dave Rimington, Center, 1982--5th  
Mike Rozier, I-Back, 1982--10th/1983--1st  
Turner Gill, Quarterback, 1983--4th  
Lawrence Phillips, I-Back, 1994--8th  
Zach Wiegert, Offensive Tackle, 1994--9th  
Tommie Frazier, Quarterback, 1995--2nd  
Eric Crouch, Quarterback, 2001--1st  
Ndamukong Suh, Defensive Tackle, 2009--4th

## Heisman vs. Huskers

**1935—Jay Berwanger, HB**  
Nebraska 28, Chicago 7  
Statistics Not Available  
**1941—Bruce Smith, HB**  
Minnesota 9, Nebraska 0  
Rushing: 7-35-0  
**1947—John Lujack, QB**  
Notre Dame 31, Nebraska 0  
Passing: 2-of-6, 38 yds., 1 INT  
**1952—Billy Vessels, HB**  
Oklahoma 34, Nebraska 13  
Rushing: 20-96-3  
Receiving: 2-28-0  
**1955—Howard Cassady, HB**  
Ohio State 28, Nebraska 20  
Rushing: 21-170-3  
**1961—Ernie Davis, HB**  
Syracuse 28, Nebraska 6  
Rushing: 22-120-0  
Receiving: 1-10-0  
**1969—Steve Owens, HB**  
Nebraska 44, Oklahoma 14  
Rushing: 21-71-0  
Receiving: 1-9-0  
**1978—Billy Sims, HB**  
Nebraska 17, Oklahoma 14  
Rushing: 25-153-2  
1979 Orange Bowl  
Oklahoma 31, Nebraska 24  
Rushing: 25-132-2  
**1988—Barry Sanders, HB**  
Nebraska 63, Oklahoma State 42  
Rushing: 35-189-4  
Receiving: 1-(-4)  
Punt Return: 1-0-0  
Kickoff Returns: 5-73-0  
**1993—Charlie Ward, QB**  
1994 Orange Bowl  
Florida State 18, Nebraska 16  
Rushing: 8-(-3)  
Passing: 24-of-43, 286 yds., 0 TD  
**1994—Rashaan Salaam, IB**  
Nebraska 24, Colorado 7  
Rushing: 22-134-1  
Receiving: 2-24-0  
**1998—Ricky Williams, RB**  
Texas 20, Nebraska 16  
Rushing: 37-150-1  
Receiving: 1-0-0  
**2008—Sam Bradford, QB**  
Oklahoma 62, Nebraska 28  
Rushing: 2-14  
Passing: 19-of-27, 311 yards, 5 TD, 1 INT  
**2024—Travis Hunter, WR/CB**  
Nebraska 28, Colorado 10  
Receiving: 10-110-0  
Tackles: 1-2-3 (1 TFL, 2 yards, 1 PBU)

## Nebraska's Major Award Winners

### Lombardi Award (5)

(Nation's top collegiate lineman)

1972--Rich Glover, MG, Nebraska\*  
 1982--Dave Rimington, C, Nebraska\*  
 1983--Dean Steinkuhler, OG, Nebraska\*  
 1997--Grant Wistrom, RE, Nebraska  
 2009--Ndamukong Suh, DT\*

### Other Husker Lombardi Finalists

1971--Rich Glover, DT  
 1971--Larry Jacobson, DT  
 1988--Broderick Thomas, DE  
 1994--Zach Wiegert, OT  
 1996--Jared Tomich, RE  
 2000--Dominic Raiola, C

*\*honoree swept both the Outland Trophy and Lombardi Award for that year.*

### Outland Trophy (9)

(Nation's top collegiate interior lineman)

1971--Larry Jacobson, DT, Nebraska  
 1972--Rich Glover, MG, Nebraska\*  
 1981--Dave Rimington, C, Nebraska  
 1982--Dave Rimington, C, Nebraska\*  
 1983--Dean Steinkuhler, OG, Nebraska\*  
 1992--Will Shields, OG, Nebraska  
 1994--Zach Wiegert, OT, Nebraska  
 1997--Aaron Taylor, OG, Nebraska  
 2009--Ndamukong Suh, DT, Nebraska\*

### Other Husker Outland Finalists

1997--Jason Peter, DT  
 2000--Dominic Raiola, C  
 2001--Toniui Fonoti, OG

### Maxwell Award (1)

(Nation's outstanding collegiate player)

1983--Mike Rozier, IB, Nebraska

### Walter Camp Award (3)

(Nation's outstanding collegiate player)

1972--Johnny Rodgers, WB, Nebraska  
 1983--Mike Rozier, IB, Nebraska  
 2001--Eric Crouch, QB, Nebraska

### Johnny Unitas Golden Arm Award (1)

(Nation's top senior quarterback)

1995--Tommie Frazier, Nebraska

### Davey O'Brien Award (1)

(Nation's top quarterback)

2001--Eric Crouch, Nebraska

### Butkus Award (1)

(Nation's top collegiate linebacker)

1993--Trev Alberts, Nebraska

### Other Husker Butkus Finalists

1988--Broderick Thomas, 2nd  
 1994--Ed Stewart, 3rd  
 2011--Lavonte David, 5th

### Rimington Trophy (1)

(Nation's top collegiate center)

2000--Dominic Raiola, Nebraska

### Nagurski Trophy (1)

(Nation's best defensive player)

2009--Ndamukong Suh, DT, Nebraska

### Bednarik Award (1)

(College football's defensive player of the year)

2009--Ndamukong Suh, DT, Nebraska

## Huskers in the College Football Hall of Fame

### Nebraska Players (20)

Ed Weir, T (1923-25), Inducted 1951  
 George Sauer, FB (1931-33), Inducted 1954  
 Guy Chamberlin, E (1913-15), Inducted in 1962  
 Clarence Swanson, E (1918-21), Inducted in 1973  
 Sam Francis, FB (1934-36), Inducted in 1977  
 Bobby Reynolds, HB (1950-52), Inducted in 1984  
 Forrest Behm, T (1938-40), Inducted in 1988  
 Wayne Meylan, MG (1965-67), Inducted in 1991  
 Bob Brown, G (1962-63), Inducted in 1993  
 Rich Glover, MG (1970-72), Inducted in 1995  
 Dave Rimington, C (1979-82), Inducted in 1997  
 Johnny Rodgers, WB (1969-72), Inducted 2000  
 Mike Rozier, IB (1981-83), Inducted in 2006  
 Grant Wistrom, RE (1994-97), Inducted in 2009  
 Will Shields, OG (1989-92), Inducted in 2011  
 Tommie Frazier, QB (1992-95), Inducted 2013  
 Trev Alberts, OLB (1990-93), Inducted in 2015

Aaron Taylor, OG/C (1994-97), Inducted 2018

Eric Crouch, QB (1998-2001), Inducted 2020

Zach Wiegert, OT (1991-94), Inducted 2022

### Nebraska Coaches (7)

Fielding Yost (1898), Inducted in 1951  
 Dana X. Bible (1929-36), Inducted in 1951  
 Lawrence McCeney "Biff" Jones (1937-41), Inducted in 1954  
 Edward N. "Robbie" Robinson (1896-97), Inducted in 1955  
 Bob Devaney (1962-72), Inducted in 1981  
 Tom Osborne (1973-97), Inducted in 1999  
 Frank Solich (1998-03), Inducted in 2024

## All-Century Team

Nebraska's run of success in the 1990s capped a century of conference and national championships, award-winning players and Hall of Fame coaches in the Husker football program.

Hundreds of great players called Lincoln home in the 20th century, making the selection of a Husker All-Century team a difficult task. Nebraska fans did their best to identify the best of the best from the 1999 football season through April of 2000. The team was chosen through an online poll at Huskers.com and nearly 10,000 Husker fans took part in the process.

The team is dominated by players from the Huskers' five national championship squads. Linebacker Tom Novak, Nebraska's only four-time all-conference selection, was the lone player chosen who played before the Bob Devaney era. The overall top vote getter was Johnny Rodgers, who received a total of 14,467 votes at two positions (receiver and kick returner). The 1972 Heisman Trophy winner is joined by a star-studded offensive unit that features I-backs Mike Rozier and Roger Craig, fullbacks Joel Makovicka and Tom Rathman, wingback Irving Fryar and tight end Junior Miller. The offense is guided by quarterback Tommie Frazier, who led the Huskers to back-to-back national championships in 1994 and 1995. Frazier won the Johnny Unitas Award as the nation's top quarterback as a senior and had a career record of 33-3 as Nebraska's starting QB. The offensive line features five Outland Trophy winners, including two-time recipient Dave Rimington. Fellow Outland winners Will Shields, Aaron Taylor, Zach Wiegert and Dean Steinkuhler, along with All-American Bob Newton, join Rimington on the offensive front. Wiegert was the top vote-getter on offense, with nearly 8,000 votes.

The defense is led by a talent-laden front line, all of whom were first-round NFL Draft picks. Defensive tackles Jason Peter and Neil Smith and middle guard Rich Glover comprise the interior of the all-time Husker defense while pass rushing specialists Grant Wistrom, Trev Alberts and Broderick Thomas man the outside positions of the defensive line. A pair of run-stoppers join Novak on the linebacker corps, as Marc Munford and Ed Stewart were selected by Husker fans. Munford led Nebraska in tackles for three consecutive seasons (1984-86), while Stewart was a finalist for the Butkus Award in 1994. The secondary is made up of players from the 1990s, including 1999 All-Americans Mike Brown and Ralph Brown, the top vote getters at safety and cornerback, respectively. The duo is joined by cornerback Michael Booker and rover Mike Minter, a pair of defensive standouts on Nebraska's 1994 and 1995 national title teams. Wistrom was the top vote getter among defensive players with almost 7,000 votes cast.

Kris Brown was chosen as the starting kicker after he set the school record with 388 points from 1995 to 1998. Jesse Kosch earned the nod as NU's top punter, and the final member of the team is kick returner Tyrone Hughes.

### Offense

QB-Tommie Frazier (1992-95)  
 IB-Mike Rozier (1981-83)  
 IB-Roger Craig (1979-82)  
 FB-Tom Rathman (1983-85)  
 FB-Joel Makovicka (1995-98)  
 WR-Irving Fryar (1981-83)  
 WR-Johnny Rodgers (1970-72)  
 TE-Junior Miller (1977-79)  
 OT-Bob Newton (1969-70)  
 OG-Will Shields (1989-92)  
 C-Dave Rimington (1979-82)  
 OG/C-Aaron Taylor (1994-97)  
 OG-Dean Steinkuhler (1981-83)  
 OT-Zach Wiegert (1991-94)

### Defense

DE-Grant Wistrom (1994-97)  
 DT-Jason Peter (1994-97)  
 NT-Rich Glover (1970-72)  
 DT-Neil Smith (1985-87)  
 DE/OLB-Trev Alberts (1990-93)  
 DE/OLB-Broderick Thomas (1985-88)  
 LB-Marc Munford (1984-86)  
 LB-Ed Stewart (1991-94)  
 LB-Tom Novak (1946-49)  
 CB-Michael Booker (1994-96)  
 CB-Ralph Brown (1996-99)  
 S-Mike Brown (1996-99)  
 S-Mike Minter (1993-96)

### Special Teams

PK-Kris Brown (1995-98)  
 P-Jesse Kosch (1994-97)  
 KR-Tyrone Hughes (1989-92)  
 PR-Johnny Rodgers (1970-72)

### Top Vote Getters (Votes):

Offense-Zach Wiegert (7,951)  
 Defense-Grant Wistrom (6,990)  
 Special Teams-Kris Brown (7,938)  
 Overall-Johnny Rodgers (14,467)  
 (7,109 - Returns and 7,358 - WR)

## Novak & Brown Honored with Retired Numbers

Following the 1949 season, the N Club voted to retire jersey No. 60 in honor of Tom "Train Wreck" Novak's stellar career with the Cornhuskers. Novak, the first Nebraska player to earn this honor, had been a four-time All-Big Seven choice and a 1949 All-American.

For 55 years, Novak was the only NU player to have the distinction of a retired number. In 2004, that finally changed as College and Pro Football Hall of Famer Bob Brown's No. 64 joined Novak's hallowed No. 60 among the permanently retired numbers at Nebraska. Brown, whose jersey retirement ceremony occurred during NU's game with Colorado in 2004, became the 16th player in Husker history to have his jersey retired.

All major national award winners at Nebraska automatically have their jerseys retired, but their numbers will still be available to active Huskers. In 2017, Nebraska also retired the jerseys of eight members of the College Football Hall of Fame who had not previously had their jerseys retired.

Nebraska's group of 25 players with retired jerseys certainly ranks among the most in the nation. Huskers who have earned the distinction of jersey retirement include three Heisman Trophy winners (Johnny Rodgers, Mike Rozier, Eric Crouch), eight Outland Trophy winners with nine awards (Larry Jacobson, Rich Glover, Dave Rimington (2), Dean Steinkuhler, Will Shields, Zach Wiegert, Aaron Taylor, Ndamukong Suh), five Lombardi Award winners (Rich Glover, Dave Rimington, Dean Steinkuhler, Grant Wistrom, Ndamukong Suh), one Johnny Unitas Golden Arm Award winner (Tommie Frazier), one Davey O'Brien Award winner (Eric Crouch), one Butkus Award winner (Trev Alberts), one Rimington Trophy winner (Dominic Raiola), one Chuck Bednarik Award winner (Ndamukong Suh) and one Bronko Nagurski Trophy winner (Ndamukong Suh).

## History of Retired Jerseys (25)

Year	Jersey	Player	Major Awards/Honors
1949	No. 60*	Tom Novak	Only Four-Time All-Conference
1972	No. 20	Johnny Rodgers	1972 Heisman/Walter Camp
1972	No. 79	Rich Glover	1972 Outland/Lombardi
1982	No. 50	Dave Rimington	1981, 1982 Outland 1982 Lombardi
1983	No. 30	Mike Rozier	1983 Heisman/Maxwell/Walter Camp
1983	No. 71	Dean Steinkuhler	1983 Outland/Lombardi
1994	No. 75	Larry Jacobson	1971 Outland
1994	No. 75	Will Shields	1992 Outland
1994	No. 34	Trev Alberts	1993 Butkus
1995	No. 72	Zach Wiegert	1994 Outland
1996	No. 15	Tommie Frazier	1995 Johnny Unitas
1998	No. 67	Aaron Taylor	1997 Outland
1998	No. 98	Grant Wistrom	1997 Lombardi
2002	No. 54	Dominic Raiola	2000 Rimington
2002	No. 7	Eric Crouch	2001 Heisman/Walter Camp/O'Brien
2004	No. 64*	Bob Brown	College and Pro Football Hall of Fame
2010	No. 93	Ndamukong Suh	2009 Outland/Lombardi/AP POY
2017	NA	Guy Chamberlin	1962 College Football Hall of Fame Inductee
2017	No. 1	Clarence Swanson	1973 College Football Hall of Fame Inductee
2017	No. 35	Ed Weir	Nebraska's first two-time All-American
2017	No. 25	George Sauer	1954 College Football Hall of Fame Inductee
2017	No. 38	Sam Francis	1936 Heisman Runner-up
2017	No. 33	Forrest Behm	1988 College Football Hall of Fame Inductee
2017	No. 12	Bobby Reynolds	1984 College Football Hall of Fame Inductee
2017	No. 66	Wayne Meylan	1966 and 1967 Big Eight Player of the Year

\*Jersey number is permanently retired at Nebraska



## Clarence Swanson

End | 1919-21  
Wakefield, Neb.

- » 1921 All-American
- » 1973 College Football Hall of Fame

1



## Eric Crouch

Quarterback | 1998-2001  
Omaha, Neb.

- » 2001 Heisman Trophy
- » 2001 Walter Camp Player of the Year
- » 2001 Davey O'Brien Quarterback Award
- » 2020 College Football Hall of Fame

7

### Passing

Year	Att.	Comp.	Pct.	Int.	Yds.	TD
1998	101	49	.485	4	601	4
1999	160	83	.419	4	1,269	7
2000	156	75	.481	7	1,101	11
2001	189	105	.556	10	1,510	7
<b>Totals</b>	<b>606</b>	<b>312</b>	<b>.515</b>	<b>25</b>	<b>4,481</b>	<b>29</b>

### Rushing

		Total Offense						
Year	Att.	Net	Avg.	TDs	Att.	Yds.	TD	Y/G
1998	96	459	4.8	4	197	1,060	91	32.5
1999	180	889	4.9	16	340	2,158	23	79.8
2000	169	971	5.7	20	325	2,072	31	88.4
2001	203	1,115	5.5	18	392	2,625	25	18.8
<b>Totals</b>	<b>648</b>	<b>3,434</b>	<b>5.3</b>	<b>59</b>	<b>1,254</b>	<b>7,915</b>	<b>88</b>	<b>84.1</b>



## Bobby Reynolds

Halfback | 1950-52  
Grand Island, Neb.

- » 1950 First-Team All-American
- » 1984 College Football Hall of Fame

12



## Tommie Frazier

Quarterback | 1992-95  
Bradenton, Fla.

- » 1995 Johnny Unitas Golden Arm Award
- » 2013 College Football Hall of Fame

15

### Passing

Year	Att.	Comp.	Pct.	Int.	Yds.	TD
1992	100	44	.440	1	727	10
1993	162	77	.475	4	1,159	12
1994	44	19	.432	2	273	4
1995	163	92	.564	4	1,362	17
<b>Totals</b>	<b>469</b>	<b>232</b>	<b>.495</b>	<b>11</b>	<b>3,521</b>	<b>43</b>

### Rushing

		Total Offense						
Year	Att.	Net	Avg.	TDs	Att.	Yds.	TD	Y/G
1992	86	399	4.6	7	186	1,126	17	25.1
1993	126	704	5.6	9	288	1,863	21	69.4
1994	33	248	7.5	6	77	521	10	30.3
1995	97	604	6.2	14	260	1,966	31	78.7
<b>Totals</b>	<b>342</b>	<b>1,955</b>	<b>5.7</b>	<b>36</b>	<b>811</b>	<b>5,476</b>	<b>79</b>	<b>56.5</b>



## Johnny Rodgers

Wingback | 1970-72  
Omaha, Neb.

- » 1972 Heisman Trophy
- » 1972 Walter Camp Player of the Year
- » 2000 College Football Hall of Fame

20

### Punt Returns

		Kick Returns						
Year	PR	Yds.	Avg.	TDs	KOR	Yds.	Avg.	TDs
1970	26	349	13.4	2	17	359	21.1	0
1971	33	548	16.6	3	10	304	30.4	1
1972	39	618	15.8	2	8	184	23.0	0
<b>Totals</b>	<b>98</b>	<b>1,515</b>	<b>15.5</b>	<b>7</b>	<b>35</b>	<b>847</b>	<b>24.2</b>	<b>1</b>

### Rushing

		Receiving						
Year	Att.	Net	Avg.	TDs	Rec.	Yds.	Avg.	TDs
1970	36	219	6.1	2	35	665	19.0	7
1971	36	259	7.2	2	53	872	16.5	11
1972	58	267	4.6	7	55	942	17.1	7
<b>Totals</b>	<b>130</b>	<b>745</b>	<b>5.7</b>	<b>11</b>	<b>143</b>	<b>2,479</b>	<b>17.3</b>	<b>25</b>



## George Sauer

Fullback | 1931-33  
Lincoln, Neb.

- » 1933 First-Team All-American
- » 1954 College Football Hall of Fame

25



## Mike Rozier

I-Back | 1981-83  
Camden, N.J.

- » 1983 Heisman Trophy
- » 1983 Maxwell Award
- » 1983 Walter Camp Player of the Year
- » 2006 College Football Hall of Fame

30

### Rushing

		Receiving						
Year	Att.	Net	Avg.	TDs	Rec.	Yds.	Avg.	TDs
1981	151	943	6.2	5	4	64	16.0	0
1982	242	1,689	7.0	15	6	46	7.7	2
1983	275	2,148	7.8	29	10	106	10.6	0
<b>Totals</b>	<b>668</b>	<b>4,780</b>	<b>7.2</b>	<b>49</b>	<b>20</b>	<b>216</b>	<b>10.8</b>	<b>2</b>

### Kick Returns

		All-Purpose			Scoring		
Year	PR	Yds.	Avg.	TDs	No.	Yds.	TD
1981	5	162	32.4	1	160	1,169	7.3
1982	4	55	13.8	0	252	1,790	7.1
1983	11	232	21.1	0	296	2,486	8.4
<b>Totals</b>	<b>20</b>	<b>449</b>	<b>22.5</b>	<b>1</b>	<b>708</b>	<b>5,445</b>	<b>7.7</b>



## Forrest Behm

Tackle | 1938-40  
Lincoln, Neb.

- » 1940 First-Team All-American
- » 1988 College Football Hall of Fame

33



### Trev Alberts

Outside Linebacker | 1990-93  
Cedar Falls, Iowa

- » 1993 Butkus Award
- » 2015 College Football Hall of Fame

34

#### Defense

Year	(-----Tackles-----)					Fum.		QB			
	G/S	UT	AT	TT	TFL	Sacks	C-R	BK	PBU	PI	Hry.
1990	10/0	10	16	26	4-33	4-33	0-1	0	0	0	20
1991	11/0	21	32	53	9-60	7-50	1-3	0	1	0	12
1992	11/11	27	46	73	11-50	3.5-25	1-1	1	4	0	17
1993	11/11	47	49	96	21-99	15-88	3-0	0	1	0	38
Totals	43/22	105	143	248	45-242	29.5-196	5-5	1	6	0	69



### Bob Brown

Offensive Guard | 1961-63  
Cleveland, Ohio

- » 1 of 2 NU permanently retired jerseys
- » 2004 Pro Football Hall of Fame
- » 1993 College Football Hall of Fame

64



### Wayne Meylan

Middle Guard | 1965-67  
Bay City, Mich.

- » 1966 & 1967 All-American
- » 1966 & 1967 Big Eight Player of the Year
- » 1991 College Football Hall of Fame

66

#### Defense

Year	(-----Tackles-----)				Fum.				
	UT	AT	TT	R	BK	PBU	PI		
1965	21	24	45	1	0	0	0		
1966	38	36	74	1	0	2	0		
1967	59	60	119	0	0	0	0		
Totals	118	120	238	2	0	2	0		



### Ed Weir

Tackle | 1923-25  
Superior, Neb.

- » 1924 & 1925 First-Team All-American
- » 1951 College Football Hall of Fame

35



Sam Francis  
Fullback | 1934-36  
Oberlin, Kan.

- » 1936 Heisman Runner-up
- » 1936 First-Team All-American
- » 1977 College Football Hall of Fame

38



### Aaron Taylor

Offensive Guard | 1994-97  
Wichita Falls, Texas

- » 1997 Outland Trophy

67



### Dave Rimington

Center | 1979-82  
Omaha, Neb.

- » 1981 & 1982 Outland Trophy
- » 1982 Lombardi Award
- » 1997 College Football Hall of Fame

50



### Dean Steinkuhler

Offensive Guard | 1981-83  
Burr, Neb.

- » 1983 Lombardi Award
- » 1983 Outland Trophy

71



### Dominic Raiola

Center | 1998-2000  
Honolulu, Hawaii

- » 2000 Dave Rimington Trophy

54



### Zach Wiegert

Offensive Tackle | 1991-94  
Fremont, Neb.

- » 1994 Outland Trophy

72



### Tom Novak

Center/Linebacker | 1946-49  
Omaha, Neb.

- » 1 of 2 NU permanently retired jerseys
- » NU's only 4-time all-conference pick

60



**Larry Jacobson**  
Defensive Tackle | 1969-71  
Sioux Falls, S.D.

» 1971 Outland Trophy

#### Defense

	( ----Tackles----						
Year	UT	AT	TT	TFL	BK	PBU	PI
1969	2	8	10	1-9	0	0	0
1970	33	16	49	9-61	0	1	0
1971	28	45	73	12-73	0	1	1
Totals	63	69	132	22-143	0	2	1



**Will Shields**  
Offensive Guard | 1989-92  
Lawton, Okla.

» 1992 Outland Trophy  
» 2015 Pro Football Hall of Fame  
» 2011 College Football Hall of Fame



**Rich Glover**  
Middle Guard | 1970-72  
Jersey City, N.J.

» 1972 Lombardi Award  
» 1995 College Football Hall of Fame

#### Defense

(----Tackles----)							
Year	UT	AT	TT	TFL	BK	PBU	PI
1970	5	14	19	3-13	0	3	0
1971	46	46	92	13-73	0	1	0
1972	52	48	100	9-41	0	2	0
Totals	103	108	211	25-127	0	6	0




**Ndamukong Suh**  
Defensive Tackle | 2005-09  
Portland, Ore.

» 2009 Outland Trophy  
» 2009 Lombardi Award  
» 2009 AP National Player of the Year

#### Defense

	(---Tackles---)					Fum.			QB		
Year	G/S	UT	AT	TT	TFL	Sacks	C-R	BK	PBU	PI	Hry.
2005*	2/0	0	1	1	0-0	0	0-0	0	0	0	0
2006	14/0	12	7	19	8-45	3.5-37	1-0	0	0	1	2
2007	12/11	22	12	34	6-29	1-6	0-1	1	2	0	4
2008	13/13	39	37	76	19-85	7.5-67	1-0	2	3	2	6
2009	14/14	52	33	85	24-93	12-77	1-0	3	10	1	26
Totals	55/39	125	90	215	57-252	24-187	3-1	6	15	4	38

\*medical red shirt



**Grant Wistrom**  
Rush End | 1994-97  
Webb City, Mo.

» 1997 Lombardi Award

#### Defense

	---Tackles---						Fum.			QB		
Year	G/S	UT	AT	TT	TFL	Sacks	C-R	BK	PBU	PI	Hry.	
1994	12/0	14	22	36	6.5-55	4.5-49	0-0	0	0	0	11	
1995	11/11	21	23	44	15-55	4-23	0-0	0	0	0	13	
1996	12/12	30	45	75	20-74	9.5-48	1-0	2	0	1	15	
1997	12/12	28	23	51	17-76	8.5-58	3-1	0	3	0	25	
Totals	47/35	93	113	206	58.5-260	26.5-178	4-1	2	3	1	64	



**Guy Chamberlin**  
End/Halfback | 1913-15  
Blue Springs, Neb.

» 1915 First-Team All-American  
» 1962 College Football Hall of Fame  
» Number not available

# First-Team All-Americans

96 Players | 14 Double Winners | 110 Total First-Teamers | 46 Consensus All-Americans  
55 Total Consensus Awards | 20 Unanimous All-Americans | 21 Total Unanimous Awards

\* - consensus All-American | # - unanimous All-American

- Vic Halligan, Tackle (1914)
- Guy Chamberlin, End (1915)\*
- Ed Weir, Tackle (1924-25)\*\*#
- Lonnie Stiner, Tackle (1926)
- Ray Richards, Tackle (1929)
- Hugh Rhea, Tackle (1930)
- Lawrence Ely, Center (1932)
- George Sauer, Fullback (1933)\*
- Sam Francis, Fullback (1936)\*
- Fred Shirey, Tackle (1937)
- Charles Brock, Center (1937)
- Warren Alfson, Guard (1940)
- Forrest Behm, Tackle (1940)
- Tom Novak, Center (1949)
- Bobby Reynolds, Halfback (1950)
- Jerry Minnick, Tackle (1952)
- Bob Brown, Guard (1963)\*#
- Larry Kramer, Tackle (1964)\*#
- Freeman White, End (1965)\*
- Walt Barnes, Tackle (1965)\*
- Tony Jeter, End (1965)
- LaVerne Allers, Guard (1966)\*
- Larry Wachholtz, Defensive Back (1966)
- Wayne Meyland, Middle Guard (1966-67)\*\*
- Joe Armstrong, Guard (1968)
- Jerry Murtaugh, Linebacker (1970)
- Bob Newton, Tackle (1970)\*
- Jeff Kinney, I-Back (1971)
- Larry Jacobson, Defensive Tackle (1971)\*
- Jerry Tagge, Quarterback (1971)
- Rich Glover, Middle Guard (1971-72)\*#
- Willie Harper, Defensive End (1971-72)\*\*
- Johnny Rodgers, Wingback (1971-72)\*\*#
- Daryl White, Offensive Tackle (1972-73)
- John Dutton, Defensive Tackle (1973)\*#
- Rik Bonness, Center (1974-75)\*#
- Marvin Crenshaw, Offensive Tackle (1974)\*
- Dave Humm, Quarterback (1974)
- Bob Martin, Defensive End (1975)
- Wonder Monds, Defensive Back (1975)
- Dave Butterfield, Defensive Back (1976)
- Mike Fultz, Defensive Tackle (1976)
- Vince Ferragamo, Quarterback (1976)
- Tom Davis, Center (1977)
- Kelvin Clark, Offensive Tackle (1978)\*
- George Andrews, Defensive End (1978)
- Junior Miller, Tight End (1979)\*#
- Derrie Nelson, Defensive End (1980)
- Jarvis Redwine, I-Back (1980)\*
- Randy Schleusener, Offensive Guard (1980)\*
- Jimmy Williams, Defensive End (1981)
- Dave Rimington, Center (1981-82)\*\*##
- Mike Rozier, I-Back (1982-83)\*\*#
- Irving Fryar, Wingback (1983)\*#
- Dean Steinkuhler, Offensive Guard (1983)\*
- Bret Clark, Safety (1984)
- Harry Grimmering, Offensive Guard (1984)
- Mark Traynowicz, Center (1984)\*#
- Bill Lewis, Center (1985)

- Jim Skow, Defensive Tackle (1985)
- Danny Noonan, Middle Guard (1986)\*#
- John McCormick, Offensive Guard (1987)
- Neil Smith, Defensive Tackle (1987)
- Steve Taylor, Quarterback (1987)
- Broderick Thomas, Outside Linebacker (1987-88)\*#
- Jake Young, Center (1988-89)\*\*
- Doug Glaser, Offensive Tackle (1989)
- Kenny Walker, Defensive Tackle (1990)
- Travis Hill, Outside Linebacker (1992)
- Will Shields, Offensive Guard (1992)\*#
- Trev Alberts, Outside Linebacker (1993)\*#
- Brendan Stai, Offensive Guard (1994)\*
- Ed Stewart, Linebacker (1994)
- Zach Wiegert, Offensive Tackle (1994)\*#
- Tommie Frazier, Quarterback (1995)\*
- Aaron Graham, Center (1995)
- Jared Tomich, Rush End (1995-96)
- Aaron Taylor, Center (1996); Guard (1997)\*\*#
- Grant Wistrom, Rush End (1996-97)\*\*
- Jason Peter, Defensive Tackle (1997)\*
- Mike Brown, Defensive Back (1999)
- Ralph Brown, Defensive Back (1999)
- Russ Hochstein, Offensive Guard (2000)
- Carlos Polk, Linebacker (2000)
- Dominic Raiola, Center (2000)\*
- Keyuo Craver, Defensive Back (2001)
- Eric Crouch, Quarterback (2001)\*
- Toniau Fonoti, Offensive Guard (2001)\*
- DeJuan Groce, Kick Returner (2002)
- Josh Bullocks, Defensive Back (2003)
- Kyle Larson, Punter (2003)
- Ndamukong Suh, Defensive Tackle (2009)\*#
- Prince Amukamara, Defensive Back (2010)\*#
- Alex Henery, Place Kicker (2010)
- Lavonte David, Linebacker (2011)

## First-Team CSC Academic All-Americans (70)

\* - four other chosen Academic All-American by other groups

- Bob Oberlin (1952-53)
- Don Fricke (1960)\*
- Pat Clare (1960)\*
- Jim Hoge (1962)
- Dennis Claridge (1963)
- Jim Osberg (1965)\*
- Tony Jeter (1965)\*
- Marvin Mueller (1966)
- Randy Reeves (1969)
- Jeff Kinney (1971)
- Larry Jacobson (1971)
- Frosty Anderson (1973)
- Rik Bonness (1975)
- Tom Heiser (1975)
- Vince Ferragamo (1976)
- Ted Harvey (1976-77)
- Jim Pillen (1978)
- George Andrews (1978)
- Rod Horn (1979)
- Randy Schleusener (1979-80)

- Kelly Saalfeld (1979)
- Jeff Finn (1980)
- Ric Lindquist (1981)
- Randy Theiss (1981)
- Dave Rimington (1981-82)
- Scott Strasburger (1983-84)
- Rob Stuckey (1983-84)
- Mark Traynowicz (1984)
- Dale Klein (1986)
- Tom Welter (1986)
- Jeff Jamrog (1987)
- Mark Blazek (1987-88)
- John Kroeker (1988)
- Gerry Gdowski (1989)
- Jake Young (1989)
- David Edeal (1990)
- Pat Tyrance (1990)
- Jim Wanek (1990)
- Pat Engelbert (1991)
- Mike Stigge (1991-92)
- Trev Alberts (1993)
- Terry Connealy (1993-94)
- Rob Zatechka (1993-94)
- Matt Shaw (1994)
- Aaron Graham (1995)
- Grant Wistrom (1996-97)
- Joel Makovicka (1997-98)
- Chad Kelsay (1998)
- Bill Lafleur (1998)
- Mike Brown (1999)
- Kyle Vanden Bosch (1999-2000)
- Tracey Wistrom (2001)
- Chad Sievers (2004)
- Kurt Mann (2005)
- Dane Todd (2005)
- Austin Cassidy (2010-11)
- Rex Burkhead (2011-12)
- Spencer Long (2013)
- Chris Weber (2017)

### **Second-Team CSC Academic All-Americans (36)**

- Bill Kosch (1970-71)
- Dave Walline (1970)
- Dick Rupert (1971)
- Ritch Bahe (1973)
- Stan Waldemore (1977)
- Randy Theiss (1982)
- Kris Van Norman (1982)
- Bill Weber (1982)
- Micah Heibel (1987)
- Jon Nelson (1988)
- Jake Young (1988)
- Pat Tyrance (1989)
- Pat Engelbert (1990)
- Rob Zatechka (1992)
- Ken Mehlin (1993)
- Aaron Graham (1994)
- Brian Schuster (1995)
- Steve Ott (1995)
- Steve Volin (1995)
- Jon Hesse (1996)
- Scott Frost (1997)
- Chad Kelsay (1997)
- Jon Zatechka (1997)

- Brian Shaw (1998-99)
- Judd Davies (2003)
- Pat Ricketts (2003)
- Kellen Huston (2004)
- Dane Todd (2006)
- Todd Peterson (2008)
- Tyler Wortman (2008)
- Sean Fisher (2011-12)
- Jake Long (2013)
- C.J. Zimmerer (2013)

### **Third-Team CSC Academic All-Americans (1)**

- John Adkins (1970)

## **First-Team All-Conference**

### **523 total**

First-team all-conference picks by wire services, Omaha World-Herald, conference coaches.

### **Husker Four-Time**

#### **All-Conference Selections**

Tom Novak, back 1946,  
center 1947-48-49

### **Husker Three-Time**

#### **All-Conference Picks**

Vic Halligan, back, 1912-13-14  
Dick Rutherford, back, 1913-14-15  
H.H. Corey, tackle, 1914-15-16  
Steve Hokuf, end, 1929-30-32  
George Sauer, back, 1931-32-33  
Lloyd Cardwell, back, 1934-35-36  
Fred Shirey, tackle, 1935-36-37  
Charles Brock, center, 1936-37-38  
Jerry Minnick, tackle, 1951-52-53  
Johnny Rodgers, WB, 1970-71-72  
Dave Rimington, C, 1980-81-82  
Turner Gill, QB, 1981-82-83  
Mike Rozier, IB, 1981-82-83  
Marc Munford, LB, 1984-85-86  
Broderick Thomas, OLB, 1986-87-88  
Will Shields, OG, 1990-91-92  
Zach Wiegert, OT, 1992-93-94  
Grant Wistrom, RE, 1995-96-97  
Aaron Taylor, OG, 1995-97; C, 1996  
Ralph Brown, RCB, 1997-98-99

### **All-Conference Huskers**

#### **Missouri Valley (73)**

- |               |                          |
|---------------|--------------------------|
| <b>1907--</b> | Bill Chaloupka, tackle   |
| <b>(4)</b>    | S.T. Frum, guard         |
|               | Harold Cook, back        |
|               | John Weller, back        |
| <b>1908--</b> | Ernest Kroger, back      |
| <b>1909--</b> | LeRoy Temple, tackle     |
| <b>(2)</b>    | Owen Frank, back         |
| <b>1910--</b> | W.F. Chauner, end        |
| <b>(5)</b>    | Sylvester Shonka, tackle |
|               | LeRoy Temple, tackle     |
|               | Leon Warner, back        |
|               | Owen Frank, back         |
| <b>1911--</b> | W.F. Chauner, end        |
| <b>(5)</b>    | Sylvester Shonka, tackle |
|               | E.B. Elliott, guard      |
|               | E.Z. Hornberger, guard   |
|               | Leon Warner, back        |
| <b>1912--</b> | J.D. Harmon, tackle      |
| <b>(4)</b>    | J.T.M. Pearson, guard    |
|               | Leonard Purdy, back      |
|               | Vic Halligan, back       |

1913-- Guy Mastin, end  
(6) Charles Beck, end  
Vic Halligan, tackle  
Max Towle, back  
Dick Rutherford, back  
Leonard Purdy, back

1914-- Warren Howard, end  
(7) Vic Halligan, tackle  
H.H. Corey, tackle  
E.L. Abbott, guard  
Roy Cameron, center  
Dick Rutherford, back  
Guy Chamberlin, back

1915-- Guy Chamberlin, end  
(5) H.H. Corey, tackle  
Paul Shields, guard  
E.L. Abbott, guard  
Dick Rutherford, back

1916-- H.H. Corey, tackle  
(2) Hugo Otopalik, back

1917-- Roscoe Rhodes, end  
(5) Edson Shaw, tackle  
E.H. Schellenberg, back  
John Cook, back  
Paul Dobson, back

1921-- Clarence Swanson, end  
(4) John Pucelik, guard  
Glen Preston, back  
Chick Hartley, back

1922-- Leo Scherer, end  
(7) Bub Weller, tackle  
Adolph Wenke, tackle  
Joy Berquist, guard  
Glen Preston, back  
Dave Noble, back  
Chick Hartley, back

1923-- Joy Berquist, guard  
(4) Ross McGlasson, guard  
Dave Noble, back  
Rufus Dewitz, back

1924-- Ed Weir, tackle  
(2) Choppy Rhodes, back

1925-- Ed Weir, tackle  
(3) Harold Hutchinson, center  
Choppy Rhodes, back

1926-- Lonnie Stiner, tackle  
(2) Glenn Presnell, back

1927-- Roy Randels, tackle  
(5) Dan McMullen, guard  
Ted James, center  
Glenn Presnell, back  
Blue Howell, back

**Big Six (83)**

1928-- Marion Broadstone, tackle  
(8) Dan McMullen, guard  
Ted James, center  
Clair Sloan, back  
Blue Howell, back  
Clifford Ashburn, end  
Glen Munn, tackle  
Lafayette Russell, back

1929-- Steve Hokuf, end  
(3) Ray Richards, tackle  
Clair Sloan, back

1930-- Steve Hokuf, end  
(5) Hugh Rhea, tackle  
Elmer Greenberg, guard  
Harold Frahm, back  
Marion Broadstone, tackle

1931-- Hugh Rhea, tackle  
(5) George Koster, guard  
Lawrence Ely, center  
George Sauer, back  
Everett Kreizinger, back

1932-- Steve Hokuf, end  
(6) Corwin Hulbert, tackle  
Lawrence Ely, center  
Chris Mathis, back  
George Sauer, back  
Lee Penney, end

1933-- Lee Penney, end  
(9) Bruce Kilbourne, end  
Gail O'Brien, tackle  
Warren DeBus, guard  
Frank Meier, center  
George Sauer, back  
Bernie Masterson, back  
Hubert Boswell, back  
Clair Bishop, guard

1934-- Bernard Scherer, end  
(4) Frank Meier, center  
Henry Bauer, back  
Lloyd Cardwell, back

1935-- Bernard Scherer, end  
(5) Fred Shirey, tackle  
Lloyd Cardwell, back  
Jerry LaNoue, back  
Sam Francis, back

1936-- Charles Brock, center  
(6) Les McDonald, end  
Fred Shirey, tackle  
Lloyd Cardwell, back  
Sam Francis, back  
Ron Douglas, back

1937-- Charles Brock, center  
(6) Elmer Dohrmann, end  
Johnny Howell, back  
Ted Doyle, tackle  
Fred Shirey, tackle  
Bob Mehring, guard

1938-- Charles Brock, center  
(2) Jack Dodd, back

1939-- Warren Alfson, guard  
(3) Herman Rohrig, back  
Harry Hopp, back

1940-- Ray Prochaska, end  
(8) Forrest Behm, tackle  
Warren Alfson, guard  
Harry Hopp, back  
Walter Luther, back  
Roy Petsch, back  
Ed Schwartzkopf, guard

1941-- Vike Francis, back  
(3) Fred Preston, end  
George Abel, guard  
Dale Bradley, back  
Vic Schleich, tackle

1942-- Charles Duda, guard  
(2) Gerald Moore, back

1945-- John Sedlacek, tackle  
(2)

1946-- Carl Samuelson, tackle  
(4) Sam Vacanti, back  
Tom Novak, back  
Dick Hutton, back  
Carl Samuelson, tackle

1947-- Tom Novak, center  
(2)

**Big Seven (28)**

1948-- Tom Novak, center

1949-- Charles Toogood, tackle  
(2) Tom Novak, center

1950-- Charles Toogood, tackle  
(4) Don Strasheim, guard  
Fran Nagle, back  
Bobby Reynolds, back

1951-- Frank Simon, end  
(4) Bill Schabacker, end  
Dennis Emanuel, end  
Jerry Minnick, tackle

1952-- Dennis Emanuel, end  
(5) Bill Schabacker, end  
Jerry Minnick, tackle  
Don Boll, guard  
Clayton Curtis, guard

1953-- Jerry Minnick, tackle  
(3) Ted Connor, tackle  
John Bordogna, back

1954-- Don Glantz, tackle  
(3) Charles Bryant, guard  
Bob Smith, back

1955-- Jon McWilliams, end  
(4) LaVerne Torczon, tackle  
Rex Fischer, back  
Willie Greenlaw, back

1956-- LaVerne Torczon, guard  
(2) Jerry Brown, back

**Big Eight (261)**

1959-- Don Olson, guard

1960-- Don Purcell, end

1961-- Bill Thornton, back

1962-- Dennis Claridge, back  
(3) Tyrone Robertson, tackle  
Bob Brown, guard  
Dennis Claridge, back

1963-- Lloyd Voss, tackle  
(3) Bob Brown, guard  
Lyle Sittler, C  
Tony Jeter, TE  
Freeman White, SE  
Ted Vactor, DB  
Walt Barnes, MG  
Kent McCloughan, DB  
Larry Kramer, tackle

1965-- Frank Solich, FB  
(8) Tony Jeter, TE  
Freeman White, SE  
Larry Wacholtz, DB  
Mike Kennedy, LB  
Walt Barnes, DT  
Dennis Carlson, OT  
LaVerne Allers, OG  
LaVerne Allers, OG  
Kelly Petersen, C  
Bob Churchich, QB  
Harry Wilson, HB  
Bob Pickens, OT  
Kaye Carstens, DB  
Wayne Meylan, DG  
Lynn Senkbeil, LB  
Carel Stith, DT  
Larry Wachholtz, DB

1967-- Dennis Richnafskey, OE  
(4) Dick Davis, FB  
Wayne Meylan, MG  
Jim McCord, DT

1968-- Ken Geddes, LB  
(3) Dana Stephenson, DB  
Joe Armstrong, OG  
Jim McFarland, TE

1969-- Bob Liggett, DT  
(5) Ken Geddes, MG  
Jerry Murtaugh, LB  
Dana Stephenson, DB

1970-- Joe Orduna, HB  
(9) Jerry Murtaugh, LB  
Bob Newton, OT  
Donnie McGhee, OG  
Johnny Rodgers, HB  
Bill Kosch, DB  
Dave Walline, DT  
Ed Periard, MG  
Paul Rogers, PK

1971-- (12)	Jerry Tagge, QB Johnny Rodgers, HB Carl Johnson, OT Dick Rupert, OG Jeff Kinney, HB Willie Harper, DE Larry Jacobson, DT Rich Glover, MG Bob Terrio, LB Jim Anderson, DB Bill Kosch, DB Joe Blahak, DB				
1972-- (5)	Joe Blahak, DB Rich Glover, MG Willie Harper, DE Johnny Rodgers, WB Daryl White, OT	1982-- (8)	Mike Rozier, IB Sammy Sims, Monster Jamie Williams, TE Jimmy Williams, DE Steve Damkroger, LB Tony Felici, DE Turner Gill, QB Mike Mandelko, OG Dave Rimington, C Mike Rozier, IB Randy Theiss, OT Jamie Williams, TE Bret Clark, S Irving Fryar, WB Turner Gill, QB Mike Knox, LB Scott Raridon, OT Mike Rozier, IB Dean Steinkuhler, OG Mark Traynowicz, C Mark Behning, OT Bret Clark, S Doug DuBose, IB Harry Grimminger, OG Scott Livingston, P Marc Munford, LB Greg Orton, OG Jeff Smith, IB Scott Strasburger, DE Mark Traynowicz, C Bill Weber, DE	1990-- (8)	Reggie Cooper, SS Mike Croel, OLB Johnny Mitchell, TE Bruce Pickens, CB Tom Punt, OT Will Shields, OG Pat Tyrance, ILB Kennedy Walker, DT Brian Boerboom, OT Jon Bostick, SE Derek Brown, IB Tyrone Legette, CB Keithen McCant, QB Johnny Mitchell, TE Will Shields, OG Mike Stigge, P Erik Wiegert, OG John Parrella, DT Will Shields, OG
1973-- (4)	Frosty Anderson, SE John Dutton, DT Steve Manstedt, DE Daryl White, OT			1991-- (11)	Trev Alberts, OLB Derek Brown, IB Tyrone Byrd, DB Calvin Jones, IB Travis Hill, OLB John Parrella, DT Jim Scott, C Will Shields, OG Zach Wiegert, OT Trev Alberts, OLB Terry Connealy, DT Calvin Jones, IB Lance Lundberg, OT Ken Mehlh, C/OG Barron Miles, CB Kevin Ramaekers, DT Zach Wiegert, OT
1974-- (5)	Dave Humm, QB Marvin Crenshaw, OT Rik Bonness, C Tom Ruud, LB Bob Martin, DE	1984-- (11)	Bret Clark, S Doug DuBose, IB Harry Grimminger, OG Scott Livingston, P Marc Munford, LB Greg Orton, OG Jeff Smith, IB Scott Strasburger, DE Mark Traynowicz, C Bill Weber, DE	1992-- (9)	Lance Lundberg, OT Ken Mehlh, C/OG Barron Miles, CB Kevin Ramaekers, DT Zach Wiegert, OT Troy Dumas, LB Aaron Graham, C Donta Jones, OLB Lawrence Phillips, IB Barron Miles, CB Brenden Stai, OG Ed Stewart, LB Zach Wiegert, OT Tyrone Williams, CB Eric Anderson, OT Chris Dishman, OT Terrell Farley, LB Tommie Frazier, QB Aaron Graham, C Ahman Green, IB Christian Peter, DT Aaron Taylor, OG Jared Tomich, OLB Tyrone Williams, CB Grant Wistrom, OLB
1975-- (5)	Rik Bonness, C Bob Martin, DE Wonder Monds, DB Dave Butterfield, DB Mike Fultz, DT			1993-- (8)	Trev Alberts, OLB Terry Connealy, DT Calvin Jones, IB Lance Lundberg, OT Ken Mehlh, C/OG Barron Miles, CB Kevin Ramaekers, DT Zach Wiegert, OT
1976-- (7)	Vince Ferragamo, QB Clete Pillen, LB Ray Phillips, DE Dave Butterfield, DB Mike Fultz, DT Bob Lingenfelter, OT Dan Schmidt, OG	1985-- (7)	Brian Blankenship, OG Doug DuBose, IB Dale Klein, PK Bill Lewis, C Marc Munford, LB Tom Rathman, FB Jim Skow, DT	1994-- (9)	Aaron Graham, C Donta Jones, OLB Lawrence Phillips, IB Barron Miles, CB Brenden Stai, OG Ed Stewart, LB Zach Wiegert, OT Tyrone Williams, CB Eric Anderson, OT Chris Dishman, OT Terrell Farley, LB Tommie Frazier, QB Aaron Graham, C Ahman Green, IB Christian Peter, DT Aaron Taylor, OG Jared Tomich, OLB Tyrone Williams, CB Grant Wistrom, OLB
1977-- (4)	Tom Davis, C Greg Jorgensen, OG I.M. Hipp, IB Jim Pillen, Monster Rick Berns, IB Junior Miller, TE Steve Lindquist, OG Kelvin Clark, OT Kenny Brown, WB George Andrews, DE Jim Pillen, Monster Rod Horn, DT	1986-- (6)	Keith Jones, IB Marc Munford, LB Danny Noonan, MB Chris Spachman, DT Broderick Thomas, DE Tom Welter, OT LeRoy Etienne, ILB Steve Forch, ILB Keith Jones, IB Keven Lightner, OT John McCormick, OG Tim Rother, DT Neil Smith, DT Steve Taylor, QB Broderick Thomas, DE	1995-- (11)	Aaron Graham, C Donta Jones, OLB Lawrence Phillips, IB Barron Miles, CB Brenden Stai, OG Ed Stewart, LB Zach Wiegert, OT Tyrone Williams, CB Eric Anderson, OT Chris Dishman, OT Terrell Farley, LB Tommie Frazier, QB Aaron Graham, C Ahman Green, IB Christian Peter, DT Aaron Taylor, OG Jared Tomich, OLB Tyrone Williams, CB Grant Wistrom, OLB
1978-- (8)	Rick Berns, IB Junior Miller, TE Steve Lindquist, OG Kelvin Clark, OT Kenny Brown, WB George Andrews, DE Jim Pillen, Monster Rod Horn, DT	1987-- (9)	LeRoy Etienne, ILB Steve Forch, ILB Keith Jones, IB Keven Lightner, OT John McCormick, OG Tim Rother, DT Neil Smith, DT Steve Taylor, QB Broderick Thomas, DE		
1979-- (10)	Tim Smith, SE Junior Miller, TE John Havekost, OG Jarvis Redwine, IB Dean Sukup, PK Derrie Nelson, DE Rod Horn, DT Kerry Weinmaster, MG Kenny Brown, WB Kelly Saalfeld, C Jarvis Redwine, IB Derrie Nelson, DE Randy Schleusener, G Russell Gary, S David Clark, DT Andra Franklin, FB Dave Rimington, C	1988-- (13)	Dana Brinson, KR Ken Clark, IB LeRoy Etienne, ILB Charles Fryar, CB Willie Griffin, DT Tim Jackson, FS Andy Keeler, OG Todd Millikan, TE Lawrence Pete, MG Bob Sledge, OT Steve Taylor, QB Broderick Thomas, OLB Jake Young, C Ken Clark, IB Reggie Cooper, SS Gerry Gdowski, QB Doug Glaser, OT Jeff Mills, OLB Bruce Pickens, CB Pat Tyrance, ILB Kent Wells, DT Jake Young, C		
1980-- (7)	Randy Schleusener, G Russell Gary, S David Clark, DT Andra Franklin, FB Dave Rimington, C	1989-- (9)	Reggie Cooper, SS Gerry Gdowski, QB Doug Glaser, OT Jeff Mills, OLB Bruce Pickens, CB Pat Tyrance, ILB Kent Wells, DT Jake Young, C		
1981-- (11)	Roger Craig, IB Tony Felici, DE Turner Gill, QB Dan Hurley, OT Jeff Krejci, S Ric Lindquist, CB Dave Rimington, C				

**1999--** Mike Brown, Rover  
**(8)** Ralph Brown, RCB  
 Eric Crouch, QB  
 Russ Hochstein, OG  
 Carlos Polk, MLB  
 Dominic Raiola, C  
 Steve Warren, DT  
 Tracey Wistrom, TE  
**2000--**  
**(6)** Dan Alexander, IB  
 Dan Hadenfeldt, P  
 Russ Hochstein, OG  
 Carlos Polk, MLB  
 Dominic Raiola, C  
 Tracey Wistrom, TE  
**2001--**  
**(4)** Keyuo Craver, RCB  
 Eric Crouch, QB  
 Dahrran Diedrick, IB  
 Toniu Fonoti, OG  
**2002--**  
**(2)** Josh Brown, PK  
 DeJuan Groce, KR

**2003--** Josh Bullocks, FS  
**(5)** Matt Herian, TE  
 Richie Incognito, OT  
 Kyle Larson, P  
 Demorrio Williams, WL  
**2004--** Barrett Ruud, MLB  
**2005--** Adam Carriker, DE  
**2006--** Adam Carriker, DE  
**(5)** Brandon Jackson, IB  
 Bo Ruud, LB  
 Zac Taylor, QB  
 Dane Todd, FB  
**2007--** None  
**2008--** Ndamukong Suh, DT  
**2009--** Prince Amukamara, DB  
**(4)** Larry Asante, S  
 Jared Crick, DT  
 Ndamukong Suh, DT  
**2010--** Pierre Allen, DE  
**(6)** Prince Amukamara, DB  
 Jared Crick, DT  
 Lavonte David, LB  
 Eric Hagg, DB  
 Ricky Henry, OG

### Big Ten (17)

**2011--** Rex Burkhead, IB  
**(4)** Lavonte David, LB  
 Alfonzo Dennard, DB  
 Brett Maher, P/PK  
**2012--** Spencer Long, OG  
**(5)** Brett Maher, PK  
 Eric Martin, DE  
 Taylor Martinez, QB  
 Daimion Stafford, S  
**2013--** Ameer Abdullah, IB  
**(3)** Ciante Evans, CB  
 Randy Gregory, DE  
 Kenny Bell, WR  
**2014--** Randy Gregory, DE  
**(2)** Sam Foltz, P  
**2015--** None  
**2016--** None  
**2017--** None  
**2018--** None  
**2019--** None  
**2020--** Connor Culp, PK  
**2021--** Austin Allen, TE  
**2022--** None  
**2023--** None  
**2024--** None

# Academic All-Conference Selections

## (1,050 Total - First Team Only)

### Five-Time Academic

#### All-Conference Picks (4)

Ben Stille, DL, 2017-18-19-20-21  
Austin Allen, TE, 2018-19-20-21-22  
Trent Hixson, OL, 2018-19-20-21-22  
Bryce Benhart, OL, 2020-21-22-23-24

### Four-Time Academic

#### All-Conference Picks (31)

Mike Stigge, P, 1989-90-91-92  
Rob Zatechka, OT, 1991-92-93-94  
Brian Shaw, LB, 1996-97-98-99  
Dave Volk, OT, 1998-99-00-01  
Chris Kelsay, RE, 1999-00-01-02  
Judd Davies, FB, 2000-01-02-03  
Trevor Johnson, DE, 2000-01-02-03  
Todd Peterson, WR, 2005-06-07-08  
Sam Cotton, TE, 2013-14-15-16  
Brandon Reilly, WR, 2013-14-15-16  
Chris Weber, LB, 2014-15-16-17  
Mohamed Barry, LB, 2016-17-18-19  
Ty Chaffin, WR, 2017-18-19-20  
Matt Farnick, OL, 2017-18-19-20  
Jack Stoll, TE, 2017-18-19-20  
Boe Wilson, OL, 2017-18-19-20  
Damian Jackson, LB, 2018-19-20-21  
Matt Sichterman, OL, 2018-19-20-21  
Colton Feist, DL, 2019-20-21-22  
Simon Otte, LB, 2019-20-21-22  
Cameron Pieper, LS, 2019-21-22-23  
John Goodwin, TE, 2020-21-22-23  
Nick Henrich, LB, 2020-21-22-23  
Jacob Herbek, OL, 2020-21-22-23  
Ethan Piper, OL, 2020-21-22-23  
Luke Reimer, LB, 2020-21-22-23  
Garrett Snodgrass, LB, 2020-21-22-23  
Nate Boerkircher, TE, 2021-22-23-24  
Elliott Brown, WR, 2021-22-23-24  
Isaac Gifford, DB, 2021-22-23-24  
Nash Huttmacher, DL, 2021-22-23-24

1954-- Bob Oberlin, center  
1955-- Rex Fischer, back  
Jack Fleming, guard  
1957-- William Hawkins, back  
1959-- John Bond, end  
1960-- Pat Clare, back  
(3) Don Fricke, center  
Jim Huger, end  
1961-- Pat Clare, back  
Jim Huger, end  
1962-- Dwain Carlson, guard  
Jim Huger, end  
1963-- Richard Callahan, end  
Dennis Claridge, back  
1964-- Charles Doepke, off. end  
Kent McCloughan, off. back  
1965-- Tony Jeter, TE  
Jim Osberg, OG  
1966-- Marv Mueller, DB  
Jim Osberg, OG  
1967-- Dick Davis, FB  
1968-- Joe Armstrong, OG  
(4) Bob Best, DB  
Dick Davis, FB  
Glenn Patterson, OT  
1969-- Adrian Fiala, LB  
(5) Larry Frost, OB  
Larry Jacobson, DT  
Randy Reeves, DB  
Paul Topliff, OT  
1970-- John Adkins, DE  
(3) Bill Kosch, DB  
Dave Walline, DT  
1971-- John Adkins, DE  
(8) Jim Anderson, DB  
Woody Cox, SE  
Larry Jacobson, DT

Jeff Kinney, HB  
Bill Kosch, DB  
Dave Mason, LB  
Dick Rupert, OG  
1972-- Frosty Anderson, OB  
(4) Doug Dumler, C  
Bill Janssen, DT  
Dave Mason, LB  
1973-- Dan Anderson, OG  
(6) Frosty Anderson, OE  
Ritch Bahe, OE  
Maury Damkroger, OE  
Steve Manstedt, DE  
Tom Ruud, LB  
1974-- Ritch Bahe, OE  
(4) Stan Hegener, OG  
George Kyros, DB  
Tom Ruud, LB  
1975-- Rik Bonness, C  
(6) Jim Burrow, DB  
Mike Coyle, PK  
Vince Ferragamo, QB  
Tom Heiser, OB  
Chuck Jones, DB  
1976-- Dave Butterfield, DB  
(7) Vince Ferragamo, QB  
Ted Harvey, DB  
Randy Lessman, P  
Ron Pruitt, DT  
Jeff Pullen, MG  
Dave Shamblin, WR  
1977-- George Andrews, DL  
(8) Curtis Craig, RB  
Ted Harvey, S  
Lee Kunz, LB  
Jim Pillen, S  
Tim Smith, SE  
Tom Sorley, QB  
Stan Waldemore, OL  
1978-- George Andrews, DE  
(9) Tim Fischer, S  
Rod Horn, DL  
Tom Ohrt, OT  
Jim Pillen, S  
Kelly Saalfeld, C  
Tim Smith, SE  
Tom Sorley, QB  
1979-- Tim Wurth, FB  
(9) Bill Barnett, DT  
Rod Horn, DT  
Ric Lindquist, CB  
Jeff Quinn, QB  
Kelly Saalfeld, OL  
Randy Schleusener, OL  
Tim Smith, SE  
Dan Steiner, OL  
Dean Sukup, PK  
1980-- Jeff Finn, TE  
(9) Curt Hineine, DL  
Jim Kotera, RB  
Ric Lindquist, CB  
Andy Means, DB  
Jeff Quinn, QB  
Dave Rimington, C  
Randy Schleusener, OG  
1981-- Randy Theiss, OT  
(6) Curt Hineine, DL  
Ric Lindquist, DB  
Dave Rimington, OL  
Randy Theiss, OL  
Kris Van Norman, DB  
Scott Woodward, OE  
1982-- Tim Holbrook, DB  
(7) Jim Murphy, DB  
Dave Rimington, OL  
Rob Stuckey, DT  
Randy Theiss, OL  
Kris Van Norman, DB  
1983-- Bill Weber, DE  
Todd Fisher, DB

(7) Brad Muehling, OL  
Scott Strasburger, DE  
Rob Stuckey, DL  
Craig Sundberg, QB  
Mark Traynowicz, OL  
Bill Weber, DE  
1984-- Mark Behning, OL  
(9) Ken Graeber, DL  
Tom Morrow, OL  
Scott Strasburger, DE  
Rob Stuckey, DL  
Craig Sundberg, QB  
Shane Swanson, WB  
Mark Traynowicz, C  
Bill Weber, DE  
1985-- Brian Blankenship, OL  
(6) Dale Klein, PK  
Tim Roth, OL  
Robb Schnitzler, SE  
Brad Smith, DE  
Scott Tucker, DE  
1986-- Ken Kaelin, FB  
(9) Dale Klein, PK  
Rob Maggard, OL  
Marc Munford, LB  
Robb Schnitzler, SE  
Bryan Siebler, S  
Chris Spachman, DT  
Brad Tyrer, DE  
Tom Welter, OL  
1987-- Tom Banderas, TE  
(8) Clete Blakeman, QB  
Mark Blazek, S  
Micah Heibel, FB  
Jeff Jamrog, DE  
John Kroecker, P  
John McCormick, OL  
Jeff Tomjack, DB  
1988-- Mark Blazek, DB  
(5) Gerry Gdowski, QB  
Randall Jobman, LB  
John Nelson, OL  
Jake Young, C  
1989-- Bill Bobbora, OL  
(7) Gerry Gdowski, QB  
Randall Jobman, LB  
Mike Stigge, P  
Pat Tyrance, LB  
Jim Wanek, OG  
Jake Young, C  
1990-- David Edeal, C  
(7) Pat Engelbert, MG  
Mike Petko, LB  
Mike Stigge, P  
Pat Tyrance, LB  
Kenny Walker, DT  
Jim Wanek, OG  
1991-- Trev Alberts, OLB  
(8) Jon Bostick, SE  
Pat Engelbert, MG  
Johnny Mitchell, TE  
Mike Petko, LB  
Mike Stigge, P  
Rob Zatechka, OT  
Bill Ziegelbein, C  
1992-- Trev Alberts, OLB  
(6) Terry Connealy, NG  
Ken Mehlin, OG  
Jim Scott, C  
Mike Stigge, P  
Rob Zatechka, OT  
1993-- Trev Alberts, OLB  
(6) Troy Branch, LB  
Terry Connealy, NG  
Aaron Graham, C  
Ken Mehlin, OG  
Rob Zatechka, OG  
1994-- Terry Connealy, DT  
(6) Darin Erstad, P/PK

	Aaron Graham, C Cory Schlesinger, FB Matt Shaw, TE Rob Zatechka, OT 1995-- (8) Aaron Graham, C Mark Gilman, TE Grant Wistrom, OLB Eric Stokes, FS Ryan Terwilliger, LB Steve Ott, OG Brook Berringer, QB Jesse Kosch, P		Julius Jackson, LB Adam Julch, OT Chris Kelsay, RE Ben Kingston, FB Greg McGraw, FS Willie Miller, FB Chris Moran, CB Dominic Raiola, C Eric Ryan, RE Brian Shaw, LB James Sherman, OG Justin Smith, RE Kyle Vanden Bosch, RE Dave Volk, OT Tracey Wistrom, TE Demoiné Adams, RE Tom Beveridge, SE Judd Davies, FB Matt Davison, SE Jon Dawson, C Matt Grummert, RE Seth Gutz, SE Jeff Hemje, CB Trevor Johnson, TE Chris Kelsay, RE Chace Long, PK Jake McKee, TE Willie Miller, FB Brandon Mooberry, RE Chris Saalfeld, OG Aaron Terpening, ROV Kyle Vanden Bosch, RE Dave Volk, OT Troy Watchorn, FS Tracey Wistrom, TE Mic Boettner, ROV Joe Chrisman, QB Sandro DeAngelis, PK Judd Davies, FB Gabe Fries, SLB Nick Gragert, FB Troy Hassebroek, WB Jeff Hemje, CB Trevor Johnson, RE Chris Kelsay, RE Phil Peetz, TE Pat Ricketts, CB Kyle Ringenberg, TE Carl Scholting, FS Jeremy Slechta, DT Aaron Terpening, ROV Dave Volk, OT Tracey Wistrom, TE Wes Woodward, CB Demoiné Adams, RE Philip Bland, WLB Chad Buller, WLB Joe Chrisman, QB Will Dabbert, TE Judd Davies, FB Troy Hassebroek, WB Trevor Johnson, RE Chris Kelsay, RE John Klem, WB David Kolowski, C Phil Peetz, TE Pat Ricketts, CB Kyle Ringenberg, TE Barrett Ruud, MLB Shane Siegel, CB Chad Sievers, MLB Aaron Terpening, ROV Titus Adams, DE Chad Buller, WLB Judd Davies, FB Sandro DeAngelis, PK Kevin Guse, CB Kellen Huston, CB Trevor Johnson, DE Dusty Keiser, TE Brandon Koch, OG Jack Limbaugh, C Jack O'Holleran, WR		Phil Peetz, TE Pat Ricketts, RCB Barrett Ruud, MLB Shane Siegel, SS Chad Sievers, MLB Fred Thorne, CB Curt Tomasevich, MLB Seth White, CB Andy Wingender, FB Dan Burrow, FS Sandro DeAngelis, PK Garth Glissman, QB Kellen Huston, CB Adam Ickes, LB Joel Jackson, WR Steve Kriewald, FB Nathan Krug, DT Kurt Mann, OL Jeff McBride, DE Jay Moore, DE Jack O'Holleran, WR J.B. Phillips, TE Gary Pike, OL Brandon Rigoni, SS Barrett Ruud, LB Andrew Shanle, FS Shane Siegel, SS Chad Sievers, LB Dane Todd, FB Ben Zajicek, WR Lance Brandenburg, LB Chris Bryant, DL Courtney Grixby, CB Adam Ickes, LB Brandon Koch, OL Kurt Mann, C Todd Peterson, WR J.B. Phillips, TE Brandon Rigoni, SS Joey Robison, CB Andrew Shanle, S Mike Stuntz, FS Nate Swift, WR Blake Tiedtke, FS Dane Todd, FB Lance Brandenburg, LB Adam Carriker, DE Andy Christensen, OL Jordan Congdon, PK Andy Kadavy, LB Newt Lingenfelter, OL Kurt Mann, C Matt O'Hanlon, DB Todd Peterson, WR J.B. Phillips, TE Zach Potter, DE Brandon Rigoni, FS Andrew Shanle, S Dan Titchener, P Dane Todd, FB Lance Brandenburg, LB Wes Cammack, WR Ben Eisenhart, FS Victory Haines, OL Josh Mueller, TE Lydon Murtha, OL Todd Peterson, WR J.B. Phillips, TE Andy Sand, FB Matt Senske, FB Dan Titchener, P Tyler Wortman, LB Wes Cammack, WR Joe Ganz, QB Thomas Grove, LB Ryan Hill, TE Marcel Jones, OL Adi Kunalic, PK Blake Lawrence, LB Todd Peterson, WR Clayton Sievers, DE Nate Swift, WR Lance Thorell, DB
	<b>Academic All-Big 12 (265)</b>				
1996-- (20)	David Alderman, CB Lance Brown, WB Jeff Clausen, OT Scott Frost, QB Ben Gessford, OT Jon Hesse, LB Quint Hogrefe, LB Chad Kelsay, RE Jeff Lake, SE Billy Legate, FB Joel Makovicka, FB Ted Retzlaff, PK Brian Schuster, FB Brian Shaw, LB Eric Stokes, FS Travis Toline, RE Matt Turman, QB Brandt Wade, OG Grant Wistrom, RE Jon Zatechka, OG	2000-- (20)			
1997-- (18)	Dan Alexander, IB Eric Anderson, OT Kris Brown, PK Lance Brown, WB Mike Brown, ROV T.J. DeBates, TE Scott Frost, QB Matt Hoskinson, OG/C Adam Julch, OT Chad Kelsay, RE Jeff Lake, SE Billy Legate, FB Joel Makovicka, FB Ted Retzlaff, PK Brian Shaw, SLB Travis Toline, RE Grant Wistrom, RE Jon Zatechka, OG	2001-- (19)			
1998-- (22)	Sean Applegate, WB Kris Brown, PK Lance Brown, WB Mike Brown, ROV Ben Buettenback, LB Jamie Burrow, LB Monte Christo, QB Matt Davison, SE T.J. DeBates, TE Ben Gessford, OG Adam Julch, OT Chad Kelsay, RE Bill Lafleur, P Billy Legate, FB Joel Makovicka, FB Greg McGraw, ROV Brian Shaw, SLB James Sherman, OG Travis Toline, RE Kyle Vanden Bosch, RE Dave Volk, OT Brandt Wade, OG	2002-- (18)			
1999-- (24)	Demoiné Adams, RE Sean Applegate, WB Rod Baker, LB Matt Baldwin, C Mike Brown, ROV Jamie Burrow, LB Matt Davison, SE T.J. DeBates, TE Jeff Hemje, CB	2003-- (20)			

2009-- (15)	Dan Titchener, P Tyler Wortman, LB Justin Blatchford, DB Wes Cammack, WR Austin Cassidy, S Andy Christensen, OL Will Compton, LB Ben Cotton, TE Sean Fisher, LB Thomas Grove, LB Ryan Hill, TE Marcel Jones, OL Colton Koehler, LB Adi Kunalic, PK Zac Lee, QB Jay Martin, DE Matt O'Hanlon, S Cruz Barrett, OL Rex Burkhead, RB Austin Cassidy, S Ben Cotton, TE Tyrone Fahie, DE Thomas Grove, LB Ryan Hill, LB Adi Kunalic, PK Blake Lawrence, LB Zac Lee, QB Tyler Legate, FB Jay Martin, FB Brent Qvale, OL	2013-- (30)	Baker Steinkuhler, DT Zach Sterup, OL David Sutton, TE C.J. Zimmerer, FB Ameer Abdullah, IB Taariq Allen, WR Sam Burtch, WR Brandon Chapek, OL Jake Cotton, OL Sam Cotton, TE Scott Criss, OL Imani Cross, IB Tyler Evans, WR Andrew Green, S Lane Hovey, WR Charles Jackson, S Jake Long, TE Spencer Long, OL Greg McMullen, DE Josh Mitchell, CB Mike Moudy, OL Mark Pelini, OL Cole Pensick, OL Givens Price, OL Brent Qvale, OL Ryne Reeves, OL Brandon Reilly, WR Wil Richards, S Michael Rose, LB Jeremiah Sirles, OL Zach Sterup, OL David Sutton, TE Jordan Westerkamp, WR C.J. Zimmerer, FB Ameer Abdullah, IB Josh Banderas, LB Maliek Collins, DT Jake Cotton, OL Sam Cotton, TE Joey Felici, DB Kevin Gladney, WR Greg Hart, TE Lane Hovey, WR Harrison Jordan, FB Alex Lewis, OT Josh Mitchell, CB Mike Moudy, OG Mark Pelini, C Givens Price, OT Ryne Reeves, C Brandon Reilly, WR Trevor Roach, LB David Sutton, TE Chris Weber, LB Jordan Westerkamp, WR Freedom Akinmoladun, DE Taariq Allen, WR Josh Banderas, LB Byerson Cockrell, S Maliek Collins, DT Sam Cotton, TE Jerald Foster, OL Luke Gifford, LB Sam Hahn, OL Lane Hovey, WR Chris Jones, CB Joshua Kalu, CB Harrison Jordan, FB Chris Long, OL Luke McNitt, TE Ryne Reeves, C Brandon Reilly, WR Anthony Ridder, DB Mick Stoltzenberg, DT David Sutton, TE Dylan Utter, OL Chris Weber, LB Freedom Akinmoladun, DE Josh Banderas, LB Mohamed Barry, LB Cole Conrad, OL Sam Cotton, TE Michael Decker, OL	2017-- (42)	Jerald Foster, OL Sam Hahn, OL Tyler Hoppes, TE David Knevel, OL Spencer Lindsay, PK Luke McNitt, FB Graham Nabity, FB A.J. Natter, DE Robby Painter, OL Gabe Rahn, WR Logan Rath, DT Brandon Reilly, WR Mick Stoltzenberg, DL Jamie Sutcliffe, PK Dylan Utter, OL Chris Weber, LB Jordan Westerkamp, WR Dedrick Young II, LB Tanner Zlab, DB Fyn Anderson, DL Mohamed Barry, LB Dicaprio Bootle, DB Ty Chaffin, WR Brett Classen, WR Thomas Connelly, LB Zack Darlington, WR Michael Decker, OL JoJo Domann, DB Erik Evans, DL Matt Farniok, OL Jerald Foster, OL Tanner Hass, RB Branden Hohenstein, TE Todd Honas, WR Tyler Hoppes, TE Matt Jarzynka, DL Grant Jordan, LB Harrison Jordan, FB Spencer Jordan, FB Joshua Kalu, DB Bo Kitrell, TE Jake Kitten, OL Sean Lambert, RB Joel Lopez, DL Wyatt Mazour, IB Collin Miller, LB Gabe Rahn, WR John Raridon, OL Johnny Richard, WR Brandon Robbins, WR Austin Rose, IB Matt Snyder, TE Ben Stille, LB Jack Stoll, TE Mick Stoltzenberg, DL Eli Sullivan, DB Chris Weber, LB Jacob Weinmaster, LB Keyan Williams, WR Boe Wilson, OL Conor Young, WR Austin Allen, TE Fyn Anderson, DL Mohamed Barry, LB Christian Banker, WR Andrew Bunch, QB Bradley Bunner, DB Tony Butler, DB Ty Chaffin, WR Matt Farniok, OL Jerald Foster, OL Cole Frahm, PK Todd Honas, WR Trent Hixson, OL Damian Jackson, DL Matt Jarzynka, DL Grant Jordan, LB Spencer Jordan, LB Reid Karel, DB Bo Kitrell, RB Ben Lingenfelter, DL Wyatt Mazour, RB Hunter Miller, OL
	<b>Academic All-Big Ten (577)</b> 2011-- (27) Justin Blatchford, S Rex Burkhead, IB Austin Cassidy, S Will Compton, LB Corey Cooper, S Ben Cotton, TE Jake Cotton, OL Jon Damkroger, P Jim Ebke, LB Tyler Evans, WR Sean Fisher, LB Harvey Jackson, S Marcel Jones, OL Tyler Legate, FB Luke Lingenfelter, OL Jake Long, TE Spencer Long, OL Jay Martin, TE Josh Mitchell, CB Brent Qvale, OL Wil Richards, S Trevor Roach, LB Andrew Rodriguez, OL Baker Steinkuhler, DT Kevin Thomsen, TE Lance Thorell, DB C.J. Zimmerer, FB Taariq Allen, WR Kenny Anderson, DT Justin Blatchford, S Rex Burkhead, IB Sam Burtch, WR Brandon Chapek, OL Will Compton, LB Ben Cotton, TE Jake Cotton, OL Taylor Dixon, WR Tyler Evans, WR Sean Fisher, LB Micah Kreikemeier, LB Jake Long, TE Spencer Long, OL Conor McDermott, TE Josh Mitchell, CB Mike Moudy, OL Mark Pelini, OL Givens Price, OL Brent Qvale, OL Ryne Reeves, OL Wil Richards, S Trevor Roach, LB		2014-- (21) Justin Blatchford, S Rex Burkhead, IB Austin Cassidy, S Will Compton, LB Corey Cooper, S Ben Cotton, TE Jake Cotton, OL Jon Damkroger, P Jim Ebke, LB Tyler Evans, WR Sean Fisher, LB Harvey Jackson, S Marcel Jones, OL Tyler Legate, FB Luke Lingenfelter, OL Jake Long, TE Spencer Long, OL Jay Martin, TE Josh Mitchell, CB Brent Qvale, OL Wil Richards, S Trevor Roach, LB Andrew Rodriguez, OL Baker Steinkuhler, DT Kevin Thomsen, TE Lance Thorell, DB C.J. Zimmerer, FB Taariq Allen, WR Kenny Anderson, DT Justin Blatchford, S Rex Burkhead, IB Sam Burtch, WR Brandon Chapek, OL Will Compton, LB Ben Cotton, TE Jake Cotton, OL Taylor Dixon, WR Tyler Evans, WR Sean Fisher, LB Micah Kreikemeier, LB Jake Long, TE Spencer Long, OL Conor McDermott, TE Josh Mitchell, CB Mike Moudy, OL Mark Pelini, OL Givens Price, OL Brent Qvale, OL Ryne Reeves, OL Wil Richards, S Trevor Roach, LB		2018-- (36) Jerald Foster, OL Sam Hahn, OL Tyler Hoppes, TE David Knevel, OL Spencer Lindsay, PK Luke McNitt, FB Graham Nabity, FB A.J. Natter, DE Robby Painter, OL Gabe Rahn, WR Logan Rath, DT Brandon Reilly, WR Mick Stoltzenberg, DL Jamie Sutcliffe, PK Dylan Utter, OL Chris Weber, LB Jordan Westerkamp, WR Dedrick Young II, LB Tanner Zlab, DB Fyn Anderson, DL Mohamed Barry, LB Dicaprio Bootle, DB Ty Chaffin, WR Brett Classen, WR Thomas Connelly, LB Zack Darlington, WR Michael Decker, OL JoJo Domann, DB Erik Evans, DL Matt Farniok, OL Jerald Foster, OL Tanner Hass, RB Branden Hohenstein, TE Todd Honas, WR Tyler Hoppes, TE Matt Jarzynka, DL Grant Jordan, LB Harrison Jordan, FB Spencer Jordan, FB Joshua Kalu, DB Bo Kitrell, TE Jake Kitten, OL Sean Lambert, RB Joel Lopez, DL Wyatt Mazour, IB Collin Miller, LB Gabe Rahn, WR John Raridon, OL Johnny Richard, WR Brandon Robbins, WR Austin Rose, IB Matt Snyder, TE Ben Stille, LB Jack Stoll, TE Mick Stoltzenberg, DL Eli Sullivan, DB Chris Weber, LB Jacob Weinmaster, LB Keyan Williams, WR Boe Wilson, OL Conor Young, WR Austin Allen, TE Fyn Anderson, DL Mohamed Barry, LB Christian Banker, WR Andrew Bunch, QB Bradley Bunner, DB Tony Butler, DB Ty Chaffin, WR Matt Farniok, OL Jerald Foster, OL Cole Frahm, PK Todd Honas, WR Trent Hixson, OL Damian Jackson, DL Matt Jarzynka, DL Grant Jordan, LB Spencer Jordan, LB Reid Karel, DB Bo Kitrell, RB Ben Lingenfelter, DL Wyatt Mazour, RB Hunter Miller, OL

	Jordan Paup, LB Bryan Reimers, WR Brandon Robbins, WR Austin Rose, RB Matt Sichterman, OL Ben Stille, DL Jack Stoll, TE Mick Stoltenberg, DL Eli Sullivan, DB Andrew Thurman, WR Kade Warner, WR Jacob Weinmaster, LB Boe Wilson, OL Conor Young, WR Austin Allen, TE David Alston, LB Fyn Anderson, DL Christian Banker, WR Mohamed Barry, LB Andrew Bunch, QB Bradley Bunner, CB Tony Butler, CB Chris Cassidy, LB Ty Chaffin, WR Matt Farniok, OL Will Farniok, OL Colton Feist, DL Bennett Folkers, WR Trent Hixson, OL Todd Honas, WR Will Honas, LB Damian Jackson, DL Brenden Jaimes, OL Joseph Johnson, LB Miles Jones, WR Cameron Jurgens, OL Reid Karel, S Bryson Krull, TE Wyatt Liewer, WR Ben Lingenfelter, DL Adrian Martinez, QB Wyatt Mazour, RB Lane McCallum, S/PK Hunter Miller, OL Cade Mueller, LB Simon Otte, LB Jordan Paup, LB Brian Perez, TE Barret Pickering, PK Cameron Pieper, LS Casey Rogers, DL Connor Ruth, RB Corbin Ruth, RB Matt Sichterman, OL Ben Stille, DL Jack Stoll, TE Eli Sullivan, S Noah Vedral, QB Matt Waldoch, PK Kade Warner, WR Tate Wildeman, DL Boe Wilson, OL Austin Allen, TE David Alston, LB Jake Archer, LB Christian Banker, WR Brant Banks, OL Brig Banks, LS Bryce Benhart, OL Ian Boerckircher, OL Bradley Bunner, CB Chris Cassidy, LB Ty Chaffin, WR Grant Dettelsen, P Matt Farniok, OL Will Farniok, OL Colton Feist, DL Bennett Folkers, WR Jimmy Fritzsche, OL John Goodwin, TE Keem Green, DL Tyson Guzman, DB Gabe Heins, PK		Nick Henrich, LB Jacob Herbek, DL Trent Hixson, OL Will Honas, LB Garrett Hustedt, LB Austin Jablonski, TE Damian Jackson, DL Brenden Jaimes, OL Cameron Jurgens, OL Wyatt Liewer, WR Ben Lingenfelter, DL Adrian Martinez, QB Luke McCaffrey, QB Lane McCallum, OLB Cade Mueller, LS Garrett Nelson, LB Mosai Newsom, DL Simon Otte, LB Brian Perez, TE Cameron Pieper, LS Ethan Piper, OL Noa Pola-Gates, DB Luke Reimer, LB Eli Richter, LB Casey Rogers, DL Connor Ruth, RB Corbin Ruth, RB Phalen Sanford, DB Zach Schlager, LB Ryan Schommer, LB Sam Shurtleff, LB Matt Sichterman, OL Garrett Snodgrass, LB Noah Stafursky, OL Ben Stille, DL Jack Stoll, TE Travis Vokolek, TE Kade Warner, WR Zach Weinmaster, RB Tate Wildeman, DL Boe Wilson, OL Austin Allen, TE Jake Archer, LB Broc Bando, OL Brant Banks, OL Bryce Benhart, OL Nate Boerckircher, TE Elliott Brown, WR Chris Cassidy, LB Daniel Cerni, P Levi Falck, WR Colton Feist, DL Isaac Gifford, DB John Goodwin, TE Blaise Gunnerson, LB Ty Hahn, WR Gabe Heins, PK Nick Henrich, LB Jacob Herbek, TE Trent Hixson, OL Will Honas, LB Garrett Hustedt, LB Nash Hutmacher, DL Damian Jackson, LB Cameron Jurgens, OL Wyatt Liewer, WR Trevin Luben, RB Adrian Martinez, QB Eteva Mauga-Clements, LB Lane McCallum, DB Keegan Menning, OL Barron Miles Jr., WR Ezra Miller, OL Cade Mueller, LS Garrett Nelson, LB Mason Niemann, DB Will Nixon, WR Nouredin Nouili, OL Simon Otte, LB Cameron Pieper, LS Ethan Piper, OL Beau Psencik, RB Luke Reimer, LB		Jordan Riley, DL Casey Rogers, DL Ryan Schommer, LB Marvin Scott III, RB Sam Shurtleff, LB Matt Sichterman, OL Logan Smothers, QB Garrett Snodgrass, LB Noah Stafursky, OL Ben Stille, DL Grant Tagge, LB Travis Vokolek, TE Zach Weinmaster, RB Tate Wildeman, LB Camden Witucki, LS Jake Archer, LB Broc Bando, OL Brant Banks, OL Bryce Benhart, OL Nate Boerckircher, TE Michael Booker III, LB Derek Branch, DB Koby Bretz, DB Elliott Brown, WR Ru'Quan Buckley, DL Grant Buda, LB Marques Buford Jr., DB Alex Bullock, WR Blake Closman, DB Turner Corcoran, OL Colton Feist, DL Thomas Fidone II, TE Isaac Gifford, DB John Goodwin, TE Blaise Gunnerson, LB Heinrich Haarberg, QB Ty Hahn, WR Isaiah Harris, RB Gabe Heins, PK Nick Henrich, LB Jacob Herbek, DL Trent Hixson, OL Nash Hutmacher, DL Chris Kolarevic, LB Randolph Kpai, LB Wyatt Liewer, WR Trevin Luben, RB Seth Malcolm, LB Joey Mancino, OL Matt Masker, QB Eteva Mauga-Clements, LB Evan Meyersick, TE Barron Miles Jr., WR Ezra Miller, OL Riley Moses, OL Mosai Newsom, DL Nouredin Nouili, OL Simon Otte, LB Cameron Pieper, LS Ethan Piper, OL Beau Psencik, RB Luke Reimer, LB AJ Rollins, TE Beau Schaller, OL Ryan Schommer, LB Matthew Schuster, RB Logan Smothers, QB Garrett Snodgrass, LB Noah Stafursky, OL Grant Tagge, LB Travis Vokolek, TE Zach Weinmaster, WR Camden Witucki, LS Jake Appleget, TE Bryce Benhart, OL Timmy Bleekrode, PK Nate Boerckircher, TE Michael Booker III, LB Derek Branch, DB Elliott Brown, WR Ru'Quan Buckley, DL Grant Buda, LB Marques Buford Jr., DB	
2019-- (48)			2022-- (58)			
		2021-- (57)				
2020-- (62)			2023-- (50)			

2024--  
(71)

Alex Bullock, WR  
 Brian Buschini, P  
 Turner Corcoran, OL  
 Justin Evans, OL  
 Thomas Fidone II, TE  
 Isaiah Garcia-Castaneda, WR  
 Mikai Gbayor, LB  
 Isaac Gifford, DB  
 John Goodwin, TE  
 Blaise Gunnerson, DL  
 Heinrich Haarberg, QB  
 Ty Hahn, WR  
 Malcolm Hartzog Jr., DB  
 Nick Henrich, LB  
 Jacob Herbek, DL  
 Jacob Hohl, P  
 Nash Hutmacher, DL  
 Emmett Johnson, RB  
 Randolph Kpai, LB  
 Luke Lindenmeyer, TE  
 Trevin Luben, RB  
 Henry Lutovsky, OL  
 Tamon Lynam, DB  
 Roman Mangini, WR  
 Barron Miles Jr., WR  
 Nouredin Nouili, OL  
 Spencer Pankratz, PK  
 Dylan Parrott, OL  
 Ethan Piper, OL  
 Teddy Prochazka, OL  
 Chubba Purdy, QB  
 Luke Reimer, LB  
 AJ Rollins, DL  
 Garrett Snodgrass, LB  
 Gage Stenger, LB  
 Brodie Tagaloa, DL  
 Grant Tagge, LB  
 Kaine Williams, LB  
 Camden Witucki, LS  
 Tristan Alvano, PK  
 D'Andre Barnes, DB  
 Demitrius Bell, WR  
 Bryce Benhart, OL  
 Leslie Black, DL  
 Nate Boerkircher, TE  
 Janiran Bonner, WR  
 Michael Booker III, LB  
 Dwight Bootle II, DB  
 Jacob Bower, LB  
 Derek Branch, DB  
 Jacob Brandl, OL  
 Elliott Brown, WR  
 Grant Buda, LB  
 Marques Buford Jr., DB  
 Alex Bullock, WR  
 Brian Buschini, P  
 Noah Bustard, LB  
 Jimari Butler, DL  
 Jeremiah Charles, DB  
 Malachi Coleman, WR  
 Conor Connealy, DL  
 Turner Corcoran, OL  
 Cayden Echternach, TE  
 Gabe Ervin Jr., RB  
 Justin Evans, OL  
 Thomas Fidone II, TE  
 Isaiah Garcia-Castaneda, WR  
 Mikai Gbayor, LB  
 Isaac Gifford, DB  
 Mason Goldman, DL  
 Gunnar Gottula, OL  
 Heinrich Haarberg, QB  
 Malcolm Hartzog Jr., DB  
 Jacob Hood, OL  
 Nash Hutmacher, DL  
 Kwinten Ives, RB  
 Elijah Jeudy, DL  
 Emmett Johnson, RB  
 Mason Jones, DB  
 Tyler Knaak, OL  
 Sua Lefotu, DL  
 Cameron Lenhardt, DL  
 Barret Liebentritt, FB

Luke Lindenmeyer, TE  
 Luke Longval, QB  
 Henry Lutovsky, OL  
 Jason Maciejczak, OL  
 Joey Mancino, OL  
 Roman Mangini, WR  
 Maverick Noonan, LB  
 Dylan Parrott, DL  
 Danny Pasko, LB  
 Teddy Prochazka, OL  
 Dylan Rogers, LB  
 AJ Rollins, TE  
 Trevor Ruth, FB  
 Ben Scott, OL  
 Grant Seagren, OL  
 DeShon Singleton, DB  
 Sam Sledge, OL  
 Ismael Smith Flores, LB  
 Gage Stenger, LB  
 Rahmir Stewart, DB  
 Brodie Tagaloa, DL  
 Taveon Thompson, DB  
 Brice Turner, DB  
 Princewill Umanmielen, LB  
 Riley Van Poppel, DL  
 Gage Wager, LB

## Nebraska Football Special Awards

**Tom Novak Award** - Established by J. Gordon Roberts in 1950, is presented to the senior who "best exemplifies courage and determination despite all odds in the manner of Nebraska All-America center Tom Novak." Sportswriters and broadcasters vote on the award, which is presented at the Outland Trophy banquet in Omaha.

### All-Time Winners

1950--	Charles Toogood, T
1951--	Frank Simon, E
1952--	Ed Husmann, T
1953--	Ted Connor, T
1954--	Bob Wagner, G
1955--	Rex Fischer, HB
1956--	LaVerne Torczon, G
1957--	Jerry Brown, FB
1958--	Dick McCashland, FB
1959--	Harry Tolly, QB
1960--	Pat Fischer, QB
1961--	Don Purcell, E
1962--	Dwain Carlson, G
1963--	Dennis Claridge, QB
1964--	Lyle Sittler, C
1965--	Tony Jeter, E
1966--	Larry Wachholtz, DB
1967--	Wayne Meylan, MG
1968--	Ernie Sigler, QB
1969--	Al Larson, DB
1970--	Joe Orduna, HB
1971--	Jeff Kinney, HB
1972--	Rich Glover, MG
1973--	John Bell, MG
1974--	Tom Ruud, LB
1975--	Tony Davis, FB
1976--	Clete Pillen, LB
1977--	Monte Anthony, FB
1978--	Rick Berns, IB
1979--	Tim Wurth, RB
1980--	Jeff Quinn, QB
1981--	Mark Mauer, QB
1982--	Steve McWhirter, LB
1983--	Turner Gill, QB
1984--	Craig Sundberg, QB
1985--	Travis Turner, QB
1986--	Marc Munford, LB
1987--	Von Sheppard, WB
1988--	Todd Millikan, TE
1989--	Mike Murray, MG
1990--	Kenny Walker, DT
1991--	Keithen McCant, QB
1992--	Lance Lewis, FB
1993--	John Reece, FS
1994--	Matt Shaw, TE
1995--	Tommie Frazier, QB
1996--	Mike Minter, ROV
1997--	Scott Frost, QB
1998--	Monte Christo, QB
1999--	Adam Julch, OT
2000--	Troy Watchorn, FS
2001--	John Gibson, WB
2002--	John Garrison, C
2003--	Jason Lohr, DT; Jammal Lord, QB
2004--	Jake Andersen, OL
2005--	Cory Ross, IB
2006--	Greg Austin, OG
2007--	Cortney Grixby, CB
2008--	Joe Ganz, QB
2009--	Phillip Dillard, LB
2010--	Rickey Thenarse, S
2011--	Mike Caputo, C; Terrence Moore, DL
2012--	Sean Fisher, LB
2013--	Ron Kellogg III, QB
2014--	Trevor Roach, LB
2015--	Andy Janovich, FB
2016--	Tommy Armstrong Jr., QB

2017--	Chris Weber, LB
2018--	Devine Ozigbo, RB
2019--	Mohamed Barry, LB
2020--	Collin Miller, LB
2021--	JoJo Domann, Nickel
2022--	Caleb Tannor, DE
2023--	Nick Henrich, LB
2024--	Rahmir Johnson, RB

**Guy Chamberlin Trophy** - Presented at the Outland Trophy banquet in Omaha. The award was inaugurated in 1967 in memory of the former great Nebraska All-America football player who went to both the college and pro halls of fame. It is presented to the senior player who has shown by the play and contributions to the betterment of the University of Nebraska football squad that he has the qualities and dedication of Guy Chamberlin to the Cornhusker tradition.

Lincoln radio station KFOR donated the permanent trophy and each recipient receives a replica through funds contributed by the Chamberlin family and the Champ's many friends following his death in 1967. The Chamberlin Memorial Fund is administered by the University of Nebraska Foundation. Sportswriters and broadcasters who cover all Nebraska games vote on the award.

### All-Time Winners

1967--	Marv Mueller, S
1968--	Ernie Sigler, QB
1969--	Dana Stephenson, DB
1970--	Guy Ingles, SE
1971--	Jeff Kinney, HB
1972--	Rich Glover, MB
1973--	Maury Damkroger, FB
1974--	Ritch Bahe, SE
1975--	Bob Martin, DE
1976--	Clete Pillen, DB
1977--	Ed Burns, QB
1978--	Rick Berns, IB
1979--	Tim Smith, SE
1980--	Jarvis Redwine, IB
1981--	Anthony Steels, WB
1982--	Dave Rimington, C
1983--	Dean Steinkuhler, OG
1984--	Shane Swanson, WB
1985--	Jim Skow, DT
1986--	Chris Spachman, DT
1987--	Jeff Jamrog, DE
1988--	Mark Blazek, FS
1989--	Gerry Gdowski, QB
1990--	Pat Tyrance, LB
1991--	Pat Engelbert, DT
1992--	Will Shields, OG
1993--	Trev Alberts, OLB
1994--	Terry Connealy, DT
1995--	Aaron Graham, C
1996--	Jared Tomich, RE
1997--	Grant Wistrom, RE
1998--	Joel Makovicka, FB
1999--	Mike Brown, ROV
2000--	Dan Alexander, IB
2001--	Eric Crouch, QB
	Tracey Wistrom, TE
2002--	DeJuan Groce, CB
2003--	Demorris Williams, LB
2004--	Barrett Ruud, LB
2005--	Sam Koch, P
2006--	Zac Taylor, QB
2007--	Bo Ruud, LB
2008--	Nate Swift, WR
2009--	Ndamukong Suh, DT
2010--	Alex Henery, PK
2011--	Lavonte David, LB
2012--	Rex Burkhead, IB
2013--	Jeremiah Sirles, OT
2014--	Ameer Abdullah, IB

2015--	Jack Gangwish, DE
2016--	Jordan Westerkamp, WR
2017--	Drew Brown, PK
2018--	Stanley Morgan Jr., WR
2019--	Lamar Jackson, CB
2020--	Dicaprio Bootle, CB
2021--	Austin Allen, TE
2022--	Travis Vokolek, TE
2023--	Luke Reimer, LB
2024--	Ty Robinson, DL

### All-Time Boyd Epley Lifters of the Year

1974--	Rik Bonness, C
1975--	Rik Bonness, C
1976--	Rod Horn, DT
1977--	Lawrence Cooley, OG
	I.M. Hipp, IB
1978--	Kelvin Clark, OT
1979--	Bill Barnett, DT
	John Havekost, OG
1980--	Russell Gary, DB
1981--	Dave Rimington, C
1982--	Mitch Krenk, TE
1983--	Mike Tranmer, MG
1984--	Jeff Smith, IB
1985--	Jim Skow, DT
1986--	Danny Noonan, MG
	Chris Spachman, DT
1987--	Neil Smith, DT
1988--	Andy Keeler, OG
1989--	Mike Murray, MG
1990--	Curtis Cotton, SS
1991--	Mike Anderson, LB
1992--	John Parrella, DT
1993--	Cory Schlesinger, FB
	Donta Jones, OLB
1994--	Donta Jones, OLB
1995--	Mark Gilman, TE
1996--	Jared Tomich, RE
1997--	Dan Alexander, IB
1998--	Chad Kelsay, RE
1999--	Kyle Vanden Bosch, RE
2000--	Kyle Vanden Bosch, RE
2001--	Jon Dawson, OG
2002--	Demoiné Adams, RE
2003--	Trevor Johnson, RE
2004--	Adam Carriker, DE
2005--	Seppo Ewvaraye, OL
2006--	Brandon Rigoni, DB
2007--	Ty Steinkuhler, DT
2008--	Matt Slauson, OG
	Ndamukong Suh, DT
2009--	Jared Crick, DT
2010--	Rex Burkhead, IB
2011--	Rex Burkhead, IB
	Lavonte David, LB
2012--	Ameer Abdullah, IB
	Justin Jackson, C
2013--	Ameer Abdullah, IB
2014--	Jack Gangwish, DE
2015--	Andy Janovich, FB
2016--	Luke McNitt, FB
2017--	Carlos Davis, DL
2018--	Devine Ozigbo, RB
2019--	Cam Taylor-Britt, DB
2020--	No Award (Covid-19)
2021--	Cam Jurgens, C
	Travis Vokolek, TE
2022--	Garrett Nelson, EDGE

**Cletus Fischer Native Son Award** - Named in honor of a former NU assistant coach, this award is presented annually to the senior player selected by the Husker coaches, who best exemplifies the following qualities: good work ethic; competitiveness; leadership; forthrightness; sense of humor; pride; loyalty and love of Nebraska. This honor is awarded at the Outland Trophy banquet in Omaha.

### All-Time Winners

1991--	Pat Engelbert, DT
1992--	Jim Scott, C
1993--	Ken Mehlin, OG
1994--	Terry Connealy, DT
1995--	Clester Johnson, WB
1996--	Jon Hesse, LB
1997--	Matt Hoskinson, OG/C
1998--	Chad Kelsay, RE
1999--	Brian Shaw, LB
2000--	Russ Hochstein, OG
2001--	Jeremy Slechta, DT
	Dave Volk, OT
2002--	Chris Kelsay, RE
2003--	Trevor Johnson, DE
	Kyle Larson, P
2004--	Steve Kriewald, FB
2005--	Titus Adams, DT
2006--	Dane Todd, FB
2007--	Ben Eisenhart, S
2008--	Todd Peterson, WR
2009--	Matt O'Hanlon, S
2010--	Niles Paul, WR
2011--	Jared Crick, DT
2012--	Baker Steinkuhler, DT
2013--	Cole Pensick, OL
2014--	Jake Cotton, OL
2015--	Ryne Reeves, C
2016--	Josh Banderas, LB
	Sam Foltz, P
2017--	Luke McNitt, FB
2018--	Mick Stoltenberg, DT
2019--	Wyatt Mazour, RB
2020--	Ben Stille, DE
2021--	Ben Stille, DE
2022--	Matt Masker, QB
2023--	Ethan Piper, OG
2024--	Isaac Gifford, S

**Pat Clare Award** - Presented in recognition of the player who has best exemplified the commitment and courage to overcome injury, while at the same time serving as an inspiration to his teammates in his return to the field.

### All-Time Winners

2009--	Barry Turner, DE
2010--	Ricky Henry, OL
2011--	Marcel Jones, OL
2012--	Justin Jackson, OL
2013--	Taariq Allen, WR
2014--	Trevor Roach, LB
2015--	Ryne Reeves, OL
2016--	De'Mornay Pierson-El, WR
2017--	Chris Jones, DB
2018--	Luke Gifford, OLB
2019--	Jack Stoll, TE
2021--	Deontai Williams, S
2022--	Colton Feist, DL
	Chancellor Brewington, TE

**The Cornhusker** - Presented to a player who started his Nebraska career as a walk-on and made the largest contribution to the team in his last season of eligibility.

### All-Time Winners

2021--	Levi Falck, WR
2022--	Trent Hixson, OL
2023--	Phalen Sanford, S
2024--	John Bullock, LB

# Nebraska Captains

1890--	Ebenezer E. Mockett*	1963--	Dennis Claridge, QB	1990--	Reggie Cooper, SS
1891--	James H. Johnston, E**		John Kirby, G		David Deale, C
1892--	James H. Johnston, E	1964--	Lyle Sittler, C		Pat Tyrance, LB
1893--	Ike E. Pace, QB		Bobby Hohn, HB		Jim Wanek, OG
1894--	George H. Dern, G	1965--	Frank Solich, FB	1991--	Pat Engelbert, MG
1895--	Wilmer W. Wilson, G		Mike Kennedy, LB		Mickey Joseph, QB
1896--	Orley B. Thorpe, QB	1966--	Bob Churchich, QB		Tyrone Legette, CB
1897--	George C. Shedd, FB		Larry Wachholtz, S		Erik Wiegert, OT
1898--	William C. Melford, C	1967--	Ben Gregory, HB	1992--	Travis Hill, OLB
1899--	Charles E. Williams, HB		Marv Mueller, S		John Parrella, DT
1900--	Fred Brew, G	1968--	Tom Penney, SE		Jim Scott, C
1901--	John Westover, T		Jim Hawkins, CB		William Washington, TE
1902--	John Westover, T	1969--	Mike Green, FB	1993--	Trev Alberts, OLB
1903--	Johnny R. Bender, HB		Dana Stephenson, CB		Gerald Armstrong, TE
1904--	Maurice Benedict, QB	1970--	Dan Schneiss, FB		Lance Lundberg, OT
1905--	Charles T. Borg, C		Jerry Murtaugh, LB		Kevin Ramaekers, DT
1906--	John G. Mason, T	1971--	Jerry Tagge, QB	1994--	John Reece, CB
1907--	John H. Weller, HB		Jim Anderson, CB		Terry Connealy, DT
1908--	J.B. Harvey, E	1972--	Doug Dumler, C		Ed Stewart, LB
1909--	O.A. Beltzer, HB		Bill Janssen, OT		Zach Wiegert, OT
1910--	LeRoy Temple, T	1973--	Daryl White, OT	1995--	Rob Zatechka, OT
1911--	Sylvester V. Shonka, T		John Dutton, DT		Phil Ellis, LB
1912--	Ernest Frank, HB	1974--	David Humm, QB		Aaron Graham, C
1913--	Leonard Purdy, HB		Tom Ruud, LB		Mark Gilman, TE
1914--	Vic Halligan, T	1975--	Terry Luck, QB	1996--	Christian Peter, DT
1915--	Dick B. Rutherford, HB		Bob Martin, DE		Tony Veland, FS
1916--	Tim H. Corey, T	1976--	Vince Ferragamo, QB		Damon Benning, IB
1917--	Ed Shaw, T		Clete Pillen, LB		Chris Dishman, OG
1918--	Ernest Hubka, FB	1977--	Greg Jorgensen, OG		Mike Minter, ROV
1919--	Paul Dobson, HB		Jeff Carpenter, LB	1997--	Jared Tomich, RE
1920--	Bill L. Day, C	1978--	Tom Sorley, QB		Vershan Jackson, TE
1921--	Clarence E. Swanson, E		George Andrews, DE		Jason Peter, DT
1922--	Chick S. Hartley, QB	1979--	Tim Smith, SE		Aaron Taylor, OG
1923--	Verne Lewellen, QB		Lawrence Cole, DE		Grant Wistrom, RE
1924--	Ed Weir, T	1980--	Randy Schleusener, OG	1998--	Jay Foreman, LB
1925--	Ed Weir, T		Derrie Nelson, DE		Josh Heskew, C
1926--	Lonnie Stiner, T	1981--	Mark Mauer, QB		Sheldon Jackson, TE
1927--	John "Jug" Brown, QB		Jimmy Williams, DE		Chad Kelsay, RE
1928--	Edward Howell, HB	1982--	Dave Rimington, C	1999--	Joel Makovicka, FB
	Elmer Holm, G		Steve Damkroger, LB		Mike Brown, ROV
1929--	George Farley, HB	1983--	Turner Gill, QB		Ralph Brown, CB
1930-49--	Appointed Each Game		Mike Keeler, DT		T.J. DeBates, TE
1950--	Charley Toogood, T		Dean Steinkuhler, OG		Adam Julch, OT
	Bill Mueller, HB		Mike Tranmer, MG	2000--	Dan Alexander, IB
	Robert Mullen, C/T	1984--	Bret Clark, S		Russ Hochstein, OG
	Don Bloom, HB		Jeff Smith, IB		Loran Kaiser, DT
1951--	Frank Simon, E		Mark Traynowicz, C		Carlos Polk, MLB
	Robert Mullen, T	1985--	Mike Knox, LB		Jason Schwab, OT
1952--	Bobby Reynolds, HB		Bill Lewis, C		Kyle Vanden Bosch, RE
	Ed Hussmann, T		Jim Skow, DT	2001--	Keyuo Craver, CB
	Carl Brasee, G	1986--	Marc Munford, LB		Eric Crouch, QB
1953--	Bill Schabacker, E		Stan Parker, OG		Jeremy Slechta, DT
	Jerry Minnick, T		Chris Spachman, DT		Dave Volk, OT
1954-57--	Appointed Each Game		plus one game captain		Tracey Wistrom, TE
1958--	Mike Lee, E		John McCormick, OG	2002--	John Garrison, C
	Dick McCashland, FB	1987--	Neil Smith, MG		DeJuan Groce, CB
1959--	Appointed Each Game		Doug Welniak, LB		Chris Kelsay, RE
1960--	Roland McDole, T	1988--	Mark Blazek, SS	2003--	Jammal Lord, QB
	Pat Fischer, QB		Andy Keeler, OG		Judd Davies, FB
	Don Fricke, C		Steve Taylor, QB		Trevor Johnson, DE
1961--	Don Purcell, E		Broderick Thomas, OLB	2004--	Demorrio Williams, WLB
	Mick Tinglehoff, C	1989--	Doug Glaser, OT		plus one special teams
	Pat Clare, HB		Gerry Gdowski, QB		captain each game
1962--	Bill Thornton, FB		Randall Jobman, LB		Josh Bullocks, FS
	Dwain Carlson, G		Jeff Mills, OLB	2005--	Joe Dailey, QB
					Ross Pilkington, WR
					Barrett Ruud, MLB
					Daniel Bullocks, SS
					Cory Ross, IB
				2006--	Zac Taylor, QB
					Adam Carriker, DE
					Brandon Rigoni, DB

2007--	Zack Bowman, CB Brett Byford, C Bo Ruud, LB	2014--	Ameer Abdullah, IB Kenny Bell, WR Corey Cooper, S Jake Cotton, OG Josh Mitchell, CB	2020--	Dicaprio Bootle, CB Matt Farniok, OL Adrian Martinez, QB Colliin Miller, LB Kade Warner, WR
2008--	Joe Ganz, QB Zach Potter, DE Ty Steinkuhler, DT Nate Swift, WR	2015--	Tommy Armstrong Jr., QB Maliek Collins, DT Jack Gangwish, DE Nate Gerry, S Alex Lewis, OT Jordan Westerkamp, WR	2021--	Austin Allen, TE Damion Daniels, NT Adrian Martinez, QB Cam Taylor-Britt, CB Nick Henrich, LB Travis Vokolek, TE Caleb Tannor, DE Garrett Nelson, DE
2009--	Jacob Hickman, C Ndamukong Suh, DT Alex Henery, PK/P	2016--	Josh Banderas, LB Nathan Gerry, S Dylan Utter, C Jordan Westerkamp, WR	2022-	Appointed Each Game
2010--	Pierre Allen, DE Prince Amukamara, CB Roy Helu Jr., RB Alex Henery, PK/P	2017--	Jerald Foster, OG Joshua Kalu, S Tanner Lee, QB Luke McNitt, FB Chris Weber, LB	2023-	Appointed Each Game
2011--	Rex Burkhead, IB Lavonte David, LB Brett Maher, PK/P	2018--	Jerald Foster, OG Luke Gifford, LB Stanley Morgan Jr., WR Mick Stoltenberg, DL	2024-	Appointed Each Game
2012--	Rex Burkhead, IB Taylor Martinez, QB Will Compton, LB Baker Steinkuhler, DT Brett Maher, PK/P	2019--	Mohamed Barry, LB Darrion Daniels, DL Matt Farniok, OL Adrian Martinez, QB		<i>*Albert Troyer elected but was then injured and became manager</i>
2013--	Ameer Abdullah, IB Jason Ankrah, DE Taylor Martinez, QB Quincy Enunwa, WR Spencer Long, OL Ciente Evans, CB				<i>**Replaced Mockett after first game</i>
					<i>#Coaches appointed game captains each week then announced season captains at the end of the year</i>

# Husker Postseason Game Participants

## East-West Shrine

### Multiple sites

1925--	Harold Hutchison, C
1926--	Lonnie Stiner, T
1927--	Glenn Presnell, HB
	Roy Randels, T
1928--	Dan McMullen, G
	Blue Howell, HB
1929--	Clair Sloan, B
	Ray Richards, T
1930--	Marion Broadstone, T
	Elmer Greenberg, G
1931--	Charles Justice, G
	George Koster, G
1932--	Lawrence Ely, C
	Steve Hokuf, E
1933--	Gail O'Brien, T
	George Sauer, FB
1934--	Frank Meier, C
1935--	Jerry LaNoue, HB
	Bernard Scherer, E
1936--	Lloyd Cardwell, HB
	Sam Francis, FB
	Les McDonald, E
1937--	Biff Jones, coach
	Elmer Dohrmann, E
	Fred Shirey, T
1938--	Charles Brock, C
1939--	Sam Schwartzkopf, T
1941--	George Abel, G
	Vike Francis, FB
1944--	Bob DeFruiter, HB
1949--	Tom Novak, C
1950--	Fran Nagle, QB
	Charles Toogood, T
1951--	Frank Simon, E
1952--	Ed Husmann, OT
	Bobby Reynolds, HB
1953--	Ted Connor, OT
1955--	Rex Fischer, QB
1962--	Bill Thornton, FB
1968--	Dick Davis, FB
	Joe Armstrong, G
	Bob Devaney, head coach
1977--	Tom Davis, C
	Stan Waldemore, OT
1978--	Barney Cotton, G
1979--	Tim Smith, SE/P
1980--	Russell Gary, S
1981--	Ric Lindquist, CB
	Henry Waechter, DT
1982--	Steve Damkroger, LB
	Randy Theiss, OT
	Toby Williams, DT
1983--	Turner Gill, QB
	Mike Rozier, IB
	Irving Fryar, WB
	Scott Laridon, OT
1984--	Jeff Smith, IB
1986--	Marc Munford, LB
	Dale Klein, PK
1987--	Tom Banderas, TE
	Tim Rother, DT
1988--	LeRoy Etienne, LB
	Todd Millikan, TE
	Steve Taylor, QB
1989--	Ken Clark, RB
	Doug Glaser, OT
	Jake Young, C
1990--	Bruce Pickens, CB
1991--	Tyrone Legette, CB
1992--	Will Shields, OG

1994--	Barron Miles, CB
	Ed Stewart, LB
	Rob Zatechka, OT
1995--	Tommie Frazier, QB
	Aaron Graham, C
1996--	Adam Treu, OT
1997--	Scott Frost, QB
1998--	Jay Foreman, MLB
2000--	Correll Buckhalter, IB
	Russ Hochstein, OG
2001--	Jamie Burrow, MLB
2002--	Dahrran Diedrick, IB
2005--	Cory Ross, IB
	Le Kevin Smith, DT
2006--	Zac Taylor, QB
	Matt Herian, TE
2007--	Zack Bowman, DB
	Sam Keller, QB
2008--	Marlon Lucky, IB
	T.J. O'Leary, LS
	Matt Slauson, OG
2013--	Quincy Enunwa, WR
	Jeremiah Sirls, OT
2014--	Corey Cooper, S
2015--	Alex Lewis, OT
2017--	Drew Brown, PK
	Joshua Kalu, DB
2018--	Devine Ozigbo, RB
2020--	Jack Stoll, TE
2021--	Samori Toure, WR
	Ben Stille, DL
	Ochaun Mathis, DE
2022--	Omar Brown, S
2023--	Marco Ortiz, LS
2024--	Nash Hutmacher, DL
	Isaiah Neyor, WR

## College All-Star - Chicago, Ill. (discontinued, 1976)

1934--	George Sauer, FB
	Bernie Masterson, QB
1937--	Sam Francis, FB
	Lloyd Cardwell, HB
1938--	Fred Shirey, T
1939--	Charles Brock, C
1940--	Bob Seeman, E
1941--	Herman Rohrig, HB
	Ray Prochaska, E
	Warren Alfson, G
1942--	Clarence Herndon, T
	George Abel, G
1944--	Ted Kenfield, FB
1950--	Tom Novak, C
1951--	Fran Nagle, QB
1963--	Bill Thornton, FB
1964--	Lloyd Voss, OT
	Dennis Claridge, QB
1966--	Walt Barnes, OT
1967--	Carel Stith, OT
1968--	Wayne Meylan, MG
1971--	Bob Newton, OT
1972--	Jeff Kinney, HB
	Van Brownson, QB
	Jerry Tagge, QB
	Larry Jacobson, DT
	Bob Devaney, head coach
	assistant coaches
	Mike Corgan
	Cletus Fischer
	Carl Selmer
	Tom Osborne
	Monte Kiffin

	John Melton
	Warren Powers
1973--	Bill Olds, FB
	Joe Blahak, DB
	Rich Glover, MG
1975--	Tom Ruud, LB
	Bob Nelson, LB
	Tom Alward, OG

## Blue-Gray - Montgomery, Ala. (discontinued, 2003)

1947--	Fred Lorenz, G
	Frank Wilkins, G
1960--	Ron McDole, T
1962--	Dennis Stuewe, HB
	Warren Powers, FB
	Dwain Carlson, G
1965--	Kent McCloughan, HB
1968--	Barry Alvarez, LB
	Jim McCord, DT
	Wayne Meylan, MG
1969--	Bob Liggett, DE
1977--	Rene Anderson, DB

## Hula Bowl

### (Orlando, 2021-present) (Honolulu, discontinued in 2008)

1965--	Kent McCloughan, HB
1966--	Walt Barnes, OT
	Freeman White, SE
1967--	LaVerne Allers, OG
1968--	Wayne Meylan, OG
1969--	Joe Armstrong, OG
1970--	Glenn Patterson, C
	Mike Wynn, DE
1971--	Jerry Murtaugh, LB
	Joe Orduna, HB
1972--	Dick Rupert, OG
	Jerry Tagge, QB
	Jeff Kinney, HB
	Bob Devaney, head coach
1973--	Johnny Rodgers, WB
	Bill Olds, FB
1974--	Steve Manstedt, DE
1975--	Tony Davis, FB
	Bob Martin, DE
1976--	Vince Ferragamo, QB
	Dave Butterfield, DB
1977--	Tom Davis, C
1978--	Kelvin Clark, OT
	Rick Berns, IB
	George Andrews, DE
1979--	Junior Miller, TE
	I.M. Hipp, IB
1980--	Jarvis Redwine, IB
	Derrie Nelson, DE
1981--	Dan Hurley, OT
	Jimmy Williams, DE
1982--	Roger Craig, IB
	Dave Rimington, C
	Jamie Williams, TE
1983--	Dean Steinkuhler, OG
1985--	Todd Frain, TE
1986--	Tom Welter, OT
1987--	Keith Jones, IB
	Keven Lightner, OT
1988--	Todd Millikan, TE
	Broderick Thomas, OLB
1989--	Doug Glaser, OT
1990--	David Edeal, C
1992--	Will Shields, OG
1993--	Toby Wright, ROV
1994--	Troy Dumas, LB

	Donta Jones, OLB
1995--	Brook Berringer, QB
	Clinton Childs, IB
	Phil Ellis, LB
	Tony Veland, FS
	Tyrone Williams, CB
1996--	Brian Schuster, FB
1997--	Eric Anderson, OT
	Scott Frost, QB
	Eric Warfield, DB
1998--	Kris Brown, PK
	Jay Foreman, MLB
	Josh Heske, C
1999--	Dan Hadenfeldt, P
	Aaron Wills, RE
	Eric Johnson, LB
2000--	Dan Hadenfeldt, P
	Russ Hochstein, OG
2001--	Eric Crouch, QB
2002--	Josh Brown, PK
	Jon Clanton, DT
	Wilson Thomas, SE
2005--	Titus Adams, DT
2007--	Corey McKeon, LB
	Maurice Purify, WR
2021--	Ben Stille, DL
2022--	Marco Ortiz, LS
2023--	Nouredin Nouillili, OG

#### Senior Bowl - Mobile, Ala.

1951--	Fran Nagle, B
1954--	Jerry Minnick, T
1955--	Don Glantz, T
1961--	Ron McDole, T
1964--	Lloyd Voss, T
	John Kirby, G
1965--	Larry Kramer, T
	Bob Hohn, HB
1966--	Tony Jeter, TE
1967--	Pete Tatman, FB
	Harry Wilson, HB
	Larry Wachholtz, DB
	Carel Stith, DT
1968--	Barry Alvarez, LB
	Jim McCord, DT
1970--	Dana Stephenson, DB
	Ken Geddes, LB
	Jim McFarland, TE
1971--	Dave Walline, DT
	Bob Newton, OT
1972--	Larry Jacobson, DT
1973--	Willie Harper, DE
	Doug Dumlér, C
1974--	Daryl White, OT
	John Dutton, DT
	Rich Sanger, PK
1975--	Tom Ruud, LB
	Bob Nelson, LB
	Dave Humm, QB
1976--	Rik Bonness, C
	Wonder Monds, DB
1977--	Mike Fultz, DT
1978--	Greg Jorgensen, OG
	Ken Spaeth, TE
	Stan Waldemore, OT
1980--	Kelly Saalfeld, C
	Bill Barnett, DT
	Rod Horn, DT
1981--	Russell Gary, S
1982--	Phil Bates, FB
	Jeff Krejci, S
1983--	Allen Lyday, CB
	Jamie Williams, TE
1985--	Mark Behning, OT
1986--	Bill Lewis, C

1987--	Stan Parker, OG
1988--	Tim Rother, DT
1989--	Dana Brinson, WR
1991--	Kenny Walker, DT
1993--	Tyrone Hughes, SE/CB
1994--	John Reece, FS
1995--	Terry Connealy, DT
	Brenden Stai, OG
1997--	Michael Booker, CB
	Chris Dishman, OT
	Mike Minter, ROV
	Jared Tomich, RE
	Jamel Williams, LB
1998--	Aaron Taylor, OG
1999--	Chad Kelsay, RE
	Mike Rucker, RE
	Jason Wiltz, DT
	Joel Makovicka, FB
2000--	Steve Warren, DT
	Ralph Brown, CB
	Mike Brown, ROV
2001--	Bobby Newcombe, WB
	Carlos Polk, MLB
	Dan Alexander, IB
	Kyle Vanden Bosch, RE
2002--	Keyuo Craver, CB
	Tracey Wistrom, TE
2003--	DeJuan Groce, CB
	Chris Kelsay, RE
2004--	Kyle Larson, P
	Demorrio Williams, WLB
2005--	Barrett Ruud, MLB
2006--	Daniel Bullocks, SS
2007--	Stewart Bradley, LB
	Adam Carriker, DE
	Jay Moore, DE
2008--	Carl Nicks, OL
2010--	Larry Asante, S
	Phillip Dillard, LB
2011--	Pierre Allen, DE
	Eric Hagg, DB
	Roy Helu Jr., RB
	Alex Henery, PK
	Mike McNeill, TE
	Niles Paul, WR
2012--	Lavonte David, LB
	Alfonzo Dennard, DB
2014--	Stanley Jean-Baptiste, CB
2015--	Ameer Abdullah, IB
2016--	Nathan Gerry, S
2017--	Tanner Lee, QB
2019--	Darrion Daniels, DL
	Lamar Jackson, CB
2020--	Brenden Jaimes, OT
2021--	JoJo Domann, Nickel
	Cam Taylor-Britt, CB
2022--	Trey Palmer, WR
2024--	Thomas Fidone II, TE
	Ty Robinson, DL

#### Shrine North-South - Miami, Fla. (discontinued 1969)

1950--	Don Strasheim, G
1953--	John Bordogna, B
1960--	Pat Fischer, QB
1969--	Al Larson, DB

#### All-American Bowl (discontinued 1975)

1961--	Mick Tinglehoff, C
1969--	Dana Stephenson, DB
	Sherwin Jarmon, DE
	Jim McFarland, TE
1970--	Guy Ingles, SE
	Paul Rogers, PK

1971--	Dan Schneiss, FB
	Van Brownson, QB
	Keith Wortman, OG
	Carl Johnson, OT
	Bob Devaney, coach
1972--	Rich Glover, MG
	Bill Janssen, DT
	Joe Blahak, DB
	Jerry List, TE
	Gary Dixon, HB
	Monte Johnson, DT
1974--	Bob Thornton, DB
	Zaven Yarialian, DB
	John Bell, MG
1975--	Jimmy Burrow, DB

#### Coaches All-America Game Lubbock, Texas

##### (discontinued 1975)

1961--	Ron McDole, T
1963--	Dwain Carlson, G
	Bill Thornton, FB
1964--	Dennis Claridge, QB
	Lloyd Voss, OT
	Bob Brown, OG
1965--	Larry Kramer, OT
	Lyle Sittler, C
1966--	Freeman White, SE
	Tony Jeter, TE
	Walt Barnes, OT
1967--	Kelly Petersen, C
	Larry Wachholtz, DB
	Harry Wilson, HB
1968--	Wayne Meylan, MG
1970--	Bob Liggett, DT
	Jim McFarland, TE
	Ken Geddes, LB
1971--	Jerry Murtaugh, LB
	Joe Orduna, HB
	Bob Newton, OT
	Dan Schneiss, FB
	Bob Devaney, coach
1972--	Jeff Kinney, HB
	Jerry Tagge, QB
	Larry Jacobson, DT
1975--	Dave Humm, QB
	Marvin Crenshaw, OT

#### Southwest Challenge Bowl (1962 only)

1962--	Tyrone Robertson, T
	Gary Toogood, G
	Dwain Carlson, G
	Bill Thornton, FB

#### Japan Bowl - Tokyo, Japan (discontinued, 1991)

1975--	Tony Davis, FB
	Bob Martin, DE
1976--	Vince Ferragamo, QB
	Dave Butterfield, DB
1977--	Tom Davis, C
1978--	Rick Berns, IB
	George Andrews, DE
1979--	Tim Smith, SE
	Junior Miller, TE
	I.M. Hipp, IB
1980--	Jarvis Redwine, IB
	Derrie Nelson, DE
1981--	Dan Hurley, OT
	Ric Lindquist, CB
	Jimmy Williams, DE
1982--	Roger Craig, IB
	Randy Theiss, OT
	Jamie Williams, TE

1983--	Dean Steinkuhler, OG Mike Rozier, IB Turner Gill, QB (MVP) Irving Fryar, WB
1984--	Bret Clark, S Jeff Smith, HB Mark Traynowicz, C
1985--	Mike Knox, LB Tom Rathman, FB Jim Skow, DT
1986--	Brian Davis, CB Danny Noonan, MG Chris Spachman, DT
1987--	Tom Banderas, TE Neil Smith, DE
1988--	Mark Blazek, S Dana Brinson, WR Broderick Thomas, OLB
1989--	Jake Young, C
1990--	Reggie Cooper, S Mike Croel, OLB Kenny Walker, DT
1991--	Pat Engelbert, MG Nate Turner, WB

#### **Olympia Gold Bowl**

##### **San Diego, Calif. (1981 only)**

1981--	Rodney Lewis, CB Sammy Sims, S Henry Waechter, DE
--------	---

#### **Canadian-American Bowl**

##### **Tampa, Fla. (discontinued 1979)**

1976--	Jim Pillen, M
--------	---------------

#### **Challenge Bowl - Seattle, Wash. (1977-78 only)**

1978--	Tom Sorley, QB Jim Pillen, M Kelvin Clark, OT Barney Cotton, OG Billy Todd, PK Bruce Dunning, LB
--------	---

#### **Gridiron Classic - Orlando, Fla.**

1998--	Kris Brown, PK
1999--	Adam Julch, OT
2000--	Dan Hadenfeldt, P
2001--	Jeremy Slechta, DT
2002--	John Garrison, C Scott Shanle, LB
2003--	Jammal Lord, QB T.J. Hollowell, LB

#### **Paradise Bowl - St. George, Utah**

2002--	Thunder Collins, IB
--------	---------------------

#### **Las Vegas Football Classic**

2004--	Mike Erickson, OT
--------	-------------------

#### **Inta Juice All-Star Game**

##### **Houston, Texas**

2006--	Barry Cryer, DT
--------	-----------------

#### **Texas vs. Nation All-Star Game El Paso, Texas**

2007--	Steve Octavien, LB
2008--	Cody Glenn, LB Lydon Murtha, OT Zach Potter, DE

#### **Eastham Energy College All-Star Game Tempe, Ariz.**

2010--	Ricky Henry, OL D.J. Jones, OL
--------	-----------------------------------

#### **NFLPA Collegiate Bowl Los Angeles, Calif. (discontinued 2023)**

2012--	Will Compton, LB Ben Cotton, TE Ciante Evans, DB Brent Qvale, OT
2013--	Zaire Anderson, LB
2014--	Cethan Carter, TE
2016--	Chris Jones, CB
2017--	Austin Allen, TE
2021--	Garrett Nelson, LB

#### **Trillion Tropical Bowl Orlando, Fla.**

2021--	Deontai Williams, S
--------	---------------------

# Nebraska Football Hall of Fame

*Years listed indicate years letters were earned. (Number in parenthesis represents year enshrined)*

## A-E

Fred Abboud, Omaha U.,  
1947-50 (1985)  
George Abel, Nebraska,  
1939-41 (1984)  
Harlan Aden, Omaha U.,  
1963-65 (1997)  
John Adkins, Nebraska  
1968-71 (2021)  
Trev Alberts, Nebraska,  
1990-93 (1994)  
Dan Alexander, Nebraska,  
1997-2000 (2010)  
Warren Alfson, Nebraska,  
1938-40 (1975)  
Gerald Allen, Omaha U.,  
1962-65 (2005)  
LaVerne Allers, Nebraska,  
1964-66 (1995)  
Paul Amen, Nebraska,  
1935-37 (1983)  
Prince Amukamara, Nebraska,  
2007-10 (2022)  
Eric Anderson, Nebraska  
1994-97 (2007)  
Frosty Anderson, Nebraska,  
1971-73 (1994)  
Jim Anderson, Nebraska,  
1969-71 (1997)  
George Andrews, Nebraska,  
1976-78 (1985)  
Joe Arenas, Omaha U.,  
1947-50 (1977)  
Joe Armstrong, Nebraska,  
1966-68 (1994)  
Al Bahe, Wayne State,  
1946-48 (1996)  
Walt Barnes, Nebraska,  
1963-65 (1988)  
Tim Beebe, Nebraska Wesleyan,  
1984-87 (2013)  
Forrest Behm, Nebraska,  
1937-40 (1980)  
Mark Behning, Nebraska,  
1982-84 (2019)  
Kenny Bell, Nebraska,  
2011-14 (2025)  
Johnny Bender, Nebraska,  
1900-04 (1975)  
Casey Beran, Chadron State,  
1996-99 (2018)  
Joy Berquist, Nebraska,  
1921-23 (1998)  
Rick Berns, Nebraska,  
1976-78 (1992)  
Brook Berringer, Nebraska,  
1992-95 (2015)  
Joe Blahak, Nebraska,  
1970-72 (1990)  
Paul Blazevich, Omaha U.,  
1959-62 (1984)  
Chris Bober, UNO  
1996-99 (2020)  
Brian Bohling, Nebraska Wesleyan,  
1996-99 (2008)  
Don Boll, Nebraska,  
1950-52 (1990)  
Rik Bonness, Nebraska,  
1972-75 (1981)  
John Bordogna, Nebraska,  
1951-53 (1988)  
Jon Bostick, Nebraska,  
1989-91 (2004)  
Shawn Bouwens, Nebraska Wesleyan,  
1986-89 (2002)

Dale Bradley, Nebraska,  
1940-42 (1998)  
Nate Bradley, Peru State,  
1988-91 (2001)  
Dana Brinson, Nebraska,  
1985-88 (2009)  
Marlin Briscoe, Omaha U.,  
1963-67 (1978)  
Marion Broadstone, Nebraska,  
1928-30 (2001)  
Charlie Brock, Nebraska,  
1936-38 (1972)  
Bob Brown, Nebraska,  
1961-63 (1977)  
Derrick Brown, Nebraska,  
1990-92 (2025)  
Jerry Brown, Nebraska,  
1955-57 (1997)  
Kenny Brown, Nebraska,  
1975-79 (2009)  
Kris Brown, Nebraska,  
1995-98 (2016)  
Mike Brown, Nebraska,  
1996-99 (2011)  
Ralph Brown, Nebraska,  
1996-99 (2011)  
Van Brownson, Nebraska,  
1968-71 (2020)  
Charles Bryant, Nebraska,  
1951-54 (1987)  
Josh Bullocks, Nebraska,  
2002-04 (2015)  
Rex Burkhead, Nebraska,  
2009-12 (2024)  
Dave Butterfield, Nebraska,  
1974-76 (1996)  
Tyrone Byrd, Nebraska,  
1989-92 (2024)  
Lloyd Cardwell, Nebraska,  
1934-36 (1972)  
Dennis Carlson, Nebraska,  
1964-65 (2009)  
Adam Carriker, Nebraska,  
2003-06 (2016)  
Ihling L. Carskadon, Kearney State,  
1924-27 (2004)  
Kaye Carstens, Nebraska,  
1964-66 (2000)  
Guy Chamberlin, Nebraska,  
1913-15 (1971)  
Bob Churchich, Nebraska,  
1964-66 (1989)  
Brett Clark, Nebraska,  
1982-84 (1996)  
David Clark, Nebraska,  
1978-80 (2023)  
Kelvin Clark, Nebraska,  
1976-78 (2002)  
Ken Clark, Nebraska,  
1987-89 (2008)  
Dennis Claridge, Nebraska,  
1961-63 (1976)  
Brad Colburn, Midland,  
1994-97 (2015)  
Justin Coleman, Nebraska-Kearney,  
1997-2000 (2014)  
Ted Connor, Nebraska,  
1952-53 (2005)  
Reggie Cooper, Nebraska,  
1987-90 (2013)  
Tim H. Corey, Nebraska,  
1914-16 (2002)  
Roger Craig, Nebraska,  
1980-82 (1989)  
Keyuo Craver, Nebraska,  
1998-01 (2013)  
Marvin Crenshaw, Nebraska,  
1972-74 (2003)  
Jared Crick, Nebraska,  
2008-11 (2024)

Mike Croel, Nebraska,  
1987-90 (2003)  
Eric Crouch, Nebraska,  
1998-2001 (2002)  
Clayton Curtis, Nebraska,  
1950-52 (1991)  
Steve Damkroger, Nebraska,  
1979-82 (1995)  
Dick Davis, Nebraska,  
1966-68 (1995)  
Fred Davis, Doane,  
1964-67 (2016)  
Tom Davis, Nebraska,  
1975-77 (2003)  
Tony Davis, Nebraska,  
1973-75 (1991)  
Dahrran Diedrick, Nebraska,  
1999-2002 (2025)  
Chris Dishman, Nebraska,  
1993-96 (2006)  
Jack Dodd, Nebraska,  
1935, 37-38 (1996)  
Elmer Dohrmann, Nebraska,  
1934-37 (1980)  
Pat Donohoe, Wayne State,  
1973-76 (1998)  
Ron Douglas, Nebraska,  
1934-36 (1995)  
Ted Doyle, Nebraska,  
1935-37 (1990)  
Doug Dubose, Nebraska  
1982-86 (2020)  
Charles Duda, Nebraska,  
1941-42 (1994)  
Troy Dumas, Nebraska,  
1991-94 (2023)  
Doug Dumler, Nebraska  
1970-72 (2021)  
John Dutton, Nebraska,  
1970-73 (1981)  
Lawrence Ely, Nebraska,  
1930-32 (1974)  
Dennis Emanuel, Nebraska,  
1951-52 (1990)  
Tom Emel, Hastings  
1947-50 (2005)  
Bill Engelhardt, Omaha U.,  
1953-56 (1974)  
Scott Engelhardt, Midland Lutheran,  
1977-80 (2003)

## F-J

Terrell Farley, Nebraska,  
1995-96 (2024)  
Burton "Bud" Feaster, York,  
1936-38, (1999)  
Tony Felici, Nebraska  
1980-82, (2008)  
Vince Ferragamo, Nebraska,  
1975-76 (1984)  
Cletus Fischer, Nebraska,  
1945-48 (1979)  
Pat Fischer, Nebraska,  
1958-60 (1974)  
Rex Fischer, Nebraska,  
1955-56 (1987)  
Dr. George Flippin, Nebraska,  
1891-94 (1974)  
Toniui Fonoti, Nebraska,  
1999-2001 (2022)  
Jay Foreman, Nebraska  
1995-98 (2019)  
Sam Francis, Nebraska,  
1934-36 (1972)  
Vike Francis, Nebraska,  
1939-40 (1986)  
Owen Frank, Nebraska,  
1909-11 (1999)  
Andra Franklin, Nebraska,  
1977-80 (1990)

Tommie Frazier, Nebraska, 1992-95 (1996)	Dave Humm, Nebraska, 1972-74 (1985)	Tyrone Legette, Nebraska 1989-91 (2007)
Bob Frieze, Midland Lutheran, 1959-61 (1999)	Ed Husmann, Nebraska 1950-52 (2004)	Verne Lewellen, Nebraska, 1921-23 (1975)
Scott Frost, Nebraska, 1996-97 (2015)	Richard Hutton, Nebraska, 1946-48 (1995)	Bill Lewis, Nebraska, 1983-85 (2003)
Irving Fryar, Nebraska, 1981-83 (1993)	Guy Ingles, Nebraska, 1968-70 (1995)	Bob Liggett, Nebraska, 1968-69 (2008)
Danny Fulton, Nebraska-Omaha, 1975-77 (1987)	Jim Irwin, Kearney State, 1960-63 (2012)	Keven Lightner, Nebraska, 1985-87 (2024)
Brad Fults, Chadron State 1975-78 (2007)	Sheldon Jackson, Nebraska 1995-98 (2008)	Virgil (Joe) Lindahl, Wayne State, 1937-40 (1973)
Mike Fultz, Nebraska, 1974-76 (1988)	Larry Jacobsen, Kearney State, 1956-59 (1988)	Ric Lindquist, Nebraska, 1979-81 (2022)
Russell Gary, Nebraska, 1978-80 (2013)	Larry Jacobson, Nebraska, 1969-71 (1979)	Steve Lindquist, Nebraska, 1975-78 (2010)
Gerry Gdowski, Nebraska, 1987-89 (2000)	Ted James, Nebraska, 1926-28 (1982)	Bob Lingenfelter, Nebraska, 1974-76 (2006)
Ken Geddes, Nebraska, 1967-69 (1996)	Bill Janssen, Nebraska 1969-72 (2021)	Jerry List, Nebraska 1970-72 (2021)
Turner Gill, Nebraska, 1981-83 (1989)	Tony Jeter, Nebraska, 1963-65 (1986)	Spencer Long, Nebraska, 2011-13 (2023)
Don Glantz, Nebraska, 1953-54 (1999)	Carl Johnson, Nebraska, 1970-71 (2014)	Walter "Butch" Luther, Nebraska, 1938-40 (1986)
Doug Glaser, Nebraska, 1987-89 (2002)	Larry Johnson, Omaha U., 1949-52 (1987)	Roy (Link) Lyman, Nebraska, 1919-22 (1972)
Rich Glover, Nebraska, 1970-72 (1973)	Mitch Johnson, Kearney State 1973-76 (2012)	Brett Maher, Nebraska, 2009-12 (2025)
Aaron Graham, Nebraska, 1992-95 (2005)	Monte Johnson, Nebraska, 1970-72 (2024)	John Makovicka, Kearney State, 1967-70 (1996)
Ahman Green, Nebraska, 1995-97 (2012)	Calvin Jones, Nebraska, 1991-93 (2004)	Mike Mandelko, Nebraska, 1980-82 (2014)
Larry Green, Doane, 1966-69 (2002)	Donta Jones, Nebraska, 1991-94 (2007)	Steve Manstedt, Nebraska, 1971-73 (2012)
Elmer Greenberg, Nebraska, 1927-30 (1979)	Jimmy Jones, Nebraska-Omaha, 1962-65 (2011)	John Marrow, Kearney State, 1935-36 (1990)
Willie Greenlaw, Nebraska, 1955-56 (1989)	Keith Jones, Nebraska, 1984-87 (2004)	Bob Martin, Nebraska, 1973-75 (1993)
Harry Grimmering, Nebraska, 1982-84 (2003)	Greg Jorgensen, Nebraska, 1975-77 (2019)	Taylor Martinez, Nebraska, 2010-13 (2023)
DeJuan Groce, Nebraska, 1999-02 (2012)	<b>K-O</b>	
Rex Grosshart, Doane, 1947-50 (2006)	Chad Kelsay, Nebraska, 1995-98 (2017)	Dave Mason, Nebraska 1969-72 (2021)
Harold Haberman, York, 1937-40 (1993)	Chris Kelsay, Nebraska, 1999-2002 (2024)	Bernie Masteron, Nebraska, 1931-33 (1977)
Vic Halligan, Nebraska, 1912-14 (1973)	Mike Kennedy, Nebraska, 1963-65 (1998)	Burt Mattheis, Wayne State, 1962-65 (1980)
Willie Harper, Nebraska, 1970-72 (1983)	Jeff Kinney, Nebraska, 1969-71 (1981)	Bob Matthews, Omaha U., 1939-41 (1992)
Robert Hauver, Kearney State, 1945-48 (1995)	Dale Klein, Nebraska, 1984-86 (2012)	Les McDonald, Nebraska, 1934-36 (1991)
John Havekost, Nebraska, 1977-79 (2013)	Dan Klepper, Nebraska-Omaha, 1965-68 (2023)	Kent McCloughan, Nebraska, 1962-64 (1993)
Alex Henery, Nebraska 2007-10 (2019)	Johnny Knolla, Creighton, 1938-40 (1975)	Jim McCord, Nebraska, 1965-67 (2002)
Josh Heskew, Nebraska 1995-98 (2012)	Mike Knox, Nebraska, 1981-85 (2004)	John McCormick, Nebraska, 1985-87 (2002)
Max Hester, Kearney State, 1937-39 (1989)	Sam Koch, Nebraska, 2003-05 (2023)	Ron McDole, Nebraska, 1958-60 (2022)
ReVoe Hill, Midland Lutheran, 1938-41, 1946 (1995)	Craig Koinzan, Doane, 1965-68 (1996)	Jim McFarland, Nebraska, 1968-69 (1999)
Travis Hill, Nebraska, 1989-92 (2005)	Bill Kosch, Nebraska, 1969-71 (1997)	Donnie McGhee, Nebraska, 1968-70 (2017)
I.M. Hipp, Nebraska, 1977-79 (1995)	George Koster, Nebraska, 1929-31 (1986)	LaVerne McKelvey, Chadron, 1920-24 (2000)
Russ Hochstein, Nebraska 1997-2000 (2014)	Larry Kramer, Nebraska, 1962-64 (1987)	Daniel McMullen, Nebraska, 1925-28 (1979)
Steve Hokuf, Nebraska, 1929-32 (1980)	Jeff Krejci, Nebraska, 1979-81 (2015)	Jon McWilliams, Nebraska, 1953-55 (2000)
Alvin Holder, Peru State, 1979-81 (1999)	Ernest Kroger, Nebraska, 1907-08 (2003)	Bob Mehring, Nebraska, 1935-37 (1983)
Harry Hopp, Nebraska, 1938-40 (1985)	Tom Kropp, Kearney State, 1972-75 (1986)	Frank Meier, Nebraska, 1932-34 (1984)
Rod Horn, Nebraska, 1977-79 (2003)	Robert Kruse, Wayne State, 1964-67 (2009)	Ruben Mendoza, Wayne State 1983-85 (2007)
Edward E. "Blue" Howell, Nebraska, 1926-28 (1978)	Lee Kunz, Nebraska, 1976-78 (2022)	Rex Mercer, Nebraska Wesleyan, 1942-48 (1987)
Johnny Howell, Nebraska, 1935-37 (1997)	Rod Kush, Nebraska-Omaha, 1976-78 (1989)	Dave Meyer, Midland Lutheran, 1972-75 (2011)
Marion Hudson, Dana, 1952-55 (1994)	Kyle Larson, Nebraska, 2001-03 (2018)	Herbert Meyer, Concordia, (2006)
		Carl Meyers, Nebraska-Omaha, 1961-63 (2006)

Wayne Meylan, Nebraska,  
1965-67 (1979)  
Barron Miles, Nebraska,  
1992-94 (2005)  
Junior Miller, Nebraska,  
1977-79 (1988)  
Mike Miller, Nebraska, Kearney  
2000-03 (2024)  
Milford "Dub" Miller, Chadron State,  
1931-34 (2004)  
Todd Millikan, Nebraska,  
1985-88 (2010)  
Jerry Minnick, Nebraska,  
1951-53 (1981)  
Mike Minter, Nebraska,  
1993-96 (2006)  
E.E. Mockett, Nebraska,  
1890-91 (1994)  
Wonder Monds, Nebraska,  
1973-75 (2001)  
Gerald Moore, Nebraska,  
1945-46-48 (2001)  
William Mueller, Nebraska,  
1947-50 (1996)  
Robert Mullen, Nebraska,  
1948-51 (1995)  
Marc Munford, Nebraska,  
1984-86 (1997)  
Jerry Murtaugh, Nebraska,  
1968-70 (1987)  
Brian Muschall, Dana,  
1986-89 (2003)  
Fran Nagle, Nebraska,  
1949-50 (1992)  
Bob Nelson, Nebraska,  
1972-74 (2025)  
Derrie Nelson, Nebraska,  
1978-80 (1998)  
Bob Newton, Nebraska,  
1969-70 (1989)  
Dave Noble, Nebraska,  
1922-24 (1972)  
Danny Noonan, Nebraska,  
1984-86 (1991)  
Tom Novak, Nebraska,  
1946-49 (1972)  
Arnold Oehrich, Nebraska,  
1925-27 (1989)  
Eugene Oetting, Concordia,  
1951-54 (2000)  
Don Olson, Nebraska,  
1957-59 (2000)  
Joe Orduna, Nebraska,  
1967-68, 1970 (1990)  
Brad Ottis, Wayne State,  
1990-93 (2017)

### P-R

Adolph "Pat" Panek, Kearney St.,  
1922-24 (1991)  
John Parrella, Nebraska,  
1990-92 (2001)  
Lee Penney, Nebraska,  
1931-33 (1994)  
Ed Periard, Nebraska,  
1968-70 (2010)  
Lawrence Pete, Nebraska,  
1986-88 (2011)  
Christian Peter, Nebraska,  
1993-95 (2006)  
Jason Peter, Nebraska,  
1994-97 (2007)  
Jack Petersen, Omaha U.,  
1961-63 (1983)  
Kelly Petersen, Nebraska,  
1965-66 (2008)  
Greg Peterson, Nebraska Wesleyan,  
1981-83 (2001)  
George "Babe" Petrow, Midland Lutheran,  
1940-42 (1990)  
Roy "Cowboy" Petsch, Nebraska,  
1938-40 (1982)

Don Pflasterer, Omaha U.,  
1939-41 (1979)  
Ray Phillips, Nebraska,  
1975-76 (2000)  
Bob Pickens, Nebraska,  
1966 (2010)  
Bruce Pickens, Nebraska,  
1988-90 (2022)  
Clete Pillen, Nebraska,  
1974-76 (2003)  
Jim Pillen, Nebraska,  
1976-78 (2004)  
Alan Pogue, Dana,  
1984-87 (2005)  
Chris Pohle, Hastings,  
1991-92 (2008)  
Carlos Polk, Nebraska,  
1997-2000 (2010)  
Grove Porter, Nebraska,  
1914 (1985)  
Glenn Presnell, Nebraska,  
1925-27 (1973)  
Fred Preston, Nebraska,  
1939-40 (1992)  
Ray Prochaska, Nebraska,  
1938-40 (1986)  
Don Purcell, Nebraska,  
1959-61 (1989)  
Dominic Raiola, Nebraska,  
1998-2000 (2001)  
Kevin Ramaekers, Nebraska,  
1991-93 (2007)  
Scott Raridon, Nebraska,  
1981-83 (2016)  
Randy Rasmussen, Kearney State,  
1964-67 (1974)  
Tom Rathman, Nebraska,  
1983-85 (1992)  
Jarvis Redwine, Nebraska,  
1979-80 (1999)  
Bobby Reynolds, Nebraska,  
1950-52 (1972)  
Hugh Rhea, Nebraska,  
1929-31 (1986)  
Choppy Rhodes, Nebraska,  
1923-25 (1993)  
Ray Richards, Nebraska,  
1927-29 (1984)  
Dennis Richnafsky, Nebraska,  
1965-67 (2001)  
Dave Rimington, Nebraska,  
1980-83 (1983)  
Tyrone Robertson, Nebraska,  
1960-61-62 (1999)  
Johnny Rodgers, Nebraska,  
1970-72 (1973)  
Paul Rogers, Nebraska,  
1968-70 (1998)  
Herman Rohrig, Nebraska,  
1938-40 (1983)  
Rudy Rotella, Omaha U.,  
1952-55 (1981)  
Dick Rupert, Nebraska,  
1970-71 (2005)  
Richie Ross, Nebraska-Kearney,  
2002-05 (2019)  
Mike Rozier, Nebraska,  
1981-83 (1984)  
Mike Rucker, Nebraska,  
1995-98 (2018)  
Robert Russell, Nebraska,  
1920-22 (2000)  
R.B. "Dick" Rutherford, Nebraska,  
1913-15 (1988)  
Barrett Ruud, Nebraska,  
2001-04 (2014)  
Tom Ruud, Nebraska,  
1972-74 (1997)

### S-Z

Kelly Saalfeld, Nebraska,  
1977-79 (2009)

Mike Sallier, Doane,  
1967-70 (2010)  
Carl Samuelson, Nebraska,  
1945-47 (1982)  
George Sauer, Nebraska,  
1931-33 (1971)  
Roger Sayers, Omaha U.,  
1960-63 (1988)  
Bill Schabacker, Nebraska,  
1951-53 (2001)  
Bernie Scherer, Nebraska,  
1933-35 (1985)  
Leo Scherer, Nebraska,  
1920-22 (1987)  
Vic Schleich, Nebraska,  
1940-42 (1988)  
Randy Schleusener, Nebraska,  
1978-80 (2002)  
Dan Schmidt, Nebraska,  
1974-76 (2018)  
Dan Schneiss, Nebraska,  
1968-70 (2020)  
Ed Schwartzkopf, Nebraska,  
1937-40 (1981)  
John Sedlacek, Nebraska,  
1945-48 (1998)  
Gary SeEVERS, Concordia,  
1954-57 (2003)  
Lynn Senkheil, Nebraska,  
1964-66 (2002)  
Will Shields, Nebraska,  
1989-92 (1993)  
Fred Shirey, Nebraska,  
1935-37 (1976)  
Sylvester V. Shonka, Nebraska,  
1909-11 (1978)  
Frank Simon, Nebraska,  
1949-51 (1997)  
Sam Singleton, Wayne State,  
1967-70 (2004)  
Lyle Sittler, Nebraska,  
1962-64 (1999)  
Jim Skow, Nebraska,  
1983-85 (1996)  
Bob Sledge, Nebraska,  
1986-88 (2018)  
Clair Sloan, Nebraska,  
1927-29 (1984)  
Jack Sloey, Doane,  
1938-39 (1989)  
Bob Smith, Nebraska,  
1951-54 (1996)  
Jeff Smith, Nebraska,  
1982-84 (2004)  
Neil Smith, Nebraska,  
1985-87 (1998)  
Tim Smith, Nebraska,  
1977-79 (2008)  
Frank Solich, Nebraska,  
1963-65 (1992)  
Chris Spachman, Nebraska,  
1984-86 (2010)  
Cliff Squires, Nebraska Wesleyan,  
1946-49 (1976)  
Brenden Stai, Nebraska,  
1991-94 (2004)  
Dean Steinkuhler, Nebraska,  
1981-83 (1984)  
Arthur Stevenson, Hastings,  
1935-37 (1979)  
Ed Stewart, Nebraska,  
1991-94 (2004)  
Chuck Stickels, Hastings,  
1951-54 (1997)  
Alonzo "Lonnie" Stiner,  
1925-26 (2008)  
Carel Stith, Nebraska,  
1965-66 (2011)  
Scott Strasburger, Nebraska,  
1982-84 (2005)  
Don Strashmeir, Nebraska,  
1950 (1993)

Ndamukong Suh, Nebraska,  
2006-09 (2010)  
John Suhr, Concordia,  
1956-59 (2009)  
Dean Sukup, Nebraska  
1978-79 (2016)  
Tom Sutko, Nebraska-Omaha  
1978-80 (2025)  
Clarence Swanson, Nebraska,  
1919-22 (1974)  
Jerry Tagge, Nebraska,  
1969-71 (1978)  
Aaron Taylor, Nebraska,  
1994-97 (1998)  
Steve Taylor, Nebraska,  
1985-88 (1999)  
Zac Taylor, Nebraska,  
2005-06 (2017)  
Bob Terrio, Nebraska,  
1970-71 (2011)  
Randy Theiss, Nebraska,  
1980-82 (2017)  
Broderick Thomas, Nebraska,  
1985-88 (1994)  
Bill "Thunder" Thornton, Nebraska,  
1960-62 (1985)  
Mick Tingelhoff, Nebraska,  
1959-61 (1980)  
Jared Tomich, Nebraska,  
1994-96 (2006)  
Charlie Toogood, Nebraska,  
1947-50 (1984)  
LaVerne Torczon, Nebraska,  
1954-56 (1987)  
Mark Traynowicz, Nebraska,  
1982-84 (1990)  
Pat Tyrance, Nebraska,  
1988-90 (2005)  
Noland Urban, Nebraska Wesleyan,  
1997-2000 (2010)  
Sam Vacanti, Nebraska,  
1946 (1988)  
Ted Vactor, Nebraska,  
1963-65 (2000)  
Kyle Vanden Bosch, Nebraska,  
1997-2000 (2023)  
Webster VanValkenburgh, Hastings  
1974-77 (2007)  
Erich von Fange, Concordia,  
1940-43 (1995)  
Lloyd Voss, Nebraska,  
1961-63 (1996)  
Larry Wachholtz, Nebraska,  
1964-66 (1982)  
Kenny Walker, Nebraska,  
1989-90 (2001)  
Dave Walline, Nebraska,  
1968-70 (2001)  
Leon G. Warner, Nebraska,  
1910-11 (2023)  
Steve Warren, Nebraska,  
1996-99 (2009)  
Bill Weber, Nebraska,  
1981-84 (2012)  
Kerry Weinmaster, Nebraska,  
1976-79 (2006)  
Ed Weir, Nebraska,  
1923-25 (1971)  
Raymond "Bub" Weller, Nebraska,  
1920-22 (1989)  
Tom Welter, Nebraska,  
1985-86 (2025)  
Adolph Wenke, Nebraska  
1920-22 (2007)  
John Westover, Nebraska,  
1897, 1899-1902 (2002)  
Daryl White, Nebraska,  
1971-73 (1994)  
Freeman White, Nebraska,  
1963-65 (1982)  
Oscar Wiberg, Nebraska Wesleyan,  
1923-26 (1973)

Lonnie Wickard, Chadron State,  
1957-58 (2000)  
Erik Wiegert, Nebraska,  
1989-91 (2007)  
Zach Wiegert, Nebraska,  
1991-94 (1995)  
Demorrio Williams, Nebraska,  
2002-03 (2015)  
Jamie Williams, Nebraska,  
1979-82 (2003)  
Jimmy Williams, Nebraska,  
1979-81 (2001)  
Tyrone Williams, Nebraska,  
1993-95 (2006)  
Harry Wilson, Nebraska,  
1964-66 (2015)  
Wally Winter, Nebraska,  
1968-70 (2020)  
Phil Wise, Nebraska-Omaha,  
1968-70 (1982)  
Grant Wistrom, Nebraska,  
1994-97 (1998)  
Willard Witte, Nebraska,  
1927-29 (1985)  
Danny Woodhead, Chadron State,  
2005-08 (2018)  
Keith Wortman, Nebraska,  
1970-71 (2021)  
Ross Wurdeman, Concordia  
1998-2001 (2022)  
Jake Young, Nebraska,  
1986-89 (2000)

#### Coaches

Ross Armstrong, Chadron State,  
1937-53 (1991)  
E.E. Bearg, Nebraska,  
1925-28 (1988)  
Dana X. Bible, Nebraska,  
1929-36 (1971)  
W.C. "Bummy" Booth,  
Nebraska, 1900-05 (1985)  
Claire Boroff, Nebraska-Kearney,  
1972-99 (2000)  
Sandy Buda, Nebraska-Omaha,  
1978-89 (2001)  
Al Caniglia, Nebraska-Omaha,  
1960-74 (1979)  
Lloyd Cardwell, Omaha U.,  
1947-59 (1986)  
W.C. "King" Cole, Nebraska,  
1907-10 (2023)  
Fred Dawson, Nebraska,  
1921-24 (1971)  
Bob Devaney, Nebraska,  
1962-72 (1971)  
Jim Dutcher, Doane,  
1942-52 (1992)  
Charlie Foster, Nebraska-Kearney,  
1945-52 (2003)  
Bill Glassford, Nebraska,  
1949-55 (2002)  
C.L. "Sed" Hartman, Omaha U.,  
1931-42 (1997)  
Bill Jennings, Nebraska,  
1957-61 (1996)  
Lawrence McCeney "Biff" Jones,  
Nebraska, 1937-41 (1971)  
Jerry Joy, Peru State,  
1975-82 (1999)  
A.J. Lewandowski, Nebraska,  
1943-44 (1990)  
Wendell Maupin, Hastings,  
1971-89 (2004)  
Thurlo McCrady, Hastings,  
1926-28 (1995)  
Jack McIntire, Peru State,  
1961-63, 1972-73 (1987)  
Leo McKillip, Dana,  
1985-92 (2011)  
Tom McLaughlin, Hastings,  
1949-63 (1982)

Darrell Morris, Nebraska-Kearney,  
2000-14 (2022)  
Spec Nelson, Midland Lutheran,  
1937-42 (1993)  
Al Papiak, Doane,  
1955-70 (1980)  
Dr. Tom Osborne, Nebraska,  
1973-97 (1998)  
Paul Peterson, Dana,  
1942-61 (1994)  
E.N. Robinson, Nebraska,  
1896-97 (1971)  
Jim Ross, Nebraska (Assistant),  
1962-76 (2005)  
Carl Selmer, Nebraska (Assistant)  
1962-72 (2020)  
Brad Smith, Chadron State,  
1987-2004 (2019)  
E.O. "Jumbo" Stiehm, Nebraska,  
1911-15 (1984)  
Don Watchhorn, Midland Lutheran,  
1971-91 (1989)  
Al Wheeler, Peru State,  
1938-63 (1983)  
Fielding Yost, Nebraska,  
1898 (1971)  
Allen H. Zikmund, Kearney State,  
1955-71 (1977)

#### Hall of Fame Legend Award

Presented for the first time in 2025.

Johnny Rodgers, Nebraska, 2025

#### President's Award

One of the most prestigious awards given by the Nebraska Football Hall of Fame, it is presented by the Executive Committee to deserving individuals for outstanding leadership and service to the University of Nebraska, the Nebraska Athletic Department and the Husker Football Program.

Dan Kelley  
Clifford Hardin, 2010  
Tom Osborne, 2014  
Irv Veitzer, 2017

#### Clarence E. Swanson Memorial Award

Inaugurated by the Nebraska chapter in 1972 to honor a person "for outstanding contributions to the University of Nebraska and the Husker athletic department through personal service, personal support of athletic department programs and dedication to the Husker football program and intercollegiate athletics."

**1972--** Dr. Norman Carlson, Lincoln  
**1973--** Phil Gerelick, Omaha  
**1974--** Otto Baumann,  
San Gabriel, Calif.  
**1975--** Herman Dinklage, Wisner  
**1976--** Irv Veitzer, Omaha  
**1977--** York A. Hinman Jr.,  
North Platte  
**1978--** Emmett J. Junge, Lincoln  
**1979--** Wally Provost, Omaha  
**1980--** Lyle Bremser, Omaha  
**1981--** M.G. "Mutt" Volz, Lincoln  
**1982--** Jim Beltzer, Grand Island  
**1983--** George Abel, Lincoln  
**1984--** Robert Logsdon, Lincoln  
**1985--** H.W. Monsky, Omaha  
**1986--** Joseph Carroll, Lincoln  
**1987--** Dean Kratz, Omaha  
**1988--** Paul Schorr III, Lincoln  
**1989--** D.B. "Woody" Varner,  
Lincoln  
**1990--** Dan Cook, Dallas, Texas

1991--	Lee Sapp, Omaha
1992--	Bob Devaney, Lincoln
1993--	Charles C. Myers, Omaha
1994--	Martin Massengale, Lincoln
1995--	Milton Ebers, Fremont
1996--	Richard Herman, Los Angeles
1997--	Don Bryant, Lincoln
1998--	John Payne, Kearney
1999--	Dr. John W. (Jack) Goebel, Lincoln
2000--	Howard Hawks, Omaha
2001--	Harold and Marian Andersen, Omaha
2002--	Dale Jensen, Scottsdale, Ariz.
2003--	Gates Minnick, Lincoln
2004--	Kenneth Morrison, Hastings
2005--	Russell and E. Louise Brehm, Lincoln
2006--	Richard A. Robinson Family, Norfolk
2007--	Joe Silverman, Lincoln
2008--	Bill and Betty Cook, Beatrice
2009--	Walter and Suzanne Scott Family, Omaha
2010--	David and Peggy Sokol, Omaha
2011--	Jay and Kim Noddle, Omaha
2012--	Dan and Cara Whitney, Pawnee City
2013--	Ernie and Jan Thayer, Grand Island
2014--	Kim and Jill Wolfe, Columbus
2015--	Kelly and Virginia Holthus, York
2016--	Mike and Julie Jacobson, North Platte
2017--	Tom and Rhonda Peed, Lincoln
2018--	Bill and Ruth Scott, Omaha
2019--	Tom and Patty Hastings, Omaha
2020--	Duane and Phyllis Acklie Family, Lincoln
2021--	2020 winners recognized (Covid-19)
2022--	Marlene Ricketts, Omaha
2023--	Lauritzen Family, Omaha
2024--	Angie and Dan Muhleisen, Lincoln
2025--	Dr. Robert Dugas, Lincoln

#### **Lyell Bremser Merit Award**

Inaugurated by the Nebraska chapter in 1974, to honor a person "with a background of interest in and support of intercollegiate football, who has made a sizeable contribution to society through public service and/or self sacrifice."

1974--	Lloyd Grimm, Omaha
1975--	Gregg McBride, Omaha
	Charles S. "Cy" Sherman, Lincoln
1976--	Frederick Ware, Omaha
	Ralph Beechner, Lincoln
	Maurice "Skip" Palrang, Omaha
	Jim Ross, Lincoln
1977--	Floyd Bottorff, Lincoln
1978--	Paul Schneider, Lincoln
1979--	Ursula Walsh, Lincoln
1980--	John K. Selleck, Lincoln;
	Charles Washington, Omaha
1981--	Burton Newton, Lincoln
1982--	Helen Ruth Wagner, Lincoln
1983--	James S. Pittenger, Lincoln
1984--	Don Bryant, Lincoln
1985--	George F. Sullivan, Lincoln
1986--	Dr. Paul Goetowski, Lincoln
1987--	Dr. Pat Clare, Lincoln
1988--	Gail Gade, Lincoln

1989--	Mike Corgan, Lincoln
	Bill Shepard, Lincoln
1990--	Bob Billings, Omaha
1991--	Dr. Samuel Fuenning, Lincoln
1992--	Jack Payne, Omaha
1993--	Boyd Epley, Lincoln
1994--	John Melton, Lincoln
1995--	Al Papik, Lincoln
1996--	Tom Allan, Omaha
1997--	Dr. Walter Reiss, California
1998--	Dr. Raymond Peterson, California
1999--	Ruth Michalecki, Lincoln
2000--	John Hay, Sacramento, Calif.
2001--	Jerry Weber, Lincoln
2002--	Gary Fouraker, Lincoln
2003--	Dr. Barbara Hibner, Lincoln
2004--	Charlie McBride, Fountain Hills, Ariz.
2005--	Milt Tenopir, Lincoln, Neb.
2006--	Irv Veitzer, Omaha, Neb.
2007--	George Darlington, Lincoln, Neb.
2008--	Dan Young, Lincoln
2009--	Cletus, Kenneth, Rex and Pat Fischer and Families
2010--	Jon and Joyanne Van Bloom, Lincoln
2011--	Bruce and Darla Evertson, Kimball
2012--	Ron and Jeanie Carson, Omaha
2013--	Tom and Mary Hansen, Papillion
2014--	Dan and Lisa Koch, Elkhorn
2015--	Byron and Olinda Boslau, Lincoln
2016--	Dr. Tom and Nancy Heiser, Lincoln
2017--	Chris Anderson, Lincoln
	Pat Logsdon, Lincoln
2018--	Jim and Mary Abel, Lincoln
2019--	Butch Hug, Lincoln
	Shot Kleen, Lincoln
2020--	Jim and Suzanne Piller, Columbus
2021--	2020 winners recognized (Covid-19)
2022--	Dr. Lonnie Albers, Lincoln
	Mike Arthur, Lincoln
2023--	Jim and Sharri Baldanado, Elwood
2024--	Joe Selig, Lincoln
2025--	Dennis Leblanc, Lincoln

#### **Nebraska Chapter, Scholarship Winners**

1973--	Mike Beren, Nebraska
1974--	Jeff Hill, Nebraska
	Mike O'Holleran, Nebraska
1975--	Dan Anderson, Nebraska
	Marvin Beck, UNO
1976--	Mike Coyle, Nebraska
	John Thomsen, UNO
1977--	Carl Anderson III, UNO
	Duane Fritz, Chadron State
1978--	Ted Harvey, Nebraska
	Steve Bates, Kearney State
1979--	Jim Piller, Nebraska
1980--	Bill Weidner, Hastings
1981--	Jeff Finn, Nebraska
	Mark Christensen, Doane
1982--	Ric Lindquist, Nebraska
1983--	Mike Mandelko, Nebraska
	Greg Havelka, UNO
1984--	Mike Tranmer, Nebraska
	Charles Mitchell, Chadron State
	Kirk Hutton, UNO
1985--	Scott Strasburger, Nebraska
1986--	Jerry Kripal, UNO
1987--	Chris Carr, Nebraska
	Paul LaFond, UNO
1988--	none
1989--	Tom Welter, Nebraska
1990--	Bill Bobbora, Nebraska
	John Baumann, Doane
	James Gallentine, Hastings

1991--	Matt Korte, Concordia
1992--	Dan Sellon, UNO
	George Achola, Nebraska
	Curtis Fox, Nebraska Wesleyan
1993--	Mark Fritch, Peru State
	John McMillen, Nebraska
1994--	Troy Branch, Nebraska
	Ryan Buckley, Hastings
	Stephen Gaines, Peru State
1995--	Kevin Christiansen, Nebraska Wesleyan
	W. LaMont Rainey, Wayne State
	Matt Shaw, Nebraska
1996--	Steve Volin, Nebraska
1997--	David Seizys, Nebraska
	Scott Reynolds, Hastings
1998--	Chad Wiesler, Doane
1999--	Monte Christo, Nebraska
	Larry Brown, UNO
2000--	Adam Julch, Nebraska
	Andy Stine, UNO
	Wayne Webster, Doane
2001--	Mark Penticco, Doane
	Jake McKee, Nebraska
2002--	Chad Geiger, UNO
	Mike Muma, UNK
2003--	Will Dabbert, Nebraska
	Justin Stark, Doane
2004--	Curt Tomasevich, Nebraska
	Tim Clemenger, Peru State
2005--	Dusty Keiser, Nebraska
	Randall Hopkins, UNO
2006--	Blake Tiedtke, Nebraska
2007--	Dane Todd, Nebraska
	Greg Wilmes, Dana College
2008--	Nick Baldetti, Wayne State

#### **Orange Bowl Hall of Fame**

	Jerry Tagge (1969-71, 1989*)
	Rich Glover (1970-72, 1990*)
	Bob Brown (1961-63, 1994*)
	Mike Rozier (1981-83, 1995*)
	Johnny Rodgers (1970-72, 1996*)
	Dave Rimington (1980-83, 2010*)
	Irving Fryar (1981-83, 2001*)
	Tommie Frazier (1992-95, 2002*)
	Turner Gill (1981-83, 2006*)
	Ahman Green (1995-97, 2014*)
	Barry Alvarez (1965-67, 2016*)
	Scott Frost (1995-97, 2018*)
	Grant Wistrom (1994-97, 2022*)
	Coach Bob Devaney (1962-72, 1976*)
	Coach Tom Osborne (1973-1997, 1991*)

*\*year of induction*

#### **Fiesta Bowl 50th Anniversary Team**

	(Named in 2020)
	Tommie Frazier (1996)
	Tom Osborne
	(1975, 1986, 1988, 1990, 1996)
	Lawrence Phillips (1996)

#### **Sugar Bowl Hall of Fame**

	Tony Davis (1972-74, 2021*)
--	-----------------------------

# Nebraska NFL Draftees

## Year-- Round--Player, Position, Team

<b>1936--</b> 3rd--Bernie Scherer, E, Green Bay	<b>1965--</b> 3rd--Kent McCloughan, B, Washington	11th--Dean Gissler, DT, Washington
<b>1937--</b> 1st--Sam Francis, B, Philadelphia	(3) 12th--John Strohmeier, T, Washington (future)	12th--John O'Leary, RB, Chicago
(3) 1st--Lloyd Cardwell, B, Detroit	19th--Preston Love, B, Detroit	13th--Brad Jenkins, TE, Tampa Bay
1st--Les McDonald, E, Chicago	<b>1966--</b> 2nd--Walt Barnes, T, Washington	13th--John Lee, DT, San Diego
<b>1938--</b> 5th--Fred Shirey, T, Philadelphia	(8) 3rd--Tony Jeter, E, Green Bay	14th--Larry MUSHINSKI, TE, Dallas
(4) 6th--Elmer Dohrmann, E, Washington	3rd--Bob Pickens, OT, Chicago (future)	16th--Rich Costanzo, OG, Dallas
8th--Ted Doyle, T, New York Giants	12th--Dick Czap, OT, Cleveland (future)	<b>1977--</b> 2nd--Mike Fultz, DT, New Orleans
9th--Johnny Howell, B, Green Bay	13th--James Brown, G, St. Louis	(6) 4th--Vince Ferragamo, QB, LA Rams
<b>1939--</b> 3rd--Charley Brock, C, Green Bay	16th--Lynn Senkbeil, LB, Chicago (future)	5th--Ray Phillips, LB, Cincinnati
(3) 9th--Bill Callihan, B, Detroit	19th--Dick Fitzgerald, T, San Francisco (future)	6th--Ron Pruitt, DE, Buffalo
9th--Bob Mills, T, New York Giants	<b>1967--</b> 3rd--Harry Wilson, HB, Philadelphia	7th--Bob Lingenfelter, OT, Cleveland
<b>1940--</b> 8th--George Seeman, E, Green Bay	(5) 4th--Carel Stith, OT, Houston	11th--Dave Butterfield, DB, NY Jets
<b>1941--</b> 3rd--Harry Hopp, B, Detroit	9th--Ron Kirkland, HB, Baltimore	2nd--Brett Moritz, OG, Tampa Bay
(6) 4th--Walt Luther, B, Cleveland	10th--Pete Tatman, FB, Minnesota	(8) 3rd--Stan Waldemore, OT, Atlanta
5th--Royal Kahler, T, Philadelphia	13th--Kaye Carstens, DB, Chicago	4th--Dodie Donnell, RB, NY Jets
6th--Herman Rohrig, B, Green Bay	<b>1968--</b> 4th--Wayne Meylan, LB, Cleveland	5th--Ken Spaeth, TE, Buffalo
7th--Ray Prochaska, E, Cleveland	(3) 5th--Ben Gregory, RB, Buffalo	6th--Tom Davis, C, Oakland
16th--Warren Alfson, G, Brooklyn	7th--Bob Taucher, OT, Dallas	7th--Mark Dufresne, TE, Pittsburgh
<b>1942--</b> 5th--Vike Francis, B, Brooklyn	<b>1969--</b> 7th--James Hawkins, DB, LA Rams	7th--Monte Anthony, RB, Baltimore
(3) 16th--George Abel, G, Chicago	(2) 12th--Dick Davis, RB, Cleveland	10th--George Jorgensen, OG, NY Giants
17th--Fred Preston, E, Green Bay	<b>1970--</b> 7th--Jim McFarland, TE, St. Louis	<b>1979--</b> 1st--George Andrews, LB, LA Rams
<b>1943--</b> 10th--Vic Schleich, T, Brooklyn	(8) 7th--Ken Geddes, LB, Detroit	(8) 1st--Kelvin Clark, OT, Denver
(2) 12th--Al Zikmund, B, Chicago	8th--Dana Stephenson, DB, Chicago	3rd--Barney Cotton, OG, Cincinnati
<b>1944--</b> 15th--Bert Gissler, E, Green Bay	8th--Mike Wynn, DE/DT, Oakland	3rd--Rick Berns, RB, Tampa Bay
(3) 25th--Howard Debus, B, Boston	10th--Frank Patrick, TE, Green Bay	6th--Steve Lindquist, OG, Miami
27th--Al Grubaugh, T, Green Bay	15th--Bob Liggett, DT, Kansas City	7th--Lee Kunz, LB, Chicago
<b>1945--</b> 13th--Wally Hopp, B, Detroit	16th--Mike Green, RB, San Diego	10th--Frank Lockett, WR, Green Bay
(2) 18th--Frank Hazard, G, Green Bay	17th--Glenn Patterson, C, Dallas	11th--Randy Poeschl, DT, Cleveland
<b>1946--</b> (none selected)	<b>1971--</b> 2nd--Joe Orduna, RB, San Francisco	<b>1980--</b> 1st--Junior Miller, TE, Atlanta
<b>1947--</b> 10th--Carl Samuelson, T, LA Rams	(4) 3rd--Bob Newton, OT, Chicago	(10) 3rd--Tim Smith, WR, Houston
<b>1948--</b> 23rd--John Pesek, E, LA Rams	8th--Paul Rogers, K, Pittsburgh	3rd--Rod Horn, DT, Cincinnati
(3) 32nd--Tom Novak, C, Philadelphia	11th--Dan Schneiss, TE, New England	3rd--Bill Barnett, DT, Miami
<b>1949--</b> 23rd--Cletus Fischer, B, NY Giants	<b>1972--</b> 1st--Jerry Tagge, QB, Green Bay	4th--I. M. Hipp, RB, Atlanta
<b>1950--</b> 4th--Tom Novak, C, Chicago	(6) 1st--Jeff Kinney, RB, Kansas City	5th--Dan Pensick, DT, Kansas City
(2) 26th--Charley Toogood, T, Cleveland	1st--Larry Jacobson, DT, NY Giants	7th--John Havekost, OG, Denver
<b>1951--</b> 3rd--Charley Toogood, T, LA Rams	5th--Carl Johnson, OT, New Orleans	9th--Kelly Saalfeld, C, Green Bay
(2) 4th--Fran Nagle, B, Philadelphia	8th--Van Brownson, QB, Baltimore	10th--Mark Goodspeed, OT, Miami
<b>1952--</b> 14th--Frank Simons, E, San Francisco	10th--Keith Wortman, OG, Green Bay	10th--Kenny Brown, WR, Minnesota
<b>1953--</b> 4th--Don Boll, G, Washington	<b>1973--</b> 1st--Johnny Rodgers, WR, San Diego	<b>1981--</b> 2nd--Russell Gary, DB, New Orleans
(3) 7th--Bobby Reynolds, B, LA Rams	(10) 2nd--Willie Harper, LB, San Francisco	(7) 2nd--Andra Franklin, RB, Miami
9th--Ed Husmann, G, Chicago Cardinals	2nd--Monte Johnson, DT, Oakland	2nd--Jarry Redwine, RB, Minnesota
<b>1954--</b> 3rd--Ted Connor, T, Philadelphia	3rd--Bill Olds, RB, Baltimore	4th--Derrie Nelson, LB, Dallas
(3) 9th--Jerry Minnick, G/T, Washington	3rd--Rich Glover, DT, NY Giants	9th--John Noonan, WR, Miami
14th--Ray Novak, B, Detroit	5th--Doug Dumler, C, New England	9th--Randy Schleusener, OG, Cleveland
<b>1955--</b> 5th--Don Glantz, T, Washington	8th--Joe Blahak, DB, Houston	12th--Joe Adams, OG, St. Louis
(4) 11th--Ron Clark, B, Green Bay	8th--Bill Janssen, OT, Pittsburgh	1st--Jimmy Williams, LB, Detroit
15th--Bob Smith, B, Cleveland	10th--Dave Mason, DB, Minnesota	3rd--Rodney Lewis, DB, New Orleans
24th--Charles Bryant, G, Green Bay	11th--Jerry List, RB, Oakland	7th--Henry Waechter, DT, Chicago
<b>1956--</b> (none selected)	<b>1974--</b> 1st--John Dutton, DT, Baltimore	7th--Phil Bates, RB, Detroit
<b>1957--</b> 18th--Clarence Cook, E, Los Angeles	(7) 4th--Steve Manstedt, DE, Houston	12th--Tom Carlstrom, OG, NY Jets
(2) 18th--LaVerne Torczon, G, Cleveland	6th--Daryl White, OT, Cincinnati	<b>1983--</b> 1st--Dave Rimington, C, Cincinnati
<b>1958--</b> (none selected)	6th--Maury Damkroger, RB, New England	(7) 2nd--Roger Craig, RB, San Francisco
<b>1959--</b> (none selected)	8th--Frosty Anderson, WR, New Orleans	3rd--Jamie Williams, TE, NY Giants
<b>1960--</b> (none selected)	9th--Bob Wolfe, OT, Miami	6th--Todd Brown, WR, Detroit
<b>1961--</b> 4th--Ron McDole, T, St. Louis	13th--Ralph Powell, RB, Atlanta	10th--Jeff Merrell, NT, San Francisco
(2) 17th--Pat Fischer, B, St. Louis	<b>1975--</b> 1st--Tom Ruud, LB, Buffalo	10th--Toby Williams, DE, New England
<b>1962--</b> (none selected)	(12) 2nd--Bob Nelson, LB, Buffalo	10th--Bruce Mathison, QB, San Diego
<b>1963--</b> 3rd--Dennis Claridge, B, Green Bay (future)	4th--John Starkebaum, LB, New Orleans	<b>1984 regular phase--</b>
(3) 5th--Bill Thornton, B, St. Louis	5th--Dave Humm, QB, Oakland	(3) 1st--Irving Fryar, WR, New England
11th--Dave Theisen, B, LA Rams (future)	6th--Don Westbrook, WR, Baltimore	1st--Dean Steinkuhler, OT, Houston
<b>1964--</b> 1st--Bob Brown, G, Philadelphia	6th--Mark Doak, OT, Washington	6th--Scott Raridon, OT, Philadelphia
(9) 1st--Lloyd Voss, T, Green Bay	6th--Tom Alward, OG, NY Jets	<b>1984 supplemental phase--</b>
5th--Rudy Johnson, B, San Francisco	6th--Marvin Crenshaw, OT, Pittsburgh	(3) 1st--Mike Rozier, RB, Houston
5th--John Kirby, LB, Minnesota	11th--Ardell Johnson, DB, Washington	3rd--Turner Giff, QB, NY Jets
9th--Willie Ross, B, St. Louis	14th--Ritch Bahe, WR, St. Louis	3rd--Mark Schellen, RB, San Francisco
15th--Monte Kiffin, T, Minnesota (future)	16th--Dennis Pavelka, OT, Washington	<b>1985--</b> 2nd--Mark Traynowicz, C, Buffalo
9th--Larry Kramer, T, Baltimore (future)	17th--Stan Hegener, OG, Pittsburgh	(6) 2nd--Mark Behning, OT, Pittsburgh
18th--Robert Jones, G, Washington	<b>1976--</b> 3rd--Rik Bonness, LB, Oakland	7th--Bret Clark, DB, LA Raiders
20th--Bob Hohn, HB, LA Rams (future)	(11) 4th--Tony Davis, RB, Cincinnati	9th--Scott Strasburger, LB, Dallas
	4th--Wonder Monds, DB, Pittsburgh	10th--Jeff Smith, RB, Kansas City
	6th--Bob Martin, LB, NY Jets	12th--Shane Swanson, WR, Cleveland
	8th--Jim Burrow, DB, Green Bay	<b>1986--</b> 3rd--Tom Rathman, FB, San Francisco
		(4) 3rd--Jim Skow, DE, Cincinnati
		7th--Paul Miles, RB, Seattle
		7th--Bill Lewis, C, LA Raiders
		<b>1987--</b> 1st--Dannny Noonan, DT, Dallas
		(4) 2nd--Brian Davis, CB, Washington

	4th--Marc Munford, LB, Denver
	9th--Brian Parker, OG, NY Giants
1988--	1st--Neil Smith, DT, Kansas City
(7)	4th--Tim Rother, DE, LA Raiders
	6th--Keith Jones, RB, LA Rams
	8th--Keith Neubert, TE, NY Jets
	10th--Hendley Hawkins, WR, Cleveland
	11th--Steve Forch, LB, Chicago
1989--	1st--Broderick Thomas, LB, Tampa Bay
(7)	5th--Lawrence Peta, NT, Detroit
	8th--Dana Brinson, WR, San Diego
	9th--Tim Jackson, DB, Dallas
	10th--Todd Millikan, TE, Chicago
	11th--Willie Griffin, DT, Tampa Bay
	12th--Steve Taylor, QB, Indianapolis
1990--	3rd--Jeff Mills, LB, San Diego
(5)	6th--Kent Wells, DT, Washington
	8th--Ken Clark, RB, Indianapolis
	8th--Gerry Gdowski, QB, New Orleans
	12th--Richard Bell, RB, Pittsburgh
1991--	1st--Bruce Pickens, DB, Atlanta
(6)	1st--Mike Croel, LB, Denver
	8th--Kenny Walker, DT, Denver
	8th--Pat Tyrance, LB, LA Rams
	9th--Tahaun Lewis, DB, LA Raiders
	11th--Joe Sims, DT, Atlanta
1992--	1st--Johnny Mitchell, TE, NY Jets
(7)	3rd--Tyrone Legette, CB, New Orleans
	6th--Nate Turner, TE, Buffalo
	7th--Jon Bostick, SE, Denver
	7th--Curtis Cotton, CB, LA Raiders
	11th--Mike Petko, LB, New England
	12th--Keithen McCant, QB, Cleveland
1993--	2nd--John Parrella, DT, Buffalo
(6)	3rd--Will Shields, OG, Kansas City
	4th--Derek Brown, RB, New Orleans
	5th--Tyrone Hughes, SE/DB, New Orleans
	7th--Tyrone Hill, OLB, Cleveland
	7th--Lance Lewis, FB, Indianapolis
1994--	1st--Trev Alberts, OLB, Indianapolis
(5)	2nd--Toby Wright, ROV, LA Rams
	3rd--Calvin Jones, RB, LA Raiders
	4th--John Reece, FS, Arizona
	7th--Lance Lundberg, OT, New Orleans
1995--	2nd--Zach Wiegert, OT, St. Louis
(7)	3rd--Brenden Stai, OG, Pittsburgh
	3rd--Troy Dumas, LB, Kansas City
	4th--Rob Zatechka, OT, NY Giants
	4th--Donta Jones, OLB, Pittsburgh
	6th--Cory Schlesinger, FB, Detroit
	6th--Barron Miles, CB, Pittsburgh
1996--	1st--Lawrence Phillips, RB, St. Louis
(6)	3rd--Tyrone Williams, CB, Green Bay
	4th--Aaron Graham, C, Arizona
	5th--Christian Peter, DT, New England
	6th--Doug Colman, LB, NY Giants
	6th--Tony Veland, FS, Denver
1997--	1st--Michael Booker, CB, Atlanta
(8)	2nd--Jared Tomich, DE, New Orleans
	2nd--Mike Minter, S, Carolina
	3rd--Adam Treu, OT, Oakland
	4th--Chris Dishman, OT, Arizona
	5th--Jamel Williams, LB, Washington
	5th--Eric Stokes, FS, Seattle
	7th--Jon Hesse, LB, Jacksonville
1998--	1st--Grant Wistrom, DE, St. Louis
(6)	1st--Jason Peter, DT, Carolina
	3rd--Scott Frost, QB, NY Jets
	3rd--Ahman Green, RB, Seattle
	7th--Aaron Taylor, OG, Indianapolis
	7th--Eric Warfield, DB, Kansas City
1999--	2nd--Mike Rucker, RE, Carolina
(7)	4th--Joel Makovicka, RB, Arizona
	4th--Jason Wiltz, DL, NY Jets
	5th--Jay Foreman, LB, Buffalo
	7th--Chad Kelsay, LB, Pittsburgh
	7th--Kris Brown, PK, Pittsburgh
	7th--Sheldon Jackson, TE, Buffalo

2000--	2nd--Mike Brown, ROV, Chicago
(3)	3rd--Steve Warren, DT, Green Bay
	5th--Ralph Brown, CB, NY Giants
2001--	2nd--Kyle Vanden Bosch, RE, Arizona
(7)	2nd--Dominic Raiola, C, Detroit
	4th--Carlos Polk, LB, San Diego
	4th--Correll Buckhalter, RB, Philadelphia
	5th--Russ Hochstein, OG, Tampa Bay
	6th--Bobby Newcombe, WR, Arizona
	6th--Dan Alexander, RB, Tennessee
2002--	2nd--Toniu Fonoti, OG, San Diego
(4)	3rd--Eric Crouch, WR, St. Louis
	4th--Keyuo Craver, CB, New Orleans
	7th--Tracey Wistrom, TE, Tampa Bay
2003--	2nd--Chris Kelsay, RE, Buffalo
(4)	4th--DeJuan Groce, CB, St. Louis
	7th--Josh Brown, PK, Seattle
	7th--Scott Shanle, LB, St. Louis
2004--	4th--Demorrio Williams, LB, Atlanta
(5)	6th--Jammal Lord, S, Houston
	6th--Josh Sewell, C, Denver
	7th--Ryon Bingham, DT, San Diego
	7th--Trevor Johnson, DE, NY Jets
2005--	1st--Fabian Washington, CB, Oakland
(4)	2nd--Barrett Ruud, LB, Tampa Bay
	2nd--Josh Bullocks, S, New Orleans
	3rd--Richie Incognito, OL, St. Louis
2006--	2nd--Daniel Bullocks, S, Detroit
(4)	6th--Sam Koch, P, Baltimore
	6th--Le Kevin Smith, DT, New England
	7th--Titus Adams, DT, NY Jets
2007--	1st--Adam Carriker, DE, St. Louis
(4)	2nd--Brandon Jackson, IB, Green Bay
	3rd--Stewart Bradley, LB, Philadelphia
	4th--Jay Moore, DE, San Francisco
2008--	5th--Zackary Bowman, CB, Chicago
(3)	5th--Carl Nicks, OL, New Orleans
	6th--Bo Ruud, LB, New England
2009--	5th--Cody Glenn, LB, Washington
(3)	6th--Matt Slauson, OL, NY Jets
	7th--Lydon Murtha, OL, Detroit
2010--	1st--Ndamukong Suh, DT, Detroit
(3)	4th--Phillip Dillard, LB, NY Giants
	5th--Larry Asante, S, Cleveland

2011--	1st--Prince Amukamara, DB, NY Giants
(7)	4th--Roy Helu Jr., RB, Washington
	4th--Alex Henery, PK/P, Philadelphia
	5th--DeJon Gomes, DB, Washington
	6th--Niles Paul, WR, Washington
	6th--Keith Williams, OL, Pittsburgh
	7th--Eric Hagg, DB, Cleveland
2012--	2nd--Lavonte David, LB, Tampa Bay
(4)	4th--Jared Crick, DT, Houston
	7th--Alfonzo Dennard, DB, New England
	7th--Marcel Jones, OT, New Orleans
2013--	6th--Rex Burkhead, RB, Cincinnati
(2)	7th--Daimon Stafford, SS, Tennessee
2014--	2nd--Stanley Jean-Baptiste, CB, New Orleans
(3)	3rd--Spencer Long, OL, Washington
	6th--Quincy Enunwa, WR, NY Jets
2015--	2nd--Ameer Abdullah, IB, Detroit
(3)	2nd--Randy Gregory, DE, Dallas
	5th--Kenny Bell, WR, Tampa Bay
2016--	3rd--Maliek Collins, DT, Dallas
(4)	3rd--Vincent Valentine, DT, New England
	4th--Alex Lewis, OL, Baltimore
	6th--Andy Janovich, FB, Denver
2017--	5th--Nathan Gerry, S, Philadelphia
2018--	6th--Tanner Lee, QB, Jacksonville
2019--	(none selected)
2020--	6th--Khail Davis, DL, Tampa Bay
(2)	7th--Carlos Davis, Pittsburgh
2021--	5th--Brenden Jaimies, OL, Los Angeles Chargers
	7th--Matt Farniok, OL, Dallas
2022--	2nd--Cam Jurgens, OL, Philadelphia
(3)	2nd--Cam Taylor-Britt, DB, Cincinnati
	7th--Samori Toure, WR, Green Bay
2023--	6th--Trey Palmer, WR, Tampa Bay
(2)	6th--Ochaun Mathis, DE, Los Angeles Rams
2024--	(none selected)
2025--	4th--Ty Robinson, DL, Philadelphia
	7th--Thomas Fidone II, TE, NY Giants

## Huskies Drafted in the First Round

Year	Player	Pos.	Team	Pick
1937	Sam Francis*	FB	Philadelphia	1st
1937	Lloyd Cardwell	HB	Detroit	7th
1937	Les McDonald	End	Chicago	8th
1964	Bob Brown	Guard	Philadelphia	8th
1964	Lloyd Voss	Tackle	Green Bay	13th
1972	Jeff Kinney	HB	Kansas City	23rd
1972	Jerry Tagge	QB	Green Bay	11th
1972	Larry Jacobson	Tackle	New York	24th
1973	Johnny Rodgers	HB	San Diego	25th
1974	John Dutton	Tackle	Baltimore	5th
1975	Tom Ruud	LB	Buffalo	19th
1979	George Andrews	LB	L.A. Rams	19th
1979	Kelvin Clark	Tackle	Denver	22nd
1980	Junior Miller	TE	Atlanta	7th
1982	Jimmy Williams	LB	Detroit	15th
1983	Dave Rimington	Center	Cincinnati	25th
1984	Irving Fryar*	WR	New England	1st
1984	Dean Steinkuhler	Guard	Houston	2nd
1984	Mike Rozier**	RB	Houston	1st
1987	Danny Noonan	MG	Dallas	12th
1988	Neil Smith	DT	Kansas City	2nd
1989	Broderick Thomas	OLB	Tampa Bay	6th
1991	Bruce Pickens	DB	Atlanta	3rd
1991	Mike Croel	OLB	Denver	4th
1992	Johnny Mitchell	TE	N.Y. Jets	15th
1994	Trev Alberts	OLB	Indianapolis	5th
1996	Lawrence Phillips	RB	St. Louis	6th
1997	Michael Booker	CB	Atlanta	11th
1998	Grant Wistrom	RE	St. Louis	6th
1998	Jason Peter	DT	Carolina	14th
2005	Fabian Washington	CB	Oakland	23rd
2007	Adam Carriker	DE	St. Louis	13th
2010	Ndamukong Suh	DT	Detroit	2nd
2011	Prince Amukamara	DB	N.Y. Giants	19th

\*First player chosen. \*\*Chosen in supplemental draft.

# Huskers in Pro Football

## A-E

- Abdullah, Amer--  
Detroit Lions (NFL), 2015-16-17  
Minnesota Vikings (NFL), 2018-19-20  
Carolina Panthers, 2021  
Las Vegas Raiders, 2022-23-24  
Adams, Demoin--  
Edmonton Eskimos (CFL), 2004  
Adams, Titus--  
New York Giants, 2006  
New England Patriots, 2009  
Cleveland Browns, 2009-10  
Adduci, Nick--  
Washington Redskins, 1954-55  
Akinmoladun, Freedom--  
Cincinnati Bengals, 2019-20  
New York Jets, 2021  
Philadelphia Stars, 2022 (USFL)  
St. Louis BattleHawks, 2023, 2024 (UFL)  
Alberts, Trev--  
Indianapolis Colts, 1994-95-96  
Allen, Austin--  
New York Giants, 2022  
Green Bay Packers, 2022-23  
Arlington Renegades (UFL), 2024  
Alexander, Dan--  
Tennessee Titans, 2001  
Jacksonville Jaguars, 2002  
Alfon, Warren--  
Brooklyn Dodgers, 1941  
Alward, Tom--  
Birmingham Vulcans (WFL), 1975  
Tampa Bay Buccaneers, 1976  
Amos, Willie--  
Winnipeg Blue Bombers (CFL), 2008  
Edmonton Eskimos (CFL), 2009-10  
Amukamara, Prince--  
New York Giants, 2011-12-13-14-15  
Jacksonville Jaguars, 2016  
Chicago Bears, 2017-18-19  
Las Vegas Raiders, 2020  
Arizona Cardinals, 2020  
New Orleans Saints, 2021  
Anderson, Eric--  
Amsterdam (NFL Europe), 1998-99  
Anderson, Mike--  
Amsterdam (WLAF), 1995  
Anderson, Zaire--  
Denver Broncos, 2015-16-17  
Andrews, George--  
Los Angeles Rams, 1979-80-81-82-83-84-85  
Ankrah, Jason--  
Houston Texans, 2014  
Tennessee Titans, 2015  
Anthony, Monte--  
Baltimore Colts, 1978  
Asante, Larry--  
Tampa Bay Buccaneers, 2010-11  
Indianapolis Colts, 2013  
Oakland Raiders, 2014-15  
Ashburn, Cliff--  
New York Giants, 1929  
Chicago Bears, 1930  
Banks, Jahmal--  
Baltimore Ravens, 2025  
Barnes, Walt--  
Washington Redskins, 1966-67-68-69-70-71  
Denver Broncos, 1973  
Barnett, Bill--  
Miami Dolphins, 1980-81-82-83-84-85  
Bassett, Henry--  
Kansas City Cowboys, 1924  
Behning, Mark--  
Pittsburgh Steelers, 1985-86  
Bell, Kenny--  
Tampa Bay Buccaneers, 2015  
Baltimore Ravens, 2016-17  
Bell, Richard--  
Pittsburgh Steelers, 1990  
Berns, Rick--  
Tampa Bay Buccaneers, 1979-80  
Los Angeles Raiders, 1982-83  
Berquist, Joy--  
Kansas City Cowboys, 1924-26  
Chicago Cardinals, 1927  
Bingham, Ryon--  
San Diego Chargers, 2004-05-06-07-08-09  
Blahak, Joe--  
Houston Oilers, 1973  
Minnesota Vikings, 1974-75  
New England Patriots, 1976  
Minnesota Vikings, 1977  
Blankenship, Brian--  
Pittsburgh Steelers, 1987-89-90-91  
Bloodgood, Elbert--  
Kansas City Cowboys, 1925-26  
Cleveland Bulldogs, 1927  
New York Giants, 1928  
Green Bay Packers, 1930  
Boll, Don--  
Washington Redskins, 1953-54-55-56-57-58-59  
New York Giants, 1960  
Bonness, Rick--  
Oakland Raiders, 1976  
Tampa Bay Buccaneers, 1977-78-79-80  
Booker, Michael--  
Atlanta Falcons, 1997-98-99  
Tennessee Titans, 2000-01  
Bootle, Dicaprio--  
Kansas City Chiefs, 2021-22  
Carolina Panthers, 2023  
Los Angeles Chargers, 2024  
Bowman, Zackary--  
Chicago Bears, 2008-09-10-11-12-13  
New York Giants, 2014  
Miami Dolphins, 2015  
Bradley, Stewart--  
Philadelphia Eagles, 2007-08-09-10  
Arizona Cardinals, 2011-12  
Denver Broncos, 2013  
Brinson, Dana--  
San Diego Chargers, 1989  
London Monarchs (WLAF), 1991  
Bristow, George--  
Providence Steamrollers, 1925  
Broadstone, Marion--  
New York Giants, 1931  
Brock, Charles--  
Green Bay Packers, 1939-40-41-42-43-44-45-46-47  
Brown, Bob--  
Philadelphia Eagles, 1964-65-66-67-68  
Los Angeles Rams, 1969-70  
Oakland Raiders, 1971-72-73  
Brown, Derek--  
New Orleans Saints, 1993-94-95-96  
Brown, Josh--  
Seattle Seahawks, 2003-04-05-06-07  
St. Louis Rams, 2008-09-10-11  
Cincinnati Bengals, 2012  
New York Giants, 2013-14-15-16  
Brown, Kris--  
Pittsburgh Steelers, 1999-00-01  
Houston Texans, 2002-03-04-05-06-07-08-09  
Dallas Cowboys, 2010  
San Diego Chargers, 2010  
Brown, Mike--  
Chicago Bears, 2000-01-02-03-04-05-06-07-08  
Kansas City Chiefs, 2009  
Brown, Omar--  
Denver Broncos, 2024  
Green Bay Packers, 2024  
Brown, Ralph--  
New York Giants, 2000-01-02-03  
Minnesota Vikings, 2004-05  
Cleveland Browns, 2006  
Arizona Cardinals, 2007-08-09  
Brown, Todd--  
New York Jets, 1964  
San Francisco 49ers, 1964-65  
Brown, Todd--  
Montreal Concordes (CFL), 1983-84  
Saskatchewan Roughriders (CFL), 1987-88  
Winnipeg Blue Bombers (CFL), 1988  
Buchanan, Pete--  
Toronto Argonauts (CFL), 1989  
Hamilton Tiger-Cats (CFL), 1990  
Buckhalter, Correll--  
Philadelphia Eagles, 2001-02-03-04-05-06-07-08  
Denver Broncos, 2009-10  
Bullock, John--  
Tampa Bay Buccaneers, 2025  
Bullocks, Daniel--  
Detroit Lions, 2006-07-08-09  
Bullocks, Josh--  
New Orleans Saints, 2005-06-07-08  
Chicago Bears, 2009-10  
Burkhead, Rex--  
Cincinnati Bengals, 2013-14-15-16  
New England Patriots, 2017-18-19-20  
Houston Texans, 2021-22  
Burns, Ed--  
New Orleans Saints, 1978-79  
Burrow, Jim--  
Green Bay Packers, 1976  
Montreal Alouettes (CFL), 1977-78-79  
Calgary Stampeders (CFL), 1980  
Ottawa Rough Riders (CFL), 1981  
Byler, Joe--  
New York Giants, 1946  
Callihan, Bill--  
Detroit Lions, 1940-45  
Cardwell, Lloyd--  
Detroit Lions, 1937-38-39-40-41-42-43  
Carriker, Adam--  
St. Louis Rams, 2007-08-09  
Washington Redskins, 2010-11-12-13  
Carter, Cethan--  
Cincinnati Bengals, 2017-18-19-20  
Miami Dolphins, 2021-22  
Chamberlin, Guy--  
Decatur Staleys, 1920  
Chicago Staleys, 1921  
Canton Bulldogs, 1922-23  
Cleveland Bulldogs, 1924  
Frankford Yellowjackets, 1925-26  
Chicago Cardinals, 1927  
Chorney, Terris--  
Edmonton Eskimos (CFL), 1993-94  
Claridge, Dennis--  
Green Bay Packers, 1964-65  
Atlanta Falcons, 1966  
Clark, Bret--  
Tampa Bay Bandits (USFL), 1985  
Atlanta Falcons, 1986-87-88  
Clark, Kelvin--  
Denver Broncos, 1979-80-81  
New Orleans Saints, 1982-83-84-85  
Clark, Ken--  
Indianapolis Colts, 1990-91  
Collins, Malik--  
Dallas Cowboys, 2016-17-18-19  
Las Vegas Raiders, 2020  
Houston Texans, 2021-22-23  
San Francisco 49ers, 2024  
Colman, Doug--  
New York Giants, 1996-97-98  
Tennessee Titans, 1999  
Oakland Raiders, 2000  
Compton, Will--  
Washington Redskins, 2013-14-15-16-17  
Tennessee Titans, 2018  
Oakland Raiders, 2019  
Tennessee Titans, 2020  
Las Vegas Raiders, 2021  
Connor, Ted--  
Toronto Argonauts (CFL), 1954  
Hamilton Tiger-Cats (CFL), 1955  
Cooper, Reggie--  
Dallas Cowboys, 1991  
Cotton, Barney--  
Cincinnati Bengals, 1979  
St. Louis Cardinals, 1980-81-82  
Cotton, Curtis--  
Winnipeg Blue Bombers (CFL), 1995  
Frankfurt Galaxy (WLAF), 1996  
Craig, Roger--  
San Francisco 49ers, 1983-84-85-86-87-88-89-90  
Los Angeles Raiders, 1991  
Minnesota Vikings, 1992-93

Craver, Keyuo--  
New Orleans Saints, 2002-03-04  
Edmonton Eskimos (CFL), 2005-06  
Winnipeg Blue Bombers (CFL), 2009-10

Crick, Jared--  
Houston Texans, 2012-13-14-15  
Denver Broncos, 2016-17

Croel, Mike--  
Denver Broncos, 1991-92-93-94  
New York Giants, 1995  
Baltimore Ravens, 1996  
Seattle Seahawks, 1998

Crouch, Eric--  
Hamburg Sea Devils (NFL Europe), 2005  
Toronto Argonauts (CFL), 2006-07

Damkroger, Maury--  
New England Patriots, 1974-75

Daniels, Damion--  
Houston Texans, 2022  
Houston Gamblers (UFL), 2023  
Michigan Panthers (UFL), 2024

Daniels, Darrion--  
San Francisco 49ers, 2020-21  
Atlanta Falcons, 2022  
Birmingham Stallions (UFL), 2023

David, Lavonte--  
Tampa Bay Buccaneers, 2012-13-14-15-16-17-18-19-20-21-22-23-24

Davis, Brian--  
Washington Redskins, 1987-88-89  
Seattle Seahawks, 1991  
San Diego Chargers, 1993  
Minnesota Vikings, 1994

Davis, Carlos--  
Pittsburgh Steelers, 2020-21-22  
Atlanta Falcons, 2023  
Birmingham Stallions (UFL), 2024  
Cincinnati Bengals, 2024

Davis, Dick--  
Cleveland Browns, 1969  
Denver Broncos, 1970

Davis, Josh--  
New York Jets, 2004

Davis, Khalil--  
Tampa Bay Buccaneers, 2020-22  
Indianapolis Colts, 2021  
Pittsburgh Steelers, 2021  
Los Angeles Rams, 2022  
Birmingham Stallions (UFL), 2023  
Houston Texans, 2023-24  
San Francisco 49ers, 2024

Davis, Tom--  
Toronto Argonauts (CFL), 1978-79  
Ottawa Rough Riders (CFL), 1979  
Denver Broncos, 1980-81  
Denver Gold (USFL), 1983-84-85

Davis, Tony--  
Cincinnati Bengals, 1976-77-78  
Tampa Bay Buccaneers, 1979-80-81  
Boston Breakers (USFL), 1983

DeAngelis, Sandro--  
Calgary Stampeders (CFL), 2005-06-07-08-09  
Hamilton Tiger-Cats (CFL), 2010

DeFruiter, Bob--  
Washington Redskins, 1945-47  
Detroit Lions, 1947  
Los Angeles Rams, 1948

Dennard, Alfonso--  
New England Patriots, 2012-13-14

DeWitz, Herbert--  
Cleveland Bulldogs, 1927

DeWitz, Rufus--  
Kansas City Cowboys, 1924-26

Diedrick, Dahrnan--  
Washington Redskins, 2004-05  
Rhein Fire (NFL Europe), 2005  
Edmonton Eskimos (CFL), 2006  
Montreal Alouettes (CFL), 2006-07-08-09-10-11-12-14  
Hamilton Tiger-Cats (CFL), 2013

Dillard, Phillip--  
New York Giants, 2010

Dishman, Chris--  
Arizona Cardinals, 1997-98-99-00-01-02-03

Dixon, Corey--  
Atlanta Falcons, 1994

Dixon, Gary--  
Southern California Sun (WFL), 1975

Doak, Mark--  
Birmingham Vulcans (WFL), 1975

Domann, JoJo--  
Indianapolis Colts, 2022  
Tennessee Titans, 2023-24

Doyle, Ted--  
Pittsburgh Pirates, 1938  
Pittsburgh Steelers, 1939-40-41-42-45  
Philadelphia-Pittsburgh, 1943  
Chicago-Pittsburgh, 1944

DuBose, Doug--  
San Francisco 49ers, 1987-88  
Sacramento Surge (WLAFF), 1992

Dumas, Troy--  
Kansas City Chiefs, 1995-96-97  
Denver Broncos, 1998

Dumler, Doug--  
New England Patriots, 1973-74-75  
Minnesota Vikings, 1976-77

Dutton, John--  
Baltimore Colts, 1974-75-76-77-78  
Dallas Cowboys, 1979-80-81-82-83-84-85-86-87

Enunwa, Quincy--  
New York Jets, 2014-15-16-17-18-19

Erickson, Mike--  
Berlin Thunder (NFL Europe), 2006

Etienne, LeRoy--  
San Francisco 49ers, 1990

Evans, Ciente--  
Saskatchewan Roughriders (CFL), 2014  
Calgary Stampeders (CFL), 2015-16-17-18  
Montreal Alouettes (CFL), 2019-20-23  
Hamilton Tiger-Cats (CFL), 2021-22  
British Columbia Lions (CFL), 2024

## F-J

Farniok, Matt  
Dallas Cowboys, 2021-22  
Chicago Bears, 2023  
Detroit Lions, 2023  
Arlington Renegades (UFL), 2025

Ferragamo, Vince--  
Los Angeles Rams, 1977-78-79-80-82-83-84-85  
Montreal Alouettes (CFL), 1981  
Buffalo Bills, 1985  
Green Bay Packers, 1985-86

Fidone, Thomas--  
New York Giants, 2025

Finley, Clint--  
Kansas City Chiefs, 2002-03

Fischer, Cletus--  
New York Giants, 1949-50

Fischer, Pat--  
St. Louis Cardinals, 1961-62-63-64-65-66-67  
Washington Redskins, 1968-69-70-71-72-73-74-75-76-77

Fonoti, Toniui--  
San Diego Chargers, 2002-03-04  
Minnesota Vikings, 2005  
Miami Dolphins, 2006

Foreman, Jay--  
Buffalo Bills, 1999-00-01  
Houston Texans, 2002-03-04  
New York Giants, 2005

Frahm, Harold--  
Staten Island Stapletons, 1932  
Philadelphia Eagles, 1935  
Boston Redskins, 1935  
Brooklyn Tigers, 1936

Frain, Todd--  
Washington Redskins, 1987

Francis, Sam--  
Chicago Bears, 1937-38  
Pittsburgh Steelers, 1939  
Brooklyn Dodgers, 1939-40

Franklin, Andra--  
Miami Dolphins, 1981-82-83-84

Frazier, Tommie--  
Montreal Alouettes (CFL), 1996

Frost, Scott--  
New York Jets, 1998-99-00-01  
Cleveland Browns, 2001  
Green Bay Packers, 2002  
Tampa Bay Buccaneers, 2003

Fryar, Charles--  
Barcelona Dragons (WLAFF), 1991

Fryar, Irving--  
New England Patriots, 1984-85-86-87-88-89-90-91-92  
Miami Dolphins, 1993-94-95  
Philadelphia Eagles, 1996-97-98  
Washington Redskins, 1999-00

Fultz, Mike--  
New Orleans Saints, 1977-78-79-80  
Baltimore Colts, 1981

Gary, Russell--  
New Orleans Saints, 1981-82-83-84-85-86  
Philadelphia Eagles, 1986-87-88

Gates, Nick--  
New York Giants, 2018-19-20-21-22  
Washington Commanders, 2023  
Philadelphia Eagles, 2024

Geddes, Ken--  
Los Angeles Rams, 1971-72-73-74-75  
Seattle Seahawks, 1976-77-78

Gerry, Nathan--  
Philadelphia Eagles, 2017-18-19-20  
San Francisco 49ers, 2021  
Washington Commanders, 2022

Gifford, Luke--  
Dallas Cowboys, 2019-20-21-22  
Tennessee Titans, 2023-24

Gill, Turner--  
Montreal Concordes (CFL), 1984-85

Glantz, Don--  
Edmonton Eskimos (CFL), 1955

Glenn, Cody--  
Indianapolis Colts, 2009-10

Glover, Rich--  
New York Giants, 1973  
Shreveport (WFL), 1974  
Philadelphia Eagles, 1975

Golliday, Aaron--  
Scottish Claymores (NFL Europe), 2004

Gomes, Dejon--  
Washington Redskins, 2011-12  
Detroit Lions, 2013

Goodspeed, Mark--  
St. Louis Cardinals, 1980  
Birmingham Stallions (USFL), 1983

Graham, Aaron--  
Arizona Cardinals, 1996-97-98-99  
Kansas City Chiefs, 2000  
Oakland Raiders, 2001  
Tennessee Titans, 2002

Green, Ahman--  
Seattle Seahawks, 1998-99  
Green Bay Packers, 2000-01-02-03-04-05-06-09  
Houston Texans, 2007-08  
Omaha Nighthawks (UFL), 2010

Gregory, Randy --  
Dallas Cowboys, 2015-16-17-18-19-20-21  
Denver Broncos, 2022-23  
San Francisco 49ers, 2023  
Tampa Bay Buccaneers, 2024

Gregory, Ben--  
Buffalo Bills, 1968-69

Groce, DeJuan--  
St. Louis Rams, 2003-04-05  
New Orleans Saints, 2006

Hagg, Eric--  
Cleveland Browns, 2011-12

Hardrick, Jermarcus--  
New Orleans Saints, 2012  
British Columbia Lions (CFL), 2014-15  
Saskatchewan Roughriders (CFL), 2015  
Winnipeg Blue Bombers (CFL), 2016-17-18-19-20-21-22-23  
Saskatchewan Roughriders (CFL), 2024

Harper, Willie--  
San Francisco 49ers, 1973-74-75-76-77-78-79-80-81-82-83  
New Jersey Generals (USFL), 1984

Helu, Roy--  
Washington Redskins, 2011-12-13-14  
Oakland Raiders, 2015

Henery, Alex--  
Philadelphia Eagles, 2011-12-13  
Detroit Lions, 2014

- Henry, Ricky--  
Chicago Bears, 2011  
New Orleans Saints, 2012  
Kansas City Chiefs, 2013-14
- Hesse, Jon--  
Green Bay Packers, 1997  
Denver Broncos, 1997  
St. Louis Rams, 1998  
Scotland (NFL Europe), 1999
- Hill, Travis--  
Cleveland Browns, 1993-94  
Carolina Panthers, 1995
- Hochstein, Russ--  
Tampa Bay Buccaneers, 2001  
New England Patriots, 2002-03-04-05-06-07-08  
Denver Broncos, 2009-10-11  
Kansas City Chiefs, 2012
- Hohn, Bobby--  
Pittsburgh Steelers, 1965-66-67-68-69
- Hokuf, Steve--  
Boston Redskins, 1933-35
- Hollowell, T.J.--  
New York Giants, 2004  
New York Jets, 2005  
Denver Broncos, 2006
- Hopp, Harry--  
Detroit Lions, 1940-41-42-43  
Miami Seahawks, 1946  
Buffalo Bisons, 1946  
Los Angeles Dons, 1947
- Horn, Rod--  
Cincinnati Bengals, 1980-81
- Howell, John--  
Green Bay Packers, 1938
- Hughes, Tyrone--  
New Orleans Saints, 1993-94-95-96  
Chicago Bears, 1997  
Dallas Cowboys, 1998
- Humm, Dave--  
Oakland/Los Angeles Raiders, 1975-76-77-78-79-83-84  
Buffalo Bills, 1980  
Baltimore Colts, 1982
- Hurley, Dan--  
Boston/New Orleans/Portland Breakers (USFL), 1983-84-85  
British Columbia Lions (CFL), 1987
- Husmann, Ed--  
Chicago Cardinals, 1953-56-57-58-59  
Dallas Cowboys, 1960  
Houston Oilers, 1961-62-63-64-65  
Edmonton Eskimos (CFL), 1966
- Hutmacher, Nash--  
Baltimore Ravens, 2025
- Incognito, Richie--  
St. Louis Rams, 2005-06-07-08  
Buffalo Bills, 2009-15-16-17  
Miami Dolphins, 2010-11-12-13  
Oakland Raiders, 2019  
Las Vegas Raiders, 2020-21
- Jackson, Brandon--  
Green Bay Packers, 2007-08-09-10  
Cleveland Browns, 2011-12
- Jackson, Lamar--  
New York Jets, 2020-21  
Chicago Bears, 2022  
Denver Broncos, 2022  
Kansas City Chiefs, 2023  
Carolina Panthers, 2023-24  
Atlanta Falcons, 2024
- Jackson, Sheldon--  
Buffalo Bills, 1999-00-01
- Jackson, Tim--  
Dallas Cowboys, 1989  
Barcelona Dragons (WLAFL), 1991
- Jackson, Vershan--  
Kansas City Chiefs, 1999  
Berlin (NFL Europe), 2000
- Jacobson, Larry--  
New York Giants, 1972-73-74-75
- Jaimes, Brenden--  
Los Angeles Chargers, 2021-22-23-24
- James, Ted--  
Frankford Yellowjackets, 1929
- Janovich, Andy--  
Denver Broncos, 2016-17-18-19  
Cleveland Browns, 2020-21  
Houston Texans, 2022
- Janssen, Bill--  
Charlotte (WFL), 1974
- Jarmon, Sherwin--  
Chicago (WFL), 1974  
San Antonio (WFL), 1975
- Jean-Baptiste, Stanley--  
New Orleans Saints, 2014  
Detroit Lions, 2015  
Seattle Seahawks, 2015-16  
Kansas City Chiefs, 2017  
Jacksonville Jaguars, 2017  
Baltimore Ravens, 2017-18-19  
Toronto Argonauts (CFL), 2020
- Jeter, Tony--  
Pittsburgh Steelers, 1966-68
- Johnson, Bill--  
Boston Patriots, 1966-67-68-69
- Johnson, Brad--  
Boston Breakers (USFL), 1983
- Johnson, Carl--  
New Orleans Saints, 1972-73  
Portland (WFL), 1974
- Johnson, Eric--  
Oakland Raiders, 2000-01-02-03  
Atlanta Falcons, 2004  
Arizona Cardinals, 2005
- Johnson, Monte--  
Oakland Raiders, 1973-74-75-76-77-78-79-80
- Johnson, Rudy--  
San Francisco 49ers, 1964-65  
Atlanta Falcons, 1966
- Johnson, Trevor--  
New York Jets, 2004-05  
New Orleans Saints, 2006  
St. Louis Rams, 2007
- Jones, Bob--  
Washington Redskins, 1964
- Jones, Calvin--  
Los Angeles/Oakland Raiders, 1994-95  
Green Bay Packers, 1996
- Jones, Chris--  
Detroit Lions, 2018-20  
Arizona Cardinals, 2018-19-20  
Minnesota Vikings, 2020  
Tennessee Titans, 2021  
Las Vegas Raiders, 2022  
Seattle Sea Dragons (UFL), 2023  
St. Louis BattleHawks (UFL), 2024
- Jones, Donta--  
Pittsburgh Steelers, 1995-96-97-98  
Carolina Panthers, 1999  
New Orleans Saints, 2000
- Jones, DJ--  
Baltimore Ravens, 2011
- Jones, Keith--  
Cleveland Browns 1989  
Dallas Cowboys, 1990 (IR)
- Jones, Lee--  
Frankfurt Galaxy (WLAFL), 1991
- Jones, Marcel--  
New Orleans Saints, 2012-13  
Baltimore Ravens, 2014-15
- Jurgens, Cam--  
Philadelphia Eagles, 2022-23-24

## K-O

- Kabongo, Patrick--  
Edmonton Eskimos (CFL), 2004-05-06-07-08-09-10-11  
British Columbia Lions (CFL), 2012-13
- Kahler, Bob--  
Green Bay Packers, 1940-41-42-43-44
- Kahler, Royal--  
Pittsburgh Steelers, 1941  
Green Bay Packers, 1942
- Kalu, Joshua--  
Tennessee Titans, 2018-19-20-22  
New York Giants, 2021  
Miami Dolphins, 2023  
Washington Commanders, 2023
- Kelsay, Chad--  
Pittsburgh Steelers, 1999
- Kelsay, Chris--  
Buffalo Bills, 2003-04-05-06-07-08-09-10-11-12
- Kiffin, Monte--  
Winnipeg Blue Bombers (CFL), 1965
- Kinney, Jeff--  
Kansas City Chiefs, 1972-73-74-75  
Buffalo Bills, 1976
- Kirby, John--  
Minnesota Vikings, 1964-65-66-67-68  
New York Giants, 1969-70-71
- Kirkland, Ron--  
Winnipeg Blue Bombers (CFL), 1967
- Knevel, David--  
British Columbia Lions (CFL), 20218-19
- Knox, Mike--  
Denver Broncos, 1987
- Koch, Sam--  
Baltimore Ravens, 2006-07-08-09-10-11-12-13-14-15-16-17-18-19-20-21
- Krenk, Mitch--  
Chicago Bears, 1984-85
- Kunz, Lee--  
Chicago Bears, 1979-80
- Lafleur, Bill--  
Barcelona (NFL Europe), 2001-02  
San Diego Chargers, 2002  
San Francisco 49ers, 2002-03  
San Diego Chargers, 2004
- Larson, Kyle--  
Cincinnati Bengals, 2004-05-06-07-08
- Lee, Jeff--  
St. Louis Cardinals, 1980
- Lee, John--  
San Diego Chargers, 1976-77-78-79-80  
Chicago Blitz (USFL), 1983  
Arizona Wranglers (USFL), 1984
- Lee, Oudious--  
St. Louis Cardinals, 1980  
Boston Breakers (USFL), 1983
- Lee, Tanner--  
Jacksonville Jaguars, 2018
- Legette, Tyrone--  
New Orleans Saints, 1992-93-94-95-96  
Tampa Bay Buccaneers, 1997  
San Francisco 49ers, 1998
- Lowell, Verne--  
Green Bay Packers, 1924-25-26-27-28-29-30-31-32  
New York Yankees, 1927
- Lewis, Alex--  
Baltimore Ravens, 2016-17-18  
New York Jets, 2019-20
- Lewis, Bill--  
Los Angeles Raiders, 1986-87-88-89  
Phoenix Cardinals, 1990-91-92  
New England Patriots, 1993
- Lewis, Rodney--  
New Orleans Saints, 1982-83-84-85-86
- Lewis, Tahaun--  
Kansas City Chiefs, 1992
- Liggett, Bob--  
Kansas City Chiefs, 1970  
British Columbia Lions (CFL), 1971
- Lightner, Keven--  
Montreal Machine (WLAFL), 1991
- Lingenfelter, Bob--  
Cleveland Browns, 1977  
Minnesota Vikings, 1978-1979
- Lockett, Frank--  
Boston/New Orleans/Portland Breakers (USFL), 1983-84-85  
San Antonio Gunslingers (USFL), 1985
- Long, Chace--  
Cologne Centurions (NFL Europe), 2005
- Long, Spencer--  
Washington Redskins, 2014-15-16-17  
Buffalo Bills, 2018-19  
San Francisco 49ers, 2020
- Longwell, Brent--  
Memphis (WFL), 1974-75
- Lord, Jammal--  
Houston Texans, 2004-05
- Luck, Terry--  
Cleveland Browns, 1977  
Winnipeg Blue Bombers (CFL), 1978
- Lyday, Allen--  
Houston Oilers, 1984-85-86-87
- Lyman, Roy--  
Canton Bulldogs, 1922-23-25  
Cleveland Bulldogs, 1924  
Frankford Yellowjackets, 1925  
Chicago Bears, 1926-28-30-31-33-34

- Maher, Brett--  
 New York Jets, 2013-20  
 Dallas Cowboys, 2013-18-19-22  
 Winnipeg Blue Bombers, 2014  
 Ottawa Redblacks (CFL), 2014-15-17  
 Hamilton Tiger-Cats (CFL), 2016  
 Cleveland Browns, 2017  
 Washington Football Team, 2020  
 Arizona Cardinals, 2020-21  
 New Orleans Saints, 2021  
 Denver Broncos, 2023  
 Los Angeles Rams, 2023
- Makovicka, Joel--  
 Arizona Cardinals, 1999-00-01-02
- Manstedt, Steve--  
 Birmingham (WFL), 1974-75  
 Washington Redskins, 1976
- Martin, Bob--  
 New York Jets, 1976-77-78-79  
 San Francisco 49ers, 1979
- Martin, Eric--  
 Cleveland Browns, 2013-14  
 New England Patriots, 2015  
 Winnipeg Blue Bombers (CFL), 2016  
 Toronto Argonauts (CFL), 2016
- Mason, Dave--  
 New England Patriots, 1973  
 Green Bay Packers, 1974
- Masterson, Bernie--  
 Chicago Bears, 1934-35-36-37-38-39-40
- Mathis, Ochaun--  
 Los Angeles Rams, 2023-24  
 New England Patriots, 2024  
 Philadelphia Eagles, 2024
- Mathison, Bruce--  
 San Diego Chargers, 1983-84-85  
 Buffalo Bills, 1985  
 San Diego Chargers, 1986  
 Seattle Seahawks, 1987-88
- McCant, Keithen--  
 Winnipeg Blue Bombers (CFL), 1993-94  
 British Columbia Lions (CFL), 1995
- McCloughan, Kent--  
 Oakland Raiders, 1966-67-68-69-70
- McDole, Ron--  
 St. Louis Cardinals, 1961  
 Houston Oilers, 1962  
 Buffalo Bills, 1963-64-65-66-67-68-69-70  
 Washington Redskins, 1971-72-73-74-75-76-77-78
- McDonald, Les--  
 Chicago Bears, 1937-38-39  
 Philadelphia Eagles, 1940
- McFarland, Jim--  
 St. Louis Cardinals, 1970-72-73-74  
 Miami Dolphins, 1975
- McMullen, Dan--  
 New York Giants, 1929  
 Chicago Bears, 1930-31  
 Portsmouth Spartans, 1932
- McNeill, Mike--  
 Indianapolis Colts, 2011  
 St. Louis Rams, 2012-13
- McPherson, Forrest--  
 Philadelphia Eagles, 1935-37  
 Green Bay Packers, 1943-45
- McWilliams, Jon--  
 Saskatchewan Roughriders (CFL), 1956
- Merrell, Jeff--  
 Boston/New Orleans/Portland Breakers (USFL), 1983-84-85
- Meylan, Wayne--  
 Cleveland Browns, 1968-69  
 Minnesota Vikings, 1970
- Miles, Barron--  
 Pittsburgh Steelers, 1995  
 Frankfurt Galaxy (WFLA), 1996-97  
 Montreal Alouettes (CFL), 1998-99-00-01-02-03-04  
 British Columbia Lions (CFL), 2005-06-07-08-09
- Miles, Paul--  
 Tampa Bay Buccaneers, 1987
- Miller, Junior--  
 Atlanta Falcons, 1980-81-82-83-84  
 New Orleans Saints, 1984-85
- Mills, Jeff--  
 San Diego Chargers, 1990  
 Denver Broncos, 1991-92-93
- Mitchell, Johnny--  
 New York Jets, 1992-93-94-95  
 Dallas Cowboys, 1996  
 New Orleans Saints, 2001
- Mitchell, Josh--  
 Indianapolis Colts, 2015  
 Toronto Argonauts, 2016-17
- Minter, Mike--  
 Carolina Panthers, 1997-98-99-00-01-02-03-04-05-06
- Monds, Wonder--  
 Ottawa Rough Riders (CFL), 1976-77-79  
 San Francisco 49ers, 1978
- Moore, Jay--  
 San Francisco 49ers, 2007-08  
 Tennessee Titans, 2009  
 Omaha Nighthawks (UFL), 2010
- Moore, Terrence--  
 Hamilton Tiger-Cats (CFL), 2013-14
- Morgan Jr., Stanley--  
 Cincinnati Bengals, 2019-20-21-22-23  
 New Orleans Saints, 2024
- Moritz, Brett--  
 Tampa Bay Buccaneers, 1978
- Moss, Kareem--  
 British Columbia Lions (CFL), 1995-96
- Mullen, Verne--  
 Evansville Crimson Giants, 1922  
 Canton Bulldogs, 1923  
 Chicago Bears, 1924-26  
 Chicago Cardinals, 1927  
 Pottsville Maroons, 1927-28
- Munford, Marc--  
 Denver Broncos, 1987-89-90  
 Kansas City Chiefs, 1991
- Munn, Monte--  
 Kansas City Cowboys, 1925
- Munn, Wayne--  
 Kansas City Cowboys, 1925
- Murillo, Armando--  
 Toronto Argonauts (CFL), 2011-12
- Murtha, Lydon--  
 Miami Dolphins, 2009-10-11
- Nelson, Bob--  
 Buffalo Bills, 1975-76-77  
 Oakland/Los Angeles Raiders, 1978-80-81-82-83-84-85  
 Seattle Seahawks, 1979
- Neubert, Keith--  
 New York Jets, 1988-89-90-91
- Nelson, Derrie--  
 San Diego Chargers, 1983-84-85
- Nelson, Garrett--  
 Miami Dolphins, 2023  
 Cincinnati Bengals, 2023
- Newcombe, Bobby--  
 Montreal Alouettes (CFL), 2002
- Newsome, Quinton--  
 Denver Broncos, 2024
- Newton, Bob--  
 Chicago Bears, 1971-72-73-74-75  
 Seattle Seahawks, 1976-77-78-79-82
- Neyor, Isaiah--  
 San Francisco 49ers, 2025
- Nicks, Carl--  
 New Orleans Saints, 2008-09-10-11  
 Tampa Bay Buccaneers, 2012-13
- Noble, Dave--  
 Cleveland Indians, 1924-25  
 Cleveland Panthers, 1926
- Noonan, Danny--  
 Dallas Cowboys, 1987-88-89-90-91-92  
 Green Bay Packers, 1992
- Nouili, Nouredin--  
 New Orleans Saints, 2024
- Nunn, Terrence--  
 Tampa Bay Buccaneers, 2009
- O'Brien, Gail--  
 Boston Redskins, 1935-36  
 Los Angeles Bulldogs, 1937
- O'Hanlon, Matt--  
 Omaha Nighthawks (UFL), 2010
- O'Leary, John--  
 Montreal Alouettes (CFL), 1977-78-79
- Octavien, Steve--  
 Dallas Cowboys, 2008-09  
 Cleveland Browns, 2010
- Oehrich, Arnold--  
 Frankford Yellowjackets, 1928-29
- Olds, Bill--  
 Baltimore Colts, 1973-74-75  
 Seattle Seahawks, 1976  
 British Columbia Lions (CFL), 1979
- Orduna, Joe--  
 New York Giants, 1972-73  
 Baltimore Colts, 1974
- Ortiz, Tony--  
 Scotland (NFL Europe), 2001-02  
 Winnipeg Blue Bombers (CFL), 2003-04-05
- Orton, Greg--  
 Detroit Lions, 1987
- Ozigbo, Devine--  
 New Orleans Saints, 2019-21-22  
 Jacksonville Jaguars, 2019-20-21  
 New England Patriots, 2021-22  
 Denver Broncos, 2022  
 Detroit Lions, 2023

## P-R

- Palmer, Trey--  
 Tampa Bay Buccaneers, 2023-24
- Parrella, John--  
 Buffalo Bills, 1993  
 San Diego Chargers, 1994-95-96-97-98-99-00-01  
 Oakland Raiders, 2002-03-04  
 St. Louis Rams, 2005
- Pate, Tom--  
 Hamilton Tiger-Cats (CFL), 1975
- Patrick, Chris--  
 Philadelphia Eagles, 2008  
 San Francisco 49ers, 2009-10  
 Toronto Argonauts (CFL), 2012
- Patrick, Frank--  
 Green Bay Packers, 1970-71-72
- Patton, Jerry--  
 Minnesota Vikings, 1971  
 Buffalo Bills, 1972-73  
 Philadelphia Eagles, 1974  
 New England Patriots, 1975
- Paul, Niles--  
 Washington Redskins, 2011-12-13-14-15-16-17  
 Jacksonville Jaguars, 2018  
 San Francisco 49ers, 2019
- Pete, Lawrence--  
 Detroit Lions, 1989-90-91-92-93-94
- Peter, Christian--  
 New York Giants, 1997-98-99-2000  
 Indianapolis Colts, 2001  
 Chicago Bears, 2002
- Peter, Jason--  
 Carolina Panthers, 1998-99-00-01
- Phillips, Lawrence--  
 St. Louis Rams, 1996-97  
 Miami Dolphins, 1997-98  
 Barcelona (NFL Europe), 1998  
 San Francisco 49ers, 1999  
 Montreal Alouettes (CFL), 2002-03
- Phillips, Ray--  
 Cincinnati Bengals, 1977  
 Philadelphia Eagles, 1978-79-80-81  
 Boston/New Orleans Breakers (USFL), 1983-84
- Pickens, Bob--  
 Chicago Bears, 1967-68-69  
 Edmonton Eskimos (CFL), 1971
- Pickens, Bruce--  
 Atlanta Falcons, 1991-92  
 Kansas City Chiefs, 1993-94  
 Oakland Raiders, 1995-96
- Pippens, Jerrell--  
 Chicago Bears, 2004  
 San Diego Chargers, 2005
- Polk, Carlos--  
 San Diego Chargers, 2001-02-03-04-05-06-07  
 Dallas Cowboys, 2008
- Pollack, Fred--  
 Amsterdam (NFL Europe), 1999

Potter, Zach--  
Jacksonville Jaguars, 2009-10-11-12  
Powers, Warren--  
Oakland Raiders, 1963-64-65-66-67-68  
Presnell, Glenn--  
Ironton Tanks, 1928-29-30  
Portsmouth Spartans, 1931-32-33  
Detroit Lions, 1934-35-36  
Price, Givens--  
Arizona Cardinals, 2016  
Washington Redskins, 2017  
Tampa Bay Buccaneers, 2017-18  
Prochaska, Ray--  
Cleveland Rams, 1941  
Purify, Maurice--  
Cincinnati Bengals, 2009  
Quinn, Jeff--  
Pittsburgh Steelers, 1982  
New Orleans Breakers (USFL), 1984  
Qvale, Brent--  
New York Jets, 2014-15-16-17-18-19  
Houston Texas, 2020  
Tennessee Titans, 2021  
Raiola, Dominic--  
Detroit Lions, 2001-02-03-04-05-  
06-07-08-09-10-11-12-13-14  
Rathman, Tom--  
San Francisco 49ers,  
1986-87-88-89-90-91-92-93  
Los Angeles Raiders, 1994  
Redwine, Jarvis--  
Minnesota Vikings, 1981-82-83  
Reece, John--  
Kansas City Chiefs, 1994  
St. Louis Rams, 1995  
Dallas Cowboys, 1997  
Reilly, Brandon--  
Buffalo Bills, 2017  
Detroit Lions, 2018-19  
Dallas Cowboys, 2018  
Pittsburgh Steelers, 2019  
St. Louis Battlehawks (XFL), 2020  
Rhea, Hugh--  
Brooklyn Dodgers, 1933  
Brooklyn Tigers, 1936  
Richards, Ray--  
Frankford Yellowjackets, 1930  
Chicago Bears, 1933-35  
Los Angeles Bulldogs, 1937  
Rimington, Dave--  
Cincinnati Bengals, 1983-84-85-86-87  
Philadelphia Eagles, 1988-89  
Roach, Trevor--  
Cincinnati Bengals, 2015-16  
Robinson, Ty--  
Philadelphia Eagles, 2025  
Rodgers, Johnny--  
Montreal Alouettes (CFL), 1973-74-  
75-76  
San Diego Chargers, 1977-78  
Rohrig, Herman--  
Green Bay Packers, 1941-46-47  
Rose, Jonathan--  
Ottawa Redblacks (CFL), 2016-17-18-19  
Edmonton Elks, 2021  
Ross, Cory--  
Baltimore Ravens, 2006-07  
California Redwoods (UFL), 2010  
Edmonton Eskimos (CFL), 2011-12  
Ross, Willie--  
Buffalo Bills, 1964-65  
Calgary Stampeders (CFL), 1966  
Rother, Tim--  
Los Angeles Raiders, 1989-90  
Rozier, Mike--  
Pittsburgh Maulers (USFL), 1984  
Jacksonville Bulls (USFL), 1985  
Houston Oilers, 1985-86-87-88-89-90  
Atlanta Falcons, 1990-91  
Rucker, Mike--  
Carolina Panthers,  
1999-00-01-02-03-04-05-06-07  
Ruud, Barrett--  
Tampa Bay Buccaneers, 2005-06-  
07-08-09-10  
Tennessee Titans, 2011  
Houston Texans, 2012

Ruud, Tom--  
Buffalo Bills, 1975-76-77  
Cincinnati Bengals, 1978-79

## S-Z

Saalfeld, Kelly--  
Green Bay Packers, 1980  
New York Giants, 1980  
Samuelson, Carl--  
Pittsburgh Steelers, 1948-49-50-51  
Sanford, Phalen--  
Las Vegas Raiders, 2024  
Saskatchewan Roughriders (CFL), 2025  
Sauer, George--  
Green Bay Packers, 1935-36-37  
Schellen, Mark--  
New Orleans Breakers (USFL), 1984  
San Diego Chargers, 1985  
Scherer, Bernard--  
Green Bay Packers, 1936-37-38  
Pittsburgh Steelers, 1939  
Schleich, Vic--  
New York Yankees, 1947  
Schlesinger, Cory--  
Detroit Lions,  
1995-96-97-98-99-00-01-02-03-  
04-05-06  
Schmit, Bob--  
Portland (WFL), 1974  
New York Giants, 1975-76  
Scott, Ben--  
Tampa Bay Buccaneers, 2025  
Scott, Phil--  
Orange Tornadoes, 1929  
Scott, Verl--  
Edmonton Eskimos (CFL), 1956  
Seeman, George--  
Green Bay Packers, 1940  
Seibel, Kevin--  
Chicago Blitz (USFL), 1984  
Seisay, Mohammed--  
Detroit Lions, 2014  
Seattle Seahawks, 2015-16  
Saskatchewan Roughriders (CFL), 2017  
Winnipeg Blue Bombers (CFL), 2018  
Memphis Express (AAF), 2019  
Seattle Dragons (XFL), 2020  
Sewell, Josh--  
Denver Broncos, 2004-05  
Shanle, Scott--  
St. Louis Rams, 2003  
Dallas Cowboys, 2004-05  
New Orleans Saints, 2006-07-08-  
09-10-11-12  
Shaw, Ed--  
Rock Island Independents, 1920  
Canton Bulldogs, 1922-23  
Akron Pro's, 1923  
Shields, Will--  
Kansas City Chiefs, 1993-94-95-96-  
97-98-99-00-01-02-03-04-05-06  
Shirey, Fred--  
Cleveland Rams, 1940-41  
Simmons, Ricky--  
Washington Federals (USFL), 1984  
Sims, Joe--  
Atlanta Falcons, 1991  
Green Bay Packers, 1992-93-94-95  
Sirls, Jeremiah--  
San Diego Chargers, 2014  
Minnesota Vikings, 2015-16-17  
Buffalo Bills, 2018  
Skow, Jim--  
Cincinnati Bengals, 1986-87-88-89  
Tampa Bay Buccaneers, 1990  
Seattle Seahawks, 1991  
Slauson, Matt--  
New York Jets, 2009-10-11-12  
Chicago Bears, 2013-14-15  
San Diego/Los Angeles Chargers, 2016-17  
Indianapolis Colts, 2018  
Slecht, Jeremy--  
Philadelphia Eagles, 2002  
Houston Texans, 2003  
Sloan, Clair--  
Chicago Bears, 1930-31-33  
Ironton Tankers, 1932

Smith, Bob--  
Cleveland Browns, 1955-56  
Philadelphia Eagles, 1956  
Smith, Jeff--  
Kansas City Chiefs, 1985-86  
Tampa Bay Buccaneers, 1987-88  
Smith, Le Kevin--  
New England Patriots, 2006-07-08  
Denver Broncos, 2009  
Smith, Neil--  
Kansas City Chiefs,  
1988-89-90-91-92-93-94-95-96  
Denver Broncos, 1997-98-99  
San Diego Chargers, 2000  
Smith, Tim--  
Houston Oilers, 1980-81-82-83-84-  
85-86  
Stafford, Daimon--  
Tennessee Titans, 2013-14-15-16  
Pittsburgh Steelers, 2017-18  
Stai, Brenden--  
Pittsburgh Steelers, 1995-96-97-98-99  
Jacksonville Jaguars, 2000-01  
Washington Redskins, 2002  
Steels, Anthony--  
Boston/New Orleans Breakers  
(USFL), 1983-84  
Buffalo Bills, 1985  
San Diego Chargers, 1987  
Steinkuhler, Dean--  
Houston Oilers, 1984-85-86-87-88-  
89-90-91  
Steinkuhler, Ty--  
New York Jets, 2009  
Sterup, Zach--  
Kansas City Chiefs, 2016  
New York Jets, 2016  
Cleveland Browns, 2016-17  
Miami Dolphins, 2017-18-19  
Stille, Ben--  
Miami Dolphins, 2022  
Cleveland Browns, 2022  
Arizona Cardinals, 2023-24  
Tampa Bay Buccaneers, 2024  
Stith, Carel--  
Houston Oilers, 1967-69  
Stokes, Eric--  
Seattle Seahawks, 1997-98  
Cleveland Browns, 1999  
Stoll, Jack--  
Philadelphia Eagles, 2021-22-23-24  
New York Giants, 2024  
Miami Dolphins, 2024  
Suh, Ndamukong--  
Detroit Lions, 2010-11-12-13-14  
Miami Dolphins, 2015-16-17  
Los Angeles Rams, 2018  
Tampa Bay Buccaneers, 2019-20-21  
Philadelphia Eagles, 2022  
Swanson, Shane--  
Denver Broncos, 1987  
Swiney, Erwin--  
Green Bay Packers, 2002-03  
Cologne Centurions (NFL Europe), 2004  
Tagge, Jerry--  
Green Bay Packers, 1972-73-74  
San Antonio (WFL), 1975  
British Columbia Lions (CFL), 1977-78-79  
Tannor, Caleb--  
New York Jets, 2023  
Edmonton Elks (CFL), 2024  
Tatman, Pete--  
Minnesota Vikings, 1967  
Taylor, Steve--  
Edmonton Eskimos (CFL), 1989-90  
Calgary Stampeders (CFL), 1991-92-93-94  
Ottawa Rough Riders (CFL), 1995  
Taylor-Britt, Cam--  
Cincinnati Bengals, 2022-23-24  
Theisen, Dave--  
Toronto Argonauts (CFL), 1964  
Winnipeg Blue Bombers (CFL), 1965  
Thomas, Broderick--  
Tampa Bay Buccaneers, 1989-90-  
91-92-93  
Detroit Lions, 1994  
Minnesota Vikings, 1995  
Dallas Cowboys, 1996-97-98

Thomsen, Fred--  
Rock Island Independents, 1924  
Thompson, Russell--  
Chicago Bears, 1936-37-38-39  
Philadelphia Eagles, 1940  
Thornton, Bill--  
St. Louis Cardinals, 1963-64-65-66-67-68  
Tingelhoff, Mick--  
Minnesota Vikings, 1962-63-64-65-66-67-68-69-70-71-72-73-74-75-76-77-78  
Tomich, Jared--  
New Orleans Saints, 1997-98-99-00  
Green Bay Packers, 2002  
Tomlinson, Larry--  
Montreal Alouettes (CFL), 1964-65  
Hamilton Tiger-Cats (CFL), 1966  
Toogood, Charles--  
Los Angeles Rams, 1951-52-53-54-55-56  
Chicago Cardinals, 1957  
Torczon, LaVerne--  
Buffalo Bills, 1960-62  
New York Titans, 1962  
New York Jets, 1963-65  
Miami Dolphins, 1966  
Toure, Samori--  
Green Bay Packers, 2022-23  
Chicago Bears, 2024  
Townsend, Larry--  
Berlin (NFL Europe), 1998-99  
Traynowicz, Mark--  
Buffalo Bills, 1985-86-87  
Phoenix Cardinals, 1988-89  
Treu, Adam--  
Oakland Raiders, 1997-98-99-00-01-02-03-04-05-06  
Turner, Barry--  
Detroit Lions, 2010  
Turner, Nate--  
Buffalo Bills, 1992-93-94-95  
Vacanti, Sam--  
Chicago Rockets, 1947-48  
Baltimore Colts, 1948-49  
Vactor, Ted--  
Washington Redskins, 1970-71-72-73-74  
Chicago Bears, 1975  
Valentine, Vincent--  
New England Patriots, 2016-17  
Arizona Cardinals, 2018-19  
Seattle Seahawks, 2019  
Vanden Bosch, Kyle--  
Arizona Cardinals, 2001-02-03-04  
Tennessee Titans, 2005-06-07-08-09  
Detroit Lions, 2010-11-12  
Veland, Tony--  
Denver Broncos, 1996-97  
Carolina Panthers, 1998  
Vokolek, Travis--  
Baltimore Ravens, 2023  
Arizona Cardinals, 2023-24  
Voss, Lloyd--  
Green Bay Packers, 1964-65  
Pittsburgh Steelers, 1966-67-68-69-70-71  
Denver Broncos, 1972  
New York Stars-Charlotte Hornets (WFL), 1974  
Waechter, Henry--  
Chicago Bears, 1982-84-85-86  
Baltimore Colts, 1983  
Washington Redskins, 1987  
Waldemere, Stan--  
New York Jets, 1978-79-80-81-82-83-84-85-86  
Walker, Joe--  
Tennessee Titans, 2001  
Indianapolis Colts, 2002  
Walker, Kenny--  
Denver Broncos, 1991-92  
Calgary Stampeders (CFL), 1994  
Hamilton Tiger-Cats (CFL), 1995  
Winnipeg Blue Bombers (CFL), 1996  
Warfield, Eric--  
Kansas City Chiefs, 1998-99-00-01-02-03-04-05  
Warren, Steve--  
Green Bay Packers, 2000-01-02

Washington, Brian--  
Cleveland Browns, 1988  
New York Jets, 1990-91-92-93-94  
Kansas City Chiefs, 1995-96  
Washington, Fabian--  
Oakland Raiders, 2005-06-07  
Baltimore Ravens, 2008-09-10  
Watkins, Dennis--  
Philadelphia Eagles, 1986  
Weir, Ed--  
Frankford Yellowjackets, 1926-27-28  
Weir, Joe--  
Frankford Yellowjackets, 1927  
Weller, Ray--  
St. Louis Browns, 1923  
Milwaukee Badgers, 1924  
Chicago Cardinals, 1926-27  
Frankford Yellowjackets, 1928  
Wells, Kent--  
New York Giants, 1990  
Ohio Glory (WLAF), 1992  
Welter, Tom--  
St. Louis Cardinals, 1987  
Phoenix Cardinals, 1988  
Wenke, Adolph--  
Milwaukee Badgers, 1923  
Westbrook, Don--  
New England Patriots, 1977-78-79-80-81  
White, Daryl--  
Detroit Lions, 1974  
Ottawa Rough Riders (CFL), 1975  
Hamilton Tiger-Cats (CFL), 1976  
White, David--  
New England Patriots, 1993  
Buffalo Bills, 1995-96  
White, Freeman--  
New York Giants, 1966-67-68-69  
Ottawa Rough Riders (CFL), 1970  
Wiegert, Zach--  
St. Louis Rams, 1995-96-97-98  
Carolina Panthers, 1999-00-01  
Jacksonville Jaguars, 2000  
Houston Texans, 2003-04-05-06  
Wilder, Harold--  
St. Louis Browns, 1923  
Williams, Demorrio--  
Atlanta Falcons, 2004-05-06-07  
Kansas City Chiefs, 2008-09-10-11  
San Diego Chargers, 2012  
Williams, Deontai--  
Seattle Seahawks, 2022  
Saskatchewan Roughriders (CFL), 2023-24  
British Columbia Lions (CFL), 2025

Williams, Jamel--  
Washington Redskins, 1997-98-99  
San Diego Chargers, 1999  
Williams, Jamie--  
St. Louis Cardinals, 1983  
Houston Oilers, 1984-85-86-87-88  
San Francisco 49ers, 1989-90-91-92-93  
Los Angeles Raiders, 1994  
Williams, Jimmy--  
Detroit Lions, 1982-83-84-85-86-87-88-89-90  
Minnesota Vikings, 1990-91  
Tampa Bay Buccaneers, 1992-93  
Williams, Keith--  
Buffalo Bills, 2011-12  
Williams, Toby--  
New England Patriots, 1983-84-85-86-87-88  
Williams, Tyrone--  
Green Bay Packers, 1996-97-98-99-00-01-02  
Atlanta Falcons, 2003  
Dallas Cowboys, 2004  
Wilson, Harry--  
Philadelphia Eagles, 1967-68-69  
Wiltz, Jason--  
New York Jets, 1999-00  
Wistrom, Grant--  
St. Louis Rams, 1998-99-00-01-02-03  
Seattle Seahawks, 2004-05-06  
Wolfe, Bob--  
Birmingham (WFL), 1974-75  
Wortman, Keith--  
Green Bay Packers, 1972-73-74-75  
St. Louis Cardinals, 1976-77-78-79-80-81  
Wostoupal, Joe--  
Kansas City Cowboys, 1926  
Detroit Wolverines, 1928  
New York Giants, 1929-30  
Wright, Toby--  
Los Angeles/St. Louis Rams, 1994-95-96-97-98  
Washington Redskins, 1999  
Yaralian, Zaven--  
Philadelphia (WFL), 1974  
Zaruba, Carroll--  
Dallas Texans, 1960  
Zatechka, Jon--  
Berlin (NFL Europe), 1998-99-00-01  
Zatechka, Rob--  
New York Giants, 1995-96-97-98  
Zuver, Merle--  
Green Bay Packers, 1930

## Huskers in the Pro Football Hall of Fame (5)

Five Huskers have earned places among the greatest football players of all time in the hallowed halls of the Pro Football Hall of Fame in Canton, Ohio.

A legend at Nebraska, Guy Chamberlin became the premier end of the NFL during the 1920s. He was a player-coach on four NFL championship teams (1922-24, 1926). He concluded his six-year coaching record with a 56-14-5 (.780) record.

Chamberlin, who was affectionately referred to as "The Champ," earned All-America honors at Nebraska in 1915, before playing and coaching professionally from 1920 to 1927.

Roy "Link" Lyman pioneered a more sophisticated defensive play with a shifting, sliding style. He starred on four title teams (1922-23, 1924, 1933), and played on one losing team in 16 seasons of college and professional football.

Lyman, who played professionally for Canton, Cleveland, Frankford and Chicago from 1922 to 1934, lettered as a tackle at Nebraska in 1918, 1919 and 1921.

Bob Brown was inducted into the Pro Football Hall of Fame in 2004. Brown was the first All-American to play for Bob Devaney at Nebraska in 1963. Brown spent 10 years in the NFL, including five seasons with Philadelphia, three with the Los Angeles Rams and two with the Oakland Raiders.

Will Shields and Mick Tingelhoff became the fourth and fifth NU players in the Hall of Fame in 2015. Tingelhoff played 17 seasons as the center for the Minnesota Vikings. Tingelhoff started all 240 games he played for the Vikings. Regarded as the best center of his era, Tingelhoff played on four Vikings' Super Bowl teams and was a six-time Pro Bowl choice.

Shields joins Brown and Chamberlin as the only Huskers in both the college and pro halls of fame. Shields spent most of his 14 seasons with the Chiefs as one of the most dominant linemen in the NFL. He played in 12 Pro Bowls and started more than 200 games in his NFL career.

# Huskers in the Super Bowl

Nebraska has had 67 former Huskers make 90 appearances in the Super Bowl dating back to Super Bowl II following the 1967 season. Huskers have appeared in 47 of the 59 Super Bowls, including 26 straight from 1993 to 2018.

Super Bowl*	Player, Position, Team
II (1967)	Kent McCloughan, CB, Oakland
II (1967)	Warren Powers, S, Oakland
IV (1969)	Mick Tingelhoff, C, Minnesota
VII (1972)	Pat Fischer, CB, Washington
VII (1972)	Ron McDole, DE, Washington
VII (1972)	Ted Vactor, CB, Washington
VIII (1973)	Mick Tingelhoff, C, Minnesota
IX (1974)	Joe Blahak, CB, Minnesota (DNP)
IX (1974)	Mick Tingelhoff, C, Minnesota
XI (1976)	Rik Bonness, LB, Oakland
XI (1976)	Monte Johnson, LB, Oakland
XI (1976)	David Humm, QB, Oakland
XI (1976)	Mick Tingelhoff, C, Minnesota
XIV (1979)	George Andrews, LB, Los Angeles Rams
XIV (1979)	Vince Ferragamo, QB, Los Angeles Rams
XV (1980)	Bob Nelson, LB, Oakland
XV (1980)	Raymond Phillips, LB, Philadelphia
XVI (1981)	Willie Harper, LB, San Francisco
XVI (1981)	Rod Horn, NT, Cincinnati
XVII (1982)	Andra Franklin, RB, Miami
XVIII (1983)	David Humm, QB, Los Angeles Raiders
XVIII (1983)	Bob Nelson, LB, Los Angeles Raiders
XIX (1984)	Bill Barnett, DE, Miami
XIX (1984)	Roger Craig, RB, San Francisco
XX (1985)	Irving Fryar, WR, New England
XX (1985)	Mitch Krenk, TE, Chicago
XX (1985)	Henry Waechter, DT, Chicago
XXII (1987)	Brian Davis, CB, Washington
XXIII (1988)	Roger Craig, RB, San Francisco
XXIII (1988)	Tom Rathman, FB, San Francisco
XXIII (1988)	Jim Skow, DE, Cincinnati
XXIV (1989)	Roger Craig, RB, San Francisco
XXIV (1989)	Marc Munford, LB, Denver
XXIV (1989)	Tom Rathman, FB, San Francisco
XXIV (1989)	Jamie Williams, TE, San Francisco
XXVIII (1993)	Nate Turner, RB, Buffalo Bills (DNP)
XXIX (1994)	John Parrella, DT, San Diego
XXX (1995)	Donta Jones, LB, Pittsburgh
XXX (1995)	Brenden Stai, Pittsburgh
XXXI (1996)	Calvin Jones, RB, Green Bay
XXXI (1996)	Tyrone Williams, CB, Green Bay
XXXII (1997)	Neil Smith, DE, Denver
XXXII (1997)	Tony Veland, CB, Denver
XXXII (1997)	Tyrone Williams, CB, Green Bay
XXXIII (1998)	Michael Booker, CB, Atlanta
XXXIII (1998)	Neil Smith, DE, Denver
XXXIV (1999)	Doug Colman, LB, Tennessee
XXXIV (1999)	Grant Wistrom, DE, St. Louis
XXXV (2000)	Christian Peter, DT, New York Giants
XXXVI (2001)	Grant Wistrom, DE, St. Louis
XXXVII (2002)	Eric Johnson, S/LB, Oakland
XXXVII (2002)	John Parrella, DT, Oakland
XXXVII (2002)	Adam Treu, C, Oakland
XXXVIII (2003)	Russ Hochstein, G, New England
XXXVIII (2003)	Mike Minter, S, Carolina
XXXVIII (2003)	Mike Rucker, DE, Carolina
XXXIX (2004)	Russ Hochstein, G, New England
XL (2005)	Josh Brown, PK, Seattle
XL (2005)	Grant Wistrom, DE, Seattle
XLI (2006)	Mike Brown, S, Chicago
XLII (2007)	Russ Hochstein, G, New England
XLII (2007)	Le Kevin Smith, DT, New England

XLIII (2008)	Ralph Brown, CB, Arizona
XLIV (2009)	Cody Glenn, LB, Indianapolis
XLIV (2009)	Carl Nicks, OL, New Orleans
XLIV (2009)	Scott Shanle, LB, New Orleans
XLV (2010)	Brandon Jackson, RB, Green Bay
XLVI (2011)	Prince Amukamara, DB, New York
XLVII (2012)	Sam Koch, P, Baltimore
XLVIII (2013)	Stewart Bradley, LB, Denver
XLIX (2014)	Alfonzo Dennard, CB, New England
XLIX (2014)	Eric Martin, LB, New England
L (2015)	Zaire Anderson, LB, Denver Broncos
LI (2016)	Vincent Valentine, DT, New England
LII (2017)	Rex Burkhead, RB, New England
LII (2017)	Nathan Gerry, S, Philadelphia
LII (2017)	Vincent Valentine, DT, New England (DNP - IR)
LIII (2018)	Rex Burkhead, RB, New England
LIII (2018)	Ndamukong Suh, DT, Los Angeles Rams
LV (2020)	Lavonte David, LB, Tampa Bay
LV (2020)	Khalil Davis, DT, Tampa Bay
LV (2020)	Ndamukong Suh, DT, Tampa Bay
LVI (2021)	Stanley Morgan Jr., WR, Cincinnati
LVII (2022)	Dicaprio Bootle, DB, Kansas City
LVII (2022)	Cam Jurgens, OL, Philadelphia
LVII (2022)	Jack Stoll, TE, Philadelphia
LVII (2022)	Ndamukong Suh, DT, Philadelphia
LVIII (2023)	Randy Gregory, DE, San Francisco
LIX (2024)	Nick Gates, OL, Philadelphia
LIX (2024)	Cam Jurgens, OL, Philadelphia

## Head Coach

LVI (2021)	Zac Taylor, Head Coach, Cincinnati
	Played QB at Nebraska 2005-06

\*year in parentheses denotes season

**Bold** denotes team won game

-Players are listed alphabetically by year

## Huskers with 10 Years in the NFL (44)

<u>Player, Pos. (Total Years)</u>	<u>Teams</u>	<u>Years</u>
Ameer Abdullah, RB	Lions, Vikings, Panthers, Raiders	2015-present
Bob Brown, OL (10)	Eagles, Rams, Raiders	1964-73
Josh Brown, PK (14)	Seahawks, Rams, Bengals, Giants	2003-16
Kris Brown, PK (12)	Steelers, Texans, Cowboys, Chargers	1999-10
Mike Brown, DB (10)	Bears, Chiefs	2000-09
Ralph Brown, DB (10)	Giants, Vikings, Browns, Cardinals	2000-09
Correll Buckhalter, RB (10)	Eagles, Broncos	2001-10
Rex Burkhead, RB (10)	Bengals, Patriots, Texans	2013-22
Roger Craig, RB (11)	49ers, Raiders, Vikings	1983-93
Lavonte David, LB (13)	Buccaneers	2012-present
John Dutton, DL (14)	Colts, Cowboys	1974-87
Vince Ferragamo, QB (10)	Rams, Bills, Packers	1977-86
Pat Fischer, DB (17)	Cardinals, Redskins	1961-77
Irving Fryar, WR (17)	Patriots, Dolphins, Eagles, Redskins	1984-00
Ahman Green, RB (12)	Seahawks, Packers, Texans	1998-09
Randy Gregory, DE (10)	Cowboys, Broncos, 49ers, Buccaneers	2015-present
Willie Harper, LB (10)	49ers	1973-83
Russ Hochstein, OL (12)	Patriots, Broncos, Chiefs	2001-12
Dave Humm, QB	Raiders, Bills, Colts	1975-84
Ed Husmann, DL (11)	Cardinals, Cowboys, Oilers	1953-65
Richie Incognito, OL (15)	Rams, Bills, Dolphins, Raiders	2005-13; 2015-17; 2019-21
Chris Kelsay, DL (10)	Bills	2003-12
Sam Koch, P (16)	Ravens	2006-21
Roy Lyman, T (11)	Canton, Cleveland, Frankford, Bears	1922-34
Ron McDole, DL (18)	Cardinals, Oilers, Bills, Redskins	1961-78
Mike Minter, DB (10)	Panthers	1997-06
Bob Nelson, LB (11)	Bills, Seahawks, Raiders	1975-85
Bob Newton, OL (12)	Bears, Seahawks	1971-82
John Parrella, DL (12)	Bills, Chargers, Raiders	1993-04
Dominic Raiola, OL (14)	Lions	2001-14
Cory Schlesinger, FB (12)	Lions, Dolphins	1995-06
Scott Shanle, LB (10)	Rams, Cowboys, Saints	2003-12
Will Shields, OL (14)	Chiefs	1993-06
Matt Slauson, OL (10)	Jets, Bears, Chargers, Colts	2009-18
Neil Smith, DL (13)	Chiefs, Broncos, Chargers	1988-00
Ndamukong Suh, DL (13)	Lions, Dolphins, Rams, Buccaneers, Eagles	2010-22
Broderick Thomas, LB (10)	Buccaneers, Lions, Vikings, Cowboys	1989-98
Mick Tingelhoff, OL (17)	Vikings	1962-78
Adam Treu, OL (10)	Raiders	1997-06
Kyle Vanden Bosch, DL (12)	Cardinals, Titans, Lions	2001-12
Zach Wiegert, OL (12)	Rams, Panthers, Jaguars, Texans	1995-06
Jamie Williams, TE (12)	Cardinals, Oilers, 49ers, Raiders	1983-94
Jimmy Williams, LB (12)	Lions, Vikings, Buccaneers	1982-93
Keith Wortman, OL (10)	Packers, Cardinals	1972-81

## NCAA Team Records Held by the Huskers

### Yards gained without loss, game

677, vs. New Mexico State, 1982

### Fewest punts, game

0, nine times, last vs. Kansas, 2000 (tied with several other teams)

### Field goals made, game

7, vs. Missouri, 1985; Western Michigan vs. Marshall, 1984

### First downs by rush, game

36, vs. New Mexico State, 1982

### 100-yard rushers, game

4, at Baylor, 2001--Thunder Collins, 165; Dahrran Diedrick, 137; Eric Crouch, 132; Judd Davies, 119 --(tied with 5 other teams)

### Longest pass play

99 yards vs. Georgia, 2014 Capital One Bowl

### Touchdowns rushing per game, season

5.5, 1997 (66 TD, 12 games)

### Touchdowns rushing and passing per game, season

7.0, 1983 (84, 12 games); Louisiana Tech, 2012 (84, 12 games)

### Most points scored, 12-game season

624, 1983

### Lowest average yards per play allowed, season (min. 600-699 rushes)

2.51, 1967

### Lowest average yards per rush allowed, season (min. 500 rushes)

2.06, 1971

### Consecutive Seasons Playing in a Bowl Game (Same Record for Consecutive 9-Win Seasons)

33, 1969-2001

### Consecutive sellouts (Entering 2025 Season)

403, 1962-present

## NCAA Individual Records Held by Huskers

### Longest pass play

99, Tommy Armstrong Jr. to Quincy Enunwa,  
2014 Capital One Bowl (tied with many)

### Field goals made, game

7, Dale Klein, vs. Missouri, 1985 (tied with 1 other)

### Best perfect record of field goals made, game

7, Dale Klein, vs. Missouri, 1985

### Touchdown by rush, pass and reception, game

Joe Ganz, vs. New Mexico State, 2008  
Eric Crouch, vs. California, 1999  
Johnny Rodgers, vs. Notre Dame, 1973 Orange Bowl  
Jeff Kinney, vs. Oklahoma, 1969 (all tied with many)

### Blocked field goals, game

2, Kyle Vanden Bosch vs. Texas A&M, 1999 (tied with many)

### Field goals made, half

5, Dale Klein, vs. Missouri, 1985;  
Drew Brown, vs. Southern Miss, 2015 (tied with 1 other)

### Average gain per rush, season (214-281 rushes)

7.81, Mike Rozier, 1983

### 3,000 yards rushing and 4,000 yards passing by a QB, career

Eric Crouch, 1998-2001 (tied with several others)

### Players reaching 2,000 career rushing yards in same season

3, Nebraska, 2000 (tied with 2009 Nevada)  
(Correll Buckhalter, Dan Alexander, Eric Crouch)

### Kickoff, punt & interception returns for touchdowns, season

Joe Walker, 1998 (tied with 10 others)

### Consecutive passes caught for touchdowns, season

6, Gerald Armstrong, Sept. 5-Nov. 7, 1992  
(tied with 1 other)

### Highest percentage of PATs/field goals made, season (min. 30 PATs/15 FG)

98.6% Alex Henery, 2010 (54-54 PATs; 18-19 FG)

### Touchdowns scored on kick/punt returns, career

8, Johnny Rodgers, 1970-72 (tied with 9 others)

### All-purpose yards gained by two players on the same team, career

11,266, Ameer Abdullah (7,186) & Kenny Bell  
(4,080), 2011-14

### Highest percentage of PATs/field goals made, career (min. 100 PATs/50 FG)

96.7% Alex Henery, 2007-10  
(193-194 PATs; 68-76 FG)

### Field goal percentage, career (min. 55 attempts)

89.5 (68-76), Alex Henery, 2007-10

### Field goal percentage, career (40 yards or more)

78.8 (26-33), Alex Henery, 2007-10

### Field goal percentage, career (40-49 yards)

95.4 (21-22), Alex Henery, 2007-10

### Four field goals in a game, career

6, Alex Henery, 2007-10 (tied with 3 others)

# Nebraska Individual Offensive Records

(Regular-season games from 1946 to 2001. The NCAA began including bowl games in statistics in 2002. Top bowl game performances are noted with an asterisk.)

## Rushing Game

**Attempts:** 38; Rex Burkhead, IB, vs. Iowa, Nov. 25, 2011 (160 yards)

**Yards:** 307; Roy Helu Jr., IB, vs. Missouri, Oct. 30, 2010 (28 att.)

**Yards, Quarter:** 142; Roy Helu Jr., IB, vs. Missouri Oct. 30, 2010 (1st, 3 att.)

*Note: Ahman Green had 13 carries for 159 yards in the third quarter of the 1998 Orange Bowl against Tennessee*

**Yards, Half:** 230; Mike Rozier, IB, vs. Kansas, Nov. 12, 1983 (1st, 26 att.)

**Yards Per Attempt:** (min. 10 att.)--19.20; Craig Johnson, IB,

at Kansas, Nov. 4, 1978 (192 yards, 10 att.);

(min. 20 att.)--11.70; Roger Craig, IB, vs. Florida St.,

Sept. 19, 1981 (234 yards, 20 att.);

\*12.00; Dan Alexander, IB, vs. Northwestern, Alamo Bowl,

Dec. 30, 2000 (240 yards, 20 att.);

(min. 30 att.)--9.19; Mike Rozier, IB, vs. Kansas,

Nov. 12, 1983 (285 yards, 31 att.)

**Touchdowns:** 6; Calvin Jones, IB, at Kansas, Nov. 9, 1991

**Most Players Gaining 100 Yards:** 4; at Baylor, Oct. 13, 2001

(Thunder Collins, IB, 165; Dahrnan Diedrick, IB, 137;

Eric Crouch, QB, 132; Judd Davies, FB, 119)

**Most Yards Gained by Two Players:** 396; Ken Clark, IB, (256) and Steve Taylor, QB, (140), vs. Oklahoma St., Oct. 15, 1988

**Longest Nebraska Run:** 95 (TD); Eric Crouch, QB, at Missouri, Sept. 29, 2001

**Longest Nebraska Run, No TD:** 73; I.M. Hipp, IB, vs. Indiana, Oct. 1, 1977; Rex Burkhead, IB, at Ohio State, Oct. 6, 2012

## Best Single-Game Rushing Totals by Class

**Freshman:** 294; Calvin Jones, IB, at Kansas, Nov. 9, 1991 (27 att.)

**Sophomore:** 254; I.M. Hipp, IB, vs. Indiana, Oct. 1, 1977 (28 att.)

**Junior:** 256; Ken Clark, IB, vs. Oklahoma St., Oct. 15, 1988 (27 att.)

**Senior:** 307; Roy Helu Jr., IB, vs. Missouri, Oct. 30, 2010 (28 att.)

## 100-Yard Rushing Games

(since 1946 NU has had 515 100-yard games by 111 players)

\*Denotes bowl game performance

**100-Yard Performances:** 515 (includes bowl games)

**100-Yard Performances in Bowls:** 18

**100-Yard Performances vs. Big 12 Opponents:** 247

**100-Yard Performances vs. Big Ten Opponents:** 45

**200-Yard Performances:** 41

**300-Yard Performances:** 1

## 300-Yard Rushing Games (1)

1. Roy Helu Jr., IB vs. Missouri, Oct. 30, 2010 (28 att., 3 TD) 307

## 200-Yard Rushing Games (41 by 16 players)

2. Calvin Jones, IB at Kansas, Nov. 9, 1991 (27 att., 6 TD) 294

3. Mike Rozier, IB vs. Kansas, Nov. 12, 1983 (31 att., 4 TD) 285

4. Ken Clark, IB vs. Okla. St., Oct. 15, 1988 (27 att., 3 TD) 256

5. Rick Berns, IB vs. Missouri, Nov. 18, 1978 (36 att., 2 TD) 255

6. I.M. Hipp, IB vs. Indiana, Oct. 1, 1977 (28 att., 0 TD) 254

7. Mike Rozier, IB vs. Okla. St., Nov. 6, 1982 (33 att., 4 TD) 251

8. Keith Jones, IB at Colorado, Nov. 28, 1987 (26 att., 2 TD) 248

9. Taylor Martinez, QB at Kansas St., Oct. 7, 2010 (15 att., 4 TD) 241

10. Keith Jones, IB vs. Iowa St., Nov. 7, 1987 (15 att., 2 TD) 240

\*Dan Alexander, IB vs. Northwestern (Alamo Bowl),

Dec. 30, 2000 (20 att., 2 TD) 240

12. Roger Craig, IB vs. Florida St., Sept. 19, 1981 (20 att., 1 TD) 234

Jammal Lord, QB vs. Texas, Nov. 2, 2002 (23 att., 0 TD) 234

14. Marlon Lucky, IB vs. Nevada, Sept. 1, 2007 (30 att., 3 TD) 233

15. Ameer Abdullah, IB vs. Florida Atlantic, Aug. 30, 2014 (21 att., 1 TD) 232

16. Ameer Abdullah, IB vs. Miami, Sept. 20, 2014 (35 att., 2 TD) 229

17. Mike Rozier, IB at Kansas St., Oct. 29, 1983 (23 att., 3 TD) 227

18. Ken Clark, IB at Kansas St., Oct. 22, 1988 (20 att., 1 TD) 225

Ameer Abdullah, IB vs. Illinois, Oct. 5, 2013 (20 att., 2 TD) 225

Ameer Abdullah, IB vs. Rutgers, Oct. 25, 2014 (19 att., 3 TD) 225

21. Lawrence Phillips, IB vs. Okla. St., Oct. 8, 1994 (33 att., 3 TD) 221

22. Jammal Lord, QB vs. McNeese St., Oct. 5, 2002 (17 att., 3 TD) 218

23. Ahman Green, IB at Iowa St., Nov. 16, 1996 (29 att., 1 TD) 214

24. Mike Rozier, IB at Colorado, Oct. 9, 1982 (32 att., 1 TD) 212

Mike Rozier, IB vs. Iowa St., Nov. 5, 1983 (26 att., 4 TD) 212

26. Rick Berns, IB at Hawaii, Dec. 4, 1976 (25 att., 4 TD) 211

27. Ahman Green, IB vs. Iowa St., Nov. 15, 1997 (15 att., 3 TD) 209

Ameer Abdullah, IB vs. Illinois, Sept. 27, 2014 (22 att., 3 TD) 209

29. Leodis Flowers, IB at Iowa St., Oct. 27, 1990 (25 att., 3 TD) 208

Calvin Jones, IB vs. Iowa St., Nov. 13, 1993 (26 att., 1 TD) 208

Dan Alexander, IB vs. San Jose St., Sept. 2, 2000 (17 att., 2 TD) 208

32. I.M. Hipp, IB at Kansas St., Oct. 8, 1977 (23 att., 2 TD) 207

33. Jarvis Redwine, IB vs. Colorado, Oct. 27, 1979 (18 att., 3 TD) 206

Lawrence Phillips, IB at Michigan St., Sept. 9, 1995 (22 att., 4 TD) 206

\*Ahman Green, IB vs. Tennessee (Orange Bowl),

Jan. 2, 1998, (29 att., 2 TD) 206

36. Mike Rozier, IB at Oklahoma, Nov. 26, 1983 (32 att., 1 TD) 205

Taylor Martinez, QB at Michigan St., Nov. 3, 2012 (17 att., 2 TD) 205

38. Frank Solich, FB at Air Force, Sept. 25, 1965 (17 att., 3 TD) 204

Mike Rozier, IB vs. Kansas St., Oct. 16, 1982 (21 att., 2 TD) 204

40. Ahman Green, IB at Colorado, Nov. 28, 1997 (29 att., 2 TD) 202

41. I.M. Hipp, IB vs. Kansas, Nov. 12, 1977 (23 att., 0 TD) 200

## Bowl Game Record

Dan Alexander, IB vs. Northwestern, Dec. 30, 2000, Alamo Bowl (20 att., 2 TD) 240

## 190-199-Yard Rushing Games (13)

42. Doug DuBoise, IB at Missouri, Oct. 19, 1985 199

\*Tommie Frazier, QB vs. Florida, Jan. 2, 1996, Fiesta Bowl 199

44. Terrell Newby, IB vs. South Alabama, Sept. 12, 2015 198

45. Mike Rozier, IB at Minnesota, Sept. 17, 1983 196

46. Calvin Jones, IB at Kansas, Nov. 6, 1993 195

47. Cory Ross, IB vs. Missouri, Oct. 30, 2004 194

48. Ahman Green, IB vs. Kansas St., Oct. 4, 1997 193

49. Craig Johnson, IB at Kansas, Nov. 4, 1978 192

Tre Bryant, IB vs. Arkansas State, Sept. 2, 2017 192

51. Mike Rozier, IB vs. Wyoming, Sept. 10, 1983 191

Doug DuBoise, IB vs. Illinois, Sept. 21, 1985 191

Eric Crouch, QB at Missouri, Sept. 29, 2001 191

Dedrick Mills, RB at Rutgers, Dec. 18, 2020 191

## 180-189-Yard Rushing Games (14)

55. Jarvis Redwine, IB at Penn St., Sept. 27, 1980 189

Paul Miles, IB vs. New Mexico, Oct. 5, 1985 189

Ahman Green, IB at Missouri, Nov. 8, 1997 189

Anthony Grant, RB vs. North Dakota, Sept. 3, 2022 189

59. Dedrick Mills, RB vs. Wisconsin, Nov. 16, 2019 188

60. Bobby Reynolds, HB vs. Indiana, Sept. 30, 1950 187

61. Bobby Reynolds, HB vs. Penn St., Oct. 21, 1950 186

Calvin Jones, IB vs. Kansas St., Oct. 16, 1992 186

63. I.M. Hipp, IB vs. Kansas St., Oct. 14, 1978 183

Roger Craig, IB vs. Kansas St., Nov. 8, 1980 183

Jeff Smith, IB vs. Minnesota, Sept. 15, 1984 183

Lawrence Phillips, IB at Iowa St., Nov. 12, 1994 183

67. Brandon Jackson, IB at Oklahoma St., Oct. 28, 2006 182

68. Dan Alexander, IB at Colorado, Nov. 26, 1999 180

## 170-179-Yard Rushing Games (22)

69. Mike Rozier, IB vs. Kansas, Oct. 31, 1981 179

Ahman Green, IB vs. Texas A&M, Dec. 6, 1997 179

Josh Davis, IB vs. Penn St., Sept. 13, 2003 179

72. Lawrence Phillips, IB vs. UCLA, Sept. 17, 1994 178

Ahman Green, IB vs. Texas Tech, Oct. 18, 1997 178

74. Ken Clark, IB vs. Kansas, Nov. 11, 1989 177

Dahrnan Diedrick, IB vs. Troy St., Sept. 1, 2001 177

76. Roger Craig, IB at Colorado, Oct. 25, 1980 176

Gerry Gdowski, QB vs. Iowa St., Oct. 28, 1989 176

Calvin Jones, IB vs. Oklahoma St., Oct. 10, 1992 176

Ahman Green, IB vs. Wash. St., Sept. 30, 1995 176

Ahman Green, IB vs. Iowa St., Nov. 4, 1995 176

81. Bobby Reynolds, HB vs. Missouri, Nov. 4, 1950 175

Derek Brown, IB vs. Utah St., Sept. 7, 1991 175

Lawrence Phillips, IB at Texas Tech, Sept. 8, 1994 175

84.	Damon Benning, IB vs. Pacific, Sept. 23, 1995	173
85.	I.M. Hipp, IB vs. Colorado, Oct. 22, 1977	172
86.	Jeff Kinney, HB at Oklahoma, Nov. 25, 1971	171
87.	Jeff Smith, IB vs. Wyoming, Sept. 8, 1984	170
	Scott Baldwin, IB at Kansas, Nov. 10, 1990	170
	Rex Burkhead, IB at Wyoming, Sept. 24, 2011	170
	Devine Ozigbo, IB vs. Purdue, Sept. 29, 2018	170

#### 160-169-Yard Rushing Games (27)

91.	Cory Ross, IB vs. Southern Miss, Sept. 11, 2004	169
	Roy Helu Jr., IB vs. Virginia Tech, Sept. 19, 2009	169
93.	Keith Jones, IB at Illinois, Sept. 20, 1986	168
	Ken Clark, IB vs. Northern Illinois, Sept. 9, 1989	168
	Lawrence Phillips, IB vs. Wyoming, Oct. 1, 1994	168
	DeAngelo Evans, IB vs. Kansas St., Oct. 21, 1996	168
97.	I.M. Hipp, IB vs. Utah St., Sept. 15, 1979	167
	Ken Clark, IB at Oklahoma, Nov. 19, 1988	167
	Ameer Abdullah, IB vs. Arkansas St., Sept. 15, 2012	167
100.	Ken Clark, IB vs. Kansas St., Oct. 7, 1989	166
	Roy Helu Jr., IB vs. Colorado, Nov. 28, 2008	166
	Taylor Martinez, QB vs. Fresno St., Oct. 10, 2011	166
103.	I.M. Hipp, IB vs. Iowa St., Oct. 15, 1977	165
	Jeff Smith, IB at Colorado, Oct. 20, 1984	165
	Ken Clark, IB vs. Colorado, Nov. 12, 1988	165
	*Lawrence Phillips, IB vs. Florida, Jan. 2, 1996, Fiesta Bowl	165
	Thunder Collins, IB at Baylor, Oct. 13, 2001	165
	Ameer Abdullah, IB at Minnesota, Oct. 26, 2013	165
109.	Ahman Green, IB vs. Colorado St., Sept. 28, 1996	163
110.	Doug DuBose, IB vs. Missouri, Oct. 13, 1984	162
	Eric Crouch, QB at Colorado, Nov. 23, 2001	162
	Devine Ozigbo, IB vs. Illinois, Nov. 10, 2018	162
113.	Bobby Reynolds, HB at Minnesota, Oct. 7, 1950	161
	Ahman Green, IB vs. Missouri, Nov. 9, 1996	161
115.	Harry Wilson, HB vs. Oklahoma, Nov. 25, 1965	161
	*Cory Ross, IB vs. Michigan, Dec. 28, 2005, Alamo Bowl	161
117.	Rex Burkhead, IB vs. Iowa, Nov. 25, 2011	160

#### 150-159-Yard Rushing Games (39)

118.	Mike Rozier, IB vs. UCLA, Sept. 24, 1983	159
	Mike Rozier, IB at Missouri, Oct. 15, 1983	159
	Tom Rathman, FB vs. Kansas, Nov. 16, 1985	159
	Jammal Lord, QB at Texas A&M, Oct. 26, 2002	159
	Devine Ozigbo, IB at Northwestern, Oct. 13, 2018	159
123.	Jarvis Redwine, IB at Oklahoma, Nov. 17, 1979	158
	Tommie Frazier, QB vs. Kansas St., Oct. 16, 1993	158
	Ahman Green, IB at Baylor, Oct. 11, 1997	158
	Eric Crouch, QB vs. Kansas St., Nov. 13, 1999	158
127.	Monte Anthony, IB at Colorado, Nov. 2, 1974	157
	Jarvis Redwine, IB vs. Kansas, Oct. 13, 1979	157
	Doug DuBose, IB vs. Oklahoma St., Oct. 6, 1984	157
	Steve Taylor, QB vs. Utah St., Sept. 5, 1987	157
	Dahrran Diedrick, IB vs. Texas Tech, Oct. 20, 2001	157
	Roy Helu Jr., IB vs. Oklahoma, Nov. 1, 2008	157
	Taylor Martinez, QB vs. Idaho, Sept. 11, 2010	157
	Adrian Martinez, QB at Rutgers, Dec. 18, 2020	157
	Heinrich Haarberg, QB vs. Louisiana Tech, Sept. 23, 2023	157
136.	Bobby Reynolds, HB at Kansas, Oct. 28, 1950	156
	Paul Miles, IB vs. Oregon, Sept. 28, 1985	156
	Derek Brown, IB vs. Kansas, Nov. 7, 1992	156
	Marlon Lucky, IB vs. Troy, Sept. 23, 2006	156
	Roy Helu Jr., IB at Kansas, Nov. 14, 2009	156
141.	Mike Rozier, IB vs. Colorado, Oct. 22, 1983	155
142.	I.M. Hipp, IB vs. California, Sept. 9, 1978	154
	Steve Taylor, QB at Iowa St., Nov. 5, 1988	154
	Derek Brown, IB vs. Middle Tenn. St., Sept. 12, 1992	154
145.	Rex Fischer, QB at Iowa St., Nov. 5, 1955	153
	Rick Berns, IB vs. Washington St., Sept. 10, 1977	153
	Jarvis Redwine, IB vs. Iowa, Sept. 20, 1980	153
	Mike Rozier, IB at Kansas St., Oct. 17, 1981	153
	Lawrence Phillips, IB vs. Kansas, Nov. 5, 1994	153
	Lawrence Phillips, IB at Okla. St., Aug. 31, 1995	153
	Cory Ross, IB vs. Pittsburgh, Sept. 17, 2005	153
152.	Jarvis Redwine, IB vs. Oklahoma, Nov. 22, 1980	152
	Roy Helu Jr., IB vs. Florida Atlantic, Sept. 5, 2009	152
	Devine Ozigbo, IB vs. Minnesota, Oct. 20, 2018	152
155.	Bobby Reynolds, HB at Miami, Nov. 30, 1951	151
	Leodis Flowers, IB vs. Oregon St., Sept. 29, 1990	151

#### 140-149-Yard Rushing Games (31)

157.	Mike Rozier, IB vs. New Mexico St., Sept. 18, 1982	149
158.	Derek Brown, IB at Missouri, Oct. 24, 1992	148
	Cody Glenn, IB at Iowa St., Oct. 7, 2006	148
160.	Ron Kirkland, HB vs. Kansas, Nov. 6, 1965	147
	Tony Davis, IB vs. UCLA, Sept. 8, 1973	147
	*Mike Rozier, IB vs. Miami, Jan. 2, 1984, Orange Bowl	147
	Ameer Abdullah, IB at Penn State, Nov. 23, 2013	147
164.	Mike Rozier, IB at Oklahoma St., Oct. 8, 1983	146
	Ken Clark, IB at Iowa St., Nov. 5, 1988	146
	DeAngelo Evans, IB vs. Washington, Sept. 26, 1998	146
	Ameer Abdullah, IB vs. Northwestern, Oct. 18, 2014	146
168.	Bobby Reynolds, HB at Colorado, Oct. 14, 1950	145
	Joe Orduña, HB at Oklahoma St., Oct. 26, 1968	145
	Jarvis Redwine, IB vs. Florida St., Oct. 4, 1980	145
	Keith Jones, IB at Arizona St., Sept. 26, 1987	145
	Derek Brown, IB vs. Kansas St., Oct. 19, 1991	145
	Eric Crouch, QB at Iowa St., Oct. 7, 2000	145
174.	Ameer Abdullah, IB vs. Wyoming, Aug. 31, 2013	144
175.	John Bordogna, QB vs. Kansas St., Oct. 11, 1952	143
	Derek Brown, IB at Oklahoma St., Oct. 12, 1991	143
	Clinton Childs, IB vs. Arizona St., Sept. 16, 1995	143
	Correll Buckhalter, IB vs. La. Tech, Aug. 29, 1998	143
179.	Mike Rozier, IB vs. Syracuse, Oct. 1, 1983	142
	Brandon Jackson, IB vs. Colorado, Nov. 24, 2006	142
181.	Bobby Reynolds, HB vs. Kansas St., Nov. 11, 1950	141
	Bob Smith, HB vs. Kansas, Oct. 31, 1953	141
	Scott Frost, QB at Missouri, Nov. 8, 1997	141
184.	Steve Taylor, QB vs. Oklahoma St., Oct. 15, 1988	140
	Taylor Martinez, QB vs. Wisconsin, Dec. 1, 2012	140
	Terrell Newby, IB vs. Illinois, Oct. 1, 2016	140
	*Rex Burkhead, IB vs. Georgia, Jan. 1, 2013, Capital One Bowl	140

#### 130-139-Yard Rushing Games (45)

188.	Willie Greenlaw, HB vs. Kansas, Oct. 29, 1955	139
	Mike Rozier, IB vs. Missouri, Oct. 23, 1982	139
	Doug DuBose, IB at Oklahoma St., Oct. 19, 1985	139
	Steve Taylor, QB vs. Florida St., Sept. 6, 1986	139
	Ameer Abdullah, IB vs. So. Dakota St., Sept. 21, 2013	139
193.	Bob Smith, HB vs. Miami, Oct. 17, 1953	138
	Craig Johnson, IB vs. Kansas, Oct. 13, 1979	138
	Leodis Flowers, IB vs. Oklahoma St., Oct. 20, 1990	138
	Calvin Jones, IB vs. Kansas St., Oct. 16, 1993	138
	Lawrence Phillips, IB vs. Pacific, Sept. 24, 1994	138
	*Cory Ross, IB vs. Mich. St., Dec. 29, 2003, Alamo Bowl	138
	Roy Helu Jr., IB vs. Oklahoma, Nov. 7, 2009	138
	Anthony Grant, RB vs. Georgia Southern, Sept. 10, 2022	138
201.	Calvin Jones, IB at Oklahoma, Nov. 27, 1992	137
	Lawrence Phillips, IB at UCLA, Sept. 18, 1993	137
	Eric Crouch, QB vs. Texas A&M, Nov. 6, 1999	137
	Dahrran Diedrick, IB at Baylor, Oct. 13, 2001	137
	Taylor Martinez, QB at Washington, Sept. 18, 2010	137
206.	Calvin Jones, IB at Oklahoma St., Oct. 7, 1993	136
	Dan Alexander, IB at Texas, Oct. 23, 1999	136
	Correll Buckhalter, IB vs. Texas, Dec. 4, 1999	136
	Dahrran Diedrick, IB at Kansas, Nov. 3, 2001	136
	Anthony Grant, RB vs. Indiana, Oct. 1, 2022	136
211.	Joe Orduña, HB at USC, Sept. 19, 1970	135
	Derek Brown, IB at Arizona St., Sept. 28, 1991	135
	Damon Benning, IB vs. Baylor, Oct. 12, 1996	135
	Dan Alexander, IB vs. Iowa St., Oct. 9, 1999	135
	Dan Alexander, IB vs. Texas A&M, Nov. 6, 1999	135
	Taylor Martinez, QB vs. Chattanooga, Sept. 3, 2011	135
	Anthony Grant, RB vs. Louisiana Tech, Sept. 23, 2023	135
217.	Doug DuBose, IB at Iowa St., Nov. 3, 1984	134
218.	Bill Thornton, HB vs. Syracuse, Oct. 14, 1961	133
	Correll Buckhalter, IB vs. Kansas, Oct. 17, 1998	133
	Dahrran Diedrick, IB vs. Notre Dame, Sept. 8, 2001	133
221.	Rick Berns, IB at Colorado, Oct. 21, 1978	132
	Correll Buckhalter, IB at Missouri, Sept. 25, 1999	132
	Eric Crouch, QB at Baylor, Oct. 13, 2001	132
	Tommy Armstrong Jr., QB at Northwestern, Sept. 24, 2016	132
225.	Tommy Armstrong Jr., QB vs. McNeese St., Sept. 6, 2014	131
226.	Ken Clark, IB vs. Utah, Sept. 16, 1989	130
	Tommie Frazier, QB vs. W. Virginia, Aug. 28, 1994	130
	DeAngelo Evans, IB vs. Texas, Dec. 7, 1996	130

	Dan Alexander, IB at Kansas St., Nov. 11, 2000	130		*Ameer Abdullah, IB vs. Georgia, Jan. 1, 2014, Gator Bowl	122
	Cory Ross, IB at Oklahoma, Nov. 13, 2004	130		Luke McCaffrey, QB, vs. Illinois, Nov. 21, 2020	122
	Rex Burkhead, IB vs. Michigan St., Oct. 29, 2011	130	304.	Dennis Korinek, HB vs. Iowa St., Oct. 2, 1954	121
				Jerry Brown, FB vs. Iowa St., Oct. 6, 1956	121
<b>120-129-Yard-Rushing Games (86)</b>				Bill Thornton, HB at Oklahoma St., Oct. 21, 1961	121
232.	Ron Clark, HB vs. Missouri, Nov. 4, 1950	129		Roger Craig, IB vs. Penn St., Sept. 26, 1981	121
	Carroll Zaruba, HB vs. Colorado, Nov. 14, 1959	129		Roger Craig, IB at Oklahoma St., Nov. 7, 1981	121
	Jeff Moran, IB vs. Kansas St., Nov. 18, 1972	129		Derek Brown, IB vs. Colorado St., Sept. 14, 1991	121
	Jarvis Redwine, IB vs. Missouri, Nov. 1, 1980	129		Calvin Jones, IB vs. Iowa St., Nov. 16, 1991	121
	Doug DuBose, IB vs. Florida St., Sept. 7, 1985	129		Scott Frost, QB at Kansas, Oct. 25, 1997	121
	Keith Jones, IB vs. South Carolina, Oct. 3, 1987	129		Rex Burkhead, IB at Penn St., Nov. 12, 2011	121
	Calvin Jones, IB vs. Missouri, Oct. 23, 1993	129	313.	Ben Gregory, HB vs. Oklahoma St., Nov. 11, 1967	120
	Ahman Green, IB at Washington, Sept. 20, 1997	129		Jarvis Redwine, IB vs. New Mexico St., Oct. 6, 1979	120
	Joel Makovicka, FB at Washington, Sept. 20, 1997	129		Tyreece Knox, IB at Kansas, Oct. 8, 1988	120
	Rex Burkhead, IB at Iowa St., Nov. 6, 2010	129		Derek Brown, IB vs. Minnesota, Sept. 22, 1990	120
242.	Rick Berns, IB vs. Alabama, Sept. 17, 1977	128		Rex Burkhead, IB vs. Washington, Sept. 17, 2011	120
	David Horne, IB at Texas A&M, Oct. 26, 2002	128			
244.	Dick Davis, FB vs. Oklahoma, Nov. 25, 1967	127	<b>110-119-Yard Rushing Games (79)</b>		
	Jeff Kinney, HB at Oklahoma, Nov. 22, 1969	127	318.	Calvin Jones, IB vs. Middle Tenn. St., Sept. 12, 1992	119
	Rick Berns, IB at Colorado, Oct. 9, 1976	127		Dan Alexander, IB vs. Kansas, Nov. 4, 2000	119
	Mike Rozier, IB vs. Iowa, Sept. 11, 1982	127		Judd Davies, FB at Baylor, Oct. 13, 2001	119
	Roger Craig, IB at Hawaii, Dec. 4, 1982	127		David Horne, IB at Missouri, Oct. 11, 2003	119
	Tyreece Knox, IB vs. Missouri, Oct. 18, 1986	127		Rex Burkhead, IB vs. Ohio St., Oct. 8, 2011	119
	Damon Benning, IB vs. Texas Tech, Sept. 11, 1993	127		Ameer Abdullah, IB at UCLA, Sept. 8, 2012	119
	Correll Buckhalter, IB vs. Iowa St., Oct. 9, 1999	127		Rex Burkhead, IB vs. Idaho St., Sept. 22, 2012	119
	Eric Crouch, QB vs. Kansas, Nov. 4, 2000	127		Rex Burkhead, IB at Ohio St., Oct. 6, 2012	119
	Taylor Martinez, QB vs. W. Kentucky, Sept. 4, 2010	127	326.	*Rick Berns, IB vs. Texas Tech, Dec. 31, 1976,	118
	Ameer Abdullah, IB vs. Northwestern, Nov. 2, 2013	127		Astro-Bluebonnet Bowl	
	Jaquez Yant, RB vs. Northwestern, Oct. 2, 2021	127		*Mike Rozier, IB vs. LSU, Jan. 1, 1983, Orange Bowl	118
256.	Carroll Zaruba, HB vs. Kansas St., Oct. 8, 1959	126		Keith Jones, IB vs. Utah St., Sept. 5, 1987	118
	Rudy Johnson, HB at Missouri, Nov. 2, 1963	126		Tyreece Knox, IB vs. Iowa St., Nov. 7, 1987	118
	*Tony Davis, FB vs. Florida, Dec. 31, 1974, Sugar Bowl	126		Leodis Flowers, IB vs. Iowa St., Oct. 28, 1989	118
	Jeff Smith, IB vs. New Mexico St., Sept. 18, 1982	126		Derek Brown, IB vs. Missouri, Oct. 26, 1991	118
	Ken Kaelin, FB at Iowa St., Nov. 8, 1986	126		Calvin Jones, IB vs. Oklahoma, Nov. 29, 1991	118
	Tyreece Knox, IB at Iowa St., Nov. 8, 1986	126		Adrian Martinez, QB at Illinois, Sept. 21, 2019	118
	Lawrence Phillips, IB vs. W. Virginia, Aug. 28, 1994	126	334.	Monte Anthony, IB at Okla. St., Oct. 18, 1975	117
	Cory Ross, IB at Iowa St., Nov. 6, 2004	126		Doug DuBose, IB at Kansas, Nov. 16, 1984	117
	Ameer Abdullah, IB at Purdue, Oct. 12, 2013	126		Keith Jones, IB at Kansas, Nov. 15, 1986	117
265.	Doug DuBose, IB vs. Colorado, Oct. 26, 1985	125		Lawrence Phillips, IB at Kansas St., Oct. 15, 1994	117
	Ken Clark, IB at Missouri, Oct. 14, 1989	125		Correll Buckhalter, IB vs. San Jose St., Sept. 2, 2000	117
	Gerry Gdowski, QB at Oklahoma St., Oct. 21, 1989	125		Rex Burkhead, IB at Minnesota, Oct. 22, 2011	117
	Tommie Frazier, QB vs. Iowa St., Nov. 13, 1993	125		Adrian Martinez, QB vs. Colorado, Sept. 9, 2018	117
	Correll Buckhalter, IB vs. Missouri, Oct. 24, 1998	125	341.	Jeff Kinney, HB at Iowa St., Nov. 7, 1970	116
	Eric Crouch, QB vs. Colorado, Nov. 24, 2000	125		Steve Taylor, QB vs. Arizona St., Sept. 24, 1988	116
	David Horne, IB at Oklahoma St., Oct. 19, 2002	125		Correll Buckhalter, IB at Kansas, Oct. 30, 1999	116
	Cory Ross, IB vs. Western Illinois, Sept. 4, 2004	125		Brandon Jackson, IB at Iowa St., Oct. 7, 2006	116
	Quentin Castille, IB vs. Clemson, Jan. 1, 2009	125		Ameer Abdullah, IB vs. Penn St., Nov. 10, 2012	116
	Adrian Martinez, QB vs. Minnesota, Oct. 20, 2018	125		Terrell Newby, IB at Minnesota, Oct. 17, 2015	116
275.	Bill Mueller, HB at Kansas St., Oct. 8, 1949	124		Dedrick Mills, RB vs. No. Illinois, Sept. 14, 2019	116
	Jeff Kinney, HB vs. Oregon, Sept. 11, 1971	124	348.	Tom Rathman, FB vs. Colorado, Oct. 26, 1985	115
	Jarvis Redwine, IB vs. Penn St., Sept. 29, 1979	124		Keith Jones, IB at Oklahoma St., Oct. 17, 1987	115
	Leodis Flowers, IB vs. N. Illinois, Sept. 8, 1990	124		Roy Helu Jr., IB vs. Kansas, Nov. 8, 2008	115
	Keithen McCant, QB vs. Missouri, Oct. 13, 1990	124		Anthony Grant, RB vs. Minnesota, Nov. 5, 2022	115
	Calvin Jones, IB vs. North Texas, Sept. 4, 1993	124	352.	Doug DuBose, IB vs. Iowa St., Nov. 9, 1985	114
281.	Dennis Korinek, HB at Illinois, Sept. 26, 1953	123		*Eric Crouch, QB vs. Miami, Jan. 3, 2002 (Rose Bowl)	114
	Ron Kirkland, HB at Oklahoma St., Nov. 13, 1965	123		Ameer Abdullah, IB vs. Southern Miss, Sept. 7, 2013	114
	I.M. Hipp, IB at Indiana, Sept. 30, 1978	123	355.	Bob Smith, HB at Iowa St., Nov. 7, 1953	113
	Mike Rozier, IB at Kansas, Oct. 30, 1982	123		Rick Berns, IB vs. Oklahoma, Nov. 11, 1978	113
	Jeff Smith, IB at UCLA, Sept. 22, 1984	123		Tom Rathman, FB vs. Florida St., Sept. 7, 1985	113
	George Achola, IB vs. Minnesota, Sept. 22, 1990	123		Terry Rodgers, IB vs. Arizona St., Sept. 24, 1988	113
	Mickey Joseph, QB at Iowa St., Oct. 27, 1990	123		Ahman Green, IB vs. C. Florida, Sept. 13, 1997	113
	DeAngelo Evans, IB vs. Colorado, Nov. 29, 1996	123		Dan Alexander, IB vs. Iowa, Sept. 23, 2000	113
	Scott Frost, QB vs. Akron, Aug. 30, 1997	123		Dan Alexander, IB at Texas Tech, Oct. 14, 2000	113
	Ahman Green, IB at Kansas, Oct. 25, 1997	123		Emmett Johnson, RB vs. Wisconsin, Nov. 23, 2024	113
	Eric Crouch, QB at Colorado, Nov. 26, 1999	123	363.	Nick Adduci, FB vs. Colorado, Nov. 19, 1949	112
	Cory Ross, IB vs. Wake Forest, Sept. 10, 2005	123		Joe Orduna, HB at Colorado, Nov. 16, 1968	112
	Ameer Abdullah, IB vs. Michigan St., Nov. 16, 2013	123		Jeff Quinn, QB vs. Utah St., Sept. 15, 1979	112
294.	Bob Smith, HB vs. Colorado, Nov. 14, 1953	122		Leodis Flowers, IB at Kansas St., Oct. 6, 1990	112
	I.M. Hipp, IB vs. Baylor, Sept. 24, 1977	122		Ahman Green, IB vs. Pacific, Sept. 23, 1995	112
	Andra Franklin, FB vs. Oklahoma, Nov. 22, 1980	122		Dan Alexander, IB at Notre Dame, Sept. 9, 2000	112
	Andra Franklin, FB vs. Missouri, Nov. 1, 1980	122		Tierre Green, IB vs. Western Illinois, Sept. 4, 2004	112
	Steve Taylor, QB at Arizona St., Sept. 26, 1987	122		Taylor Martinez, QB at Oklahoma St., Oct. 23, 2010	112
	Ken Clark, IB vs. Arizona St., Sept. 24, 1988	122		Taylor Martinez, QB at UCLA, Sept. 8, 2012	112
	Gerry Gdowski, QB at Missouri, Oct. 14, 1989	122		Devine Ozigbo, IB vs. Wisconsin, Oct. 7, 2017	112
	David Horne, IB vs. Kansas, Nov. 9, 2002	122	374.	Adrian Martinez, QB vs. Buffalo, Sept. 11, 2021	112
				Willie Ross, HB at Kansas, Nov. 10, 1962	111



**Progression of Nebraska's Rushing Record**

<b>Player, Opp. (Games Held, Includes Bowls)</b>	<b>Yards</b>
Roy Helu Jr., IB, vs. Missouri, Oct. 30, 2010 (109)	307
Calvin Jones, IB, at Kansas, Nov. 9, 1991 (211)	294
Mike Rozier, IB, vs. Kansas, Nov. 12, 1983 (97)	285
Rick Berns, IB, vs. Missouri, Nov. 18, 1978 (61)	255
I.M. Hipp, IB, vs. Indiana, Oct. 1, 1977 (19)	254
Rick Berns, IB, vs. Hawaii, Dec. 4, 1976 (5)	211
Frank Solich, FB, at Air Force, Sept. 25, 1965 (136)	204
Bobby Reynolds, HB, vs. Indiana, Sept. 30, 1950 (154)	187
Bill Mueller, HB, at Kansas State, Oct. 8, 1949 (7)	124
Bill Mueller, HB, vs. South Dakota, Sept. 24, 1949 (2)	105

**100-Yard Rushing Games by Player**

<b>Rk.</b>	<b>Player</b>	<b>Total</b>	<b>200+</b>	<b>Bowl</b>
1.	Mike Rozier, IB, 1981-83	26	7	2
2.	Ameer Abdullah, IB, 2011-14	24	5	1
3.	Ahman Green, IB, 1995-97	20	4	1
4.	Eric Crouch, QB, 1998-01	17	0	1
5.	Calvin Jones, IB, 1991-93	16	2	0
6.	Lawrence Phillips, IB, 1993-95	15	2	1
7.	Doug DuBose, IB, 1984-85	14	0	1
	Dan Alexander, IB, 1997-00	14	2	2
9.	Taylor Martinez, QB, 2010-13	13	2	0
	Rex Burkhead, 2009-12	13	0	1
11.	Cory Ross, IB, 2002-05	12	0	2
	Derek Brown, IB, 1990-92	12	0	0
	Ken Clark, IB, 1987-89	12	2	0
14.	Correll Buckhalter, IB, 1998-00	11	0	0
	Jarvis Redwine, IB, 1979-80	11	1	0
16.	I.M. Hipp, IB, 1976-78	10	2	0
	Keith Jones, IB, 1984-87	10	2	0
	Roy Helu Jr., 2007-10	10	1	0
19.	Bobby Reynolds, HB, 1950-52	9	0	0
	Rick Berns, IB, 1976-78	9	2	1
	Jammal Lord, QB, 2000-03	9	1	0
	Devine Ozigbo, IB, 2015-18	9	0	0
23.	Dahrran Diedrick, IB, 1999-02	8	0	0
	Marlon Lucky, IB, 2005-08	8	1	0
25.	Roger Craig, IB, 1980-82	7	0	0
	Tony Davis, IB/FB, 1973-75	7	0	2
	Leodis Flowers, IB, 1988-90	7	0	0
	Adrian Martinez, QB, 2018-21	7	0	0

**Consecutive 100-Yard Games, Season**

<b>No.</b>	<b>Player, Year</b>
11*	Mike Rozier, IB, 1983 (includes four straight 200-yard games)
11	Lawrence Phillips, IB, 1994
11*	Ahman Green, IB, 1997 (includes three straight 200-yard games)
8	Bobby Reynolds, HB, 1950
8	Ameer Abdullah, IB, 2013
7	Derek Brown, IB, 1991
6	Mike Rozier, IB, 1982 (includes two straight 200-yard games)
5	Taylor Martinez, QB, 2010
5	Leodis Flowers, IB, 1990
5	Jarvis Redwine, IB, 1979
5	I.M. Hipp, IB, 1977 (includes two straight 200-yard games)
4	Ameer Abdullah, IB, 2012
4	Eric Crouch, QB, 2001
4	Doug DuBose, IB, 1984
4	Roy Helu Jr., IB, 2009
4	Bob Smith, HB, 1953
3	Bill Thornton, FB, 1961
3	Rick Berns, IB, 1976, 1977
3	Jeff Smith, IB, 1984
3	Doug DuBose, IB, 1985
3	Gerry Gdowski, QB, 1989
3	Ken Clark, IB, 1989
3	Calvin Jones, IB, 1991, 1993 (three total times)
3	Ahman Green, IB, 1995
3	Dan Alexander, IB, 2000

- 3 Eric Crouch, QB, 2001
- 3 Dahrran Diedrick, IB, 2001
- 3 Cory Ross, IB, 2004
- 3 Roy Helu Jr., IB, 2008, 2010
- 3 Rex Burkhead, IB, 2010
- 3 Taylor Martinez, QB, 2010
- 3 Rex Burkhead, IB, 2011
- 3 Ameer Abdullah, IB, 2014
- 3 Devine Ozigbo, IB, 2017, 2018
- 3 Anthony Grant, RB, 2022

\*Rozier and Green had 12 straight 100-yard games, including bowls.

**Quadruple 100-Yard Games (1)**

1. Thunder Collins, IB, (165), Dahrran Diedrick, IB, (137)  
Eric Crouch, QB, (132), Judd Davies, FB, (119) at  
Baylor, Oct. 13, 2001

**Triple 100-Yard Games (5)**

1. Ken Clark, IB, (122), Steve Taylor, QB, (116), Terry  
Rodgers, IB, (113) vs. Arizona St., Sept. 24, 1988
2. Eric Crouch, QB, (127), Dan Alexander, IB, (119),  
Correll Buckhalter, IB, (100) vs. Kansas, Nov. 4, 2000
3. Thunder Collins, IB, (165), Dahrran Diedrick, IB, (137)  
Eric Crouch, QB, (132), Judd Davies, FB, (119) at  
Baylor, Oct. 13, 2001
4. Taylor Martinez, QB, (137), Roy Helu Jr., IB, (110),  
Rex Burkhead, IB, (104), at Washington, Sept. 18, 2010
5. Devine Ozigbo, RB (152), Adrian Martinez, QB (125),  
Maurice Washington, RB (109) vs. Minnesota, Oct. 20, 2018

**Double 100-Yard Game Breakdown**

Games: 81

(75 by 2 players, 5 by 3 players, 1 by four players)

**Last Time:** vs. Louisiana Tech, Sept. 23, 2023,

Heinrich Haarberg, QB, (157), Anthony Grant, RB, (135)

**First Time:** vs. Missouri, Nov. 4, 1950,

Bobby Reynolds, HB, (175), Ron Clark, HB, (129)

**Total Double 100-Yard Games vs. Conference:**

45 vs. Big 12 (1 triple, 1 quadruple); 6 vs. Big Ten

**Total Double 100-Yard Games vs. Non-Conference:** 30 (2 triple)

**Total Double 100-Yard Games in Bowl Games:** 1

**Double 100-Yard Game Record:**

78-3 (52-1 Home, 24-2 Away, 2-0 Neutral)

**Most Double 100-Yard Games Against Opponent:** 10 vs. Iowa St.

**Most Common Double 100-Yard Game Combo:**

Dan Alexander, IB, and Correll Buckhalter, IB,  
5 times; 2 in 1999, 3 in 2000)

**Homecoming Games:** 15 (1 triple)

**Double 100-Yard Games, By Date**

1. Bobby Reynolds, HB, (175), Ron Clark, HB, (129)  
vs. Missouri, Nov. 4, 1950
2. Bobby Reynolds, HB, (141), Nick Adduci, FB, (108)  
vs. Kansas St., Nov. 11, 1950
3. Willie Ross, HB, (103), Bill Thornton, HB, (100)  
at Kansas St., Oct. 7, 1961
4. Jeff Kinney, HB, (104), Gary Dixon, HB, (104)  
vs. Kansas, Oct. 16, 1971
5. I.M. Hipp, IB, (200), Rick Berns, IB, (107)  
vs. Kansas, Nov. 12, 1977
6. I.M. Hipp, IB, (167), Jeff Quinn, QB, (112)  
vs. Utah St., Sept. 15, 1979
7. Jarvis Redwine, IB, (157), Craig Johnson, IB, (138)  
vs. Kansas, Oct. 13, 1979
8. Kenny Brown, WB, (111), Jarvis Redwine, IB, (102)  
at Oklahoma St., Oct. 20, 1979
9. Jarvis Redwine, IB, (129), Andra Franklin, FB, (122)  
vs. Missouri, Nov. 1, 1980
10. Jarvis Redwine, IB, (152), Andra Franklin, FB, (122)  
vs. Oklahoma, Nov. 22, 1980
11. Roger Craig, IB, (121), Mike Rozier, IB, (105)  
at Oklahoma St., Nov. 7, 1981
12. Mike Rozier, IB, (149), Jeff Smith, IB, (126)  
vs. New Mexico St., Sept. 18, 1982

13. Roger Craig, IB, (127), Mike Rozier, IB, (111) at Hawaii, Dec. 4, 1982
14. Mike Rozier, IB, (196), Turner Gill, QB, (100) at Minnesota, Sept. 17, 1983
15. Jeff Smith, IB, (170), Tom Rathman, FB, (108) vs. Wyoming, Sept. 8, 1984
16. Jeff Smith, IB, (123), Doug DuBose, IB, (104) at UCLA, Sept. 22, 1984
17. Doug DuBose, IB, (129), Tom Rathman, FB, (113) vs. Florida St., Sept. 7, 1985
18. Doug DuBose, IB, (125), Tom Rathman, FB, (115) vs. Colorado, Oct. 26, 1985
19. Tom Rathman, FB, (159), Doug DuBose, IB, (109) vs. Kansas, Nov. 16, 1985
20. Ken Kaelin, FB, (126), Tyreese Knox, IB, (126) at Iowa St., Nov. 8, 1986
21. Steve Taylor, QB, (157), Keith Jones, IB, (118) vs. Utah St., Sept. 5, 1987
22. Keith Jones, IB, (145), Steve Taylor, QB, (122) at Arizona St., Sept. 26, 1987
23. Keith Jones, IB, (240), Tyreese Knox, IB, (118) vs. Iowa St., Nov. 7, 1987
24. Ken Clark, IB, (122), Steve Taylor, QB, (116), Terry Rodgers, IB, (113) vs. Arizona St., Sept. 24, 1988
25. Ken Clark, IB, (256), Steve Taylor, QB, (140) vs. Oklahoma St., Oct. 15, 1988
26. Ken Clark, IB, (225), Tyreese Knox, IB, (108) at Kansas St., Oct. 22, 1988
27. Steve Taylor, QB, (154), Ken Clark, IB, (146) at Iowa St., Nov. 5, 1988
28. Ken Clark, IB, (130), Bryan Carpenter, FB, (102) vs. Utah, Sept. 16, 1989
29. Ken Clark, IB, (125), Gerry Gdowski, QB, (122) at Missouri, Oct. 14, 1989
30. Gerry Gdowski, QB, (176), Leodis Flowers, IB, (118) vs. Iowa St., Oct. 28, 1989
31. George Achola, IB, (123), Derek Brown, IB, (120) vs. Minnesota, Sept. 22, 1990
32. Leodis Flowers, IB, (208), Mickey Joseph, QB, (123) at Iowa St., Oct. 27, 1990
33. Derek Brown, IB, (145), Keithen McCant, QB, (100) vs. Kansas St., Oct. 19, 1991
34. Keithen McCant, QB, (124), Derek Brown, IB, (118) vs. Missouri, Oct. 26, 1991
35. Calvin Jones, IB, (121), Derek Brown, IB, (107) vs. Iowa St., Nov. 16, 1991
36. Derek Brown, IB, (154), Calvin Jones, IB, (119) vs. Middle Tennessee State, Sept. 12, 1992
37. Derek Brown, IB, (156), Calvin Jones, IB, (107) vs. Kansas, Nov. 7, 1992
38. Tommie Frazier, QB, (158), Calvin Jones, IB, (138) vs. Kansas St., Oct. 16, 1993
39. Calvin Jones, IB, (208), Tommie Frazier, QB, (125) vs. Iowa St., Nov. 13, 1993
40. Tommie Frazier, QB, (138), Lawrence Phillips, IB, (127) vs. West Virginia, Aug. 28, 1994
41. Clinton Childs, IB, (143), Ahman Green, IB, (111) vs. Arizona St., Sept. 16, 1995
42. Damon Benning, IB, (173), Ahman Green, IB, (112) vs. Pacific, Sept. 23, 1995
43. Tommie Frazier, QB, (199), Lawrence Phillips, IB, (165) vs. Florida, Jan. 2, 1996, Fiesta Bowl
44. Damon Benning, IB, (135), DeAngelo Evans, IB, (105) vs. Baylor, Oct. 12, 1996
45. Ahman Green, IB, (129), Joel Makovicka, FB, (129) at Washington, Sept. 20, 1997
46. Ahman Green, IB, (123), Scott Frost, QB, (121) at Kansas, Oct. 25, 1997
47. Ahman Green, IB, (105), Joel Makovicka, FB, (101) vs. Oklahoma, Nov. 1, 1997
48. Ahman Green, IB, (189), Scott Frost, QB, (141) at Missouri, Nov. 8, 1997
49. Dan Alexander, IB, (135), Correll Buckhalter, IB, (127) vs. Iowa St., Oct. 9, 1999
50. Eric Crouch, QB, (137), Dan Alexander, IB, (135) vs. Texas A&M, Nov. 6, 1999
51. Dan Alexander, IB, (180), Eric Crouch, QB, (123) at Colorado, Nov. 26, 1999
52. Dan Alexander, IB, (208), Correll Buckhalter, IB, (117) vs. San Jose St., Sept. 2, 2000
53. Dan Alexander, IB, (113), Correll Buckhalter, IB, (100) vs. Iowa, Sept. 23, 2000
54. Dan Alexander, IB, (113), Correll Buckhalter, IB, (105) at Texas Tech, Oct. 14, 2000
55. Eric Crouch, QB, (127), Dan Alexander, IB, (119), Correll Buckhalter, IB, (100) vs. Kansas, Nov. 4, 2000
56. Dahrran Diedrick, IB, (107), Eric Crouch, QB, (104) vs. Iowa St., Oct. 6, 2001
57. Thunder Collins, IB, (165), Dahrran Diedrick, IB, (137), Eric Crouch, QB, (132), Judd Davies, FB, (119) at Baylor, Oct. 13, 2001
58. Dahrran Diedrick, IB, (157), Eric Crouch, QB, (105) vs. Texas Tech, Oct. 20, 2001
59. Dahrran Diedrick, IB, (108), Eric Crouch, QB, (106) vs. Kansas St., Nov. 10, 2001
60. Jammal Lord, QB, (159), David Horne, IB, (128) at Texas A&M, Oct. 26, 2002
61. David Horne, IB, (122), Dahrran Diedrick, IB, (107) vs. Kansas, Nov. 9, 2002
62. Josh Davis, IB, (179), Jammal Lord, QB, (100), vs. Penn St., Sept. 13, 2003
63. David Horne, IB, (119), Jammal Lord, QB, (111) at Missouri, Oct. 11, 2003
64. Cory Ross, IB, (125), Tierre Green, IB, (112) vs. Western Illinois, Sept. 4, 2004
65. Marlon Lucky, IB, (156), Kenny Wilson, IB, (106) vs. Troy, Sept. 23, 2006
66. Cody Glenn, IB, (148), Brandon Jackson, IB, (116) at Iowa St., Oct. 7, 2006
67. Taylor Martinez, QB, (157), Roy Helu Jr., IB (107) vs. Idaho, Sept. 11, 2010
68. Taylor Martinez, QB, (137), Roy Helu Jr., IB, (110), Rex Burkhead, IB, (104), at Washington, Sept. 18, 2010
69. Taylor Martinez, QB, (241), Roy Helu Jr., IB, (110) at Kansas State, Oct. 7, 2010
70. Rex Burkhead, IB, (119), Taylor Martinez, QB, (102) vs. Ohio State, Oct. 8, 2011
71. Ameer Abdullah, IB (119), Taylor Martinez, QB, (112) at UCLA, Sept. 8, 2012
72. Rex Burkhead, IB (119), Imani Cross, IB, (100) vs. Idaho State, Sept. 22, 2012
73. Taylor Martinez, QB (205), Ameer Abdullah (101) at Michigan State, Nov. 3, 2012
74. Ameer Abdullah, IB (116), Taylor Martinez (104) vs. Penn State, Nov. 10, 2012
75. Ameer Abdullah, IB (144), Imani Cross, IB (105) vs. Wyoming, Aug. 31, 2013
76. Ameer Abdullah, IB (232), Terrell Newby, IB (107) vs. Florida Atlantic, Aug. 30, 2014
77. Ameer Abdullah, IB (208), Imani Cross, IB (109) vs. Illinois, Sept. 27, 2014
78. Adrian Martinez, QB (117), Greg Bell, IB (104) vs. Colorado, Sept. 8, 2018
79. Devine Ozigbo, RB (152), Adrian Martinez, QB (125), Maurice Washington (109) vs. Minnesota, Oct. 20, 2018
80. Dedrick Mills, RB (191), Adrian Martinez, QB (157) at Rutgers, Dec. 18, 2020
81. Heinrich Haarberg, QB (157), Anthony Grant, RB (135) vs. Louisiana Tech, Sept. 23, 2023

## Rushing Season

Attempts: 286; Lawrence Phillips, IB, 1994

(1,722 yards, 12 games)

Yards: 2,148; Mike Rozier, IB, 1983 (275 att., 12 games)

Yards Per Attempt: (min. 100 att.) - 8.33; Calvin Jones,

IB, 1991 (900 yards, 108 att.);

(min. 200 att.) - 7.81; Mike Rozier, IB, 1983

(2,148 yards, 275 att.)

Yards Per Game: 179.0, Mike Rozier, IB, 1983

(2,148 yards, 12 games)

Touchdowns: 29; Mike Rozier, IB, 1983 (12 games)

Games Rushing for 100 Yards: 11; Mike Rozier, IB, 1983;

Lawrence Phillips, IB, 1994; Ahman Green, IB, 1997;

Ameer Abdullah, IB, 2013

Games Rushing for 200 Yards: 4; Mike Rozier, IB, 1983;

Ameer Abdullah, IB, 2014

Consecutive 100-Yard Games: 11; Mike Rozier, IB, 1983

(games 2-12); Lawrence Phillips, IB, 1994 (games 1-11);

Ahman Green, IB, 1997 (games 2-12)

Consecutive 200-Yard Games: 4; Mike Rozier, IB, 1983

(games 9-12)

## 1,000-Yard Rushing Seasons (36)

Rk.	Player	Pos.	Year	Att.	TD	Games	Yards
1.	Mike Rozier, IB, 1983			275 att., 29 TD, 12 games			2,148
2.	Ahman Green, IB, 1997			(278 att., 22 TD, 12 games)			1,877
3.	Lawrence Phillips, IB, 1994			(286 att., 16 TD, 12 games)			1,722
4.	Ameer Abdullah, IB, 2013			(281 att., 9 TD, 13 games)			1,690
5.	Mike Rozier, IB, 1982			(242 att., 15 TD, 12 games)			1,689
6.	Ameer Abdullah, IB, 2014			(264 att., 19 TD, 13 games)			1,611
7.	Ken Clark, IB, 1988			(232 att., 12 TD, 12 games)			1,497
8.	Jammal Lord, QB, 2002			(251 att., 8 TD, 14 games)			1,412
9.	Rex Burkhead, IB, 2011			(284 att., 15 TD, 13 games)			1,357
10.	Bobby Reynolds, HB, 1950			(193 att., 19 TD, 9 games)			1,342
11.	Derek Brown, IB, 1991			(230 att., 14 TD, 11 games)			1,313
12.	I.M. Hipp, IB, 1977			(197 att., 10 TD, 11 games)			1,301
13.	Dahrran Diedrick, IB, 2001			(233 att., 15 TD, 11 games)			1,299
14.	Roy Helu Jr., IB, 2010			(188 att., 11 TD, 14 games)			1,245
15.	Keith Jones, IB, 1987			(170 att., 13 TD, 10 games)			1,232
16.	Calvin Jones, IB, 1992			(168 att., 14 TD, 11 games)			1,210
17.	Ken Clark, IB, 1989			(198 att., 12 TD, 10 games)			1,196
18.	Doug DuBose, IB, 1985			(203 att., 8 TD, 10 games)			1,161
19.	Dan Alexander, IB, 2000			(182 att., 8 TD, 11 games)			1,154
20.	Roy Helu Jr., IB, 2009			(220 att., 10 TD, 14 games)			1,147
21.	Ameer Abdullah, IB, 2012			(226 att., 8 TD, 14 games)			1,137
22.	Jarvis Redwine, IB, 1980			(156 att., 9 TD, 10 games)			1,119
23.	Eric Crouch, QB, 2001			(203 att., 18 TD, 12 games)			1,115
24.	Cory Ross, IB, 2004			(207 att., 6 TD, 11 games)			1,102
25.	Scott Frost, QB, 1997			(176 att., 19 TD, 12 games)			1,095
26.	Ahman Green, IB, 1995			(141 att., 13 TD, 11 games)			1,086
27.	Devine Ozigbo, IB, 2018			(155 att., 12 TD, 12 games)			1,082
28.	Roger Craig, IB, 1981			(173 att., 6 TD, 11 games)			1,060
29.	Calvin Jones, IB, 1993			(185 att., 12 TD, 9 games)			1,043
30.	Jarvis Redwine, IB, 1979			(148 att., 8 TD, 11 games)			1,042
31.	Doug DuBose, IB, 1984			(156 att., 8 TD, 11 games)			1,040
32.	Jeff Kinney, HB, 1971			(222 att., 16 TD, 12 games)			1,037
33.	Taylor Martinez, QB, 2012			(195 att., 10 TD, 14 games)			1,019
34.	Marlon Lucky, IB, 2007			(206 att., 9 TD, 12 games)			1,019
35.	Derek Brown, IB, 1992			(169 att., 4 TD, 10 games)			1,011
36.	Tony Davis, IB, 1973			(254 att., 12 TD, 11 games)			1,008

## Top Rushing Seasons by Position

### I-Back

Rk.	Player (year)	Games	Att.	Avg.	TD	Yards
1.	Mike Rozier (1983)	12	275	7.81	29	2,148
2.	Ahman Green (1997)	12	278	6.75	22	1,877
3.	Lawrence Phillips (1994)	12	286	6.00	16	1,722
4.	Ameer Abdullah (2013)	13	281	6.01	9	1,690
5.	Mike Rozier (1982)	12	242	6.98	15	1,689
6.	Ameer Abdullah (2014)	13	264	6.10	19	1,611
7.	Ken Clark (1988)	12	232	6.45	12	1,497
8.	Rex Burkhead (2011)	13	284	4.78	15	1,357
9.	Bobby Reynolds (1950)	9	193	6.95	19	1,342
10.	Derek Brown (1991)	11	230	5.71	14	1,313

## Quarterback

Rk.	Player (year)	Games	Att.	Avg.	TD	Yards
1.	Jammal Lord (2002)	14	251	5.63	8	1,412
2.	Eric Crouch (2001)	12	203	5.49	18	1,115
3.	Scott Frost (1997)	12	176	6.22	19	1,095
4.	Taylor Martinez (2012)	14	195	5.23	10	1,019
5.	Eric Crouch (2000)	11	169	5.75	20	971
6.	Taylor Martinez (2010)	13	162	5.96	12	965
7.	Jammal Lord (2003)	13	215	4.41	10	948
8.	Gerry Gdowski (1989)	11	117	7.91	13	925
9.	Eric Crouch (1999)	12	180	4.94	16	889
10.	Taylor Martinez (2011)	13	188	4.65	9	874

## Fullback

Rk.	Player (year)	Games	Att.	Avg.	TD	Yards
1.	Tom Rathman (1985)	11	118	7.47	8	881
2.	Dick Davis (1967)	10	162	4.42	1	717
3.	*Rick Berns (1977)	10	121	5.79	9	700
4.	Jerry Brown (1956)	10	129	5.35	5	690
5.	Joel Makovicka (1997)	12	105	6.52	9	685
6.	Andra Franklin (1980)	11	120	5.65	3	678
7.	Tony Davis (1975)	11	141	4.39	2	619
8.	Dick Davis (1968)	10	158	3.84	2	606
9.	Andra Franklin (1979)	11	110	5.30	4	583
10.	Frank Solich (1965)	10	107	5.42	4	580

\*Berns split time at fullback and I-back in 1977.

## Top Rushing Seasons by Class

### Freshman

Rk.	Player (year)	Games	Att.	Avg.	TD	Yards
1.	Ahman Green, IB (1995)*	11	141	7.70	13	1,086
2.	Taylor Martinez, QB (2010)	13	162	5.96	12	965
3.	Calvin Jones, IB (1991)	10	108	8.33	14	900
4.	DeAngelo Evans, IB (1996)*	11	148	5.24	14	776
5.	David Horne, IB (2002)*	9	127	5.13	7	651
6.	Adrian Martinez, QB (2018)*	11	140	4.49	8	629
7.	Monte Anthony, IB (1974)*	11	109	5.39	7	587
8.	Lawrence Phillips, IB (1993)*	10	92	5.52	5	508
9.	Rahmir Johnson, RB (2021)	10	112	4.42	4	495
10.	Eric Crouch, QB (1998)	8	96	4.78	5	459

\*denotes true freshman

### Sophomore

Rk.	Player (year)	Games	Att.	Avg.	TD	Yards
1.	Lawrence Phillips, IB (1994)	12	286	6.00	16	1,722
2.	Bobby Reynolds, HB (1950)	9	193	6.95	19	1,342
3.	Derek Brown, IB (1991)	11	230	5.71	14	1,313
4.	I.M. Hipp, IB (1977)	11	197	6.60	10	1,301
5.	Calvin Jones, IB (1992)	11	168	7.20	14	1,210
6.	Ameer Abdullah, IB (2012)	14	226	5.03	8	1,137
7.	Doug DuBose, IB (1984)	11	156	6.67	8	1,040
8.	Tony Davis, IB (1973)	11	254	3.94	13	1,008
9.	Rick Berns, IB (1976)	12	182	5.34	11	972
10.	Rex Burkhead, IB (2010)	14	172	5.53	7	951

### Junior

Player (year)	Games	Att.	Avg.	TD	Yards
1. Ahman Green, IB (1997)	12	278	6.75	22	1,877
2. Ameer Abdullah, IB (2013)	13	281	6.01	9	1,690
3. Mike Rozier, IB (1982)	12	242	6.98	15	1,689
4. Ken Clark, IB (1988)	12	232	6.45	12	1,497
5. Jammal Lord, QB (2002)	14	251	5.63	8	1,412
6. Rex Burkhead, IB (2011)	13	284	4.78	15	1,357
7. Dahrran Diedrick, IB (2001)	11	233	5.58	15	1,299
8. Doug DuBose, IB (1985)	10	203	5.72	8	1,161
9. Roy Helu Jr., IB (2009)	14	220	5.21	10	1,147
10. Cory Ross, IB (2004)	11	207	5.32	6	1,102

### Senior

Rk.	Player (year)	Games	Att.	Avg.	TD	Yards
1.	Mike Rozier, IB (1983)	12	275	7.81	29	2,148
2.	Ameer Abdullah, IB (2014)	13	264	6.10	19	1,611
3.	Roy Helu Jr., IB (2010)	14	188	6.62	11	1,245
4.	Keith Jones, IB (1987)	10	170	7.25	13	1,232

5. Ken Clark, IB (1989)	10	198	6.04	12	1,196
6. Dan Alexander, IB (2000)	11	182	6.34	8	1,154
7. Jarvis Redwine, IB (1980)	10	156	7.17	9	1,119
8. Eric Crouch, QB (2001)	12	203	5.49	18	1,115
9. Scott Frost, QB (1997)	12	176	6.22	19	1,095
10. Devine Ozigbo, IB (2018)	12	155	6.98	12	1,082

### Rushing Touchdowns, Season

Rk.	Player, Pos., Year	TD
1.	Mike Rozier, IB, 1983	29
2.	Ahman Green, IB, 1997	22
3.	Eric Crouch, QB, 2000	20
4.	Bobby Reynolds, IB, 1950	19
	Scott Frost, QB, 1997	19
	Ameer Abdullah, IB, 2014	19
7.	Eric Crouch, QB, 2001	18
8.	Jeff Kinney, HB, 1971	16
	Lawrence Phillips, IB, 1994	16
	Eric Crouch, QB, 1999	16

### Rushing Career

**Attempts:** 813; Ameer Abdullah, IB, 2011-14 (4,588 yards)

**Yards:** 4,780; Mike Rozier, IB, 1981-83 (668 att.)

**Yards Per Attempt (min. 200 att.):** 7.16; Mike Rozier, IB, 1981-83 (NCAA record, 4,780 yards, 668 att.)

**Yards Per Game:** 136.6; Mike Rozier, IB, 1981-83 (35 games)

**Touchdowns:** 59; Eric Crouch, QB, 1998-01

**Games Rushing for 100 Yards:** 26; Mike Rozier, IB, 1981-83

**Games Rushing for 200 Yards:** 7; Mike Rozier, IB, 1981-83

**Yards Gained Against One Opponent:** 599; Ahman Green, IB, vs. Iowa St., 1995-97 (three games, 176 in 1995; 214 in 1996; 209 in 1997)

### 2,000-Yard Career Rushers (30)

Rk.	Player, Pos., (years)	Att.	Achieved 2,000 In:	
			Net	Game Att.
1.	Mike Rozier, IB (1981-83)	668	4,780	19 307
2.	Ameer Abdullah, IB (2011-14)	813	4,588	33 367
3.	Ahman Green, IB (1995-97)	574	3,880	21 295
4.	Eric Crouch, QB (1998-01)	648	3,434	28 385
5.	Roy Helu Jr., IB (2007-10)	578	3,404	38 347
6.	Rex Burkhead, IB (2009-12)	635	3,329	36 362
7.	Calvin Jones, IB (1991-93)	461	3,153	21 262
8.	Ken Clark, IB (1987-89)	494	3,037	22 309
9.	Taylor Martinez, QB (2010-13)	585	2,975	29 374
10.	I.M. Hipp, IB (1977-79)	495	2,814	18 322
11.	Lawrence Phillips, IB (1993-95)	449	2,777	21 322
12.	Dahrran Diedrick, IB (1999-02)	502	2,745	37 362
13.	Cory Ross, IB (2002-05)	597	2,743	38 408
14.	Derek Brown, IB (1990-92)	458	2,699	22 326
15.	Jammal Lord, QB (2000-03)	516	2,573	39 397
16.	Correll Buckhalter, IB (1997-00)	413	2,522	38 336
17.	Keith Jones, IB (1984-87)	398	2,488	34 347
18.	Dan Alexander, IB (1997-00)	402	2,456	34 331
19.	Rick Berns, IB (1976-78)	440	2,449	33 362
20.	Roger Craig, IB (1979-82)	407	2,446	29 317
21.	Marlon Lucky, IB (2005-08)	515	2,393	41 419
22.	Adrian Martinez, QB (2018-21)	508	2,301	31 405
23.	Jeff Kinney, HB (1969-71)	545	2,244	31 495
24.	Terrell Newby, IB (2013-16)	458	2,239	48 401
25.	Doug DuBose, IB (1982-85)	362	2,205	20 320
26.	Bobby Reynolds, HB (1950-52)	378	2,196	22 *326
27.	Jarvis Redwine, IB (1979-80)	304	2,161	19 280
28.	Tony Davis, IB/FB (1973-75)	501	2,153	31 469
29.	Steve Taylor, QB (1985-88)	431	2,125	35 398
30.	Monte Anthony, IB (1974-77)	463	2,077	35 446

\*Because of incomplete statistics, the exact carry on which Reynolds hit 2,000 can't be determined, therefore, the number listed is his total number of carries at the end of the game in which he achieved 2,000 yards.

### Rushing by Position

#### Running Backs/I-Backs/Halfbacks

**Attempts, Game:** 38; Rex Burkhead, vs. Iowa, Nov. 25, 2011 (160 yards)

**Attempts, Season:** 286; Lawrence Phillips, 1994 (1,722 yards)

**Attempts, Career:** 813; Ameer Abdullah, 2011-14 (4,588 yards)

**Net Yards, Game:** 307; Roy Helu Jr., vs. Missouri, Oct. 30, 2010 (28 att.)

**Net Yards, Season:** 2,148; Mike Rozier, 1983 (275 att.)

**Net Yards, Career:** 4,780; Mike Rozier, 1981-83 (668 att.)

**Touchdowns, Game:** 6; Calvin Jones, at Kansas, Nov. 9, 1991

**Touchdowns, Season:** 29; Mike Rozier, 1983

**Touchdowns, Career:** 49; Mike Rozier, 1981-83

#### Quarterbacks

**Attempts, Game:** 30; Jammal Lord, at Texas A&M, Oct. 26, 2002 (159 yards)

**Attempts, Season:** 251; Jammal Lord, 2002 (1,412 yards)

**Attempts, Career:** 648; Eric Crouch, 1998-01 (3,434 yards)

**Net Yards, Game:** 241; Taylor Martinez, at Kansas St., Oct. 7, 2010 (15 att.)

**Net Yards, Season:** 1,412; Jammal Lord, 2002 (251 att.)

**Net Yards, Career:** 3,434; Eric Crouch, 1998-01 (648 att.)

**Touchdowns, Game:** 4; six times

Taylor Martinez, at Kansas St., Oct. 7, 2010;

Eric Crouch, vs. Iowa St., Oct. 6, 2001;

Eric Crouch, QB, vs. Kansas, Nov. 4, 2000;

Scott Frost, vs. Missouri, Nov. 8, 1997;

Mickey Joseph, vs. Missouri, Oct. 13, 1990;

Gerry Gdowski, vs. Iowa St., Oct. 28, 1989

**Touchdowns, Season:** 20; Eric Crouch, 2000

**Touchdowns, Career:** 59; Eric Crouch, 1998-01

#### Fullbacks

**Attempts, Game:** 25; Jerry Brown, vs. Baylor, Nov. 17, 1956

(100 yards); Ken Kaelin, at Iowa St., Nov. 8, 1986 (126 yards)

**Attempts, Season:** 162; Dick Davis, 1967 (717 yards)

**Attempts, Career:** 349; Dick Davis, 1966-68 (1,477 yards)

**Net Yards, Game:** 204; Frank Solich, at Air Force,

Sept. 25, 1965 (17 att.)

**Net Yards, Season:** 881; Tom Rathman, 1985 (118 att.)

**Net Yards, Career:** 1,738; Andra Franklin, 1977-80 (324 att.)

*Note: Tony Davis gained 2,153 yards in 1973-75 on 501 att., but 1,145 yards were while playing I-back.*

**Touchdowns, Game:** 3; Joel Makovicka, vs. Oklahoma, Nov. 1, 1997

**Touchdowns, Season:** 9; twice

Mark Schellen, 1983; Joel Makovicka, 1997

**Touchdowns, Career:** 14; Judd Davies, 2000-03

### Rushing Touchdowns, Career

Rk.	Player, Pos., Years	TD
1.	Eric Crouch, QB, 1998-2001	59
2.	Mike Rozier, IB, 1981-83	49
3.	Ahman Green, IB, 1995-97	42
4.	Calvin Jones, IB, 1991-93	40
5.	Ameer Abdullah, IB, 2011-14	39
6.	Adrian Martinez, QB, 2018-21	35
7.	Keith Jones, IB, 1984-87	32
	Steve Taylor, QB, 1985-88	32
9.	Taylor Martinez, QB, 2010-13	31
10.	Lawrence Phillips, IB, 1993-95	30
	Rex Burkhead, IB, 2009-12	30

**Passing Game**

**Attempts:** 58; Joe Ganz, QB, at Colorado, Nov. 23, 2007 (31 comp.)  
**Completions:** 36; Zac Taylor, QB, vs. Iowa St., Oct. 1, 2005 (55 att.); Sam Keller, QB, vs. USC, Sept. 15, 2007 (54 att.); Joe Ganz, QB, at Texas Tech, Oct. 11, 2008 (44 att.);  
**Completion Percentage:** (min. 10 att.): 92.86;

**Taylor Martinez**, QB, vs. Arkansas St., Sept. 15, 2012 (14 att., 13 comp.); (min. 20 att.): 90.00; **Adrian Martinez**, QB, at Iowa, Nov. 27, 2020 (20 att., 18 comp.)

**Yards:** 510; Joe Ganz, QB, vs. Kansas St., Nov. 10, 2007

**Yards Per Attempt (min. 15 att.):** 17.10; Joe Dailey, QB, vs. Baylor, Oct. 16, 2004 (342 yards, 20 att.)

**Yards Per Completion (min. 8 comp.):** 26.33; Zac Taylor, QB, vs. Kansas, Sept. 30, 2006 (395 yards, 15 comp.)

**Attempts, No Interceptions:** 55; Zac Taylor, QB, vs. Iowa St., Oct. 1, 2005

**Touchdowns:** 7; Joe Ganz, QB, vs. Kansas State, Nov. 10, 2007 (40 att., 30 comp.)

**Touchdown Percentage (min. 15 att.):** 33.33; Steve Taylor, QB, vs. UCLA, Sept. 12, 1987 (15 att., 5 TD)

**NCAA Rating (min. 15 att.):** 298.2; Steve Taylor, QB, vs. UCLA, Sept. 12, 1987 (15 att., 10 comp., 0 INT, 217 yards, 5 TD)

**Long Nebraska Pass:** 99 (TD); Tommy Armstrong Jr., QB, to Quincy Enunwa, WR, vs. Georgia, Jan. 1, 2014

**Long Nebraska Pass, No TD:** 78; Eric Crouch, QB, to Wilson Thomas, SE, at Colorado, Nov. 23, 2001

**250-Yard Passing Games (88)**

Rk.	Player, Pos., Opponent, Date (comp.-att.)	Yards
1.	Joe Ganz vs. Kansas St., Nov. 10, 2007 (30-40)	510
2.	Joe Ganz at Colorado, Nov. 23, 2007 (31-58)	484
3.	Sam Keller vs. Ball State, Sept. 22, 2007 (29-37)	438
4.	Zac Taylor vs. Iowa St., Oct. 1, 2005 (36-55)	431
5.	Tanner Lee at Purdue, Oct. 28, 2017 (32-50)	431
6.	Ryker Fyfe at Purdue, Oct. 31, 2015 (29-48)	407
7.	Joe Ganz at Kansas, Nov. 3, 2007 (25-50)	405
8.	Tanner Lee at Penn State, Nov. 18, 2017 (26-41)	399
9.	Zac Taylor vs. Kansas, Sept. 30, 2006 (15-33)	395
10.	Zac Taylor at Colorado, Nov. 25, 2005 (27-43)	392
11.	Sam Keller vs. USC, Sept. 15, 2007 (36-54)	389
12.	Adrian Martinez at Wisconsin, Oct. 6, 2018 (24-41)	384
13.	Tommy Armstrong Jr. vs. USC, Dec. 27, 2014 (32-51)	381
14.	Tommy Armstrong Jr. vs. Wyoming, Sept. 10, 2016 (20-34)	377
15.	Tommy Armstrong Jr. vs. Southern Miss, Sept. 26, 2015 (23-35)	368
16.	Casey Thompson vs. Northwestern, Aug. 27, 2022 (25-42)	355
17.	Taylor Martinez vs. Southern Miss, Sept. 1, 2012 (26-34)	354
18.	Casey Thompson at Purdue, Oct. 15, 2022 (16-29)	354
19.	Adrian Martinez at Wisconsin, Nov. 20, 2021 (23-35)	351
20.	Joe Ganz at Texas Tech, Oct. 11, 2008 (36-44)	349
21.	Joe Ganz vs. Western Michigan, Aug. 30, 2008 (20-36)	345
22.	Joe Dailey vs. Baylor, Oct. 16, 2004 (13-20)	342
23.	Taylor Martinez at Northwestern, Oct. 20, 2012 (27-39)	342
24.	Zac Lee vs. Arkansas State, Sept. 12, 2009 (27-35)	340
25.	Joe Ganz vs. Baylor, Oct. 25, 2008 (32-46)	336
26.	Joe Ganz at Iowa State, Oct. 18, 2008 (27-37)	328
27.	Adrian Martinez at Illinois, Sept. 21, 2019 (22-34)	328
28.	Joe Ganz vs. Kansas, Nov. 8, 2008 (28-37)	324
29.	Taylor Martinez at Okla. St., Oct. 23, 2010 (23-35)	323
30.	Adrian Martinez vs. Purdue, Sept. 29, 2018 (25-42)	323
31.	Tommy Armstrong Jr. vs. Michigan St., Nov. 11, 2015 (19-33)	320
32.	Tommy Armstrong Jr. vs. BYU, Sept. 5, 2015 (24-41)	319
33.	Casey Thompson vs. Georgia Southern, Sept. 10, 2022 (23-34)	318
34.	Tommy Armstrong Jr. at Miami, Sept. 19, 2015 (21-45)	309
35.	Taylor Martinez vs. Minnesota, Nov. 17, 2012 (21-29)	308
36.	Joe Dailey vs. Colorado, Nov. 26, 2004 (29-55)	306
37.	Tanner Lee vs. Ohio State, Oct. 14, 2017 (23-38)	303
38.	Tanner Lee vs. Northern Illinois, Sept. 16, 2017 (25-47)	299
39.	Sam Keller at Texas, Oct. 27, 2007 (23-35)	298
40.	Dave Humm vs. Wisconsin, Sept. 29, 1973 (25-36)	297
41.	Dylan Raiola vs. Illinois, Sept. 20, 2024 (24-35)	297
42.	Tommy Armstrong Jr. vs. Iowa, Nov. 27, 2015 (25-45)	296
43.	Joe Ganz vs. Missouri, Oct. 4, 2008 (27-39)	293
44.	Dylan Raiola vs. Wisconsin, Nov. 23, 2024 (28-38)	293
45.	Dave Humm at Missouri, Oct. 13, 1973 (20-29)	292

46.	Tommy Armstrong Jr. vs. Northwestern, Oct. 10, 2015 (24-48)	291
47.	Adrian Martinez vs. Michigan, Oct. 9, 2021 (18-28)	291
48.	Frank Patrick vs. Oklahoma, Nov. 23, 1967 (22-40)	290
49.	Adrian Martinez vs. Illinois, Nov. 10, 2018 (24-34)	290
50.	Adrian Martinez at Colorado, Sept. 7, 2019 (16-26)	290
51.	Taylor Martinez vs. Northwestern, Nov. 5, 2011 (28-37)	289
52.	Adrian Martinez, at Oklahoma, Sept. 18, 2021 (19-25)	289
53.	Zac Taylor vs. Louisiana Tech, Sept. 2, 2006 (22-33)	287
54.	Jerry Tagge at Kansas St., Nov. 13, 1971 (20-28)	285
55.	Zac Taylor vs. Oklahoma, Dec. 2, 2006 (23-50)	282
56.	Dave Humm at Kansas, Oct. 21, 1972 (16-31)	281
57.	Zac Taylor at Missouri, Oct. 22, 2005 (22-43)	281
58.	Joe Ganz vs. Virginia Tech, Sept. 27, 2008 (17-26)	278
59.	Casey Thompson at Iowa, Nov. 25, 2022 (20-30)	278
60.	Zac Taylor vs. Texas, Oct. 21, 2006 (15-28)	277
61.	Adrian Martinez vs. Minnesota, Oct. 20, 2018 (25-29)	276
62.	Sam Keller vs. Texas A&M, Oct. 20, 2007 (26-44)	275
63.	Tommy Armstrong Jr. at Mich. St., Oct. 4, 2014 (20-43)	273
64.	Dave Humm vs. Oklahoma St., Oct. 28, 1972 (15-32)	271
65.	Tommy Armstrong Jr. vs. FAU, Aug. 30, 2014 (15-29)	271
66.	Joe Ganz at Kansas State, Nov. 15, 2008 (16-25)	270
67.	Tommy Armstrong Jr. vs. S. Alabama, Sept. 12, 2015 (21-30)	270
68.	Casey Thompson vs. Indiana, Oct. 1, 2022 (18-27)	270
69.	Adrian Martinez vs. Purdue, Oct. 30, 2021 (14-29)	269
70.	Zac Taylor vs. Troy, Sept. 23, 2006 (14-17)	268
71.	Brook Berringer vs. Kansas, Nov. 5, 1994 (13-18)	267
72.	Dave Humm vs. Missouri, Oct. 14, 1972 (15-22)	267
73.	Adrian Martinez at Ohio State, Nov. 3, 2018 (31-36)	266
74.	Vince Ferragamo vs. Miami, Oct. 2, 1976 (17-22)	264
75.	Tanner Lee vs. Wisconsin, Oct. 7, 2017 (16-32)	262
76.	Tommy Armstrong Jr. at Minnesota, Oct. 17, 2015 (18-26)	261
77.	Jerry Tagge vs. Kansas, Oct. 18, 1969 (23-36)	260
78.	Tommy Armstrong Jr. at Fresno St., Sept. 13, 2014 (12-21)	260
79.	Adrian Martinez at Iowa, Nov. 23, 2018 (28-31)	260
80.	Sam Keller at Wake Forest, Sept. 8, 2007 (24-41)	258
81.	Adrian Martinez vs. No. Illinois, Sept. 14, 2019 (16-27)	257
82.	Dylan Raiola at Purdue, Sept. 28, 2024 (17-27)	257
83.	Adrian Martinez, at Rutgers, Dec. 18, 2020 (24-28)	255
84.	Scott Frost vs. Kansas, Oct. 26, 1996 (12-16)	254
85.	Adrian Martinez vs. Fordham, Sept. 4, 2021 (17-23)	254
86.	Tommy Armstrong Jr. vs. Purdue, Oct. 22, 2016 (17-31)	252
87.	Tanner Lee at Oregon, Sept. 9, 2017 (19-41)	252
88.	Adrian Martinez at Northwestern, Oct. 13, 2018 (25-35)	251

**Bowl Game Record**

Tommy Armstrong Jr. vs. USC, Dec. 27, 2014	381
Holiday Bowl (32-51, 3 TD)	

**Best Passing Game by Class**

<b>Freshman:</b> 384, Adrian Martinez at Wisconsin, Oct. 6, 2018 (24-41)
<b>Sophomore:</b> 381; Tommy Armstrong Jr., vs. USC, Dec. 27, 2014 (32-51)
<b>Junior:</b> 510; Joe Ganz vs. Kansas St., Nov. 10, 2007 (30-40)
<b>Senior:</b> 438; Sam Keller vs. Ball St., Sept. 22, 2007 (29-37)

**Top 10 Games, NCAA Pass Rating (min. 15 att.)**

Rk.	Player, Opponent, Date (Att.-Comp.-INT/Yds./TD)	Rating
1.	Steve Taylor vs. UCLA, Sept. 12, 1987 (15-10-0/217/5)	298.2
2.	Gerry Gdowski vs. Oklahoma, Nov. 18, 1989 (15-12-0/225/4)	294.0
3.	Joe Dailey vs. Baylor, Oct. 16, 2004 (20-13-0/342/5)	291.1
4.	Scott Frost vs. Kansas, Oct. 26, 1996 (16-12-0/254/3)	270.2
5.	Joe Ganz vs. Kansas State, Nov. 10, 2007 (40-30-0/510/7)	239.9
6.	Brook Berringer vs. Kansas, Nov. 5, 1994 (18-13-0/267/2)	233.5
7.	Keithen McCant at Okla. St., Oct. 12, 1991 (19-17-1/231/3)	233.2
8.	Zac Lee vs. Louisiana-Lafayette, Sept. 26, 2009 (18-15-0/238/2)	231.1
9.	Tommie Frazier vs. Kansas St., Oct. 21, 1995 (16-10-0/148/4)	222.7
10.	Zac Taylor vs. Troy, Sept. 23, 2006 (17-14-1/268/1)	222.4

**Passing Season**

**Attempts:** 430; Zac Taylor, 2005 (237 comp.)  
**Completions:** 285; Joe Ganz, 2008 (420 att.)  
**Completion Percentage (min. 100 att.):** 71.52;  
 Adrian Martinez, 2020 (151 att., 108 comp.)  
**Yards:** 3,568; Joe Ganz, 2008  
**Yards Per Game:** 274.5; Joe Ganz, 2008  
 (3,568 yards, 13 games)  
**Yards Per Attempt (min. 100 att.):** 9.75;  
 Gerry Gdowski, 1989 (136 att., 1,326 yards)  
**Yards Per Completion (min. 50 comp.):** 18.68;  
 Gerry Gdowski, 1989 (71 comp., 1,326 yards)  
**Low Interception Percentage (min. 100 att.):** 1.00;  
 Tommie Frazier, 1992 (100 att., 1 INT)  
**Low Interception Percentage (min. 200 att.):** 1.50;  
 Scott Frost, 1996 (200 att., 3 INT)  
**Touchdowns:** 26; Zac Taylor, 2006  
**Touchdown Percentage (min. 100 att.):** 13.97;  
 Gerry Gdowski, 1989 (136 att., 19 TD)  
**NCAA Rating (min. 100 att.):** 177.3; Gerry Gdowski, 1989  
 (136 att., 71 comp., 2 INT, 1,326 yards, 19 TD)

**Top 10 Seasons, Touchdowns**

<b>Rk. Player, Year</b>	<b>TDs</b>
1. Zac Taylor, 2006	26
2. Joe Ganz, 2008	25
3. Taylor Martinez, 2012	23
Tanner Lee, 2017	23
5. Tommy Armstrong Jr., 2014	22
Tommy Armstrong Jr., 2015	22
7. Vince Ferragamo, 1976	20
8. Gerry Gdowski, 1989	19
Zac Taylor, 2005	19
10. Jerry Tagge, 1971	17
Dave Humm, 1972	17
Tommie Frazier, 1995	17
Joe Dailey, 2004	17
Adrian Martinez, 2018	17
Casey Thompson, 2022	17

**Top 10 Seasons, Passing Yardage**

<b>Rk. Player, Year (Comp.-Att.: Games)</b>	<b>Yards</b>
1. Joe Ganz, 2008 (285-420; 13)	3,568
2. Zac Taylor, 2006 (233-391; 14)	3,197
3. Tanner Lee, 2017 (246-428; 12)	3,143
4. Tommy Armstrong Jr., 2015 (222-402; 12)	3,030
5. Taylor Martinez, 2012 (228-368; 14)	2,871
6. Adrian Martinez, 2021 (189-306; 11)	2,863
7. Dylan Raiola, 2024 (275-410; 13)	2,819
8. Tommy Armstrong Jr., 2014 (184-345; 13)	2,695
9. Zac Taylor, 2005 (237-430; 12)	2,653
10. Adrian Martinez, 2018 (224-347; 17)	2,617

**Best Passing Seasons by Class**

**Freshman:** 2,819; Dylan Raiola, 2024  
 (410 att., 275 comp., 13 games)

**Sophomore:** 2,695; Tommy Armstrong Jr., 2014  
 (345 att., 184 comp., 13 games)

**Junior:** 3,143; Tanner Lee, 2017  
 (428 att., 246 comp., 12 games)

**Senior:** 3,568; Joe Ganz, 2008  
 (420 att., 285 comp., 13 games)

**Top 10 Seasons, NCAA Pass Rating (min. 100 att.)**

<b>Rk. Player, Year (Att.-Comp.-INT/Yards/TD)</b>	<b>Rating</b>
1. Gerry Gdowski, 1989 (136-71-2/1,326/19)	177.3
2. Joe Ganz, 2007 (152-89-7/1,435/16)	163.4
3. Tommie Frazier, 1995 (163-92-4/2,019/17)	156.1
4. Vince Ferragamo, 1975 (134-79-4/1,153/12)	154.8
5. Jeff Quinn, 1980 (157-96-6/1,337/14)	154.5
6. Joe Ganz, 2008 (420-285-11/3,568/25)	153.6
7. Turner Gill, 1983 (170-94-4/1,516/14)	152.7
8. Jerry Tagge, 1971 (239-143-4/2,019/17)	150.9
9. Casey Thompson, 2022 (274-173-10/2,407/17)	150.1
10. Brook Berringer, 1994 (151-94-5/1,295/10)	149.5

**Passing Career**

**Attempts:** 1,172; Tommy Armstrong Jr., 2013-16 (625 comp.)  
**Completions:** 670; Adrian Martinez, 2018-21 (1,055 att.)  
**Completion Percentage (min. 200 att.):** 67.1;  
 Dylan Raiola, 2024-present (410 att., 275 comp.)  
**Yards:** 8,871; Tommy Armstrong Jr., 2013-16  
**Yards Per Game (min. 12 games):** 261.9; Tanner Lee, 2017  
**Yards Per Game (min. 24 games):** 225.0; Zac Taylor, 2005-06  
**Yards Per Attempt (min. 200 att.):** 8.76;  
 Joe Ganz, 2005-08 (585 att., 5,125 yards)  
**Yards Per Completion (min. 100 comp.):** 15.30;  
 Steve Taylor, 1985-88 (184 comp., 2,815 yards)  
**Low Interception Percentage (min. 200 att.):** 1.95;  
 Scott Frost, 1996-97 (359 att., 7 INT)  
**Touchdowns:** 67; Tommy Armstrong Jr., 2013-16  
**Touchdown Percentage (min. 200 att.):** 9.17;  
 Tommie Frazier, 1992-95 (469 att., 43 TD)  
**NCAA Rating (min. 200 att.):** 157.38;  
 Joe Ganz, 2005-08 (585 att, 381 comp., 18 INT,  
 5,125 yards, 44 TD)

**Consecutivity**

**Consecutive Completed Passes:** 15; Dave Humm,  
 at Kansas, Oct. 19, 1974

**Consecutive Attempts, No Interceptions:** 155;  
 Scott Frost, Nov. 2, 1996-Oct. 4, 1997 (9 games)

**Consecutive Games Throwing a Touchdown Pass:** 11;  
 Zac Taylor, Oct. 1, 2005-Sept. 9, 2006 (games 4-12/1-2)  
 Zac Taylor, Sept. 23, 2006-Jan. 1, 2007 (games 4-14)  
 Joe Ganz, Sept. 13, 2008-Jan. 1, 2009 (games 3-13)

**Total Offense Game**

**Attempts:** 64; Joe Ganz, QB, at Colorado, Nov. 23, 2007  
 (6 rush, 58 pass, 521 total yards)  
**Yards:** 528; Joe Ganz, QB, vs. Kansas State, Nov. 10, 2007  
 (18 rush, 510 pass)  
**Touchdowns:** 7; Joe Ganz, QB vs. Kansas State,  
 Nov. 10, 2007 (7 pass)

**300-Yard Total Offense Games (78)**

<b>Rk. Player, Pos., Opp., Date (Rush Yds., Pass Yds.)</b>	<b>Total</b>
1. Joe Ganz, QB, vs. Kansas State, Nov. 10, 2007 (18 rush, 510 pass)	528
2. Joe Ganz, QB at Colorado, Nov. 23, 2007 (37 rush, 484 pass)	521
3. Adrian Martinez, QB at Illinois, Sept. 21, 2019 (118 rush, 328 pass)	446
4. Adrian Martinez, QB at Wisconsin, Oct. 6, 2018 (57 rush, 384 pass)	441
5. Taylor Martinez, QB at Okla St., Oct. 23, 2010 (112 rush, 323 pass)	435
6. Zac Taylor, QB, vs. Iowa St., Oct. 1, 2005 (2 rush, 431 pass)	433
7. Tommy Armstrong Jr., QB, vs. Southern Miss, Sept. 26, 2015 (63 rush, 368 pass)	431
8. Sam Keller, QB, vs. Ball State, Sept. 22, 2007 (-15 rush, 438 pass)	423
9. Tommy Armstrong Jr., QB vs. USC, Dec. 27, 2014 (41 rush, 381 pass)	422
10. Joe Ganz, QB, at Kansas, Nov. 3, 2007 (11 rush, 405 pass)	416
11. Adrian Martinez, QB, vs. Purdue, Sept. 29, 2018 (91 rush, 323 pass)	414
12. Tanner Lee, QB, at Purdue, Oct. 28, 2017 (-18 rush, 431 pass)	413
13. Adrian Martinez, QB, at Rutgers, Dec. 18, 2020 (157 rush, 255 pass)	412
14. Zac Taylor, QB, at Colorado, Nov. 25, 2005 (16 rush, 392 pass)	408
15. Taylor Martinez, QB, at Northwestern, Oct. 20, 2012 (65 rush, 342 pass)	407
16. Adrian Martinez, QB, vs. Minnesota, Oct. 20, 2018 (125 rush, 276 pass)	401
17. Tommy Armstrong Jr., QB, vs. Wyoming, Sept. 10, 2016 (12 rush, 377 pass)	389
18. Taylor Martinez, QB, vs. Fresno St., Sept. 10, 2011 (166 rush, 219 pass)	385

19. Zac Taylor, QB, vs. Kansas, Sept. 30, 2006 (-12 rush, 395 pass)	383	57. Adrian Martinez, QB, at Oklahoma, Sept. 18, 2021 (34 rush, 289 pass)	323
Joe Ganz, QB, vs. W. Michigan, Aug. 30, 2008 (38 rush, 345 pass)	383	58. Tommy Armstrong Jr., QB, vs. BYU, Sept. 5, 2015 (2 rush, 319 pass)	321
Tanner Lee, QB at Penn State, Nov. 18, 2017 (-16 rush, 399 pass)	383	59. Jerry Tagge, QB, at Missouri, Oct. 9, 1971 (85 rush, 234 pass)	319
22. Joe Ganz, QB, vs. Baylor, Oct. 25, 2008 (42 rush, 336 pass)	378	60. Scott Frost, QB, at Missouri, Nov. 8, 1997 (141 rush, 175 pass)	316
Tommy Armstrong Jr., QB, at Northwestern, Sept. 24, 2016 (132 rush, 246 pass)	378	Joe Ganz, QB, vs. Kansas, Nov. 8, 2008 (-8 rush, 324 pass)	316
24. Adrian Martinez, QB, at Wisconsin, Nov. 20, 2021 (23 rush, 351 pass)	374	Adrian Martinez, QB, at Michigan St., Sept. 25, 2021 (72 rush, 244 pass)	316
25. Tommy Armstrong Jr., QB, vs. McNeese St., Sept. 6, 2014 (131 rush, 242 pass)	373	63. Tommie Frazier, QB, vs. Kansas St., Oct. 16, 1993 (158 rush, 154 pass)	312
26. Ryker Fyfe, QB, at Purdue, Oct. 31, 2015 (-35 rush, 407 pass)	372	64. Eric Crouch, QB, at Missouri, Sept. 29, 2001 (191 rush, 120 pass)	311
27. Sam Keller, QB, vs. USC, Sept. 15, 2007 (-19 rush, 389 pass)	370	65. Jerry Tagge, QB, at Kansas St., Nov. 13, 1971 (24 rush, 285 pass)	309
28. Jammal Lord, QB, vs. McNeese State, Oct. 5, 2002 (218 rush, 151 pass)	369	Adrian Martinez, QB, vs. Wisconsin, Nov. 16, 2019 (89 rush, 220 pass)	309
Taylor Martinez, QB, at Kansas St., Oct. 7, 2010 (241 rush, 128 pass)	369	67. Tanner Lee, QB, vs. Ohio State, Oct. 14, 2017 (5 rush, 303 pass)	308
30. Taylor Martinez, QB, at Michigan St., Nov. 3, 2012 (205 rush, 160 pass)	365	68. Roy Helu Jr., IB, vs. Missouri, Oct. 30, 2010 (307 rush, 0 pass)	307
Joe Ganz, QB, at Kansas State, Nov. 15, 2008 (95 rush, 270 pass)	365	69. Dave Humm, QB, vs. Wisconsin, Sept. 29, 1973 (8 rush, 297 pass)	305
32. Taylor Martinez, QB, vs. Southern Miss, Sept. 1, 2012 (10 rush, 354 pass)	364	Adrian Martinez, QB, at Purdue, Nov. 2, 2019 (58 rush, 247 pass)	305
33. Eric Crouch, QB, at Colorado, Nov. 23, 2001 (162 rush, 198 pass)	360	71. Tommie Frazier, QB, vs. Florida, Jan. 2, 1996, Fiesta Bowl (199 rush, 105 pass)	304
34. Tommy Armstrong Jr., QB, at Miami, Sept. 19, 2015 (49 rush, 309 pass)	358	Tommy Armstrong Jr., QB, vs. Northwestern, Oct. 24, 2015 (13 rush, 291 pass)	304
35. Adrian Martinez, QB, at Colorado, Sept. 7, 2019 (66 rush, 290 pass)	356	Adrian Martinez, QB, vs. Colorado, Sept. 8, 2018 (117 rush, 187 pass)	304
36. Adrian Martinez, QB, vs. Buffalo, Sept. 11, 2021 (112 rush, 242 pass)	354	74. Tommy Armstrong Jr., QB vs. Purdue, Oct. 22, 2016 (51 rush, 252 pass)	303
37. Casey Thompson, QB, at Purdue, Oct. 15, 2022 (-1 rush, 354 pass)	353	75. Eric Crouch, QB, at Iowa St., Oct. 7, 2000 (138 rush, 164 pass)	302
38. Zac Lee, QB, vs. Arkansas State, Sept. 12, 2009 (11 rush, 340 pass)	351	76. Eric Crouch, QB, vs. Texas Tech, Oct. 20, 2001 (105 rush, 196 pass)	301
39. Casey Thompson, QB, vs. Georgia Southern, Sept. 10, 2022 (31 rush, 318 pass)	349	Jerry Tagge, QB, at Minnesota, Oct. 4, 1969 (82 rush, 219 pass)	301
40. Adrian Martinez, QB, vs. Illinois, Nov. 10, 2018 (55 rush, 290 pass)	345	Adrian Martinez, QB, vs. No. Illinois, Sept. 14, 2019 (44 rush, 257 pass)	301
41. Joe Ganz, QB, at Texas Tech, Oct. 11, 2008 (-5 rush, 349 pass)	344	<b>Bowl Game Record</b>	
42. Adrian Martinez, QB, at Illinois, Aug. 28, 2021 (111 rush, 232 pass)	343	Tommy Armstrong Jr., QB, vs. USC, Dec. 27, 2014 Holiday Bowl (41 rush, 381 pass)	422
43. Taylor Martinez, QB, vs. Northwestern, Nov. 5, 2011 (53 rush, 289 pass)	342	<b>Best Total Offense Games by Class</b>	
Tommy Armstrong Jr., QB, vs. Iowa, Nov. 27, 2015 (46 rush, 296 pass)	342	<b>Freshman:</b> 441; Adrian Martinez, QB, at Wisconsin, Oct. 6, 2018 (57 rush, 384 pass)	
45. Tommy Armstrong Jr., QB, vs. Michigan St., Nov. 7, 2015 (19 rush, 320 pass)	339	<b>Sophomore:</b> 446; Adrian Martinez, QB, at Illinois, Sept. 21, 2019 (118 rush, 328 pass)	
46. Adrian Martinez, QB, at Ohio State, Nov. 3, 2018 (72 rush, 266 pass)	338	<b>Junior:</b> 528; Joe Ganz, QB, vs. Kansas State, Nov. 10, 2007 (18 rush, 510 pass)	
47. Casey Thompson, QB, vs. Northwestern, Aug. 27, 2022 (-18 rush, 355 pass)	337	<b>Senior:</b> 423; Sam Keller, QB vs. Ball St., Sept. 22, 2007 (-15 rush, 438 pass)	
48. Adrian Martinez, QB, at Iowa, Nov. 23, 2018 (76 rush, 260 pass)	336	<b>Total Offense Season</b>	
49. Joe Dailey, QB, vs. Baylor, Oct. 16, 2004 (-7 rush, 342 pass)	335	<b>Attempts:</b> 563; Taylor Martinez, QB, 2012 (195 rush, 368 pass)	
50. Tommy Armstrong Jr., QB vs. FAU, Aug. 30, 2014 (62 rush, 271 pass)	333	<b>Yards:</b> 3,890; Taylor Martinez, QB, 2012 (1,019 rush, 2,871 pass)	
51. Jammal Lord, QB, vs. Texas, Nov. 2, 2002 (234 rush, 98 pass)	332	<b>Yards Per Game:</b> 308.0; Adrian Martinez, QB, 2021 (11 games, 3,388 yards)	
52. Joe Ganz, QB, at Iowa State, Oct. 18, 2008 (3 rush, 328 pass)	331	<b>Touchdowns:</b> 33; Taylor Martinez, QB, 2012 (10 rush, 23 pass)	
53. Taylor Martinez, QB, vs. Minnesota, Nov. 17, 2012 (22 rush, 308 pass)	330	<b>2,000-Yard Total Offense Seasons (30)</b>	
54. Adrian Martinez, QB, vs. Michigan, Oct. 9, 2021 (38 rush, 291 pass)	329	<b>Rk. Player, Pos., Year (Rush/Pass/Games) Total</b>	
55. Tommy Armstrong Jr., QB at Fresno State, Sept. 13, 2014 (65 rush, 260 pass)	325	1. Taylor Martinez, QB, 2012 (1,019/2,871/14)	3,890
56. Taylor Martinez, QB, vs. Wisconsin, Dec. 1, 2012 (140 rush, 184 pass)	324	2. Joe Ganz, QB, 2008 (258/3,568/13)	3,826
		3. Tommy Armstrong Jr., QB, 2015 (400/3,030/12)	3,430
		4. Tommy Armstrong Jr., QB, 2014 (705/2,695/13)	3,400
		5. Adrian Martinez, QB, 2021 (525/2,863/11)	3,388
		6. Adrian Martinez, QB, 2018 (629/2,617/11)	3,246
		7. Zac Taylor, QB, 2006 (-32/3,197/14)	3,165
		8. Tanner Lee, QB, 2017 (-97/3,143/12)	3,046
		9. Taylor Martinez, QB, 2011 (874/2,089/13)	2,963

10. Jammal Lord, QB, 2002 (1,412/1,362/14)	2,774
11. Dylan Raiola, QB, 2024 (-65/2,819/13)	2,754
12. Tommy Armstrong Jr., QB, 2016 (512/2,180/11)	2,692
13. Eric Crouch, QB, 2001 (1,115/1,510/12)	2,625
14. Zac Taylor, QB, 2005 (-41/2,653/12)	2,612
15. Taylor Martinez, QB, 2010 (965/1,631/13)	2,596
16. Adrian Martinez, QB, 2019 (626/1,956/10)	2,582
17. Casey Thompson, QB, 2022 (-21/2,407/10)	2,386
18. Sam Keller, QB, 2007 (-78/2,422/9)	2,344
19. Jerry Tagge, QB, 1971 (314/2,019/12)	2,333
20. Scott Frost, QB, 1997 (1,095/1,237/12)	2,332
21. Zac Lee, QB, 2009 (171/2,143/13)	2,314
22. Jammal Lord, QB, 2003 (948/1,305/13)	2,253
23. Gerry Gdowski, QB, 1989 (925/1,326/11)	2,251
24. Eric Crouch, QB, 1999 (889/1,269/12)	2,158
25. Mike Rozier, IB, 1983 (2,148/0/12)	2,148
26. Keithen McCant, QB, 1991 (654/1,454/11)	2,108
27. Vince Ferragamo, QB, 1976 (15/2,071/12)	2,086
28. Joe Dailey, QB, 2004 (55/2,025/11)	2,080
29. Eric Crouch, QB, 2000 (971/1,101/11)	2,072
30. Turner Gill, QB, 1983 (531/1,516/12)	2,048

### Best Total Offense Seasons by Class

**Freshman:** 3,246; Adrian Martinez, QB, 2018  
(629 rush, 2,617 pass)

**Sophomore:** 3,400; Tommy Armstrong Jr., QB, 2014  
(705 rush, 2,695 pass)

**Junior:** 3,890; Taylor Martinez, QB, 2012  
(1,019 rush, 2,871 pass)

**Senior:** 3,826; Joe Ganz, QB, 2008 (258 rush, 3,568 pass)

### Total Offense Career

**Attempts:** 1,595; Tommy Armstrong Jr., QB, 2013-16  
(423 rush, 1,172 pass)

**Yards:** 10,792; Adrian Martinez, QB, 2018-21  
(2,301 rush, 8,491 pass)

**Yards Per Game (min. 12 games):** 276.7; Adrian Martinez, QB, 2018-21 (39 games, 10,792 yards)

**Yards Per Game (min. 24 games):** 276.7; Adrian Martinez, QB, 2018-21 (39 games, 10,792 yards)

**Touchdowns:** 90; Tommy Armstrong Jr., QB, 2013-16  
(23 rush, 67 pass)

### Top 10 Careers, Total Offense Yards

Rk.	Player, Pos., Years (Rush/Pass)	Total
1.	Adrian Martinez, QB, 2018-21 (2,301/8,491)	10,792
2.	Tommy Armstrong Jr., QB, 2013-16 (1,819/8,871)	10,690
3.	Taylor Martinez, QB, 2010-13 (2,975/7,258)	10,233
4.	Eric Crouch, QB, 1998-01 (3,434/4,481)	7,915
5.	Zac Taylor, QB, 2005-06 (-73/5,850)	5,777
6.	Tommie Frazier, QB, 1992-95 (1,955/3,521)	5,476
7.	Joe Ganz, QB, 2005-08 (341/5,125)	5,466
8.	Jammal Lord, QB, 2000-03 (2,573/2,848)	5,421
9.	Jerry Tagge, QB, 1969-71 (579/4,704)	5,283
10.	Dave Humm, QB, 1972-74 (-8/5,035)	5,027

### Receiving Game

**Receptions:** 14; Dennis Richnafsky, SE, at Kansas St.,  
Oct. 7, 1967 (145 yards)

**Yards:** 237; Trey Palmer, at Purdue, Oct. 15, 2022 (7 rec.)

**Yards Per Reception (min. 4 rec.):** 41.50; Chuck Malito,  
SE, at Hawaii, Dec. 4, 1976 (4 rec., 166 yards)

**Touchdowns:** 3; Clarence Swanson, E, vs. Colorado St.,  
Nov. 24, 1921; Johnny Rodgers, WB, vs. Minnesota,  
Sept. 18, 1971; Frosty Anderson, SE, at Minnesota,  
Oct. 6, 1973; Don Westbrook, WB, at Kansas,  
Oct. 19, 1974; Tom Banderas, TE, at Missouri, Oct. 31,  
1987; Tracey Wistrom, TE, vs. Iowa, Sept. 23, 2000;  
Maurice Purify, WR, at Kansas, Nov. 3, 2007;  
Frantz Hardy, WR, vs. Kansas State, Nov. 10, 2007  
Maurice Purify, WR, at Colorado, Nov. 23, 2007  
Brandon Kinnie, WR, at Oklahoma St., Oct. 23, 2010

**Long Nebraska Reception:** 99 (TD); Quincy Enunwa, SE  
from Tommy Armstrong Jr., QB, vs. Georgia, Jan. 1, 2014

**Long Nebraska Reception, No TD:** 78; Wilson Thomas, SE,  
from Eric Crouch, QB, at Colorado, Nov. 23, 2001

### Top 10 Games, Pass Receptions

Rk.	Player, Pos., Opponent, Date (Yards)	Rec.
1.	Dennis Richnafsky, SE, at Kansas St., Oct. 7, 1967 (145)	14
2.	Marlon Lucky, IB, vs. Texas A&M, Oct. 20, 2007 (125)	13
3.	Marlon Lucky, IB, vs. Ball St., Sept. 22, 2007 (81)	11
	Maurice Purify, WR, at Colorado, Nov. 23, 2007 (136)	11
	Nate Swift, WR, vs. Baylor, Oct. 25, 2008 (121)	11
	Jordan Westerkamp, WR, vs. Southern Miss, Sept. 26, 2015 (118)	11
	JD Spielman, WR, vs. Ohio State, Oct. 14, 2017 (200)	11
8.	Johnny Rodgers, WB, at Kansas St., Nov. 14, 1971 (125)	10
	Matt Davison, SE, at Texas A&M, Oct. 10, 1998 (167)	10
	JD Spielman, WR, vs. Purdue, Sept. 29, 2018 (135)	10
	Stanley Morgan Jr., WR, vs. Minnesota, Oct. 20, 2018 (163)	10
	Trey Palmer, WR, vs. Oklahoma, Sept. 17, 2022 (92)	10

### Bowl Game Record

De'Mornay Pierson-El, WR vs. USC, Dec. 27, 2014 (102) 8  
Holiday Bowl

### Best Pass Reception Games by Class

**Freshman:** 11; JD Spielman, WR, vs. Ohio State, Oct. 14, 2017 (200 yards)

**Sophomore:** 10; Matt Davison, SE, at Texas A&M, Oct. 10, 1998

(167 yards); JD Spielman, WR, vs. Purdue, Sept. 29, 2018 (135 yards)

**Junior:** 13; Marlon Lucky, IB, vs. Texas A&M, Oct. 20, 2007 (125 yards)

**Senior:** 14; Dennis Richnafsky, SE, at Kansas St., Oct. 7, 1967 (145 yards)

### Best Pass Receiving Games by Class

**Freshman:** 200 yards; JD Spielman, WR, vs. Ohio State,  
Oct. 14, 2017 (11 rec.)

**Sophomore:** 209; JD Spielman, at Wisconsin,  
Oct. 6, 2018 (9 rec.)

**Junior:** 237 yards; Trey Palmer, WR, at Purdue,  
Oct. 15, 2022 (7 rec.)

**Senior:** 166 yards; Chuck Malito, SE, at Hawaii,  
Dec. 4, 1976 (4 rec.)

### Wide Receivers

**Receptions, Game:** 14; Dennis Richnafsky, at Kansas St.,  
Oct. 7, 1967 (145 yards)

**Receptions, Season:** 71; Trey Palmer, 2022 (1,043 yards)

**Receptions, Career:** 189; Stanley Morgan Jr., 2014-18 (2,747 yards)

**Yards Gained, Game:** 237; Trey Palmer, at Purdue,  
Oct. 15, 2022 (7 rec.)

**Yards Gained, Season:** 1,043; Trey Palmer, 2022 (71 rec.)

**Yards Gained, Career:** 2,747; Stanley Morgan Jr., 2014-18 (189 rec.)

**Touchdowns, Game:** 3; Johnny Rodgers, vs. Minnesota,  
Sept. 18, 1971; Frosty Anderson, at Minnesota, Oct. 6,

1973; Maurice Purify, at Kansas, Nov. 3, 2007;

Frantz Hardy, vs. Kansas State, Nov. 10, 2007

Maurice Purify, at Colorado, Nov. 23, 2007;

Brandon Kinnie, at Oklahoma St., Oct. 23, 2010;

**Touchdowns, Season:** 12; Quincy Enunwa, 2013

**Touchdowns, Career:** 25; Johnny Rodgers, 1970-72

### Tight Ends

**Receptions, Game:** 8; Matt Herian, vs. Southern Miss,  
Sept. 11, 2004 (71 yards); Dennis Morrison, at Colorado,  
Oct. 22, 1966 (108 yards)

**Receptions, Season:** 38; Austin Allen, 2021 (602 yards)

**Receptions, Career:** 82; Mike McNeill, 2007-10 (1,072 yards)

**Yards Gained, Game:** 143; Austin Allen, at Wisconsin,  
Nov. 20, 2021 (7 rec.)

**Yards Gained, Season:** 602; Austin Allen, 2021 (38 rec.)

**Yards Gained, Career:** 1,243; Matt Herian, 2002-06 (65 rec.)

**Touchdowns, Game:** 3; Tracey Wistrom, vs. Iowa, Sept. 23,  
2000; Tom Banderas, at Missouri, Oct. 31, 1987

**Touchdowns, Season:** 8; Kyler Reed, 2010

**Touchdowns, Career:** 14; Todd Millikan, 1985-88

### Running Backs

**Receptions, Game:** 13; Marlon Lucky vs. Texas A&M  
Oct. 20, 2007 (125 yards)

**Receptions, Season:** 75; Marlon Lucky, 2007 (705 yards)

**Receptions, Career:** 135; Marlon Lucky, 2005-08 (1,379 yards)

**Yards Gained, Game:** 131; Cory Ross, vs. Iowa St.,  
Oct. 1, 2005 (8 rec.)

**Yards Gained, Season:** 705; Marlon Lucky, 2007 (75 rec.)

**Yards Gained, Career:** 1,379; Marlon Lucky, 2005-08

(135 receptions)

**Touchdowns, Game:** 2; Ahman Green, vs. Kansas St., Oct. 21, 1995  
Cory Ross, vs. Iowa St., Oct. 1, 2005

**Touchdowns, Season:** 4; Dick Hutton, 1948;

Kent McCloughan, 1964

**Touchdowns, Career:** 7; Ameer Abdullah, 2011-14

### 100-Yard Receiving Games (132)

Rk.	Player, Pos., Opponent, Date (Rec.)	Yards
1.	Trey Palmer, WR, at Purdue, Oct. 15, 2022 (7)	237
2.	JD Spielman, WR, at Wisconsin, Oct. 6, 2018 (9)	209
3.	JD Spielman, WR, vs. Ohio State, Oct. 14, 2017 (11)	200
4.	Stanley Morgan Jr., WR, at Penn State, Nov. 18, 2017 (7)	185
5.	Matt Davison, SE, at Texas A&M, Oct. 10, 1998 (10)	167
6.	Chuck Malito, SE, at Hawaii, Dec. 4, 1976 (4)	166
7.	Trey Palmer, WR, at Iowa, Nov. 25, 2022 (9)	165
8.	Guy Ingles, SE, vs. Oklahoma St., Oct. 25, 1969 (5)	163
	Stanley Morgan Jr., WR, vs. Minnesota, Oct. 20, 2018 (10)	163
10.	JD Spielman, WR, at Illinois, Sept. 21, 2019 (7)	160
11.	Frantz Hardy, WR, vs. Kansas, Sept. 30, 2006 (3)	159
12.	Maurice Purify, WR, at Kansas, Nov. 3, 2007 (7)	158
	Jordan Westerkamp, WR, at Mich. St., Oct. 4, 2014 (9)	158
14.	Trey Palmer, WR, vs. Indiana, Oct. 1, 2022 (8)	157
15.	Niles Paul, WR, at Kansas, Nov. 14, 2009 (4)	154
16.	Frantz Hardy, WR, vs. Maine, Sept. 3, 2005 (7)	152
17.	Samori Toure, WR, vs. Ohio State, Nov. 6, 2021 (4)	150
18.	Dennis Richnafsky, SE, at Kansas St., Oct. 7, 1967 (14)	145
19.	Niles Paul, WR, vs. Iowa St., Oct. 24, 2009 (6)	143
	Jordan Westerkamp, WR, vs. Mich. St., Nov. 7, 2015 (9)	143
	Austin Allen, TE, at Wisconsin, Nov. 20, 2021 (7)	143
22.	Frosty Anderson, SE, vs. Wisconsin, Sept. 29, 1973 (9)	141
	JD Spielman, WR, at Minnesota, Nov. 11, 2017 (9)	141
24.	Freeman White, SE, vs. Colorado, Oct. 23, 1965 (4)	139
25.	Irving Fryar, SE, at Minnesota, Sept. 17, 1983 (2)	138
	Johnny Mitchell, TE, vs. Georgia Tech, Jan. 1, 1991 (6)	138
27.	Frosty Anderson, SE, at Minnesota, Oct. 6, 1973 (5)	137
	Johnny Mitchell, TE, vs. Oklahoma, Nov. 29, 1991 (7)	137
29.	Maurice Purify, WR, at Colorado, Nov. 23, 2007 (11)	136
	Kenny Bell, WR, vs. Minnesota, Nov. 17, 2012 (9)	136
	Samori Toure, WR, vs. Buffalo, Sept. 11, 2021 (2)	136
32.	Nate Swift, WR, at Missouri, Oct. 22, 2005 (9)	135
	JD Spielman, WR, vs. Purdue, Sept. 29, 2018 (10)	135
34.	Kenny Bell, WR, at Ohio State, Oct. 6, 2012 (5)	133
	Samori Toure, WR, vs. Fordham, Sept. 4, 2021 (8)	133
36.	Guy Ingles, SE, at Kansas, Oct. 17, 1970 (3)	133
37.	Cory Ross, IB, vs. Iowa St., Oct. 1, 2005 (8)	131
	Niles Paul, WR, at Oklahoma St., Oct. 23, 2010 (9)	131
	Stanley Morgan Jr., WR, vs. Illinois, Nov. 10, 2018 (8)	131
40.	Van Sheppard, WB, vs. Kansas, Nov. 16, 1985 (3)	129
	Clester Johnson, WB, vs. Arizona St., Sept. 16, 1995 (4)	129
	Cory Ross, IB, at Colorado, Nov. 25, 2005 (9)	129
	Sean Hill, TE, vs. Ball State, Sept. 22, 2007 (3)	129
	*Quincy Enunwa, WR, vs. Georgia, Jan. 1, 2014 (4)	129
45.	Johnny Rodgers, WB, at Kansas, Oct. 21, 1972 (5)	128
46.	Johnny Rodgers, WB, vs. Minnesota, Sept. 30, 1972 (7)	127
	Irving Fryar, SE, vs. Iowa, Sept. 11, 1982 (6)	127
48.	Johnny Rodgers, WB, vs. Minnesota, Sept. 18, 1971 (6)	126
49.	Johnny Rodgers, WB, at Kansas St., Nov. 14, 1971 (10)	125
	Marlon Lucky, IB, vs. Texas A&M, Oct. 20, 2007 (13)	125
	Jordan Westerkamp, WR, vs. FAU, Aug. 30, 2014 (7)	125
52.	Jeff Kinney, IB, at Missouri, Oct. 11, 1969 (8)	124
	Junior Miller, TE, vs. Kansas St., Oct. 14, 1978 (5)	124
	Johnny Rodgers, WB, vs. Oklahoma St., Oct. 28, 1972 (7)	124
55.	Corey Dixon, SE, vs. Florida St., Jan. 1, 1993 (5)	123
	Niles Paul, WR, vs. Arizona, Dec. 30, 2009 (4)	123
	Jordan Westerkamp, WR, at Purdue, Oct. 31, 2015 (9)	123
	Wan'Dale Robinson, WR, vs. Northwestern, Oct. 5, 2019 (7)	123
	JD Spielman, WR, at Purdue, Nov. 2, 2019 (6)	123
60.	Tom Penney, E, vs. Utah, Sept. 21, 1968 (4)	122
	Freeman White, SE, vs. TCU, Sept. 18, 1965 (8)	122
	Maurice Purify, WR, vs. Ball State, Sept. 22, 2007 (6)	122
63.	Ken Spaeth, TE, vs. Washington St., Sept. 10, 1977 (5)	121
	Nate Swift, WR, vs. W. Michigan, Aug. 30, 2008 (5)	121
	Nate Swift, WR, vs. Baylor, Oct. 25, 2008 (11)	121
	Austin Allen, TE, at Minnesota, Oct. 16, 2021 (5)	121
	Isaiah Neyor, WR, vs. UTEP, Aug. 31, 2024 (6)	121
68.	Ben Gregory, SE, vs. Oklahoma, Nov. 23, 1967 (8)	120
	Isiah Garcia-Castaneda, WR, vs. Northwestern, Aug. 27, 2022 (4)	120

70.	Robb Schnitzler, SE, at Oklahoma St., Oct. 12, 1985 (4)	119
71.	Jordan Westerkamp, WR, vs. Southern Miss, Sept. 26, 2015 (11)	118
	Maurice Washington, RB, at Colorado, Sept. 7, 2019 (4)	118
73.	Jim McFarland, E, vs. Texas A&M, Sept. 27, 1969 (7)	117
74.	Tracey Wistrom, TE, vs. Oklahoma St., Oct. 2, 1999 (4)	116
	Nate Swift, WR, vs. Oklahoma, Oct. 29, 2005 (9)	116
	Kenny Bell, WR, vs. Florida Atlantic, Aug. 30, 2014 (4)	116
	Marlon Lucky, IB, at Colorado, Nov. 23, 2007 (8)	115
	Stanley Morgan Jr., WR, vs. Wisconsin, Oct. 7, 2017 (4)	115
79.	Irving Fryar, SE, vs. Iowa State, Nov. 5, 1983 (5)	114
	Wan'Dale Robinson, WR, at Purdue, Dec. 5, 2020 (9)	114
81.	Tom Penney, E, vs. Missouri, Oct. 19, 1968 (4)	113
	Johnny Rodgers, WB, at Iowa St., Nov. 11, 1972 (9)	113
	Ross Pilkington, WR, vs. Kansas, Oct. 2, 2004 (8)	113
	Samori Toure, WR, at Wisconsin, Nov. 20, 2021 (7)	113
85.	Guy Ingles, SE, at Colorado, Oct. 31, 1970 (5)	112
	Irving Fryar, SE, at Penn St., Sept. 25, 1982 (7)	112
	Nate Swift, WR, at Texas, Oct. 27, 2007 (6)	112
	Nate Swift, WR, at Iowa State, Oct. 18, 2008 (8)	112
	Stanley Morgan Jr., WR, at Purdue, Oct. 28, 2017 (6)	112
	JD Spielman, WR, at Colorado, Sept. 7, 2019 (5)	112
91.	Nate Swift, WR, vs. Kansas, Nov. 8, 2008 (7)	111
92.	Bob Revelle, SE, vs. Missouri, Oct. 14, 1972 (5)	110
	Matt Herian, TE, vs. Troy, Oct. 4, 2003 (3)	110
	Mark LeFlore, WR, at Texas Tech, Oct. 9, 2004 (5)	110
	Quincy Enunwa, WR, at Northwestern, Oct. 20, 2012 (6)	110
96.	Wilson Thomas, SE, at Colorado, Nov. 23, 2001 (3)	109
	Nate Swift, WR, vs. Kansas St., Nov. 12, 2005 (7)	109
	Alonzo Moore, WR, vs. Wyoming, Sept. 10, 2016 (3)	109
99.	Dennis Morrison, TE, at Colorado, Oct. 22, 1966 (8)	108
	Junior Miller, TE, at Kansas, Nov. 4, 1978 (3)	108
	Johnny Mitchell, TE, at Kansas, Nov. 9, 1991 (3)	108
	Matt Davison, SE, at Kansas, Oct. 30, 1999 (6)	108
	Maurice Purify, WR, vs. Kansas St., Nov. 10, 2007 (6)	108
	Kenny Bell, WR, at UCLA, Sept. 8, 2012 (6)	108
	Samori Toure, WR, vs. Northwestern, Oct. 2, 2021 (2)	108
106.	Bobby Thomas, SE, at Iowa State, Nov. 13, 1976 (4)	107
	Tim Smith, SE, vs. Penn St., Sept. 29, 1979 (6)	107
	Tim McCrady, SE, vs. Mississippi St., Dec. 27, 1980 (2)	107
	Chuck Malito, SE, vs. Texas Tech, Dec. 31, 1976 (3)	107
	Jordan Westerkamp, WR, vs. BYU, Sept. 5, 2015 (7)	107
111.	Johnny Rodgers, WB, at Missouri, Oct. 9, 1971 (5)	106
	Don Westbrook, SE, vs. Oklahoma St., Oct. 26, 1974 (4)	106
113.	Johnny Rodgers, WB, vs. Utah St., Oct. 2, 1971 (5)	105
	Brandon Kinzie, WR, at Washington, Sept. 18, 2010 (5)	105
	Kenny Bell, WR, vs. Illinois, Sept. 27, 2014 (4)	105
	Jordan Westerkamp, WR, vs. Wyoming, Sept. 10, 2016 (4)	105
	Tyler Hoppes, TE, at Purdue, Oct. 28, 2017 (5)	105
	Rahmir Johnson, RB, vs. Michigan, Oct. 9, 2021 (6)	105
119.	Jordan Westerkamp, WR, vs. Northwestern, Nov. 2, 2013 (4)	104
	JD Spielman, WR, at Maryland, Nov. 23, 2019 (7)	104
121.	Stanley Morgan Jr., WR, at Oregon, Sept. 9, 2017 (7)	103
	Oliver Martin, WR, at Illinois, Aug. 28, 2021 (6)	103
123.	Tracey Wistrom, TE, vs. California, Sept. 11, 1999 (2)	102
	Terrence Nunn, WR, vs. Troy, Sept. 23, 2006 (4)	102
	Niles Paul, WR, at Missouri, Oct. 8, 2009 (6)	102
	De'Mornay Pierson-El, WR, vs. USC, Dec. 27, 2014 (8)	102
	Stanley Morgan Jr., WR, vs. Arkansas State, Sept. 2, 2017 (5)	102
	Maurice Washington, RB, at Iowa, Nov. 23, 2018 (7)	102
129.	Johnny Rodgers, WB, vs. Army, Sept. 26, 1970 (5)	101
	Tracey Wistrom, TE, at Iowa St., Oct. 7, 2000 (4)	101
	De'Mornay Pierson-El, WR, vs. Northern Illinois, Sept. 16, 2017 (8)	101
132.	Johnny Rodgers, WB, vs. Oklahoma, Nov. 21, 1970 (5)	100
	Irving Fryar, SE, vs. UCLA, Sept. 24, 1983 (6)	100

### Bowl Games

	Johnny Mitchell, TE, vs. Georgia Tech (6)	138
	Jan. 1, 1991 (Citrus Bowl)	
	Quincy Enunwa, WR, vs. Georgia (4)	129
	Jan. 1, 2014 (Gator Bowl)	
	Niles Paul, WR, vs. Arizona (4)	123
	Dec. 30, 2009 (Holiday Bowl)	
	Corey Dixon, SE, vs. Florida State (5)	123
	Jan. 1, 1993 (Orange Bowl)	
	Chuck Malito, SE, vs. Texas Tech (3)	107
	Dec. 31, 1976 (Astro-Bluebonnet Bowl)	
	Tim McCrady, SE, vs. Mississippi State (2)	107
	Dec. 27, 1980 (Sun Bowl)	
	De'Mornay Pierson-El, WR, vs. USC (8)	102
	Dec. 27, 2014 (Holiday Bowl)	

**100-Yard Receiving Games (Season)**

<b>Rk.</b>	<b>Player, Pos., Year</b>	<b>Total</b>
1.	Stanley Morgan Jr., WR, 2017	5
	Samori Toure, WR, 2021	5
3.	Johnny Rodgers, WB, 1971	4
	Johnny Rodgers, WB, 1972	4
	Maurice Purify, WR, 2007	4
	Nate Swift, WR, 2008	4
	Niles Paul, WR, 2009	4
	Jordan Westerkamp, 2015	4
	JD Spielman, WR, 2019	4
10.	Irving Fryar, WB, 1983	3
	Nate Swift, WR, 2005	3
	Kenny Bell, WR, 2012	3
	Trey Palmer, WR, 2022	3
14.	Tom Penney, E, 1968	2
	Johnny Rodgers, WB, 1970	2
	Junior Miller, TE, 1978	2
	Irving Fryar, WB, 1982	2
	Johnny Mitchell, TE, 1991	2
	Tracey Wistrom, TE, 1999	2
	Jordan Westerkamp, WR, 2014	2
	Kenny Bell, WR, 2014	2
	JD Spielman, WR, 2017	2
	JD Spielman, WR, 2018	2
	Stanley Morgan Jr., WR, 2018	2
	Austin Allen, TE, 2021	2

**100-Yard Receiving Games (Career)**

<b>Rk.</b>	<b>Player, Pos., Years</b>	<b>Total</b>
1.	Johnny Rodgers, WB, 1970-72	10
2.	Nate Swift, WR, 2005-08	8
	Jordan Westerkamp, WR, 2013-16	8
	JD Spielman, WR, 2017-19	8
5.	Stanley Morgan Jr., WR, 2015-18	7
6.	Irving Fryar, WB, 1981-83	5
	Niles Paul, WR, 2007-10	5
	Kenny Bell, WR, 2011-14	5
	Samori Toure, WR, 2021	5
10.	Maurice Purify, WR, 2006-07	4
11.	Guy Ingles, SE, 1968-70	3
	Johnny Mitchell, TE, 1990-91	3
	Tracey Wistrom, TE, 1998-2001	3
	Trey Palmer, WR, 2023	3
15.	Freeman White, E, 1963-65	2
	Tom Penney, E, 1966-68	2
	Frosty Anderson, SE, 1971-73	2
	Chuck Malito, SE, 1974-76	2
	Junior Miller, TE, 1977-79	2
	Matt Davison, SE, 1997-2000	2
	Cory Ross, IB, 2002-05	2
	Frantz Hardy, WR, 2005-07	2
	Marlon Lucky, IB, 2005-08	2
	Quincy Enunwa, WR, 2010-13	2
	De'Mornay Pierson-El, WR, 2014-17	2
	Maurice Washington, RB, 2018-19	2
	Wan'Dale Robinson, WR, 2019-20	2
	Austin Allen, TE, 2018-21	2
29.	27 players tied	1

**Top 10 Seasons, Receiving Yardage**

<b>Rk.</b>	<b>Player, Year (Receptions)</b>	<b>Yards</b>
1.	Trey Palmer, 2022 (71)	1,043
2.	Stanley Morgan Jr., 2018 (70)	1,004
3.	Stanley Morgan Jr., 2017 (61)	986
4.	Johnny Rodgers, 1972 (55)	942
5.	Nate Swift, 2008 (63)	941
6.	Jordan Westerkamp, 2015 (65)	918
7.	JD Spielman, 2019 (49)	898
	Samori Toure, 2021 (46)	898
9.	Johnny Rodgers, 1971 (53)	872
10.	Kenny Bell, 2012 (50)	863

**Top 10 Seasons, Receptions**

<b>Rk.</b>	<b>Player, Year</b>	<b>Rec.</b>
1.	Marlon Lucky, 2007	75
2.	Trey Palmer, 2022	71

3.	Stanley Morgan Jr., 2018	70
4.	JD Spielman, 2018	66
5.	Jordan Westerkamp, 2015	65
6.	Nate Swift, 2008	63
7.	Todd Peterson, 2008	62
8.	Stanley Morgan Jr., 2017	61
9.	Maurice Purify, 2007	57
10.	Johnny Rodgers, 1972	55
	JD Spielman, 2017	55
	Jacory Barney Jr., 2024	55

**Consecutive 100-Yard Games, Season**

<b>No.</b>	<b>Player, Pos., Games (Rec.-Yards)</b>	
3	Maurice Purify, WR, at Kansas, Nov. 3, 2007 (7-158), vs. Kansas State, Nov. 10, 2007 (6-108), at Colorado, Nov. 23, 2007 (11-136)	
2	Johnny Rodgers, WB, vs. Utah St., Oct. 2, 1971 (5-105), at Missouri, Oct. 9, 1971 (5-106)	
2	Johnny Rodgers, WB, at Kansas, Oct. 21, 1972 (5-128), vs. Oklahoma St., Oct. 28, 1972 (7-124)	
2	Frosty Anderson, SE, vs. Wisconsin, Sept. 29, 1973 (9-141), at Minnesota, Oct. 6, 1973 (5-137)	
2	Chuck Malito, SE, vs. Hawaii, Dec. 4, 1976, (4-166), vs. Texas Tech, Dec. 31, 1976 (3-107)	
2	Irving Fryar, WB, at Minnesota, Sept. 17, 1983 (2-138), vs. UCLA, Sept. 24, 1983 (6-100)	
2	Nate Swift, WR, at Iowa State, Oct. 18, 2008 (8-112), vs. Baylor, Oct. 25, 2008 (11-121)	
2	Nate Swift, WR, at Missouri, Oct. 22, 2005 (9-135), vs. Oklahoma, Oct. 29, 2005 (9-116)	
2	Jordan Westerkamp, WR, at Purdue, Oct. 31, 2015 (9-123), vs. Michigan State, Nov. 7, 2015 (9-143)	
2	Stanley Morgan Jr., WR, vs. Arkansas State, Sept. 2, 2017 (5-102), at Oregon, Sept. 9, 2017 (7-103)	
2	JD Spielman, WR, vs. Purdue, Sept. 29, 2018 (10-135), at Wisconsin, Oct. 6, 2018 (9-209)	
2	Samori Toure, WR, vs. Fordham, Sept. 4, 2021 (8-133), vs. Buffalo, Sept. 11, 2021 (2-136)	
2	Samori Toure, WR, vs. Ohio State, Nov. 6, 2021 (4-150) at Wisconsin, Nov. 20, 2021 (7-113)	

**Touchdown Receptions, Season**

<b>Rk.</b>	<b>Player, Pos., Year</b>	<b>TD</b>
1.	Quincy Enunwa, WR, 2013	12
2.	Johnny Rodgers, WB, 1971	11
3.	Nate Swift, WR, 2008	10
	Stanley Morgan Jr., WR, 2017	10
5.	Clarence Swanson, E, 1921	9
	Maurice Purify, WR, 2007	9
	Trey Palmer, WR, 2022	9
8.	Johnny Rodgers, WB, 1972	8
	Frosty Anderson, SE, 1973	8
	Irving Fryar, WB, 1983	8
	Kyler Reed, TE, 2010	8
	Kenny Bell, WR, 2012	8
	JD Spielman, WR, 2018	8
14.	Johnny Rodgers, WB, 1970	7
	Don Westbrook, 1974	7
	Bobby Thomas, SE, 1976	7
	Bobby Thomas, SE, 1975	7
	Junior Miller, TE, 1979	7
	Todd Millikan, TE, 1988	7
	Gerald Armstrong, TE, 1992	7
	Nate Swift, WR, 2005	7
	Terrence Nunn, WR, 2005	7
	Maurice Purify, WR, 2006	7
	Jordan Westerkamp, WR, 2015	7
	Stanley Morgan Jr., WR, 2018	7

**Touchdown Receptions, Career**

<b>Rk.</b>	<b>Player, Pos., Years</b>	<b>TD</b>
1.	Johnny Rodgers, WB, 1970-72	25
2.	Nate Swift, WR, 2005-08	22
	Stanley Morgan Jr., WR, 2015-18	22
4.	Kenny Bell, WR, 2011-14	21
5.	Clarence Swanson, E, 1919-21	18

Jordan Westerkamp, WR, 2013-16	18
7. Maurice Purify, WR, 2006-07	16
8. Jon Bostick, SE, 1989-91	15
Quincy Enunwa, WR, 2010-13	15
Stanley Morgan Jr., WR, 2015-18	15
JD Spielman, WR, 2017-19	15

### Consecutive Games with a Reception

No.	Player, Pos., Years	Games
1.	Stanley Morgan Jr., WR, 2015-18	38
2.	Johnny Rodgers, WB, 1970-72	37*
3.	Jordan Westerkamp, WR, 2013-16	36
4.	JD Spielman, WR, 2017-2019	33*
5.	Terrence Nunn, WR, 2004-07	32
6.	Kenny Bell, WR, 2012-14	28
7.	Kenny Bell, WR, 2011-12	23
	Quincy Enunwa, WR, 2012-13	23
9.	Matt Davison, SE, 1998-99	20
	Junior Miller, TE, 1977-79	20

\*Rodgers and Spielman caught a pass in every game of their careers

### Scoring Game

**Points:** 36; Calvin Jones, IB, at Kansas, Nov. 9, 1991 (6 TD)

**Touchdowns:** 7; Harvey Rathbone, FB, vs. Haskell, Nov. 24, 1910 (Touchdowns were worth 5 points)

**Points By Kicking:** 22; Dale Klein, PK, at Missouri, Oct. 19, 1985 (7 FG, 1 PAT)

**Conversions:** 17; Owen Frank, B, vs. Haskell, Nov. 24, 1910

**Field Goals:** 7; Dale Klein, PK, at Missouri, Oct. 19, 1985 (7 att., NCAA record)

**Field Goal Attempts:** 7; Dale Klein, PK, at Missouri, Oct. 19, 1985 (7 made, NCAA record); Drew Brown, PK, vs. Southern Miss, Sept. 26, 2015

**Field Goals Missed:** 4; Byron Bennett, PK, at Arizona St., Sept. 28, 1991

**Long Nebraska Field Goal Made:** 57; Alex Henery, PK, vs. Colorado, Nov. 28, 2008

### Top 10 Longest Rushing Touchdowns

Rk.	Player, Pos., Opponent, Date	Yards
1.	Eric Crouch, QB, at Missouri, Sept. 29, 2001	95
2.	Roger Craig, IB, vs. Florida St., Sept. 19, 1981	94
3.	Craig Johnson, IB, vs. Kansas, Oct. 13, 1979	94
4.	Mike Rozier, IB, at Kansas St., Oct. 17, 1981	93
5.	Taylor Martinez, QB, at UCLA, Sept. 8, 2012	92
6.	Tyrese Knox, IB, vs. Missouri, Oct. 18, 1986	92
7.	Calvin Jones, IB, vs. Oklahoma St., Oct. 10, 1992	90
8.	Jarvis Redwine, IB, vs. Oklahoma, Nov. 22, 1980	89
9.	Cory Ross, IB, vs. Missouri, Oct. 30, 2004	86
10.	Tom Rathman, FB, vs. Colorado, Oct. 26, 1985	84

### Bowl Game Record

Tommie Frazier, QB, vs. Florida, Jan. 3, 1996, Fiesta Bowl 75

### Top 10 Longest Receiving Touchdowns

Player, Pos., (Quarterback), Opponent, Date	Yards
1. Quincy Enunwa, WR, (Tommy Armstrong Jr.) vs. Georgia, Jan. 1, 2014	99
2. Freeman White, SE, (Fred Duda), vs. Colorado, Oct. 23, 1965	95
3. Freeman White, SE, (Bob Churchich), at Kansas, Nov. 7, 1964	92
4. Ross Pilkington, SE, (Jammal Lord), at Iowa St., Sept. 28, 2002	90
5. Trey Palmer, WR, (Casey Thompson), at Iowa, Nov. 25, 2022	87
6. Von Sheppard, WB, (Travis Turner), vs. Kansas, Nov. 16, 1985	82
Todd Millikan, TE, (Steve Taylor), vs. Missouri, Oct. 29, 1988	82
8. Guy Ingles, SE, (Van Brownson), at Kansas, Oct. 17, 1970	80
Jerry List, TE, (Jerry Tagge), at Hawaii, Dec. 4, 1971	80
Matt Herian, TE, (Jammal Lord), vs. Colorado, Nov. 29, 2002	80
Stanley Morgan Jr., WR (Tanner Lee) vs. Wisconsin, Oct. 7, 2017	80

### Bowl Game Record

Quincy Enunwa, WR, (Tommy Armstrong Jr.) vs. Georgia, Jan. 1, 2014 99

### Most Field Goals Made in a Game

Player, Opponent, Date	FGM
1. Dale Klein, at Missouri, Oct. 19, 1985	7
2. Alex Henery, at Virginia Tech, Sept. 19, 2009	5
Drew Brown, vs. Southern Miss, Sept. 26, 2015	5
4. Paul Rogers, vs. Georgia, Dec. 20, 1969, Sun Bowl	4
Kris Brown, at Kansas St., Oct. 5, 1996	4
Kris Brown, vs. Texas A&M, Dec. 6, 1997	4
David Dyches, vs. Utah St., Sept. 6, 2003	4
David Dyches, vs. Penn St., Sept. 13, 2003	4
Jordan Congdon, vs. Maine, Sept. 3, 2005	4
Alex Henery, vs. W. Michigan, Aug. 30, 2008	4
Alex Henery, vs. Colorado, Nov. 28, 2008	4
Alex Henery, vs. Clemson, Jan. 1, 2009	4
Alex Henery, vs. Texas, Dec. 5, 2009	4
Alex Henery, vs. Arizona, Dec. 30, 2009	4
Brett Maher, vs. Chattanooga, Sept. 3, 2011	4
Drew Brown, at Purdue, Oct. 28, 2017	4
17. 41 times, most recently John Hohl, at Ohio St., Oct. 26, 2024	3
First time, Vic Halligan, T/PK, vs. Iowa, Nov. 21, 1914;	
Six times by Kris Brown, PK, 1995-98	

### Bowl Game Record

Alex Henery, vs. Arizona, Dec. 30, 2009, Holiday Bowl 4  
 Alex Henery, vs. Clemson, Jan. 1, 2009, Gator Bowl 4  
 Paul Rogers, vs. Georgia, Dec. 20, 1969, Sun Bowl 4

### Longest Field Goals

Rk.	Player, Opponent, Date	Yards
1.	Alex Henery, vs. Colorado, Nov. 28, 2008	57
2.	Paul Rogers, vs. Kansas, Oct. 18, 1969	55
	Billy Todd, vs. Kansas, Nov. 12, 1977	55
	Chris Drennan, vs. Northern Illinois, Sept. 9, 1989	55
	Tristan Alvano, vs. Purdue, Oct. 28, 2023	55
6.	Rich Sanger, vs. Texas A&M, Sept. 16, 1972	54
	Brett Maher, at UCLA, Sept. 8, 2012	54
	John Hohl, at Ohio St., Oct. 26, 2024	54
9.	Alex Henery, vs. Oklahoma, Dec. 4, 2010	53
10.	Kevin Seibel, at Colorado, Oct. 25, 1980	52
	Alex Henery, vs. Texas, Dec. 5, 2009	52
	Alex Henery, at Oklahoma St., Oct. 23, 2010	52
	Brett Maher, at Iowa, Nov. 23, 2012	52
14.	Paul Rogers, vs. Wyoming, Sept. 14, 1968	51
	Kris Brown, vs. Texas, Dec. 7, 1996	51
	Brett Maher, at Michigan, Nov. 19, 2011	51
	Brett Maher, vs. Michigan, Oct. 27, 2012	51
	Drew Brown, vs. Purdue, Oct. 22, 2016	51
	Connor Culp, at Oklahoma, Sept. 18, 2021	51

### Bowl Game Record

Alex Henery, vs. Arizona, Dec. 30, 2009, Holiday Bowl 50  
 Josh Brown, vs. Northwestern, Dec. 30, 2000, Alamo Bowl 50  
 Gregg Barrios, vs. Miami, Jan. 1, 1989, Orange Bowl 50  
 Paul Rogers, vs. Georgia, Dec. 20, 1969, Sun Bowl 50

### Consecutive Field Goals Made

Rk.	Player, Year	FGM
1.	Alex Henery, 2009-10	18
2.	Kris Brown, 1997-98	17
3.	Drew Brown, 2015-16	13
4.	Alex Henery, 2007-08	12
5.	Jordan Congdon, 2005	11
	Kris Brown, 1995-96	11

### Most Field Goals Made in a Season

Rk.	Player, Year	FGM
1.	Alex Henery, 2009	24
2.	Drew Brown, 2015	21
3.	Brett Maher, 2012	20
4.	Brett Maher, 2011	19
	Jordan Congdon, 2005	19

**Most Field Goals Made in a Career**

Rk.	Player, Year	FGM
1.	Alex Henery, 2007-10	68
2.	Drew Brown, 2014-17	59
3.	Kris Brown, 1995-98	57
4.	Josh Brown, 1999-2002	43
5.	Brett Maher, 2009-12	39

**Scoring Season**

**Points:** 174; Mike Rozier, IB, 1983

**Points Per Game:** 17.4; Bobby Reynolds, HB, 1950 (9 games, 157 points)

**Touchdowns:** 29; Mike Rozier, IB, 1983

**Points By Kicking:** 119; Brett Maher, PK, 2012

**Conversions:** 62; Kris Brown, PK, 1997 (62 att.)

**Conversion Attempts:** 62; Kris Brown, PK, 1997 (62 made)

**PAT Kicks, No Misses:** 62; Kris Brown, PK, 1997 (62 att.)

**Field Goals:** 24; Alex Henery, PK, 2009 (28 att.)

**Field Goal Attempts:** 28; Alex Henery, PK, 2009 (24 made)

**Field-Goal Percentage (min. 5 att.):** 100.0; Alex Henery, 2007 (8-8)

**Perfect PAT Seasons (min 20 attempts):** 17 times

1985: Dale Klein (38-38); 1987: Chris Drennan (53-53);

1988: Gregg Barrios (24-24); 1989: Gregg Barrios (57-57);

1997: Kris Brown (62-62); 2000: Josh Brown (60-60);

2002: Josh Brown (46-46); 2003: David Dyches (32-32);

2007: Alex Henery (45-45); 2009: Alex Henery (38-38);

2010: Alex Henery (54-54); 2012: Brett Maher (59-59);

2014: Drew Brown (59-59); 2016: Drew Brown (38-38);

2017: Drew Brown (37-37); 2020: Connor Culp (20-20);

2023: Tristan Alvano (27-27)

**Top 10 Points Scored in a Season**

Rk.	Player, Pos., Year (TD, PAT, FG)	Points
1.	Mike Rozier, IB, 1983 (29 TD)	174
2.	Bobby Reynolds, HB, 1950 (22 TD, 25 PAT)	157
3.	Ahman Green, IB, 1997 (22 TD)	132
4.	Ameer Abdullah, IB, 2014 (22 TD)	132
5.	Eric Crouch, QB, 2000 (20 TD)	120
6.	Brett Maher, PK, 2012 (59 PAT, 20 FG)	119
7.	Eric Crouch, QB, 2001 (19 TD, 1 PAT)	116
8.	Kris Brown, PK, 1997 (62 PAT, 18 FG)	116
9.	Scott Frost, QB, 1997 (19 TD)	114
10.	Alex Henery, PK, 2009 (38 PAT, 24 FG)	110
	Alex Henery, PK, 2008 (56 PAT, 18 FG)	110

**Most Points Scored in a Season by Class**

**Freshman:** 101; Drew Brown, PK, 2014 (59 PAT, 14 FG)

**Sophomore:** 157; Bobby Reynolds, HB, 1950 (22 TD, 25 PAT)

**Junior:** 132; Ahman Green, IB, 1997 (22 TD)

**Senior:** 174; Mike Rozier, IB, 1983 (29 TD)

**Top 10 Touchdowns Scored in a Season**

Rk.	Player, Pos., Year	TD
1.	Mike Rozier, IB, 1983	29
2.	Ahman Green, IB, 1997	22
3.	Bobby Reynolds, HB, 1950	22
4.	Ameer Abdullah, IB, 2014	22
5.	Eric Crouch, QB, 2000	20
6.	Eric Crouch, QB, 2001	19
7.	Scott Frost, QB, 1997	19
8.	Rex Burkhead, IB, 2011	19
9.	Eric Crouch, QB, 1999	17
10.	Mike Rozier, IB, 1982	17
	Johnny Rodgers, WB, 1972	17
	Johnny Rodgers, WB, 1971	17

**Scoring Career**

**Points:** 397; Alex Henery, PK, 2007-10

**Points Per Game:** 9.2; Bobby Reynolds, HB, 1950-52 (23 games, 211 points)

**Touchdowns:** 61; Eric Crouch, QB, 1998-01

**Points By Kicking:** 397; Alex Henery, 2007-10 (193 PAT, 68 FG)

**Conversions:** 217; Kris Brown, 1995-98 (222 att.)

**Conversion Attempts:** 222; Kris Brown, PK, 1995-98 (217 made)

**Conversion Percentage (min. 80 att.):** 99.5;

Alex Henery, 2007-10 (193-194)

**Consecutive Conversions Made:** 116; Alex Henery Nov. 1, 2008-Dec. 30, 2010

**Field Goals:** 68; Alex Henery, 2007-10 (76 att.)

**Field Goal Attempts:** 77; Kris Brown, 1995-98 (57 made)

**Field Goal Percentage (min. 10 att.):** 89.5; Alex Henery, 2007-10 (68-76) (NCAA Record-min. 55 FGM)

**Consecutive Field Goals Made:** 18; Alex Henery, Dec. 5, 2009-Dec. 4, 2010

**Consecutive Field Goals Made to Start Career:** 12; Alex Henery, PK, 2007-08

**All-Purpose Yards Game**

**Attempts:** 41; Brandon Jackson, IB, vs. Colorado, Nov. 24, 2006 (190 yards)

**Yards:** 341; Ameer Abdullah IB, vs. Rutgers, Oct. 25, 2014 (23 att.)

**Yards Per Attempt (min. 15 att.):** 18.19; JD Spielman, WR, at Minnesota, Nov. 11, 2017 (16 att., 291 yards)

**Top 10 Games, All-Purpose Yards**

Player, Pos., Opponent, Date (Attempts)	Yards
1. Ameer Abdullah, IB, vs. Rutgers, Oct. 24, 2014 (23)	341
2. Roy Helu Jr., IB, vs. Missouri, Oct. 30, 2010 (29)	321
3. Ameer Abdullah, IB, vs. Miami, Sept. 20, 2014 (40)	313
4. Calvin Jones, IB, at Kansas, Nov. 9, 1991 (28)	298
5. Trey Palmer, WR, at Purdue, Oct. 15, 2022 (8)	297
6. JD Spielman, WR, at Minnesota, Nov. 11, 2017 (16)	291
7. Rick Berns, IB, vs. Missouri, Nov. 18, 1978 (39)	289
8. Mike Rozier, IB, vs. Kansas, Nov. 12, 1983 (32)	285
9. I.M. Hipp, IB, vs. Indiana, Oct. 1, 1977 (29)	284
10. Jeff Smith, IB, vs. Minnesota, Sept. 15, 1984 (30)	273

**Best All-Purpose Yard Games by Class**

**Freshman:** 298; Calvin Jones, IB, at Kansas, Nov. 9, 1991 (28 att.)

**Sophomore:** 284; I.M. Hipp, IB, vs. Indiana, Oct. 1, 1977 (29 att.)

**Junior:** 297; Trey Palmer, WR, at Purdue, Oct. 15, 2022 (8 att.)

**Senior:** 341; Ameer Abdullah, IB, vs. Rutgers, Oct. 25, 2014 (23 att.)

**All-Purpose Yards Season**

**Attempts:** 311; Ameer Abdullah, IB, 2013 (1,999 yards)

**Yards:** 2,486; Mike Rozier, IB, 1983 (296 att.)

**Yards Per Attempt (min. 100 att.):** 15.02; Johnny Rodgers, WB, 1971 (132 att., 1,983 yards)

**Note:** Niles Paul - 17.49 on 97 attempts (1,697 yards) in 2009; JD Spielman - 17.09 on 92 attempts (1,572 yards) in 2017

**Top 10 Seasons, All-Purpose Yards**

Rk.	Player, Pos., Year (Attempts)	Yards
1.	Mike Rozier, IB, 1983 (296 att.)	2,486
2.	Ameer Abdullah, IB, 2014 (300 att.)	2,272
3.	Johnny Rodgers, WB, 1972 (160 att.)	2,011
4.	Ameer Abdullah, IB, 2013 (311 att.)	1,999
5.	Johnny Rodgers, WB, 1971 (132 att.)	1,983
6.	Ahman Green, IB, 1997 (278 att.)	1,982
7.	Lawrence Phillips, IB, 1994 (308 att.)	1,894
8.	Ameer Abdullah, IB, 2012 (283 att.)	1,884
9.	Mike Rozier, IB, 1982 (252 att.)	1,790
10.	Marlon Lucky, IB, 2007 (282 att.)	1,743

**Best All-Purpose Yard Seasons by Class**

**Freshman:** 1,572; JD Spielman, WR, 2017 (92 att.)

**Sophomore:** 1,894; Lawrence Phillips, IB, 1994 (308 att.)

**Junior:** 1,999; Ameer Abdullah, IB, 2013 (311 att.)

**Senior:** 2,486; Mike Rozier, IB, 1983 (296 att.)

**All-Purpose Yards Career**

**Attempts:** 978; Ameer Abdullah, IB, 2011-14 (7,186 yards)

**Yards:** 7,186; Ameer Abdullah, IB, 2011-14 (978 att.)

**Yards Per Attempt (min. 200 att.):** 17.05; Kenny Bell, WR, 2011-14 (239 att., 4,075 yards)

**Top 10 Careers, All-Purpose Yards**

Player, Pos., Years (Attempts)	Yards
1. Ameer Abdullah, IB, 2011-14 (978 att.)	7,186
2. Johnny Rodgers, WB, 1970-72 (406 att.)	5,586
3. Mike Rozier, IB, 1981-83 (708 att.)	5,445
4. Ahman Green, IB, 1995-97 (614 att.)	4,280
5. Marlon Lucky, IB, 2005-08 (521 att.)	4,214
6. Niles Paul, WR, 2007-10 (249 att.)	4,122
7. Kenny Bell, WR, 2011-14 (239 att.)	4,075
8. Rex Burkhead, IB, 2009-10-11-12 (706 att.)	3,953
9. Roy Helu Jr., IB, 2007-10 (632 att.)	3,905
10. JD Spielman, WR, 2017-2019 (247 att.)	3,725

# 1,000 Yard Career Rushers

(Totals do not include bowl games from 1946 to 2001. The NCAA began including bowl games in statistics in 2002. 100G indicates career 100-yard rushing games including bowl performances.)

Player, Position, Years	Att.	Gain	Loss	Net	Avg.	TD	100G
1. Mike Rozier, IB, 1981-82-83	668	4,837	57	<b>4,780</b>	7.16	49	26
2. Ameer Abdullah, IB, 2011-12-13-14	813	4,744	156	<b>4,588</b>	5.64	39	24
3. Ahman Green, IB, 1995-96-97	574	3,989	109	<b>3,880</b>	6.76	42	20
4. Eric Crouch, QB, 1998-99-00-01	648	3,950	516	<b>3,434</b>	5.30	59	17
5. Roy Helu Jr., IB, 2007-08-09-10	578	3,536	132	<b>3,404</b>	5.89	28	10
6. Rex Burkhead, IB, 2009-10-11-12	635	3,441	112	<b>3,329</b>	5.24	30	13
7. Calvin Jones, IB, 1991-92-93	461	3,215	62	<b>3,153</b>	6.84	40	16
8. Ken Clark, IB, 1987-88-89	494	3,112	75	<b>3,037</b>	6.15	29	12
9. Taylor Martinez, QB, 2010-11-12-13	585	3,747	767	<b>2,975</b>	5.09	31	13
10. I.M. Hipp, IB, 1977-78-79	495	2,913	99	<b>2,814</b>	5.68	21	10
11. Lawrence Phillips, IB, 1993-94-95	449	2,886	109	<b>2,777</b>	6.18	30	15
12. Dahrnan Diedrick, IB, 1999-00-01-02	502	2,837	92	<b>2,745</b>	5.47	26	8
13. Cory Ross, IB, 2002-03-04-05	597	2,877	134	<b>2,743</b>	4.59	17	12
14. Derek Brown, IB, 1990-91-92	458	2,784	85	<b>2,699</b>	5.89	23	12
15. Jammal Lord, QB, 2000-01-02-03	516	3,118	545	<b>2,573</b>	4.99	24	8
16. Correll Buckhalter, IB, 1997-98-99-00	413	2,587	65	<b>2,522</b>	6.11	27	11
17. Keith Jones, IB, 1984-85-86-87	398	2,577	89	<b>2,488</b>	6.25	32	10
18. Dan Alexander, IB, 1997-98-99-00	402	2,532	76	<b>2,456</b>	6.11	20	14
19. Rick Berns, IB, 1976-77-78	440	2,478	29	<b>2,449</b>	5.57	28	9
20. Roger Craig, IB, 1979-80-81-82	407	2,493	47	<b>2,446</b>	6.01	26	7
21. Marlon Lucky, IB, 2005-06-07-08	515	2,508	115	<b>2,393</b>	4.65	22	8
22. Adrian Martinez, QB, 2018-19-20-21	508	2,964	663	<b>2,301</b>	4.53	35	7
23. Jeff Kinney, HB, 1969-70-71	545	2,295	51	<b>2,244</b>	4.12	29	6
24. Terrell Newby, IB, 2013-14-15-16	458	2,300	61	<b>2,239</b>	4.89	20	5
25. Doug DuBose, IB, 1982-84-85	362	2,250	45	<b>2,205</b>	6.09	16	14
26. Devine Ozigbo, IB, 2015-16-17-18	420	2,264	61	<b>2,203</b>	5.25	21	9
27. Bobby Reynolds, HB, 1950-51-52	378	2,386	190	<b>2,196</b>	5.81	24	9
28. Jarvis Redwine, IB, 1979-80	304	2,213	52	<b>2,161</b>	7.11	17	10
29. Tony Davis, IB/FB, 1973-74-75	501	2,195	42	<b>2,153</b>	4.30	17	7
30. Steve Taylor, QB, 1985-86-87-88	431	2,560	435	<b>2,125</b>	4.93	32	6
31. Monte Anthony, IB, 1974-75-76-77	463	2,126	49	<b>2,077</b>	4.49	18	5
32. Jeff Smith, IB, 1980-82-83-84	315	2,014	22	<b>1,992</b>	6.32	19	5
33. Joe Orduna, HB, 1967-68-70	489	2,070	102	<b>1,968</b>	4.02	26	4
34. Tommie Frazier, QB, 1992-93-94-95	367	2,231	276	<b>1,955</b>	5.33	36	3
35. Tommy Armstrong Jr., QB 2013-14-15-16	423	2,286	467	<b>1,819</b>	4.30	23	2
36. Andra Franklin, FB, 1977-78-79-80	324	1,753	15	<b>1,738</b>	5.36	10	3
37. Leodis Flowers, IB, 1988-89-90	247	1,668	33	<b>1,635</b>	6.62	18	7
38. Harry Wilson, HB, 1964-65-66	318	1,683	73	<b>1,610</b>	5.06	10	3
39. Imani Cross, IB, 2012-13-14-15	327	1,654	55	<b>1,599</b>	4.89	28	3
40. Damon Benning, IB, 1993-94-95-96	270	1,623	61	<b>1,562</b>	5.79	20	3
41. Scott Frost, QB, 1996-97	302	1,778	245	<b>1,533</b>	5.08	28	3
42. Bob Smith, HB, 1952-53-54	316	1,595	70	<b>1,525</b>	4.83	9	4
43. Dick Davis, FB, 1966-67-68	349	1,564	87	<b>1,477</b>	4.23	4	3
44. Joel Makovicka, FB, 1995-96-97-98	247	1,458	11	<b>1,447</b>	5.86	13	2
45. Brandon Jackson, IB, 2004-05-06	291	1,475	44	<b>1,431</b>	4.92	14	4
46. Tom Rathman, FB, 1981-83-84-85	220	1,429	4	<b>1,425</b>	6.48	12	4
47. John O'Leary, IB, 1973-74-75	293	1,461	37	<b>1,424</b>	4.86	14	2
48. Tyreese Knox, IB, 1985-86-87-88	209	1,391	33	<b>1,358</b>	6.50	12	3
49. Bill Thornton, FB/HB, 1960-61-62	295	1,388	60	<b>1,328</b>	4.50	12	6
Anthony Grant, RB, 2022-23	322	1,394	66	<b>1,328</b>	4.12	9	6
51. Turner Gill, QB, 1980-81-82-83	290	1,593	276	<b>1,317</b>	4.54	18	1
52. Craig Johnson, IB, 1978-79-80	203	1,293	20	<b>1,273</b>	6.27	18	6
53. Bill Mueller, HB, 1947-48-49-50	321	1,406	190	<b>1,216</b>	3.79	5	2
54. Gerry Gdowski, QB, 1987-88-89	152	1,281	70	<b>1,211</b>	7.97	17	3
55. Willie Greenlaw, HB, 1954-55-56	212	1,251	89	<b>1,162</b>	5.48	10	2
56. Imani Cross, IB, 2012-13-14-15	215	1,184	29	<b>1,155</b>	5.37	22	3
57. DeAngelo Evans, IB, 1996-98-99	224	1,182	40	<b>1,142</b>	5.10	18	5
58. Dedrick Mills, RB, 2019-20	227	1,187	46	<b>1,141</b>	5.03	13	3
59. Willie Ross, HB, 1961-62-63	226	1,188	63	<b>1,125</b>	4.98	8	2
60. David Horne, IB, 2002-03-04	246	1,188	64	<b>1,124</b>	4.57	11	4
61. Mickey Joseph, QB, 1988-89-90-91	180	1,198	107	<b>1,091</b>	6.06	16	1
62. Jerry Brown, FB, 1955-56-57	226	1,094	6	<b>1,088</b>	4.81	6	2
63. Paul Miles, IB, 1983-84-85	156	1,097	23	<b>1,074</b>	6.88	9	2
64. Bryan Carpenter, FB, 1987-88-89	170	1,069	5	<b>1,064</b>	6.26	7	1
65. Ben Gregory, HB, 1965-66-67	260	1,069	45	<b>1,024</b>	3.94	9	2
66. Frank Solich, FB, 1963-64-65	196	1,054	44	<b>1,010</b>	5.15	6	1
67. Emmett Johnson, RB, 2022-23-24	207	1,025	16	<b>1,009</b>	4.87	3	1
68. Lance Lewis, FB, 1988-90-91-92	163	1,012	4	<b>1,008</b>	6.18	6	0
69. Gary Dixon, HB, 1971-72	269	1,042	35	<b>1,007</b>	3.74	14	1
70. Rahmir Johnson, RB, 2019-20-21-22-23-24	226	1,040	40	<b>1,000</b>	4.42	8	0

# 1,000 Career Passing Yards

(Based on total passing yardage. Totals do not include bowl games from 1946 to 2001. The NCAA began including bowl games in statistics in 2002.)

Player, Years	Att.	Comp.	Pct.	INT	TD	Rating	Yards
1. Tommy Armstrong Jr., QB, 2013-14-15-16	1,172	625	53.3	44	67	128.3	8,871
2. Adrian Martinez, QB, 2018-19-20-21	1,055	670	63.5	30	45	139.5	8,491
3. Taylor Martinez, QB, 2010-11-12-13	962	575	59.8	29	56	136.3	7,258
4. Zac Taylor, QB, 2005-06	821	470	57.2	20	45	130.3	5,850
5. Joe Ganz, QB, 2006-07-08	585	381	65.1	18	44	157.4	5,125
6. Dave Humm, QB, 1972-73-74	637	353	55.4	36	41	131.7	5,035
7. Jerry Tagge, QB, 1969-70-71	581	348	59.9	19	32	139.5	4,704
8. Eric Crouch, QB, 1998-99-00-01	606	312	51.5	25	29	121.1	4,481
9. Tommie Frazier, QB, 1992-93-94-95	469	232	49.5	11	43	138.1	3,521
10. Turner Gill, QB, 1980-81-82-83	428	231	54.0	11	34	140.1	3,317
11. Vince Ferragamo, QB, 1975-76	389	224	57.6	13	32	147.7	3,224
12. Tanner Lee, QB, 2017	428	246	57.5	16	23	129.2	3,143
13. Jammal Lord, QB, 2000-01-02-03	404	193	47.8	22	18	110.8	2,848
14. Dylan Raiola, QB, 2024	410	275	67.1	11	13	129.9	2,819
15. Steve Taylor, QB, 1985-86-87-88	404	184	45.5	24	30	116.7	2,815
16. Scott Frost, QB, 1996-97	359	192	53.5	7	18	128.8	2,677
17. Bob Churchich, QB, 1964-65-66	342	179	52.3	18	15	116.1	2,434
18. Sam Keller, QB, 2007	325	205	63.1	10	14	133.7	2,422
19. Casey Thompson, QB, 2022	274	173	63.1	10	17	150.1	2,407
20. Tom Sorley, QB, 1976-77-78	256	148	57.8	13	15	140.2	2,230
21. Zac Lee, QB, 2008-09	304	178	58.6	10	14	126.5	2,148
22. Joe Dalley, QB, 2003-04	324	162	50.0	21	19	111.9	2,142
23. Jeff Quinn, QB, 1978-79-80	254	147	57.9	11	18	138.9	2,005
24. Brook Berringer, QB, 1992-93-94-95	231	137	59.3	6	12	135.6	1,769
25. Frank Patrick, QB, 1967-68-69	300	143	47.7	18	8	93.7	1,760
26. Dennis Claridge, QB, 1961-62-63	298	125	41.9	14	8	90.3	1,733
27. John Bordogna, QB, 1951-52-53	271	113	41.7	20	6	84.4	1,618
28. Keithen McCall, QB, 1989-90-91	172	99	57.6	9	13	146.3	1,486
29. Van Brownson, QB, 1969-70-71	237	128	54.0	9	12	114.7	1,455
30. Gerry Gdowski, QB, 1987-88-89	146	77	52.7	2	19	173.4	1,398
31. Fran Nagle, QB, 1949-50	190	79	41.6	14	13	106.4	1,289
32. Fred Duda, QB, 1963-64-65	202	84	41.6	16	8	87.1	1,161
33. Mike Grant, QB, 1989-90-92	178	86	48.3	9	11	109.8	1,086
34. Ryker Fyfe, QB, 2013-14-15-16	165	87	52.7	6	10	118.6	1,043

# 1,000 Career Receiving Yards

(Based on total yards. Totals do not include bowl games from 1946 to 2001. The NCAA began including bowl games in statistics in 2002.)

Player, Years	No.	Yards	Avg.	TD
1. Stanley Morgan Jr., WR, 2015-16-17-18	189	2,747	14.5	22
2. Kenny Bell, WR, 2011-12-13-14	181	2,689	14.9	21
3. JD Spielman, WR, 2017-18-19	170	2,546	15.0	15
4. Johnny Rodgers, WR, 1970-71-72	143	2,479	17.3	25
5. Nate Swift, WR, 2005-06-07-08	166	2,476	14.9	22
6. Jordan Westerkamp, WR, 2013-14-15-16	167	2,474	14.8	18
7. Terrence Nunn, WR, 2004-05-06-07	136	1,762	12.9	11
8. Todd Peterson, WR, 2005-06-07-08	108	1,602	14.8	13
9. Niles Paul, WR, 2007-08-09-10	103	1,532	14.9	5
10. Quincy Enunwa, WR, 2010-11-12-13	115	1,526	13.3	15
11. Matt Davison, SE, 1997-98-99-00	93	1,456	15.7	6
12. Maurice Purify, WR, 2006-07	91	1,444	15.9	16
13. Marlon Lucky, IB, 2005-06-07-08	135	1,379	10.2	4
14. De'Mornay Pierson-El, WR, 2014-15-16-17	100	1,309	13.1	11
15. Brandon Reilly, WR, 2013-14-15-16	70	1,275	18.2	6
16. Matt Herian, TE, 2002-03-04-06	65	1,243	19.1	12
17. Irving Fryar, WR, 1981-82-83	67	1,196	17.9	11
18. Guy Ingles, SE, 1968-69-70	74	1,157	15.6	11
19. Tracey Wistrom, TE, 1998-99-00-01	58	1,150	19.8	10
20. Todd Brown, SE, 1980-81-82	65	1,092	16.8	12
21. Tim Smith, SE, 1977-78-79	72	1,089	15.1	3
22. Bobby Thomas, SE, 1974-75-76	56	1,083	19.3	14
23. Jon Bostick, SE, 1989-90-91	55	1,083	19.7	15
24. Mike McNeill, TE, 2007-08-09-10	82	1,072	13.1	11
25. Kyler Reed, TE, 2009-10-11-12	67	1,063	15.9	11
26. Chuck Malito, SE, 1974-75-76	56	1,057	18.9	8
27. Junior Miller, TE, 1977-78-79	55	1,045	19.0	12
28. Trey Palmer, WR, 2022	71	1,043	14.7	9

## 50 Career Receptions

(Based on total receptions. Totals do not include bowl games from 1946 to 2001. The NCAA began including bowl games in statistics in 2002.)

Player, Years	No.	Yards	Avg.	TD
1. Stanley Morgan Jr., WR, 2015-16-17-18	189	2,747	14.5	22
2. Kenny Bell, WR, 2011-12-13-14	181	2,689	14.9	21
3. JD Spielman, WR, 2017-18-19	170	2,546	15.0	15
4. Jordan Westerkamp, WR, 2013-14-15-16	167	2,474	14.8	18
5. Nate Swift, WR, 2005-06-07-08	166	2,476	14.9	22
6. Johnny Rodgers, WB, 1970-71-72	143	2,479	17.3	25
7. Terrence Nunn, WR, 2004-05-06-07	136	1,762	12.9	11
8. Marlon Lucky, IB, 2005-06-07-08	135	1,379	10.2	4
9. Quincy Enunwa, WR, 2010-11-12-13	115	1,526	13.3	15
10. Todd Peterson, WR, 2005-06-07-08	108	1,602	14.8	13
11. Niles Paul, WR, 2007-08-09-10	103	1,532	14.9	5
12. De'Mornay Pierson-El, WR, 2014-15-16-17	100	1,309	13.1	11
13. Matt Davison, SE, 1997-98-99-00	93	1,456	15.7	6
14. Maurice Purify, WR, 2006-07	91	1,444	15.9	16
Wan'Dale Robinson, WR, 2019-20	91	914	10.0	3
16. Jeff Kinney, HB, 1969-70-71	82	864	10.5	3
Mike McNeill, TE, 2007-08-09-10	82	1,072	13.1	11
18. Brandon Kinnie, WR, 2009-10-11	81	892	11.0	6
19. Guy Ingles, SE, 1968-69-70	74	1,157	15.6	11
20. Jamal Turner, WR, 2011-12-13-15	73	892	12.2	4
Ameer Abdullah, IB, 2011-12-13-14	73	690	9.5	7
22. Tim Smith, SE, 1977-78-79	72	1,089	15.1	3
23. Cory Ross, IB, 2002-03-04-05	71	729	10.3	5
24. Trey Palmer, WR, 2022	71	1,043	14.7	9
25. Brandon Reilly, WR, 2013-14-15-16	70	1,275	18.2	6
26. Wilson Thomas, SE, 1999-00-01-02	68	969	14.3	6
27. Kyler Reed, TE, 2009-10-11-12	67	1,063	15.9	11
28. Irving Fryar, WB, 1981-82-83	67	1,196	17.9	11
29. Tom Penney, SE, 1966-67-68	66	926	14.0	2
30. Todd Brown, SE, 1980-81-82	65	1,092	16.8	12
Matt Herian, TE, 2002-03-04-06	65	1,243	19.1	12
Austin Allen, TE, 2018-19-20-21	65	975	15.0	3
33. Ross Pilkington, WR, 2002-03-04	63	976	15.5	4
34. Abdul Muhammad, WB, 1991-92-93-94	61	938	15.4	6
Jerry List, TE, 1970-71-72	61	901	14.8	5
Dennis Richnafsky, SE, 1965-66-67	61	676	11.1	5
Jack Stoll, TE, 2017-18-19-20	61	657	10.8	6
Thomas Fidone II, TE, 2021-23-24	61	633	10.4	4
39. Alonzo Moore, WR, 2013-14-15-16	60	981	16.4	8
Rex Burkhead, IB, 2009-10-11-12	60	507	8.5	5
41. Cethan Carter, TE, 2013-14-15-16	59	744	13.9	4
Tracey Wistrom, TE, 1998-99-00-01	58	1,150	19.8	10
43. Bobby Thomas, SE, 1974-75-76	56	1,083	19.3	14
Chuck Malito, SE, 1974-75-76	56	1,057	18.9	8
45. Jon Bostick, SE, 1989-90-91	55	1,083	19.7	15
Junior Miller, TE, 1977-78-79	55	1,045	19.0	12
Jacory Barney Jr., WR, 2024	55	447	8.1	0
48. Frantz Hardy, WR, 2005-06-07	54	971	17.9	7
Roy Helu Jr., IB, 2007-08-09-10	54	501	9.3	0
50. Terrell Newby, IB, 2013-14-15-16	53	354	6.7	2
Tony Davis, IB/FB, 1973-74-75	53	499	9.4	4
Jim McFarland, TE, 1968-69	53	625	11.8	4
53. Ritch Bahe, WB, 1972-73-74	52	707	13.6	4
54. Dave Shamblin, SE, 1973-74-75	50	871	17.4	4

## Top 50 Career Scorers

(Totals do not include bowl games from 1946 to 2001. The NCAA began including bowl games in statistics in 2002.)

Rk.	Player, Years	TD	PAT	2PAT	FG	TP
1.	Alex Henery, PK, 2007-08-09-10	0	193-194	0	68-76	397
2.	Kris Brown, PK, 1995-96-97-98	0	217-222	0	57-77	388
3.	Eric Crouch, QB, 1998-99-00-01	61	0	1	0	368
4.	Drew Brown, PK, 2014-15-16-17	0	178-180	0	59-76	355
5.	Josh Brown, PK, 1999-00-01-02	0	186-190	0	43-62	315
6.	Mike Rozier, IB, 1981-82-83	52	0	0	0	312
7.	Ameer Abdullah, IB, 2011-12-13-14	48	0	0	0	288
8.	Ahman Green, IB, 1995-96-97	45	0	0	0	270
9.	Johnny Rodgers, WB, 1970-71-72	44	0	0	0	264
10.	Calvin Jones, IB, 1991-92-93	42	0	0	0	252
11.	Tommie Frazier, QB, 1992-93-94-95	36	0	3	0	222
	Byron Bennett, PK, 1990-91-92-93	0	150-156	0	24-39	222
13.	Brett Maher, PK/P, 2009-10-11-12	0	102-103	0	39-50	219
14.	Adrian Martinez, QB, 2018-19-20-21	35	0	3	0	216
15.	Bobby Reynolds, HB/PK, 1950-51-52	28	40-49	0	1-2	211
16.	Rex Burkhead, IB, 2009-10-11-12	35	0-0	0	0-0	210
17.	Gregg Barrios, PK, 1986-88-89-90	0	127-129	0	26-35	205
18.	Rich Sanger, PK, 1971-72-73	0	149-161	0	18-35	203
19.	Keith Jones, IB, 1984-85-86-87	33	0	1	0	200
20.	Kevin Seibel, PK, 1980-81-82	0	151-156	0	16-30	199
21.	Dale Klein, PK, 1984-85-86	0	115-118	0	27-41	196
22.	Steve Taylor, QB, 1985-86-87-88	32	0	1	0	194
	Jeff Kinney, HB, 1969-70-71	32	0	1	0	194
24.	Taylor Martinez, QB, 2010-11-12-13	31	0	1	0	188
25.	Lawrence Phillips, IB, 1993-94-95	30	0	0	0	180
	Rick Berns, IB/FB, 1976-77-78	30	0	0	0	180
27.	Ken Clark, IB, 1987-88-89	29	0	1	0	176
28.	Imani Cross, IB, 2012-13-14-15	28	0	0	0	168
	Scott Frost, QB, 1996-97	28	0	0	0	168
	Roy Helu Jr., RB, 2007-08-09-10	28	0	0	0	168
31.	Joe Orduna, HB, 1967-68-69	27	0	1	0	164
32.	Correll Buckhalter, IB, 1997-98-99-00	27	0	0	0	162
33.	Marlon Lucky, IB, 2005-06-07-08	26	0	1	0	158
	Jordan Congdon, PK, 2005-06	0	86-88	0	24-30	158
35.	Dahrran Diedrick, IB, 1999-00-01-02	26	0	0	0	156
	Roger Craig, IB, 1980-81-82	26	0	0	0	156
37.	Paul Rogers, PK, 1968-69-70	0	89-96	0	20-47	149
38.	Tommy Armstrong Jr., QB, 2013-14-15-16	24	0	3	0	144
	Nate Swift, WR, 2005-06-07-08	23	0	3	0	144
	Jammal Lord, QB, 2000-01-02-03	24	0	0	0	144
	Derek Brown, IB, 1990-91-92	24	0	0	0	144
42.	Jeff Smith, IB, 1982-83-84	23	0	1	0	140
	Kenny Bell, WR, 2011-12-13-14	23	0	1	0	140
44.	Billy Todd, PK, 1977-78	0	70-71	0	22-34	136
45.	Stanley Morgan Jr., WR, 2015-18	22	0	1	0	134
46.	Terrell Newby, IB, 2013-14-15-16	22	0	0	0	132
	Cory Ross, IB, 2002-03-04-05	22	0	0	0	132
48.	Chris Drennan, PK, 1985-87-88-89	0	88-90	0	14-20	130
49.	I.M. Hipp, IB, 1977-78-79	21	0	1	0	128
	Tony Davis, IB/FB, 1973-74-75	21	0	1	0	128
	Devine Ozigbo, IB, 2015-18	21	0	0	0	126

## Career Tackle Leaders

(170 or more career tackles. Totals do not include bowl games from 1965 to 2001. The NCAA began including bowl games in statistics in 2002.)

Player, Years	UT	AT	TT	For Loss	Sacks
1. Barrett Ruud, MLB, 2001-02-03-04	218	214	432	50/120	8/48
2. Jerry Murtaugh, SLB, 1968-69-70	148	194	342	12/44	NA*
3. Luke Reimer, LB, 2019-20-21-22-23	157	136	293	23/85	9/49
4. Mike Brown, ROV, 1996-97-98-99	137	150	287	17/57	2/20
5. Lavonte David, LB, 2010-11	149	136	285	28/124	11.5/96
6. Dedrick Young, LB, 2015-16-17-18	134	150	284	16/25	2/8
7. Lee Kunz, SLB, 1976-77-78	119	157	276	10/19	NA*
8. Nathan Gerry, S, 2013-14-15-16	163	110	273	19/31	2/12
9. Clete Pillen, LB, 1974-75-76	124	149	273	2/6	NA*
10. Steve Damkroger, SLB, 1979-80-81-82	157	112	269	20/93	2/15*
11. Ed Stewart, LB, 1991-92-93-94	111	146	257	18/77	9/56
12. Marc Munford, WLB, 1983-84-85-86	153	103	256	15/68	5/38
13. Jim Wightman, WLB, 1975-76-77	98	156	254	2/7	NA*
14. Trev Alberts, OLB, 1990-91-92-93	105	143	248	45/242	29.5/196
15. Will Compton, LB, 2009-10-11-12	101	146	247	15/50	5/38
16. Mike Knox, SLB, 1981-82-83-85	124	121	245	12/36	2/18
Mohamed Barry, LB, 2016-17-18-19	111	134	245	16/53	3.0/22
18. Broderick Thomas, OLB, 1985-86-87-88	143	99	242	39/216	22.5/149
19. Corey McKeon, LB, 2004-05-06-07	127	113	240	36/136	9/74
Isaac Gifford, S, 2020-21-22-23-24	126	114	240	15.5/43	1.5/8
21. Wayne Meylan, MG, 1965-66-67	118	120	238	NA*	NA*
22. Jay Foreman, MLB, 1995-96-97-98	69	164	233	15/44	5/30
23. Josh Banderas, LB, 2013-14-15-16	105	127	232	20/39	2.5/13
24. Carlos Polk, MLB, 1997-98-99-00	93	134	227	32/134	10/88
25. Daniel Bullocks, SS, 2002-03-04-05	133	93	226	12/32	1/12
26. Larry Asante, SS, 2007-08-09	127	97	224	3/6	1/4
27. Travis Hill, OLB, 1989-90-91-92	100	121	221	37.5/186.5	16.5/123.5
28. Ken Geddes, MG, 1967-68-69	89	131	220	10/48	NA*
Mike Anderson, ILB, 1990-91-92-93	75	145	220	14/48	3/27
Demorrio Williams, WLB, 2002-03	121	99	220	27/116	12/92
31. Bo Ruud, LB, 2004-05-06-07	117	99	216	25/84	4.5/43
32. Ndamukong Suh, DT, 2006-07-08-09	125	90	215	57/252	24/187
Joshua Kalu, DB, 2014-15-16-17	152	63	215	9/36	2/14
34. Ron Pruiett, LT, 1973-74-76	91	123	214	21/100	NA*
35. Rich Glover, MG, 1970-71-72	103	108	211	25/127	NA*
36. Tyrone Byrd, FS, 1989-90-91-92	96	113	209	6/28	1/1
JoJo Domann, S/LB, 2016-18-19-20-21	133	76	209	25.5/105	5.5/47
38. Pat Tyrance, WLB, 1988-89-90	97	111	208	13/44	4/17
39. Grant Wistrom, RE, 1994-95-96-97	93	113	206	58.5/260	26.5/178
40. Nick Henrich, LB, 2019-20-21-22-23	82	123	205	11.5/44	2.5/18
41. Aaron Williams, DB, 2015-16-17-18	125	79	204	11/41	2/18
Marquel Dismuke, S, 2017-18-19-20-21	121	83	204	5.5/12	0/0
43. Tom Ruud, SLB, 1972-73-74	82	120	202	2/3	NA*
44. Cameron Meredith, DE, 2009-10-11-12	96	100	196	26/88	13/71
45. Reggie Cooper, SS, 1987-88-89-90	117	78	195	16/49	0/0
LeRoy Etienne, ILB, 1985-86-87-88	115	80	195	13/49	4/21
47. Keyuo Craver, LCB, 1998-99-00-01	113	79	192	10/26	2.5/16
48. Corey Cooper, S, 2011-12-13-14	114	76	190	9/32	2.5/17
49. Bob Nelson, WLB, 1972-73-74	73	116	189	6/17	NA*
50. George Andrews, DE, 1976-77-78	93	91	184	24/121	NA*
Pierre Allen, DE, 2007-08-09-10	72	112	184	36/124	13.5/91
52. Scott Shanle, SLB, 1999-00-01-02	87	96	183	17/62	6/44
53. Steve Carmer, FS, 1988-90-91-92	81	101	182	7/58	2/31
54. John Lee, MG, 1973-74-75	84	96	180	15/79	NA*
55. Daimion Stafford, S, 2011-12	97	79	176	7/30	1.5/23
56. Stewart Bradley, LB, 2003-04-05-06	94	81	175	25/75	4/31
57. Phillip Dillard, LB, 2005-06-07-08-09	90	83	173	15/57	3.5/33
T.J. Hollowell, BLB, 2000-01-02-03	76	97	173	12/57	3.5/30
59. Le Kevin Smith, DT, 2002-03-04-05	77	95	172	36/112	9.5/55
60. Mark Daum, SLB, 1982-83-84	86	85	171	13/50	6/41
61. Bob Martin, DE, 1973-74-75	82	88	170	10/55	NA*

\*Tackles for loss not available before 1968, sacks not available before 1982

# Nebraska Individual Defensive Records

## Defensive Game Records

**Total Tackles:** 30; Cleite Pillen, SLB, vs. Okla. St., Nov. 6, 1976  
**Unassisted Tackles:** 16; Barrett Ruud, MLB, vs. Kansas St., Oct. 23, 2004  
**Assisted Tackles:** 19; Rich Glover, MG, at Oklahoma, Nov. 25, 1971  
**Tackles for Loss:** 7; Jim Skow, RT, vs. Missouri, Oct. 19, 1985 (40 yards); Jared Crick, DT, at Baylor, Oct. 31, 2009, (28 yards); Ndamukong Suh, DT, vs. Texas, Dec. 5, 2009 (22 yards)  
**Yards:** 46; Sherwin Jarmon, DE, vs. Iowa St., Nov. 8, 1969  
**Sacks:** 5; Jared Crick, DT, at Baylor, Oct. 31, 2009 (24 yards)  
**Yards:** 37; Jim Skow, RT, vs. Kansas St., Nov. 2, 1985 (3 sacks)  
**Fumble Recoveries:** 3; Broderick Thomas, OLB, at Colorado, Oct. 25, 1986  
**Fumble Returns for TD:** 1; many times, most recent Deontai Williams, S, vs. Penn St., Nov. 14, 2020 (26 yards)  
**Long Fumble Return:** 74 yards; Ralph Brown, RCB, at Kansas St., Nov. 14, 1998  
**Passes Broken Up:** 7; Ralph Brown, RCB, vs. Colorado, Nov. 29, 1996  
**Pass Interceptions:** 3; Dana Stephenson, RCB, vs. Colorado, Nov. 1, 1969; Joe Blahak, LCB, vs. Kansas St., Nov. 14, 1970; Ric Lindquist, LCB, at Kansas St., Nov. 10, 1979; Matt O'Hanlon, FS, vs. Oklahoma, Nov. 7, 2009  
**INT Returns for TD:** 1; many times, most recent Ceyair Wright, at USC, Nov. 16, 2024 (45 yards)  
**Long Nebraska INT Return, TD:** 95; Willie Greenlaw, DB, vs. Colorado, Nov. 12, 1955; Bill Kosch, S, vs. Texas A&M, Sept. 25, 1971  
**Long Nebraska INT Return, No TD:** 68; Bret Clark, S, vs. Minnesota, Sept. 15, 1984  
**Total INT Return Yards:** 116; Joe Blahak, LCB, vs. Kansas St., Nov. 14, 1970 (3 INT); Bill Kosch, S, vs. Texas A&M, Sept. 25, 1971 (2 INT)  
**Blocked Kicks:** 2; Kyle Vanden Bosch, RE, vs. Texas A&M, Nov. 6, 1999 (2 FG); Barron Miles, CB, vs. Pacific, 1994 (2 punts); Lannie Hopkins, ROV, vs. Kansas, 2002 (2 punts); Kieron Williams, S, vs. USC, Dec. 27, 2014 (2 punts)

## Defensive Season Records

**Total Tackles:** 152; Lavonte David, LB, 2010  
**Unassisted Tackles:** 86; Barrett Ruud, MLB, 2004  
**Assisted Tackles:** 95; Lee Kuntz, SLB, 1977  
**Tackles for Loss:** 25; Jim Skow, RT, 1985 (163 yards)  
**Yards:** 163; Jim Skow, RT, 1985 (25 tackles)  
**Sacks:** 15; Jim Skow, RT, 1985 (139 yards); Trev Alberts, OLB, 1993 (88 yards)  
**Yards:** 139; Jim Skow, RT, 1985 (15 sacks)  
**Fumble Recoveries:** 6; Broderick Thomas, OLB, 1986  
**Returns for Touchdown:** 1; many times, most recent Deontai Williams, S, 2020  
**Passes Broken Up:** 17; DeJuan Groce, RCB, 2000  
**Pass Interceptions:** 10; Josh Bullocks, FS, 2003  
**Returns for Touchdown:** 3; Dave Mason, M, 1971  
**Total INT Return Yards:** 187; Daniel Bullocks, SS, 2004 (5 INT)  
**Blocked Kicks:** 4; Barron Miles, CB, 1994 (4 punts)

## Defensive Career Records

**Total Tackles:** 432; Barrett Ruud, MLB, 2001-04  
**Unassisted Tackles:** 218; Barrett Ruud, MLB, 2001-04  
**Assisted Tackles:** 214; Barrett Ruud, MLB, 2001-04  
**Tackles for Loss:** 58.5; Grant Wistrom, RE, 1994-97 (260 yards)  
**Yards:** 288; Jim Skow, RT, 1983-85 (44 tackles)  
**Sacks:** 29.5; Trev Alberts, OLB, 1990-93 (196 yards)  
**Yards:** 223; Jim Skow, RT, 1983-84-85 (26 sacks)  
**Fumble Recoveries:** 9; Ron Pruitt, LT, 1973-76  
**Passes Broken Up:** 50; Ralph Brown, RCB, 1996-99  
**Pass Interceptions:** 14; Dana Stephenson, RCB, 1967-69  
**Returns for Touchdown:** 3; Dave Mason, M, 1969-71;  
 Joe Walker, ROV, 1997-00

**Total INT Return Yards:** 253; Ralph Brown, RCB, 1996-99 (11 INT)  
**Blocked Kicks:** 7; Barron Miles, CB, 1992-94 (7 punts)

## Game Records by Position

**Nose/Defensive Tackles**  
**Total Tackles:** 22; Rich Glover, MG, at Oklahoma, Nov. 25, 1971  
**Unassisted Tackles:** 13; Ken Geddes, MG, vs. Missouri, Oct. 19, 1968  
**Assisted Tackles:** 19; Rich Glover, MG, at Oklahoma, Nov. 25, 1971  
**Tackles for Loss:** 7; Jim Skow, RT, vs. Missouri, Oct. 19, 1985 (40 yards); Jared Crick, DT, at Baylor, Oct. 31, 2009 (28 yards); Ndamukong Suh, DT, vs. Texas, Dec. 5, 2009 (22 yards)  
**Yards:** 40; Jim Skow, RT, vs. Missouri, Oct. 19, 1985 (7 TFL)  
**Sacks:** 5; Jared Crick, DT, at Baylor, Oct. 31, 2009 (24 yards)  
**Yards:** 37; Jim Skow, RT, vs. Kansas St., Nov. 2, 1985 (3 sacks)  
**Fumble Recoveries:** 2; Ron Pruitt, LT, and Mike Fultz, RT, vs. Kansas St., Oct. 16, 1976  
**Returns for Touchdown:** 1; Jon Clanton, DT/NT vs. Troy St., Sept. 1, 2001 (20 yards); Jason Peter, DT, Dec. 31, 1996 (31 yards) (Orange Bowl)  
**Passes Broken Up:** 4; Ndamukong Suh, DT, at Virginia Tech, Sept. 19, 2009  
**Pass Interceptions:** 1; several times, most recent, Darriin Daniels, NG, at Purdue, Nov. 2, 2019 (18 yards)  
**Returns for Touchdown:** 1; several times, most recent Ndamukong Suh, DT, vs. Colorado, Nov. 28, 2008 (30 yards)  
**Blocked Kicks:** 1; several times, most recent Ty Robinson, DT, (FG) vs. Colorado, Sept. 7, 2024

## Defensive Ends

*(includes Defensive Ends, 1965-88/2003-16; Outside Linebackers, 1988-95; 2017-19; Rush Ends, 1996-2002)*  
**Total Tackles:** 15; Grant Wistrom, RE, vs. Colorado, Nov. 29, 1996  
**Unassisted Tackles:** 10; Trev Alberts, OLB, vs. UCLA, Sept. 18, 1993  
**Assisted Tackles:** 11; Grant Wistrom, RE, vs. Colorado, Nov. 29, 1996  
**Tackles for Loss:** 6; Sherwin Jarmon, DE, vs. Iowa St., Nov. 8, 1969  
**Yards:** 46; Sherwin Jarmon, DE, vs. Iowa St., Nov. 8, 1969  
**Sacks:** 4; Mike Rucker, RE, vs. Texas Tech, Oct. 19, 1996 (24 yards); 4; Trev Alberts, OLB, vs. Texas Tech, Sept. 11, 1993 (21 yards)  
**Yards:** 28; Randy Gregory, DE, at Purdue, Oct. 12, 2013 (2 sacks)  
**Fumble Recoveries:** 3; Broderick Thomas, OLB, at Colorado, Oct. 25, 1986  
**Returns for Touchdown:** 1; Demoin Adams, RE, vs. Iowa St., Oct. 9, 1999 (37 yards)  
**Passes Broken Up:** 3; Kyle Vanden Bosch, RE, Dec. 30, 2000, Alamo Bowl; Bill Weber, DE, vs. Missouri, Oct. 23, 1982  
**Pass Interceptions:** 1; several times, most recent, Alex Davis, OLB, vs. Indiana, Oct. 26, 2019 (5 yards)  
**Returns for Touchdown:** 1; several times, most recent Avery Moss, DE, vs. Northwestern, Nov. 2, 2013 (25 yards)  
**Blocked Kicks:** 2; Kyle Vanden Bosch, RE, vs. Texas A&M, Nov. 6, 1999 (2 FG)

**Linebackers**

**Total Tackles:** 30; Clete Pillen, SLB, vs. Oklahoma St., Nov. 6, 1976

**Unassisted Tackles:** 16; Barrett Ruud, MLB, vs. Kansas St., Oct. 23, 2004

**Assisted Tackles:** 18; Clete Pillen, WLB, vs. Oklahoma, Nov. 22, 1975

**Tackles for Loss:** 5; Corey McKeon, MLB, vs. Iowa St., Oct. 1, 2005 (23 yards)

**Yards:** 27; Demorrio Williams, WLB, vs. Utah St., Sept. 6, 2003 (3 TFL)

**Sacks:** 3; several times, most recent Demorrio Williams, WLB, vs. Utah St., Sept. 6, 2003 (27 yards)

**Yards:** 27; Demorrio Williams, WLB, vs. Utah St., Sept. 6, 2003 (3 sacks)

**Fumble Recoveries:** 2; Troy Branch, WLB, vs. Colorado, Oct. 31, 1992; Stewart Bradley, LB, vs. Nicholls St., Sept. 9, 2006; Zaire Anderson, LB at Wisconsin, Nov. 15, 2014

**Returns for Touchdown:** 1; several times, most recent Barrett Ruud, MLB, vs. Oklahoma St., Aug. 30, 2003 (15 yards)

**Passes Broken Up:** 4; Scott Shanle, SLB, vs. Missouri, Sept. 29, 2001; Marcus Newby, LB, vs. Wisconsin, Oct. 10, 2015

**Pass Interceptions:** 2; twice, Marc Munford, WLB, vs. Missouri, Oct. 13, 1984; Steve Damkroger, Colorado, Oct. 9, 1982

**Returns for Touchdown:** 1; several times, most recent John Bullock, at Purdue, Sept. 28, 2024 (35 yards)

**Blocked Kicks:** 1; several times, most recent Eric Martin, LB, vs. Texas, Dec. 5, 2009 (punt)

**Defensive Backs**

**Total Tackles:** 19; Mike Brown, ROV, vs. Texas, Oct. 31, 1998

**Unassisted Tackles:** 12; DeJuan Groce, RCB, vs. Texas, Nov. 2, 2002

**Assisted Tackles:** 11; Mike Brown, ROV, vs. Texas, Oct. 31, 1998; Steve Carner, SS, vs. Oklahoma, Nov. 29, 1991

**Tackles for Loss:** 5; Ciente Evans, CB, vs. Northwestern, Nov. 2, 2013 (23 yards)

**Yards:** 29; Bruce Pickens, LCB, at Oklahoma St., Oct. 21, 1989 (2 TFL)

**Sacks:** 2; several times, most recent Josh Mitchell, CB, vs. Purdue, Nov. 1, 2014 (14 yards)

**Yards:** 29; Bruce Pickens, LCB, at Oklahoma St., Oct. 21, 1989 (2 sacks)

**Fumble Recoveries:** 2; several times; most recent Jim Pillen, M, and Jeff Hansen, S, vs. Oklahoma, Nov. 11, 1978

**Returns for Touchdown:** 1; several times, most recent Deontai Williams, S, vs. Penn St., Nov. 14, 2020 (26 yards)

**Long Return:** 74 yards (TD); Ralph Brown, RCB, at Kansas St., Nov. 14, 1998

**Passes Broken Up:** 7; Ralph Brown, RCB, vs. Colorado, Nov. 29, 1996

**Pass Interceptions:** 3; Dana Stephenson, RCB, vs. Colorado, Nov. 1, 1969; Joe Blahak, LCB, vs. Kansas St., Nov. 14, 1970; Ric Lindquist, LCB, at Kansas St., Nov. 10, 1979; Matt O'Hanlon, FS, vs. Oklahoma, Nov. 7, 2009

**Returns for Touchdown:** 1; several times, most recent Ceyair Wright, at USC, Nov. 16, 2024 (45 yards)

**Longest Nebraska Interception Return:** 95 yards (TD); Willie Greenlaw, DB, vs. Colorado, Nov. 12, 1955; Bill Kosch, S, vs. Texas A&M, Sept. 25, 1971

**Longest Nebraska Interception Return, No TD:** 68 yards; Bret Clark, S, vs. Minnesota, Sept. 15, 1984

**Blocked Kicks:** 2; Barron Miles, CB, vs. Pacific, 1994; (2 punts); Lannie Hopkins, ROV, vs. Kansas, 2002 (2 punts); Kieron Williams, S, vs. USC, Dec. 27, 2014 (2 punts)

**Top 10 Games, Total Tackles**

Rk.	Player, Opponent, Date	Tackles
1.	Clete Pillen, LB, vs. Oklahoma St., Nov. 6, 1976 (14 UT, 16 AT)	30
2.	Clete Pillen, LB, at Oklahoma, Nov. 22, 1975 (9 UT, 18 AT)	27
3.	Jerry Murtaugh, SLB, at USC, Sept. 19, 1970 (14 UT, 11 AT)	25
4.	Lee Kunz, SLB, at Oklahoma, Nov. 25, 1977 (13 UT, 10 AT)	23
5.	Rich Glover, MG, at Oklahoma, Nov. 25, 1971 (3 UT, 19 AT)	22
6.	Ken Geddes, MG, vs. Missouri, Oct. 19, 1968 (13 UT, 7 AT)	20
7.	Luke Reimer, LB, vs. Purdue, Oct. 30, 2021 (12 UT, 7 AT)	19
	LaVonte David, LB, vs. South Dakota St., Sept. 25, 2010 (6 UT, 13 AT)	19
	Barrett Ruud, MLB, vs. Kansas St., Oct. 23, 2004 (16 UT, 3 AT)	19
	Mike Brown, ROV, vs. Texas, Oct. 31, 1998 (8 UT, 11 AT)	19
	Brent Evans, LB, vs. Kansas, Oct. 31, 1981 (8 UT, 11 AT)	19
	Kim Baker, LB, vs. New Mexico St., Oct. 6, 1979 (14 UT, 5 AT)	19
	Bruce Dunning, LB, vs. Oklahoma, Nov. 11, 1978 (5 UT, 14 AT)	19
	Clete Pillen, LB, at Iowa St., Nov. 13, 1976 (15 UT, 4 AT)	19

**Season by Position****Nose/Defensive Tackles**

**Total Tackles:** 119; Wayne Meylan, MG, 1967

**Unassisted Tackles:** 59; Wayne Meylan, MG, 1967

**Assisted Tackles:** 61; Jim McCord, RT, 1967

**Tackles for Loss:** 25; Jim Skow, RT, 1985 (163 yards)

**Yards:** 163; Jim Skow, RT, 1985 (25 tackles)

**Sacks:** 15; Jim Skow, RT, 1985 (139 yards)

**Yards:** 139; Jim Skow, RT, 1985 (15 sacks)

**Fumble Recoveries:** 4; Larry Jacobson, DT, 1970; Ron Pruitt, LT, 1973

**Returns for Touchdown:** 1; Jon Clanton, DT/NT, 2001; Jason Peter, DT, 1996

**Passes Broken Up:** 10; Ndamukong Suh, DT, 2009

**Pass Interceptions:** 2; Jason Wiltz, DT, 1998; Chris Spachman, LT, 1985; Ndamukong Suh, DT, 2008

**Returns for Touchdown:** 2; Chris Spachman, LT, 1985; Ndamukong Suh, DT, 2008

**Blocked Kicks:** 3; Ndamukong Suh, DT, 2009 (1 PAT, 2 FG)

**Defensive Ends**

*(includes Defensive Ends, 1965-88/2003-16; Outside Linebackers, 1988-95; 2017-19; Rush Ends, 1996-2002)*

**Total Tackles:** 98; Broderick Thomas, OLB, 1988

**Unassisted Tackles:** 53; Broderick Thomas, OLB, 1988

**Assisted Tackles:** 49; Trev Alberts, OLB, 1993

**Tackles for Loss:** 21; Trev Alberts, OLB, 1993 (99 yards)

**Yards:** 111; Broderick Thomas, OLB, 1988 (17 tackles)

**Sacks:** 15; Trev Alberts, OLB, 1993 (88 yards)

**Yards:** 88; Trev Alberts, OLB, 1993 (15 sacks)

**Fumble Recoveries:** 6; Broderick Thomas, OLB, 1986

**Returns for Touchdown:** 1; Demeoine Adams, RE, 1999

**Passes Broken Up:** 7; Scott Strasburger, DE, 1984; Zach Potter, DE, 2008

**Pass Interceptions:** 3; Willie Harper, DE, 1971

**Returns for Touchdown:** 1; several times, most recent Avery Moss, DE, 2013; Randy Gregory, DE, 2013

**Blocked Kicks:** 3; Kyle Vanden Bosch, RE, 1999 (3 FGs); Zach Potter, DE, 2008 (2 PAT, 1 FG)

**Linebackers**

**Total Tackles:** 152; Lavonte David, LB, 2010  
**Unassisted Tackles:** 86; Barrett Ruud, MLB, 2004  
**Assisted Tackles:** 95; Lee Kunz, SLB, 1977  
**Tackles for Loss:** 22; Corey McKeon, MLB, 2005  
**Yards:** 92; Demorrio Williams, WLB, 2003  
**Sacks:** 11; Demorrio Williams, WLB, 2003  
**Yards:** 77; Demorrio Williams, WLB, 2003  
**Fumble Recoveries:** 4; Demorrio Williams, WLB, 2003;  
 Stewart Bradley, LB, 2006  
**Returns for TD:** 1; Terrell Farley, WLB, 1996;  
 Julius Jackson, WLB, 1999; Jamie Burrow, MLB, 2000;  
 Eric Johnson, WLB, 1999; Barrett Ruud, MLB, 2003  
**Passes Broken Up:** 10; Lavonte David, LB, 2010  
**Pass Interceptions:** 5; Bob Terrio, WLB, 1971  
**Returns for Touchdown:** 2; Terrell Farley, WLB, 1995;  
 Bo Ruud, SLB, 2007  
**Blocked Kicks:** 2; Terrell Farley, WLB, 1995 (2 punts);  
 Jon Hesse, MLB, 1996 (1 punt, 1 PAT); Adam Ickes,  
 LB, 2005 (2 FG); Eric Martin, LB, 2009 (2 punts)

**Defensive Backs**

**Total Tackles:** 102; Mike Brown, ROV, 1998  
**Unassisted Tackles:** 56; Mike Brown, ROV, 1999  
**Assisted Tackles:** 65; Mike Brown, ROV, 1998  
**Tackles for Loss:** 11; Ciente Evans, CB, 2013  
**Yards:** 49; Jim Pillen, M, 1978; Ciente Evans, CB, 2013  
**Sacks:** 3; Joe Walker, ROV, 1999 (26 yards);  
 3; Toby Wright, SS, 1992 (14 yards);  
 3; Ciente Evans, CB, 2013 (28 yards)  
**Yards:** 33; Tim Holbrook, M, 1981 (2 sacks)  
**Fumble Recoveries:** 5; Dave Butterfield, LCB, 1975  
**Returns for Touchdown:** 1; Tony Veland, FS, 1995;  
 Ralph Brown, RCB, 1998; Daniel Bullocks, SS, 2004;  
 Daniel Bullocks, SS, 2005; Austin Cassidy, S, 2011;  
 Josh Mitchell, CB, 2014; Deontai Williams, S, 2020  
*Note: Jon Vedral, a wingback and a special teams  
 standout in 1995, recovered two fumbles on punts in  
 the opponent's end zone, to set the school record.*  
**Passes Broken Up:** 17; DeJuan Groce, RCB, 2000  
**Pass Interceptions:** 10; Josh Bullocks, FS, 2003  
**Returns for Touchdown:** 3; Dave Mason, M, 1971  
**Blocked Kicks:** 4; Barron Miles, CB, 1994 (3 punts, 1 FG)

**Top 10 Seasons, Total Tackles**

Rk.	Player, Pos., Year	Tackles
1.	Lavonte David, LB, 2010	152
2.	Barrett Ruud, MLB, 2003	149
3.	Barrett Ruud, MLB, 2004	143
4.	Lee Kunz, WLB, 1977	141
5.	Lavonte David, LB, 2011	133
6.	Jerry Murtaugh, SLB, 1970	132
7.	Clete Pillen, SLB, 1976	129
8.	Demorrio Williams, WLB, 2003	128
9.	Clete Pillen, WLB, 1975	125
	Mike Knox, WLB, 1983	125

**Top 10 Seasons, Unassisted Tackles**

Rk.	Player, Pos., Year	Tackles
1.	Barrett Ruud, MLB, 2004	86
2.	Lavonte David, LB, 2010	84
3.	Demorrio Williams, WLB, 2003	83
4.	Barrett Ruud, MLB, 2003	78
5.	Jerry Murtaugh, SLB, 1970	71
6.	Clete Pillen, SLB, 1976	65
	Lavonte David, LB, 2011	65
8.	Mike Knox, WLB, 1983	64
9.	Lee Kunz, WLB, 1978	63
10.	Corey McKeon, MLB, 2005	61
	Luke Reimer, ILB, 2021	61

**Top 10 Seasons, Sacks**

Rk.	Player, Pos., Year	Sacks
1.	Jim Skow, RT, 1985	15
	Trev Alberts, OLB, 1993	15
3.	Danny Noonan, DT, 1986	12
	Ndamukong Suh, DT, 2009	12
5.	Danny Noonan, DT, 1985	11
	Broderick Thomas, OLB, 1986	11
	Kenny Walker, DT, 1990	11
	Demorrio Williams, WLB, 2003	11
9.	Randy Gregory, DE, 2013	10.5
10.	Jimmy Williams, DE, 1981	10
	Neil Smith, MG, 1986	10
	Tim Rother, DT, 1987	10
	Broderick Thomas, OLB, 1988	10
	Jared Tomich, OLB, 1995	10

**Top 10 Seasons, Tackles for Loss**

Rk.	Player, Pos., Year	TFL
1.	Jim Skow, RT, 1985	25
2.	Ndamukong Suh, DT, 2009	24
3.	Corey McKeon, MLB, 2005	22
4.	Derrie Nelson, DE, 1980	21
	Kenny Walker, DT, 1990	21
	Trev Alberts, OLB, 1993	21
	Demorrio Williams, WLB, 2003	21
8.	Grant Wistrom, RE, 1996	20
9.	Ndamukong Suh, DT, 2008	19
	Randy Gregory, DE, 2013	19

**Career by Position****Nose/Defensive Tackles**

**Total Tackles:** 238; Wayne Meylan, MG, 1965-67  
**Unassisted Tackles:** 125; Ndamukong Suh, DT 2005-09  
**Assisted Tackles:** 123; Ron Pruitt, LT, 1973-76  
**Tackles for Loss:** 57; Ndamukong Suh, DT, 2005-09 (252 yards)  
**Yards:** 288; Jim Skow, RT, 1983-85 (44 TFL)  
**Sacks:** 26; Jim Skow, RT, 1983-85 (223 yards);  
 Danny Noonan, MG, 1984-86 (156 yards)  
**Yards:** 223; Jim Skow, RT, 1983-85 (26 sacks)  
**Fumble Recoveries:** 9; Ron Pruitt, LT, 1973-76  
**Returns for Touchdown:** 1; Jon Clanton, DT/NT, 1999-2002;  
 Jason Peter, DT, 1994-97  
**Passes Broken Up:** 15; Ndamukong Suh, DT, 2005-09  
**Pass Interceptions:** 4; Ndamukong Suh, DT, 2005-09  
**Returns for Touchdown:** 2; Chris Spachman, LT, 1983-85;  
 Ndamukong Suh, DT, 2005-09  
**Blocked Kicks:** 6; Ndamukong Suh, DT, 2005-09

**Defensive Ends**

*(includes Defensive Ends, 1965-88/2003-16; Outside  
 Linebackers, 1988-95; 2017-19; Rush Ends, 1996-2002)*  
**Total Tackles:** 248; Trev Alberts, OLB, 1990-93  
**Unassisted Tackles:** 143; Broderick Thomas, OLB, 1985-88  
**Assisted Tackles:** 143; Trev Alberts, OLB, 1990-93  
**Tackles for Loss:** 58.5; Grant Wistrom, RE, 1994-97 (260 yards)  
**Yards:** 260; Grant Wistrom, RE, 1994-97 (58.5 TFL)  
**Sacks:** 29.5; Trev Alberts, OLB, 1990-93 (196 yards)  
**Yards:** 196; Trev Alberts, OLB, 1990-93 (29.5 sacks)  
**Fumble Recoveries:** 7; Broderick Thomas, OLB, 1985-88;  
 Derrie Nelson, DE, 1978-80  
**Returns for Touchdown:** 1; Demoin Adams, RE, 1999-2002  
**Passes Broken Up:** 13; Mike Croel, OLB, 1987-90  
**Pass Interceptions:** 3; Bill Weber, DE, 1981-84;  
 Willie Harper, DE, 1970-72; Zach Potter, DE, 2005-08  
**Returns for Touchdown:** 1; several times, most recent  
 Randy Gregory, DE, 2013-14  
**Blocked Kicks:** 5; Zach Potter, DE, 2005-08

**Linebackers**

**Total Tackles:** 432; Barrett Ruud, MLB, 2001-04  
**Unassisted Tackles:** 218; Barrett Ruud, MLB, 2001-04  
**Assisted Tackles:** 214; Barrett Ruud, MLB, 2001-04  
**Tackles for Loss:** 50; Barrett Ruud, MLB, 2001-04 (120 yards)  
**Yards:** 134; Carlos Polk, MLB, 1997-00 (32 TFL)

**Sacks:** 12; Demorrio Williams, WLB, 2002-03 (92 yards)  
**Yards:** 92; Demorrio Williams, WLB, 2002-03 (12 sacks)  
**Fumble Recoveries:** 5; Tom Ruud, SLB, 1972-74;  
 Demorrio Williams, WLB, 2002-03  
**Returns for TD:** 1; Terrell Farley, WLB, 1995-96;  
 Julius Jackson, WLB, 1996-99; Eric Johnson, WLB, 1996-99  
 Jamie Burrow, MLB, 1998-2001; Barrett Ruud, MLB, 2001-04  
**Passes Broken Up:** 13; Mike Knox, WLB, 1981-85  
**Pass Interceptions:** 11; Tom Novak, LB, 1946-49  
**Returns for Touchdown:** 3; Bo Ruud, WLB, 2004-07  
**Blocked Kicks:** 3; Terrell Farley, WLB, 1995-96

### Defensive Backs

**Total Tackles:** 287; Mike Brown, ROV, 1996-99  
**Unassisted Tackles:** 163; Nathan Gerry, S, 2013-16  
**Assisted Tackles:** 150; Mike Brown, ROV, 1996-99  
**Tackles for Loss:** 19; Nathan Gerry, S, 2013-16 (31 yards)  
**Yards:** 80; Jim Pillen, M, 1976-78 (13 TFL)  
**Sacks:** 5; Ciantie Evans, CB, 2010-13 (46 yards)  
**Yards:** 49; Tim Holbrook, M, 1981-82 (3 sacks)  
**Fumble Recoveries:** 5; Joe Blahak, LCB, 1969-71;  
 Dave Butterfield, LCB, 1974-76; Bret Clark, S, 1982-84;  
 Ralph Brown, RCB, 1996-99  
**Returns for Touchdown:** 2; Daniel Bullocks, SS, 2002-05  
**Passes Broken Up:** 50; Ralph Brown, RCB, 1996-99  
**Pass Interceptions:** 14; Dana Stephenson, RCB, 1967-69  
**Returns for Touchdown:** 3; Dave Mason, M, 1969-71;  
 Joe Walker, ROV, 1997-00  
**Blocked Kicks:** 7; Barron Miles, CB, 1992-94 (7 punts)

### Top 10 Career Bests (all positions)

#### Unassisted Tackles

Rk.	Player, Pos., Years	Tackles
1.	Barrett Ruud, MLB, 2001-04	218
2.	Nathan Gerry, S, 2013-16	163
3.	Steve Damkroger, SLB, 1979-82	157
	Luke Reimer, ILB, 2019-23	157
5.	Marc Munford, WLB, 1983-86	153
6.	Joshua Kalu, DB, 2014-17	152
7.	Lavonte David, LB, 2010-11	149
8.	Jerry Murtaugh, SLB, 1968-70	148
9.	Broderick Thomas, OLB, 1985-88	143
10.	Mike Brown, ROV, 1996-99	137

### Sacks

Rk.	Player, Pos., Years	Sacks
1.	Trev Alberts, OLB, 1990-93	29.5
2.	Grant Wistrom, RE, 1994-97	26.5
3.	Jim Skow, RT, 1983-85	26
4.	Ndamukong Suh, DT, 2005-09	24
	Danny Noonan, MG, 1984-86	24
6.	Broderick Thomas, OLB, 1985-88	22.5
7.	Adam Carriker, DE, 2003-06	20.5
8.	Jared Crick, DT, 2008-11	20
9.	Randy Gregory, DE, 2013-14	17.5
10.	Barry Turner, DE, 2005-09	17

### Tackles for Loss

Rk.	Player, Pos., Years	TFL
1.	Grant Wistrom, OLB, 1994-97	58.5
	Ndamukong Suh, DT, 2005-09	57
3.	Barrett Ruud, MLB, 2001-04	50
4.	Trev Alberts, OLB, 1990-93	45
5.	Jim Skow, RT, 1982-85	44
6.	Willie Harper, DE, 1970-72	41
	Adam Carriker, DE, 2003-06	41
8.	Kerry Weinmaster, MG, 1976-79	39
	Broderick Thomas, OLB, 1985-88	39
10.	Mike Rucker, RE, 1995-98	38
	Jay Moore, DE, 2003-06	38

### Interceptions Game

**Interceptions:** 3; Dana Stephenson, RCB, vs. Colorado, Nov. 1, 1969; Joe Blahak, LCB, vs. Kansas St., Nov. 14, 1970; Ric Lindquist, LCB, at Kansas St., Nov. 10, 1979; Matt O'Hanlon, FS, vs. Oklahoma, Nov. 7, 2009

**Return Yards:** 116; Joe Blahak, LCB, vs. Kansas St., Nov. 14, 1970 (3 INT); Bill Kosch, S, vs. Texas A&M, Sept. 25, 1971 (2 INT)

**Touchdowns:** 1; many times, most recent

Ceyair Wright, DB, at USC, Nov. 16, 2024 (45 yards)

**Long Nebraska Interception Return:** 95; Willie Greenlaw, DB, vs. Colorado, Nov. 12, 1955 (TD); Bill Kosch, S, vs. Texas A&M, Sept. 25, 1971 (TD)

**Long Nebraska Interception Return, No TD:** 68; Bret Clark, S, vs. Minnesota, Sept. 15, 1984

### Top 10 Interception Returns

Player, Pos., Opponent, Date	Yards
1. Willie Greenlaw, DB, vs. Colorado, Nov. 12, 1955 (TD)	95
Bill Kosch, S, vs. Texas A&M, Sept. 25, 1971 (TD)	95
3. Bo Ruud, SLB, vs. Iowa State, Sept. 29, 2007 (TD)	93
4. John Bordogna, DB, vs. Colorado, Nov. 14, 1953 (TD)	89
5. Noel Martin, LB, vs. Missouri, Nov. 3, 1962 (TD)	88
6. John Edwards, LB, at Ohio St., Sept. 24, 1955 (TD)	87
7. Charles Fryar, CB, vs. Oklahoma St., Oct. 15, 1988 (TD)	86
Mike Fullman, RCB, at Kansas, Nov. 11, 1995 (TD)	86
9. Mike Minter, ROV, vs. Michigan St., Sept. 7, 1996 (TD)	84
10. Ralph Brown, RCB, at Oklahoma, Nov. 2, 1996 (TD)	83

### Interceptions Season

**Interceptions:** 10; Josh Bullocks, FS, 2003 (154 yards)

**Return Yards:** 187; Daniel Bullocks, SS, 2004 (5 INT)

**Touchdowns:** 3; Dave Mason, M, 1971

### Top 10 Interception Seasons

Player, Pos., Year	INT
1. Josh Bullocks, FS, 2003	10
2. Larry Wachholtz, S, 1966	7
Dana Stephenson, RCB, 1969	7
Bill Kosch, S, 1970	7
5. Dave Mason, M, 1971	6
Kenny Wilhite, CB, 1991	6
Matt O'Hanlon, FS, 2009	6
8. Tom Novak, LB, 1948	5
Bob Decker, DB, 1951	5
Marv Mueller, S, 1965	5
Dana Stephenson, RCB, 1968	5
Bret Clark, S, 1983	5
Bret Clark, S, 1984	5
Tyrone Byrd, FS, 1990	5
Barron Miles, CB, 1994	5
Mike Minter, ROV, 1996	5
Mike Brown, ROV, 1999	5
Troy Watchorn, FS, 2000	5
Daniel Bullocks, SS, 2004	5
Prince Amukamara, CB, 2009	5
Eric Hagg, DB, 2010	5
Nathan Gerry, S, 2014	5
Kieron Williams, S, 2016	5

*Note: Fabian Washington set the NU freshman record with four interceptions in 2002.*

### Interceptions Career

**Interceptions:** 14; Dana Stephenson, RCB, 1967-69 (224 yards)

**Return Yards:** 253; Ralph Brown, RCB, 1996-99 (11 INT)

**Touchdowns:** 3; Dave Mason, M, 1969-71;

Joe Walker, ROV, 1997-00; Bo Ruud, LB, 2004-07

### Top 10 Interception Careers

Player, Pos., Years	INT
1. Dana Stephenson, RCB, 1967-69	14
2. Josh Bullocks, FS, 2002-04	13
Nathan Gerry, S, 2013-16	13
4. Bret Clark, S, 1982-84	12
5. Tom Novak, LB, 1946-49	11
Larry Wachholtz, S, 1964-66	11
Tyrone Byrd, FS, 1989-92	11
Ralph Brown, RCB, 1996-99	11
Fabian Washington, CB, 2002-04	11
10. Bill Kosch, S, 1969-71	10
Joe Blahak, LCB, 1970-72	10

## Pass Breakups

**Passes Broken Up, Game:** 7; Ralph Brown, RCB, vs. Colorado, Nov. 29, 1996

**Passes Broken Up, Season:** 17; DeJuan Groce, RCB, 2000

**Passes Broken Up, Career:** 50; Ralph Brown, RCB, 1996-99

## Top 10 Pass Breakup Games

Rk.	Player, Pos., Opponent, Date	PBU
1.	Ralph Brown, RCB, vs. Colorado, Nov. 29, 1996	7
2.	Fabian Washington, CB, vs. Kansas, Oct. 2, 2004	6
3.	Joe Blahak, LCB, vs. Oklahoma State, Oct. 28, 1972	5
	DeJuan Groce, RCB, at Iowa State, Oct. 7, 2000	5
	DeJuan Groce, RCB, at Missouri, Sept. 29, 2001	5
	Erwin Swiney, LCB, at Baylor, Oct. 13, 2001	5
	Kellen Huston, CB, at Pittsburgh, Sept. 18, 2004	5
	Zackary Bowman, CB, vs. Michigan, Dec. 28, 2005	5
	Stanley Jean-Baptiste, CB, at Northwestern, Oct. 20, 2012	5
	Dicaprio Bootle, DB, at Michigan, Sept. 22, 2018	5

## Bowl Game

Zackary Bowman, CB, vs. Michigan, Dec. 28, 2005	5
Alamo Bowl	

## Top 10 Pass Breakup Seasons

Rk.	Player, Pos., Year	PBU
1.	DeJuan Groce, RCB, 2000	17
2.	Ralph Brown, RCB, 1999	15
	Fabian Washington, CB, 2004	15
	Dicaprio Bootle, DB, 2018	15
5.	Ralph Brown, RCB, 1998	14
	DeJuan Groce, RCB, 2001	14
	Zackary Bowman, CB, 2005	14
8.	Barron Miles, RCB, 1994	13
	Erwin Swiney, LCB, 1998	13
	Keyuo Craver, LCB, 2000	13
	Keyuo Craver, LCB, 2001	13
	Fabian Washington, LCB, 2002 (freshman record)	13
	Prince Amukamara, CB, 2010	13
	Josh Mitchell, CB, 2014	13

## Top 10 Pass Breakup Career

Rk.	Player, Pos., Years	PBU
1.	Ralph Brown, RCB, 1996-99	50
2.	Keyuo Craver, LCB, 1998-01	41
	DeJuan Groce, RCB, 1999-02	41
4.	Erwin Swiney, LCB, 1997-01	38
	Fabian Washington, LCB, 2002-04	38
6.	Cortney Grixby, CB, 2004-07	32
7.	Prince Amukamara, CB, 2007-10	27
	Joshua Kalu, DB, 2014-17	27
	Dicaprio Bootle, CB, 2017-20	27
10.	Josh Mitchell, CB, 2011-14	25

*Note: Before 2000, pass breakups did not include pass interceptions in the total number of breakups, per NCAA rules. In the 2000 season, interceptions were included in the total. (In addition to his 50 career breakups from 1996 to 1999, Ralph Brown had seven interceptions). In 2001, the rule changed back and pass breakups did not include interceptions, per NCAA rules.*

# Individual Special Teams Records

## Punting Game

**Punts:** 18; Paul Dobson, vs. Notre Dame, Nov. 28, 1918

**Average (min. 3 punts):** 57.6; Dan Hadenfeldt, vs. Colorado, Nov. 26, 1999 (7 punts, 403 yards)

**Long Nebraska Punt:** 87; Mike Stigge, vs. Oklahoma St., Oct. 10, 1992

## Top 10 Longest Punts

Rk.	Punter, Opponent, Date	Yards
1.	Mike Stigge, vs. Oklahoma St., Oct. 10, 1992	87
2.	Sam Koch, vs. Pittsburgh, Sept. 17, 2005	84
	William Przysup, vs. Northwestern, Oct. 2, 2021	84
4.	Kyle Larson, at Texas, Nov. 1, 2003	80
5.	Sam Koch, vs. Wake Forest, Sept. 10, 2005	76
	Alex Henery, at Virginia Tech, Sept. 19, 2009	76

7.	Jesse Kosch, vs. Arizona St., Sept. 16, 1995	74
	Brian Buschini, vs. Wisconsin, Nov. 19, 2022	74
9.	Darin Erstad, at Oklahoma, Nov. 25, 1994	73
	Dan Hadenfeldt, vs. California, Nov. 26, 1999	73
	Isaac Armstrong, vs. Bethune-Cookman, Oct. 27, 2018	73

## Bowl Game Record

Sam Foltz, vs. USC, Dec. 27, 2014	64
Holiday Bowl	

## Punting Season

**Punts:** 77; Alex Henery, 2009 (41.39 avg.)

**Average (min. 30 punts):** 46.51; Sam Koch, 2005 (3,302 yards, 71 punts)

## Top 10 Seasons, Punting Average

Rk.	Punter, Year (Yards, Punts)	Avg.
1.	Sam Koch, 2005 (3,302 yards, 71 punts)	46.51
2.	Kyle Larson, 2003 (2,978 yards, 66 punts)	45.12
3.	Dan Hadenfeldt, 1999 (2,924 yards, 65 punts)	44.98
4.	Bill Laffleur, 1998 (2,337 yards, 52 punts)	44.94
5.	Brian Buschini, 2024 (2,013 yards, 45 punts)	44.73
6.	Jesse Kosch, 1996 (1,967 yards, 44 punts)	44.70
7.	Brett Maher, 2011 (2,626, 59 punts)	44.51
8.	Sam Foltz, 2015 (2,477, 56 punts)	44.23
9.	Dan Hadenfeldt, 2000 (1,708 yards, 39 punts)	43.79
10.	Isaac Armstrong, 2018 (1,396 yards, 32 punts)	43.62

## Punting Career

**Punts:** 195; Kyle Larson, 2001-02-03 (43.67 avg.)

**Average (min. 100 punts):** 44.54; Dan Hadenfeldt, 1997-2000 (4,632 yards, 104 punts)

## Top 10 Careers, Punting Average

Rk.	Punter, Year, (Yards, Punts)	Avg.
1.	Dan Hadenfeldt, 1997-2000 (4,632 yards, 104 punts)	44.54
2.	Sam Koch, 2002-05 (5,902 yards, 134 punts)	44.04
3.	Kyle Larson, 2001-03 (8,515 yards, 195 punts)	43.67
4.	Brett Maher, 2011-12 (5,178 yards, 120 punts)	43.15
5.	Brian Buschini, 2022-24 (7,328 yards, 170 punts)	43.11
6.	Sam Foltz, 2013-15 (8,090 yards, 190 punts)	42.58
7.	William Przysup, 2019-21 (2,336 yards, 55 punts)	42.47
8.	Alex Henery, 2007-10 (6,201 yards, 147 punts)	42.18
9.	Jesse Kosch, 1994-97 (4,234 yards, 101 punts)	41.92
10.	Isaac Armstrong, 2015-19 (3,807 yards, 91 punts)	41.84

## Punt Return Game

**Returns:** 9; Dana Stephenson, CB/P, at TCU, Oct. 25, 1967 (68 yards)

**Yards:** 170; Johnny Rodgers, WB, at Oklahoma State, Oct. 23, 1971 (7 ret.)

**Yards Per Return (min. 3 ret.):** 44.67; De'Mornay Pierson-El, WR, at Iowa, Nov. 28, 2014 (3 returns, 134 yards)

**Touchdowns:** 2; DeJuan Groce, RCB, vs. Troy St., Aug. 31, 2002 (83 and 72 yards)

**Long Nebraska Punt Return:** 95 (TD); Eric Hagg, DB, vs. Texas, Oct. 16, 2010

**Long Nebraska Punt Return, No TD:** 68; Corey Dixon, SE, at Colorado, Oct. 30, 1993

## Top 10 Longest Punt Returns

Player, Opponent, Date	Yards
1. Eric Hagg, DB, vs. Texas, Oct. 16, 2010 (TD)	95
2. Bobby Newcombe, WB, vs. Missouri, Sept. 30, 2000 (TD)	94
3. Johnny Rodgers, WB, at Oklahoma St., Oct. 23, 1971 (TD)	92
4. DeJuan Groce, CB, vs. Missouri, Oct. 12, 2002 (TD)	89
5. Nate Swift, WR, vs. Virginia Tech, Sept. 27, 2008 (TD)	88
6. Dave Butterfield, CB, vs. TCU, Sept. 25, 1976 (TD)	87
7. De'Mornay Pierson-El, WR, at Fresno St., Sept. 13, 2014 (TD)	86
8. Pat Fischer, HB, vs. Oklahoma St., Nov. 12, 1960 (TD)	84
9. DeJuan Groce, CB, vs. Troy St., Aug. 31, 2002 (TD)	83
10. Don Bloom, HB, vs. Kansas St., Nov. 6, 1948 (TD)	82
Ron Clark, HB, at Penn St., Oct. 15, 1949 (TD)	82
Irving Fryar, WB, at Hawaii, Dec. 4, 1982 (TD)	82

## Bowl Game Record

Johnny Rodgers, WB, vs. Alabama, Jan. 1, 1972 (TD)	77
Orange Bowl	

**Other Bowl Game Punt Return Touchdowns**

DeJuan Groce, CB, vs. Miami, Jan. 3, 2002 (TD)	71
Rose Bowl	
DeJuan Groce, CB, vs. Mississippi, Dec. 27, 2002 (TD)	60
Independence Bowl	
Dana Brinson, WB, vs. Florida St., Jan. 1, 1988 (TD)	52
Fiesta Bowl	

**Punt Return Season**

**Returns:** 43; DeJuan Groce, CB, 2002 (732 yards)

**Yards:** 732; DeJuan Groce, CB, 2002 (43 ret.)

**Yards Per Return (min. 10 ret.):** 20.33; Bobby Newcombe, WB, 1997 (12 returns, 244 yards)

**Touchdowns:** 4; DeJuan Groce, CB, 2002

**Top 10 Season Punt Return Yards**

Rk.	Player, Opponent, Year	Yards
1.	DeJuan Groce, RCB, 2002 (43 ret.)	732
2.	Johnny Rodgers, WB, 1972 (39 ret.)	618
3.	De'Mornay Pierson-El, WR, 2014 (34 ret.)	596
4.	Johnny Rodgers, WB, 1971 (33 ret.)	548
5.	DeJuan Groce, RCB, 2001 (33 ret.)	469
6.	Larry Wachholtz, S, 1965 (31 ret.)	452
7.	Niles Paul, WR, 2009 (38 ret.)	407
8.	Johnny Rodgers, WB, 1970 (26 ret.)	349
9.	Cortney Grixby, CB, 2005 (32 ret.)	333
10.	Dana Brinson, WB, 1986 (27 ret.)	330

*Note: Johnny Rodgers (1971) and Joe Walker (1998) are the only Huskers to return a punt and kickoff for a touchdown in the same season. In 1971, Rodgers had a 98-yard kickoff return against Texas A&M and three punt returns for touchdowns (92 at Oklahoma State, 62 vs. Iowa State, 72 vs. Oklahoma). In 1998, Walker tied an NCAA record by returning a punt, a kickoff and an interception for touchdowns in the same season. Walker opened the year with a 99-yard kickoff return touchdown against Louisiana Tech, before adding a 73-yard punt return for a touchdown against Oklahoma State and a 65-yard interception return for a touchdown at Iowa State.*

**Punt Return Career**

**Returns:** 98; Johnny Rodgers, WB, 1970-72 (1,515 yards)

**Yards:** 1,515; Johnny Rodgers, WB, 1970-72 (98 ret.)

**Yards Per Return:** 18.33; Pat Fischer, HB, 1958-60 (30 ret., 550 yards)

**Touchdowns:** 7; Johnny Rodgers, WB, 1970-72

**Top 10 Career Punt Return Yards**

Rk.	Player, Opponent, Years	Yards
1.	Johnny Rodgers, WB, 1970-72 (98 ret.)	1,515
2.	DeJuan Groce, CB, 1999-02 (78 ret.)	1,218
3.	De'Mornay Pierson-El, WR, 2014-17 (74 ret.)	904
4.	Bobby Newcombe, WB, 1997-00 (48 ret.)	829
5.	Tyrone Hughes, WB, 1989-92 (65 ret.)	817
6.	Larry Wachholtz, S, 1964-66 (62 ret.)	788
7.	Dana Brinson, WB, 1985-88 (77 ret.)	767
8.	Irving Fryar, WB, 1981-83 (60 ret.)	708
9.	Jeff Smith, IB, 1981-84 (44 ret.)	665
10.	Joe Walker, ROV, 1997-00 (78 ret.)	653

**Kick Return Game**

**Returns:** 7; Joe Walker, ROV, at Missouri, Nov. 8, 1997 (185 yards);

Josh Davis, IB, at Kansas St., Nov. 16, 2002

(186 yards);

Cortney Grixby, CB, vs. Oklahoma St., Oct. 13, 2007

(161 yards);

Cortney Grixby, CB, at Colorado, Nov. 23, 2007

(107 yards);

Niles Paul, WR, at Oklahoma, Nov. 1, 2008 (145 yards)

Ameer Abdullah, IB, at Wisconsin, Oct. 1, 2011

(187 yards)

JD Spielman, WR, at Minnesota, Nov. 11, 2017

(150 yards)

**Yards:** 211; Ameer Abdullah, IB, vs. Fresno St., Sept. 10, 2011 (5 returns)

**Yards Per Return (min. 3 ret.):** 51.0; Tyrone Hughes, WB, at Kansas St., Oct. 6, 1990 (3 ret., 153 yards)

**Touchdowns:** 1; 19 times by 18 players, most recent JD Spielman, WR, vs. Arkansas State, Sept. 2, 2017 (99 yards)

**Long Nebraska Kickoff Return:** 105 (TD); Owen Frank, IB, vs. Kansas St., Oct. 14, 1911; Modern record: 100 (TD); Ameer Abdullah, IB, vs. Fresno St., Sept. 10, 2011; Niles Paul, WR, at Oklahoma State, Oct. 23, 2010; Ron Clark, HB, at Kansas State, Oct. 8, 1949

**Top 10 Longest Kickoff Returns**

Rk.	Player, Opponent, Date	Yards
1.	Owen Frank, B, vs. Kansas State, Oct. 14, 1911	105
2.	Ron Clark, HB, at Kansas State, Oct. 8, 1949	100
	Niles Paul, WR, at Oklahoma State, Oct. 23, 2010	100
	Ameer Abdullah, IB, vs. Fresno State, Sept. 10, 2011	100
5.	Tyrone Hughes, WB, at Kansas State, Oct. 6, 1990	99
	Joe Walker, ROV, vs. Louisiana Tech, Aug. 29, 1998	99
	Kenny Bell, WR, at Penn State, Nov. 23, 2013	99
	JD Spielman, WR, vs. Arkansas State, Sept. 2, 2017	99
9.	Johnny Rodgers, WB, vs. Texas A&M, Sept. 25, 1971	98
	Keith Jones, IB, vs. Kansas, Nov. 16, 1985	98

**Bowl Game Record**

Willie Ross, HB, vs. Miami, Dec. 15, 1962,	92
Gotham Bowl	

**Kick Return Season**

**Returns:** 45; Cortney Grixby, CB, 2007 (1,094 yards)

**Yards:** 1,094; Cortney Grixby, CB, 2007 (45 ret.)

**Yards Per Return (min. 5 ret.):** 33.71; Pat Fischer, HB, 1958 (7 ret., 236 yards)

**Touchdowns:** 1; 19 times,

most recent JD Spielman, WR, 2017

**Top 10 Season Kickoff Return Yards**

Rk.	Player, Opponent, Year	Yards
1.	Cortney Grixby, CB, 2007 (45 ret.)	1,094
2.	Josh Davis, IB, 2002 (42 ret.)	994
3.	Niles Paul, WR, 2008 (41 ret.)	969
4.	Ameer Abdullah, IB, 2011 (26 ret.)	763
5.	Josh Davis, IB, 2001 (25 ret.)	675
6.	JD Spielman, WR, 2017 (26 ret.)	669
7.	Kenny Bell, WR, 2013 (23 ret.)	609
8.	Josh Davis, IB, 2003 (23 ret.)	596
9.	Tyrone Hughes, WB, 1990 (18 ret.)	523
10.	Dana Brinson, WB, 1988 (23 ret.)	510

**Kick Return Career**

**Returns:** 92; Josh Davis, IB, 2000-03 (2,265 yards)

**Yards:** 2,265; Josh Davis, IB, 2000-03 (92 ret.)

**Yards Per Return (min. 10 ret.):** 28.29; Tyrone Hughes, WB, 1989-92 (51 ret., 1,443 yards)

**Touchdowns:** 2; Niles Paul, WR, 2007-10

**Top 10 Career Kickoff Return Yards**

Rk.	Player, Opponent, Years	Yards
1.	Josh Davis, IB, 2000-03 (92 ret.)	2,265
2.	Niles Paul, WR, 2007-10 (77 ret.)	1,887
3.	Ameer Abdullah, IB, 2011-14 (61 ret.)	1,592
4.	Tyrone Hughes, WB, 1989-92 (51 ret.)	1,443
5.	Kenny Bell, WR, 2011-14 (51 ret.)	1,277
6.	Joe Walker, ROV, 1997-00 (53 ret.)	1,159
7.	Dana Brinson, WB, 1985-88 (51 ret.)	1,154
8.	Cortney Grixby, CB, 2004-07 (45 ret.)	1,094
9.	Johnny Rodgers, WB, 1970-72 (35 ret.)	847
10.	JD Spielman, WR, 2017-19 (36 ret.)	835

# Nebraska Team Offensive Records

## Scoring Game

**High Points:** 119; vs. Haskell (0), Nov. 24, 1910

**Modern era:** 84; at Minnesota (13), Sept. 17, 1983

**Low Points:** 0; 99 times, most recent at Arizona St. (19), Sept. 21, 1996

**Victory Margin:** 119; vs. Haskell (119-0), Nov. 24, 1910

**Modern era:** 71; at Minnesota (84-13), Sept. 17, 1983

**Losing Margin:** 60; at Texas Tech (10-70), Oct. 9, 2004

**Points, Half:** 1st: 63; vs. Arizona St., Sept. 16, 1995; vs. Iowa St., Nov. 15, 1997

2nd: 56; vs. Oklahoma, Nov. 2, 1996

**Points, Quarter:** 1st: 38; vs. Baylor, Oct. 21, 2000

2nd: 35; at Kansas, Nov. 4, 1978;

vs. Kansas, Oct. 26, 1996

3rd: 48; vs. Colorado, Oct. 22, 1983

4th: 30; at Hawaii, Dec. 4, 1982

**High Touchdowns:** 12; at Minnesota, Sept. 17, 1983

**Low Touchdowns:** 0; several times, most recent at Michigan, Nov. 12, 2022

**PATs Made, Kick:** 11; at Army, Sept. 23, 1972;

vs. Arizona St., Sept. 16, 1995;

vs. Iowa St., Nov. 15, 1997

**2PATs Made:** 5; at Kansas, Nov. 10, 1962 (5 att.)

**2PATs Attempted:** 5; at Kansas, Nov. 10, 1962 (5 made)

**Field Goals Made:** 7; at Missouri, Oct. 19, 1985

(ties NCAA record, 7 att.)

**Field Goals Attempted:** 7; at Missouri, Oct. 19, 1985

(ties NCAA record, 7 made) vs. Southern Miss,

Sept. 26, 2015 (5 made)

**Safeties:** 1; several times, most recent,

vs. UTEP, Aug. 31, 2024

**Quickest Score:** 0:07; Terrell Farley 21-yard fumble return at Texas Tech, Oct. 19, 1996

## Top 10 Scoring Games (all time)

Rk.	NU Opponent, Date	Points
1.	vs. Haskell (0), Nov. 24, 1910	119
2.	vs. Kearney State (0), Oct. 7, 1911	117
3.	at Creighton (0), Oct. 28, 1905	102
4.	vs. Nebraska Wesleyan (0), Oct. 6, 1917	100
5.	vs. Doane (0), Nov. 23, 1907	85
6.	at Minnesota (13), Sept. 17, 1983	84
7.	vs. Bellevue (0), Oct. 5, 1912	81
8.	at Army (7), Sept. 23, 1972	77
	vs. Arizona State (28), Sept. 16, 1995	77
	vs. Iowa State (14), Nov. 15, 1997	77

## Scoring Season

**High Points:** 624; 1983

**Low Points:** 21; 1892

**High Points Per Game:** 52.4; 1995 (576 in 11 games)

**Low Points Per Game:** 4.2; 1892 (21 in 5 games)

**High Touchdowns:** 89; 1983

**Low Touchdowns:** 10; 1957, 1958

**High PATs Made, Kick:** 77; 1983

**Low PATs Made, Kick:** 4; 1957 (10 att.)

**High 2PATs Made (since 1958):** 11; 1962 (20 att.)

**Low 2PATs Made (since 1958):** 0; several times, most recent 2023

**High 2PATs Attempted (since 1958):** 20; 1962 (11 made)

**Low 2PATs Attempted (since 1958):** 0; several times, most recent 2023

**High Field Goals Made:** 24; 2009 (28 att.)

**Low Field Goals Made:** 0; several times, most recent 1951

**High Field Goals Attempted:** 28; 2009 (24 made)

**Low Field Goals Attempted:** 1; several times, most recent 1951

**Field Goal Percentage (min. 10 att.):** 94.7; 2010 (18-19)

**Safeties:** 3; 1989, 1999

## First Downs, Game

**High First Downs:** 44; vs. Utah St., Sept. 7, 1991

**Low First Downs:** 0; vs. Colorado, Nov. 18, 1961

**High First Downs by Rush:** 36; vs. New Mexico St., Sept. 18, 1982 (NCAA record)

**Low First Downs by Rush:** 0; vs. Colorado, Nov. 18, 1961

**High First Downs by Pass:** 24; vs. Iowa State, Oct. 1, 2005

**Low First Downs by Pass:** 0; several times, most recent at Iowa St., Nov. 8, 1986

**High First Downs by Penalty:** 8; at Purdue, Sept. 28, 2024;

**Low First Downs by Penalty:** 0; several times, most recent vs. Rutgers, Oct. 5, 2024

## First Downs, Season

**High First Downs:** 330; 2012

**Low First Downs:** 56; 1947

**High First Downs by Rush:** 249; 1982

**Low First Downs by Rush:** 42; 1947

**High First Downs by Pass:** 184; 2007

**Low First Downs by Pass:** 12; 1947

**High First Downs by Penalty:** 37; 2024

**Low First Downs by Penalty:** 1; 1946

## Rushing, Game

**High Yards:** 677; vs. New Mexico St., Sept. 18, 1982 (then-NCAA record, 78 att.)

**Low Yards:** -17; vs. Oklahoma, Nov. 24, 1951 (33 att.)

**High Attempts:** 86; vs. South Dakota, Sept. 20, 1952 (398 yards)

**Low Attempts:** 16; vs. Ohio State, Oct. 14, 2017 (44 yards)

**High Yards Per Attempt:** 10.82; at Minnesota, Sept. 17, 1983 (595 yards, 55 att.)

**Low Yards Per Attempt:** -0.52; vs. Oklahoma, Nov. 24, 1951 (-17 yards, 33 att.)

**Touchdowns:** 9; at Minnesota, Sept. 17, 1983;

vs. Oregon, Sept. 28, 1985; vs. Iowa St., Nov. 15, 1997

## Top 10 Rushing Games

Rk.	NU Opponent, Date	Yards
1.	New Mexico St., Sept. 18, 1982 (78 att.)	677
2.	at Baylor, Oct. 13, 2001 (73 att.)	641
3.	Iowa St., Nov. 4, 1995 (68 att.)	624
4.	Utah St., Sept. 7, 1991 (77 att.)	617
5.	Iowa St., Nov. 7, 1987 (70 att.)	604
6.	at Minnesota, Sept. 17, 1983 (55 att.)	595
7.	Oklahoma St., Oct. 15, 1988 (60 att.)	570
8.	Pacific, Sept. 23, 1995 (70 att.)	569
9.	Kansas, Nov. 12, 1983 (66 att.)	567
10.	at Iowa St., Nov. 5, 1988 (68 att.)	566

## Fewest Rushing Yards in a Game

Rk.	NU Opponent, Date	Yards
1.	Oklahoma, Nov. 24, 1951 (33 att.)	-17
2.	at Missouri, Oct. 22, 2005 (19 att.)	-2
3.	Oklahoma, Oct. 22, 1949 (38 att.)	4
4.	at Penn St., Oct. 15, 1949 (35 att.)	5
5.	at Syracuse, Oct. 18, 1958 (35 att.)	11
	at Missouri, Nov. 18, 1967 (44 att.)	11
7.	Minnesota, Oct. 1, 1949 (38 att.)	14
8.	Oklahoma, Oct. 29, 2005 (34 att.)	16
9.	at Kansas, Nov. 5, 2005 (22 att.)	21
10.	at Oklahoma, Nov. 13, 1948 (28 att.)	22

## Rushing, Season

**High Yards:** 4,820; 1983 (724 att.)

**Low Yards:** 918; 1947 (315 att.)

**High Yards Per Game:** 401.7; 1983 (4,820 yards/12 games)

**Low Yards Per Game:** 96.0; 2005 (1,152 yards/12 games)

**High Attempts:** 762; 1982 (4,732 yards)

**Low Attempts:** 315; 1947 (918 yards)

**High Yards Per Attempt:** 7.01; 1995 (4,398 yards, 627 att.)

**Low Yards Per Attempt:** 2.57; 1958 (1,135 yards, 442 att.)

**High Yards Lost:** 580; 1951

**Low Yards Lost:** 157; 1974

**High Touchdowns:** 66; 1983, 1997

**Low Touchdowns:** 3; 1958

**Passing, Game****High Yards:** 519; vs. Kansas St., Nov. 10, 2007 (31 comp., 43 att.)**Low Yards:** -3; at Iowa St., Nov. 8, 1986 (1 comp., 9 att.)**High Attempts:** 58; at Colorado, Nov. 23, 2007 (31 comp.)**Low Attempts:** 1; at Iowa St., Nov. 12, 1949 (0 comp.)**High Completions:** 37; at Texas Tech, Oct. 11, 2008 (45 att.)**Low Completions:** 0; eight times, most recent vs. Colorado, Nov. 18, 1961**High Completion Pct. (min. 15 att.):** 86.96 vs. Indiana, Oct. 26, 2019 (20 comp., 23 att.)**Low Completion Pct. (min. 15 att.):** 17.65; three times, most recent at Iowa St., Nov. 9, 1957 (3 comp., 17 att.)**High Yards Per Attempt (min. 15 att.):** 17.1; vs. Baylor, Oct. 16, 2004 (342 yards, 20 att.)**Low Yards Per Attempt (min. 15 att.):** 0.59; at Penn St., Oct. 15, 1949 (10 yards, 17 att.)**High Yards Per Completion (min. 10 comp.):** 28.30; at Kansas, Nov. 4, 1978 (283 yards, 10 comp.)**Low Yards Per Completion (min. 10 comp.):** 5.33; at Minnesota, Oct. 2, 1948 (64 yards, 12 comp.)**Attempts, No INT:** 55; vs. Iowa St., Oct. 1, 2005**Interceptions:** 5; vs. Pittsburgh, Nov. 13, 1954 (23 att.) at Texas Tech, Oct. 9, 2004 (42 att.)**High INT Pct. (min. 15 att.):** 26.67; at Oklahoma, Nov. 23, 1985 (4 INT, 15 att.)**Touchdown Passes:** 7 vs. Kansas St., Nov. 10, 2007 (43 att.)**Touchdown Pct. (min. 15 att.):** 33.33; vs. UCLA, Sept. 12, 1987; at Missouri, Oct. 31, 1987 (both 5TD, 15 att.)**High NCAA Rating (min. 15 att.):** 298.2; vs. UCLA, Sept. 12, 1987 (15-10/217/5)**Low NCAA Rating (min. 15 att.):** -24.5; at Penn St., Oct. 15, 1949 (17-3-4/10/0)**300-Yard Passing Games (49)**

Rk.	NU Opponent, Date (comp.-att.)	Yards
1.	Kansas State, Nov. 10, 2007 (31-43)	519
2.	at Colorado, Nov. 23, 2007 (31-58)	484
3.	Ball State, Sept. 22, 2007 (29-37)	438
4.	Iowa State, Oct. 1, 2005 (36-55)	431
	at Purdue, Oct. 28, 2017 (32-50)	431
6.	Wyoming, Sept. 10, 2016 (21-35)	412
7.	at Purdue, Oct. 31, 2015 (29-48)	407
	at Wisconsin, Oct. 6, 2018 (26-44)	407
9.	at Kansas, Nov. 3, 2007 (25-50)	405
10.	at Penn State, Nov. 18, 2017 (26-41)	399
11.	Kansas, Sept. 30, 2006 (15-33)	395
12.	at Colorado, Nov. 25, 2005 (27-48)	392
13.	USC, Sept. 15, 2007 (36-54)	389
14.	vs. USC, Dec. 27, 2014 (32-51)	381
15.	Southern Miss, Sept. 26, 2015 (23-35)	368
16.	at Kansas, Oct. 21, 1972 (19-38)	360
17.	Arkansas State, Sept. 12, 2009 (30-41)	358
18.	at Texas Tech, Oct. 11, 2008 (37-45)	357
19.	vs. Northwestern, Aug. 27, 2022 (25-42)	355
20.	Southern Miss, Sept. 1, 2012 (26-34)	354
	at Purdue, Oct. 15, 2022 (16-29)	354
22.	at Wisconsin, Nov. 20, 2021 (23-35)	351
23.	Ohio State, Oct. 14, 2017 (27-47)	349
24.	Western Michigan, Aug. 30, 2008 (20-36)	345
25.	Baylor, Oct. 16, 2004 (13-20)	342
	at Northwestern, Oct. 20, 2012 (27-39)	342
27.	Baylor, Oct. 25, 2008 (32-46)	336
28.	Louisiana Tech, Sept. 2, 2006 (24-36)	332
29.	Missouri, Oct. 14, 1972 (20-29)	329
30.	at Iowa State, Oct. 18, 2008 (27-37)	328
	Kansas, Nov. 8, 2008 (29-38)	328
	at Illinois, Sept. 21, 2019 (22-34)	328
33.	at Oklahoma State, Oct. 23, 2010 (23-35)	323
	vs. Purdue, Sept. 29, 2018 (25-42)	323
35.	Michigan State, Nov. 7, 2015 (19-33)	320
36.	Oklahoma State, Oct. 28, 1972 (18-40)	319
	BYU, Sept. 5, 2015 (24-41)	319
38.	Georgia Southern, Sept. 10, 2022 (23-34)	318
39.	at Texas, Oct. 27, 2007 (25-38)	315
40.	Utah, Sept. 21, 1968 (19-32)	314
41.	Minnesota, Nov. 23, 2012 (22-33)	311
	at Minnesota, Nov. 11, 2017 (25-36)	311
43.	South Dakota State, Sept. 21, 2013 (21-26)	310
44.	at Miami, Sept. 19, 2015 (21-45)	309

45. Colorado, Nov. 26, 2004 (29-55) 306

46. Fordham, Sept. 4, 2021 (21-30) 304

47. Texas, Oct. 21, 2006 (16-29) 302

South Alabama, Sept. 12, 2015 (26-38) 302

49. Louisiana-Lafayette, Sept. 26, 2009 (22-26) 300

**Fewest Passing Yards in a Game**

Rk.	NU Opponent, Date	Yards
1.	at Iowa St., Nov. 8, 1986 (9 att., 1 comp.)	-3
2.	Eight times, most recent vs. Colorado, Nov. 18, 1961	0
10.	at Colorado, Nov. 28, 1987 (6 att., 3 comp.)	3

**Passing, Season****High Yards:** 3,886; 2007 (296 comp., 481 att.)**Low Yards:** 321; 1960 (24 comp., 72 att.)**High Yards Per Game:** 323.8; 2007 (3,886 yards/12 games)**Low Yards Per Game:** 32.1; 1960 (321 yards/10 games)**High Attempts:** 481; 2007 (296 comp.)**Low Attempts:** 72; 1960 (24 comp.)**High Completions:** 296; 2007 (481 att.)**Low Completions:** 24; 1960 (72 att.)**High Completion Pct.:** 68.13; 2008 (295 comp., 433 att.)**Low Completion Pct.:** 28.57; 1947 (26 comp., 91 att.)**High Yards Per Attempt:** 9.35; 2021 (3,197 yards, 342 att.)**Low Yards Per Attempt:** 3.91; 1959 (395 yards, 101 att.)**High Yards Per Completion:** 19.64; 1989 (1,080 yards, 55 comp.)**Low Yards Per Completion:** 9.75; 2020 (1,521 yards, 156 comp.)**High Interceptions:** 23; 2004 (322 att.)**Low Interceptions:** 3; 1989 (168 att.)**High INT Pct.:** 17.82; 1957 (18 INT, 101 att.)**Low INT Pct.:** 1.35; 1996 (3 INT, 222 att.)**High Touchdown Passes:** 32; 2006 (411 att.)**Low Touchdown Passes:** 1; 1957 (101 att.); 1960 (72 att.)**High Touchdown Pct.:** 13.69; 1989 (23 TD, 168 att.)**Low Touchdown Pct.:** 0.99; 1957 (1 TD, 101 att.)**High NCAA Rating:** 166.9; 1989 (168-83-31,518/23)**Low NCAA Rating:** 35.9; 1957 (101-33-18/428/1)**Total Offense, Game****High Yards:** 883; vs. New Mexico St., Sept. 18, 1982 (677 rush, 206 pass)**Low Yards:** 15; at Penn St., Oct. 15, 1949 (5 rush, 10 pass)**Yards, Half:** 508 (1st); vs. Arizona St., Sept. 16, 1995 (284 rush, 224 pass)**High Attempts:** 108; at Missouri, Oct. 9, 1971 (73 rush, 35 pass)**Low Attempts:** 35; three times, most recent

vs. Colorado, Nov. 18, 1961 (23 rush, 12 pass)

**High Yards Per Attempt:** 11.288; at Kansas State, Oct. 7, 2010 (587 yards, 52 att.); 11.286; at Minnesota, Sept. 17, 1983 (790 yards, 70 att.)**Low Yards Per Attempt:** 0.29; at Penn St., Oct. 15, 1949 (15 yards, 52 att.)**Top 10 Total Offense Games**

Rk.	NU Opponent, Date (Rush-Pass-Attempts)	Yards
1.	New Mexico St., Sept. 18, 1982 (677-206-104)	883
2.	at Kansas, Nov. 4, 1978 (516-283-77)	799
3.	at Minnesota, Sept. 17, 1983 (595-195-70)	790
4.	Utah St., Sept. 7, 1991 (617-170-98)	787
5.	Florida Atlantic, Aug. 30, 2014 (498-286-92)	784
6.	Iowa St., Nov. 4, 1995 (624-152-89)	776
7.	Pacific, Sept. 23, 1995 (569-162-106)	731
8.	Kansas St., Oct. 7, 1989 (542-181-87)	723
9.	Colorado, Oct. 10, 1981 (541-173-90)	719
10.	Kansas State, Nov. 10, 2007 (183-519-80)	702

**Lowest Total Offense Games by Nebraska**

Rk.	NU Opponent, Date (Attempts)	Yards
1.	at Penn St., Oct. 15, 1949 (52)	15
2.	Colorado, Nov. 18, 1961 (35)	31
3.	Oklahoma, Oct. 22, 1949 (50)	38
4.	Oklahoma, Nov. 24, 1951 (51)	41
	at Syracuse, Oct. 18, 1958 (45)	41
6.	at Kansas, Nov. 5, 1960 (39)	50
7.	at Iowa St., Oct. 11, 1947 (35)	62
8.	at UCLA, Nov. 30, 1946 (43)	63
9.	Indiana, Oct. 26, 1946 (68)	68
10.	at Pittsburgh, Oct. 12, 1957 (45)	76
	at Indiana, Oct. 17, 1959 (39)	76

## Total Offense Season

**High Yards:** 6,560; 1983 (4,820 rush, 1,740 pass)  
**Low Yards:** 1,275; 1947 (918 rush, 357 pass)  
**High Yards Per Game:** 556.3; 1995 (399.8 rush, 156.5 pass)  
**Low Yards Per Game:** 141.7; 1947 (102.0 rush, 39.7 pass)  
**High Attempts:** 1,076; 1971 (696 rush, 380 pass)  
**Low Attempts:** 406; 1947 (315 rush, 91 pass)  
**High Yards Per Attempt:** 7.16; 1983 (6,560 yards, 916 att.)  
**Low Yards Per Attempt:** 2.90; 1958 (1,548 yards, 526 att.)

## Penalties

**Low Penalties, Game:** 16; at Texas A&M, Nov. 20, 2010 (145 yards)  
**Low Penalties, Game:** 0; several times, most recent at Michigan St., Nov. 4, 2023  
**High Penalty Yards, Game:** 145; at Texas A&M, Nov. 20, 2010 (16 penalties)  
**Low Penalty Yards, Game:** 0; several times, most recent at Michigan St., Nov. 4, 2023  
**High Penalties, Season:** 109, 2010 (993 yards)  
**Low Penalties, Season:** 33; 1960 (324 yards)  
**High Penalty Yards, Season:** 993; 2010 (109 penalties)  
**Low Penalty Yards, Season:** 256; 1957 (36 penalties)

## Turnovers, Game

**High Turnovers:** 8; vs. Colorado, Oct. 21, 1967 (4 FL, 4 INT); at Iowa St., Nov. 11, 1972 (6 FL, 2 INT); vs. Iowa St., Oct. 24, 2009 (5 FL, 3 INT)  
**Low Turnovers:** 0; several times, most recent at Purdue, Sept. 28, 2024  
**High Turnover Margin:** +8; at Kansas St., Oct. 8, 1949 (0-8); vs. Texas A&M, Oct. 18, 2003 (0-8)  
**Low Turnover Margin:** -8; vs. Iowa St., Oct. 24, 2009 (8-0)  
**High Fumbles:** 10; vs. Kansas St., Nov. 13, 1999 (lost 3)  
**Low Fumbles:** 0; several times, most recent at USC, Nov. 16, 2024  
**High Fumbles Lost:** 6; several times, most recent at Iowa St., Nov. 13, 1976 (8 fumbles)  
**Low Fumbles Lost:** 0; several times, most recent at Wisconsin, Nov. 18, 2023  
**High Interceptions Thrown:** 5; at Texas Tech, Oct. 9, 2004 vs. Pittsburgh, Nov. 13, 1954  
**Low Interceptions Thrown:** 0; several times, most recent at Iowa, Nov. 29, 2024

## Turnovers, Season

**High Turnovers:** 40; 1967 (25 FL, 15 INT); 1972 (20 FL, 20 INT)  
**Low Turnovers:** 12; 1992 (5 FL, 7 INT)  
**High Turnover Margin:** +26; 1971 (21-47)  
**Low Turnover Margin:** -18; 1967 (40-22)  
**High Fumbles:** 49; 1999 (lost 25)  
**Low Fumbles:** 11; 2015 (lost 6)  
**High Fumbles Lost:** 26; 1954 (45 fumbles); 1976 (34 fumbles)  
**Low Fumbles Lost:** 2; 2017 (12 fumbles)  
**High Interceptions Thrown:** 23; 2004  
**Low Interceptions Thrown:** 3; 1989, 1996

# Nebraska Team Defensive Records

## Rushing Defense

**Fewest Rushing Yards Allowed, Game**  
(includes all negative yardage games)

Rk.	NU Opponent, Date (Attempts)	Yards
1.	Kansas St., Oct. 16, 1976 (39 att.)	-45
2.	Kansas, Oct. 16, 1971 (35 att.)	-42
3.	Oregon St., Sept. 30, 1989 (27 att.)	-36
4.	Florida, Jan. 2, 1996, Fiesta Bowl (21 att.)	-28
5.	Troy St., Sept. 1, 2001 (35 att.)	-25
6.	at Michigan, Nov. 9, 2013 (36 att.)	-21
	Louisiana Tech, Aug. 29, 1998 (14 att.)	-21
	at Kansas, Nov. 15, 1986 (22 att.)	-21
9.	Kansas St., Oct. 21, 1995 (26 att.)	-19
10.	South Dakota St., Sept. 21, 1963 (32 att.)	-17
11.	South Carolina, Oct. 3, 1987 (22 att.)	-14
12.	Oklahoma St., Oct. 18, 1980 (39 att.)	-13

13.	at Army, Sept. 23, 1972 (37 att.)	-12
14.	Kansas St., Oct. 5, 1946 (33 att.)	-11
15.	North Dakota, Sept. 23, 1961 (37 att.)	-8
16.	at Kansas St., Oct. 15, 1994 (23 att.)	-7
17.	Maine, Sept. 3, 2005 (37 att.)	-6
18.	Iowa St., Nov. 4, 1967 (39 att.)	-5
19.	Western Illinois, Sept. 4, 2004 (35 att.)	-3
	at Colorado, Oct. 24, 1964 (36 att.)	-3
21.	at Purdue, Dec. 5, 2020 (17 att.)	-2
22.	Utah St., Sept. 5, 1987 (29 att.)	-1

## Bowl Game

Florida, Jan. 2, 1996, Fiesta Bowl (21 att.)	-28
--	-----

## Fewest Rushing Yards Allowed Per Game, Season

Rk.	Season (National/Conference Rank)	Yards Per Game
1.	1967 (4th National/1st Big Eight)	67.5
2.	1997 (3rd National/1st Big 12)	73.4
3.	1999 (6th National/1st Big 12)	77.1
4.	1995 (2nd National/1st Big Eight)	78.4
5.	1984 (4th National)	78.8
6.	1994 (4th National/1st Big Eight)	79.3
7.	1996 (5th National/1st Big 12)	83.8
8.	1971 (2nd National/1st Big Eight)	85.9
9.	1980 (3rd National/1st Big Eight)	88.0
10.	2023 (7th National/3rd Big Ten)	92.9

## Passing Defense Fewest Passing Yards Allowed, Game

Rk.	NU Opponent, Date (Completions-Attempts)	Yards
1.	10 times, most recent, Nicholls St., Sept. 9, 2006 (0-3)	0
11.	at Iowa St., Nov. 12, 1949 (4-17)	2

**Bowl Game**

vs. Arizona, Dec. 30, 2009, Holiday Bowl (10-31)	46
vs. Oklahoma, Jan. 1, 1979, Orange Bowl (2-3)	47
vs. Alabama, Jan. 1, 1972, Orange Bowl (3-13)	47

## Fewest Passing Yards Allowed Per Game, Season

Rk.	Season (National/Conference Rank)	Yards Per Game
1.	1973 (1st National/1st Big Eight)	39.9
2.	1955 (11th National/1st Big Eight)	44.9
3.	1949	66.1
4.	1960	66.4
5.	1965 (3rd National/1st Big Eight)	66.5
6.	1953	72.7
7.	1956	76.2
8.	1961	80.0
9.	1957	80.6
10.	1954	82.2

## Total Defense

### Fewest Total Yards Allowed, Game

Rk.	NU Opponent, Date (Rush, Pass)	Yards
1.	South Dakota St., Sept. 21, 1963 (-17, 48)	31
2.	North Dakota, Sept. 23, 1961 (-8, 42)	34
3.	Kansas St., Oct. 17, 1964 (28, 8)	36
4.	Kansas St., Oct. 5, 1946 (-11, 58)	47
5.	Kansas, Oct. 25, 1997 (21, 27)	48
6.	at Colorado, Oct. 24, 1964 (-3, 54)	51
7.	at Iowa St., Nov. 3, 1984 (16, 37)	53
8.	Kansas, Oct. 16, 1971 (-42, 98)	56
9.	at Kansas, Oct. 21, 1972 (32, 31)	63
10.	Minnesota, Oct. 5, 1974 (29, 35)	64

### Fewest Total Yards Allowed Per Game, Season

Rk.	Season (National/Conference Rank)	Yards Per Game
1.	1967 (1st National/1st Big Eight)	157.6
2.	1964 (2nd National/1st Big Eight)	167.0
3.	1965 (8th National/1st Big Eight)	202.8
4.	1971 (5th National/1st Big Eight)	202.9
5.	1984 (1st National/1st Big Eight)	203.3
6.	1980 (3rd National/1st Big Eight)	210.7
7.	1963	212.0
8.	1979 (5th National/1st Big Eight)	216.6
9.	1972 (4th National/1st Big Eight)	217.4
10.	1962	219.3

**Pass Breakups**

**Most PBU, Game:** 20; at UCLA, Sept. 22, 1984 (43 att.)

**Most PBU, Season:** 90; 2000

**Top Five Games, Pass Breakups**

Rk.	NU Opponent, Date (Attempts)	PBU
1.	at UCLA, Sept. 22, 1984 (43 att.)	20
2.	Kansas, Oct. 2, 2004 (49 att.)	17
	at Iowa St., Oct. 7, 2000 (43 att.)	17
4.	at Pittsburgh, Sept. 18, 2004 (45 att.)	16
	vs. Colorado, Nov. 29, 1996 (38 att.)	16

**Sacks (Since 1981)**

**Total Sacks, Game:** 11; vs. Oregon St., Sept. 30, 1989

(89 yards); vs. Maine, Sept. 3, 2005 (69 yards)

**Yards Lost by Sacks, Game:** 89; vs. Oregon St., Sept. 30, 1989 (11 sacks)

**High Total Sacks, Season:** 53; 1999 (395 yards lost)

**Low Total Sacks, Season:** 13; 2007 (94 yards lost); 2020 (100 yards lost)

**High Yards Lost by Sacks, Season:** 395; 1999 (53 sacks)

**Low Yards Lost by Sacks, Season:** 85; 2017 (14 sacks)

**Top Five Games, Sacks**

Rk.	NU Opponent, Date (Yards)	Sacks
1.	vs. Oregon St., Sept. 30, 1989 (89)	11
	vs. Maine, Sept. 3, 2005 (69)	11
3.	at Oklahoma, Nov. 19, 1988 (50)	10
4.	vs. Texas, Dec. 5, 2009 (52)	9
	vs. Kansas St., Oct. 21, 1995 (82)	9
	vs. Texas Tech, Sept. 11, 1993 (55)	9
	vs. Kansas, Nov. 16, 1985 (68)	9
	vs. New Mexico, Oct. 5, 1985 (59)	9

**Top Five Games, Sacks (Yards)**

Rk.	NU Opponent, Date (Sacks)	Yards
1.	vs. Oregon St., Sept. 30, 1989 (11)	89
2.	vs. Kansas St., Oct. 21, 1995 (9)	82
3.	vs. Maine, Sept. 3, 2005 (11)	69
4.	vs. Troy St., Sept. 1, 2001 (8)	68
	vs. Kansas, Nov. 16, 1985 (9)	68

**Tackles for Loss (Since 1965)**

**TFL, Game:** 18; vs. Iowa St., Nov. 8, 1969 (112 yards);

vs. Maine, Sept. 3, 2005 (89 yards)

**Yards Lost, Game:** 112; vs. Iowa St., Nov. 8, 1969 (18 TFL)

**High TFL, Season:** 140; 2005 (573 yards lost)

**Low TFL, Season:** 32; 1988 (390 yards lost)

**High Yards Lost, Season:** 597; 1980 (95 tackles for loss)

**Low Yards Lost, Season:** 115; 1982 (48 tackles for loss)

**Top Five Games, Tackles for Loss (TFL)**

Rk.	NU Opponent, Date (Yards Lost)	TFL
1.	vs. Iowa St., Nov. 8, 1969 (112)	18
	vs. Maine, Sept. 3, 2005 (89)	18
3.	at Iowa St., Nov. 7, 1998 (60)	17
	vs. Texas Tech, Oct. 19, 1996 (55)	17
5.	vs. Oregon, Sept. 14, 1974 (83)	16
	vs. Baylor, Oct. 12, 1996 (62)	16
	vs. Kansas St., Oct. 4, 1997 (50)	16
	vs. Texas, Oct. 31, 1998 (29)	16
	at Michigan, Nov. 9, 2013 (67)	16

**Top Five Games, Tackles for Loss (Yards)**

Rk.	NU Opponent, Date (TFL)	Yards
1.	vs. Iowa State, Nov. 8, 1969 (18)	112
2.	vs. Oregon St., Sept. 30, 1989 (13)	96
3.	vs. Kansas, Nov. 15, 1986 (13)	94
4.	vs. Troy St., Sept. 1, 2001 (15)	90
5.	vs. Maine, Sept. 3, 2005 (18)	89
	vs. Kansas St., Oct. 21, 1995 (14)	89
	vs. Kansas St., Oct. 16, 1976 (9)	89

**Opponent Turnovers, Game**

**Total Turnovers:** 8; several times, most recent

vs. Texas A&M, Oct. 18, 2003

**Fumbles:** 10; Auburn, Oct. 3, 1981 (5 lost)

**Fumbles Lost:** 6; several times, most recent at Iowa St., Nov. 15, 1980

**Interceptions Thrown:** 7; vs. Kansas St., Nov. 14, 1970 (184 yards)

**NU Interception Return Yards:** 184; vs. Kansas St., Nov. 14, 1970 (7 INT)

**NU Interception Return Touchdowns:** 2; vs. Oklahoma St.,

Oct. 24, 1970; vs. Illinois, Sept. 21, 1985; vs. Michigan St.,

Sept. 7, 1996; vs. Wake Forest, Sept. 10, 2005;

vs. Idaho, Sept. 11, 2010; vs. Southern Miss, Sept. 7, 2013

**Opponent Total Turnovers, Season**

**High Total Turnovers:** 47; 1972 (27 INT, 20 FL);

2003 (32 INT, 15 FL)

**Low Total Turnovers:** 7; 2020 (5 INT, 2 FL)

**High Fumbles:** 48; 1976 (30 lost)

**Low Fumbles:** 5; 2017 (3 lost)

**High Fumbles Lost:** 30; 1976 (48 fumbles)

**Low Fumbles Lost:** 2; 2020 (13 fumbles)

**High Interceptions Thrown:** 32; 2003 (259 yards)

**Low Interceptions Thrown:** 5; 2020 (102 yards)

**High Interception Return Yards:** 523; 1970 (30 INT)

**Low Interception Return Yards:** 16; 2018 (11 INT)

**High Interception Return Touchdowns:** 5; 1971; 1995

**Nebraska Team****Special Teams Records****Punting, Game**

**High Punts:** 18; vs. Notre Dame, Nov. 28, 1918

**Low Punts:** 0; 11 times, most recent vs. Northern Iowa, Sept. 4, 2024

**Average (min. 3 punts):** 57.6; vs. Colorado, Nov. 26, 1999 (7 punts, 403 yards)

**Punting, Season**

**High Punts:** 78; 2009 (41.2 avg.)

**Low Punts:** 29; 1995 (38.1 avg.)

**High Average:** 45.9; 2005 (72 punts, 3,302 yards)

**Low Average:** 30.3; 1953 (50 punts, 1,514 yards)

**Punt Returns, Game**

**Returns:** 11; at Minnesota, Sept. 17, 1983 (120 yards)

**Return Yards:** 205; vs. Utah St., Sept. 5, 1987 (6 ret.)

**Return Average (min. 3 returns):** 44.7; at Iowa, Nov. 28, 2014 (3 ret., 134 yards)

**Return Touchdowns:** 2; vs. Kansas, Nov. 12, 1983;

vs. Utah St., Sept. 5, 1987; vs. Troy St., Aug. 31, 2002

**Punt Returns, Season**

**High Returns:** 65; 2001 (853 yards)

**Low Returns:** 5; 2022 (77 yards)

**High Return Yards:** 853; 2001 (65 ret.)

**Low Return Yards:** 27; 2021 (10 ret.)

**High Return Average:** 17.41; 1960 (17 ret., 296 yards)

**Low Return Average:** 2.70; 2021 (10 ret., 27 yards)

**Return Touchdowns:** 6; 2002 (includes one in bowl game)

**Kickoff Returns, Game**

**Returns:** 9; at Oklahoma, Nov. 20, 1954;

at Oklahoma, Nov. 24, 1956

**Return Yards:** 211; vs. Fresno St., Sept. 10, 2011 (5 ret.)

**Return Average (min. 3 att.):** 51.00; at Kansas St., Oct. 6, 1990 (3 ret., 153 yards)

**Return Touchdowns:** 1; 19 times, most recent, vs. Arkansas State, Sept. 2, 2017

**Kickoff Returns, Season**

**High Returns:** 74; 2007 (1,619 yards)

**Low Returns:** 12; 2021 (187 yards)

**High Return Average:** 27.85; 1990 (26 ret., 724 yards)

**Low Return Average:** 14.76; 1961 (25 ret., 369 yards)

**Return Touchdowns:** 1; 19 times, most recent 2017

# Opponent Team Records

## Scoring, Game

**Points:** 76; at Kansas, Nov. 3, 2007

**Points, 1st Half:** 49; at Oklahoma, Nov. 1, 2008

**Points, 2nd Half:** 49; at Texas Tech, Oct. 9, 2004

**Points, 1st Quarter:** 35; at Oklahoma, Nov. 1, 2008

**Points, 2nd Quarter:** 28; at Ohio St., Oct. 6, 2012;  
at Penn State, Nov. 18, 2017

**Points, 3rd Quarter:** 28; vs. UCLA, Sept. 14, 2013;  
at Wisconsin, Nov. 15, 2014; vs. Iowa, Nov. 24, 2017

**Points, 4th Quarter:** 28; at Texas Tech, Oct. 9, 2004

**Touchdowns:** 11; at Kansas, Nov. 3, 2007

**PATs Made by Kick:** 10; at Texas Tech, Oct. 9, 2004 (10 att.);  
at Kansas, Nov. 3, 2007 (11 att.); vs. Wisconsin,  
Dec. 1, 2012 (10 att.)

**2PATs Made (Since 1958):** 4; at Syracuse, Oct. 18, 1958 (5 att.)

**2PATs Attempted (Since 1958):** 5; at Syracuse, Oct. 18, 1958 (4 made);  
vs. Oregon, Sept. 17, 2016 (1 made)

**Field Goals Made:** 5; Penn St., Sept. 26, 1981 (5 att.);  
Kansas, Oct. 31, 1981 (5 att.)

**Field Goal Attempts (Since 1964):** 5; seven times,  
most recent Wisconsin, Oct. 10, 2015 (3 made)

**Safeties:** 3; Arizona St., Sept. 21, 1996

**Quickest Score:** 0:06; Kansas St. (NU safety), Oct. 29, 1983

## Top 10 Scoring Games (all time)

RK.	NU Opponent, Date (NU Score)	Points
1.	at Kansas, Nov. 3, 2007 (NU 39)	76
2.	at Texas Tech, Oct. 9, 2004 (NU 10)	70
	vs. Wisconsin, Dec. 1, 2012 (NU 31)	70
4.	at Colorado, Nov. 23, 2007 (NU 51)	65
5.	at Ohio State, Oct. 6, 2012 (NU 38)	65
6.	at Oklahoma, Nov. 1, 2008 (NU 28)	62
	at Colorado, Nov. 23, 2001 (NU 36)	62
	at Ohio State, Nov. 5, 2016 (NU 3)	62
9.	vs. Minnesota, Oct. 6, 1945 (NU 7)	61
10.	at Wisconsin, Nov. 15, 2014 (NU 24)	59

## Scoring, Season

**High Points:** 455; 2007 (12 games)

**Low Points:** 0; 1890 (2 games); 1902 (9 games)

**High Points Per Game:** 37.9; 2007 (12 games, 455 points)

**Low Points Per Game:** 0.0; 1890 (2 games, 0 points);  
1902 (9 games, 0 points)

**High Touchdowns:** 60; 2007 (12 games)

**Low Touchdowns:** 0; 1890 (2 games); 1902 (9 games)

**High PATs Made by Kick:** 57; 2017 (58 att.)

**Low PATs Made by Kick:** 8; 1963 (15 att.); 1980 (10 att.)

**High 2PATs Made (Since 1958):** 7; 1958 (11 att.)

**Low 2PATs Made (Since 1958):** 0; several times,  
most recent 2021 (1 att.)

**High 2PATs Attempted (Since 1958):** 11; 1958 (7 made)

**Low 2PATs Attempted (Since 1958):** 0; 1971, 1972, 1975,  
2008, 2011, 2014, 2017

**High Field Goals Made:** 20; 2010 (27 att.)

**Low Field Goals Made:** 0; several times, most recent 1957

**High Field Goal Attempts:** 27; 2010 (20 made);  
2021 (16 made)

**Low Field Goal Attempts:** 3; 1995 (2 made)

**Safeties:** 3; 1996; 2005, 2021

## First Downs, Game

**High First Downs:** 41; vs. Ohio State, Oct. 14, 2017

**Low First Downs:** 2; Notre Dame, Oct. 20, 1917;

South Dakota, Sept. 19, 1964; Colorado, Oct. 24, 1964

**High First Downs by Rush:** 28; Oklahoma, Nov. 23, 1974

**Low First Downs by Rush:** 0; at Wisconsin, Oct. 8, 1966;

Minnesota, Oct. 5, 1974; Texas Tech, Oct. 18, 1997;

Western Michigan, Aug. 30, 2008; at Michigan, Nov. 9, 2013

**High First Downs by Pass:** 22; Louisiana Tech, Aug. 29, 1998

**Low First Downs by Pass:** 0; several times, most recent  
by Nicholls St., Sept. 9, 2006

**High First Downs by Penalty:** 6; Oklahoma St., Oct. 15, 1966;  
at Michigan, Oct. 27, 2012; Purdue, Sept. 29, 2018

**Low First Downs by Penalty:** 0; several times, most recent  
at Iowa, Nov. 29, 2024

## First Downs, Season

**High First Downs:** 299; 2007

**Low First Downs:** 89; 1964

**High First Downs by Rush:** 158; 1957

**Low First Downs by Rush:** 46; 1967

**High First Downs by Pass:** 163; 2015

**Low First Downs by Pass:** 16; 1955, 1973

**High First Downs by Penalty:** 32; 2009

**Low First Downs by Penalty:** 1; 1953

## Rushing, Game

**High Yards:** 581; at Wisconsin, Nov. 15, 2014 (53 att.)

**Low Yards:** -45; Kansas St., Oct. 16, 1976 (39 att.)

**High Attempts:** 83; Oklahoma, Nov. 23, 1974 (482 yards)

**Low Attempts:** 14; Louisiana Tech, Aug. 29, 1998 (-21 yards)

**High Yards Per Attempt:** 10.96; at Wisconsin, Nov. 15, 2014  
(581 yards, 53 att.)

**Low Yards Per Attempt:** -1.50; Louisiana Tech, Aug. 29, 1998  
(-21 yards, 14 att.)

**Rushing Touchdowns:** 8; at Colorado, Nov. 23, 2001;  
vs. Wisconsin, Dec. 1, 2012

## Top 10 Rushing Games Against Nebraska

Rk.	NU Opponent, Date (Attempts)	Yards
1.	at Wisconsin, Nov. 15, 2014 (53 att.)	581
2.	Wisconsin, Dec. 1, 2012 (50 att.)	539
3.	at Oklahoma, Nov. 24, 1956 (73 att.)	506
4.	Notre Dame, Oct. 16, 1948 (70 att.)	502
5.	Oklahoma, Nov. 23, 1974 (83 att.)	482
6.	Oklahoma, Oct. 22, 1949 (58 att.)	437
7.	Oklahoma, Nov. 17, 1984 (70 att.)	423
8.	Oklahoma, Nov. 21, 1987 (70 att.)	419
9.	at Oklahoma, Nov. 25, 1977 (68 att.)	417
10.	at Ohio St., Sept. 29, 1956 (66 att.)	416

## Bowl Game

Oklahoma, Jan. 1, 1979, Orange Bowl 292

## Rushing, Season

**High Net Rushing Yards:** 2,787; 1957 (613 att.)

**Low Net Rushing Yards:** 675; 1967 (420 att.)

**High Yards Per Game:** 278.7; 1957 (2,787 yards/10 games)

**Low Yards Per Game:** 67.5; 1967 (675 yards/10 games)

**High Attempts:** 613; 1957 (2,787 yards)

**Low Attempts:** 325; 2020 (1,356 yards, 8 games)

**High Yards Per Attempt:** 5.57; 2017 (2,577 yards, 463 att.)

**Low Yards Per Attempt:** 1.61; 1967 (675 yards, 420 att.)

**High Yards Lost:** 667; 1980

**Low Yards Lost:** 164; 1960

**High Rushing Touchdowns:** 38; 2007

**Low Rushing Touchdowns:** 4; 1966

## Passing, Game

**High Yards:** 590; Louisiana Tech, Aug. 29, 1998

**Low Yards:** 0; 10 times, most recent Nicholls St., Sept. 9, 2006

**High Attempts:** 68; Louisiana Tech, Aug. 29, 1998 (46 comp.)  
vs. Arkansas State, Sept. 2, 2017 (46 comp.)

**Low Attempts:** 1; South Dakota, Sept. 19, 1964 (0 comp.)

**High Yards Per Attempt (min. 15 att.):** 13.56; Kansas St.,  
Oct. 15, 1966 (217 yards, 16 att.)

**Low Yards Per Attempt (min. 15 att.):** 0.12; at Iowa St.,  
Nov. 12, 1949 (2 yards, 17 att.)

**High Completions:** 47; at Texas Tech, Oct. 9, 2004 (61 att.)

**Low Completions:** 0; 10 times, most recent

Nicholls St., Sept. 9, 2006

**High Yards Per Completion (min. 10 comp.):** 23.72;

Georgia, Jan. 1, 2013 (18 comp., 427 yards)

**Low Yards Per Completion (min. 10 comp.):** 4.60; Arizona,  
Dec. 30, 2009 (10 comp., 46 yards)

**High Completion Pct. (min. 15 att.):** 95.24; at Ohio State,  
Oct. 24, 2020 (20 comp., 21 att.)

**Low Completion Pct. (min. 15 att.):** 10.00; at Missouri,  
Oct. 13, 1973 (20 att., 2 comp.)

**Interceptions:** 7; Kansas St., Nov. 14, 1970 (47 att.)

**Interception Pct.:** 20.00; five times, most recent

at Iowa St., Nov. 3, 1984 (4 INT, 20 att.)

**Attempts, No Interceptions:** 59; at Fresno State, Sept. 13, 2014

**Touchdowns Thrown:** 6; at Texas Tech, Oct. 9, 2004; at Kansas, Nov. 3, 2007

**Touchdown Pct. (min. 15 att.):** 26.67; at Oklahoma, Nov. 24, 1962 (4 TD, 15 att.)

**High NCAA Rating (min. 15 att.):** 237.07; Ohio State, Oct. 24, 2020 (21-20-0/276/2)

**Low NCAA Rating (min. 15 att.):** -2.6; at Iowa St., Nov. 5, 1955 (19-2-2/18/0)

### Top 10 Passing Games Against Nebraska

Rk.	NU Opponent, Date (Completions-Attempts)	Yards
1.	Louisiana Tech, Aug. 29, 1998 (46-68)	590
2.	Kansas St., Oct. 16, 1993 (30-52)	489
3.	at Northwestern, Oct. 13, 2018 (41-65)	455
4.	at Texas Tech, Oct. 9, 2004 (47-61)	451
5.	Southern Miss, Sept. 26, 2015 (26-42)	447
6.	Georgia, Jan. 1, 2013 (18-33)	427
7.	at Missouri, Oct. 24, 1992 (29-44)	424
8.	Ball State, Sept. 22, 2007 (26-43)	422
9.	Texas, Nov. 2, 2002 (29-47)	419
10.	Arkansas State, Sept. 2, 2017 (46-68)	415

### Bowl Game Record

Georgia, Jan. 1, 2013, Capital One Bowl (18-33)	427
Florida St., Jan. 1, 1990, Fiesta Bowl (25-41)	422

### Passing Season

**High Yards:** 3,777; 2015 (293 comp., 506 att.)

**Low Yards:** 439; 1973 (40 comp., 142 att.)

**High Yards Per Game:** 290.5; 2016 (3,777 yards/13 games)

**Low Yards Per Game:** 39.9; 1973 (439 yards/11 games)

**High Attempts:** 506; 2015 (293 comp.)

**Low Attempts:** 104; 1955 (29 comp.)

**High Yards Per Attempt:** 8.94; 1948 (1,288 yards, 144 att.)

**Low Yards Per Attempt:** 3.09; 1973 (439 yards, 142 att.)

**High Completions:** 293; 2015 (506 att.)

**Low Completions:** 29; 1955 (104 att.)

**High Yards Per Completion:** 17.64; 1948 (1,288 yards, 73 comp.)

**Low Yards Per Completion:** 10.61; 2003 (2,312 yards, 218 comp.)

**High Completion Pct.:** 64.46; 2017 (363 comp., 234 att.)

**Low Completion Pct.:** 27.88; 1955 (29 comp., 104 att.)

**High Interceptions:** 32; 2003 (430 att.)

**Low Interceptions:** 5; 2020 (241 att.)

**High Interception Pct.:** 14.40; 1949 (18 INT, 125 att.)

**Low Interception Pct.:** 1.95; 2007 (8 INT, 409 att.)

**High Touchdowns:** 25; 2015 (506 att.)

**Low Touchdowns:** 1; five seasons, most recent 1975

**High Touchdown Pct.:** 13.19; 1948 (19 TD, 144 att.)

**Low Touchdown Pct.:** 0.46; 1967 (1 TD, 217 att.)

**High NCAA Rating:** 154.1; 1948 (144-73-11/1,288/19)

**Low NCAA Rating:** 35.3; 1973 (142-40-15/439/1)

### Total Offense, Game

**High Yards:** 656; at Oklahoma, Nov. 24, 1956 (506 rush, 150 pass)

**Low Yards:** 31; South Dakota St., Sept. 21, 1963 (-17 rush, 48 pass)

**High Attempts:** 102; Iowa St., Sept. 29, 2007 (51 rush, 51 pass)

**Low Attempts:** 34; South Dakota, Sept. 24, 1949 (27 rush, 7 pass)

**High Yards Per Attempt:** 10.67; Wisconsin, Dec. 1, 2012 (60 att., 640 yards)

**Low Yards Per Attempt:** 0.63; South Dakota St., Sept. 21, 1963 (49 att., 31 yards)

### Top 10 Total Offense Games Against Nebraska

Rk.	NU Opponent, Date (Attempts)	Yards
1.	at Oklahoma, Nov. 24, 1956 (85 att.)	656
2.	at UCLA, Sept. 8, 2012 (94 att.)	653
3.	Georgia Southern, Sept. 10, 2022 (86 att.)	642
4.	Wisconsin, Dec. 1, 2012 (Big Ten Championship) (60 att.)	640
5.	Ohio State, Oct. 14, 2017 (86 att.)	633
6.	at Wisconsin, Nov. 15, 2014 (64 att.)	627
7.	Notre Dame, Oct. 16, 1948 (81 att.)	620
8.	Washington, Sept. 21, 1991 (87 att.)	618
9.	Ball State, Sept. 22, 2007 (79 att.)	610
10.	at Penn State, Nov. 18, 2017 (74 att.)	609

### Bowl Game

Georgia, Jan. 1, 2013, Capital One Bowl (71 att.)	589
---	-----

### Total Offense, Season

**High Yards:** 5,722; 2007 (2,786 rush, 2,936 pass)

**Low Yards:** 1,576; 1967 (675 rush, 901 pass)

**High Yards Per Game:** 476.8; 2007 (5,722 yards, 941 att.)

**Low Yards Per Game:** 167.0; 1964 (100.5 rush, 66.5 pass)

**High Attempts:** 1,008; 2002 (549 rush, 459 pass)

**Low Attempts:** 517; 1964 (382 rush, 135 pass)

**High Yards Per Attempt:** 7.02; 1950 (3,287 yards, 468 att.)

**Low Yards Per Attempt:** 2.47; 1967 (NCAA record, 1,576 yards, 637 att.)

### Penalties

**High Penalties, Game:** 20; Notre Dame, Oct. 16, 1948 (170 yards)

**Low Penalties, Game:** 0; several times, most recent

Iowa, Sept. 4, 1999

**High Yards Penalized, Game:** 170; Notre Dame, Oct. 16, 1948 (20 penalties)

**Low Yards Penalized, Game:** 0; several times, most recent Iowa, Sept. 4, 1999

**High Penalties, Season:** 103; 1998 (830 yards)

**Low Penalties, Season:** 33; 1967 (260 yards)

**High Yards Penalized, Season:** 830; 1998 (103 penalties)

**Low Yards Penalized, Season:** 260; 1967 (33 penalties)

### Turnovers

**Turnovers, Game:** 8; several times, most recent

Texas A&M, Oct. 18, 2003

**Fumbles, Game:** 10; Auburn, Oct. 3, 1981 (lost 5)

**Fumbles Lost, Game:** 6; several games, most recent at Iowa St., Nov. 15, 1980

**Interceptions Thrown, Game:** 7; Kansas St. (Lynn Dickey), Nov. 14, 1970

**Interceptions By, Game:** 5; at Texas Tech, Oct. 9, 2004

Pittsburgh, Nov. 13, 1954 (51 yards)

**Interception Return Yards, Game:** 188; Colorado, Oct. 21, 1967 (4 ret.)

**Interception Return Touchdowns, Game:** 2; Colorado, Oct. 21, 1967; at Ohio St., Nov. 5, 2016; Northern Illinois, Sept. 16, 2017

**High Turnovers, Season:** 47; 1972 (27 INT, 20 FL); 2003 (32 INT, 15 FL)

**Low Turnovers, Season:** 7; 2020 (5 INT, 2 FL)

**High Fumbles, Season:** 48; 1976 (lost 30)

**Low Fumbles, Season:** 10; 2016 (lost 3)

**High Fumbles Lost, Season:** 30; 1976 (48 fumbles)

**Low Fumbles Lost, Season:** 2; 2020 (7 fumbles)

**High Interceptions Thrown, Season:** 32; 2003

**Low Interceptions Thrown, Season:** 5; 2020

**High Interceptions By, Season:** 23; 2004 (292 yards)

**Low Interceptions By, Season:** 3; 1989 (21 yards); 1996 (33 yards)

**High Interception Return Yards, Season:** 376; 2017 (17 ret.)

**Low Interception Return Yards, Season:** 7; 1982 (4 ret.)

**Interception Return Touchdowns, Season:** 4; 2017

### Punting

**High Punts, Game:** 15; at Kansas, Oct. 21, 1972;

Oklahoma St., Oct. 28, 1972

**Low Punts, Game:** 0; Missouri, Oct. 4, 2008;

at Ohio St., Nov. 5, 2016; Ohio St., Oct. 14, 2017

**Long Punt:** 93; vs. Kansas St. (Don Birdseye), Oct. 16, 1981

**Average Per Punt (min. 3 att.):** Game: 60.1; West Virginia, Aug. 28, 1994 (9 punts, 541 yards)

**High Punts, Season:** 104; 1999 (4,051 yards)

**Low Punts, Season:** 29; 2020 (1,148 yards)

**High Average Per Punt:** 44.4; 1982 (68 punts, 3,016 yards)

**Low Average Per Punt:** 32.1; 1956 (44 punts, 1,412 yards)

### Punt Returns

**Punt Returns, Game:** 9; Oklahoma, Nov. 24, 1951 (136 yards)

**Punt Return Yards, Game:** 136; Oklahoma, Nov. 24, 1951 (9 ret.)

**Punt Return Average (min. 3 att.):** Game: 36.00;

at Colorado, Nov. 4, 1989 (3 ret., 108 yards)

**Long Punt Return, Game:** 91 yards; Baylor (Del Shofner), Nov. 17, 1956

**Punt Return Touchdowns, Game:** 1; several times, most recent vs. Iowa, Nov. 26, 2021, (Kyler Fisher, 14 yards, blocked punt)

**High Punt Returns, Season:** 43; 1947 (503 yards)  
**Low Punt Returns, Season:** 5; 1995 (12 yards)  
**High Punt Return Yards, Season:** 503; 1947 (43 ret.)  
**Low Punt Return Yards, Season:** 12; 1995 (5 ret.)  
**High Yards Per Punt Return, Season:** 16.92; 1989  
 (13 ret., 220 yards)

**Low Yards Per Punt Return, Season:** 1.94; 1975  
 (18 ret., 35 yards)

**Punt Return Touchdowns, Season:** 2; 1956, 2002, 2021

### Kickoff Returns

**Kickoff Return Yards, Game:** 248; Iowa St.,  
 Nov. 15, 1997 (10 returns)

**Kickoff Returns, Game:** 11; three times, most recent  
 at Hawaii, Dec. 4, 1976 (112 yards)

**Kickoff Return Average (min. 3 att.), Game:** 46.00;  
 at Wisconsin, Nov. 20, 2021 (3 ret., 138 yards)

**Long Kickoff Return:** 100; at Colorado (Howard Ballage),  
 Oct. 25, 1952; at Notre Dame (Julius Jones), Sept. 9, 2000;  
 Southern Miss (Tracy Lampley), Sept. 1, 2012;  
 at Minnesota (Rodney Smith), Nov. 11, 2017

**Kickoff Return Touchdowns, Game:** 1; several times,  
 most recent at Wisconsin (Stephen Bracey, 91 yards),  
 Nov. 20, 2021

**High Kickoff Return Yards, Season:** 1,364; 2008 (57 ret.)

**Low Kickoff Return Yards, Season:** 270; 2022 (15 ret.)

**High Kickoff Returns, Season:** 76; 1983 (1,297 yards)

**Low Kickoff Returns, Season:** 15; 2022 (270 yards)

**High Kickoff Return Average, Season:** 24.73; 2004  
 (30 ret., 742 yards)

**Low Kickoff Return Average, Season:** 10.78; 1956  
 (27 ret., 291 yards)

**Kickoff Return Touchdowns, Season:** 2; 1949, 1970, 2004, 2019

### Field Goals

**Field Goals Made, Game:** 5; vs. Penn St. (Brian Franco),  
 Sept. 26, 1981; vs. Kansas (Bruce Kallmeyer), Oct. 31, 1981  
 at Miami (Michael Badgley), Sept. 19, 2015

**Field Goal Attempts, Game:** 5; 10 times, most  
 recent at Iowa (Keith Duncan), Nov. 27, 2020

**Missed Field Goals, Game:** 4; vs. Colorado (Mark Mariscal),  
 Nov. 24, 2000

**Long Field Goal:** 61; at Kansas St. (Mark Potter), Oct. 22, 1988

**High Field Goals Made, Season:** 20; 2010

**Low Field Goals Made, Season:** 0; eight times,  
 most recent 1957

**High Field Goal Attempts, Season:** 27; 2010; 2021

**Low Field Goal Attempts, Season:** 0; eight times, most recent 1957

**High Missed Field Goals, Season:** 12; 2005, 2009

**Low Missed Field Goals, Season:** 0; 17 times, most recent 1963

## Opponent Individual Records

### Top 10 Individual Rushing Games vs. NU

Rk.	Opposing Player, Date (Attempts, TDs)	Yards
1.	Melvin Gordon, at Wisconsin, Nov. 15, 2014 (25, 4)	408
2.	Jamaal Charles, at Texas, Oct. 27, 2007 (33, 3)	290
3.	Jonathan Taylor, Wisconsin, Oct. 7, 2017 (25, 2)	249
4.	Billy Sims, at Oklahoma, Nov. 24, 1979 (28, 0)	247
5.	Brad Smith, at Missouri, Oct. 22, 2005 (28, 3)	246
6.	Curt Warner, Penn St., Sept. 26, 1981 (28, 0)	238
7.	Ell Roberson, at Kansas St., Nov. 16, 2002 (29, 3)	228
	Braelon Allen, at Wisconsin, Nov. 20, 2021 (22, 3)	228
9.	Jonathan Taylor, at Wisconsin, Oct. 6, 2018 (24, 3)	221
10.	Johnathan Franklin, at UCLA, Sept. 8, 2012 (26, 0)	217

### Other Opponents with 175 Yards

Melvin Gordon, Wisconsin, Dec. 1, 2012 (9, 1)	216
Billy Vessells, at Oklahoma, Nov. 25, 1950 (18, 3)	205
Jonathan Taylor, Wisconsin, Nov. 21, 2019 (25, 2)	204
Montee Ball, Wisconsin, Dec. 1, 2012 (21, 3)	202
Zach Zenner, South Dakota State, Sept. 21, 2013 (21, 2)	202
Kendall Hunter, at Oklahoma St., Oct. 23, 2010 (26, 2)	201
Chris Brown, at Colorado, Nov. 23, 2001 (24, 6)	198
Braxton Miller, at Ohio State, Oct. 6, 2012 (16, 1)	191
Barry Sanders, Okla. St., Oct. 15, 1988 (35, 4)	189
Le'Veon Bell, at Michigan State, Nov. 3, 2012 (36, 2)	188
Demry Croft, at Minnesota, Nov. 11, 2017 (10, 3)	183
Devin Mockabee, at Purdue, Oct. 7, 2022 (30, 1)	178
Chris Polk, Washington, Dec. 30, 2010, (34, 1)	177
J.K. Dobbins, Ohio State, Sept. 28, 2019 (24, 0)	177

### Bowl Game Record

Chris Polk, Washington, Dec. 30, 2010, Holiday (34, 1)	177
--	-----

### Top 10 Individual Rushing Attempts vs. NU

Rk.	NU Opponent, Date (Yards, TDs)	Attempts
1.	Steve Owens, at Oklahoma, Nov. 23, 1968 (172, 5)	41
2.	Eric Bieniemy, Colorado, Nov. 3, 1990 (137, 4)	38
3.	Eric Williams, Texas, Oct. 31, 1998 (150, 0)	37
4.	Le'Veon Bell, at Michigan State, Nov. 3, 2012 (188, 2)	36
	Robbie Rouse, Fresno St., Sept. 10, 2011 (169, 0)	36
	June Henley, Kansas, Nov. 6, 1993 (148, 1)	36
7.	Eric Ball, at UCLA, Sept. 10, 1988 (148, 0)	35
	Barry Sanders, Oklahoma St., Oct. 15, 1988 (189, 4)	35
	Stephen McGee, Oklahoma St., Oct. 13, 2007 (167, 0)	35
	Zach Zwinak, at Penn State, Nov. 23, 2013 (149, 0)	35

### Bowl Game Record

Chris Polk, Washington, Dec. 30, 2010, Holiday (177 yards, 1 TD)	34
--	----

### Top 10 Individual Rushing Touchdowns vs. NU

Rk.	NU Opponent, Date (Attempts-Yards)	TDs
1.	Chris Brown, at Colorado, Nov. 23, 2001 (24-198)	6
2.	Steve Owens, at Oklahoma, Nov. 23, 1968 (41-172)	5
3.	Melvin Gordon, at Wisconsin, Nov. 15, 2014 (25-408)	4
	James White, Wisconsin, Dec. 1, 2012 (15-109)	4
	Carlos Hyde, at Ohio State, Oct. 6, 2012 (28-140)	4
	Montee Ball, at Wisconsin, Oct. 1, 2011 (30-151)	4
	Brandon McAnderson, at Kansas, Nov. 3, 2007 (25-119)	4
	Jorvorskie Lane, Texas A&M, Oct. 20, 2007 (15-130)	4
	Allen Webb, at Kansas St., Oct. 23, 2004 (34-147)	4
	Eric Bieniemy, Colorado, Nov. 3, 1990 (38-137)	4
	Barry Sanders, Okla. St., Oct. 15, 1988 (35-189)	4
	James Wilder, Missouri, Nov. 18, 1978 (28-181)	4

### Bowl Game Record

Josh Dobbs, Tennessee, Dec. 30, 2016, Music City Bowl	3
---	---

### Top 10 Longest Rushing Touchdowns vs. NU

Rk.	NU Opponent, Date	Yards
1.	Gale Sayers, Kansas, Nov. 9, 1963	99
2.	Ell Roberson, at Kansas State, Nov. 16, 2002	91
3.	Keith Jackson, at Oklahoma, Nov. 23, 1985	88
	Jonathan Taylor, at Wisconsin, Oct. 6, 2018	88
5.	Frank Madu, Washington State, Sept. 30, 1995	87
6.	Marcus Dupree, Oklahoma, Nov. 26, 1982	86
	Jamaal Charles, at Texas, Oct. 27, 2007	86
8.	Jay Barry, Washington, Sept. 21, 1991	81
9.	Venric Mark, at Northwestern, Oct. 20, 2012	80
	Jerod Douglas, at Baylor, Oct. 11, 1997	80

### Bowl Game Record

Damien Anderson, vs. Northwestern, Dec. 30, 2000, Alamo Bowl	69
--	----

**Top 10 Individual Passing Games vs. NU**

Rk.	NU Opponent, Date (Completions-Attempts)	Yards
1.	Tim Rattay, La. Tech, Aug. 29, 1998 (46-68)	590
2.	Chad May, Kansas St., Oct. 16, 1993 (30-51)	489
3.	Clay Thorson, at Northwestern, Oct. 13, 2018 (41-64)	455
4.	Nick Mullens, Southern Miss, Sept. 26, 2015 (26-41)	447
5.	Sonny Cumbie, at Texas Tech, Oct. 9, 2004 (44-56)	436
6.	Aaron Murray, Georgia, Jan. 1, 2013 (18-33)	427
7.	Jeff Handy, at Missouri, Oct. 24, 1992 (29-44)	424
8.	Nate Davis, Ball State, Sept. 22, 2007 (26-43)	422
9.	Chris Simms, Texas, Nov. 2, 2002 (29-47)	419
10.	Justice Hansen, Arkansas State, Sept. 2, 2017 (46-68)	415

**Bowl Game Record**

Aaron Murray, Georgia, Jan. 1, 2013	427
Capital One Bowl (18-33, 5 TD)	
Peter Tom Willis, Florida St., Jan. 1, 1990,	422
Fiesta Bowl (25-40, 5 TD)	

**Top 10 Individual Passing Attempts**

Rk.	NU Opponent, Date (Completions, Yards)	Attempts
1.	Tim Rattay, La. Tech, Aug. 29, 1998 (46, 590)	68
2.	Justice Hansen, Arkansas State, Sept. 2, 2017 (46, 415)	68
3.	Clayton Thorson, at Northwestern, Oct. 13, 2018 (41, 455)	64
4.	Kliff Kingsbury, Texas Tech, Oct. 20, 2001 (33, 353)	63
5.	Brian Burrell, at Fresno State, Sept. 13, 2014 (30, 241)	59
6.	Landry Jones, Oklahoma, Nov. 7, 2009 (26, 245)	58
7.	Sonny Cumbie, at Texas Tech, Oct. 9, 2004 (44, 436)	56
8.	Brad Smith, Missouri, Oct. 30, 2004 (24, 277)	56
9.	Kyle Vantrease, Georgia Southern, Sept. 10, 2022 (37, 409)	56
10.	Adam Barmann, Kansas, Sept. 30, 2006 (27, 405)	54
	C.J. Stroud, Ohio State, Nov. 6, 2021 (36, 405)	54
	Aiden O'Connell, at Purdue, Oct. 15, 2022 (35, 391)	54

**Bowl Game Record**

Danny McManus, Florida St., Jan. 1, 1988,	51
Fiesta Bowl (28, 375, 3 TD)	

**Top 10 Individual Passing Completions**

Rk.	NU Opponent, Date (Attempts, Yards)	Comp.
1.	Tim Rattay, La. Tech, Aug. 29, 1998 (68, 590)	46
2.	Justice Hansen, Arkansas State, Sept. 2, 2017 (68, 415)	46
3.	Sonny Cumbie, at Texas Tech, Oct. 9, 2004 (56, 436)	44
4.	Clayton Thorson, at Northwestern, Oct. 13, 2018 (68, 455)	41
5.	Kyle Vantrease, Georgia Southern, Sept. 10, 2022 (56, 409)	37
6.	C.J. Stroud, Ohio State, Nov. 6, 2021 (54, 405)	36
7.	Aiden O'Connell, at Purdue, Oct. 15, 2022 (54, 391)	35
8.	Cody Hodges, Texas Tech, Oct. 8, 2005 (45, 368)	34
9.	Aiden O'Connell, Purdue, Oct. 30, 2021 (45, 233)	34
10.	Kliff Kingsbury, Texas Tech, Oct. 20, 2001 (63, 353)	33
	Chase Daniel, at Missouri, Oct. 6, 2007 (47, 401)	33
	Steven Montez, Colorado, Sept. 8, 2018 (50, 351)	33
	Jack Plummer, at Purdue, Dec. 5, 2020 (47, 334)	33

**Bowl Game Record**

Danny McManus, Florida St., Jan. 1, 1988,	28
Fiesta Bowl (51, 375, 3 TD)	

**Top 10 Completion Percentage (min. 15 att.)**

Rk.	NU Opponent, Date (Completions-Attempts)	Pct.
1.	Justin Fields, at Ohio State, Oct. 24, 2020 (20-21)	95.2
2.	Tommy Devito, Illinois, Oct. 29, 2022 (20-22)	90.9
3.	Tanner Morgan, at Minnesota, Oct. 16, 2021 (20-24)	83.3
4.	Jason White, at Oklahoma, Nov. 13, 2004 (29-35)	82.9
5.	J.T. Barrett, Ohio State, Oct. 14, 2017 (27-33)	81.8
6.	Will Howard, Ohio State, Oct. 26, 2024 (13-16)	81.3
7.	Kurtis Rourke, at Indiana, Oct. 19, 2024 (17-21)	81.0
8.	Graham Harrell, at Texas Tech, Oct. 11, 2008 (20-25)	80.0
9.	Artur Sitkowski, at Illinois, Aug. 28, 2021 (12-15)	80.0
10.	Sonny Cumbie, at Texas Tech, Oct. 9, 2004 (44-56)	78.6

**Bowl Game Record**

Shawn Jones, vs. Georgia Tech, Jan. 1, 1991,	69.6
Citrus Bowl (16-23, 277 yards, 3 TD)	

**Top 10 Passing Touchdowns in a Game**

Rk.	NU Opponent, Date	TDs
1.	Todd Reesing, at Kansas, Nov. 3, 2007	6
2.	Sonny Cumbie, at Texas Tech, Oct. 9, 2004	5
	Sam Bradford, at Oklahoma, Nov. 1, 2008	5
	Aaron Murray, Georgia, Jan. 1, 2013	5
	J.T. Barrett, at Ohio State, Oct. 14, 2017	5
6.	Tony Pounds, Oklahoma State, Oct. 24, 1970	4
	Scott Mitchell, Utah, Sept. 16, 1989	4
	Tim Rattay, Louisiana Tech, Aug. 29, 1998	4
	Cody Hodges, Texas Tech, Oct. 8, 2005	4
	Keith Price, Washington, Sept. 17, 2011	4
	Brett Hundley, at UCLA, Sept. 8, 2012	4
	Bret Smith, Wyoming, Aug. 31, 2013	4
	David Blough, at Purdue, Oct. 31, 2015	4
	Connor Cook, Michigan State, Nov. 7, 2015	4
	J.T. Barrett, at Ohio State, Nov. 5, 2016	4
	Aiden O'Connell, at Purdue, Oct. 15, 2022	4
	Luke Altmeyer, Illinois, Sept. 20, 2024	4

**Bowl Game Record**

Peter Tom Willis, Florida St., Jan. 1, 1990, Fiesta Bowl	5
Aaron Murray, Georgia, Jan. 1, 2013, Capital One Bowl	5

**Most Interceptions Thrown in a Game**

Rk.	NU Opponent, Date (Attempts)	INTs
1.	Lynn Dickey, Kansas St., Nov. 14, 1970 (47)	7
2.	Landry Jones, Oklahoma, Nov. 7, 2009 (58)	5
	Josh Allen, Wyoming, Sept. 10, 2016 (32)	5
4.	Jeff Rutledge, Alabama, Sept. 17, 1977 (32)	5
	Nathan Enderle, Idaho, Sept. 11, 2010 (31)	5
6.	Brent Blackman, at Oklahoma St., Oct. 23, 1971 (22)	4
	Darrell Ray Dickey, at Kansas St., Nov. 10, 1979 (23)	4
	Jack Trudeaux, Illinois, Sept. 21, 1985 (51)	4
	Frank Dolce, Utah, Sept. 5, 1992 (38)	4
	Jeff Kelly, Southern Miss, Sept. 18, 1999 (45)	4
	Randy McCown, Texas A&M, Nov. 6, 1999 (30)	4
	Steve LaFalce, Western Illinois, Sept. 4, 2004 (26)	4

**Bowl Game Record**

Paul Gilbert, vs. Georgia, Dec. 20, 1969,	5
Sun Bowl (30)	

**Most Passes Without an Interception**

Rk.	NU Opponent, Date	Attempts
1.	Brian Burrell, at Fresno State, Sept. 13, 2014	59
2.	Joel Stave, Wisconsin, Oct. 10, 2015	50
3.	Chase Daniel, at Missouri, Oct. 6, 2007	47
	Jack Plummer, at Purdue, Dec. 5, 2020	47
5.	David Archer, Iowa St., Nov. 5, 1983	46
	Paul Watson, Kansas St., Oct. 19, 1991	46
7.	Wes Lunt, at Illinois, Oct. 3, 2015	45
	Aidan O'Connell, Purdue, Oct. 30, 2021	45
9.	Eli Manning, vs. Mississippi, Dec. 27, 2002,	44
	Independence Bowl	
	Josh Freeman, Kansas State, Nov. 10, 2007	44
	Eli Manning, Mississippi, Dec. 27, 2002,	44
	Independence Bowl	

**Top 10 Individual Total Offense Yards**

Rk.	NU Opponent, Date (Rush, Pass)	Yards
1.	Tim Rattay, La. Tech, Aug. 29, 1998 (-22, 590)	568
2.	Brad Smith, at Missouri, Oct. 22, 2005 (246, 234)	480
3.	Nate Davis, Ball State, Sept. 22, 2007 (422, 57)	479
4.	Bret Smith, Wyoming, Aug. 31, 2013 (92, 383)	475
5.	Chase Daniel, at Missouri, Oct. 6, 2007 (401, 72)	473
6.	Chad May, Kansas St., Oct. 16, 1993 (-28, 489)	461
7.	Clayton Thorson, at Northwestern, Oct. 13, 2018 (-7, 455)	448
8.	Sonny Cumbie, at Texas Tech, Oct. 9, 2004 (-3, 436)	433
9.	Aaron Murray, Georgia, Jan. 1, 2013 (93, 427)	430
10.	Nick Mullens, Southern Miss, Sept. 26, 2015 (-25, 447)	422

**Bowl Game Record**

Aaron Murray, Georgia, Jan. 1, 2013	430
Capital One Bowl (3, 427)	

**Top 10 Individual Total Offense Attempts**

Rk.	NU Opponent, Date (Rush, Pass)	Attempts
1.	Brad Smith, Missouri, Oct. 30, 2004 (21, 56)	77
2.	Tim Rattay, La. Tech, Aug. 29, 1998 (6, 68)	74
3.	Kliff Kingsbury, Texas Tech, Oct. 20, 2001 (7, 63)	70
4.	Brian Burrell, at Fresno State, Sept. 13, 2014 (9, 59)	68
5.	Brad Smith, at Missouri, Oct. 22, 2005 (28, 36)	64
6.	Bret Meyer, Iowa State, Sept. 29, 2007 (51, 12)	63
7.	Paul Watson, Kansas St., Oct. 19, 1991 (16, 46)	62
8.	Landry Jones, Oklahoma, Nov. 7, 2009 (3, 58)	61
9.	Jack Trudeau, Illinois, Sept. 21, 1985 (8, 51)	59
10.	Randy Essington, at Colorado, Oct. 9, 1982 (7, 51)	58
	Sonny Cumbie, at Texas Tech, Oct. 9, 2004 (2, 56)	58
	Adam Barmann, Kansas, Sept. 30, 2006 (4, 54)	58
	Chase Daniel, at Missouri, Oct. 6, 2007 (11, 47)	58
	C.J. Stroud, Ohio State, Nov. 6, 2021 (4, 54)	58
	Kyle Vantrease, Georgia Southern, Sept. 10, 2022 (2, 56)	58

**Bowl Game Record**

Danny McManus, Florida St., Jan. 1, 1988	56
Fiesta Bowl (5, 51)	
Chad Henne, Michigan, Dec. 28, 2005,	56
Alamo Bowl (13, 43)	

**Top 10 Individual Receiving Yards**

Rk.	NU Opponent, Date (Receptions, TDs)	Yards
1.	Troy Edwards, La. Tech, Aug. 29, 1998 (21, 3)	405
2.	Jaxon Smith-Njigba, Ohio State, Nov. 6, 2021 (15, 1)	240
3.	Dick Moore, Utah St., Sept. 7, 1991 (12, 3)	220
4.	Flynn Nagel, at Northwestern, Oct. 13, 2018 (12, 2)	220
5.	Dante Love, Ball St., Sept. 22, 2007 (10, 1)	214
6.	Curtis Mayfield, at Okla. St., Oct. 21, 1989 (6, 1)	208
7.	Keith Poole, Arizona St., Sept. 16, 1995 (6, 3)	200
8.	Quincy Morgan, at Kansas St., Nov. 11, 2000 (7, 2)	199
9.	Andre Johnson, Miami, Jan. 3, 2002, Rose Bowl (7, 2)	199
10.	Jerome Pathon, at Washington, Sept. 20, 1997 (5, 0)	195

**Bowl Game Record**

Andre Johnson, Miami, Jan. 3, 2002, Rose Bowl (7, 2)	199
--	-----

**Top 10 Individual Receptions in a Game**

Rk.	NU Opponent, Date (Yards, TDs)	Rec.
1.	Troy Edwards, La. Tech, Aug. 29, 1998 (405, 3)	21
2.	Jaxon Smith-Njigba, Ohio State, Nov. 6, 2021 (240, 1)	15
3.	Whop Philyor, Indiana, Oct. 26, 2019 (178, 0)	14
4.	Roy Williams, Texas, Nov. 2, 2002 (161, 2)	13
5.	Rondale Moore, at Purdue, Dec. 5, 2020 (78, 0)	13
6.	Rod Moore, Utah St., Sept. 7, 1991 (220, 3)	12
	Darnell McDonald, at Kansas St., Nov. 14, 1998 (183, 2)	12
	Nehemiah Glover, at Texas Tech, Oct. 9, 2004 (74, 1)	12
	Derwin Burgess Jr., Georgia Southern, Sept. 10, 2022 (119, 0)	12
	Charlie Jones, at Purdue, Oct. 7, 2022 (132, 2)	12

**Bowl Game Record**

Ray Perkins, Alabama, Jan. 1, 1966, Orange Bowl (159, 2)	9
Andy Hamilton, LSU, Jan. 1, 1971, Orange Bowl (146, 0)	9

**Top 10 Touchdown Receptions in a Game**

Rk.	NU Opponent, Date (Rec., Yards)	TDs
1.	Keith Krepfle, at Iowa St., Nov. 11, 1972 (7, 116)	3
	Rod Moore, Utah St., Sept. 7, 1991 (12, 220)	3
	Keith Poole, Arizona St., Sept. 16, 1995 (6, 200)	3
	Joel Filani, Texas Tech, Oct. 8, 2005 (11, 163)	3
	Troy Edwards, La. Tech, Aug. 29, 1998 (21, 405)	3
	Dezmon Briscoe, at Kansas, Nov. 3, 2007 (5, 52)	3
7.	47 times, most recent, Bryson Green (4 rec., 52 yards)	2
	Wisconsin, Nov. 23, 2024	

**Bowl Game Record**

9 times, most recent, Chris Conley, Georgia, Jan. 1, 2013, Capital One Bowl	2
---	---

**Top 10 Longest Touchdown Receptions**

Rk.	NU Opponent, Date	Yards
1.	Joe Stewart (Pete Woods), Missouri, Oct. 23, 1976	98
2.	K.D. Nixon (Steven Montez), at Colorado, Sept. 7, 2019	96
3.	Troy Edwards (Tim Rattay), La. Tech, Aug. 29, 1998	94
4.	D.J. Moore (Max Bortenschlager), Maryland, Nov. 19, 2016	92
5.	David Bell (Jack Plummer), at Purdue, Dec. 5, 2020	89
6.	DeAngelo Yancey (David Blough), Purdue, Oct. 22, 2016	88
7.	Eugene Goodlow (Dan Manucci), Kansas St., Oct. 14, 1978	87
	Chris Conley (Aaron Murray), Georgia, Jan. 1, 2013	87
9.	Ralph McFillen (Larry Corrigan), Kansas St., Oct. 20, 1962	86
10.	Dick Graham (Tony Pounds), Okla. St., Oct. 24, 1970	84

**Bowl Game Record**

Chris Conley (Aaron Murray), Georgia, Jan. 1, 2013, Capital One Bowl	87
--	----

**Top 10 Individual Total Tackles vs. NU**

Rk.	NU Opponent, Date (UT, AT)	Tackles
1.	Ryan Greenhagen, Fordham, Sept. 4, 2021 (13, 18)	31
2.	Larry Gosney, at Okla. St., Oct. 26, 1968 (0, 29)	29
3.	Brian Refner, Iowa St., Nov. 9, 1985 (19, 9)	28
4.	Phil Irwin, at Colorado, Oct. 31, 1970 (8, 16)	24
5.	Rocky Martin, at Colorado, Nov. 16, 1968 (3, 20)	23
	Mike Leaders, Iowa St., Nov. 17, 1979 (15, 8)	23
7.	Wayne King, at Minnesota, Sept. 28, 1968 (4, 18)	22
	William Light, at Minnesota, Oct. 3, 1970 (8, 14)	22
	Terry Beeson, at Kansas, Oct. 30, 1976 (15, 7)	22
10.	Chris Garlich, Missouri, Nov. 18, 1978 (11, 10)	21
	Dick Chapura, at Missouri, Oct. 19, 1985 (9, 12)	21

**Long Interception Returns for Touchdown**

Rk.	NU Opponent, Date	Yards
1.	Gary Hohman, at Minnesota, Oct. 4, 1969	99
2.	Aaron Sam, McNeese State, Sept. 6, 2014	98
3.	Shawun Lurry, Northern Illinois, Sept. 17, 2017	87
4.	Jonathon Amaya, Nevada, Sept. 1, 2007	80
5.	Chris Orr, Wisconsin, Oct. 7, 2017	78
6.	Jeff Raymond, Colorado, Oct. 21, 1967	76
7.	Dick Anderson and Mike Veeder, Colorado, Oct. 21, 1967	73
8.	Nick VanHoose, Northwestern, Oct. 24, 2015	72
9.	Darryl Lowe, Texas Christian, Sept. 27, 1975	70
10.	Bill Roe, Colorado, Oct. 27, 1979	69

**Bowl Game Record**

James Lewis, vs. Miami, Jan. 3, 2002, Rose Bowl	47
---	----

**Longest Punt Returns for Touchdown**

Rk.	NU Opponent, Date	Yards
1.	Del Shofner, Baylor, Nov. 17, 1956	91
2.	Wes Welker, Texas Tech, Oct. 20, 2001	85
3.	Joey Getherall, at Notre Dame, Sept. 9, 2000	83
4.	Bill Brennan, at Iowa St., Nov. 1, 1913	80
	Billy Crockett, at Minnesota, Sept. 26, 1964	80
6.	Corey Brown, at Ohio State, Oct. 6, 2012	76
7.	Darryl Henley, at UCLA, Sept. 10, 1988	75
8.	Larry Grigg, Oklahoma, Nov. 24, 1951	72
9.	Devon Wylie, Fresno St., Sept. 10, 2011	67

**Bowl Game Record**

Never Accomplished

**Long Kickoff Returns for Touchdown**

Rk.	NU Opponent, Date	Yards
1.	Howard Ballage, at Colorado, Oct. 21, 1978	100
	Julius Jones, at Notre Dame, Sept. 9, 2000	100
	Tracy Lampley, Southern Miss, Sept. 1, 2012	100
	Rodney Smith, at Minnesota, Nov. 11, 2017	100
5.	Dick Graham, Oklahoma St., Oct. 24, 1970	98
	Howard Ballage, Colorado, Oct. 22, 1977	98
	James Norris, Western Illinois, Sept. 4, 2004	98
	Brandon Banks, at Kansas State, Nov. 15, 2008	98
	Adoree Jackson, vs. USC, Dec. 27, 2014	98
	Aron Cruikshank, at Rutgers, Dec. 18, 2020	98

**Bowl Game Record**

Adoree Jackson, vs. USC, Dec. 27, 2014, Holiday Bowl	98
--	----

**Most Field Goals Against Nebraska**

<b>Rk.</b>	<b>NU Opponent, Date (FGA)</b>	<b>FGM</b>
1.	Brian Franco, Penn St., Sept. 26, 1981 (5)	5
	Bruce Kallmeyer, Kansas, Oct. 31, 1981 (5)	5
	Michael Badgley, at Miami, Sept. 19, 2015 (5)	5
4.	Mark Zetterberg, at Colorado, Oct. 9, 1976 (4)	4
	Bill Capece, Florida St., Oct. 4, 1980 (4)	4
	Jeff Jacke, Missouri, Oct. 29, 1988 (4)	4
	Ty Stewart, at Iowa St., Nov. 14, 1992 (5)	4
	Jeremy Aldrich, Colorado, Nov. 29, 1996 (4)	4
	Mason Crosby, Colorado, Nov. 26, 2004 (4)	4
	Dustin Keys, Virginia Tech, Sept. 27, 2008 (4)	4
	Marshall Morgan, Georgia (Gator Bowl), Jan. 1, 2014 (4)	4
	Keith Duncan, at Iowa, Nov. 27, 2020 (5)	4
	Jake Moody, Michigan, Oct. 9, 2021 (4)	4
	Noah Ruggles, Ohio State, Nov. 6, 2021 (4)	4
	Caleb Shudak, Iowa, Nov. 27, 2021 (4)	4

**Bowl Game Record**

Scott Bentley, vs. Florida St., Jan. 1, 1994	4
Orange Bowl (5)	
Marshall Morgan, vs. Georgia, Jan. 1, 2014	4
Gator Bowl (4)	

**Longest Field Goals Against Nebraska**

<b>Rk.</b>	<b>NU Opponent, Date</b>	<b>Yards</b>
1.	Mark Porter, at Kansas St., Oct. 22, 1988	61
2.	Dave DeLine, at Colorado, Oct. 25, 1986	57
	Grant Mahoney, at Iowa State, Nov. 6, 2010	57
4.	Jeff Wolfert, Missouri, Nov. 4, 2006	54
5.	Jeff Snodgrass, at Kansas State, Oct. 14, 2006	53
	Drew Stevens, at Iowa, Nov. 29, 2024	53

7.	Al Del Greco, Auburn, Oct. 3, 1981	52
	Grant Mahoney, Iowa State, Oct. 24, 2009	52
	Brendan Gibbons, Michigan, Oct. 27, 2012	52
10.	Abby Daigle, at Oklahoma St., Oct. 27, 1973	51
	Chris Dennis, Miami, Oct. 2, 1976	51
	Kris Thompson, at Kansas St., Oct. 8, 1977	51
	Brad Burditt, Missouri, Oct. 23, 1982	51
	Jeff Jacke, Missouri, Oct. 29, 1988	51
	Jamie Rheem, at Kansas St., Oct. 5, 1996	51
	Fred Waczewski, Central Florida, Sept. 13, 1997	51
	Sam Swank, Wake Forest, Sept. 10, 2005	51
	Caleb Shudak, Iowa, Nov. 27, 2021	51

**Bowl Game Record**

Juan Bentanzos, vs. LSU, Jan. 1, 1983, Orange Bowl	49
--	----

**Longest Punts Against Nebraska**

<b>Rk.</b>	<b>NU Opponent, Date</b>	<b>Yards</b>
1.	Don Birdsey, Kansas St., Nov. 8, 1980	93
2.	Todd Sauerbrun, vs. West Virginia, Aug. 28, 1994	90
3.	Chris Salani, at Michigan St., Sept. 9, 1995	83
4.	Kyle Vantrease, Buffalo, Sept. 11, 2021	81
5.	Doug Myers, at Iowa St., Nov. 13, 1982	80
	Judge Johnston, at Iowa St., Nov. 5, 1988	80
	Vince Sebo, Missouri, Oct. 24, 1998	80
8.	Mike Preacher, Oregon, Sept. 27, 1986	78
	Quinn Sharp, at Oklahoma St., Oct. 23, 2010	78
10.	Jonny Linehan, BYU, Sept. 5, 2015	77

**Bowl Game Record**

Chris Hogue, vs. Tennessee, Jan. 2, 1998, Orange Bowl	78
---	----

## Annual Team Offensive Statistics

Year	Games	First Downs	Total Off. Avg.	Total Off. Yards	Rush Avg.	Rush Yards	Pass Avg.	Pass Yards	Avg. Points
1946	9	8.4	192.8	1,735	131.4	1,183	61.3	552	14.0
1947	9	6.2	141.7	1,275	102.0	918	39.7	357	8.1
1948	10	10.3	222.9	2,229	100.6	1,006	122.3*	1,223	15.2
1949	9	9.3	225.4	2,029	153.1	1,378	72.3	651	13.8
1950	9	18.8	407.3 (9)	3,666	321.6 (3)	2,894	85.8	772	29.7
1951	10	12.0	232.1	2,321	128.7	1,287	103.4	1,034	12.1
1952	10	16.7	329.1	3,291	250.4 (12)	2,504	78.7	787	17.3
1953	10	12.7	239.7	2,397	162.5	1,625	77.2	772	11.9
1954	10	15.3	335.7	3,357	265.6 (10)	2,656	70.1	701	22.6
1955	10	13.1	237.9	2,379	163.2	1,632	74.7	747	12.7
1956	10	13.7	255.7	2,557	201.2	2,012	54.5	545	12.5
1957	10	11.3	195.3	1,953	152.5	1,525	42.8	428	6.7
1958	10	9.0	154.8	1,548	113.5	1,442	41.3	1,135	7.1
1959	10	11.6	187.5	1,875	148.0	1,480	39.5	395	10.8
1960	10	9.6	181.2	1,812	149.1	1,491	32.1	321	9.5
1961	10	10.6	205.5	2,055	140.4	1,404	65.1	651	11.9
1962	10	18.7	347.5 (11)	3,475	245.5 (9)	2,455	102.0	1,020	25.7 (12)
1963	10	18.5	347.4* (8)	3,474	262.4* (1)	2,624	85.0	850	26.0* (5)
1964	10	18.6	348.5* (6)	3,485	226.5 (6)	2,265	122.0*	1,220	24.9* (7)
1965	10	20.4	404.0* (2)	4,040	290.0* (1)	2,900	114.0	1,140	32.1* (2)
1966	10	18.8	318.8*	3,188	192.4*	1,984	120.4	1,204	21.6
1967	10	17.2	317.1	3,171	162.5	1,625	154.7*	1,547	12.7
1968	10	16.3	279.2	2,792	150.2	1,502	129.0	1,290	15.5
1969	10	21.1	371.8	3,718	172.3	2,088	199.5	1,995	20.9
1970	11	22.8	421.3 (11)	4,634	232.2	2,554	189.1	2,080	37.2* (2)
1971	12	23.3	437.7 (8)	5,252	258.3	3,100	179.3*	2,152	39.1 (3)
1972	11	24.1	441.5 (3)	4,857	220.5	2,426	221.0* (8)	2,431	41.9* (2)
1973	11	20.5	396.0	4,356	225.4	2,479	170.6	1,877	26.1
1974	11	21.7	412.0 (7)	4,514	259.8	2,840	152.2*	1,674	32.7 (6)
1975	11	23.0	406.2 (13)	4,468	247.8	2,726	158.4	1,742	32.1* (6)
1976	12	21.4	407.8 (10)	4,894	219.8	2,638	188.0*	2,256	32.4 (5)
1977	11	21.5	415.4* (13)	4,569	302.5 (7)	3,328	112.8	1,241	26.7
1978	11	25.6	501.4* (1)	5,519	337.7 (2)	3,719	163.6	1,800	38.2 (2)
1979	11	24.9	464.8* (5)	5,113	345.1 (3)	3,796	119.7	1,317	33.3 (7)
1980	11	26.6	506.9* (2)	5,576	378.3* (1)	4,161	128.6	1,415	39.9* (2)
1981	11	22.7	437.5* (6)	4,812	330.5 (2)	3,635	107.0	1,177	31.7* (8)
1982	12	27.4	518.6* (1)	6,223	394.3* (1)	4,732	124.3	1,491	41.1* (1)
1983	12	26.5	546.7* (2)	6,560	401.7* (1)	4,820	145.0	1,740	52.0* (1)
1984	11	22.3	427.5* (12)	4,703	311.1* (3)	3,422	116.5	1,281	32.6* (6)
1985	11	21.6	472.5* (2)	5,197	374.3* (1)	4,117	98.2	1,080	36.2* (5)
1986	11	22.5	403.1	4,434	305.5 (2)	3,360	97.6	1,074	37.8 (3)
1987	11	24.2	489.0 (2)	5,379	373.5 (3)	4,108	115.5	1,271	38.5 (3)
1988	12	24.3	477.9 (7)	5,735	382.3* (1)	4,588	95.6	1,147	39.5 (6)
1989	11	24.7	513.3* (3)	5,646	375.3* (1)	4,128	138.0	1,518	44.7* (2)
1990	11	22.3	444.4* (13)	4,888	340.0* (2)	3,740	104.4	1,148	37.5* (6)
1991	11	24.6	506.5* (3)	5,571	353.2* (1)	3,885	153.3	1,686	41.3* (3)
1992	11	22.2	438.2 (11)	4,820	328.2* (1)	3,610	110.0	1,210	38.8* (2)
1993	11	21.7	425.0 (23)	4,675	287.9* (3)	3,167	137.1	1,508	38.3* (5)
1994	12	24.4	477.8 (5)	5,734	340.0* (1)	4,080	137.8	1,654	36.3* (6)
1995	11	27.1	556.3* (2)	6,119	399.8* (1)	4,398	156.5	1,721	52.4* (1)
1996	12	22.8	422.4	5,069	291.9* (4)	3,503	130.5	1,566	42.7* (4)
1997	12	26.0	513.7* (1)	6,164	392.6* (1)	4,711	121.1	1,453	47.1* (1)
1998	12	21.3	384.9	4,619	253.8* (6)	3,045	131.2	1,574	31.9 (12)
1999	12	18.6	392.2	4,706	265.9 (4)	3,191	126.3	1,515	34.3 (12)
2000	11	22.9	459.9* (6)	5,059	349.3* (1)	3,842	110.6	1,217	41.5* (4)
2001	12	22.4	451.2* (12)	5,414	314.7* (1)	3,776	136.5	1,638	37.4 (7)
2002	14	18.7	373.1* (4)	5,224	268.7 (4)	3,762	104.4	1,462	27.4
2003	13	18.2	345.0	4,485	235.6 (7)	3,063	109.4	1,422	24.8
2004	11	17.6	363.2	3,995	176.3	1,939	186.9	2,056	25.0
2005	12	18.4	320.3	3,844	96.0	1,152	224.3	2,692	24.7
2006	14	20.4	414.6 (14)	5,804	170.5	2,387	244.1	3,417	30.6
2007	12	24.3	468.2 (9)	5,619	144.4	1,733	323.8 (7)	3,886	33.4
2008	13	22.7	450.8 (12)	5,860	169.8	2,207	281.0 (15)	3,653	35.4
2009	14	16.1	322.8	4,519	147.1	2,059	175.7	2,460	25.1
2010	14	18.1	398.1	5,574	247.6* (9)	3,466	150.6	2,108	30.9
2011	13	20.4	379.9	4,939	217.2 (15)	2,824	162.7	2,115	29.2
2012	14	23.6	460.8*	6,451	253.4* (8)	3,547	207.4	2,904	34.8
2013	13	22.2	412.4	5,361	215.7	2,804	196.7	2,557	31.9
2014	13	22.3	452.3	5,880	240.2	3,123	212.1	2,757	37.8 (12)
2015	13	22.8	446.9	5,810	180.0	2,340	266.9	3,470	32.8
2016	13	20.5	380.8	4,951	169.2	2,199	211.7	2,752	26.5
2017	12	19.7	385.0	4,620	107.5	1,290	277.5	3,330	25.8
2018	12	23.2	456.2	5,474	209.0	2,508	247.2	2,966	30.0
2019	12	20.8	415.8	4,990	203.3	2,439	212.6	2,551	28.0
2020	8	21.4	391.5	3,132	201.4	1,855	190.1	1,521	23.1
2021	12	21.7	447.6	5,371	181.2	2,174	266.4	3,197	27.9
2022	12	18.1	344.2	4,130	123.3	1,480	220.8	2,650	22.6
2023	12	16.5	312.8	3,753	176.8	2,122	135.9	1,631	18.0
2024	13	21.8	359.0	4,667	130.6	1,698	228.4	2,969	23.5

# Annual Team Offensive Statistics

Year	Total Points	Tds	FGM-FGA	NU Punt Avg.	NU Net Punt Avg.	PR Avg.	KOR Avg.	Fumbles Fum.	Lost	INT	Tot. Tos	NU Margin	NU Pen./Yds.
1946	126	19	0-0	34.6	29.9	12.6	16.6	19	10	11	21	+9	54/440
1947	73	11	0-0	39.2	31.7	10.0	15.9	27	14	16	30	-8	49/428
1948	152	21	0-0	34.8	32.2	12.6	18.2	26	14	14	28	+6	73/585
1949	124	19	0-0	32.4	27.4	15.6 (13)	20.8	18	9	10	19	+15	79/550
1950	265	40	0-0	36.3	31.9	10.9	18.9	23	11	7	18	+12	49/365
1951	121	18	0-0	36.2	30.8	10.2	19.6	31	18	19	37	-5	67/419
1952	173	25	1-1	35.7	30.5	11.6	23.5 (5)	34	18	14	32	-3	56/559
1953	119	17	2-2	30.3	26.2	7.6	15.8	24	18	6	24	+5	35/250
1954	226	34	1-1	36.7	32.0	10.3	19.0	45	26	10	36	-3	50/499
1955	127	18	3-3	35.0	29.1	7.4	16.6	34	19	9	28	even	54/396
1956	125	18	2-2	36.1	30.4	12.6	18.4	38	21	11	32	even	36/368
1957	67	10	1-1	36.6	29.7	7.7	17.7	42	18	18	36	-2	36/255
1958	71	10	1-1	38.2 (12)	35.1	14.0 (8)	20.5	33	13	12	25	-4	48/378
1959	108	15	3-3	35.5	32.7	11.2	19.7	26	14	12	26	-2	36/321
1960	95	13	2-2	37.6	36.0	17.4 (3)	18.8	31	18	8	26	-3	33/324
1961	119	17	3-3	38.2	35.1	7.7	14.8	21	10	6	16	+12	44/473
1962	257	37	0-0	36.2	32.7	7.8	20.0	32	15	10	25	-6	49/428
1963	260	36	3-3	33.3	NA	7.9	15.9	31	15	7	22	+6	50/480
1964	249	36	0-1	33.3	29.2	8.7	22.3	26	10	13	23	-1	56/532
1965	321	45	3-6	34.9	30.5	13.4	20.2	30	13	12	25	+8	55/496
1966	216	30	5-8	38.5	35.4	10.8	18.9	29	18	9	27	+5	45/429
1967	127	16	6-11	35.1	35.4	7.6	17.7	46	25	15	40	-18	42/475
1968	155	20	6-12	36.8	34.7	8.1	17.4	33	20	11	31	-10	46/428
1969	209	27	7-23	37.3	32.5	8.6	18.4	32	16	13	29	+6	44/327
1970	411	55	8-13	38.7	35.9	12.2	22.0	29	18	10	28	+17	72/683
1971	469	65	5-10	36.9	35.2	15.6 (4)	21.9	21	15	6	21	+26	60/634
1972	461	64	6-14	39.5	35.7	15.7 (2)	19.1	26	20	20	40	-4	45/442
1973	287	39	7-12	40.3	36.6	10.4	17.6	29	16	15	31	+1	51/497
1974	360	49	6-14	37.1	36.9	10.4	18.7	34	18	11	29	+6	39/359
1975	353	46	11-18	39.9 (9)	39.3	7.4	22.3	29	15	5	20	+14	60/620
1976	389	52	11-18	40.8 (11)	39.6	7.0	20.1	34	26	13	39	+4	56/579
1977	294	37	12-18	41.1	38.6	6.8	17.6	29	20	9	29	+1	57/558
1978	421	56	10-18	39.2	37.1	13.0 (4)	18.7	34	20	8	28	+6	55/554
1979	366	48	12-16	39.2	37.8	5.7	20.9	33	21	8	29	+1	62/633
1980	435	60	5-10	35.7	34.1	8.1	24.6 (7)	44	21	6	27	+8	59/603
1981	349	45	11-19	42.6 (6)	40.7	11.9 (6)	22.5 (12)	43	24	11	35	+7	58/567
1982	493	68	8-13	37.1	34.8	15.5 (2)	20.5	34	18	4	22	+9	64/539
1983	624	89	3-4	40.6	38.9	9.6	18.8	44	15	6	21	+15	63/561
1984	359	49	5-12	40.3	38.4	12.3 (4)	23.3 (6)	43	24	9	33	-5	55/503
1985	398	50	15-24	41.7 (9)	39.9	8.4	26.4 (2)	42	20	11	31	+6	32/278
1986	416	55	10-13	39.7	37.5	14.6 (2)	19.5	33	17	10	27	+1	76/657
1987	423	58	6-8	37.6	34.7	11.4 (13)	20.6	32	19	11	30	even	73/616
1988	474	64	9-13	40.6	36.5	11.3 (9)	20.0	25	12	9	21	+4	82/702
1989	492	65	10-13	38.5	32.5	11.9	19.7	32	14	3	17	+14	71/634
1990	413	53	14-19	40.4 (9)	38.2	13.6 (8)	27.8* (1)	29	13	12	25	+8	49/458
1991	454	61	11-18	41.0	34.9	8.6	19.7	16	9	8	17	+14	53/455
1992	427	58	7-10	43.2	41.7* (1)	11.4	20.7	20	5	7	12	+18	74/612
1993	421	58	6-11	41.2	39.3 (6)	9.1	20.5	17	10	6	16	+3	59/494
1994	435	59	7-14	42.6	41.2 (2)	8.6	22.8 (13)	27	13	7	20	+1	76/670
1995	574	77	13-16	38.6	38.1 (17)	11.0	21.0	28	9	6	15	+13	47/434
1996	512	68	12-19	43.9	41.0 (8)	10.6	25.2* (6)	37	19	3	22	+11	71/623
1997	565	73	18-21	37.5	35.2 (14)	11.8	24.3 (7)	36	17	4	21	+3	57/498
1998	383	49	14-21	43.8	39.4 (7)	11.5	21.0	27	13	5	18	+9	61/536
1999	411	52	14-20	43.6	39.4	10.9	18.4	49	25	5	30	+5	63/566
2000	456	63	5-10	41.3	34.5	11.0	16.7	26	9	8	17	+2	71/622
2001	449	60	12-17	41.1	37.0	13.1 (14)	25.2 (8)	24	14	11	25	+1	69/674
2002	383	48	16-20	42.1	38.2 (5)	16.3 (5)	22.3	30	12	12	24	-3	85/784
2003	322	40	15-24	44.3	40.1* (9)	9.7	24.3	30	14	10	24	+23*	89/710
2004	275	37	6-12	40.7	38.4	5.8	19.7	25	10	23	33	-12	75/561
2005	296	34	19-23	45.9	39.8* (2)	12.9	19.7	27	11	13	24	-2	89/693
2006	428	59	5-7	39.1	37.2	8.2	17.4	25	17	8	25	even	74/614
2007	401	53	9-9	40.3	36.3	8.2	21.9	19	11	17	28	-17	77/589
2008	460	58	18-21	38.5	32.1	12.1	21.8	31	17	11	28	-11	94/800
2009	352	40	24-28	41.2	34.7	11.6	24.1	21	11	12	23	+5	100/894
2010	432	48	18-19	43.2	37.7	12.9* (14)	22.9	45	16	8	24	-1	109/993
2011	379	46	19-23	44.5 (10)	38.3	7.7	25.5 (9)	32	11	8	19	-1	86/688
2012	487	61	20-27	41.2	35.4	9.3	21.6	35	22	13	35	-12	88/847
2013	415	54	13-14	41.6	37.9	3.0	22.8	32	16	13	29	-11	76/665
2014	491	64	15-22	41.1	37.3	15.9* (5)	20.8	27	13	12	25	-2	75/655
2015	427	52	21-27	43.6	39.4	10.4	17.6	11	6	21	27	-12	94/829
2016	345	44	12-15	38.3	33.6	7.3	21.5	16	5	9	14	+5	75/695
2017	309	39	12-14	42.1	38.9	6.2	22.6	12	2	17	19	-7	75/728
2018	360	45	14-18	42.0	37.0	9.4	15.8	28	11	11	22	-2	92/850
2019	336	43	12-20	40.9	39.4	8.0	18.1	27	12	9	21	even	61/518
2020	185	21	13-15	39.7	34.7	13.3	18.3	22	9	9	18	-11	54/485
2021	335	45	8-16	40.3	35.5	2.7	15.6	16	7	11	18	-5	63/540
2022	271	35	9-12	43.5	39.0	15.4	17.1	14	6	13	19	-3	65/510
2023	216	27	9-15	40.6	37.2	3.0	22.3	31	15	16	31	-17	61/513
2024	306	38	13-19	41.0	35.7	4.9	18.6	17	7	12	19	-2	81/691

# Annual Team Defensive Statistics

Year	Games	First Downs	Opp. Total Off. Avg.	Opp. Total Off. Yards	Opp. Rush Avg.	Opp. Rush Yards	Opp. Pass Avg.	Opp. Pass Yards	Opp. Avg. Pts.	Opp. Points	Opp. TD	Opp. FGM-FGA
1946	9	11.6	266.1	2,395	177.0	1,593	89.1*	802	17.9	161	24	0-0
1947	9	15.3	316.7	2,850	198.7	1,788	118.0	1,062	21.2	191	28	0-0
1948	10	14.7	379.5	3,795	238.4	2,384	141.1	1,411	30.3	303	41	0-0
1949	9	11.1	266.3	2,397	200.2	1,802	66.1	595	19.1	172	27	0-0
1950	9	16.4	365.2	3,287	236.8	2,131	128.4	1,156	24.1	217	32	0-0
1951	10	16.7	361.7	3,617	225.5	2,255	136.2	1,362	25.9	259	38	1-1
1952	10	12.4	249.1	2,491	143.2	1,432	105.9	1,059	12.3	123	17	3-3
1953	10	16.0	304.9	3,049	232.2	2,322	72.7	727	18.4	184	26	1-1
1954	10	15.5	281.2	2,812	199.0	1,990	82.2	822	16.8	168	25	0-0
1955	10	15.4	278.5	2,785	233.6	2,336	44.9* (11)	449	17.6	176	26	0-0
1956	10	17.4	347.3	3,473	271.1	2,711	76.2	762	20.6	206	30	1-1
1957	10	20.5	359.3	3,593	278.7	2,787	80.6	806	24.3	243	36	0-0
1958	10	18.9	350.5	3,505	276.0	2,760	74.5 (14)	745	23.5	235	33	2-2
1959	10	14.9	273.1	2,731	187.5	1,875	85.6	856	16.0	160	21	5-6
1960	10	14.2	260.6	2,606	194.2	1,942	66.4	664	16.4	164	23	4-4
1961	10	14.7	266.4	2,664	186.4	1,864	80.0	800	13.5	135	19	4-4
1962	10	11.8	219.3	2,193	127.5	1,275	91.8	918	12.7	127	18	1-1
1963	10	11.8	212.0	2,121	99.9* (11)	999	112.1	1,121	10.7	107	15	5-5
1964	10	8.9	167.0* (2)	1,670	100.5* (15)	1,005	66.5* (3)	665	7.5 (10)	75	10	2-4
1965	10	11.2	202.8* (8)	2,028	109.2*	1,092	93.6 (14)	936	9.0 (9)	90	11	5-7
1966	10	12.6	228.0*	2,280	99.6*	996	128.4	1,284	8.4	84	11	4-5
1967	10	9.7	157.6* (1)	1,576	67.5* (4)	675	90.1* (1)	901	8.3 (3)	83	10	4-9
1968	10	14.7	259.4	2,594	136.8	1,368	122.6 (8)	1,226	16.1	161	22	4-10
1969	10	15.2	253.3*	2,533	130.4	1,304	122.9*	1,229	11.3	113	14	5-10
1970	11	16.0	306.1	3,367	148.3*	1,631	157.8	1,736	16.1	177	25	3-7
1971	12	12.8	202.9* (5)	2,435	85.9* (2)	1,031	117.0*	1,404	8.2 (3)	98	13	3-5
1972	11	11.3	217.4* (4)	2,391	108.5 (8)	1,193	108.9*	1,198	8.3 (4)	91	11	5-10
1973	11	11.7	245.8 (13)	2,704	205.9	2,265	39.9* (1)	439	14.5	160	21	6-11
1974	11	13.5	263.5	2,898	165.1	1,816	98.4	1,082	11.1 (8)	122	17	1-7
1975	11	11.4	224.1* (8)	2,465	137.7* (15)	1,515	86.4*	950	10.9	140	15	3-8
1976	12	13.1	262.3*	3,148	163.8	1,966	98.5	1,182	13.1	157	16	16-23
1977	11	16.9	301.5	3,317	207.3	2,280	94.3* (7)	1,037	16.6	183	22	9-16
1978	11	15.2	288.8	3,177	150.6*	1,657	138.2	1,520	16.8	185	26	2-6
1979	11	12.3	216.6* (5)	2,383	93.1* (2)	1,024	123.5	1,359	10.4 (9)	114	15	4-10
1980	11	13.9	210.7* (3)	2,318	88.0* (3)	968	122.7	1,350	8.5 (2)	93	11	8-9
1981	11	14.0	240.5* (6)	2,645	140.4	1,544	100.1* (1)	1,101	9.6 (4)	103	9	13-20
1982	12	16.6	290.6 (14)	3,487	125.5*	1,506	165.1	1,981	12.3 (5)	147	17	10-20
1983	12	19.7	368.3	4,420	149.4	1,793	218.9	2,627	15.5	186	22	10-15
1984	11	11.8	203.3* (1)	2,236	78.8 (4)	867	124.5* (5)	1,369	9.5* (1)	105	13	5-9
1985	11	15.2	279.1 (6)	3,070	121.2 (15)	1,333	157.9	1,737	12.4 (9)	136	16	8-10
1986	11	13.2	235.6 (2)	2,592	95.7 (9)	1,053	139.9 (11)	1,539	13.6 (7)	150	18	8-11
1987	11	15.6	264.7 (8)	2,912	107.0 (9)	1,177	157.7	1,735	12.1 (6)	133	15	8-15
1988	12	14.5	262.8* (7)	3,153	127.9*	1,535	134.8* (6)	1,618	15.2 (13)	182	21	13-15
1989	11	16.2	274.1* (8)	3,015	111.3*	1,224	162.8	1,791	15.8	174	21	9-11
1990	11	14.5	263.5* (7)	2,898	132.5	1,457	131.0* (11)	1,441	13.4 (7)	147	17	9-15
1991	11	19.0	342.9	3,772	137.8	1,516	205.1	2,256	18.9	208	25	11-14
1992	11	16.6	309.6	3,405	138.1	1,519	171.5	1,886	15.6 (137)	172	19	12-16
1993	11	16.1	307.6* (12)	3,384	143.7*	1,581	163.9* (12)	1,803	16.0* (137)	176	22	8-17
1994	12	14.7	258.8* (4)	3,106	79.3* (4)	951	179.6 (10)	2,155	12.1* (2)	145	18	7-11
1995	11	15.4	294.1 (13)	3,235	78.4* (2)	862	215.7	2,373	13.6 (4)	150	21	2-3
1996	12	14.8	255.4* (7)	3,065	83.8* (5)	1,006	171.6 (7)	2,059	12.8* (5)	153	16	12-17
1997	12	13.0	257.3 (5)	3,088	73.4* (3)	881	183.9	2,207	16.4 (12)	197	27	4-7
1998	12	16.6	313.7	3,764	116.8	1,402	196.8	2,362	15.3 (11)	183	24	6-8
1999	12	13.4	252.3 (4)	3,027	77.1 (6)	925	175.2 (2)	2,102	12.5 (3)	150	19	6-15
2000	11	16.6	322.0	3,540	113.7	1,249	208.3 (7)	2,291	19.4	213	26	11-18
2001	12	16.2	287.2 (8)	3,446	116.9	1,403	170.2* (2)	2,043	15.8 (6)	189	24	7-11
2002	14	19.4	361.9	5,067	146.6	2,053	215.3	3,014	23.9	335	41	17-21
2003	13	16.8	297.2 (11)	3,863	119.3	1,551	177.8* (1)	2,312	14.5* (2)	188	24	8-12
2004	11	19.0	371.6	4,088	104.0 (11)	1,144	267.6	2,944	27.1	298	35	18-23
2005	12	18.1	332.2	3,986	124.2	1,491	207.9 (10)	2,495	21.0	252	30	13-25
2006	14	16.9	331.9	4,646	116.6	1,632	215.3	3,014	18.3	256	32	12-17
2007	12	24.9	476.8	5,722	232.2	2,786	244.7	2,936	37.9	455	60	14-18
2008	13	17.5	349.8	4,548	116.5	1,514	233.4	3,034	28.5	371	49	10-17
2009	14	16.3	272.0	3,808	93.1 (9)	1,304	178.9* (1)	2,504	10.4* (1)	146	16	12-24
2010	14	17.0	306.8 (11)	4,295	153.1	2,144	153.1* (5)	2,151	17.4 (9)	243	26	20-27
2011	13	18.8	350.7	4,559	158.5	2,060	192.2	2,499	23.4	304	40	8-15
2012	14	18.1	360.6	5,049	192.5	2,695	168.1	2,354	27.6	386	49	13-23
2013	13	20.1	370.8	4,820	156.2	2,030	214.6	2,790	24.8	323	38	19-25
2014	13	18.9	383.7	4,988	177.8	2,312	205.8	2,676	26.4	343	44	11-16
2015	13	18.9	400.4	5,205	109.8	1,428	290.5	3,777	27.8	362	45	16-24
2016	13	17.8	363.7	4,728	147.8	1,922	215.8	2,806	23.9	311	40	12-17
2017	12	23.5	432.2	5,234	214.8	2,577	221.4	2,657	36.4	437	58	10-13
2018	12	20.3	433.5	5,202	195.8	2,349	237.8	2,853	31.3	375	47	15-20
2019	12	19.9	388.8	4,666	188.1	2,581	200.8	2,409	27.8	333	41	15-16
2020	8	20.8	386.5	3,092	169.5	1,356	217.0	1,736	29.4	235	27	15-18
2021	12	19.3	366.0	4,370	146.9	1,763	219.1	2,629	22.7	272	31	16-27
2022	12	23.0	414.4	4,973	189.1	2,269	225.3	2,704	27.6	331	31	16-21
2023	12	18.3	303.5	3,642	92.9	1,115	210.6	2,527	18.3	219	24	17-24
2024	13	16.5	317.9	4,133	101.2	1,316	216.7	2,817	19.5	253	32	9-18

# Annual Team Defensive Statistics

Year	Opp. PR	Opp. KOR	Opp. Punt	Opp. Pen./Yds.	NU Sacks/Yds.	NU TFL/Yds.	NU PBU	Opponent Turnovers			Tot. TOs	NU Margin	Opp. Sacks/Yds
	Avg.	Avg.	Avg.					Fum.	Lost	Int.			
1946	10.3	16.2	35.3	45/373					22	8	30	+9	
1947	11.7	17.0	33.6	56/450					14	8	22	-8	
1948	13.4	18.2	34.3	78/724					23	11	34	+6	
1949	11.2	13.1	36.4	69/512					16	18	34	+15	
1950	9.0	16.3	38.6	54/455					19	11	30	+12	
1951	12.2	19.0	36.9	69/599					16	16	32	-5	
1952	10.0	20.5	33.9	46/386				28	17	12	29	-3	
1953	8.1	17.4	33.5	46/407				39	19	10	29	+5	
1954	8.7	17.6	36.1	50/487				45	25	8	33	-3	
1955	9.6	19.1	34.8	52/470				44	18	10	28	even	
1956	10.8	10.8	32.1	54/494				38	25	7	32	even	
1957	10.5	18.4	35.4	54/530				42	21	13	34	-2	
1958	4.5	21.9	37.9	56/514				32	15	6	21	-4	
1959	6.5	19.2	33.6	54/453				38	15	9	24	-2	
1960	4.1	18.1	37.5	44/397				31	16	7	23	-3	
1961	7.4	17.4	35.4	37/295				35	22	6	28	+12	
1962	9.6	19.1	33.1	39/291				21	10	9	19	-6	
1963	5.0	18.6	37.8	33/260				28	14	14	28	+6	
1964	12.9	15.8	33.9	53/410			10	25	15	7	22	-1	
1965	11.0	16.2	38.4	40/343			31	24	15	18	33	+8	
1966	7.8	20.1	36.3	43/389			43	28	14	18	32	+5	
1967	9.8	17.7	36.8	36/380			22	18	11	11	22	-18	
1968	5.3	16.6	41.3	57/629		59/266	35	21	13	8	21	-10	
1969	10.6	19.2	39.8	52/506		73/394	24	24	14	21	35	+6	
1970	7.5	24.6	39.3	60/555		64/330	43	23	15	30	45	+17	
1971	6.3	17.5	38.8	58/501		87/391	36	36	20	27	47	+26	
1972	8.0	17.3	32.5	42/507		57/285	42	35	24	12	36	-4	
1973	6.6	21.2	38.0	45/382		50/236	34	31	17	15	32	+1	
1974	2.8	15.7	36.3	51/456		60/255	20	35	20	15	35	+6	
1975	2.2	17.9	40.1	53/498		89/299	28	39	22	12	34	+14	
1976	4.5	16.3	37.4	63/605		83/409	25	48	30	13	43	+4	
1977	6.4	18.2	36.2	42/345		57/211	30	28	13	17	30	+1	
1978	6.9	19.6	39.4	58/551		56/205	42	40	21	13	34	+6	
1979	7.0	17.2	39.8	51/490		77/423	23	28	13	17	30	+1	
1980	5.6	17.9	42.2	42/383		95/597	29	40	21	14	35	+8	
1981	8.4	14.0	42.7	42/347	41/326	53/139	27	41	23	19	42	+7	
1982	7.5	16.1	44.4	54/425	29/226	48/115	41	24	15	16	31	+9	10/55
1983	3.8	17.1	39.6	63/525	34/235	84/361	40	34	15	21	36	+15	10/71
1984	5.4	16.5	41.2	48/420	44/325	44/325	56	18	12	16	28	-5	16/110
1985	6.3	15.3	40.7	53/384	49/383	82/473	51	36	17	20	37	+6	15/86
1986	4.6	17.3	40.6	77/624	40/280	99/491	36	32	14	14	28	+1	12/98
1987	6.9	17.6	38.1	79/465	37/260	78/365	57	31	13	17	30	even	15/91
1988	8.9	16.1	38.9	67/530	38/243	32/390	45	28	9	16	25	+4	12/75
1989	16.9	16.9	40.2	76/565	39/244	89/441	41	35	14	17	31	+14	7/50
1990	6.2	16.8	38.6	60/509	42/269	100/446	44	36	19	14	33	+8	5/23
1991	12.3	18.3	35.0	57/488	34/231	73/349	42	32	15	16	31	+14	15/80
1992	4.1	18.9	39.7	53/446	35/236	81/364	39	27	14	16	30	+18	9/68
1993	5.2	19.9	39.2	76/633	44/294	91/389	75	16	9	10	19	+3	12/73
1994	2.9	18.2	41.4	60/475	43/263	91/401	46	18	4	17	21	+1	6/54
1995	2.4	16.3	40.8	80/656	32/231	90/378	48	23	8	20	28	+13	0/0
1996	5.1	16.9	38.9	76/598	47/304	127/497	58	27	10	23	33	+11	10/66
1997	6.3	20.7	34.2	81/614	44/313	109/464	56	25	12	12	24	+3	4/26
1998	10.4	19.9	34.6	103/830	33/233	105/385	58	30	13	14	27	+9	20/146
1999	8.5	21.4	39.0	76/592	53/395	112/530	58	30	17	18	35	+5	17/103
2000	12.6	21.7	37.2	83/654	25/145	88/285	90	14	5	14	19	+2	10/75
2001	8.1	16.8	40.5	79/601	39/328	106/499	65	20	7	19	26	+1	7/53
2002	9.4	18.1	39.4	90/676	32/231	126/375	63	23	8	13	21	-3	26/188
2003	10.9	22.4	40.7	82/669	27/211	96/350	69	26	15*	32* (1)	47* (2)	+23* (1)	17/127
2004	6.0	24.7	39.6	91/678	25/164	112/305	68	19	7	14	21	-12	16/117
2005	8.8	18.3	42.8	85/719	50/381	140/573	76	31	9	13	22	-2	38/253
2006	4.1	18.0	40.2	77/583	31/238	105/386	49	32	13	12	25	even	30/206
2007	6.5	21.2	40.7	73/597	13/94	74/245	52	15	3	8	11	-17	18/115
2008	9.5	23.9	38.5	64/477	35/269	98/378	58	17	5	12	17	-11	21/128
2009	11.8	19.4	41.4	84/678	44/312	93/419	80	26	8	20	28	+5	19/121
2010	9.6	23.6	42.6	63/552	31/242	75/291	54	16	4	19	23	-1	29/195
2011	11.9	24.0	39.9	77/757	21/136	61/217	43	16	8	10	18	-1	21/99
2012	11.8	20.6	40.1	78/749	31/177	78/277	56	21	10	13	23	-12	35/250
2013	8.1	20.2	40.1	59/511	39/270	94/411	40	18	4	14	18	-11	17/140
2014	8.9	21.2	38.8	76/680	29/240	80/347	51	20	10	13	23	-2	22/129
2015	11.5	18.9	40.2	84/751	24/162	87/284	50	15	5	10	15	-12	14/143
2016	10.7	22.1	40.5	65/578	26/173	85/250	45	10	3	16	19	+5	15/135
2017	10.1	23.4	39.7	72/638	14/85	57/167	28	17	3	9	12	-7	24/173
2018	11.3	20.4	42.5	78/681	25/172	62/274	58	12	9	11	20	-2	28/196
2019	2.3	20.7	39.8	66/594	27/173	73/307	47	17	10	11	21	even	28/168
2020	12.2	22.6	39.6	39/357	13/100	53/179	26	13	2	5	7	-11	16/105
2021	9.1	25.3	44.2	61/552	20/148	59/235	43	11	3	10	13	-5	29/167
2022	9.4	18.0	40.0	68/638	21/165	60/222	43	14	7	9	16	-3	33/247
2023	7.6	18.2	42.8	71/631	32/213	76/326	49	16	5	9	14	-17	30/181
2024	12.3	21.7	42.0	80/813	30/186	81/295	42	14	6	11	17	-2	28/187

# Nebraska Annual Statistical Leaders

## Rushing Yards

Year	Leader	Att.	Yards	Avg.	TD
1946	Dick Hutton, HB	85	332	3.9	1
1947	Dale Adams, HB	50	249	5.0	1
1948	Cletus Fischer, HB	74	308	4.2	4
1949	Bill Mueller, HB	142	559	3.9	2
1950	Bobby Reynolds, HB (2)	193	1,342	7.0	19
1951	Bobby Reynolds, HB	87	424	4.9	1
1952	John Bordogna, QB	149	576	3.9	8
1953	Bob Smith, HB	136	704	5.2	5
1954	Willie Greenlaw, HB	56	427	7.6	3
1955	Rex Fischer, QB	133	599	4.5	3
1956	Jerry Brown, FB	129	690	5.3	5
1957	Jerry Brown, FB	97	398	4.1	1
1958	Larry Naviaux, HB	74	261	3.5	1
1959	Carroll Zaruba, HB	82	463	5.6	3
1960	Bill Thornton, FB	96	422	4.4	4
1961	Bill Thornton, HB	127	618	4.9	5
1962	Willie Ross, HB	89	431	4.8	3
1963	Rudy Johnson, HB	91	573	6.3	7
1964	Frank Solich, FB	87	444	5.1	3
1965	Harry Wilson, HB	120	672	5.6	5
1966	Harry Wilson, HB	138	635	4.6	3
1967	Dick Davis, FB	162	717	4.4	1
1968	Joe Orduna, HB	186	677	3.6	10
1969	Jeff Kinney, HB	177	546	3.1	9
1970	Joe Orduna, HB	187	834	4.5	14
1971	Jeff Kinney, HB	222	1,037	4.7	16
1972	Gary Dixon, IB	130	506	3.9	8
1973	Tony Davis, IB	254	1,008	4.0	12
1974	Monte Anthony, IB	109	587	5.4	6
1975	Monte Anthony, IB	161	723	4.5	7
1976	Rick Berns, IB	155	854	5.5	9
1977	I.M. Hipp, IB (11)	197	1,301	6.6	10
1978	I.M. Hipp, IB	173	936	5.4	7
1979	Jarvis Redwine, IB	148	1,042	7.0	8
1980	Jarvis Redwine, IB (5)	156	1,119	7.2	9
1981	Roger Craig, IB	173	1,060	6.1	6
1982	Mike Rozier, IB (4)	242	1,689	7.0	15
1983	Mike Rozier, IB (1)	275	2,148	7.8	29
1984	Doug DuBose, IB	156	1,040	6.7	8
1985	Doug DuBose, IB (9)	203	1,161	5.7	8
1986	Keith Jones, IB	161	830	5.2	14
1987	Keith Jones, IB (8)	170	1,232	7.2	13
1988	Ken Clark, IB (5)	232	1,497	6.5	12
1989	Ken Clark, IB (11)	198	1,196	6.0	12
1990	Leodis Flowers, IB (15)	149	940	6.3	9
1991	Derek Brown, IB (9)	230	1,313	5.7	14
1992	Calvin Jones, IB (14)	168	1,210	7.2	14
1993	Calvin Jones, IB (9)	185	1,043	5.6	12
1994	Lawrence Phillips, IB (3)	286	1,722	6.0	16
1995	Ahman Green, IB	141	1,086	7.7	13
1996	Ahman Green, IB	155	917	5.9	7
1997	Ahman Green, IB (2)	278	1,877	6.8	22
1998	Correll Buckhalter, IB	142	799	5.6	8
1999	Eric Crouch, QB	180	889	4.9	16
2000	Dan Alexander, IB	182	1,154	6.3	8
2001	Dahrran Diederick, QB (14)	233	1,299	5.6	15
2002	Jammal Lord, QB	251	1,412	5.6	8
2003	Jammal Lord, QB	215	948	4.4	10
2004	Cory Ross, IB	207	1,102	5.3	6
2005	Cory Ross, IB	225	882	3.9	5
2006	Brandon Jackson, IB	188	989	5.3	8
2007	Marlon Lucky, IB	206	1,019	4.9	9
2008	Roy Helu Jr., IB	125	803	6.4	7
2009	Roy Helu Jr., IB	220	1,147	5.2	10
2010	Roy Helu Jr., IB	188	1,245	6.6	11
2011	Rex Burkhead, IB	284	1,357	4.8	15
2012	Ameer Abdullah, IB	226	1,137	5.0	8
2013	Ameer Abdullah, IB (9)	281	1,690	6.0	9
2014	Ameer Abdullah, IB (12)	264	1,611	6.1	19
2015	Terrell Newby, IB	147	765	5.2	6
2016	Terrell Newby, IB	190	879	4.6	7
2017	Devine Ozigbo, IB	129	493	3.8	3
2018	Devine Ozigbo, RB	155	1,082	6.8	12
2019	Dedrick Mills, RB	143	745	5.2	10
2020	Adrian Martinez, QB	91	521	5.7	7
2021	Adrian Martinez, QB	133	525	3.9	13
2022	Anthony Grant, RB	218	915	4.2	6
2023	Heinrich Haarberg, QB	120	477	4.0	5
2024	Dante Dowdell, RB	143	614	4.3	12

## Passing Yards

Year	Leader	Att.	Comp.	Int.	Yards	TD
1946	Sam Vacanti	61	18	8	291	5
1947	Del Wiegand	53	13	10	176	2
1948	Kenny Fischer	31	20	3	296	1
1949	Fran Nagle	95	33	9	592	4
1950	Fran Nagle	95	46	5	697	9
1951	John Bordogna	74	31	6	431	4
1952	John Bordogna	81	30	9	532	1
1953	John Bordogna	116	52	5	655	1
1954	Don Enway	41	21	1	336	4
1955	Don Enway	58	21	4	312	1
1956	Roy Stinnett	22	12	4	171	1
1957	Roy Stinnett	22	8	10	140	0
1958	George Harshman	32	13	4	201	2
1959	Harry Tolly	53	19	7	200	4
1960	Pat Fischer	35	9	6	161	1
1961	Dennis Claridge	104	38	3	464	3
1962	Dennis Claridge	128	56	8	829	4
1963	Dennis Claridge	66	31	3	440	1
1964	Bob Churchich	102	54	8	893	7
1965	Fred Duda	110	46	11	632	6
1966	Bob Churchich	174	96	9	1,136	4
1967	Frank Patrick (12)	233	116	13	1,449	7
1968	Ernie Sigler	144	73	6	907	5
1969	Jerry Tagge	177	101	8	1,302	3
1970	Jerry Tagge	165	104	7	1,383	12
1971	Jerry Tagge	239	143	4	2,019	17
1972	Dave Humm	266	140	16	2,074	17
1973	Dave Humm	196	109	12	1,526	12
1974	Dave Humm	175	104	8	1,435	12
1975	Vince Ferragamo	134	79	4	1,153	12
1976	Vince Ferragamo (13)	254	145	9	2,071	20
1977	Randy Garcia	94	38	4	568	3
1978	Tom Sorley	174	102	7	1,571	12
1979	Tim Hager	90	46	4	680	6
1980	Jeff Quinn	157	96	6	1,337	14
1981	Turner Gill	91	47	4	619	9
1982	Turner Gill	166	90	3	1,182	11
1983	Turner Gill	170	94	4	1,516	14
1984	Craig Sundberg	84	53	6	740	4
1985	McCaithorn Clayton	78	28	7	602	3
1986	Steve Taylor	124	52	7	808	6
1987	Steve Taylor	123	57	9	902	13
1988	Steve Taylor	151	72	7	1,067	11
1989	Gerry Gdowski	136	71	2	1,326	19
1990	Mickey Joseph	78	34	6	624	11
1991	Keithen McCant (10)	168	97	8	1,454	13
1992	Tommie Frazier	100	44	1	727	10
1993	Tommie Frazier	162	77	4	1,159	12
1994	Brook Berringer	151	94	5	1,295	10
1995	Tommie Frazier	163	92	4	1,362	17
1996	Scott Frost	200	104	3	1,440	13
1997	Scott Frost	159	88	4	1,237	5
1998	Bobby Newcombe	79	50	1	712	1
1999	Eric Crouch	160	83	4	1,269	7
2000	Eric Crouch	156	75	7	1,101	11
2001	Eric Crouch	189	105	10	1,510	7
2002	Jammal Lord	204	95	12	1,362	12
2003	Jammal Lord	176	85	8	1,305	6
2004	Joe Dailey	310	153	19	2,025	17
2005	Zac Taylor	430	237	12	2,653	19
2006	Zac Taylor	391	233	8	3,197	26
2007	Sam Keller	325	205	10	2,422	14
2008	Joe Ganz (14)	420	285	11	3,568	25
2009	Zac Lee	302	177	10	2,143	14
2010	Taylor Martinez	196	116	7	1,631	10
2011	Taylor Martinez	288	162	8	2,089	13
2012	Taylor Martinez	368	228	12	2,871	23
2013	Tommy Armstrong Jr.	131	68	8	966	9
2014	Tommy Armstrong Jr.	345	184	12	2,695	22
2015	Tommy Armstrong Jr.	402	222	16	3,030	22
2016	Tommy Armstrong Jr.	294	151	8	2,180	14
2017	Tanner Lee	428	246	16	3,143	23
2018	Adrian Martinez	347	224	8	2,671	17
2019	Adrian Martinez	251	149	9	1,956	10
2020	Adrian Martinez	151	108	3	1,055	4
2021	Adrian Martinez	306	189	10	2,863	14
2022	Casey Thompson	274	173	10	2,407	17
2023	Heinrich Haarberg	157	77	7	967	7
2024	Dylan Raiola	410	275	11	2,819	13

## Total Offense Yards

Year	Leader	Rush	Pass	Total
1946	Dick Hutton, HB	332	0	332
1947	Dale Adams, HB	249	0	249
1948	Cletus Fischer, QB	308	129	437
1949	Bill Mueller, HB	559	0	559
1950	Bobby Reynolds, HB (14)	1,342	75	1,417
1951	Bobby Reynolds, HB	424	200	624
1952	John Bordogna, QB	576	532	1,108
1953	John Bordogna, QB	67	655	722
1954	Willie Greenlaw, HB	427	110	537
1955	Rex Fischer, QB	599	157	756
1956	Jerry Brown, FB	690	0	690
1957	Jerry Brown, FB	398	0	398
1958	Larry Naviaux, HB	261	60	321
1959	Carroll Zaruba, HB	463	0	463
1960	Pat Fischer, QB	381	161	542
1961	Bill Thornton, QB	618	0	618
1962	Dennis Claridge, QB	370	829	1,199
1963	Dennis Claridge, QB	179	440	619
1964	Bob Churchich, QB	152	893	1,045
1965	Fred Duda, QB	280	632	912
1966	Bob Churchich, QB	-58	1,136	1,078
1967	Frank Patrick, QB	-22	1,449	1,427
1968	Ernie Sigler, QB	-67	907	840
1969	Jerry Tagge, QB	152	1,302	1,454
1970	Jerry Tagge, QB	113	1,383	1,496
1971	Jerry Tagge, QB (10)	314	2,019	2,333
1972	Dave Humm, QB	-116	2,074	1,958
1973	Dave Humm, QB	-13	1,526	1,513
1974	Dave Humm, QB	121	1,435	1,556
1975	Vince Ferragamo, QB	31	1,153	1,184
1976	Vince Ferragamo, QB	15	2,071	2,086
1977	I.M. Hipp, IB	1,301	0	1,301
1978	Tom Sorley, QB	86	1,571	1,657
1979	Jarvis Redwine, IB	1,042	0	1,042
1980	Jeff Quinn, QB	348	1,337	1,685
1981	Roger Craig, IB	1,060	0	1,060
1982	Mike Rozier, IB	1,689	0	1,689
1983	Mike Rozier, IB	2,148	0	2,148
1984	Doug DuBose, IB	1,040	0	1,040
1985	Doug DuBose, IB	1,161	0	1,161
1986	Steve Taylor, QB	537	808	1,345
1987	Steve Taylor, QB	659	902	1,561
1988	Steve Taylor, QB	826	1,067	1,893
1989	Gerry Gdowski, QB	925	1,326	2,251
1990	Mickey Joseph, QB	554	624	1,178
1991	Keithen McCant, QB	654	1,454	2,108
1992	Calvin Jones, IB	1,210	0	1,210
1993	Tommie Frazier, QB	704	1,159	1,863
1994	Lawrence Phillips, IB	1,722	0	1,722
1995	Tommie Frazier, QB	604	1,362	1,966
1996	Scott Frost, QB	438	1,440	1,878
1997	Scott Frost, QB	1,095	1,237	2,332
1998	Eric Crouch, QB	459	601	1,060
1999	Eric Crouch, QB	889	1,269	2,158
2000	Eric Crouch, QB	971	1,101	2,072
2001	Eric Crouch, QB	1,115	1,510	2,625
2002	Jammal Lord, QB	1,412	1,362	2,774
2003	Jammal Lord, QB	948	1,305	2,253
2004	Joe Dailey, QB	55	2,025	2,080
2005	Zac Taylor, QB	-41	2,653	2,612
2006	Zac Taylor, QB	-32	3,197	3,165
2007	Sam Keller, QB	-78	2,422	2,344
2008	Joe Ganz, QB (13)	258	3,568	3,826
2009	Zac Lee, QB	171	2,143	2,314
2010	Taylor Martinez, QB	965	1,631	2,596
2011	Taylor Martinez, QB	874	2,089	2,963
2012	Taylor Martinez, QB	1,019	2,871	3,890
2013	Ameer Abdullah, IB	1,690	0	1,690
2014	Tommy Armstrong Jr., QB	705	2,695	3,400
2015	Tommy Armstrong Jr., QB	400	3,030	3,430
2016	Tommy Armstrong Jr., QB	512	2,180	2,692
2017	Tanner Lee, QB	-97	3,143	3,046
2018	Adrian Martinez, QB	629	2,617	3,246
2019	Adrian Martinez, QB	626	1,956	2,582
2020	Adrian Martinez, QB	521	1,055	1,576
2021	Adrian Martinez, QB	525	2,863	3,388
2022	Casey Thompson, QB	-21	2,407	2,386
2023	Heinrich Haarberg, QB	477	967	1,444
2024	Dylan Raiola, QB	-65	2,819	2,754

## Pass Receptions

\*Receiving yards leader also listed, if different than receptions leader.

Year	Leader	No.	Yards	Avg.	TD
1946	William Moomey, HB	8	75	9.4	0
	Dick Hutton, HB*	7	228	32.6	2
	Alex Cochran, E	6	120	20.0	1
	Ralph Dackmroger, E	6	78	13.0	2
1948	Dick Hutton, HB	15	231	15.4	4
1949	Frank Simon, E	7	221	31.6	1
1950	Frank Simon, E	12	200	16.7	2
1951	Frank Simon, E	21	339	16.1	1
1952	Andy Loehr, E	8	206	25.8	1
1953	Andy Loehr, E	16	188	11.8	0
	Bill Schabacker, E*	15	193	12.9	0
1954	Andy Loehr, E	6	89	14.8	1
	Dirkes Rolston, HB	6	82	13.7	1
1955	Jon McWilliams, E	14	239	17.1	2
1956	Frank Nappi, HB	13	139	10.7	2
1957	Doug Thomas, HB	6	79	13.2	1
	Clarence Cook, E*	4	80	20.0	0
1958	Pat Fischer, HB	7	39	5.6	1
	Clay White, HB*	6	137	22.8	0
1959	Clay White, HB	7	54	7.7	1
	Roger Brede, E*	6	66	11.0	0
1960	Clay White, HB	6	72	12.0	0
1961	Dick McDaniel, E	14	158	11.3	1
	Don Purcell, E*	12	173	14.4	1
1962	Jim Huge, E	11	208	18.9	1
1963	Tony Jeter, E	9	151	16.8	1
	Larry Tomlinson, E	9	129	14.3	0
	Dick Callahan, E*	8	157	19.6	0
1964	Tony Jeter, E	18	219	12.2	0
	Freeman White, E*	17	338	19.9	2
1965	Freeman White, E	28	458	16.4	6
1966	Tom Penney, SE	24	286	11.9	0
1967	Dennis Richnafsky, SE	36	422	11.7	3
1968	Tom Penney, SE	25	424	17.0	2
1969	Jeff Kinney, HB	41	433	10.6	2
1970	Johnny Rodgers, WB	35	665	19.0	7
1971	Johnny Rodgers, WB (14)	53	872	16.5	11
1972	Johnny Rodgers, WB (12)	55	942	17.1	8
1973	Ritch Bahe, WB	30	406	13.5	2
	Frosty Anderson, SE*	26	504	19.4	8
1974	Don Westbrook, WB	33	508	15.4	7
1975	Bobby Thomas, SE	24	501	20.9	7
	Chuck Malito, SE	30	615	20.5	4
1976	Bobby Thomas, SE	30	561	18.7	7
	Dave Shamblin, SE	30	468	15.6	3
1977	Tim Smith, SE	23	371	16.1	1
	Ken Spaeth, TE	23	300	13.0	2
1978	Junior Miller, TE	30	560	18.7	5
1979	Tim Smith, SE	30	477	15.9	1
1980	Todd Brown, SE	28	416	14.9	5
1981	Jamie Williams, TE	22	282	12.8	4
1982	Irving Fryar, WB	24	346	14.4	2
	Todd Brown, SE*	23	399	17.3	4
1983	Irving Fryar, WB	40	780	19.5	8
1984	Shane Swanson, WB	16	203	12.7	0
	Todd Frain, TE*	15	218	14.5	1
1985	Robb Schnitzler, SE	16	382	23.9	2
1986	Dana Brinson, WB	14	208	14.9	1
	Todd Millikan, TE*	11	230	20.9	4
1987	Rod Smith, SE	21	329	15.7	3
1988	Morgan Gregory, SE	20	239	12.0	2
	Todd Millikan, TE*	16	308	19.3	7
1989	Morgan Gregory, SE	19	282	14.8	3
	Richard Bell, WB*	18	357	19.8	4
1990	Jon Bostick, SE	19	375	19.7	4
1991	Johnny Mitchell, TE	31	534	17.2	5
1992	Calvin Jones, IB	14	162	11.6	1
	Trumane Bell, SE	14	124	8.9	1
	Corey Dixon, SE*	13	279	21.5	3
1993	Abdul Muhammad, WB	25	383	15.3	3
1994	Abdul Muhammad, WB	23	360	15.7	2
1995	Clester Johnson, WB	22	367	16.7	2
1996	Brendan Holbein, SE	23	335	14.6	4
1997	Kenny Cheatham, SE	14	191	13.6	0
	Ahman Green, IB	14	105	7.5	0
1998	Matt Davison, SE	32	594	12.3	0
1999	Matt Davison, SE	29	441	15.2	2
2000	Matt Davison, SE	21	389	18.5	3
2001	Wilson Thomas, SE	37	616	16.6	3
2002	Wilson Thomas, SE	30	353	11.8	3
2003	Matt Herian, TE	22	484	22.0	3
	Ross Pilkington, WR	22	338	15.4	1
2004	Ross Pilkington, WR	27	337	12.5	2
2005	Nate Swift, WR	45	641	14.2	7

2006	Terrence Nunn, WR	42	597	14.2	3	1996	Mike Minter, ROV	5	129	25.8	1
	Maurice Purify, WR*	34	630	18.5	7	1997	Joe Walker, ROV	2	71	35.5	1
2007	Marlon Lucky, LB	75	705	9.4	3		Ralph Brown, CB	2	28	14.0	0
	Maurice Purify, WR*	57	814	14.3	9		Mike Brown, ROV	2	26	13.0	0
2008	Nate Swift, WR	63	941	14.9	10		Eric Warfield, FS	2	26	13.0	0
2009	Niles Paul, WR	40	796	19.9	4		Erwin Swiney, LCB	2	2	1.0	0
2010	Brandon Kinnie, WR	44	494	11.2	5	1998	Joe Walker, ROV	3	65	21.7	1
	Niles Paul, WR*	39	516	13.2	1		Clint Finley, FS	3	63	21.0	1
2011	Kenny Bell, WR	32	461	14.4	3	1999	Mike Brown, ROV	5	40	8.0	0
2012	Kenny Bell, WR	50	863	17.3	8	2000	Troy Watchorn, FS	5	64	12.8	1
2013	Kenny Bell, WR	52	577	11.1	4	2001	Willie Amos, FS	4	70	17.5	1
	Quincy Enunwa, WR	51	753	14.8	12		Fabian Washington, CB	4	35	8.8	1
2014	Kenny Bell, WR	47	788	16.8	6		DeJuan Groce, CB	4	26	6.5	0
2015	Jordan Westerkamp, WR	65	918	14.1	7	2003	Josh Bullocks, FS (2)	10	154	15.4	0
2016	Jordan Westerkamp, WR	38	526	13.8	5	2004	Daniel Bullocks, SS (12)	5	187	37.4	0
2017	Stanley Morgan Jr., WR	61	986	16.2	10	2005	Corey McKeon, MLB	3	57	19.0	1
2018	Stanley Morgan Jr., WR	70	1,004	14.3	7	2006	Andrew Shanley, FS	4	19	4.8	0
2019	JD Spielman, WR	49	898	18.3	5	2007	Bo Ruud, LB	2	127	63.5	2
2020	Wan'Dale Robinson, WR	51	461	9.0	1		Cortney Grixby, CB	2	41	20.5	0
2021	Samori Toure, WR	46	898	19.5	5	2008	Ndamukong Suh, DT	2	79	39.5	2
2022	Trey Palmer, WR	71	1,043	14.7	9		Anthony West, CB	2	26	13.0	0
2023	Billy Kemp IV, WR	35	310	8.9	1		Zach Potter, DE	2	11	5.5	0
2024	Jacory Barney Jr., WR	55	447	8.1	0	2009	Matt O'Hanlon, FS	6	105	17.5	1
	Jahmal Banks, WR	44	587	13.3	3	2010	Eric Hagg, DB	5	37	7.4	0
						2011	Austin Cassidy, S	2	50	25.0	0

## Interceptions

Year	Leader	No.	Yards	Avg.	TD	Year	Leader	No.	Yards	Avg.	TD
1946	Joe Partington, DB	2	36	18.0	0	2012	Lavonte David, LB	2	-2	-1.0	0
1947	Tom Novak, LB	2	28	14.0	0	2013	Daimon Stafford, S	4	28	7.0	0
	Alex Cochrane, DB	2	26	13.0	0		Stanley Jean-Baptiste, CB	4	134	33.5	1
1948	Tom Novak, LB	3	0	0.0	0	2014	Ciente Evans, CB	4	27	6.8	1
1949	Tom Novak, LB	5	12	2.4	0		Nathan Gerry, S	5	92	18.4	0
1950	Ron Clark, DB	4	53	13.3	0	2015	Nathan Gerry, S	4	90	22.5	0
1951	Bob Decker, DB	5	71	14.2	0	2016	Kieron Williams, S	5	44	8.8	1
1952	Dan Brown, DB	3	11	3.7	0	2017	Aaron Williams, DB	2	41	20.5	1
1953	Ray Novak, DB	3	40	13.3	0		Joshua Kalu, DB	2	32	16.0	0
	Bob Smith, DB	3	38	12.7	0	2018	Lamar Jackson, DB	2	0	0.0	0
1954	Ron Clark, DB	3	4	1.3	0		Antonio Reed, DB	2	0	0.0	0
1955	Willie Greenlaw, DB	4	148	37.0	1		Deontai Williams, DB	2	0	0.0	0
1956	Larry Naviaux, DB	2	41	20.5	0	2019	Lamar Jackson, CB	3	12	4.0	0
	Frank Nappi, DB	2	11	5.5	0		Cam Taylor-Britt, DB	3	95	31.7	1
1957	Bill Hawkins, DB	2	15	7.5	0	2020	Cam Taylor-Britt, CB	2	55	27.5	0
	Gene Sandage, DB	2	5	2.5	0	2021	Deontai Williams, S	4	31	7.8	0
1958	Larry Naviaux, DB	3	93	31.0	1	2022	Malcolm Hartzog Jr., DB	3	23	7.7	0
1959	Harry Tolly, DB	2	59	29.5	0	2023	Tommi Hill, DB	4	17	4.3	0
1960	Clay White, DB	2	34	17.0	0	2024	Malcolm Hartzog Jr., DB	4	75	18.8	0

## Kickoff Return Yards

Year	Leader	No.	Yards	Avg.	TD	Year	Leader	No.	Yards	Avg.	TD
1946	Dick Hutton, HB	13	258	19.8	0	1946	Dick Hutton, HB	13	258	19.8	0
1947	Dick Hutton, HB	9	177	19.7	0	1947	Dick Hutton, HB	9	177	19.7	0
1948	Frank Collopy, HB	11	224	20.4	0	1948	Frank Collopy, HB	11	224	20.4	0
1949	Ron Clark, HB	11	284	25.8	1	1949	Ron Clark, HB	11	284	25.8	1
1950	Ron Clark, HB	13	240	18.5	0	1950	Ron Clark, HB	13	240	18.5	0
1951	Bob Smith, HB (13)	11	332	30.2	1	1951	Bob Smith, HB (13)	11	332	30.2	1
1952	Jim Cederdahl, HB (14)	13	330	25.4	0	1952	Jim Cederdahl, HB (14)	13	330	25.4	0
1953	John Bordogna, QB (14)	14	271	19.4	0	1953	John Bordogna, QB (14)	14	271	19.4	0
1954	Ron Clark, HB (13)	13	273	21.0	0	1954	Ron Clark, HB (13)	13	273	21.0	0
1955	Rex Fischer, QB	16	316	19.8	0	1955	Rex Fischer, QB	16	316	19.8	0
1956	Larry Naviaux, HB	7	158	22.6	0	1956	Larry Naviaux, HB	7	158	22.6	0
1957	Doug Thomas, QB	6	150	25.0	0	1957	Doug Thomas, QB	6	150	25.0	0
1958	Pat Fischer, HB	7	236	33.7	1	1958	Pat Fischer, HB	7	236	33.7	1
1959	Pat Fischer, HB	11	254	23.1	0	1959	Pat Fischer, HB	11	254	23.1	0
1960	Pat Fischer, HB	13	296	22.8	0	1960	Pat Fischer, HB	13	296	22.8	0
1961	Bill Thornton, HB	8	185	23.1	0	1961	Bill Thornton, HB	8	185	23.1	0
1962	Willie Ross, HB	9	166	18.4	0	1962	Willie Ross, HB	9	166	18.4	0
1963	Frank Solich, FB	7	183	26.1	0	1963	Frank Solich, FB	7	183	26.1	0
1964	Frank Solich, FB	11	263	23.9	1	1964	Frank Solich, FB	11	263	23.9	1
1965	Frank Solich, FB	17	372	21.9	0	1965	Frank Solich, FB	17	372	21.9	0
1966	Harry Wilson, HB	11	226	20.5	0	1966	Harry Wilson, HB	11	226	20.5	0
1967	Joe Orduna, HB	9	176	19.6	0	1967	Joe Orduna, HB	9	176	19.6	0
1968	Joe Orduna, HB	8	171	21.4	0	1968	Joe Orduna, HB	8	171	21.4	0
1969	Mike Green, FB	7	143	20.4	0	1969	Mike Green, FB	7	143	20.4	0
1970	Johnny Rodgers, WB	17	359	21.1	0	1970	Johnny Rodgers, WB	17	359	21.1	0
1971	Johnny Rodgers, WB	10	304	30.4	1	1971	Johnny Rodgers, WB	10	304	30.4	1
1972	Johnny Rodgers, WB	8	184	23.0	0	1972	Johnny Rodgers, WB	8	184	23.0	0
1973	John O'Leary, WB	8	152	19.0	0	1973	John O'Leary, WB	8	152	19.0	0
1974	Don Westbrook, WB	14	259	18.5	0	1974	Don Westbrook, WB	14	259	18.5	0
1975	Curtis Craig, WB	8	147	18.4	0	1975	Curtis Craig, WB	8	147	18.4	0
1976	Rick Berns, IB	10	254	25.4	0	1976	Rick Berns, IB	10	254	25.4	0
1977	Curtis Craig, WB	12	240	20.0	0	1977	Curtis Craig, WB	12	240	20.0	0
1978	Frank Lockett, SE	13	244	18.8	0	1978	Frank Lockett, SE	13	244	18.8	0
1979	Anthony Steels, WB	13	269	20.7	0	1979	Anthony Steels, WB	13	269	20.7	0
1980	Anthony Steels, WB	7	171	24.4	0	1980	Anthony Steels, WB	7	171	24.4	0
1981	Mike Rozier, IB	5	162	32.4	1	1981	Mike Rozier, IB	5	162	32.4	1
1982	Jeff Smith, IB	7	147	21.0	0	1982	Jeff Smith, IB	7	147	21.0	0
1983	Mike Rozier, IB	11	232	21.1	0	1983	Mike Rozier, IB	11	232	21.1	0
1984	Shane Swanson, WB	5	155	31.0	0	1984	Shane Swanson, WB	5	155	31.0	0
1985	Doug D'Boise, IB	9	262	29.1	0	1985	Doug D'Boise, IB	9	262	29.1	0

1986	Dana Brinson, WB	13	280	21.5	0
1987	Dana Brinson, WB	14	329	23.5	0
1988	Dana Brinson, WB	23	510	22.2	0
1989	Leodis Flowers, IB	9	180	20.0	0
1990	Tyrone Hughes, WB (3)	18	523	29.1	1
1991	Tyrone Hughes, WB	16	338	21.1	0
1992	Tyrone Hughes, SE	19	424	22.3	0
1993	Damon Benning, IB	9	192	21.3	0
1994	Damon Benning, IB	12	308	25.7	0
1995	Clinton Childs, IB	10	223	22.3	0
1996	Damon Benning, IB	8	191	23.9	0
1997	Joe Walker, ROV	15	389	25.9	0
1998	Joe Walker, ROV	17	366	21.5	1
1999	Randy Stella, WLB	10	232	23.2	0
2000	Joe Walker, ROV	13	258	19.8	0
2001	Josh Davis, IB (14)	25	675	27.0	0
2002	Josh Davis, IB	42	994	23.7	0
2003	Josh Davis, IB	23	596	25.9	0
2004	Tierre Green, IB	26	498	19.2	0
2005	Marlon Lucky, IB	15	313	20.9	0
2006	Brandon Jackson, IB	9	157	17.4	0
2007	Cortney Grixby, CB	45	1,094	24.3	1
2008	Niles Paul, WR	41	949	23.6	1
2009	Niles Paul, WR	16	446	27.9	0
2010	Niles Paul, WR	19	464	24.4	1
2011	Ameer Abdullah, IB (9)	26	763	29.3	1
2012	Ameer Abdullah, IB	17	360	21.2	0
2013	Kenny Bell, WR	23	609	26.5	1
2014	Ameer Abdullah, IB	14	392	28.0	0
2015	Stanley Morgan Jr., WR	14	324	23.1	0
2016	Tre Bryant, IB	28	275	34.4	1
2017	JD Spielman, WR	27	669	24.8	1
2018	Maurice Washington, IB	13	204	15.7	0
2019	Wan'Dale Robinson, WR	11	236	21.5	0
2020	Alante Brown, WR	10	196	19.6	0
2021	Alante Brown, WR	5	77	15.4	0
2022	Tommi Hill, WR	12	221	18.4	0
2023	Tommi Hill, WR/DB	6	144	24.0	0
2024	Jacory Barney Jr., WR	14	285	20.4	0

### Points Scored

\*Touchdown leader(s) also listed, if different.

( ) national ranking by points per game.

Year	Leader	TD	XP1	XP2	FG	TP
1946	Dick Hutton, HB	4	0	0	0	24
1947	Ralph Damkroger, E	2	0	0	0	12
	Cletus Fischer, HB	2	0	0	0	12
	Dick Hutton, HB	2	0	0	0	12
1948	Dick Hutton, HB	5	0	0	0	30
1949	Fran Nagle, QB	3	0	0	0	18
1950	Bobby Reynolds, HB/PK (1)	22	25-39	0	0	157
1951	Ray Novak, HB	6	0	0	0	36
1952	John Bordogna, QB	8	0	0	0	48
1953	John Bordogna, QB/PK	6	4-6	0	0	40
	Bob Smith, HB*	6	0	0	0	36
1954	Bob Smith, HB/PK	3	8-11	0	0	26
	Ron Clark, HB*	4	0	0	0	24
	Willie Greenlaw, HB*	4	0	0	0	24
	Dennis Korinek, HB*	4	0	0	0	24
1955	Don Erway, QB/PK	6	10-17	0	3	55
1956	Jerry Brown, FB	5	0	0	0	30
1957	Roy Stinnett, QB	3	0	0	0	18
1958	George Harshman, QB/PK	1	6-8	0	1	15
	Larry Naviaux, HB*	2	0	1	0	14
	Pat Fischer, HB*	2	0	0	0	12
1959	Carroll Zaruba, FB	5	0	0	0	30
1960	Pat Fischer, HB	5	0	1	0	32
1961	Bill Thornton, HB	5	0	0	0	30
1962	Dennis Claridge, QB	10	0	2	0	64
1963	Rudy Johnson, HB/PK	7	8-11	0	0	50
1964	Kent McCloughan, HB (6)	12	0	0	0	72
1965	Larry Wachholtz, S/PK	0	36-39	0	3-6	45
	Charlie Winters, HB*	7	0	0	0	42
1966	Ben Gregory, HB	7	0	0	0	42
	Larry Wachholtz, S/PK	1	21-25	0	5-8	42
1967	Bill Bomberger, PK	0	11-16	0	6-11	29
	Ben Gregory, HB*	3	0	0	0	18
	Joe Orduna, HB*	3	0	0	0	18
	Dennis Richnafsky, SE*	3	0	0	0	18
1968	Joe Orduna, HB	10	0	0	0	60
1969	Jeff Kinney, HB	11	0	1	0	68
1970	Joe Orduna, HB (11)	14	0	1	0	86
1971	Johnny Rodgers, WB	17	0	0	0	102
1972	Johnny Rodgers, WB	17	0	0	0	102
1973	Tony Davis, IB	13	0	0	0	78
1974	Don Westbrook, WB	10	0	0	0	60
1975	Mike Coyle, PK	0	38-40	0	10-17	68

	John O'Leary, IB*	8	0	0	0	48
1976	Al Eveland, PK	0	40-44	0	11-17	73
	Rick Berns, IB*	9	0	0	0	54
1977	Billy Todd, PK	0	28-33	0	12-18	64
	I.M. Hipp, IB*	10	0	1	0	62
	Rick Berns, FB*	10	0	0	0	60
1978	Billy Todd, PK	0	42-44	0	10-16	72
	Rick Berns, FB*	11	0	0	0	66
1979	Dean Sukup, PK	0	38-42	0	12-16	74
	Jarvis Redwine, IB*	9	0	0	0	54
1980	Roger Craig, IB (6)	15	0	0	0	90
1981	Kevin Seibel, PK	0	43-44	0	3-10	52
	Phil Bates, FB*	8	0	0	0	48
	Mike Rozier, IB (14)	17	0	0	0	102
1983	Mike Rozier, IB (1)	29	0	0	0	174
1984	Travis Turner, QB	10	0	0	0	60
1985	Dale Klein, PK	0	38-38	0	13-20	77
	Doug DuBose, IB*	8	0	0	0	48
	Tom Rathman, FB*	8	0	0	0	48
1986	Keith Jones, IB (12)	14	0	0	0	84
1987	Keith Jones, IB	13	0	1	0	80
1988	Steve Taylor, QB	13	0	1	0	80
1989	Gerry Gdowski, QB	13	0	0	0	78
1990	Gregg Barrios, PK	0	45-47	0	14-19	87
	Mickey Joseph, QB*	10	0	1	0	62
1991	Derek Brown, IB	14	0	0	0	84
	Calvin Jones, IB (10)	14	0	0	0	84
1992	Calvin Jones, IB (8)	15	0	0	0	90
1993	Calvin Jones, IB (9)	13	0	0	0	78
1994	Lawrence Phillips, IB (14)	16	0	0	0	96
1995	Kris Brown, PK (11)	0	58-61	0	13-16	97
	Ahman Green, IB* (12)	16	0	0	0	96
1996	Kris Brown, PK	0	50-51	0	12-19	86
	DeAngelo Evans, IB*	14	0	0	0	84
	Ahman Green, IB (6)	22	0	0	0	132
1998	Kris Brown, PK	0	47-48	0	14-21	89
	Bobby Newcombe, QB*	8	0	0	0	48
	Correll Buckhalter, IB*	8	0	0	0	48
1999	Eric Crouch, QB	17	0	0	0	102
2000	Eric Crouch, QB (5)	20	0	0	0	120
2001	Eric Crouch, QB	19	0	1	0	116
2002	Josh Brown, PK	0	46-46	0	14-18	88
	Jammal Lord, QB*	8	0	0	0	48
2003	David Dyches, PK	0	32-32	0	14-21	74
	Jammal Lord, QB*	10	0	0	0	60
2004	Cory Ross, IB	8	0	0	0	48
2005	Jordan Congdon, PK	0	31-32	0	19-23	88
	Cory Ross, IB*	8	0	0	0	48
2006	Jordan Congdon, PK	0	55-56	0	5-7	70
	Brandon Jackson, IB*	10	0	0	0	60
2007	Marlon Lucky, IB	12	0	1	0	74
2008	Alex Henery, PK	0	56-57	0	18-21	110
	Nate Swift, WR*	11	0	0	0	60
2009	Alex Henery, PK	0	38-38	0	24-28	110
	Roy Helu Jr., IB*	10	0	0	0	60
2010	Alex Henery, PK	0	54-54	0	18-19	108
	Taylor Martinez, QB*	12	0	0	0	72
2011	Rex Burkhead, IB	17	0	0	0	102
2012	Brett Maher, PK	0	59-59	0	20-27	119
	Ameer Abdullah, IB*	11	0	0	0	66
2013	Pat Smith, PK	0	43-45	0	12-13	79
	Quincy Enunwa, WR*	12	0	0	0	72
2014	Ameer Abdullah, IB (9)	22	0	0	0	132
2015	Drew Brown, PK	0	44-46	0	21-27	107
	Jordan Westerkamp, WR*	7	0	2	0	46
	Tommy Armstrong Jr., QB*	7	0	0	0	42
	Terrell Newby, IB*	7	0	0	0	42
2016	Drew Brown, PK	0	38-38	0	12-14	74
	Tommy Armstrong Jr., QB*	8	0	0	0	48
	Terrell Newby, IB*	8	0	0	0	48
2017	Drew Brown, PK	0	37-37	0	12-14	73
	Stanley Morgan Jr., WR*	10	0	0	0	60
2018	Barret Pickering, PK	0	40-41	0	14-18	82
	Devine Ozigbo, IB*	12	0	0	0	72
2019	Dedrick Mills, RB	10	0	0	0	60
2020	Connor Culp, PK	0	20-20	0	13-15	59
	Adrian Martinez, QB*	7	0	0	0	42
2021	Adrian Martinez, QB	13	0	1	0	80
2022	Timmy Bleekrode, PK	0	34-35	0	9-12	61
	Trey Palmer, WR*	9	0	0	0	54
2023	Tristan Alvano, PK	0	27-27	0	9-15	54
	Heinrich Haarbarg, QB*	5	0	0	0	30
2024	Dante Dowdell, RB	12	0	0	0	72

**Tackles for Loss**

\*Tackles for loss include sacks since 1981; 1972 and 1975 figures include bowl stats; 1971 tackle for loss statistics unavailable for two games.

Year	No.	Leader	Yds.	Leader
1968	10	Sherwin Jarmon, RE	58	Sherwin Jarmon, RE
1969	15	Sherwin Jarmon, RE	98	Sherwin Jarmon, RE
	15	Dave Walline, RT		
1970	12	Ed Periard, MG	73	Willie Harper, RE
1971	18	Willie Harper, RE	88	Willie Harper, RE
1972	9	Willie Harper, RE	58	Willie Harper, RE
	9	Monte Johnson, LT		
1973	9	John Bell, MG	57	John Bell, MG
1974	10	John Lee, MG	54	John Lee, MG
1975	14	John Lee, MG	62	Bob Martin, RE
1976	12	Jeff Pullen, MG	45	Mike Fultz, RT
1977	8	George Andrews, RE	33	Oudious Lee, MG
1978	16	Kerry Weinmaster, MG	85	Kerry Weinmaster, MG
1979	10	Lawrence Cole, LE	56	Derrie Nelson, RE
	10	Kerry Weinmaster, MG		
1980	21	Derrie Nelson, RE	153	Derrie Nelson, RE
1981	18	Jimmy Williams, LE	99	Tony Felici, RE
1982	10	Tony Felici, RE	62	Tony Felici, RE
1983	9	Mark Daum, SLB	42	Jim Skow, RT
1984	12	Jim Skow, RT	66	Scott Strasburger, RE
	12	Chris Spachman, LT		
	12	Scott Strasburger, RE		
1985	25	Jim Skow, RT	163	Jim Skow, RT
1986	12	Danny Noonan, MG	65	Jeff Jamrog, RE
1987	13	Tim Rother, RT	97	Tim Rother, RT
1988	17	Broderick Thomas, OLB	111	Broderick Thomas, OLB
1989	12	Kent Wells, RT	64	Kent Wells, RT
1990	21	Kenny Walker, RT	105	Kenny Walker, RT
1991	9.5	Travis Hill, LOLB	60	Trev Alberts, ROLB
1992	12	Travis Hill, LOLB	61	Travis Hill, LOLB
1993	21	Trev Alberts, ROLB	99	Trev Alberts, ROLB
1994	14	Christian Peter, DT	55	Grant Wistrom, ROLB
1995	15	Grant Wistrom, OLB	79	Jared Tomich, OLB
1996	20	Grant Wistrom, RE	74	Grant Wistrom, RE
1997	17	Grant Wistrom, RE	79	Grant Wistrom, RE
1998	14	Chad Kelsay, RE	52	Chad Kelsay, RE
			52	Eric Johnson, WLB
1999	15	Steve Warren, DT	86	Steve Warren, DT
2000	17	Kyle Vanden Bosch, RE	66	Kyle Vanden Bosch, RE
2001	17	Chris Kelsay, RE	58	Chris Kelsay, RE
2002	13	Chris Kelsay, RE	58	Chris Kelsay, RE
2003	21	Demorrio Williams, WLB	92	Demorrio Williams, WLB
2004	18	Barrett Ruud, MLB	41	Benard Thomas, DE
2005	22	Corey McKeon, MLB	89	Corey McKeon, MLB
2006	17	Jay Moore, DE	70	Jay Moore, DE
2007	15	Steve Octavien, WLB	52	Steve Octavien, WLB
2008	19	Ndamukong Suh, DT	85	Ndamukong Suh, DT
2009	24	Ndamukong Suh, DT	93	Ndamukong Suh, DT
2010	17	Jared Crick, DT	92	Jared Crick, DT
2011	13	Lavonte David, LB	64	Lavonte David, LB
2012	18	Eric Martin, DE	65	Eric Martin, DE
2013	19	Randy Gregory, DE	101	Randy Gregory, DE
2014	14	Maliek Collins, DT	69	Randy Gregory, DE
2015	9	Ross Dzuris, DE	45	Freedom Akinmoladun, DE
2016	11	Ross Dzuris, DE	44	Ross Dzuris, DE
2017	10	Ben Stille, LB	38	Ben Stille, LB
2018	11	Luke Gifford, OLB	63	Luke Gifford, OLB
2019	12	Khalil Davis, DL	56	Khalil Davis, DL
2020	6.5	Will Honas, LB	25	Will Honas, LB
	6.5	JoJo Domann, OLB		
2021	11.5	Garrett Nelson, OLB	57	Garrett Nelson, OLB
2022	9	Garrett Nelson, EDGE	49	Garrett Nelson, EDGE
2023	8.5	Jimari Butler, DL	52	Jimari Butler, DL
2024	12.5	Ty Robinson, DL	64	Ty Robinson, DL

**Sacks**

Year	No.	Leader	Yds.	Leader
1981	10	Jimmy Williams, LE	63	Tony Felici, RE
1982	6	Tony Felici, RE	52	Tony Felici, RE
	6	Scott Strasburger, RE		
1983	5	Doug Herrmann, LT	31	Doug Herrmann, LT
	5	Rob Stuckey, RT		
1984	7	Chris Spachman, LT	49	Jim Skow, RT
			49	Danny Noonan, RT
1985	15	Jim Skow, RT	139	Jim Skow, RT
1986	7	Danny Noonan, MG	41	Neil Smith, LT
1987	10	Tim Rother, RT	84	Tim Rother, RT
1988	10	Broderick Thomas, OLB	74	Broderick Thomas, OLB
1989	6	Kent Wells, RT	47	Kent Wells, RT
1990	11	Kenny Walker, RT	69	Kenny Walker, RT
1991	7	Trev Alberts, ROLB	50	Trev Alberts, ROLB
1992	6	Travis Hill, LOLB	46	Travis Hill, LOLB
1993	15	Trev Alberts, ROLB	88	Trev Alberts, ROLB
1994	7	Christian Peter, DT	49	Grant Wistrom, ROLB
1995	10	Jared Tomich, OLB	75	Jared Tomich, OLB
1996	9.5	Grant Wistrom, RE	48	Grant Wistrom, RE
			48	Mike Rucker, RE
1997	8.5	Grant Wistrom, RE	58	Grant Wistrom, RE
1998	6	Eric Johnson, WLB	41	Eric Johnson, WLB
1999	7	Steve Warren, DT	65	Steve Warren, DT
2000	5.5	Randy Stella, WLB	37	Kyle Vanden Bosch, RE
	5.5	Kyle Vanden Bosch, RE		
2001	5.5	Demoiné Adams, RE	46	Demoiné Adams, RE
2002	7	Chris Kelsay, RE	49	Chris Kelsay, RE
2003	11	Demorrio Williams, WLB	77	Demorrio Williams, WLB
2004	4	Benard Thomas, DE	35	Benard Thomas, DE
2005	9.5	Adam Carriker, DE	84	Adam Carriker, DE
2006	7	Adam Carriker, DE	45	Adam Carriker, DE
2007	3	Barry Turner, DE	33	Barry Turner, DE
2008	7.5	Ndamukong Suh, DT	67	Ndamukong Suh, DT
2009	12	Ndamukong Suh, DT	77	Ndamukong Suh, DT
2010	9.5	Jared Crick, DT	87	Jared Crick, DT
2011	5.5	Lavonte David, LB	46	Lavonte David, LB
2012	8.5	Eric Martin, DE	47	Eric Martin, DE
2013	10.5	Randy Gregory, DE	69	Randy Gregory, DE
2014	7	Randy Gregory, DE	67	Randy Gregory, DE
2015	9	Ross Dzuris, DE	45	Freedom Akinmoladun, DE
2016	5.5	Ross Dzuris, DE	28	Freedom Akinmoladun, DE
2017	3.5	Ben Stille, LB	27	Ben Stille, LB
2018	5.5	Luke Gifford, OLB	52	Luke Gifford, OLB
2019	8.0	Khalil Davis, DL	44	Khalil Davis, DL
2020	3.0	Will Honas, LB	22	Will Honas, LB
2021	5.0	Garrett Nelson, OLB	38	Garrett Nelson, OLB
2022	5.5	Garrett Nelson, EDGE	40	Garrett Nelson, EDGE
2023	5.5	Jimari Butler, DL	40	Jimari Butler, DL
2024	7.0	Ty Robinson, DL	56	Ty Robinson, DL

## Pass Breakups

Year	No.	Leader
1965	8	Marv Mueller, S
1966	8	Larry Wachholtz, S
1967	6	Dana Stephenson, RCB
1968	6	Dana Stephenson, RCB
1969	4	Jim Anderson, RCB
	4	Dana Stephenson, RCB
1970	8	Jim Anderson, RCB
1971	6	Jim Anderson, RCB
1972	8	Joe Blahak, LCB
1973	8	Zaven Yaralian, LCB
1974	4	Ardell Johnson, LCB
1975	5	Dave Butterfield, LCB
1976	5	Larry Valasek, S
1977	7	Ted Harvey, RCB
1978	8	Russell Gary, S
	8	Andy Means, RCB
1979	5	Ric Lindquist, LCB
1980	5	Rodney Lewis, LCB
1981	6	Jeff Krejci, S
1982	8	Bret Clark, S
1983	6	Mike Knox, WLB
1984	8	Bret Clark, S
1985	8	Brian Davis, RCB
1986	8	Charles Fryar, RCB
1987	8	Steve Forch, WLB
1988	5	Tim Jackson, S
1989	8	Tahaun Lewis, RCB
1990	5	Reggie Cooper, SS
	5	Mike Croel, ROLB
	5	Bruce Pickens, LCB
1991	9	Tyrone Legette, RCB
1992	7	Kenny Wilhite, LCB
1993	9	John Reece, CB/SS
1994	13	Barron Miles, RCB
1995	9	Michael Booker, RCB
1996	12	Ralph Brown, RCB
1997	9	Ralph Brown, RCB
1998	14	Ralph Brown, RCB
1999	15	Ralph Brown, RCB
2000*	17	DeJuan Groce, RCB
2001	14	DeJuan Groce, RCB
2002	13	Fabian Washington, LCB
2003	10	Fabian Washington, LCB
2004	15	Fabian Washington, CB
2005	11	Zackary Bowman, CB
2006	11	Cortney Grixby, CB
2007	7	Cortney Grixby, CB
	7	Armando Murillo, CB
2008	9	Armando Murillo, CB
	9	Anthony West, CB
2009	11	Prince Amukamara, CB
2010	13	Prince Amukamara, CB
2011	10	Daimion Stafford, S
2012	9	Stanley Jean-Baptiste, CB
2013	12	Stanley Jean-Baptiste, CB
2014	13	Josh Mitchell, CB
2015	7	Nathan Gerry, S
	7	Joshua Kalu, CB
	7	Jonathan Rose, CB
2016	11	Joshua Kalu, CB
2017	6	Joshua Kalu, DB
2018	15	Dicaprio Bootle, DB
2019	12	Lamar Jackson, CB
2020	5	JoJo Domann, OLB
		Dicaprio Bootle, CB
2021	11	Cam Taylor-Britt, CB
2022	10	Quinton Newsome, DB
2023	9	Tommi Hill, DB
2024	6	Ceyair Wright, DB

\*Note: In 2000, PBU included interceptions. INT not included in all other years. Groce had one INT in 2000.

## Fumble Recoveries

Year	No.	Leader
1965	3	Ivan Zimmer, RE
1966	2	five players
1967	3	Mike Wynn, LE
1968	3	Sherwin Jarmon, RE
	3	Bob Liggett, LT
1969	3	Pat Morell, SLB
1970	4	Larry Jacobson, LT
1971	3	John Adkins, LE
1972*	3	Joe Blahak, LCB
	3	Dave Mason, M
1973	4	Ron Pruitt, LT
1974	3	three players
1975*	5	Dave Butterfield, LCB
1976	3	four players
1977	2	three players
1978	3	Derrie Nelson, LE
1979	2	three players
1980	3	Toby Williams, LT
1981	3	Brent Evans, SLB
	3	Tony Felici, RE
1982	2	Steve Damkroger, SLB
	2	Allen Lyday, LCB
1983	2	Scott Strasburger, RE
1984	3	Bret Clark, S
1985	2	four players
1986	6	Broderick Thomas, LE
1987	2	Jeff Jamrog, RE
	2	Jon Marco, LE
1988	2	three players
1989	2	Mike Petko, SLB
1990	3	Travis Hill, LOLB
1991	3	Trev Alberts, ROLB
1992	2	John Parrella, LT
	2	Troy Branch, WLB
1993	3	Tyrone Williams, CB
1994	1	four players
1995	2	Jared Tomich, OLB
	2	Tony Veland, FS
1996	1	nine players
1997	2	three players
1998	2	Loran Kaiser, DT
1999	2	three players
2000	1	five players
2001	1	seven players
2002*	1	eight players
2003*	4	Demorris Williams
2004*	2	Jay Moore
	2	Andrew Shanle
2005*	2	Bo Ruud
2006*	4	Stewart Bradley
2007*	1	three players
2008*	2	Prince Amukamara, CB
2009*	2	Jared Crick, DT
		Matt O'Hanlon, FS
2010*	1	four players
2011*	2	Lavonte David, LB
2012*	3	Will Compton, LB
2013*	1	four players
2014*	2	Zaire Anderson, LB
		Trevor Roach, LB
2015*	1	Chris Weber, LB
		Jack Gangwish, DE
		Kevin Williams, DT
		Mick Stoltzenberg, DT
2016*	1	Mohamed Barry, LB
		Ross Dzuris, DE
		Luke McNitt, FB
2017*	1	Marquel Dismuke, DB
	1	Collin Miller, LB
	1	Aaron Williams, DB
2018	1	nine players
2019	1	10 players
2020	1	JoJo Domann, OLB
	1	Deontai Williams, S
2021	2	Deontre Thomas, DL
2022	2	Garrett Nelson, EDGE
2023	1	four players
2024	2	Mikai Gbaylor, LB

\*Bowl stats, if any, are included.

## Total Tackles (By Position)

Year	No.	Linemen	No.	LB/RE/OLB	No.	Backs
1965	55	Walt Barnes, RT	69	Mike Kennedy, LB	58	Bill Johnson, LCB
1966	82	Carel Stith, LT	82	Lynn Senkbeil, LB	61	Marv Mueller, S
1967	119	<b>Wayne Meylan, MG</b>	112	Barry Alvarez, LB	46	Dana Stephenson, RCB
1968	53	Bob Liggett, LT	99	<b>Jerry Murtaugh, SLB</b>	59	Al Larson, LCB
1969	76	Ken Geddes, MG	111	<b>Jerry Murtaugh, SLB</b>	94	Al Larson, LCB
1970	70	Ed Periard, MG	132	<b>Jerry Murtaugh, SLB</b>	58	Joe Blahak, LCB
1971	92	Rich Glover, MG	96	<b>Bob Terrio, WLB</b>	50	Joe Blahak, LCB
1972	100	<b>Rich Glover, MG</b>	63	Jim Branch, SLB	39	Dave Mason, M
1973	96	<b>John Bell, MG</b>	79	Bob Nelson, WLB	37	Bob Thornton, S
1974	86	John Lee, MG	104	<b>Tom Ruud, SLB</b>	40	George Kyros, S
1975	65	John Lee, MG	125	<b>Clete Pillen, WLB</b>	39	Jim Burrow, S
1976	64	Mike Fultz, RT	129	<b>Clete Pillen, SLB</b>	54	Ted Harvey, RCB
1977	46	Rod Horn, LT; Kerry Weinmaster, MG	141	<b>Lee Kunz, SLB</b>	76	Jim Pillen, M
1978	61	Kerry Weinmaster, MG	120	<b>Lee Kunz, WLB</b>	57	Jim Pillen, M
1979	40	Kerry Weinmaster, MG	78	<b>Kim Baker, WLB</b>	45	Russell Gary, S
1980	48	Toby Williams, LT	66	<b>Jimmy Williams, LE</b>	62	Russell Gary, S
1981	66	Henry Waechter, RT	116	<b>Steve Damkroger, SLB</b>	63	Jeff Krejci, S
1982	54	Jeff Merrell, MG	79	<b>Steve Damkroger, SLB</b>	52	Bret Clark, S
1983	46	Rob Stuckey, RT	125	<b>Mike Knox, WLB</b>	57	Mike McCashland, M
1984	38	Chris Spachman, LT	96	<b>Marc Munford, WLB</b>	45	Bret Clark, S
1985	53	Jim Skow, RT	67	<b>Marc Munford, WLB</b>	37	Brian Washington, M
1986	53	Danny Noonan, MG	90	<b>Marc Munford, WLB</b>	52	Charles Fryar, RCB
1987	65	Neil Smith, LT	75	<b>LeRoy Etienne, SLB</b>	45	Mark Blazek, S
1988	55	Lawrence Pete, MG	98	<b>Broderick Thomas, LOLB</b>	58	Reggie Cooper, SS
1989	36	Kent Wells, RT	74	<b>Pat Tyrance, WLB</b>	59	Reggie Cooper, SS
1990	73	Kenny Walker, RT	98	<b>Pat Tyrance, WLB</b>	71	Reggie Cooper, SS
1991	69	Pat Engelbert, MG	80	Mike Anderson, WLB	87	<b>Steve Carmer, SS</b>
1992	77	John Parrella, LT	82	<b>Travis Hill, LOLB</b>	69	Steve Carmer, SS
1993	48	Kevin Ramaekers, DT	96	<b>Trev Alberts, ROLB</b>	79	Toby Wright, SS
1994	71	Christian Peter, DT	96	<b>Ed Stewart, WLB</b>	66	Kareem Moss, ROV
1995	46	Christian Peter, DT	62	<b>Terrell Farley, WLB</b>	53	Mike Minter, ROV
1996	58	Jason Peter, DT	97	<b>Jamel Williams, SLB</b>	51	Mike Minter, ROV
1997	60	Jason Peter, DT	61	Jay Foreman, MLB	77	<b>Mike Brown, ROV</b>
1998	40	Loran Kaiser, DT	97	Jay Foreman, MLB	102	<b>Mike Brown, ROV</b>
1999	45	Steve Warren, DT	83	Carlos Polk, MLB	96	<b>Mike Brown, ROV</b>
2000	46	Jason Lohr, NT	90	<b>Carlos Polk, MLB</b>	56	Keyuo Craver, LCB
2001	44	Jeremy Slechta, DT	84	<b>Jamie Burrow, MLB</b>	62	Dion Booker, ROV/FS
2002	67	Ryon Bingham, NT	92	<b>Demorrio Williams, WLB</b>	84	Philip Bland, FS
2003	56	Ryon Bingham, NT	149	<b>Barrett Ruud, MLB</b>	69	Daniel Bullocks, SS
2004	43	Le Kevin Smith, DT	143	<b>Barrett Ruud, MLB</b>	63	Josh Bullocks, FS
2005	50	Titus Adams, DT	98	<b>Corey McKeon, MLB</b>	83	Daniel Bullocks, SS
2006	52	Adam Carriker, DE	76	<b>Stewart Bradley, LB</b>	74	Andre Jones, CB
2007	45	Zach Potter, DE	92	<b>Steve Octavien, LB</b>	78	Larry Asante, SS
2008	76	<b>Ndamukong Suh, DT</b>	51	Cody Glenn, LB	67	Larry Asante, SS
2009	85	<b>Ndamukong Suh, DT</b>	83	Phillip Dillard, LB	79	Larry Asante, SS
2010	70	Jared Crick, DT	152	<b>Lavonte David, LB</b>	99	Dejon Gomes, FS
2011	58	Cameron Meredith, DE	133	<b>Lavonte David, LB</b>	80	Daimion Stafford, S
2012	59	Eric Martin, DE	110	<b>Will Compton, LB</b>	96	Daimion Stafford, S
2013	66	Randy Gregory, DE	87	David Santos, LB	91	<b>Corey Cooper, S</b>
2014	54	Randy Gregory, DE	103	<b>Zaire Anderson, LB</b>	88	Nathan Gerry, S
2015	29	Maliek Collins, DT	61	Josh Banderas, LB	79	<b>Nathan Gerry, S</b>
2016	40	Ross Dzuris, DE	93	<b>Josh Banderas, LB</b>	74	Nathan Gerry, S
2017	42	Carlos Davis, DL	95	<b>Chris Weber, LB</b>	48	Aaron Williams, DB
2018	41	Khalil Davis, DL	112	<b>Mohamed Barry, LB</b>	70	Aaron Williams, DB
2019	45	Khalil Davis, DL	89	<b>Mohamed Barry, LB</b>	67	Marquel Dismuke, S
2020	27	Ben Stille, DL	58	<b>JoJo Domann, OLB</b>	51	Deontai Williams, S
2021	46	Ben Stille, DL	108	<b>Luke Reimer, LB</b>	57	Quintin Newsome, DB
2022	46	Colton Feist, DT	86	<b>Luke Reimer, LB</b>	73	Myles Farmer, S
2023	40	Nash Hutmacher, DT	86	<b>Isaac Gifford, ROV</b>	51	Omar Brown, S
2024	37	Ty Robinson, DL	70	John Bullock, LB	73	<b>Isaac Gifford, DB</b>

Note: Bold indicates overall season leader, not just position leader

# Unassisted Tackles (By Position)

Year	No.	Linemen	No.	LB/RE/OLB	No.	Backs
1965	28	Walt Barnes, RT	30	Mike Kennedy, LB	29	Bill Johnson, LCB
					29	Larry Wachholtz, S
1966	42	Carel Stith, LT	37	Lynn Senkbeil, LB	38	Marv Mueller, S
1967	59	Wayne Meylan, MG	34	Barry Alvarez, LB	23	Jim Hawkins, LCB
1968	16	Bob Liggett, LT	36	Jerry Murtaugh, SLB	52	Al Larson, LCB
1969	34	Ken Geddes, MG	41	Jerry Murtaugh, SLB	26	Dana Stephenson, LCB
1970	41	Ed Periard, MG	71	Jerry Murtaugh, SLB	38	Joe Blahak, LCB
1971	46	Rich Glover, MG	42	Bob Terrio, WLB	28	Joe Blahak, LCB
1972	52	Rich Glover, MG	20	John Pitts, WLB	29	Joe Blahak, LCB
1973	50	John Bell, MG	29	Tom Ruud, SLB	17	Zaven Yaralian, LCB
1974	38	John Lee, MG	38	Tom Ruud, SLB	16	George Kyros, S
1975	27	Mike Fultz, RT	47	Clete Pillen, WLB	22	Dave Butterfield, LCB
1976	34	Mike Fultz, RT	65	Clete Pillen, SLB	32	Ted Harvey, RCB
1977	20	Randy Poeschl, RT	46	Lee Kunz, SLB	44	Jim Pillen, M
	20	Kerry Weinmaster, MG				
1978	43	Kerry Weinmaster, MG	63	Lee Kunz, WLB	27	Jim Pillen, M
1979	26	Kerry Weinmaster, MG	51	Kim Baker, WLB	25	Russell Gary, S
1980	30	Curt Hineine, MG	48	Jimmy Williams, LE	46	Russell Gary, S
	30	Henry Waechter, RT				
1981	41	Henry Waechter, RT	59	Steve Damkroger, SLB	34	Jeff Krejci, S
1982	38	Jeff Merrell, MG	53	Steve McWhirter, SLB	34	Bret Clark, S
1983	26	Rob Stuckey, RT	64	Mike Knox, WLB	37	Bret Clark, S
	26	Mark Tranmer, MG				
1984	26	Ken Shead, MG	58	Marc Munford, WLB	30	Bret Clark, S
1985	43	Jim Skow, RT	43	Marc Munford, WLB	26	Chris Carr, S
1986	31	Danny Noonan, MG	49	Marc Munford, WLB	38	Charles Fryar, RCB
1987	36	Neil Smith, LT	41	Broderick Thomas, LE	26	Mark Blazek, S
1988	35	Willie Griffin, LT	53	Broderick Thomas, LOLB	37	Reggie Cooper, SS
	35	Lawrence Pete, MG				
1989	19	Mike Murray, MG	36	Pat Tyrance, WLB	38	Reggie Cooper, SS
1990	33	Kenny Walker, RT	41	Pat Tyrance, WLB	36	Reggie Cooper, SS
1991	25	Pat Engelbert, MG	28	Mike Anderson, WLB	35	Steve Carmer, SS
			28	Travis Hill, LOLB		
1992	29	John Parrella, LT	35	Travis Hill, LOLB	31	Steve Carmer, SS
1993	19	Terry Connealy, NT	47	Trev Alberts, ROLB	43	Toby Wright, SS
1994	32	Christian Peter, DT	41	Ed Stewart, WLB	41	Kareem Moss, ROV
1995	12	Christian Peter, DT	27	Terrell Farley, WLB	27	Mike Minter, ROV
1996	17	Jason Peter, DT	36	Jamel Williams, SLB	22	Eric Stokes, FS
1997	22	Jason Peter, DT	28	Grant Wistrom, RE	36	Mike Brown, ROV
1998	16	Loran Kaiser, DT	33	Eric Johnson, WLB	37	Mike Brown, ROV
1999	23	Steve Warren, DT	32	Carlos Polk, MLB	56	Mike Brown, ROV
2000	19	Jason Lohr, NT	40	Carlos Polk, MLB	33	Keyuo Craver, LCB
2001	16	Jeremy Slechta, DT	27	Jamie Burrow, MLB	35	Keyuo Craver, LCB
			27	Chris Kelsay, RE		
2002	21	Ryon Bingham, NT	38	Demorrio Williams, WLB	44	Philip Bland, FS
2003	27	Ryon Bingham, NT	83	Demorrio Williams, WLB	44	Daniel Bullocks, SS
2004	19	Adam Carriker, DE	86	Barrett Ruud, MLB	43	Josh Bullocks, FS
2005	26	Adam Carriker, DE	61	Corey McKeon, MLB	46	Daniel Bullocks, SS
	26	Titus Adams, DT				
2006	24	Adam Carriker, DE	41	Stewart Bradley, SLB	52	Andre Jones, CB
2007	26	Zach Potter, DE	56	Steve Octavien, WLB	43	Armando Murillo, CB
2008	39	Ndamukong Suh, DT	26	Cody Glenn, WLB	45	Larry Asante, SS
2009	52	Ndamukong Suh, DT	45	Phillip Dillard, LB	42	Larry Asante, SS
2010	36	Jared Crick, DT	84	Lavonte David, LB	51	Dejon Gomes, FS
2011	27	Cameron Meredith, DE	65	Lavonte David, LB	46	Daimion Stafford, S
2012	32	Eric Martin, DE	37	Will Compton, LB	51	Daimion Stafford, S
2013	40	Randy Gregory, DE	48	David Santos, LB	52	Corey Cooper, S
2014	23	Randy Gregory, DE	48	Zaire Anderson, LB	49	Nathan Gerry, S
2015	15	Maliek Collins, DT	36	Dedrick Young, LB	31	Byerson Cockrell, S
	15	Greg McMullen, DE				
2016	21	Ross Dzuris, DE	40	Josh Banderas, LB	48	Joshua Kalu, CB
2017	17	Carlos Davis, DL	39	Chris Weber, LB	33	Joshua Kalu, DB
2018	24	Khalil Davis, DL	55	Mohamed Barry, LB	45	Aaron Williams, DB
2019	28	Khalil Davis, DL	43	Will Honas, LB	42	Marquel Dismuke, S
2020	12	Ben Stille, DL	35	JoJo Domann, OLB	37	Deontai Williams, S
2021	21	Ben Stille, DL	60	Luke Reimer, LB	38	Quintai Newsome, CB
2022	19	Colton Feist, DT	38	Luke Reimer, LB	43	Isaac Gifford, ROV
2023	17	Jimari Butler, DE	27	John Bullock, LB	44	Isaac Gifford, ROV
2024	21	Ty Robinson, DL	35	John Bullock, LB	45	DeShon Singleton, DB

Note: Bold indicates overall season leader, not just position leader

# The Last Time An Individual Had...

## 50-59 Yard Run

Nebraska: Chubba Purdy, at Wisconsin, Nov. 18, 2023 (55)

Opponent: Ethan Garbers, UCLA, Nov. 22, 2024 (57)

## 60-69 Yard Run

Nebraska: Trey Palmer, at Purdue, Oct. 15, 2022 (60)

Opponent: Dillon Gabriel, Oklahoma, Sept. 17, 2022 (61)

## 70-79 Yard Run

Nebraska: Josh Fleeks, vs. Michigan, Sept. 30, 2023 (74-TD)

Opponent: Braelon Allen, at Wisconsin, Nov. 20, 2021 (71-TD)

## 80-89 Yard Run

Nebraska: Xavier Betts, vs. Northwestern, Oct. 2, 2021 (83-TD)

Opponent: Jonathan Taylor, at Wisconsin, Oct. 6, 2018 (88-TD)

## 90-99 Yard Run

Nebraska: Taylor Martinez, at UCLA, Sept. 8, 2012 (92-TD)

Opponent: Eli Roberson, at Kansas State, Nov. 16, 2002 (91-TD)

## 100-199 Rushing Yards, Game

Nebraska: Emmett Johnson, vs. Wisconsin, Nov. 23, 2024 (113)

Opponent: Woody Marks, at USC, Nov. 16, 2024 (146)

## 200-249 Rushing Yards, Game

Nebraska: Ameer Abdullah, vs. Rutgers, Oct. 25, 2014 (225)

Opponent: Braelon Allen, at Wisconsin, Nov. 20, 2021 (228)

## 250-299 Rushing Yards, Game

Nebraska: Calvin Jones, vs. Kansas, Nov. 9, 1991 (294 yards)

Opponent: Jamaal Charles, at Texas, Oct. 27, 2007 (290 yards)

## 300-Plus Rushing Yards, Game

Nebraska: Roy Helu Jr., vs. Missouri, Oct. 30, 2010

(307 yards)

Opponent: Melvin Gordon, at Wisconsin, Nov. 15, 2014 (408 yards)

## Four Rushing Touchdowns, Game

Nebraska: Ameer Abdullah, at Northwestern, Oct. 18, 2014 (4)

Opponent: Melvin Gordon, at Wisconsin, Nov. 15, 2014 (4)

## 20-29 Rushing Attempts, Game

Nebraska: Dante Dowdell, vs. Illinois, Sept. 20, 2024 (20)

Opponent: Braelon Allen, at Wisconsin, Nov. 18, 2023 (22)

## 30-39 Rushing Attempts, Game

Nebraska: Anthony Grant, vs. Indiana, Oct. 1, 2012 (32)

Opponent: Mohamed Ibrahim, Minnesota, Nov. 5, 2022 (32)

## 40-Plus Rushing Attempts, Game

Nebraska: Never accomplished

Opponent: Steve Owens, Oklahoma, Nov. 23, 1968 (41)

## 60-69 Yard Pass

Nebraska: Casey Thompson to Trey Palmer, at Purdue,

Oct. 15, 2022 (64)

Opponent: Will Howard to Jeremiah Smith, at Ohio State, Oct. 26, 2024 (60-TD)

## 70-79 Yard Pass

Nebraska: Heinrich Haarberg to Jaylen Lloyd, vs. Purdue, Oct. 28, 2023 (73-TD)

Opponent: Jackson Stratton to Kaleb Johnson, at Iowa Nov. 29, 2024 (72-TD)

## 80-89 Yard Pass

Nebraska: Casey Thompson to Trey Palmer, at Iowa, Nov. 25, 2022 (87-TD)

Opponent: Jack Plummer to David Bell, at Purdue, Dec. 5, 2020 (89-TD)

## 90-99 Yard Pass

Nebraska: Tommy Armstrong Jr. to Quincy Enunwa, vs. Georgia (Gator Bowl) Jan. 1, 2014 (99-TD)

Opponent: Steven Montez to K.D. Nixon, at Colorado Sept. 7, 2019 (96-TD)

## 200-299 Passing Yards, Game

Nebraska: Dylan Raiola, vs. Boston College, Dec. 28, 2024 (224)

Opponent: Braedyn Locke, Wisconsin, Nov. 23, 2024 (292)

## 300-399 Passing Yards, Game

Nebraska: Casey Thompson, at Purdue, Oct. 15, 2022 (354)

Opponent: Grayson James, Boston College, Dec. 28, 2024 (301)

## 400-499 Passing Yards, Game

Nebraska: Tanner Lee, at Purdue, Oct. 28, 2017 (431)

Opponent: Kyle Vantrease, Georgia Southern, Sept. 10, 2023 (409)

## 500-Plus Passing Yards, Game

Nebraska: Joe Ganz, vs. Kansas State, Nov. 10, 2007 (510 yards)

Opponent: Tim Rattay, Louisiana Tech, Aug. 29, 1998 (590 yards)

## 20-29 Pass Completions, Game

Nebraska: Dylan Raiola, vs. Boston College, Dec. 28, 2024 (22)

Opponent: Grayson James, Boston College, Dec. 28, 2024 (26)

## 30-39 Pass Completions, Game

Nebraska: Tanner Lee, at Purdue, Oct. 28, 2017 (32)

Opponent: Shedeur Sanders, at Colorado, Sept. 9, 2023 (31)

## 40-Plus Pass Completions, Game

Nebraska: Never accomplished

Opponent: Clayton Thorson, at Northwestern, Oct. 13, 2018 (41)

## 40-49 Pass Attempts, Game

Nebraska: Dylan Raiola, at Indiana, Oct. 19, 2024 (44)

Opponent: Grayson James, Boston College, Dec. 28, 2024 (41)

## 50-59 Pass Attempts, Game

Nebraska: Tanner Lee, at Purdue, Oct. 28, 2017 (50)

Opponent: Aiden O'Connell, at Purdue, Oct. 15, 2022 (54)

## 60-Plus Pass Attempts, Game

Nebraska: Never accomplished

Opponent: Clayton Thorson, at Northwestern, Oct. 13, 2018 (64)

## Four or More Touchdown Passes, Game

Nebraska: Ryker Fyfe, at Purdue, Oct. 31, 2015 (4)

Opponent: Luke Altmeyer, Illinois, Sept. 20, 2024 (4)

## 300-Plus Total-Offense Yards, Game

Nebraska: Casey Thompson, at Purdue, Oct. 15, 2022 (353)

Opponent: Grayson James, Boston College, Dec. 28, 2024 (323)

## 400-Plus Total-Offense Yards, Game

Nebraska: Adrian Martinez, at Rutgers, Dec. 18, 2020 (412)

Opponent: Kyle Vantrease, Georgia Southern, Sept. 10, 2023 (416)

## 500-Plus Total-Offense Yards, Game

Nebraska: Joe Ganz, at Colorado, Nov. 23, 2007 (521)

Opponent: Tim Rattay, Louisiana Tech, Aug. 29, 1998 (568)

## 7-9 Pass Receptions, Game

Nebraska: Jacory Barney Jr., vs. Wisconsin, Nov. 23, 2024 (9)

Opponent: Lewis Bond, Boston College, Dec. 28, 2024 (7)

## 10-13 Pass Receptions, Game

Nebraska: Trey Palmer, vs. Oklahoma, Sept. 17, 2022 (10)

Opponent: Smoke Harris, Louisiana Tech, Sept. 23, 2023 (10)

## 14-Plus Pass Receptions, Game

Nebraska: Dennis Richnafsky, at Kansas State, Oct. 7, 1967 (14)

Opponent: Jaxon Smith-Njigba, vs. Ohio St., Nov. 6, 2021 (15)

## 100-149 Receiving Yards, Game

Nebraska: Isaiah Neyor, vs. UTEP, Aug. 31, 2024 (121)

Opponent: Vinny Anthony II, Wisconsin, Nov. 23, 2024 (137)

## 150-199 Receiving Yards, Game

Nebraska: Trey Palmer, at Iowa, Nov. 26, 2022 (165)

Opponent: Xavier Weaver, at Colorado, Sept. 9, 2023 (170)

## 200-299 Receiving Yards, Game

Nebraska: Trey Palmer, at Purdue, Oct. 15, 2022 (237)

Opponent: Jaxon Smith-Njigba, Ohio State, Nov. 6, 2021 (240)

**300-399 Receiving Yards, Game**

Nebraska: Never accomplished  
Opponent: Never accomplished

**400-Plus Receiving Yards, Game**

Nebraska: Never accomplished  
Opponent: Troy Edwards, Louisiana Tech, Aug. 29, 1998 (405)

**Two Receiving Touchdowns, Game**

Nebraska: Isaiah Neyor, vs. Illinois, Sept. 20, 2024 (2)  
Opponent: Bryson Green, Wisconsin, Nov. 23, 2024 (2)

**Three Receiving Touchdowns, Game**

Nebraska: Brandon Kinnie, at Oklahoma State, Oct. 23, 2010 (3)  
Opponent: Dezmon Briscoe, at Kansas, Nov. 3, 2007 (3)

**15-19 Tackles, Game**

Nebraska: Luke Reimer, vs. Northwestern, Aug. 27, 2022 (15)  
Opponent: Dorian Hopkins, UTEP, Aug. 31, 2024 (16)

**20-29 Tackles, Game**

Nebraska: Lee Kunz, at Oklahoma, Nov. 25, 1977 (23)  
Opponent: Michael Boley, Southern Miss, Sept. 11, 2004 (20)

**30-Plus Tackles, Game**

Nebraska: Clete Pilen, vs. Oklahoma St., Nov. 6, 1976 (30)  
Opponent: Ryan Greenhagen, Fordham, Sept. 4, 2021 (31)

**Two Quarterback Sacks, Game**

Nebraska: James Williams, vs. Rutgers, Oct. 5, 2024 (2-16)  
Opponent: Ethan Hurkett, at Iowa, Nov. 29, 2024 (2-14)

**Three Quarterback Sacks, Game**

Nebraska: Randy Gregory, at Michigan, Nov. 9, 2013 (3-14)  
Opponent: Mustaf Johnson, at Colorado, Sept. 7, 2019 (3-21)

**Four Quarterback Sacks, Game**

Nebraska: Ndamukong Suh, vs. Texas  
(Big 12 Championship), Dec. 5, 2009 (4.5-21)  
Opponent: Brandon Sharpe, Texas Tech, Oct. 17, 2009 (4-19)

**Five Quarterback Sacks, Game**

Nebraska: Jared Crick, at Baylor, Oct. 31, 2009  
(5-24, school record)  
Opponent: Never accomplished

**Five Tackles for Loss, Game**

Nebraska: Cianté Evans, vs. Northwestern, Nov. 2, 2013 (5-23)  
Opponent: A.J. Epenesa, at Nebraska, Nov. 29, 2019 (5-22)

**Six Tackles for Loss, Game**

Nebraska: Ndamukong Suh, vs. Texas  
(Big 12 Championship), Dec. 5, 2009 (7-22);  
Jared Crick, at Baylor, Oct. 31, 2009 (7-28)  
Opponent: Golen Robinson, at Purdue, Oct. 28, 2017 (6-16)

**Seven Tackles for Loss, Game**

Nebraska: Ndamukong Suh, vs. Texas  
(Big 12 Championship), Dec. 5, 2009 (7-22);  
Jared Crick, at Baylor, Oct. 31, 2009 (7-28)  
Opponent: Never accomplished

**Five Pass Breakups, Game**

Nebraska: Dicaprio Bootle, at Michigan, Sept. 22, 2018 (5)  
Opponent: Never accomplished

**Six Pass Breakups, Game**

Nebraska: Fabian Washington, vs. Kansas, Oct. 2, 2004 (6)  
Opponent: Never accomplished

**Intercepted Two Passes, Game**

Nebraska: Tommi Hill, vs. Purdue, Oct. 28, 2023 (2)  
Opponent: Tarheed Still, Maryland, Nov. 11, 2023 (2)  
Dante Trader, Maryland, Nov. 11, 2023 (2)

**Intercepted Three Passes, Game**

Nebraska: Matt O'Hanlon, vs. Oklahoma, Nov. 7, 2009  
Opponent: Anthony Brown, Purdue, Oct. 31, 2015

**Recovered Two Fumbles, Game**

Nebraska: Zaire Anderson, at Wisconsin, Nov. 15, 2014  
Opponent: Jartavius Martin, at Illinois, Sept. 21, 2018

**Recovered Three Fumbles, Game**

Nebraska: Broderick Thomas, at Colorado, Oct. 19, 1985  
Opponent: Never accomplished

**Kicked a 50-Yard Field Goal**

Nebraska: John Hohl, at Ohio State, Oct. 26, 2024 (54)  
Opponent: Drew Stevens, at Iowa, Nov. 29, 2024 (53)

**Punt-Return Touchdown**

Nebraska: JD Spielman, vs. South Alabama,  
Aug. 31, 2019 (76 yards)  
Opponent: Jayden Reed, at Michigan State,  
Sept. 25, 2021 (62 yards)

**Kickoff-Return Touchdown**

Nebraska: JD Spielman, vs. Arkansas State, Sept. 2, 2017  
(99 yards)  
Opponent: Stephen Bracey, at Wisconsin, Nov. 20, 2021  
(91 yards)

**Pass Interception-Return Touchdown**

Nebraska: Ceyair Wright, at USC, Nov. 16, 2024 (45 yards)  
Opponent: Kain Medrano, UCLA, Nov. 2, 2024 (38 yards)

**Fumble-Return Touchdown**

Nebraska: Deontai Williams, vs. Penn State, Nov. 14, 2020 (26 yards)  
Opponent: Kydran Jenkins, Purdue, Oct. 28, 2023 (55 yards)

**Blocked Punt**

Nebraska: Blaise Gunnerson, at Illinois, Oct. 6, 2022  
Opponent: Flip Dixon, Jamier Wright-Collins, Rutgers, Oct. 5, 2024

**Blocked Punt Returned for Touchdown**

Nebraska: Malcolm Hartzog Jr., vs. Indiana, Oct. 1, 2022 (30 yards)  
Opponent: Kyle Fisher, Iowa, Nov. 26, 2021 (14 yards)

**Blocked Punt for Safety**

Nebraska: Marquel Dismuke, vs. Illinois, Nov. 11, 2018  
Opponent: Keandre Jones, Ohio State, Nov. 3, 2018

**Blocked Two Punts in a Game**

Nebraska: Kieron Williams, vs. USC (Holiday Bowl),  
Dec. 27, 2014  
Opponent: Never accomplished

**Blocked Field Goal**

Nebraska: Ty Robinson, vs. Colorado, Sept. 7, 2024  
Opponent: Joe Anderson, at Purdue, Sept. 28, 2024  
Damarjhe Lewis, at Purdue, Sept. 28, 2024

**Blocked Two Field Goals in a Game**

Nebraska: Kyle Vanden Bosch, vs. Texas A&M, Nov. 6, 1999  
Opponent: Never accomplished

**Blocked FG Returned for Touchdown**

Nebraska: Quinton Newsome, vs. Purdue, Oct. 28, 2023 (68 yards)  
Opponent: Never accomplished

**Blocked PAT**

Nebraska: Joshua Kalu, at Purdue, Oct. 31, 2015  
Opponent: Ashton McShane, Boston College, Dec. 28, 2024

**Blocked PAT Returned for Two Points**

Nebraska: Never accomplished  
Opponent: Ashton McShane, Boston College  
(Pinstripe Bowl), Dec. 28, 2024  
Patrick Fields, at Oklahoma, Oct. 18, 2021  
Stephon Gilmore, South Carolina (Capital One Bowl),  
Jan. 2, 2012  
Greg Biekert, Colorado, Nov. 2, 1991

# The Last Time A Team...

## Rushed for 300-399 Yards, Game

Nebraska: vs. Louisiana Tech, Sept. 23, 2023 (312 yards)  
Opponent: Oklahoma, Sept. 17, 2022 (312 yards)

## Rushed for 400-499 Yards, Game

Nebraska: vs. Northwestern, Oct. 2, 2021 (427 yards)  
Opponent: at Minnesota, Nov. 11, 2017 (409 yards)

## Rushed for 500-599 Yards, Game

Nebraska: vs. San Jose State, Sept. 2, 2000 (505 yards)  
Opponent: at Wisconsin, Nov. 15, 2014 (581 yards)

## Rushed for 600 Yards, Game

Nebraska: at Baylor, Oct. 13, 2001 (641 yards)  
Opponent: Never accomplished

## Recorded 60-69 Rushing Attempts, Game

Nebraska: vs. Fordham, Sept. 4, 2021 (65 attempts)  
Opponent: Michigan, Nov. 19, 2011 (61 attempts)

## Recorded 70-79 Rushing Attempts, Game

Nebraska: vs. Illinois, Sept. 27, 2014 (70 attempts)  
Opponent: Iowa State, Nov. 14, 1992 (70 attempts)

## Recorded 80-Plus Rushing Attempts, Game

Nebraska: vs. Iowa State, Nov. 9, 1985 (83 attempts)  
Opponent: Never accomplished

## Passed for 200-299 Yards, Game

Nebraska: vs. Boston College, Dec. 28, 2024 (232 yards)  
Opponent: Wisconsin, Nov. 23, 2024 (292 yards)

## Passed for 300-399 Yards, Game

Nebraska: at Purdue, Oct. 15, 2022 (354 yards)  
Opponent: Boston College, Dec. 28, 2024 (301 yards)

## Passed for 400-499 Yards, Game

Nebraska: at Wisconsin, Oct. 6, 2018 (407 yards)  
Opponent: Georgia Southern, Sept. 10, 2022 (409 yards)

## Passed for 500-599 Yards, Game

Nebraska: vs. Kansas State, Nov. 10, 2007 (519 yards)  
Opponent: Louisiana Tech, Aug. 29, 1998 (590 yards)

## Completed 20-29 Passes, Game

Nebraska: vs. Boston College, Dec. 28, 2024 (23)  
Opponent: Boston College, Dec. 28, 2024 (26)

## Completed 30-39 Passes, Game

Nebraska: at Purdue, Oct. 28, 2017 (32)  
Opponent: at Colorado, Sept. 9, 2023 (32)

## Completed 40-Plus Passes, Game

Nebraska: Never accomplished  
Opponent: at Northwestern, Oct. 13, 2018 (41)

## Attempted 40-49 Passes, Game

Nebraska: at Indiana, Oct. 19, 2024 (46)  
Opponent: Boston College, Dec. 28, 2024 (41)

## Attempted 50-59 Passes, Game

Nebraska: at Purdue, Oct. 28, 2017 (50)  
Opponent: at Purdue, Oct. 15, 2022 (54)

## Attempted 60-Plus Passes, Game

Nebraska: Never accomplished  
Opponent: at Northwestern, Oct. 13, 2018 (65)

## Recorded 600-699 Total-Offense Yards, Game

Nebraska: vs. Northwestern, Oct. 2, 2021 (657 yards)  
Opponent: at Purdue, Oct. 15, 2022 (606 yards)

## Recorded 700 Total-Offense Yards, Game

Nebraska: vs. Florida Atlantic, Aug. 30, 2014 (784 yards)  
Opponent: Never accomplished

## Recorded 30 First Downs, Game

Nebraska: vs. UTEP, Aug. 31, 2024 (30)  
Opponent: at Purdue, Oct. 15, 2022 (38)

## Scored 30-39 Points, Game

Nebraska: vs. Northern Iowa, Sept. 14, 2024  
(Nebraska won, 34-3)  
Opponent: at Illinois, Sept. 20, 2024 (Illinois won, 31-24 OT)

## Scored 40-49 Points, Game

Nebraska: vs. Wisconsin, Nov. 23, 2024 (Nebraska won 44-25)  
Opponent: Michigan, Sept. 30, 2023 (Michigan won, 45-7)

## Scored 50-59 Points, Game

Nebraska: vs. Northwestern, Oct. 2, 2021  
(Nebraska won, 56-7)  
Opponent: at Indiana, Oct. 19, 2024 (Indiana won 56-7)

## Scored 60-69 Points, Game

Nebraska: vs. Northwestern (Alamo Bowl), Dec. 30, 2000  
(Nebraska won, 66-17)  
Opponent: at Ohio State, Nov. 5, 2016  
(Ohio State won 62-3)

## Scored 70 Points, Game

Nebraska: vs. Idaho State, Sept. 22, 2012  
(Nebraska won, 73-7)  
Opponent: Wisconsin (Big Ten Championship),  
Dec. 1, 2012 (Wisconsin won, 70-31)

## Scored 30 Points in a Quarter

Nebraska: vs. Northwestern (Alamo Bowl),  
Dec. 30, 2000 (31 in second quarter)  
vs. Baylor, Oct. 21, 2000 (38 in first quarter)  
Opponent: at Oklahoma, Nov. 1, 2008 (35 in first quarter)

## Had Two 100-Yard Rushers in a Game

Nebraska: vs. Louisiana Tech, Sept. 23, 2023  
(Heinrich Haarberg, 19 att, 157 yards, 1 TD;  
Anthony Grant, 22 att., 139 yards, 1 TD)  
Opponent: Illinois, Nov. 21, 2020  
(Mike Epstein, 13 carries, 113 yards TD;  
Chase Brown, 26 carries, 110 yards, 2 TD)

## Held Time of Possession of 40 Minutes, Game

Nebraska: at Texas Tech, Oct. 11, 2008 (40:12)  
Opponent: at Purdue, Oct. 15, 2022 (42:42)

## Recorded a Defensive Safety

Nebraska: vs. UTEP, Aug. 31, 2024 (Ty Robinson)  
Opponent: at Minnesota, Oct. 16, 2021  
\*Boston College, Dec. 28, 2024 (Ashton McShane)  
returned a blocked PAT for a safety in the Pinstripe Bowl

## Recorded a Shutout

Nebraska: vs. Arizona (Holiday Bowl),  
Dec. 30, 2009 (33-0)  
Opponent: Arizona State, Sept. 21, 1996 (19-0)

## Fumbled Seven Times, Game

Nebraska: vs. Idaho, Sept. 11, 2010 (8 fumbles, 3 lost)  
Opponent: Nicholls State, Sept. 9, 2006 (7 fumbles, 3 lost)

## Fumbled Eight Times, Game

Nebraska: vs. Idaho, Sept. 11, 2010 (8 fumbles, 3 lost)  
Opponent: Oklahoma, Nov. 21, 1987 (8 fumbles, 3 lost)

## Fumbled 10 Times, Game

Nebraska: vs. Kansas State, Nov. 13, 1999 (10 fumbles, 3 lost)  
Opponent: Auburn, Oct. 3, 1981 (10 fumbles, 5 lost)

**Four Fumbles Lost, Game****Nebraska:** vs. Purdue, Oct. 28, 2023

(5 fumbles, 4 lost)

**Opponent:** at Maryland, Nov. 23, 2019

(4 fumbles, 4 lost)

**Five Fumbles Lost, Game****Nebraska:** vs. Iowa State, Oct. 24, 2009

(7 fumbles, 5 lost)

**Opponent:** Arizona State, Sept. 28, 1991

(7 fumbles, 5 lost)

**Six Fumbles Lost, Game****Nebraska:** at Iowa State, Nov. 13, 1976

(8 fumbles, 6 lost)

**Opponent:** Iowa State, Nov. 15, 1980

(6 fumbles, 6 lost)

**Defense Scored Two or More Touchdowns, Game****Nebraska:** vs. South Alabama, Aug. 31, 2019

(1 interception, 1 fumble recovery)

**Opponent:** Northern Illinois, Sept. 16, 2017

(2 interceptions)

**Defense Intercepted Three Or More Passes, Game****Nebraska:** at Rutgers, Oct. 7, 2022 (3)**Opponent:** Maryland, Nov. 11, 2023 (4)**Defense Recorded 15 or More Tackles for Loss, Game****Nebraska:** at Michigan, Nov. 9, 2013 (16-67)**Opponent:** at Michigan, Sept. 22, 2018 (15-65)**Defense Recorded Seven or More Sacks, Game****Nebraska:** vs. Northwestern, Oct. 21, 2023 (8-51)**Opponent:** at Michigan, Sept. 25, 2021 (7-34)**Defense Recorded 10 or More Sacks, Game****Nebraska:** vs. Maine, Sept. 3, 2005 (11-69)**Opponent:** Never accomplished**Defense Recorded 15 or More Pass Breakups, Game****Nebraska:** Kansas, Oct. 2, 2004 (17)**Opponent:** Never accomplished**Blocked Two or More Field Goals in a Game****Nebraska:** vs. Iowa, Nov. 24, 2023

(Ty Robinson, Nash Hutmacher)

**Opponent:** at Purdue, Sept. 28, 2024

(Damarjhe Lewis, Joe Anderson)

**Blocked Two or More Punts in a Game****Nebraska:** at Purdue, Nov. 2, 2019

(Eric Lee Jr., Eli Sullivan)

**Opponent:** Rutgers, Oct. 5, 2024

(Flip Dixon, Jamier Wright-Collins)

**Blocked Two or More PATs in a Game****Nebraska:** Never accomplished**Opponent:** Florida, Jan. 2, 1996 (Fiesta Bowl)**Scored Touchdowns on a Kickoff and Punt Return****Nebraska:** Never accomplished**Opponent:** Notre Dame, Sept. 9, 2000**Was Not Penalized****Nebraska:** at Michigan State, Nov. 4, 2023**Opponent:** Michigan, Sept. 30, 2023**Overcame Halftime Deficit to Win Game****Nebraska:** at Rutgers, Oct. 7, 2022

(NU trailed 13-0 at half, but won 14-13)

**Opponent:** at Iowa, Nov. 29, 2024

(Iowa won 13-10, trailed 10-0 at half)

**Overcame Halftime Deficit to Win Game in Lincoln****Nebraska:** vs. Michigan State, Nov. 17, 2018

(NU trailed 3-0 at halftime, but rallied for a 9-6 victory)

**Opponent:** Illinois, Sept. 20, 2024

(Illinois won 31-24 OT, trailed 17-10 at half)

**Trailed After Three Quarters, Rallied to Win Game****Nebraska:** at Rutgers, Oct. 27, 2022

(NU trailed 13-7 after three quarters, but won 14-13)

**Opponent:** at Iowa, Nov. 29, 2024

(Iowa won 13-10, trailed 10-3 after three quarters)

**Trailed After Three Quarters and Rallied to Win Game in Lincoln****Nebraska:** vs. Michigan State, Nov. 17, 2018

(Nebraska trailed 3-0 after three quarters, but won 9-6)

**Opponent:** Wisconsin, Nov. 19, 2022

(Wisconsin won 15-14 after trailing 14-3 after three quarters)

**Tied After Three Quarters, Won Game:****Nebraska:** at Rutgers, Dec. 18, 2020

(Nebraska and Rutgers were tied, 21-21, after three

quarters before Nebraska won 28-21)

**Opponent:** Iowa, Nov. 24, 2023

(Nebraska and Iowa were tied, 10-10, after three quarters before Iowa won 13-10)

**Overtime Game:****Nebraska:** vs. Illinois, Sept. 20, 2024 (Lincoln)

(Illinois won, 31-24 OT)

**Nebraska Overtime Win:****Nebraska:** at Iowa, Nov. 28, 2014 (37-34 OT)

## Nebraska 8-9 in OT

The tiebreaker that had been used since 1981 for Division I-AA, II and III championships and in certain I-AA conferences' regular-season contests went into effect in 1996 for all NCAA football games that were tied at the end of regulation.

An overtime period, untimed, consists of two possessions, one by each team beginning on the opponent's 25-yard line, and the game ends when the score is no longer tied after a complete period. Beginning in the third overtime period, teams that score TDs must attempt a two-point conversion. This rule went into effect in 1997. Beginning in 2020, after two OTs, teams attempt 2-point tries until a winner is determined.

**Nov. 8, 1997:** Nebraska 45, Missouri 38, OT, Columbia, Mo.

**Nov. 26, 1999:** Nebraska 33, Colorado 30, OT, Boulder, Colo.

**Sept. 9, 2000:** Nebraska 27, Notre Dame 24, OT, South Bend, Ind.

**Oct. 1, 2005:** Nebraska 27, Iowa State 20, 2 OT, Lincoln, Neb.

**Sept. 30, 2006:** Nebraska 39, Kansas 32, OT, Lincoln, Neb.

**Oct. 11, 2008:** Texas Tech 37, Nebraska 31, OT, Lubbock, Texas

**Nov. 6, 2010:** Nebraska 31, Iowa State 30, OT, Ames, Iowa

**Nov. 23, 2013:** Nebraska 23, Penn State, 20, OT, University Park, Pa.

**Nov. 28, 2014:** Nebraska 37, Iowa, 34, OT, Iowa City, Iowa

**Sept. 19, 2015:** Miami 36, Nebraska 33, OT, Miami, Fla.

**Oct. 29, 2016:** Wisconsin 23, Nebraska 17, OT, Madison, Wis.

**Nov. 4, 2017:** Northwestern 31, Nebraska 24, OT, Lincoln, Neb.

**Oct. 13, 2018:** Northwestern 34, Nebraska 31, OT, Evanston, Ill.

**Sept. 7, 2019:** Colorado 34, Nebraska 31, OT, Boulder, Colo.

**Sept. 25, 2021:** Michigan St. 23, Nebraska 20, OT, East Lansing, Mich.

**Nov. 18, 2023:** Wisconsin 24, Nebraska 17, OT, Madison, Wis.

**Sept. 20, 2024:** Illinois 31, Nebraska 24, OT, Lincoln, Neb.

## Nebraska's Greatest Comebacks

Nebraska produced two of the biggest comebacks in school history in its first two Homecoming games against Big Ten opponents. In its first home game against Ohio State on Oct. 8, 2011, the Huskers fell behind the Buckeyes 27-6 early in third quarter before rallying for 28 consecutive points in the game's final 23 minutes. NU trailed 27-20 midway through the fourth quarter before I-back Rex Burkhead scored on a 30-yard pass from Taylor Martinez to tie the score with 7:35 left. Burkhead completed the comeback with a seven-yard touchdown run with 5:10 left for a 34-27 Nebraska victory. In the 2012 Homecoming clash with Wisconsin, NU trailed by 17 points on two occasions, the last coming after a Montee Ball touchdown run with 10:29 left in the third quarter to give the Badgers a 27-10 lead. But NU closed the game with 20 straight points, including Brett Maher's game-tying field goal with 0:55 left in the third quarter and his game-winner from 41 yards out with 9:41 left in the game.

The Huskers have trailed by 10 or more points and rallied to win 47 times in history, including a win at Rutgers in 2022. In 2012, NU trailed by 10 or more points in the second half before beating Wisconsin, Northwestern, Michigan State and Penn State in a six-game span from Sept. 29 to Nov. 10.

NU's largest comebacks since 1965 are listed below, including the time the opponent scored to take its largest lead and the time NU produced the game-winning score.

Year	Opponent	Deficit (Time)	Game-Winning Score (Final)
2011	Ohio State	21, 10:53 left 3rd	TD, 5:10, 4th (34-27)
1991	at Kansas	17, 2:15 left 1st	TD, 8:46, 3rd (59-23)
2002	at Texas A&M	17, 7:43 left 3rd	TD, 11:01, 4th (38-31)
2012	Wisconsin	17, 10:29 left 3rd	FG, 9:41, 4th (30-27)
2014	at Iowa	17, 8:45 left 3rd	TD, Overtime (37-34)
1950	Missouri*	14, N/A	N/A
1951	Iowa State*	14, N/A	N/A
1960	Oklahoma	14, 11:19 left 2nd	FG, 1:38, 4th (17-14)
1965	Missouri	14, end of 1st	FG, 5:56, 4th (16-14)
1967	Kansas State	14, 3:19 left 1st	FG, 1:11, 4th (16-14)
1968	Oklahoma State	14, 13:42 left 3rd	TD, 0:57, 4th (21-20)
1979	Iowa	14, 5:21 left 3rd	FG, 5:52, 4th (24-21)
1979	Penn State	14, 3:00 left 1st	TD, 6:02, 2nd (42-17)
1991	Oklahoma	14, 12:39 left 2nd	TD, 2:57, 4th (19-14)
1994	Wyoming	14, 0:25 left 1st	TD, 8:11, 3rd (42-32)
2008	Colorado	14, 5:47 left 1st	FG, 1:43, 4th (40-31)
2012	Penn State	14, 1:08 left 2nd	TD, 10:57, 4th (32-23)
2013	Northwestern	14, 11:07 left, 2nd	TD, 0:00, 4th (27-24)
2015	vs. UCLA	14, 7:55 left 2nd	TD, 4:50, 4th (37-29)
2019	at Illinois	14, 5:40 left 3rd	TD, 8:00, 4th (42-38)
1941	Iowa*	13, N/A	N/A
1982	Hawaii	13, 9:12 left 3rd	TD, 11:27, 4th (37-16)
2016	Oregon	13, 2:30 left 2nd	TD, 2:29, 4th (33-32)
1940	Iowa State*	12, N/A	N/A
1950	Kansas*	12, N/A	N/A
1966	Colorado	12, 3:39 left 2nd	TD, 0:53, 4th (21-19)
1977	Colorado	12, 9:55 left 2nd	TD, 0:06, 2nd (33-15)
2009	at Missouri	12, 13:57 left 4th	TD, 12:59, 4th (27-12)
2012	at Northwestern	12, 8:31 left 4th	TD, 2:08, 4th (29-28)
2015	Michigan State	12, 4:16, left 4th	TD, 0:17, 4th (39-38)
2017	Purdue	12, 14:23, left 4th	TD, 0:14, 4th (25-24)
2022	at Rutgers	13, 6:20, left 2nd	TD, 8:54, 4th (14-13)

\*Specific scoring information is incomplete

### Largest Fourth-Quarter Comebacks

Year	Opponent	4th Quarter Deficit	Final Score
1966	at Colorado	7-19 (-12)	21-19
2009	at Missouri	0-12 (-12)	27-12
2012	at Northwestern	16-28 (-12)	29-28
2015	Michigan State	26-38 (-12)	39-38
2017	at Purdue	12-24 (-12)	25-24
2005	vs. Michigan	17-28 (-11)	32-28
2002	at Texas A&M	21-31 (-10)	38-31
2012	at Michigan St.	14-24 (-10)	28-24
2014	at Iowa	14-24 (-10)	37-34 (ot)

### Bowl Games

2005	Michigan	17-28 (-11)	32-28 (Alamo)
1974	North Carolina	7-17 (-10)	21-17 (Liberty)
1977	Florida	0-10 (-10)	13-10 (Sugar)
1995	Miami	9-17 (-8)	24-17 (Orange)

# Nebraska's Longest Streaks

## Winning Streak

Rk.	Wins	Ended By
1.	26, 1994-96	Arizona State, 19-0, Sept. 21, 1996, at Tempe
2.	24, 1901-04	Colorado, 6-0, Oct. 8, 1904, at Boulder
3.	23, 1970-71	UCLA, 20-17, Sept. 9, 1972, at Los Angeles
4.	22, 1982-83	Miami, 31-30, Jan. 2, 1984, at Miami (Orange Bowl)
5.	19, 1914-16 19, 1996-98	Kansas, 7-3, Nov. 18, 1916, in Lincoln Texas A&M, 28-21, Oct. 10, 1998 at College Station
7.	16, 1963-64	Oklahoma, 17-7, Nov. 21, 1964, at Norman
8.	14, 1912-14	South Dakota, 0-0, Oct. 10, 1914, in Lincoln
9.	13, 1999-2000 13, 2000-01	Oklahoma, 31-14, Oct. 28, 2000, at Norman Colorado, 62-36, Nov. 23, 2001, at Boulder
11.	11, 1974-75 11, 1993	Oklahoma, 35-10, Nov. 22, 1974, at Norman Florida State, 18-16, Jan. 1, 1994, at Miami (Orange Bowl)

## Unbeaten Streak

Rk.	Unbeaten	Ended By
1.	34, 1912-16	Kansas, 7-3, Nov. 18, 1916, in Lincoln
2.	32, 1969-72	UCLA, 20-17, Sept. 9, 1972, at Los Angeles
3.	13, 1932-33	Pittsburgh, 6-0, Nov. 18, 1933, at Pittsburgh

## Losing Streak

Rk.	Losses	Ended Against
1.	10, 2017-18	Minnesota, 53-28, Oct. 20, 2018, in Lincoln
2.	7, 1942-43 7, 1957	Kansas, 7-6, Oct. 23, 1943, in Lincoln Penn State, 14-7, Sept. 28, 1958, in Lincoln
4.	6, 1944-45 6, 2021-22	Kansas, 27-13, Nov. 3, 1945, in Lincoln North Dakota, 38-17, Sept. 3, 2022
6.	5, six times	Most recently in 2022 at Iowa, 24-17, Nov. 25, 2022

## Winless Streak

Rk.	Non-Wins	Ended Against
1.	10, 2017-18	Minnesota, 53-28, Oct. 20, 2018, in Lincoln
2.	7, 1918-19 7, 2021-22	Missouri, 12-5, Nov. 8, 1919, at Columbia North Dakota, 38-17, Sept. 3, 2022
4.	6, 1952-53	Miami, 20-16, Oct. 17, 1953, in Lincoln
5.	5, three times	Most recently in 2022 at Iowa, 24-17, Nov. 25, 2022

## Miscellaneous Streaks

### Most Consecutive Home Sellouts (403)

Nov. 3, 1962-present (NCAA record)

### Most Consecutive .500 or Better Seasons (42)

1962-2003

### Most Consecutive Winning Regular Seasons (42)

1962-2003

### Most Consecutive Winning Seasons (40)

1962-2001

### Most Consecutive Nine-Win Seasons (33)

1969-2001 (NCAA record)

### Most Consecutive Bowl Appearances (35)

1969-2003 (NCAA record)

### Most Consecutive Games Scored In (364)\*

1996-present (last shut out by Arizona State, 19-0, Sept. 21, 1996)

*\*Seventh-longest in NCAA history*

### Most Consecutive Home Games Scored In (378)

Sept. 20, 1969-present (last shut out by Kansas State, 12-0, Nov. 9, 1968)

### Most Consecutive Home Victories (47)\*

Oct. 19, 1991-Oct. 24, 1998 (ended vs. Texas, 20-16, Oct. 31, 1998)

*\*Fifth-longest in NCAA history*

### Most Consecutive Games Unbeaten (34)

Oct. 28, 1912-Nov. 4, 1916 (ended vs. Kansas, 7-3, Nov. 18, 1916)

### Most Consecutive Road Victories (12)

Aug. 28, 1994-Jan. 2, 1996 (ended at Arizona State, 19-0, Sept. 21, 1996)

### Most Consecutive Regular-Season Road Victories (16)

Nov. 27, 1992-Nov. 11, 1995 (ended at Arizona State, 19-0, Sept. 21, 1996)

### Most Consecutive Regular-Season True Away Victories (14)\*

Nov. 27, 1992-Nov. 11, 1995 (ended at Arizona State, 19-0, Sept. 21, 1996)

*\*excludes a win over Kansas State in Tokyo and a win over West Virginia in East Rutherford, N.J.*

### Most Consecutive Bowl Victories (6)

Dec. 20, 1969 Sun Bowl-Dec. 31, 1974 Sugar Bowl (ended by Arizona State, 17-14, in Dec. 26, 1975 Fiesta Bowl)

### Consecutive Homecoming Victories (36)

Nov. 8, 1969-Oct. 30, 2004 (ended by Texas Tech, 34-31, Oct. 8, 2005)

### Consecutive Season-Opening Victories (29)

Sept. 6, 1986 vs. Florida State (34-17)-Aug. 30, 2014 vs. Florida Atlantic (55-7) (ended by BYU, 33-28, in Lincoln, Sept. 5, 2015)

### Consecutive Regular-Season Conference Victories (40)

Nov. 27, 1992-Oct. 3, 1998 (ended at Texas A&M, 28-21, Oct. 10, 1998)

### Most Consecutive Losses (10)

Nov. 4, 2017-Oct. 13, 2018 (ended vs. Minnesota, 53-28, Oct. 20, 2018)

### Most Consecutive Home Losses (7)

Oct. 7, 2017-Sept. 29, 2018 (ended vs. Minnesota, 53-28, Oct. 20, 2018)

### Most Consecutive Road Losses (8)

Sept. 30, 1944-Oct. 27, 1945 (ended at Kansas State, 24-0, Nov. 10, 1945); Oct. 12, 1957-Nov. 22, 1958 (ended at Minnesota, 32-12, Sept. 26, 1959); Nov. 11, 2017-Sept. 7, 2019 (ended at Illinois, 42-38, Sept. 21, 2019)

### Most Consecutive Bowl Losses (7)

Jan. 1, 1988 Fiesta Bowl-Jan. 1, 1993 Orange Bowl (ended vs. Miami, 24-17, Jan. 1, 1994 Orange Bowl)

### Most Consecutive Conference Losses (8)

Nov. 4, 2017-Oct. 13, 2018 (ended vs. Minnesota, 53-28, Oct. 20, 2018)

### Most Consecutive Shutouts (14)

Sept. 27, 1902-Oct. 24, 1903 (ended at Iowa, 17-6, Oct. 31, 1903)

### Most Consecutive Games Shut Out (4)

Nov. 14, 1942-Oct. 2, 1943 (ended vs. Indiana, 13-54, Oct. 9, 1943)

## NU NCAA Stat Champions

### Individual Rushing (yards per game)

1983 Mike Rozier, IB, 179.0

### Individual Scoring (points per game)

1950 Bobby Reynolds, HB-PK, 17.4\*

1983 Mike Rozier, IB, 14.5

\*NCAA record until 1988

### Individual Punt Returns (yards per return)

1986 Rod Smith, SE, 18.9

### Individual Punt Return TDs

2014 De'Mornay Pierson-El, 3

### Individual Blocked Kicks

2014 Kieron Williams, 3

### Team Total Offense (yards per game, since 1937)

1978 501.4

1982 518.6

1997 513.7

### Team Scoring Offense (points per game)

1982 41.1

1983 52.0

1995 52.4

1997 47.1

### Team Rushing Offense (yards per game)

1963 262.6

1965 290.0

1980 378.3

1982 394.3

1983 401.7

1985 374.3

1988 382.3

1989 375.3

1991 353.2

1992 328.2

1994 340.0

1995 399.8

1997 392.6

2000 349.3

2001 314.7

### Team Total Defense (yards per game)

1967 157.6

1984 203.3

### Team Scoring Defense (opponent points per game)

1984 9.5

2009 10.4

### Team Pass Defense (YPG until 1989, eff. rating since)

1967 90.1

1973 39.9

1981 100.1

2003 88.7

2009 87.3

### Turnover Margin

1992 +1.64

2003 +1.77

### Interceptions

2003 32

### Net Punting (net average yards per punt)

1992 41.7

### Blocked Kicks

2014 6

### Blocked Punts

2014 4

## Nebraska Conference Stat Champions

### \*Led NCAA

### Individual Total Offense (yards per game)

1971 Jerry Tagge, QB, 194.4

1974 Dave Humm, QB, 141.5

1976 Vince Ferragamo, QB, 173.8

2012 Taylor Martinez, QB, 277.9

### Individual Rushing (yards per game)

1940 Harry Hopp, HB, 55.8

1950 Bobby Reynolds, HB, 149.1

1980 Jarvis Redwine, IB, 124.3

1983 Mike Rozier, IB, 179.0\*

1984 Doug DuBose, IB, 94.5

1986 Keith Jones, IB, 83.0

1992 Calvin Jones, IB, 110.0

1993 Calvin Jones, IB, 115.9

2001 Dahrran Diedrick, IB, 118.1

### Individual Passing

(yards per game through 1979; NCAA ratings, 1980-present)

1964 Bob Churchich, 89.3

1967 Frank Patrick, 144.9

1971 Jerry Tagge, 168.3

1974 Dave Humm, 130.5

1976 Vince Ferragamo, 172.6

1989 Gerry Gdowski, 177.3

1990 Mickey Joseph, 141.9

1991 Keithen McCant, 146.5

1994 Brook Berringer, 149.5

### Individual Receiving (receptions per game)

1971 Johnny Rodgers, WB, 4.4

1979 Tim Smith, SE, 2.7

### Individual Receiving (yards per game)

2017 Stanley Morgan Jr., WR, 89.6

### Individual Scoring (points per game)

1928 Clair Sloan, HB, 3.9

1929 Robert Young, HB, 3.0

1933 Bernie Masterson, HB, 2.8

1935 Sam Francis, FB, 3.2

1936 Lloyd Cardwell, HB, 4.0

1950 Bobby Reynolds, HB-PK, 17.4\*\*

1964 Kent McCloughan, HB, 7.4

1970 Joe Orduna, IB, 7.8

1972 Johnny Rodgers, WB, 9.3

1982 Mike Rozier, IB, 9.3

1983 Mike Rozier, IB, 14.5\*

1991 Calvin Jones, IB, 8.6

1992 Calvin Jones, IB, 8.2

1993 Calvin Jones, IB, 8.7

1995 Kris Brown, PK, 8.8

2000 Eric Crouch, QB, 10.9

2012 Brett Maher, PK, 8.5

### Individual Punting (yards per punt)

1945 Chick Story, 37.8

1947 Jack Pesek, 42.7

1951 Jim Cederdahl, 42.7

1972 Rich Sanger, 40.2

1984 Scott Livingston, 41.2

1998 Bill Lafleur, 44.9

2003 Kyle Larson, 45.1

2005 Sam Koch, 46.5

2011 Brett Maher, 44.5

### Individual Punt Returns (yards per return)

2014 De'Mornay Pierson-El, 17.5

**Individual Interceptions**

1989	Reggie Cooper, SS, 0.4
1991	Kenny Wilhite, CB, 6 (shared lead in total interceptions)
1994	Barron Miles, CB, 0.42
2003	Josh Bullocks, FS, 0.77

**Team Total Offense (yards per game, since 1937)**

1963	347.6
1964	348.5
1965	404.0
1966	318.8
1977	415.4
1978	501.4*
1979	464.8
1980	506.9
1981	437.5
1982	518.6*
1983	546.7
1984	427.5
1985	472.5
1989	513.3
1990	444.4
1991	506.5
1992	438.2
1995	556.3
1997	513.7*
2000	459.9
2001	451.2
2012	460.8

**Team Rushing Offense (yards per game)**

1940	200.1
1963	262.6*
1965	290.0*
1966	222.4
1980	378.3*
1982	394.3*
1983	401.7*
1984	311.1
1985	374.3*
1988	382.3*
1989	375.3*
1990	340.0
1991	353.2*
1992	328.2*
1993	287.9
1994	340.0*
1995	399.8*
1996	291.9
1997	392.6*
1998	253.8
1999	265.9
2000	349.3*
2001	314.7*
2002	268.7
2010	247.6
2012	253.4

**Team Passing Offense (yards per game)**

1948	112.3
1964	122.0
1967	154.7
1971	179.3
1972	221.0
1974	152.2
1976	188.0

**Team Total Defense (yards per game)**

1940	144.3
1964	167.0
1965	202.7
1966	228.0
1967	157.6*
1969	253.3
1971	202.9
1972	219.2
1975	224.1
1976	262.3
1979	216.6
1980	209.1
1981	240.5
1984	203.3*
1988	262.8
1989	274.1
1990	263.5
1993	307.6
1994	258.8
1996	255.4

**Team Rushing Defense (yards per game)**

1940	85.6
1963	99.9
1964	100.5
1965	109.2
1966	99.6
1967	67.5
1970	145.0
1971	85.9
1975	137.7
1978	150.7
1979	93.1
1980	86.4
1982	125.5
1988	127.9
1989	111.3
1993	143.7
1994	79.3
1995	78.4
1996	83.8
1997	73.4
1999	77.1

**Team Pass Defense (YPG until 1989, eff. rating since)**

1940	58.8
1946	81.8
1955	43.8
1964	66.5
1967	90.1*
1969	122.9
1971	117.0
1972	106.5
1973	39.9*
1975	86.4
1977	94.3
1981	100.1*
1984	124.5
1988	134.8
1990	92.2
1993	102.3
2001	83.8
2003	88.7
2009	87.3*
2010	96.3

## Memorial Stadium History

Nebraska's continuing NCAA record of consecutive home sellouts reached 403 with seven home sellouts in 2024. The stadium has been sold out for 28 straight games over the past four seasons since the sellout streak was paused in 2020 when no fans were allowed due to the COVID-19 pandemic.

The stadium, which celebrated its 100th anniversary in 2023, has gone through many transformations. In 2013, a major renovation on the East side of Memorial Stadium was completed, adding approximately 6,000 new seats. Each new seating area included dedicated restrooms and concessions areas. A new grand lobby, expanded concourse and additional first-aid areas also were added. Fans are greeted by a grand entrance at Gate 20 complete with a statue of Hall of Fame Coach Bob Devaney. An exciting aspect of the expansion was the Nebraska Athletic Performance Lab where cutting-edge imaging technologies and research to better understand foundations of behavior that contribute to health, injury and disease.

In 2006, more than 6,500 seats were added to the stadium's North end, along with a massive HuskerVision screen and Skyline Suites. The additions sit atop the Osborne Athletic Complex, which houses the Huskers' technologically advanced athletic medicine facility, massive weight room, and football locker room, football offices and administrative offices. The first phase of the project also provided the Huskers with a second indoor workout facility, the Hawks Championship Center.

Nebraska's 400th consecutive sellout came in a battle of top-25 teams against Illinois under the lights at Memorial Stadium on Sept. 20, 2024. NU's 300th straight sellout came against Louisiana-Lafayette (Sept. 26, 2009), when a then-school-record 86,304 fans watched the Huskers roll to a 55-0 win. A school-record 91,585 fans attended Nebraska's game against Miami in 2014, and NU's average home attendance was a record 91,249 that same season.

NU's streak of consecutive sellouts started on Nov. 3, 1962, when 36,501 attended the Homecoming game against Missouri. The last non-sellout came Oct. 20, 1962, when NU and Kansas State drew 30,701.

In the fall of 1922, a drive for \$430,000 in stadium construction funds was undertaken by faculty, students, alumni and friends of the University. The quota was over subscribed.

The stadium was named Memorial Stadium to honor all Nebraskans who served in the Civil and Spanish-American Wars; the 751 Nebraskans who died in World War I; the 3,839 in World War II; the 225 in Korea; the 422 in Vietnam; and those in Iraq. Construction was completed in a few more than 90 working days and Memorial Stadium was dedicated on Oct. 20, 1923, at the Homecoming game in which Nebraska was held to a scoreless tie by Kansas.

Inscribed on the four corners of the stadium are the following words, written by former UNL professor of philosophy Hartley Burr Alexander:

**Southeast:** "In Commendation of the men of Nebraska who served and fell in the Nations Wars."

**Southwest:** "Not the victory but the action; Not the goal but the game; In the deed the glory."

**Northwest:** "Courage; Generosity; Fairness; Honor; In these are the true awards of manly sport."

**Northeast:** "Their Lives they held their countrys trust; They kept its faith; They died its heroes."

As part of the continuing improvement of athletic facilities at the University of Nebraska, several major projects have been completed over the past century enhancing the facility. The \$1 million Hewit Center dining/study hall area was opened in March of 1985, underneath the West Stadium adjacent to the strength complex. The weight room and the Hewit Center were expanded and remodeled in 1989.

Before the fall of 1994, NU installed two 17 feet high, by 23 feet wide replay boards, now known to Nebraska faithful as HuskerVision screens. In 2006, one of the largest screens in a college venue was unveiled as part of the new construction project.

Following the 1997 season, construction began on a \$36-million improvement project completed in 1999. The

project included the Don Bryant Media Facility and 42 suites, each of which house 25 fans. Club seating rose from approximately 350 to 1,500 per game. The improvement project tripled the number of restrooms on both the East and West sides of the stadium, doubled the number of concessions in both East and West concourses and included concrete repair and waterproofing throughout the stadium. FieldTurf was also introduced at Memorial Stadium in 1999. The renovations raised the capacity of Memorial Stadium from 72,700 to 73,918. Capacity reached above 80,000 for the first time in 2006, and now is more than 85,000.

### 100 Years In Memorial Stadium

For the past 100 years, Nebraska football teams have gladly called Memorial Stadium home with an impressive 437-152-13 (.737) record posted by the Huskers in their home since it was opened in 1923.

### Under the Lights

Nebraska's first night football game was Nov. 30, 1951, at Miami's Orange Bowl when the Huskers lost to the Miami Hurricanes, 19-7. Ironically, NU's first night football home game came in the 1986 opener against another team from the "Sunshine State", Florida State. Nebraska is 108-51-3 all time under the lights, including 53-11 at home.

### Memorial Stadium Improvements

A chronological listing of Memorial Stadium expansion and improvement from the original 31,000-seat structure built in 1923:

**1946-**Completed Schulte Field House (construction began in 1941, but was interrupted by World War II).

**1964-**South end zone section installed, making the stadium a horseshoe, raising capacity to 48,000

**1965-**Center portion of north end zone section added, raising capacity to more than 53,000.

**1966-**Both wings of the north end zone added, raising capacity to more than 65,000 and making Memorial Stadium into a bowl.

**1967-**New press box and guest section added.

**1970-**Installed new AstroTurf playing surface.

**1972-**South end zone extended, 9,400 seats added, raising capacity to 73,650.

**1973-**Athletic office building completed with dressing and training facilities for varsity football.

**1977-**Replaced AstroTurf and added new scoreboard over the North Stadium.

**1981-**New West Stadium weight room and new visitor's locker room in the North Field House.

**1982-**Expanded North Field House indoor practice area.

**1984-**Artificial All-Pro Turf installed.

**1985-**Completed Hewit Center (dining area/study hall) in West Stadium.

**1989-**Expansion of strength complex and Hewit Center.

**1992-**New AstroTurf-8 artificial turf installed.

**1994-**Installed Mitsubishi Instant Replay boards and completion of Michael Grace production studio (HuskerVision) in West Stadium. Remodeled Section 14 for disabled, reduced seating to 72,700.

**1995-**South Stadium training room remodeled and new interview room and player lounge completed.

**1997-**Groundbreaking began on a \$36-million stadium improvement project to take place over a two-year period. East concourse was renovated with new restrooms and concessions and stadium lights were installed on the east side.

**1998-**Stadium was rededicated on April 24, and the football field was named in honor of Hall of Fame Coach Tom Osborne, who retired as the winningest active coach in college football with a 255-49-3 career record. Lights installed on the west side.

**1999-**Stadium Improvement project completed with 42 suites, club seating, stadium view lounge, new press box and renovated concourses, concessions and restrooms. Seating raised to 74,056. FieldTurf installed in August, making NU the first Division-I program to use the synthetic surface.

**2000-**Increased club seating reduces capacity to 73,918.

**2001**-Expanded team meeting room/players' lounge in South Stadium. Expanded HuskerVision and Hewitt Center in West Stadium.

**2004**-Additional lockers added to South locker room to house entire football squad during construction of Tom and Nancy Osborne Athletic Complex on north end of stadium. North Field House torn down in summer 2004.

**2005**-Replaced FieldTurf, changing subsurface of field.

**2006**-Completion of the Osborne Athletic Complex and Hawks Championship Center on North end of Memorial Stadium. Addition of Skyline Suites and seating for disabled in North Stadium and addition of giant HuskerVision screen in North end zone. Tunnel Walk entrance of Huskers moves from South end zone to North end zone. Nebraska's football offices, locker room and administrative offices move from South to North Stadium.

**2009**-Addition of two HuskerVision boards on the North towers and upgrade of all HuskerVision screens to high-definition format.

**2010**-Addition of Student Life Complex in West Stadium. Expansion of Nebraska football trophy displays in North Stadium.

**2011**-Work begins on East Stadium Expansion in the spring of 2011. Approximately 6,000 seats added along with an athletic research facility. It opened for the 2013 season, raising Memorial Stadium's capacity near 90,000.

**2013**-Replaced FieldTurf at Memorial Stadium and East Stadium expansion completed.

**2017**-Upgraded HuskerVision screen in North end zone, doubling its resolution. Wraparound screens are added to the video boards on the North towers, so fans in North Stadium can view replays and other exciting content even better. South tower screens as well as the ribbon boards on East and West Stadium were updated.

**2024**-The Osborne Legacy Complex, which is the new home of Nebraska football, the Athletic Training Table, Academics and Life Skills, was completed along with a new weight room.

**2025**-Memorial Stadium received new FieldTurf, while the Huskers also replaced practice fields adjacent to the stadium. HuskerVision's studio moved from its original home in West Stadium to North Stadium.

## Nebraska's Top Home Winning Streaks

No.	Began	Ended	Cons. Wins	Ended
1.	10-19-1991	10-31-1998	47	Texas, 16-20
2.	9-28-1901	10-20-1906	33	ISU, 2-14
3.	11-27-1998	11-2-2002	26	Texas, 24-27
4.	9-27-1969	11-23-1972	23	Okla., 14-17
5.	10-3-1981	11-17-1984	21	Okla., 7-17
6.	10-26-1963	10-21-1967	20	Colo., 16-21
7.	9-3-1988	11-3-1990	19	Colo., 12-27

► Nebraska saw the end of a 47-game home winning streak in 1998, with a 20-16 loss to Texas. The 47-game streak is the longest in school history and the fifth-longest in NCAA history, falling 11 victories shy of Miami's all-time mark of 58 consecutive home victories from 1985 to 1994. The Huskers followed the Texas loss with 26 straight wins at Memorial Stadium before a 27-24 win by the Longhorns in 2002.

► Nebraska owns a 195-56 record at Memorial Stadium in the past 37 seasons (1988-2024), and posted a 56-3 mark in the 1990s.

► Since 1980, Nebraska has posted a 235-63 record at Memorial Stadium. Included in that stretch are four of the seven longest home winning streaks in school history — a 47-game streak from 1991 to 1998; a 26-game streak from 1998 to 2002; a 21-game streak from 1981 to 1984; and a 19-game streak from 1988 to 1990.

► Nebraska has posted 41 unbeaten and untied home seasons, including 10 since 1990 and 14 since 1980. NU went 7-0 at home in 2016.

## Memorial Stadium Attendance

Year	Home Games	Home Record	Overall Record	Total Attendance	Average Attendance
1943	4	1-3	2-6-0	28,872	7,218
1944	3	2-1	2-6-0	16,161	5,387
1945	5	3-2	4-5-0	74,371	14,874
1946	4	2-2	3-6-0	122,072	30,518
1947	5	0-5	2-7-0	142,410	28,482
1948	5	2-3	2-8-0	171,776	34,355
1949	5	2-3	4-5-0	166,954	33,391
1950	5	4-0-1	6-2-1	178,881	35,776
1951	5	0-5	2-8-0	179,444	35,889
1952	5	3-2	5-4-1	183,685	36,737
1953	5	2-3	3-6-1	170,568	34,114
1954	5	3-2	6-5-0*	175,144	35,029
1955	5	2-3	5-5-0	170,975	34,195
1956	6	3-3	4-6-0	197,517	32,920
1957	5	0-5	1-9-0	157,829	31,566
1958	5	3-2	3-7-0	150,795	30,159
1959	6	3-3	4-6-0	182,565	30,428
1960	6	2-4	4-6-0	199,973	33,329
1961	6	1-4-1	3-6-1	181,934	30,322
1962	6	5-1	9-2-0*	199,672	33,279
1963	6	5-1	10-1-0*	226,036	37,673
1964	5	5-0	9-2-0*	232,384	46,477
1965	6	6-0	10-1-0*	322,255	53,709
1966	5	5-0	9-2-0*	318,446	63,689
1967	5	3-2	6-4-0	320,932	64,186
1968	5	2-3	6-4-0	335,532	67,106
1969	6	5-1	9-2-0*	400,668	66,778
1970	6	6-0	11-0-1*	403,667	67,278
1971	7	7-0	13-0-0*	473,346	67,621
1972	6	5-1	9-2-1*	456,868	76,145
1973	6	6-0	9-2-1*	456,726	76,121
1974	7	5-2	9-3-0*	534,388	76,341
1975	7	7-0	10-2-0*	533,368	76,195
1976	6	4-2	9-3-1*	455,856	75,976
1977	7	5-2	9-3-0*	533,054	76,154
1978	6	5-1	9-3-0*	455,064	75,844
1979	6	6-0	10-2-0*	456,457	76,076
1980	7	5-2	10-2-0*	532,326	76,047
1981	6	5-1	9-3-0*	457,655	76,276
1982	6	6-0	12-1-0*	457,613	76,269
1983	6	6-0	12-1-0*	458,005	76,334
1984	6	5-1	10-2-0*	457,280	76,213
1985	7	6-1	9-3-0*	531,738	75,963
1986	6	5-1	10-2-0*	456,187	76,031
1987	7	6-1	10-2-0*	533,107	76,158
1988	6	6-0	11-2-0*	458,050	76,342
1989	7	7-0	10-2-0*	534,089	76,298
1990	7	6-1	9-3-0*	533,674	76,239
1991	7	6-1	9-2-1*	533,715	76,245
1992	6	6-0	9-3-0*	457,124	76,187
1993	7	7-0	11-1-0*	529,521	75,646
1994	6	6-0	13-0-0*	453,421	75,570
1995	7	7-0	12-0-0*	529,616	75,659
1996	6	6-0	11-2-0*	452,629	75,438
1997	6	6-0	13-0-0*	453,610	75,602
1998	7	6-1	9-4-0*	553,305	76,186
1999	6	6-0	12-1-0*	466,375	77,729
2000	6	6-0	10-2-0*	467,269	77,878
2001	8	8-0	11-2-0*	622,436	77,804
2002	8	6-2	7-7-0*	622,415	77,802
2003	7	6-1	10-3-0*	544,276	77,754
2004	6	4-2	5-6-0	466,153	77,692
2005	7	5-2	8-4-0*	542,397	77,485
2006	7	6-1	9-5-0*	595,309	85,044
2007	7	4-3	5-7-0	591,506	84,501
2008	8	6-2	9-4-0*	680,564	85,070
2009	7	5-2	10-4-0*	601,216	85,888
2010	7	6-1	10-4-0*	599,648	85,664
2011	7	6-1	9-4-0*	596,871	85,267
2012	7	7-0	10-4-0*	598,617	85,517
2013	8	5-3	9-4-0*	727,466	90,933
2014	7	6-1	9-4-0*	638,744	91,249
2015	7	3-4	6-7*	629,983	89,998
2016	7	7-0	9-4*	631,402	90,200
2017	6	2-5	4-8	628,583	89,798
2018	7	4-3	4-8	623,240	89,034
2019	7	3-4	5-7	625,436	89,348
2020	3	1-2	3-5	NA	NA
2021	7	3-4	3-9	603,214	86,173
2022	7	2-5	4-8	606,460	86,637
2023	7	4-3	5-7	607,615	86,802
2024	7	5-2	7-6	608,300	86,900

\*Bowl game included.

# Memorial Stadium Records

## Team Records

**Largest Crowd:** 91,585; Miami, Sept. 20, 2014  
**Largest Crowd (Non-Conference):** 91,585, Miami, Sept. 20, 2014  
**Largest Crowd (Conference):** 91,260, Iowa, Nov. 29, 2013  
**Most Home Games Won:** 8; 2001  
**Fewest Home Games Won:** 0; 1947, 1951, 1957  
**Most Home Games Lost:** 5; 1947, 1951, 1957, 2017, 2022  
**Biggest Victory Margin:** 68; 68-0, New Mexico State, Sept. 18, 1982  
**Biggest Victory Margin (Conference):** 63; 77-14; Iowa State, Nov. 15, 1997  
**Most Points Both Teams (Conference):** 105 (NU 63, Oklahoma State 42, HC), Oct. 15, 1988  
**Most Points Both Teams (Non-Conference):** 105 (NU 77, Arizona State 28), Sept. 16, 1995  
**Most Points by NU:** 77; Arizona St., Sept. 16, 1995; Iowa State, Nov. 15, 1997  
**Most Points by NU (Conference):** 77; Iowa St., Nov. 15, 1997  
**Most Points by an Opponent:** 61; Minnesota (61-7), Oct. 6, 1945  
**Most Points by an Opponent (Conference):** 56; Ohio State (56-14), Oct. 14, 2017  
**Most Points by Nebraska, Any Quarter:** 48; vs. Colorado, Oct. 22, 1983  
**Most Points by Nebraska, First Half:** 63; Arizona St., Sept. 16, 1995; Iowa St., Nov. 15, 1997  
**Most Points by Nebraska, Second Half:** 55; Colorado, Oct. 22, 1983  
**Biggest Losing Margin to Opponent:** 54; Minnesota (61-7), Oct. 6, 1945  
**Biggest Losing Margin to Opponent (Conference):** 48; Oklahoma (48-0), Oct. 22, 1949  
**Most Yards Rushing:** 677 (NCAA record); NU vs. New Mexico State, Sept. 18, 1982 (78 att.)  
**Most Yards Passing:** 590; Louisiana Tech, Aug. 29, 1998 (46 comp., 68 att.)  
**Most Total-Offense Yards:** 883; NU vs. New Mexico St., Sept. 18, 1982 (677 rush, 206 pass, 104 att.)  
**Most First Downs by Rush:** 36 (NCAA record); NU vs. New Mexico State, Sept. 18, 1982  
**Most First Downs by Pass:** 24; Nebraska vs. Iowa State, Oct. 1, 2005  
**Most Total First Downs:** 44; NU vs. Utah State, Sept. 7, 1991  
**Fewest Yards Rushing Allowed, Game:** (-45); NU vs. Kansas State, Oct. 16, 1976 (39 att.)  
**Fewest Yards Passing Allowed:** 0; several times, most recent, NU vs. Nicholls St., Sept. 9, 2006  
**Fewest Total-Offense Yards Allowed:** 31; NU vs. South Dakota St., Sept. 21, 1963 (-17 rush, 48 pass)  
**Most Quarterback Sacks:** 11; NU vs. Oregon State, Sept. 30, 1989 (89 yards); vs. Maine, Sept. 3, 2005 (69 yards)  
**Kickoff Return Yards:** 248; Iowa State, Nov. 15, 1997 (10 returns)  
**Punt Return Yards:** 205; NU vs. Utah State, Sept. 5, 1987 (6 returns)  
**Turnovers:** 8; NU vs. Colorado, Oct. 21, 1967 (4 fumbles lost, 4 interceptions thrown); Texas A&M, Oct. 18, 2004 (5 INT, 3 fumbles lost) NU vs. Iowa State, Oct. 24, 2009 (3 INT, 5 fumbles lost)  
**Most Interceptions Thrown:** 7; Kansas State, Nov. 14, 1970  
**Most Penalties:** 20 (170 yards); Notre Dame, Oct. 16, 1948  
**NU Record vs. All Opponents:** 437-152-13 (.737)  
**NU Record vs. Conference:** 245-99-5 (.709)  
**Longest NU Win Streak:** 47; 1991-98  
**Longest NU Win Streak vs. Conference:** 28; 1991-98  
**Unbeaten Home Seasons:** 33  
**Perfect Home Seasons:** 27  
**Consecutive Sellout Crowds:** 403; 1962-present  
**Current Nebraska Win Streak:** 1  
**Current NU Regular-Season Conference Win Streak:** 1

## Individual Records

**Most Yards Rushing:** 307; Roy Helu Jr., vs. Missouri, Oct. 30, 2010 (28 att., 3 TD)  
**Most Rushing Attempts:** 38; Rex Burkhead, vs. Iowa, Nov. 25, 2011 (160 yards, 1 TD); Eric Bieniemy, Colorado, Nov. 3, 1990 (137 yards, 4 TD)  
**Most Rushing Touchdowns:** 4; many times, most recent, Jorvorskie Lane, Texas A&M, Oct. 20, 2007  
**Longest Run:** 99 (TD); Gale Sayers, Kansas, Nov. 9, 1963  
**Most Yards Passing:** 590; Tim Rattay, Louisiana Tech, Aug. 29, 1998 (68 att., 46 comp.)  
**Most Pass Attempts:** 68; Tim Rattay, Louisiana Tech, Aug. 29, 1998 (46 comp., 590 yards)  
**Most Pass Completions:** 46; Tim Rattay, Louisiana Tech, Aug. 29, 1998 (68 att., 590 yards)  
**Most Passing Touchdowns:** 7; Joe Ganz vs. Kansas State, Nov. 10, 2007 (40 att.)  
**Most Interceptions Thrown:** 7; Lynn Dickey, Kansas State, Nov. 14, 1970 (47 att.)  
**Most Total-Offense Yards:** 568; Tim Rattay, Louisiana Tech, Aug. 29, 1998 (-22 rush, 590 pass)  
**Most Total-Offense Attempts:** 74; Tim Rattay, Louisiana Tech, Aug. 29, 1998 (6 rush, 68 pass)  
**Most Receiving Yards:** 405; Troy Edwards, Louisiana Tech, Aug. 29, 1998 (21 rec., 3 TD)  
**Most Receptions:** 21; Troy Edwards, Louisiana Tech, Aug. 29, 1998 (405 yards, 3 TD)  
**Most Touchdown Receptions:** 3; five times, most recent, Frantz Hardy vs. Kansas St., Nov. 10, 2007  
**Longest Touchdown Reception:** 98 (TD); Joe Stewart from Pete Woods, Missouri, Oct. 23, 1976  
**Most All-Purpose Yards:** 424; Troy Edwards, Louisiana Tech, Aug. 29, 1998 (23 att.)  
**Most Tackles:** 31; Ryan Greenhagen, Fordham Sept. 4, 2021 (13 UT, 18 AT)  
**Most Tackles for Loss:** 7; Jim Skow vs. Missouri, Oct. 19, 1985 (40 yards)  
**Most Sacks:** 4; five times, most recent, Mike Rucker vs. Texas Tech, Oct. 19, 1996 (24 yards)  
**Most PBU:** 7, Ralph Brown vs. Colorado, Nov. 29, 1996  
**Most Interceptions:** 3; Dana Stephenson vs. Colorado, Nov. 1, 1969; Joe Blahak vs. Kansas State, Nov. 14, 1970; Matt O'Hanlon vs. Oklahoma, Nov. 7, 2009  
**Longest Interception Return:** 98 (TD); Aaron Sam, McNeese State vs. Nebraska, Sept. 6, 2014  
**Longest Kickoff Return:** 100 (TD); Ameer Abdullah vs. Fresno State, Sept. 10, 2011; Tracy Lampley, Southern Miss, Sept. 1, 2012  
**Longest Punt Return:** 95 (TD); Eric Hagg vs. Texas, Oct. 16, 2010  
**Longest Punt:** 93; Don Birdsey, Kansas State, Nov. 8, 1980  
**Most Field Goals:** 5; Brian Franco, Penn State, Sept. 26, 1981 (5 att.); Bruce Kallmeyer, Kansas, Oct. 31, 1981 (5 att.); Drew Brown, Nebraska vs. Southern Miss, Sept. 26, 2015 (7 att.)  
**Longest Field Goal:** 57; Alex Henery, vs. Colorado, Nov. 28, 2008

**Huskers' Top 10 Home Crowds**

No.	Attend.	Opponent	Date
1.	91,585	Miami (W, 41-31)	9-20-2014
2.	91,471	UCLA (L, 21-41)	9-14-2013
3.	91,441	Florida Atlantic (W, 55-7)	8-30-2014
4.	91,260	Iowa (L, 17-38)	11-29-2013
5.	91,255	Illinois (W, 45-14)	9-27-2014
6.	91,186	Minnesota (L, 24-28)	11-22-2014
7.	91,185	Wyoming (W, 37-34)	8-31-2013
8.	91,140	Northwestern (W, 27-24)	11-2-2013
9.	91,107	Purdue (W, 35-14)	11-1-2014
10.	91,088	Rutgers (W, 42-24)	10-25-2014

**Top Crowd for Non-Conference Opponent**

91,585	Miami (W, 41-31)	9-20-2014
--------	------------------	-----------

**Top 10 Average Overall Attendance (All Games)**

No.	Year	Games	Record	Total	Average
1.	2018	12	4-8-0	1,031,202	85,934
2.	2013	13	9-4-0	1,096,097	84,315
3.	2011	13	9-4-0	1,043,031	80,233
4.	2022	12	4-8-0	943,673	78,639
5.	2014	13	9-4-0	1,006,253	77,404
6.	2024	13	7-6-0	1,002,269	77,098
7.	2017	12	4-8-0	918,096	76,508
8.	2021	12	3-9-0	912,593	76,049
9.	2006	14	9-5-0	1,063,622	75,973
10.	2008	13	9-4-0	983,745	75,673

**Top 10 Average Home Attendance**

No.	Year	Games	Record	Total	Average
1.	2014	7	9-4-0	638,744	91,249
2.	2013	8	9-4-0	727,466	90,933
3.	2016	7	9-4-0	631,402	90,200
4.	2015	7	6-7-0	629,983	89,998
5.	2017	7	4-8-0	628,583	89,798
6.	2019	7	5-7-0	625,436	89,348
7.	2018	7	4-8-0	623,240	89,034
8.	2024	7	5-2-0	608,300	86,900
9.	2023	7	5-7-0	607,615	86,802
10.	2022	7	4-8-0	606,460	86,637

**Largest Crowds To See the Huskers**

No.	Opponent	Attend.
1.	at Michigan, Nov. 19, 2011	113,718
2.	at Michigan, Nov. 9, 2013	112,204
3.	at Michigan, Sept. 22, 2018	111,037
4.	at Penn State, Sept. 14, 2002	110,753
5.	at Michigan, Nov. 12, 2022	110,192
6.	at Ohio State, Nov. 5, 2016	108,750
7.	at Penn State, Nov. 12, 2011	107,903
8.	at Penn State, Nov. 18, 2017	106,722
9.	at Ohio State, Oct. 6, 2012	106,102
10.	at Ohio State, Oct. 26, 2024	104,830
11.	at Ohio State, Nov. 3, 2018	104,245
12.	at Penn State, Nov. 23, 2012	98,517
13.	Miami (Rose Bowl), Jan. 3, 2002	93,781
14.	Stanford (Rose Bowl), Jan. 1, 1941	92,000
	at USC, Sept. 16, 2006	92,000



# Series Records vs. Big Ten

## Illinois Series

Games: 22

**Standing:** Nebraska leads, 14-7-1

**At Lincoln:** Nebraska leads, 9-4-0

**At Memorial Stadium:** Nebraska leads, 5-4-0

**At Champaign:** Nebraska leads, 5-3-1

**As Big Ten Foes:** Nebraska leads, 7-5-0

**Current win streak (start):** Illinois, one game (2024)

Date	Site	Rank NU/ILL	Result	Score
10/24/1892	Lincoln	/	W	6-0
11/26/1903	Lincoln	/	W	16-0
11/24/1904	Lincoln	/	W	16-10
11/30/1905	Lincoln	/	W	24-6
10/6/1923	Champaign	/	L	7-24
10/4/1924	Lincoln	/	L	6-9
10/3/1925	Champaign	/	W	14-0
9/26/1953	Champaign	/	T	21-21
9/21/1985	Lincoln	18/	W	52-25
9/20/1986	Champaign	6/	W	59-14
10/5/2013	Lincoln	/	W	39-19
9/27/2014	Lincoln	21/	W	45-14
10/3/2015	Champaign	/	L	13-14
10/1/2016	Lincoln	15/	W	31-16
9/29/2017	Champaign	/	W	28-6
11/10/2018	Lincoln	/	W	54-35
9/21/2019	Champaign	/	W	42-38
11/21/2020	Lincoln	/	L	23-41
8/28/2021	Champaign	/	L	22-30
10/29/2022	Lincoln	/17	L	9-26
10/6/2023	Champaign	/	W	20-7
9/20/2024	Lincoln	22/24	L	24-31

Series scoring	Total	Average
Nebraska	571	26.0
Illinois	386	17.5

**Highest NU score:** 59 in 1986 (59-14)

**Widest NU margin:** 45 in 1986 (59-14)

**Highest ILL score:** 41 in 2020 (41-23)

**Widest ILL margin:** 18 in 2020 (41-23)

**Highest-scoring game:** 89 in 2018 (NU 54, ILL 35)

**Lowest-scoring game:** 6 in 1892 (NU 6, ILL 0)

**Longest NU win streak:** four games, three times

**Longest ILL win streak:** three games, 2020-22

**Shutouts by (last time):** NU 3 (1925), ILL none

**Series Notes:** Nebraska faced Illinois for 12 consecutive seasons from 2013 through 2024, but the two teams will not meet in the 2025 regular season. They are scheduled to play in Champaign in 2026. The 2024 game marked the sixth time since NU joined the Big Ten that the game was the conference opener for both teams. The 2024 game also marked the first time in series history that both teams were ranked in the AP Top 25 at game time, as the No. 22 Huskers lost 31-24 to the No. 24 Fighting Illini in Lincoln. Nebraska Coach Matt Rhule recorded his first Big Ten win with the Huskers in a 20-7 win over Illinois in Champaign in 2023. The 2021 game was originally scheduled to be played in Dublin, Ireland, but was moved to Champaign because of COVID-19. The Aug. 28, 2021 game was the earliest conference game in Husker history before opening with Northwestern in Dublin on Aug. 27, 2022. Nebraska is 7-5 against Illinois as Big Ten foes, but the Illini have won four of the last five games. The Huskers are 9-4 against Illinois in Lincoln, but the Illini have won the last three trips to Nebraska. NU's 54-35 win in 2018 was its first 50-point game in Big Ten play. The only meetings between 1953 and 2013 came in 1985 and 1986 when the Huskers swept a home-and-home series. One of the more memorable wins in the first half-century of Nebraska football was a 14-0 win over Red Grange and the Illini on Oct. 3, 1925. It was the only time in Grange's career he was held scoreless at home. NU's second-ever meeting with a Big Ten school came in a 6-0 win against Illinois on Oct. 24, 1892. NU opened the series with four straight wins in Lincoln from 1892 to 1905. Illinois was ranked (17th) for the first time in series history prior to its 26-9 win over the Huskers in Lincoln, Oct. 29, 2022.

## Indiana Series

Games: 23

**Standing:** Indiana leads, 11-9-3

**At Lincoln:** Indiana leads, 8-6-2

**At Memorial Stadium:** Indiana leads, 8-6-2

**At Bloomington:** Series tied, 3-3-1

**As Big Ten Foes:** Series tied, 2-2-0

**Current win streak (start):** Indiana, one game (2024)

Date	Site	Rank NU/IND	Result	Score
10/17/1936	Lincoln	/	W	13-9
10/30/1937	Lincoln	11/	W	7-0
10/15/1938	Lincoln	/	T	0-0
9/30/1939	Bloomington	/	T	7-7
10/12/1940	Lincoln	/	W	13-7
10/18/1941	Lincoln	15/	L	13-21
10/10/1942	Lincoln	/	L	0-12
10/9/1943	Lincoln	/	L	13-54
10/14/1944	Bloomington	/19t	L	0-54
10/13/1945	Bloomington	/8	L	14-54
10/26/1946	Lincoln	/	L	7-27
9/27/1947	Lincoln	/	L	0-17
9/30/1950	Lincoln	/	T	20-20
10/20/1956	Lincoln	/	L	14-19
10/17/1959	Lincoln	/	L	7-23
9/20/1975	Lincoln	6/	W	45-0
9/18/1976	Bloomington	8/	W	45-13
10/1/1977	Lincoln	11/	W	31-13
9/30/1978	Bloomington	12/	W	69-17
10/15/2016	Bloomington	10/	W	27-22
10/26/2019	Lincoln	/	L	31-38
10/1/2022	Lincoln	/	W	35-21
10/19/2024	Bloomington	/16	L	7-56

Series scoring	Total	Average
Nebraska	418	18.2
Indiana	504	21.9

**Highest NU score:** 69 in 1978 (69-17)

**Widest NU margin:** 52 in 1978 (69-17)

**Highest IND score:** 56 in 2024 (56-7)

**Widest IND margin:** 54 in 1944 (54-0)

**Highest-scoring game:** 86 in 1978 (NU 69-17)

**Scoreless tie:** 1938

**Longest NU win streak:** five games, 1975-2016

**Longest IND win streak:** seven games, 1941-47

**Longest IND unbeaten streak:** 10 games, 1941-59

**Shutouts by (last time):** NU 3 (1975), IND 4 (1947)

**Series Notes:** Nebraska and Indiana met for the fourth time as Big Ten foes and the 23rd time overall, when the No. 16 Hoosiers defeated Nebraska 56-7 in Bloomington in 2024. It was just the second meeting between the two teams in Bloomington in 46 seasons. The two teams will not meet in 2025 regular-season play, but the Huskers and Hoosiers are scheduled to face each other in Lincoln in 2026. Nebraska had won three straight trips to Indiana, including a 27-22 victory on Oct. 15, 2016, in the only previous meeting in Bloomington as Big Ten foes. Prior to 2016, the four previous meetings came under Coach Tom Osborne, and the Huskers posted a combined margin of 190-43. Those victories snapped a 10-game NU winless streak in the series that dated back to a 13-7 win over Indiana at Memorial Stadium in 1940. Nebraska went winless in its first three visits to Indiana, before getting a 45-13 non-conference win over the Hoosiers on Sept. 18, 1976 to start its three-game winning streak in Bloomington. The Hoosiers were the last Big Ten team to visit Lincoln as Big Ten foes (since 2011) with a 2019 win over the Huskers at Memorial Stadium. Overall, IU has enjoyed success, posting an 8-6-2 record in its trips to Nebraska. In fact, from 1940 to 1959, Indiana went 7-0-1 at Memorial Stadium. Nebraska was ranked in the top 12 of the AP poll in five straight meetings with Indiana from 1976 to 2016, outscoring the Hoosiers 217-65 in those contests.

## Iowa Series

**Games:** 55

**Standing:** Nebraska leads, 30-22-3

**At Lincoln:** Nebraska leads, 15-8-1

**At Memorial Stadium:** Nebraska leads, 11-7-0

**At Iowa City:** Nebraska leads, 11-10-0

**At Neutral Sites:** 4-4-2 (Omaha 3-3-2, Council Bluffs 1-1-0)

**As Big Ten Foes:** Iowa leads, 10-4-0

**Current win streak (start):** Iowa, two games (2023)

Date	Site	Rank		Result	Score
		NU	IOWA		
11/26/1891	Omaha	/		L	0-22
11/24/1892	Omaha	/		T	10-10
11/30/1893	Omaha	/		W	20-18
11/29/1894	Omaha	/		W	36-0
11/28/1895	Omaha	/		W	6-0
11/26/1896	Omaha	/		T	0-0
11/28/1896	Omaha	/		L	0-6
11/25/1897	Council Bluffs	/		W	6-0
11/24/1898	Council Bluffs	/		L	5-6
11/4/1899	Omaha	/		L	0-30
10/31/1903	Iowa City	/		W	17-6
11/5/1904	Lincoln	/		W	17-6
10/31/1908	Iowa City	/		W	11-8
10/23/1909	Lincoln	/		T	6-6
11/22/1913	Lincoln	/		W	12-0
11/21/1914	Iowa City	/		W	16-7
11/20/1915	Lincoln	/		W	52-7
11/26/1916	Iowa City	/		W	34-17
10/13/1917	Lincoln	/		W	47-0
10/5/1918	Lincoln	/		L	0-12
10/4/1919	Iowa City	/		L	0-18
11/22/1930	Iowa City	/		L	7-12
11/7/1931	Lincoln	/		W	7-0
11/5/1932	Iowa City	/		W	14-13
11/25/1933	Lincoln	/		W	7-6
10/13/1934	Lincoln	/		W	14-13
11/20/1937	Lincoln	11/		W	28-0
11/19/1938	Iowa City	/		W	14-0
11/9/1940	Lincoln	12/		W	14-6
11/22/1941	Lincoln	/		W	14-13
9/26/1942	Iowa City	/		L	0-27
11/20/1943	Lincoln	/		L	13-33
11/4/1944	Iowa City	/		L	6-27
11/24/1945	Lincoln	/		W	13-6
10/12/1946	Iowa City	/		L	7-21
9/22/1979	Iowa City	7/		W	24-21
9/20/1980	Lincoln	6/		W	57-0
9/12/1981	Iowa City	7/		L	7-10
9/11/1982	Lincoln	3/		W	42-7
9/4/1999	Iowa City	5/		W	42-7
9/23/2000	Lincoln	1/		W	42-13
11/25/2011	Lincoln	21/		W	20-7
11/23/2012	Iowa City	17/		W	13-7
11/29/2013	Lincoln	/		L	17-38
11/28/2014	Iowa City	/		W	37-34 (ot)
11/27/2015	Lincoln	/3		L	20-28
11/25/2016	Iowa City	17/		L	10-40
11/24/2017	Lincoln	/		L	14-56
11/23/2018	Iowa City	/		L	28-31
11/29/2019	Lincoln	/24		L	24-27
11/27/2020	Iowa City	/		L	20-26
11/26/2021	Lincoln	/17		L	21-28
11/25/2022	Iowa City	/		W	24-17
11/24/2023	Lincoln	/		L	10-13
11/29/2024	Iowa City	/		L	10-13
11/28/2025	Lincoln	/			

Series scoring	Total	Average
Nebraska	935	17.0
Iowa	772	14.0

**Highest NU score:** 57 in 1980

**Widest NU margin:** 57 in 1980 (57-0)

**Highest Iowa score:** 56 in 2017 (56-14)

**Widest Iowa margin:** 42 in 2017 (56-14)

**Highest-scoring game:** 71 in 2014 (NU 37, IOWA 34 OT)

**Scoreless tie:** 1896

**Longest NU win streak:** eight games, 1931-41

**Longest Iowa win streak:** seven games, 2015-21

**Shutouts by (last time):** NU 10 (1980), Iowa 7 (1942)

**Series Notes:** Nebraska and Iowa began the Heroes Game tradition with the first meeting as Big Ten opponents in 1911. The road team has won nine of the past 13 games. Iowa has won back-to-back games in the series by identical 13-10 scores. Seven consecutive games in the series have been decided by a touchdown or less. In 2025, the two teams are scheduled to meet on the Friday after Thanksgiving for the 15th consecutive season since Nebraska joined the Big Ten in 2011. Nebraska has played on Black Friday each season since 1990 (35 seasons), including matchups with Oklahoma (1990-95), Colorado (1996-2010) and Iowa (2011-present). Nebraska snapped Iowa's series-long seven-game winning streak with a 24-17 win in Iowa City in 2022. Iowa's 56 points in 2017 were the most points the Hawkeyes have scored in 55 meetings with the Huskers. Iowa was ranked No. 3 entering the 2015 game in Lincoln, the first time NU faced a ranked Hawkeye team (Iowa was also ranked in 2019 and 2021). In 2014, Nebraska rallied from a 17-point second-half deficit, tying the largest road comeback in school history. The Huskers prevailed 37-34 in overtime. No. 1 Nebraska rolled to a 42-13 win at Memorial Stadium in 2000 in the final non-conference meeting, a year after the No. 5 Huskers cruised to a 42-7 victory in Iowa City in 1999. NU was ranked at game time in eight straight meetings from 1979 to 2012. The Huskers were 7-1 in those contests, suffering a 10-7 defeat to the Hawkeyes on Sept. 12, 1981. Nebraska held the Hawkeyes to 13 or fewer points in seven straight matchups from 1980 through 2012. NU is 15-8-1 all-time against Iowa in Lincoln, including 11-7 at Memorial Stadium. The first true home game in the series was played at Iowa City on Oct. 31, 1903, with Nebraska coming away with a 17-6 win. The previous 10 meetings had come on neutral fields in the Omaha/Council Bluffs area with the two teams battling to a 4-4-2 deadlock.

## Maryland Series

**Games:** 3

**Standing:** Nebraska leads, 2-1-0

**At Lincoln:** Series tied, 1-1-0

**At Memorial Stadium:** Series tied, 1-1-0

**At College Park:** Nebraska leads, 1-0-0

**As Big Ten Foes:** Nebraska leads, 2-1-0

**Current win streak (start):** Maryland, one game (2023)

Date	Site	Rank		Result	Score
		NU	MD		
11/19/2016	Lincoln	19/		W	28-7
11/23/2019	College Park	/		W	54-7
11/11/2023	Lincoln	/		L	10-13
10/11/2025	College Park	/			

Series scoring	Total	Average
Nebraska	92	30.7
Maryland	27	9.0

**Highest NU score:** 54 in 2019 (54-7)

**Widest NU margin:** 47 in 2019 (54-7)

**Highest MD score:** 13 in 2023 (13-10)

**Widest MD margin:** 3 in 2023 (13-10)

**Highest-scoring game:** 61 in 2019 (NU 54, MD 7)

**Lowest-scoring game:** 23 in 2023 (MD 13, NU 10)

**Longest NU win streak:** two games, 2016-19

**Longest MD win streak:** one game, 2023-present

**Shutouts by (last time):** none

**Series Notes:** Nebraska and Maryland are scheduled to meet for just the fourth time when the Huskers travel to College Park for the third conference game of the season on Oct. 11. The teams met for the first time in 2016, with Nebraska notching a 28-7 win in Lincoln. Nebraska held Maryland scoreless for the first three quarters and allowed only 207 yards. Nebraska's trip to

Maryland in 2019 marked the Huskers' first-ever game in the state of Maryland. Before that meeting, the Terrapins were the only Big Ten team Nebraska had not played on the road. The Huskers won 54-7 in the 2019 meeting, marking Nebraska's largest margin of victory in a Big Ten Conference game at the time. Maryland earned its first series win with a 13-10 victory in Lincoln in 2023. It was one of three conference games that Nebraska lost by a score of 13-10 in 2023 (at Minnesota, Iowa) and one of four league contests the Big Red lost by a field goal (20-17, at Michigan State).

Michigan Series

Games: 13  
Standing: Michigan leads, 8-4-1  
At Lincoln: Michigan leads, 2-1-1  
At Memorial Stadium: Michigan leads, 2-1-0  
At Ann Arbor: Michigan leads, 5-2-0  
At Neutral Sites: Series tied, 1-1-0  
As Big Ten Foes: Michigan leads, 5-2-0  
Current win streak (start): Michigan, three games (2018)

Date	Site	Rank		Result	Score
		NU/MICH			
10/21/1905	Ann Arbor	/		L	0-31
11/25/1911	Lincoln	/		T	6-6
10/27/1917	Ann Arbor	/		L	0-20
9/29/1962	Ann Arbor	/		W	25-13
1/1/1986	Tempe*	7/5		L	23-27
12/28/2005	San Antonio**	/20		W	32-28
11/19/2011	Ann Arbor	17/20		L	17-45
10/27/2012	Lincoln	/20		W	23-9
11/9/2013	Ann Arbor	/		W	17-13
9/22/2018	Ann Arbor	/19		L	10-56
10/9/2021	Lincoln	/9		L	29-32
11/12/2022	Ann Arbor	/3		L	3-34
9/30/2023	Lincoln	/2		L	7-45
9/20/2025	Lincoln	/			

\*Fiesta Bowl; \*\*Alamo Bowl

Series scoring	Total	Average
Nebraska	192	14.8
Michigan	359	27.6

Highest NU score: 32 in 2005  
Widest NU margin: 14 (23-9) in 2012  
Highest MICH score: 56 in 2018  
Widest MICH margin: 46 (56-10) in 2018  
Highest-scoring game: 66 in 2018 (MICH 56, NU 10)  
Lowest-scoring game: 12 in 1911 (NU 6, MICH 6)  
Longest NU win streak: two games, 2012-13  
Longest MICH win streak: four games, 2018-present  
Shutouts by (last time): NU none, MICH 2 (1917)

Series Notes: Nebraska and Michigan will meet for the 14th time overall and eighth time as Big Ten foes when the teams go head-to-head in Lincoln on Sept. 20, 2025. The Huskers and Wolverines did not face each other in 2024, after playing each other for three straight seasons (2021-23). The national champion Wolverines ran to a 45-7 win over the Huskers in Lincoln in 2023. Nebraska and Michigan had met just once in the previous seven seasons (2018) dating back to 2013. The Huskers faced Michigan in each of their first three seasons in the Big Ten, going 2-1 in those contests from 2011 to 2013. Only four of the 13 all-time meetings have been played in Lincoln. The 2012 game at Memorial Stadium was Michigan's first trip to Lincoln in 101 years and the first-ever game between the schools at Memorial Stadium. Michigan's only other trip to Lincoln came on Nov. 25, 1911, when the teams battled to a 6-6 tie. First-year Nebraska head coach Bob Devaney led the Cornhuskers to a 25-13 victory over the Wolverines in Ann Arbor on Sept. 29, 1962. Between 1962 and 2011, the two traditional powerhouses split a pair of bowl matchups, with No. 5 Michigan defeating No. 7 Nebraska, 27-23, on Jan. 1, 1986, in the Fiesta Bowl following the 1985 regular season. NU knocked off No. 20 Michigan, 32-28, in the 2005 Alamo Bowl, posting the largest bowl comeback in school history.

Michigan State Series

Games: 13  
Standing: Nebraska leads, 9-4-0  
At Lincoln: Nebraska leads, 6-1-0  
At Memorial Stadium: Nebraska leads, 4-1-0  
At East Lansing: Michigan State leads, 3-2-0  
At Neutral Sites: Nebraska leads, 1-0-0  
As Big Ten Foes: Series tied, 4-4-0  
Current win streak (start): Michigan State, two games (2021)

Date	Site	Rank		Result	Score
		NU/MSU			
10/24/1914	Lincoln	/		W	24-0
11/20/1920	Lincoln	/		W	35-7
9/9/1995	East Lansing	2/		W	50-10
9/7/1996	Lincoln	1/		W	55-14
12/29/2003	San Antonio*	22/		W	17-3
10/29/2011	Lincoln	13/9		W	24-3
11/3/2012	East Lansing	21/		W	28-24
11/16/2013	Lincoln	/14		L	28-41
10/4/2014	East Lansing	19/10		L	22-27
11/7/2015	Lincoln	/6		W	39-38
11/17/2018	Lincoln	/		W	9-6
9/25/2021	East Lansing	/20		L	20-23 (OT)
11/4/2023	East Lansing	/		L	17-20
10/4/2024	Lincoln	/			

\*Alamo Bowl

Series scoring	Total	Average
Nebraska	368	28.3
Michigan State	216	16.6

Highest NU score: 55 in 1996  
Widest NU margin: 41 in 1996 (55-14)  
Highest MSU score: 41 in 2013 (28-41)  
Widest MSU margin: 13 in 2013 (28-41)  
Highest-scoring game: 77 in 2015  
Longest NU win streak: seven games, 1914-2012  
Longest MSU win streak: two games, twice  
Shutouts by (last time): NU 1 (1914), MSU none

Series Notes: Nebraska and Michigan State are scheduled to meet in Lincoln on Oct. 4, 2025, which will be the first trip for the Spartans to Memorial Stadium since 2018. It will be the second straight home conference game for the Huskers to open the Big Ten schedule, after battling Michigan on Sept. 20. It will be the first time since joining the Big Ten (2011) that Nebraska has played its first two conference games at home. Six of Nebraska's eight meetings with the Spartans since the Huskers joined the Big Ten have been decided by five or fewer points, including each of the past five matchups. Michigan State managed a 20-17 win over the Huskers in East Lansing in 2023, one of four Big Ten losses by a field goal for the Huskers in 2023 (at Minnesota, Maryland, Iowa). It was the third straight game in the series with the Spartans decided by a field goal. Since Nebraska joined the Big Ten in 2011, the series with Michigan State is tied, 4-4, with the Huskers owning a narrow 187-182 edge in combined scoring. Nebraska defeated Michigan State, 9-6, in Lincoln in 2018, winning without a touchdown for the first time since a 3-0 win over Kansas State in 1937. Nebraska's 39-38 win over No. 6 MSU in 2015 marked just the third time in school history an unranked Nebraska team defeated a top-10 opponent. It was also the highest-ranked team NU had defeated in 14 seasons. MSU posted its first two wins in the series in 2013 and 2014. Nebraska's rally from a 10-point fourth-quarter deficit marked one of four second-half double-digit comebacks in 2012. The Spartans were held to 14 or fewer points in each of the first six meetings, including three points in consecutive meetings in 2003 and 2011. NU's win over No. 9 Michigan State in 2011 marked the second straight year the Huskers defeated a top-10 team in Lincoln. Coach Tom Osborne and No. 2 Nebraska posted a 50-10 victory over a Nick Saban-coached Michigan State team in 1995, in the Huskers' first trip to East Lansing. It was Saban's most lopsided loss as a head coach in his career.

## Minnesota Series

Games: 64

Standing: Minnesota leads, 37-25-2

At Lincoln: Nebraska leads, 12-11-0

At Memorial Stadium: Nebraska leads, 11-9-0

At Minneapolis: Minnesota leads, 25-13-2

At Neutral Sites: Minnesota leads, 1-0-0

As Big Ten Foes: Minnesota leads, 8-5-0

Current win streak (start): Minnesota, five games (2019)

Date	Site	Rank NU/UM	Result	Score
11/29/1900	Lincoln	/	L	12-20
10/12/1901	Minneapolis	/	L	0-19
10/18/1902	Minneapolis	/	W	6-0
10/29/1904	Minneapolis	/	L	12-16
11/18/1905	Minneapolis	/	L	0-35
11/3/1906	Minneapolis	/	L	0-13
10/19/1907	Minneapolis	/	L	5-8
10/17/1908	Minneapolis	/	T	0-0
10/16/1909	Omaha	/	L	0-14
10/15/1910	Minneapolis	/	L	0-27
10/21/1911	Minneapolis	/	L	3-21
10/19/1912	Minneapolis	/	L	0-13
10/18/1913	Lincoln	/	W	7-0
10/18/1919	Minneapolis	/	T	6-6
10/15/1932	Minneapolis	/	L	6-7
10/3/1934	Minneapolis	/	L	0-20
10/12/1935	Lincoln	/	L	7-12
10/10/1936	Minneapolis	/	L	0-7
10/2/1937	Lincoln	/	W	14-9
10/1/1938	Minneapolis	/	L	7-16
10/7/1939	Lincoln	/	W	6-0
10/5/1940	Minneapolis	/	L	7-13
11/8/1941	Minneapolis	/2	L	0-9
10/17/1942	Lincoln	/14	L	2-15
10/2/1943	Minneapolis	/	L	0-54
9/30/1944	Minneapolis	/	L	0-39
10/6/1945	Lincoln	/	L	7-61
9/28/1946	Minneapolis	/	L	6-33
10/4/1947	Lincoln	/	L	13-28
10/2/1948	Minneapolis	/	L	13-39
10/1/1949	Lincoln	/	L	6-28
10/7/1950	Minneapolis	/	W	32-26
10/20/1951	Minneapolis	/	L	20-39
11/15/1952	Lincoln	/	L	7-13
9/25/1954	Minneapolis	/	L	7-19
9/26/1959	Minneapolis	/	W	32-12
9/24/1960	Lincoln	12/	L	14-26
9/28/1963	Minneapolis	/	W	14-7
9/26/1964	Minneapolis	/	W	26-21
9/30/1967	Lincoln	7/	W	7-0
9/28/1968	Minneapolis	9/17	W	17-14
10/4/1969	Minneapolis	/	W	42-14
10/3/1970	Minneapolis	6/	W	35-10
9/18/1971	Lincoln	1/	W	35-7
3/30/1972	Lincoln	7/	W	49-0
10/6/1973	Minneapolis	2/	W	48-7
10/5/1974	Lincoln	6/	W	54-0
9/17/1983	Minneapolis	1/	W	84-13
9/15/1984	Lincoln	1/	W	38-7
9/23/1989	Minneapolis	3/	W	48-0
9/22/1990	Lincoln	8/	W	56-0
10/22/2011	Minneapolis	13/	W	41-14
11/17/2012	Lincoln	16/	W	38-14
10/26/2013	Minneapolis	/	L	23-34
11/22/2014	Lincoln	21/	L	24-28
10/17/2015	Minneapolis	/	W	48-25
11/12/2016	Lincoln	21/	W	24-17
11/11/2017	Minneapolis	/	L	21-54
10/20/2018	Lincoln	/	W	53-28
10/12/2019	Minneapolis	/	L	7-34
12/12/2020	Lincoln	/	L	17-24
10/16/2021	Minneapolis	/	L	23-30
11/5/2022	Lincoln	/	L	13-20
8/31/2023	Minneapolis	/	L	10-13
10/18/2025	Minneapolis	/		

### Series scoring

Nebraska  
Minnesota

### Total

1,152  
1,152

### Average

18.0  
18.0

Highest NU score: 84 in 1983

Widest NU margin: 71 (84-13) in 1983

Highest UM score: 61 in 1945 (61-7)

Widest UM margin: 54 (61-7) in 1945

Highest-scoring game: 97 in 1983 (NU 84, UM 13)

Scoreless tie: 1908

Longest NU win streak: 16 games, 1963-2012

Longest UM win streak: 10 games, 1940-49

Shutouts by (last time): NU 9 (1990), UM 12 (1944)

**Series Notes:** Minnesota faced Nebraska for each of NU's first 13 seasons as a Big Ten team dating back to the Huskers' inaugural season in the conference (2011). The teams did not meet with expansion to 18 league teams in 2024, but are scheduled to square off on Oct. 18, 2025 in Minneapolis. Before the Huskers joined the Big Ten, Minnesota was Nebraska's most frequent opponent among conference schools, with 51 meetings between 1900 and 1990. NU is 5-8 against the Gophers as Big Ten foes, including five consecutive losses dating back to 2019. Each of the last four setbacks have been by a touchdown or less, including a 13-10 loss in the season opener in Minneapolis on Aug. 31, 2023. The 2020 game was played on Dec. 12, the first December game in Memorial Stadium history. Minnesota has won eight of the past 11 meetings since 2013 after the Huskers built a 16-game winning streak in the series. In the 2011 NU win, the Huskers scored the first 34 points, giving Nebraska 145 consecutive points against the Gophers in three straight meetings. The first 14 of the wins in the 16-game streak came under Hall of Fame coaches Bob Devaney and Tom Osborne by a combined score of 553-100. NU was 8-0 against the Gophers under Devaney (225-73) and 6-0 under Osborne (328-27). Nebraska posted five shutouts in the winning streak. Nebraska defeated the Gophers for eight consecutive seasons from 1967 to 1974, including NU national championship seasons in 1970 (35-10 at Minneapolis) and 1971 (35-7 in Lincoln). NU posted back-to-back shutouts in the final two meetings in non-league games (1989, 1990), winning by a combined margin of 104-0. Minnesota's 1960 national championship team posted a 26-14 win over Bill Jennings' Huskers in Lincoln. The Gophers also beat NU on their way to AP national titles in 1936 (7-0, Minneapolis), 1940 (13-7, Minneapolis) and 1941 (9-0, Minneapolis). Minnesota has never played Nebraska as the nation's No. 1 team, while the Huskers have entered the game with Minnesota as the AP No. 1 three times (1971, 1983, 1984). In 1968, both teams were ranked at game time (NU 9, UM 17) for the only time in series history. Nebraska's 84 points in 1983 are the most scored by the Huskers during the modern era (since WW II). The 1983 offense had 790 total yards - the third-highest total in school history, including 595 rushing yards. In the first 37 games in the series, which dates to 1900, Minnesota posted a 29-6-2 record and shut out the Huskers 12 times. The Gophers' last shutout came in 1941, which marked the second win in a 10-game winning streak by Minnesota.

## Northwestern Series

Games: 17

Standing: Nebraska leads, 10-7-0

At Lincoln: Nebraska leads, 6-3-0

At Memorial Stadium: Nebraska leads, 5-3-0

At Evanston: Tied, 3-3-0

At Neutral Sites: Series tied, 1-1-0

As Big Ten Foes: Nebraska leads, 7-6-0

Current win streak (start): Nebraska, one game (2023)

Date	Site	Rank NU/NW	Result	Score
11/27/1902	Lincoln	/	W	12-0
10/3/1931	Evanston	/	L	7-19
9/28/1974	Lincoln	10/	W	49-7
12/30/2000	San Antonio*	9/18	W	66-17
11/5/2011	Lincoln	9/	L	25-28
10/20/2012	Evanston	/	W	29-28
11/2/2013	Lincoln	/	W	27-24

10/18/2014	Evanston	19/	W	38-17
10/24/2015	Lincoln	/	L	28-30
9/24/2016	Evanston	20/	W	24-13
11/4/2017	Lincoln	/	L	24-31 (OT)
10/13/2018	Evanston	/	L	31-34 (OT)
10/5/2019	Lincoln	/	W	13-10
11/7/2020	Evanston	/	L	13-21
10/2/2021	Lincoln	/	W	56-7
8/27/2022	Dublin	/	L	28-31
10/21/2023	Lincoln	/	W	17-9
10/25/2025	Lincoln	/		
*Alamo Bowl				

Series scoring	Total	Average
Nebraska	487	28.6
Northwestern	326	19.2

**Highest NU score:** 66 in 2000 (66-17)  
**Widest NU margin:** 49 in 2000 and 2021 (66-17, 56-7)  
**Highest NW score:** 34 in 2018 (34-31 OT)  
**Widest NW margin:** 12 in 1931 (19-7)  
**Highest-scoring game:** 83 in 2000 (NU 66, NW 17)  
**Lowest-scoring game:** 12 (NU 12, NW 0, in 1902)  
**Longest NU win streak:** three games, 2012-14  
**Longest NW win streak:** two games, 2017-18  
**Shutouts by (last time):** NU 1 (1902)

**Series Notes:** The Huskers and Northwestern met for each of Nebraska's first 13 seasons in the Big Ten, with the Big Red owning a 7-6 edge as conference foes following a 17-9 win in Lincoln in 2023. The two schools did not meet in 2024, but Northwestern is scheduled to return to Lincoln on Oct. 25, 2025. Nebraska lost a narrow 31-28 decision to Northwestern in the 2022 season opener (Aug. 27) in Dublin, Ireland, marking Nebraska's first game outside of the United States since 1992. Although the Big Ten series between the two teams has featured close games with 10 of the 13 games decided by eight points or less, Nebraska's 56-7 win in 2021 tied for the largest margin of victory in the series and marked Nebraska's most lopsided win in a Big Ten game. Nebraska has twice defeated Northwestern on the final play of the game (Hall Mary, 2013; field goal, 2019), two of the three-walk off Husker wins in Memorial Stadium history. Nebraska is 3-2 at Ryan Field, including an overtime loss in 2018. Nebraska rallied from fourth-quarter deficits in both 2012 and 2013. Nebraska won 29-28 at Evanston in 2012, rallying from a 12-point fourth-quarter deficit to the largest fourth-quarter comeback in school history. The Huskers defeated Northwestern 66-17 in the 2000 Alamo Bowl. The game marked the highest point total by the Huskers in a bowl game. Dan Alexander rushed for a Nebraska bowl-game record 240 yards and two touchdowns. Nebraska won the first meeting in series history, 12-0, in Lincoln on Nov. 27, 1902—the only shutout in series history. Northwestern posted a 19-7 victory in the first meeting between the two schools in Evanston on Oct. 3, 1931.

Ohio State Series

**Games:** 11  
**Standing:** Ohio State leads, 10-1-0  
**At Lincoln:** Ohio State leads, 3-1-0  
**At Memorial Stadium:** Ohio State leads, 2-1-0  
**At Columbus:** Ohio State leads, 7-0-0  
**As Big Ten Foes:** Ohio State leads, 8-1-0  
**Current win streak (start):** Ohio State, eight games (2012)

Date	Site	Rank NU/OSU	Result	Score
9/24/1955	Columbus	/6	L	20-28
9/29/1956	Columbus	/8	L	7-34
10/8/2011	Lincoln	14/	W	34-27
10/6/2012	Columbus	21/12	L	38-63
11/5/2016	Columbus	10/6	L	3-62
10/14/2017	Lincoln	/9	L	14-56
11/3/2018	Columbus	/8	L	31-36
9/28/2019	Lincoln	/5	L	7-48
10/24/2020	Columbus	/5	L	17-52
11/6/2021	Lincoln	/6	L	17-26
10/26/2024	Columbus	/4	L	17-21

Series scoring	Total	Average
Nebraska	205	18.8
Ohio State	455	43.4

**Highest NU score:** 38 in 2012  
**Widest NU margin:** 7 in 2011 (34-27)  
**Highest OSU score:** 63 in 2012  
**Widest OSU margin:** 59 (62-3) in 2016  
**Highest-scoring game:** 101 in 2012 (OSU 63, NU 38)  
**Longest NU win streak:** one game, 2011  
**Longest OSU win streak:** eight games, 2012-present

**Series Notes:** Nebraska and Ohio State have played nine times as Big Ten opponents, including six straight seasons from 2016 to 2021. The first meeting in Lincoln was Nebraska's first-ever Big Ten home game on Oct. 8, 2011. That game featured the largest comeback victory in NU history, as the Huskers rallied from a 27-6 deficit for a 34-27 win. It marked the only game that OSU entered as an unranked team. In fact, the Buckeyes have been ranked among the top 12 teams by the AP in each of the other 10 games, including seven straight games as an AP Top 10 foe. The 2016 contest was the first in the series between top-10 teams. Nebraska's 21-17 loss at No. 4 Ohio State in 2024 marked the closest game in series history. The Buckeyes went on to win the national championship. In 2019, ESPN College Gameday came to Lincoln for the first time since 2001. The 2020 game was just the eighth in college football history between two programs with 900 all-time wins. The 2020 contest (Oct. 24) marked Nebraska's latest season opener since also opening on Oct. 24, 1892. The Buckeyes won the first two games in the series, a pair of meetings in the mid-1950s in Columbus, Ohio. In the first meeting, the No. 6 Buckeyes posted a 28-20 victory over a Bill Glassford-coached Cornhusker club. In the only other meeting, Michigan grad Pete Elliott led his only Nebraska team to Ohio State in a 34-7 loss to the No. 8 Buckeyes.

Oregon Series

**Games:** 8  
**Standing:** Nebraska leads, 6-2-0  
**At Lincoln:** Nebraska leads, 5-1-0  
**At Memorial Stadium:** Nebraska leads, 5-1-0  
**At Eugene:** Series tied, 1-1-0  
**As Big Ten Foes:** 0-0-0  
**Current win streak (start):** Oregon, one game (2017)

Date	Site	Rank NU/ORE	Result	Score
9/27/1952	Eugene	/	W	28-13
9/19/1953	Lincoln	/	L	12-20
9/11/1971	Lincoln	2/	W	34-7
9/14/1974	Lincoln	7/	W	61-7
9/28/1985	Lincoln	16/	W	63-0
9/27/1986	Lincoln	4/	W	48-14
9/17/2016	Lincoln	/22	W	35-32
9/9/2017	Eugene	/	L	35-42

Series scoring	Total	Average
Nebraska	316	39.5
Oregon	135	16.9

**Highest NU score:** 63 in 1985 (63-0)  
**Widest NU margin:** 63 in 1985 (63-0)  
**Highest ORE score:** 42 in 2017 (42-35)  
**Widest ORE margin:** 8 in 1953 (20-12)  
**Highest scoring game:** 77 in 2017 (ORE 42, NU 35)  
**Longest NU win streak:** five games, 1953-2016  
**Longest ORE win streak:** one game, 1952, 2017  
**Shutouts by (last time):** NU 1 (1985)

**Series Notes:** Oregon competed in its first Big Ten season in 2024, but is not scheduled to face Nebraska for the first time as a conference foe until 2026. Nebraska leads the all-time series with Oregon 6-2, but the Ducks battled their way to a 42-35 win over the Huskers in the last meeting between the two schools in Eugene on Sept. 9, 2017. The Oregon win snapped a five-game series losing streak to Nebraska that dated back to 1953. The series dates back to 1952, when the Huskers defeated the

Ducks 28-13 in the only other meeting in Oregon. Nebraska opened the 1953, 1971 and 1974 seasons with the Ducks in Lincoln. Nebraska entered the 1971 season at No. 2 in the AP poll as the defending national champion and rolled to a 34-7 win to kick off a 13-0 campaign that culminated with a second straight national title for Coach Bob Devaney. Nebraska was ranked in the top 16 of the AP poll in four straight meetings with the Ducks, including a No. 7 ranking in a 61-7 win to open 1974 in Coach Tom Osborne's second season as Nebraska's head coach. The only game Oregon has entered as a top-25 team came in 2016, when unranked Nebraska defeated No. 22 Oregon, 35-32, at Memorial Stadium. It was NU's third win of a seven-game winning streak to open the 2016 campaign.

## Penn State Series

**Games:** 18

**Standing:** Nebraska leads, 10-8-0

**At Lincoln:** Nebraska leads, 6-2-0

**At Memorial Stadium:** Nebraska leads, 6-2-0

**At State College:** Penn State leads, 6-3-0

**At Neutral Sites:** Nebraska leads 1-0-0

**As Big Ten Foes:** Nebraska leads, 4-1-0

**Current win streak (start):** Nebraska, one game (2020)

Date	Site	Rank		Result	Score
		NU/PSU			
11/6/1920	State College	/	L		0-20
10/15/1949	State College	/	L		7-22
10/21/1950	Lincoln	/	W		19-0
10/13/1951	Lincoln	/	L		7-15
10/18/1952	State College	/19	L		0-10
9/20/1958	Lincoln	/	W		14-7
9/29/1979	Lincoln	6/18	W		42-17
9/27/1980	State College	3/11	W		21-7
9/26/1981	Lincoln	15/3	L		24-30
9/25/1982	State College	2/8	L		24-27
8/29/1983	E. Rutherford*	1/4	W		44-6
9/14/2002	State College	8/	L		7-40
9/13/2003	Lincoln	18/	W		18-10
11/12/2011	State College	19/12	W		17-14
11/10/2012	Lincoln	18/	W		32-23
11/23/2013	State College	/	W		23-20 (OT)
11/18/2017	State College	/13	L		44-56
11/14/2020	Lincoln	/	W		30-23
11/22/2025	State College	/			

\*Kickoff Classic

Series scoring	Total	Average
Nebraska	373	20.7
Penn State	347	19.3

**Highest NU score:** 44 in 1983 (44-6) and 2017 (44-56)

**Widest NU margin:** 38 in 1983 (44-6)

**Highest PSU score:** 56 in 2017 (56-44)

**Widest PSU margin:** 33 in 2002 (40-7)

**Highest scoring game:** 100 in 2017 (PSU 56, NU 44)

**Longest NU win streak:** four games, 2003-13

**Longest PSU win streak:** two games, three times

**Shutouts by (last time):** NU 1 (1950), PSU 2 (1952)

**Series Notes:** Nebraska is scheduled to make its first trip to State College since 2017 to battle Penn State at Beaver Stadium on Nov. 22, 2025. It will mark the third time in the last four meetings that the Huskers will travel to Happy Valley to meet the Nittany Lions, beginning with a 23-20 overtime win for Nebraska in 2013. The Huskers fell to PSU at Beaver Stadium 56-44 in the highest scoring game in series history in 2017. The teams last met in Lincoln on Nov. 14, 2020, with the Huskers battling to a 30-23 win. Since facing each other in each of Nebraska's first three Big Ten seasons (2011-13), the two teams met just twice in the next 11 seasons. The Huskers are 4-1 against Penn State as Big Ten foes. Nebraska rallied from a two-touchdown halftime deficit for a 32-23 win in Lincoln in 2012. NU's 17-14 win at Penn State in 2011 came in the first game in 46 seasons without Joe Paterno as the Nittany Lions' head coach. Both teams were nationally ranked in five straight meetings between 1979 and 1983, with NU winning three of

the five games. In 1982 in Happy Valley, No. 2 Nebraska lost 27-24 to a Nittany Lion team that went on to win the national title. In 1983, No. 1 NU opened the season with a 44-6 victory over No. 4 Penn State in the Kickoff Classic in East Rutherford, N.J. PSU won four of the first five meetings, including a pair of shutouts in State College in 1920 and 1952. NU claimed its first win with a 19-0 shutout at Memorial Stadium in 1950.

## Purdue Series

**Games:** 13

**Standing:** Nebraska leads, 7-6-0

**At Lincoln:** Nebraska leads, 3-2-0

**At Memorial Stadium:** Nebraska leads, 3-2-0

**At West Lafayette:** Series tied, 4-4-0

**As Big Ten Foes:** Nebraska leads, 7-5-0

**Current win streak (start):** Nebraska, two games (2023)

Date	Site	Rank		Result	Score
		NU/PUR			
9/27/1958	West Lafayette	/	L		0-28
10/12/2013	West Lafayette	/	W		44-7
11/1/2014	Lincoln	17/	W		35-14
10/31/2015	West Lafayette	/	L		45-55
10/22/2016	Lincoln	8/	W		27-14
10/28/2017	West Lafayette	/	W		25-24
9/29/2018	Lincoln	/	L		28-42
11/2/2019	West Lafayette	/	L		27-31
12/5/2020	West Lafayette	/	W		37-27
11/30/2021	Lincoln	/	L		23-28
10/15/2022	West Lafayette	/	L		37-43
10/28/2023	Lincoln	/	W		31-14
9/28/2024	West Lafayette	/	W		28-10

Series scoring	Total	Average
Nebraska	387	29.8
Purdue	337	25.9

**Highest NU score:** 45 in 2015 (45-55)

**Widest NU margin:** 37 in 2013 (44-7)

**Highest PUR score:** 55 in 2015 (55-45)

**Widest PUR margin:** 28 in 1958 (28-0)

**Highest-scoring game:** 100 in 2015 (Purdue 55-45)

**Longest NU win streak:** two games, three times

**Longest PUR win streak:** two games, twice

**Shutouts by (last time):** NU none, Purdue 1 (1958)

**Series Notes:** Nebraska and Purdue met for 12 consecutive seasons from 2013 to 2024, but are not scheduled to meet in 2025 or 2026. Nebraska improved to 7-5 as Big Ten foes and 7-6 overall with a 28-10 victory over the Boilermakers in West Lafayette last season (Sept. 28). In 2023, Nebraska rolled to a 31-14 win over the Boilermakers on Homecoming (Oct. 28) in Lincoln. Nebraska's win at Purdue on Dec. 5, 2020, marked the Huskers' first regular-season victory in December since 1992. Nebraska held Purdue to minus-2 rushing yards in 2020, the fewest by an opponent in seven seasons. Prior to their first meeting as Big Ten foes in 2013, the schools had not met since 1958, when the Boilermakers shut out NU, 28-0, in West Lafayette.

## Rutgers Series

**Games:** 7

**Standing:** Nebraska leads, 7-0-0

**At Lincoln:** Nebraska leads, 3-0-0

**At Memorial Stadium:** Nebraska leads, 3-0-0

**At Piscataway:** Nebraska leads, 3-0-0

**At Neutral Sites:** Nebraska leads, 1-0-0

**As Big Ten Foes:** Nebraska leads, 6-0-0

**Current win streak (start):** Nebraska, seven games (1920)

Date	Site	Rank		Result	Score
		NU/RU			
11/2/1920	New York City	/	W		28-0
10/25/2014	Lincoln	16/	W		42-24
11/14/2015	Piscataway	/	W		31-14
9/23/2017	Lincoln	/	W		27-17

12/18/2020	Piscataway	/	W	28-21
10/7/2022	Piscataway	/	W	14-13
10/5/2024	Lincoln	/	W	14-7

Series scoring	Total	Average
Nebraska	184	26.3
Rutgers	96	13.7

**Highest NU score:** 42 in 2014 (42-24)  
**Widest NU margin:** 28 in 1920 (28-0)  
**Highest Rutgers score:** 24 in 2014 (24-42)  
**Widest Rutgers margin:** none  
**Highest-scoring game:** 66 in 2014 (NU 42-24)  
**Longest NU win streak:** seven games, 1920-present  
**Longest Rutgers win streak:** none  
**Shutouts by (last time):** NU 1 (1920)

**Series Notes:** Nebraska is 7-0 all-time against Rutgers, including 6-0 as Big Ten foes after a 14-7 Husker win over the Scarlet Knights on Homecoming in Lincoln on Oct. 5, 2024. It was the third consecutive game in the series decided by a touchdown or less. Nebraska won the closest meeting in series history with a 14-13 victory at Piscataway in 2022. The 2020 game was a part of Big Ten Champions week and the Dec. 18 game was Nebraska's latest regular-season game since 1894. Prior to the 2014 meeting in Lincoln, the schools had not met since a 28-0 NU win at the New York Polo Grounds in 1920. Nebraska and Rutgers are not scheduled to meet in 2025, but are expected to face each other in Piscataway in 2026.

## UCLA Series

**Games:** 14  
**Standing:** Series tied, 7-7-0  
**At Lincoln:** Nebraska leads, 4-3-0  
**At Memorial Stadium:** Nebraska leads, 4-3-0  
**At Los Angeles:** UCLA leads, 4-2-0  
**At Neutral Sites:** Nebraska leads, 1-0-0  
**As Big Ten Foes:** UCLA leads, 1-0-0  
**Current win streak (start):** UCLA, one game (2024)

Date	Site	Rank NU/UCLA	Result	Score
11/30/1946	Los Angeles	/	L	0-18
10/30/1948	Lincoln	/	L	15-27
9/9/1972	Los Angeles	1/	L	17-20
9/8/1973	Lincoln	4/10	W	40-13
9/24/1983	Lincoln	1/	W	42-10
9/22/1984	Los Angeles	1/	W	42-3
9/12/1987	Lincoln	2/3	W	42-33
9/10/1988	Los Angeles	2/5	L	28-41
9/18/1993	Los Angeles	8/	W	14-13
9/17/1994	Lincoln	2/13	W	49-21
9/8/2012	Los Angeles	16/	L	30-36
9/14/2013	Lincoln	23/16	L	21-41
12/26/2015	Santa Clara*	/	W	37-29
11/2/2024	Lincoln	/	L	20-27
11/8/2025	Los Angeles	/		

\*Foster Farms Bowl

Series scoring	Total	Average
Nebraska	397	28.4
UCLA	332	23.7

**Highest NU score:** 49 in 1994 (49-21)  
**Widest NU margin:** 39 in 1984 (42-3)  
**Highest UCLA score:** 41 in 1988 (41-28), 2013 (41-21)  
**Widest UCLA margin:** 20 in 2013 (41-21)  
**Highest-scoring game:** 75 in 1987 (NU 42, UCLA 33)  
**Longest NU win streak:** four games, 1973-87  
**Longest UCLA win streak:** three games, 1946-72  
**Shutouts by (last time):** 1 by UCLA (1946)

**Series Notes:** Nebraska will meet UCLA as Big Ten foes for the second straight season when the Huskers battle the Bruins in Pasadena on Nov. 8, 2025. Nebraska will be making its seventh trip to Los Angeles to face the Bruins, and its first since a 36-30 loss on Sept. 8, 2012. The Big Red fell 27-20 to UCLA in Lincoln

on Nov. 2, 2024 in their first meeting in the expanded 18-team Big Ten. The last meeting as non-conference opponents came with a 37-29 Nebraska victory in the Foster Farms Bowl in Santa Clara, Calif., on Dec. 26, 2015. The series dates back to 1946, when the Big Red traveled to Los Angeles for an 18-0 loss to the Bruins in the regular-season finale on Nov. 30. UCLA came to Memorial Stadium in Lincoln for the first time on Oct. 30, 1947, defeating Nebraska on Homecoming in Lincoln, 27-15. UCLA opened the 1972 season with a 20-17 upset of No. 1 Nebraska in Los Angeles in Hall of Famer Bob Devaney's final season as the Husker head coach. The Bruin win snapped a 32-game Nebraska unbeaten streak that included a pair of national titles for the Huskers in 1970 and 1971. The win also capped a three-game series winning streak by the Bruins. Nebraska answered with four straight wins from 1973 to 1987 under Hall of Fame coach Tom Osborne. The 1973 Husker win was Osborne's first game as head coach, as No. 4 Nebraska pounded the No. 10 Bruins, 40-13, in Lincoln. In 1983 and 1984, Nebraska entered games with UCLA as the No. 1 team in the nation and rolled to lopsided 42-10 and 42-3 victories. Nebraska's four-game series winning streak was capped with a 42-33 win by No. 2 Nebraska over No. 3 UCLA at Memorial Stadium on Sept. 12, 1987. In a rematch of top-five teams the following season, No. 5 UCLA knocked off No. 2 Nebraska, 41-28, in Los Angeles. In the closest game in series history, No. 8 Nebraska outlasted unranked UCLA, 14-13, in Los Angeles as part of an undefeated regular season in 1993. No. 2 Nebraska then rolled to a 49-21 win over No. 13 UCLA as part of an unbeaten national championship season in 1994. Nebraska entered nine straight games with UCLA ranked in the top 25 from 1973 to 2013, including seven straight games in the top 10.

## USC Series

**Games:** 6  
**Standing:** USC leads, 5-0-1  
**At Lincoln:** USC leads, 2-0-0  
**At Memorial Stadium:** USC leads, 2-0-0  
**At Los Angeles:** USC leads, 2-0-1  
**At Neutral Sites:** USC leads, 1-0-0  
**As Big Ten Foes:** USC leads, 1-0-0  
**Current win streak (start):** USC, four games (2006)

Date	Site	Rank NU/USC	Result	Score
9/20/1969	Lincoln	/5	L	21-31
9/19/1970	Los Angeles	9/3	T	21-21
9/16/2006	Los Angeles	19/4	L	10-28
9/15/2007	Lincoln	14/1	L	31-49
12/27/2014	San Diego*	25/24	L	42-45
11/16/2024	Los Angeles	/	L	20-28
11/1/2025	Lincoln	/		

\*Holiday Bowl

Series scoring	Total	Average
Nebraska	145	24.2
USC	202	33.7

**Highest NU score:** 42 in 2014 (42-45)  
**Widest NU margin:** none  
**Highest USC score:** 49 in 2007 (49-31)  
**Widest USC margin:** 18 in 2006 (28-10), 2007 (49-31)  
**Highest-scoring game:** 87 in 2014 (USC 45, NU 42)  
**Longest NU win streak:** none  
**Longest USC win streak:** four games, 2006-current  
**Shutouts by (last time):** none

**Series Notes:** Nebraska faced USC for the first time as Big Ten opponents on Nov. 16, 2024, with the Huskers falling 28-20 at the Coliseum in Los Angeles. The two teams will meet again in Lincoln on Nov. 1, 2025 - the first game at Memorial Stadium for the Trojans since 2007, and just the third all-time trip for USC to Lincoln. Nebraska has never beaten USC, and the Trojans entered the first five games in series history as an AP Top 25 team. In the last meeting in Lincoln, No. 1 USC defeated No. 14 Nebraska, 49-31 at Memorial Stadium on Sept. 15, 2007. It marked the fourth consecutive game to open the series with

Nebraska that USC had been ranked in the AP top five. The series dates back to a 31-21 win for No. 5 USC in Nebraska's season opener in Lincoln on Sept. 20, 1969. The rematch between 1970 top-10 teams came in Los Angeles on Sept. 19, when the Huskers and Trojans fought to a 21-21 tie at the Coliseum. The tie was the only blemish during Nebraska's 1970 national championship season under Coach Bob Devaney. The Huskers repeated as national champions with a perfect 13-0 record in 1971. From 1969 through 1971, the only other non-win on Nebraska's record came with a 17-7 loss at Missouri in 1969, as the Huskers went 33-2-1 in those three seasons. USC won AP national titles in 1962, 1967, 1972, 2003 and 2004. In the only neutral site game in series history, No. 24 USC outlasted No. 25 Nebraska, 45-42 in the 2014 Holiday Bowl in San Diego.

## Washington Series

Games: 10

Standing: Nebraska leads, 5-4-1

At Lincoln: Nebraska leads, 2-1-1

At Memorial Stadium: Nebraska leads, 2-1-1

At Seattle: Nebraska leads, 3-2-0

At Neutral Sites: Washington leads, 1-0-0

As Big Ten Foes: 0-0-0

Current win streak (start): Nebraska, one game (2011)

Date	Site	Rank NU/US	Result	Score
10/17/1925	Lincoln	/	T	6-6
11/25/1926	Seattle	/	L	6-10
9/16/1967	Seattle	/	W	17-7
9/21/1991	Lincoln	9/4	L	21-36
9/19/1992	Seattle	12/2	L	14-29
9/20/1997	Seattle	7/2	W	27-14
9/26/1998	Lincoln	2/9	W	55-7
9/18/2010	Seattle	8/	W	56-21
12/30/2010	San Diego*	17/	L	7-19
9/17/2011	Lincoln	11/	W	51-38

\*Holiday Bowl

Series scoring	Total	Average
Nebraska	260	26.0
Washington	187	18.7

Highest NU score: 56 in 2010 (56-21)

Widest NU margin: 48 in 1998 (55-7)

Highest UW score: 38 in 2011 (38-51)

Widest UW margin: 15 in 1991 (36-21), 1992 (29-14)

Highest-scoring game: 89 in 2011 (NU 51, UW 38)

Longest NU win streak: three games, 1997-2010

Longest UW win streak: two games, 1991-92

Shutouts by (last time): none

**Series Notes:** Nebraska owns a rich history in a 10-game series with Washington. The two teams are not scheduled to meet for the first time as conference foes in the 18-team Big Ten until a 2026 matchup in Lincoln. The Huskers own a narrow 5-4-1 edge in the all-time series with the Huskies, including a 51-38 win over UW at Memorial Stadium in the most recent meeting in 2011. That game marked the third meeting in a 12-month span that included a 56-21 win over the Huskies in Seattle on Sept. 18, 2010, before Washington avenged the loss with a 19-7 win over Nebraska in the 2010 Holiday Bowl in San Diego (Dec. 30). At least one of the two teams has been ranked in the AP Top 25 in each of the last seven meetings, including four straight games from 1991 to 1998 when both teams were ranked in the top 12 in the AP poll. No. 7 Nebraska upset No. 2 Washington in Seattle to fuel the Huskers' surge to an unbeaten season and the 1997 national title. No. 4 Washington knocked off No. 9 Nebraska 36-21 in Lincoln on its way to a national championship in 1991. The first meeting between the schools resulted in a tie at Memorial Stadium in Lincoln in 1925, before the Huskies notched a 10-6 win in Seattle in 1926. Nebraska got its first series win with a 17-7 victory in Seattle in 1967 - the only meeting between the schools between 1926 and 1991.

Note: All rankings listed are from the AP Poll.

## Wisconsin Series

Games: 18

Standing: Wisconsin leads, 13-5-0

At Lincoln: Series tied, 4-4-0

At Memorial Stadium: Series tied, 4-4-0

At Madison: Wisconsin leads, 7-1-0

At Neutral Sites: Wisconsin leads, 2-0-0

As Big Ten Foes: 2-11-0

Current win streak (start): Nebraska, one game (2024)

Date	Site	Rank NU/WIS	Result	Score
11/2/1901	Milwaukee	/	L	0-18
10/9/1965	Lincoln	2/	W	37-0
10/8/1966	Madison	7/	W	31-3
9/29/1973	Lincoln	2/	W	20-16
9/21/1974	Madison	4/	L	20-21
10/1/2011	Madison	8/7	L	17-48
9/29/2012	Lincoln	22/	W	30-27
12/1/2012	Indianapolis*	14/	L	31-70
11/15/2014	Madison	11/22	L	24-59
10/10/2015	Lincoln	/	L	21-23
10/29/2016	Madison	7/11	L	17-23 (OT)
10/7/2017	Lincoln	/9	L	17-38
10/6/2018	Madison	/16	L	24-41
11/16/2019	Lincoln	/15	L	21-37
11/20/2021	Madison	/19	L	28-35
11/19/2022	Lincoln	/	L	14-15
11/18/2023	Madison	/	L	17-24 (OT)
11/23/2024	Lincoln	/	W	44-25

\*Big Ten Championship Game

Series scoring	Total	Average
Nebraska	413	22.9
Wisconsin	523	29.1

Highest NU score: 44 in 2024 (44-25)

Widest NU margin: 37 in 1965 (37-0)

Highest WIS score: 70 in 2012 (70-31)

Widest WIS margin: 39 in 2012 (70-31)

Highest-scoring game: 101 in 2012 (WIS 70, NU 31)

Longest NU win streak: three games, 1965-73

Longest WIS win streak: 10 games, 2012-23

Shutouts by (last time): NU 1 (1965), WIS 1 (1901)

**Series Notes:** Nebraska and Wisconsin have played for the Freedom Trophy each season since 2014, and met 12 times in the regular season since the Huskers joined the Big Ten in 2011. The Huskers and Badgers also squared off in the 2012 Big Ten Championship Game. Nebraska won the most recent meeting, 44-25, in Lincoln on Nov. 23, 2024, but the teams are not scheduled to meet in 2025 or 2026. The Huskers and Badgers did not face each other in 2013 or 2020 (canceled, COVID-19 protocols). Wisconsin owns an 11-2 edge as Big Ten foes, including 10 consecutive wins from 2013 to 2023. Nebraska played its first-ever game as a member of the Big Ten Conference at Camp Randall Stadium against Wisconsin on Oct. 1, 2011. The teams met twice in 2012. In the regular season, Nebraska posted the second-largest comeback in school history, twice rallying from a 17-point deficit for a 30-27 victory in Lincoln. Wisconsin defeated Nebraska 70-31, in the Big Ten title game at Lucas Oil Stadium in Indianapolis. Nebraska was ranked in the top 25 in eight straight meetings with the Badgers before entering the 2015 game unranked. Wisconsin was ranked in five straight matchups from 2016 to 2021. NU was ranked in the top 10 five times entering the UW game from 1965 to 2011, and was No. 7 in 2016. Wisconsin won the first meeting between the two teams, 18-0, on Nov. 2, 1901. The Huskers reeled off three straight wins from 1965 to 1973 by a combined margin of 88-19. The first two meetings came under Hall of Fame Coach Bob Devaney, who led his 1965 Huskers to a 37-0 shutout of the Badgers. Nebraska completed a series sweep with a 31-3 victory in Madison in 1966. Long-time Wisconsin Head Coach and Athletic Director Barry Alvarez, who was inducted into the College Football Hall of Fame in 2010, was a linebacker on those two Nebraska teams. The two teams met again in Lincoln in 1973, when first-year head coach and No. 2 NU notched a 20-16 win.

# Series Records vs. Non-Conference Opponents

## Football Bowl Subdivision Opponents

### Air Force (Series tied 1-1)

1963	H	13	17	L
1965	A	27	17	W
<b>Totals</b>		<b>40</b>	<b>34</b>	

### Akron (NU leads 1-0)

1997	H	59	14	W
------	---	----	----	---

### Alabama (NU trails 2-3)

1965	N	28	*39	L
1966	N	7	**34	L
1972	N	38	+6	W
1977	H	31	24	W
1978	N	3	***20	L
<b>Totals</b>		<b>107</b>	<b>123</b>	

\*1966 Orange Bowl; \*\*1967 Sugar Bowl;  
+1972 Orange Bowl; \*\*\*at Birmingham

### Arizona (Series tied 1-1-1)

1961	H	14	14	T
1998	N	20	*23	L
2009	N	33	**0	W
<b>Totals</b>		<b>67</b>	<b>37</b>	

\* 1998 Holiday Bowl; \*\* 2009 Holiday Bowl

### Arizona State (NU leads 6-2)

1975	A	14	*17	L
1987	A	35	28	W
1988	H	47	16	W
1991	A	18	9	W
1992	H	45	24	W
1995	H	77	28	W
1996	A	0	19	L
2002	H	48	10	W
<b>Totals</b>		<b>284</b>	<b>151</b>	

\*1975 Fiesta Bowl

### Arkansas (NU trails 0-1)

1964	N	7	*10	L
------	---	---	-----	---

\*1965 Cotton Bowl

### Arkansas State (NU leads 3-0)

2009	H	38	9	W
2012	H	42	13	W
2017	H	43	36	W
<b>Totals</b>		<b>123</b>	<b>58</b>	

### Army (NU leads 3-2)

1928	A	3	13	L
1957	A	0	42	L
1960	H	14	9	W
1970	H	28	0	W
1972	A	77	7	W
<b>Totals</b>		<b>122</b>	<b>71</b>	

### Auburn (NU leads 3-1)

1963	N	13	*7	W
1981	H	17	3	W
1982	A	41	#7	W
2006	N	14	17	L
<b>Totals</b>		<b>85</b>	<b>34</b>	

\*1964 Orange Bowl; #2007 Cotton Bowl

### Ball State (NU leads 1-0)

2007	H	41	40	W
------	---	----	----	---

### Baylor (NU leads 11-1)

1939	H	20	0	W
1956	H	7	26	L
1977	H	31	10	W
1990	H	13	0	W
1996	H	49	0	W
1997	A	49	21	W
2000	H	59	0	W
2001	A	48	7	W
2004	H	59	27	W

2005	A	23	14	W
2008	H	32	20	W
2009	A	20	10	W
<b>Totals</b>		<b>410</b>	<b>135</b>	

### Boston College (NU leads 1-0)

2024	N	20	*15	W
------	---	----	-----	---

\*2024 Pinstripe Bowl

### Brigham Young (NU trails 0-1)

2015	H	28	33	L
------	---	----	----	---

### Buffalo (NU leads 1-0)

2021	H	28	3	W
------	---	----	---	---

### California (NU leads 3-0)

1978	H	36	26	W
1998	A	24	3	W
1999	H	45	0	W
<b>Totals</b>		<b>105</b>	<b>29</b>	

### Cincinnati (NU leads 1-0)

1906	H	41	0	W
------	---	----	---	---

### Clemson (Tied, 1-1)

1981	N	15	*22	L
2008	N	26	**21	W
<b>Totals</b>		<b>41</b>	<b>43</b>	

\*1982 Orange Bowl; \*\*2009 Gator Bowl

### Colorado (NU leads 50-21-2)

1898	A	23	10	W
1902	A	10	0	W
1903	H	31	0	W
1904	A	0	6	L
1905	H	18	0	W
1907	H	22	8	W
1948	A	6	19	L
1949	H	25	14	W
1950	A	19	28	L
1951	H	14	36	L
1952	A	16	16	T
1953	H	10	14	L
1954	A	20	6	W
1955	H	37	20	W
1956	A	0	16	L
1957	H	0	27	L
1958	A	16	27	L
1959	H	14	12	W
1960	A	6	19	L
1961	H	0	7	L
1962	A	31	6	W
1963	H	41	6	W
1964	A	21	3	W
1965	H	38	13	W
1966	A	21	19	W
1967	H	16	21	L
1968	A	22	6	W
1969	H	20	7	W
1970	A	29	13	W
1971	H	31	7	W
1972	A	33	10	W
1973	H	28	16	W
1974	A	31	15	W
1975	H	63	21	W
1976	A	24	12	W
1977	H	33	15	W
1978	A	52	14	W
1979	H	38	10	W
1980	A	45	7	W
1981	H	59	0	W
1982	A	40	14	W
1983	H	69	19	W
1984	A	24	7	W
1985	H	17	7	W
1986	A	10	20	L

1987	A	24	7	W
1988	H	7	0	W
1989	A	21	27	L
1990	H	12	27	L
1991	A	19	19	T
1992	H	52	7	W
1993	A	21	17	W
1994	H	24	7	W
1995	A	44	21	W
1996	H	17	12	W
1997	A	27	24	W
1998	H	16	14	W
1999	A	33	30	W OT
2000	H	34	32	W
2001	A	36	62	L
2002	H	13	28	L
2003	A	31	22	W
2004	H	20	26	L
2005	A	30	3	W
2006	H	37	14	W
2007	A	51	65	L
2008	H	40	31	W
2009	A	28	20	W
2010	H	45	17	W
2018	H	28	33	L
2019	A	31	34	L OT
2023	A	14	36	L
2024	H	28	10	W
<b>Totals</b>		<b>1,906</b>	<b>1,218</b>	

**Colorado State (NU leads 6-0)**

1920	H	7	0	W
1921	H	70	7	W
1931	N	20	*7	W
1991	H	71	14	W
1993	H	48	13	W
1996	H	65	9	W
<b>Totals</b>		<b>281</b>	<b>50</b>	

\*at Denver

**Duke (NU trails 0-1)**

1954	N	7	*34	L
*1955 Orange Bowl				

**Florida (NU leads 2-0)**

1974	N	13	*10	W
1995	N	62	**24	W
<b>Totals</b>		<b>75</b>	<b>34</b>	

\*1974 Sugar Bowl; \*\*1996 Fiesta Bowl

**Florida Atlantic (NU leads 2-0)**

2009	H	49	3	W
2014	H	55	7	W
<b>Totals</b>		<b>104</b>	<b>10</b>	

**Florida State (NU trails 2-6)**

1980	H	14	18	L
1981	H	34	14	W
1985	H	13	17	L
1986	H	34	17	W
1987	N	28	*31	L
1989	N	17	**41	L
1992	N	14	***27	L
1993	N	16	****18	L
<b>Totals</b>		<b>170</b>	<b>183</b>	

\*1988 Fiesta Bowl; \*\*1990 Fiesta Bowl;

\*\*\*1993 Orange Bowl; \*\*\*\*1994 Orange Bowl

**Fresno State (NU leads 3-0)**

2011	H	42	29	W
2014	A	55	19	W
2016	H	43	10	W
<b>Totals</b>		<b>140</b>	<b>58</b>	

**Georgia (NU leads 2-1)**

1969	N	45	*6	W
2012	N	31	**45	L

2013	N	24	#19	W
------	---	----	-----	---

**Totals 100 70**

\*1969 Sun Bowl; \*\*2013 Capital One Bowl; #2014 Gator Bowl

**Georgia Southern (NU trails 0-1)**

2022	H	42	45	L
<b>Totals</b>		<b>42</b>	<b>45</b>	

**Georgia Tech (NU trails 0-1)**

1990	N	21	*45	L
*1991 Citrus Bowl				

**Hawaii (NU leads 5-1)**

1954	A	50	0	W
1955	H	0	6	L
1971	A	45	3	W
1976	A	68	3	W
1978	H	56	10	W
1982	A	37	16	W
<b>Totals</b>		<b>256</b>	<b>38</b>	

**Houston (NU trails 0-1)**

1980	N	14	*17	L
*1980 Cotton Bowl				

**Iowa State (NU leads 86-17-2)**

1896	H	12	4	W
1897	A	0	10	L
1898	H	23	10	W
1899	A	0	33	L
1900	H	30	0	W
1901	H	17	0	W
1905	H	21	0	W
1906	H	2	14	L
1907	H	10	9	W
1908	N	23	*17	W
1910	H	24	0	W
1911	A	6	6	T
1913	A	18	9	W
1914	H	20	7	W
1915	A	21	0	W
1916	H	3	0	W
1919	H	0	3	L
1921	A	35	3	W
1922	H	54	6	W
1923	A	26	14	W
1926	H	31	6	W
1927	H	6	0	W
1928	A	12	0	W
1929	H	31	12	W
1930	A	14	12	W
1931	H	23	0	W
1932	H	12	6	W
1933	A	20	0	W
1934	H	7	6	W
1935	A	20	7	W
1936	H	34	0	W
1937	A	20	7	W
1938	H	7	8	L
1939	A	10	7	W
1940	H	21	12	W
1941	A	14	0	W
1942	H	26	0	W
1943	A	6	27	L
1944	H	6	19	L
1945	A	7	27	L
1946	H	33	0	W
1947	A	14	7	W
1948	H	19	15	W
1949	A	7	0	W
1950	H	20	13	W
1951	A	34	27	W
1952	H	16	0	W
1953	A	27	19	W
1954	H	39	14	W

1955	A	10	7	W
1956	H	9	7	W
1957	A	0	13	L
1958	H	7	6	W
1959	A	6	18	L
1960	H	7	10	L
1961	A	16	13	W
1962	H	36	22	W
1963	H	21	7	W
1964	A	14	7	W
1965	H	44	0	W
1966	A	12	6	W
1967	H	12	0	W
1968	A	24	13	W
1969	H	17	3	W
1970	A	54	29	W
1971	H	37	0	W
1972	A	23	23	T
1973	H	31	7	W
1974	A	23	13	W
1975	H	52	0	W
1976	A	28	37	L
1977	H	21	24	L
1978	A	23	0	W
1979	H	34	3	W
1980	A	35	0	W
1981	H	31	7	W
1982	A	48	10	W
1983	H	72	29	W
1984	A	44	0	W
1985	H	49	0	W
1986	A	35	14	W
1987	H	42	3	W
1988	A	51	16	W
1989	H	49	17	W
1990	A	45	13	W
1991	H	38	13	W
1992	A	10	19	L
1993	H	49	7	W
1994	A	28	12	W
1995	H	73	14	W
1996	A	49	14	W
1997	H	77	14	W
1998	A	42	7	W
1999	H	49	14	W
2000	A	49	27	W
2001	H	48	14	W
2002	A	14	36	L
2003	H	28	0	W
2004	A	27	34	L
2005	H	27	20	W OT
2006	A	28	14	W
2007	H	35	17	W
2008	A	35	7	W
2009	H	7	9	L
2010	A	31	30	W OT
<b>Totals</b>		<b>2,684</b>	<b>1,095</b>	

\*at Omaha

**Kansas (NU leads 91-23-3)**

1892	H	0	12	L
1893	H	0	18	L
1894	H	12	6	W
1895	H	4	8	L
1896	A	4	18	L
1897	H	6	5	W
1898	A	18	6	W
1899	H	20	36	L
1900	A	12	0	W
1901	H	29	5	W
1902	H	16	0	W
1903	A	6	0	L
1906	H	6	8	L
1907	A	16	6	W
1908	H	5	20	L

1909	H	0	6	L
1910	A	6	0	W
1911	A	29	0	W
1912	H	14	3	W
1913	A	9	0	W
1914	H	35	0	W
1915	A	33	0	W
1916	H	3	7	L
1917	A	13	3	W
1918	H	20	0	W
1919	H	19	7	W
1920	A	20	20	T
1921	H	28	0	W
1922	A	28	0	W
1923	H	0	0	T
1924	A	14	7	W
1925	H	14	0	W
1926	A	20	3	W
1927	H	47	13	W
1928	A	20	0	W
1929	H	12	6	W
1930	A	16	0	W
1931	H	6	0	W
1932	A	20	6	W
1933	H	12	0	W
1934	A	3	0	W
1935	H	19	13	W
1936	A	26	0	W
1937	H	13	13	T
1938	A	16	7	W
1939	H	7	0	W
1940	A	53	2	W
1941	H	32	0	W
1942	A	14	7	W
1943	H	7	6	W
1944	A	0	20	L
1945	H	27	13	W
1946	A	16	14	W
1947	H	7	13	L
1948	A	7	27	L
1949	H	13	27	L
1950	A	33	26	W
1951	H	7	27	L
1952	A	14	13	W
1953	H	9	0	W
1954	A	41	20	W
1955	H	19	14	W
1956	A	26	20	W
1957	H	12	14	L
1958	A	7	29	L
1959	H	3	10	L
1960	A	0	31	L
1961	H	6	28	L
1962	A	40	16	W
1963	H	23	9	W
1964	A	14	7	W
1965	H	42	6	W
1966	A	24	13	W
1967	A	0	10	L
1968	H	13	23	L
1969	H	21	17	W
1970	A	41	20	W
1971	H	55	0	W
1972	A	56	0	W
1973	H	10	9	W
1974	A	56	0	W
1975	H	16	0	W
1976	A	31	3	W
1977	H	52	7	W
1978	A	63	21	W
1979	H	42	0	W
1980	A	54	0	W
1981	H	31	15	W
1982	A	52	0	W
1983	H	67	13	W

1984	A	41	7	W
1985	H	56	6	W
1986	A	70	0	W
1987	H	54	2	W
1988	A	63	10	W
1989	H	51	14	W
1990	A	41	9	W
1991	A	59	23	W
1992	H	49	7	W
1993	A	21	20	W
1994	H	45	17	W
1995	A	41	3	W
1996	H	63	7	W
1997	A	35	0	W
1998	H	41	0	W
1999	A	24	17	W
2000	H	56	17	W
2001	A	51	7	W
2002	H	45	7	W
2003	A	24	3	W
2004	H	14	8	W
2005	A	15	40	L
2006	H	39	32	W OT
2007	A	39	76	L
2008	H	45	35	W
2009	A	31	17	W
2010	H	20	3	W
<b>Totals</b>		<b>2,955</b>	<b>1,199</b>	

**Kansas State (NU leads 78-15-2)**

1911	H	59	0	W
1912	H	30	6	W
1913	H	24	6	W
1914	A	31	0	W
1915	H	31	0	W
1916	H	14	0	W
1922	H	21	0	W
1923	H	34	12	W
1924	A	24	0	W
1925	A	0	0	T
1926	H	3	0	W
1927	A	33	0	W
1928	H	8	0	W
1929	A	10	6	W
1930	H	9	10	L
1931	A	6	3	W
1932	H	6	0	W
1933	A	9	0	W
1934	H	7	19	L
1935	A	0	0	T
1936	H	40	0	W
1937	A	3	0	W
1938	H	14	7	W
1939	A	25	9	W
1940	H	20	0	W
1941	A	6	12	L
1942	H	0	19	L
1943	A	13	7	W
1944	H	35	0	W
1945	A	24	0	W
1946	H	31	0	W
1947	A	14	7	W
1948	H	32	0	W
1949	A	13	6	W
1950	H	49	21	W
1951	A	1	*0	W
1952	H	27	14	W
1953	A	0	27	L
1954	H	3	7	L
1955	A	16	0	W
1956	H	7	10	L
1957	A	14	7	W
1958	H	6	23	L
1959	A	14	29	L
1960	H	17	7	W

1961	A	24	0	W
1962	H	26	6	W
1963	A	28	6	W
1964	H	47	0	W
1965	A	41	0	W
1966	H	21	10	W
1967	A	16	14	W
1968	H	0	12	L
1969	A	10	7	W
1970	H	51	13	W
1971	A	44	17	W
1972	H	59	7	W
1973	A	50	21	W
1974	H	35	7	W
1975	A	12	0	W
1976	H	51	0	W
1977	A	26	9	W
1978	H	48	14	W
1979	A	21	12	W
1980	H	55	8	W
1981	A	49	3	W
1982	H	42	13	W
1983	A	51	25	W
1984	H	62	14	W
1985	A	41	3	W
1986	H	38	0	W
1987	H	56	3	W
1988	A	48	3	W
1989	H	58	7	W
1990	A	45	8	W
1991	H	38	31	W
1992	N	38	**24	W
1993	H	45	28	W
1994	A	17	6	W
1995	H	49	25	W
1996	A	39	3	W
1997	H	56	26	W
1998	A	30	40	L
1999	H	41	15	W
2000	A	28	29	L
2001	H	31	21	W
2002	A	13	49	L
2003	H	9	38	L
2004	A	21	45	L
2005	H	27	25	W
2006	A	21	3	W
2007	H	73	31	W
2008	A	56	28	W
2009	H	17	3	W
2010	A	48	13	W
<b>Totals</b>		<b>2,635</b>	<b>989</b>	

\*Kansas State forfeited; \*\*Coca-Cola Bowl at Tokyo

**Louisiana (NU leads 1-0)**

2009	H	55	0	W
------	---	----	---	---

**Louisiana Tech (NU leads 3-0)**

1998	N	56	*26	W
2006	H	49	10	W
2013	H	28	14	W

**Totals 133 50**

\*Eddie Robinson Football Classic

**LSU (NU leads 5-0-1)**

1970	N	17	*12	W
1975	H	10	7	W
1976	A	6	6	T
1982	N	21	**20	W
1984	N	28	****10	W
1986	N	30	****15	W

**Totals 112 70**

\*1971 Orange Bowl; \*\*1983 Orange Bowl;

\*\*\*1985 Sugar Bowl; \*\*\*\*1987 Sugar Bowl

<b>Miami (Tied 6-6)</b>				
1951	A	7	19	L
1953	H	20	16	W
1962	N	36	*34	W
1975	H	31	16	W
1976	H	17	9	W
1983	N	30	**31	L
1988	N	3	***23	L
1991	N	0	****22	L
1994	N	24	#17	W
2002	N	14	##37	L
2014	H	41	31	W
2015	A	33	36	L OT
<b>Totals</b>		<b>255</b>	<b>291</b>	

\*1962 Gotham Bowl; \*\*1984 Orange Bowl;  
\*\*\*1989 Orange Bowl; \*\*\*\*1992 Orange Bowl;  
#1995 Orange Bowl; ##2002 Rose Bowl

<b>Middle Tennessee (NU leads 1-0)</b>				
1992	H	48	7	W

<b>Mississippi (NU trails 0-1)</b>				
2002	N	23	*27	L
*2002 Independence Bowl				

<b>Mississippi State (NU leads 1-0)</b>				
1980	N	31	*17	W
*1980 Sun Bowl				

<b>Missouri (NU leads 65-36-3)</b>				
1892	N	1	*0	W
1893	N	18	**30	L
1894	N	14	*18	L
1895	N	12	***10	W
1896	A	8	4	W
1897	H	41	0	W
1898	A	47	6	W
1899	H	0	11	L
1900	A	12	0	W
1901	N	51	***0	W
1902	N	12	****0	W
1911	H	34	0	W
1912	A	7	0	W
1917	H	52	0	W
1919	A	12	5	W
1922	H	48	0	W
1923	A	7	7	T
1924	H	14	6	W
1925	A	6	9	L
1926	H	7	14	L
1927	A	6	7	L
1928	H	24	0	W
1929	A	7	7	T
1930	H	0	0	T
1931	A	10	7	W
1932	H	21	6	W
1933	A	26	0	W
1934	H	13	6	W
1935	A	19	6	W
1936	H	20	0	W
1937	A	7	0	W
1938	H	10	13	L
1939	A	13	27	L
1940	H	20	7	W
1941	A	0	6	L
1942	H	6	26	L
1943	A	20	54	L
1944	H	24	20	W
1945	A	0	19	L
1946	H	20	21	L
1947	A	6	47	L
1948	H	6	33	L
1949	A	20	21	L
1950	H	40	34	W
1951	A	19	35	L

1952	H	6	10	L
1953	A	7	23	L
1954	H	25	19	W
1955	A	18	12	W
1956	H	15	14	W
1957	A	13	14	L
1958	H	0	31	L
1959	A	0	9	L
1960	H	0	28	L
1961	A	0	10	L
1962	H	7	16	W
1963	A	13	12	W
1964	H	9	0	W
1965	A	16	14	W
1966	H	35	0	W
1967	A	7	10	L
1968	H	14	16	L
1969	A	7	17	L
1970	H	21	7	W
1971	A	36	0	W
1972	H	62	0	W
1973	A	12	13	L
1974	H	10	21	L
1975	A	30	7	W
1976	H	24	34	L
1977	A	21	10	W
1978	H	31	35	L
1979	A	23	20	W
1980	H	38	16	W
1981	A	6	0	W
1982	H	23	19	W
1983	A	34	13	W
1984	H	33	23	W
1985	A	28	20	W
1986	H	48	17	W
1987	A	42	7	W
1988	H	26	18	W
1989	A	50	7	W
1990	H	69	21	W
1991	H	63	6	W
1992	A	34	24	W
1993	H	49	7	W
1994	A	42	7	W
1995	H	57	0	W
1996	H	51	7	W
1997	A	45	38	W OT
1998	H	20	13	W
1999	A	40	10	W
2000	H	42	24	W
2001	A	36	3	W
2002	H	24	13	W
2003	A	24	41	L
2004	H	24	3	W
2005	A	24	41	L
2006	H	34	20	W
2007	A	6	41	L
2008	H	17	52	L
2009	A	27	12	W
2010	H	31	17	W
<b>Totals</b>		<b>2,320</b>	<b>1,454</b>	

\*at Omaha, Missouri forfeited; \*\*at Kansas City;  
\*\*\*at Omaha;  
\*\*\*\*at St. Joseph

<b>Nevada (NU leads 1-0)</b>				
2007	H	52	10	W

<b>New Mexico (NU leads 1-0)</b>				
1985	H	38	7	W

<b>New Mexico State (NU leads 3-0)</b>				
1979	H	57	0	W
1982	H	68	0	W
2008	H	38	7	W
<b>Totals</b>		<b>163</b>	<b>7</b>	

**North Carolina (NU leads 1-0)**

1977	N	21	*17	W
------	---	----	-----	---

\*1977 Liberty Bowl

**North Carolina State (NU leads 2-0)**

1962	H	19	14	W
1973	H	31	14	W
<b>Totals</b>		<b>50</b>	<b>28</b>	

**North Texas (NU leads 1-0)**

1993	H	76	14	W
------	---	----	----	---

**Northern Illinois (NU leads 4-1)**

1989	H	48	17	W
1990	H	60	14	W
2017	H	17	21	L
2019	H	44	8	W
2023	H	35	11	W
<b>Totals</b>		<b>204</b>	<b>71</b>	

**Notre Dame (NU leads 8-7-1)**

1915	H	20	19	W
1916	H	0	20	L
1917	H	7	0	W
1918	H	0	0	T
1919	H	9	14	L
1920	H	7	16	L
1921	A	0	7	L
1922	H	14	6	W
1923	H	14	7	W
1924	A	6	34	L
1925	H	17	0	W
1947	A	0	31	L
1948	H	13	44	L
1973	N	40	*6	W
2000	A	27	24	W OT
2001	H	27	10	W
<b>Totals</b>		<b>201</b>	<b>238</b>	

\*1973 Orange Bowl

**Oklahoma (NU trails 38-47-3)**

1912	H	13	9	W
1919	N	7	*7	T
1921	H	44	0	W
1922	A	39	7	W
1923	H	24	0	W
1924	A	7	14	L
1925	H	12	0	W
1928	A	44	6	W
1929	H	13	13	T
1930	A	7	20	L
1931	H	13	0	W
1932	A	5	0	W
1933	H	16	7	W
1934	A	6	0	W
1935	H	19	0	W
1936	A	14	0	W
1937	H	0	0	T
1938	A	0	14	L
1939	H	13	7	W
1940	A	13	0	W
1941	H	7	6	W
1942	A	7	0	W
1943	H	7	26	L
1944	N	12	*31	L
1945	H	0	20	L
1946	A	6	27	L
1947	H	13	14	L
1948	A	14	41	L
1949	H	0	48	L
1950	A	35	49	L
1951	H	0	27	L
1952	A	13	34	L
1953	H	7	30	L
1954	A	7	55	L
1955	H	0	41	L
1956	A	6	54	L

1957	H	7	32	L
1958	A	7	40	L
1959	H	25	21	W
1960	A	17	14	W
1961	H	14	21	L
1962	A	6	34	L
1963	H	29	20	W
1964	A	7	17	L
1965	H	21	9	W
1966	A	9	10	L
1967	H	14	21	L
1968	A	0	47	L
1969	A	44	14	W
1970	H	28	21	W
1971	A	35	31	W
1972	H	14	17	L
1973	A	0	27	L
1974	H	14	28	L
1975	A	10	35	L
1976	H	17	20	L
1977	A	7	38	L
1978	H	17	14	W
1979	N	24	#31	L
1979	A	14	17	L
1980	H	17	21	L
1981	A	37	14	W
1982	H	28	24	W
1983	A	28	21	W
1984	H	7	17	L
1985	A	7	27	L
1986	H	17	20	L
1987	H	7	17	L
1988	A	7	3	W
1989	H	42	25	W
1990	A	10	45	L
1991	H	19	14	W
1992	A	33	9	W
1993	H	21	7	W
1994	A	13	3	W
1995	H	37	0	W
1996	A	73	21	W
1997	H	69	7	W
2000	A	14	31	L
2001	H	20	10	W
2004	A	3	30	L
2005	H	24	31	L
2006	N	7	**21	L
2008	A	28	62	L
2009	H	10	3	W
2010	N	20	**23	L
2021	A	16	23	L
2022	H	14	49	L
<b>Totals</b>		<b>1,451</b>	<b>1,764</b>	

\*at Omaha; \*\*Big 12 Championship; # 1979 Orange Bowl

**Oklahoma State (NU leads 37-5-1)**

1960	H	6	7	L
1961	A	6	14	L
1962	H	14	0	W
1963	A	20	16	W
1964	H	27	14	W
1965	A	21	17	W
1966	H	21	6	W
1967	H	9	0	W
1968	A	21	20	W
1969	H	13	3	W
1970	H	65	31	W
1971	A	41	13	W
1972	H	34	0	W
1973	A	17	17	T
1974	H	7	3	W
1975	A	28	20	W
1976	H	14	10	W
1977	A	31	14	W
1978	H	22	14	W
1979	A	36	0	W
1980	H	48	7	W
1981	A	54	7	W
1982	H	48	10	W

1983	A	14	10	W
1984	H	17	3	W
1985	A	34	24	W
1986	H	30	10	W
1987	A	35	0	W
1988	H	63	42	W
1989	A	48	23	W
1990	H	31	3	W
1991	A	49	15	W
1992	H	55	0	W
1993	A	27	13	W
1994	H	32	3	W
1995	A	64	21	W
1998	N	24	*17	W
1999	H	38	14	W
2002	A	21	24	L
2003	H	17	7	W
2006	A	29	41	L
2007	H	14	45	L
2010	A	51	41	W
<b>Totals</b>		<b>1,296</b>	<b>599</b>	

\*at Kansas City

**Oregon State (NU leads 9-2)**

1916	N	17	*7	W
1924	H	14	0	W
1933	H	22	0	W
1935	H	26	20	W
1936	N	32	*14	W
1947	H	6	27	L
1948	N	12	*28	L
1954	H	27	7	W
1959	H	7	6	W
1989	H	35	7	W
1990	H	31	7	W
<b>Totals</b>		<b>229</b>	<b>123</b>	

\*at Portland

**Pacific (NU leads 2-0)**

1994	H	70	21	W
1995	H	49	7	W
<b>Totals</b>		<b>119</b>	<b>28</b>	

\*discontinued program in 1995

**Pittsburgh (NU trails 6-15-3)**

1921	A	10	0	W
1927	A	13	21	L
1928	H	0	0	T
1929	H	7	12	L
1930	H	0	0	T
1931	A	0	40	L
1932	H	0	0	T
1933	A	0	6	L
1934	H	6	25	L
1935	A	0	6	L
1936	H	6	19	L
1937	A	7	13	L
1938	H	0	19	L
1939	A	14	13	W
1940	A	9	7	W
1941	H	7	14	L
1942	A	0	6	L
1943*				
1953	A	6	14	L
1954	H	7	21	L
1955	A	7	21	L
1957	A	0	34	L
1958	H	14	6	W
2004	A	24	17	W
2005	H	7	6	W
<b>Totals</b>		<b>144</b>	<b>320</b>	

\*Game canceled

**Rice (NU leads 1-0)**

2001	H	48	3	W
------	---	----	---	---

**San Jose State (NU leads 2-0)**

2000	H	49	13	W
2008	H	35	12	W
<b>Totals</b>		<b>84</b>	<b>25</b>	

**South Alabama (NU leads 2-0)**

2015	H	48	9	W
2019	H	35	21	W
<b>Totals</b>		<b>83</b>	<b>30</b>	

**South Carolina (NU leads 3-1)**

1964	H	28	6	W
1986	A	27	24	W
1987	H	30	21	W
2011	N	13	*30	L
<b>Totals</b>		<b>98</b>	<b>81</b>	

\*2012 Capital One Bowl

**Southern Methodist (NU leads 1-0-1)**

1929	H	0	0	T
1932	A	21	14	W
<b>Totals</b>		<b>21</b>	<b>14</b>	

**Southern Miss (NU leads 5-1)**

1999	H	20	13	W
2003	A	38	14	W
2004	H	17	21	L
2012	H	49	20	W
2013	H	56	13	W
2015	H	36	28	W
<b>Totals</b>		<b>216</b>	<b>109</b>	

**Stanford (NU trails 0-1)**

1941	N	13	*21	L
------	---	----	-----	---

\*1941 Rose Bowl

**Syracuse (NU trails 5-7)**

1917	H	9	10	L
1919	H	3	0	W
1922	A	6	9	L
1923	H	0	7	L
1927	H	21	0	W
1928	H	7	6	W
1929	A	13	6	W
1957	H	9	26	L
1958	A	0	38	L
1961	H	6	28	L
1983	H	63	7	W
1984	A	9	17	L
<b>Totals</b>		<b>146</b>	<b>154</b>	

**TCU (NU leads 6-1)**

1951	H	7	28	L
1965	H	34	14	W
1966	H	14	10	W
1967	A	29	0	W
1975	H	56	14	W
1976	H	64	10	W
2001	H	21	7	W
<b>Totals</b>		<b>225</b>	<b>83</b>	

**Tennessee (NU leads 2-1)**

1997	N	42	*17	W
1999	N	31	**21	W
2016	N	24	***38	L
<b>Totals</b>		<b>97</b>	<b>76</b>	

\*1998 Orange Bowl; \*\*2000 Fiesta Bowl

\*\*\*2016 Music City Bowl

**Texas (NU trails 4-10)**

1933	H	26	0	W
1959	H	0	20	L
1960	A	14	13	W
1974	N	19	*3	W
1996	N	27	**37	L

1998	H	16	20	L
1999	A	20	24	L
1999	N	22	**6	W
2002	H	24	27	L
2003	A	7	31	L
2006	H	20	22	L
2007	A	25	28	L
2009	N	12	**13	L
2010	H	13	20	L

**Totals 245 264**

\*1974 Cotton Bowl; \*\*Big 12 Championship

#### Texas A&M (NU leads 10-4)

1930	H	13	0	W
1955	H	0	27	L
1969	H	14	0	W
1971	H	34	7	W
1972	H	37	7	W
1988	N	23	*14	W
1997	N	54	**15	W
1998	A	21	28	L
1999	H	37	0	W
2002	A	38	31	W
2003	H	48	12	W
2006	A	28	27	W
2007	H	14	36	L
2010	A	6	9	L

**Totals 360 220**

\*Kickoff Classic at East Rutherford; \*\*Big 12 Championship

#### Texas Tech (NU leads 7-4)

1976	N	27	*24	W
1993	H	50	27	W
1994	A	42	16	W
1996	A	24	10	W
1997	H	29	0	W
2000	A	56	3	W
2001	H	41	31	W
2004	A	10	70	L
2005	H	31	34	L
2008	A	31	37	L OT
2009	H	10	31	L

**Totals 351 283**

#### Troy (NU leads 4-1)

2001	H	42	14	W
2002	H	31	16	W
2003	H	30	0	W
2006	H	56	0	W
2018	H	19	24	L

**Totals 178 54**

#### UAB (NU leads 1-0)

1998	H	38	7	W
------	---	----	---	---

#### UCF (NU leads 1-0)

1997	H	38	24	W
------	---	----	----	---

#### UNLV (NU leads 1-0)

1988	H	48	6	W
------	---	----	---	---

#### Utah (NU leads 4-0)

1968	H	31	0	W
1980	H	55	9	W
1989	H	42	30	W
1992	H	49	22	W

**Totals 177 61**

#### Utah State (NU leads 8-0)

1966	H	28	7	W
1971	H	42	6	W
1979	H	35	14	W
1987	H	56	12	W
1988	H	63	13	W

1991	H	59	28	W
2002	H	44	13	W
2003	H	31	7	W

**Totals 368 100**

#### UTEP (NU leads 1-0)

2024	H	40	7	W
------	---	----	---	---

#### Virginia Tech (NU trails 1-2)

1996	N	41	*21	W
2008	H	30	35	L
2009	A	15	16	L

**Totals 86 72**

\*1996 Orange Bowl

#### Wake Forest (NU leads 3-0)

1970	H	36	12	W
2005	H	31	3	W
2007	H	20	17	W

**Totals 87 32**

#### Washington State (NU trails 1-3)

1920	H	20	21	L
1957	H	12	35	L
1977	H	10	19	L
1995	H	35	21	W

**Totals 77 96**

#### Western Kentucky (NU leads 1-0)

2010	H	49	10	W
------	---	----	----	---

#### Western Michigan (NU leads 1-0)

2008	H	47	24	W
------	---	----	----	---

#### West Virginia (NU leads 1-0)

1994	N	31	*0	W
------	---	----	----	---

\*Kickoff Classic at East Rutherford, N.J.

#### Wyoming (NU leads 8-0)

1934	H	50	0	W
1968	H	13	10	W
1983	H	56	20	W
1984	H	42	7	W
1994	H	42	32	W
2011	A	38	14	W
2013	H	37	34	W
2016	H	52	17	W

**Totals 330 134**

**Note:** Year listed for bowl game indicates regular season it followed.

**Football Championship Subdivision Opponents****Bethune-Cookman (NU leads 1-0)**

2018	H	45	9	W
------	---	----	---	---

**Chattanooga (NU leads 1-0)**

2011	H	40	7	W
------	---	----	---	---

**Colgate (NU leads 1-0)**

1924	H	33	7	W
------	---	----	---	---

**Fordham (NU leads 1-0)**

2021	H	52	7	W
------	---	----	---	---

**Idaho (NU leads 1-0)**

2010	H	38	17	W
------	---	----	----	---

**Idaho State (NU leads 1-0)**

2012	H	73	7	W
------	---	----	---	---

**Maine (NU leads 1-0)**

2005	H	25	7	W
------	---	----	---	---

**McNeese State (NU leads 2-0)**

2002	H	38	14	W
------	---	----	----	---

2014	H	31	24	W
------	---	----	----	---

<b>Totals</b>		69	38	
---------------	--	----	----	--

**Montana State (NU leads 2-0)**

1928	H	26	6	W
------	---	----	---	---

1930	H	53	7	W
------	---	----	---	---

<b>Totals</b>		79	13	
---------------	--	----	----	--

**Nicholls State (NU leads 1-0)**

2006	H	56	7	W
------	---	----	---	---

**North Dakota (NU leads 2-0)**

1961	H	33	0	W
------	---	----	---	---

2022	H	38	17	W
------	---	----	----	---

<b>Totals</b>		71	17	
---------------	--	----	----	--

**Norther Iowa (NU leads 1-0)**

2024	H	34	3	W
------	---	----	---	---

<b>Totals</b>		34	3	
---------------	--	----	---	--

**South Dakota (NU leads 14-1-2)**

1899	A	5	6	L
------	---	---	---	---

1903	H	23	0	W
------	---	----	---	---

1905	H	42	6	W
------	---	----	---	---

1906	H	4	0	W
------	---	---	---	---

1907	H	39	0	W
------	---	----	---	---

1909	H	6	6	T
------	---	---	---	---

1910	H	12	9	W
------	---	----	---	---

1914	H	0	0	T
------	---	---	---	---

1920	H	20	0	W
------	---	----	---	---

1922	H	66	0	W
------	---	----	---	---

1931	H	44	6	W
------	---	----	---	---

1945	H	53	0	W
------	---	----	---	---

1949	H	33	6	W
------	---	----	---	---

1952	H	46	0	W
------	---	----	---	---

1956	H	34	6	W
------	---	----	---	---

1962	H	53	0	W
------	---	----	---	---

1964	H	56	0	W
------	---	----	---	---

<b>Totals</b>		536	45	
---------------	--	-----	----	--

**South Dakota State (NU leads 3-0)**

1963	H	58	7	W
------	---	----	---	---

2010	H	17	3	W
------	---	----	---	---

2013	H	59	20	W
------	---	----	----	---

<b>Totals</b>		134	30	
---------------	--	-----	----	--

**Western Illinois (NU leads 1-0)**

2004	H	56	17	W
------	---	----	----	---

**Non-Division I Opponents\***

Team	W	L	T	Last Meeting
Adrian	1	0	0	1912
Baker	0	0	1	1893
Bellevue	3	0	0	1912
Butte (Montana)	0	2	0	1896
Camp Dodge	0	1	0	1918
Carlisle Indians	0	1	0	1908
Chicago	1	1	0	1935
Creighton	3	0	0	1904
Denver A. C.	3	1	0	1898
Denver U.	4	0	0	1910
Doane	16	2	0	1912
Drake	6	2	0	1926
Grinnell	7	2	0	1927
Grand Island	3	0	0	1905
Haskell	7	2	0	1921
Hastings	2	0	0	1906
Iowa Pre-flight	0	1	0	1942
Kansas City Medics	1	2	2	1900
Kirksville Osteopaths	1	0	0	1901
Knox	5	0	0	1909
Morningside	1	0	0	1914
Nebraska-Kearney	1	0	0	1911
Nebraska Wesleyan	8	0	0	1921
New York U.	2	0	0	1927
Omaha Balloon	1	0	0	1918
Omaha Univ. Club	1	0	0	1895
Omaha YMCA	3	0	0	1894
Ottawa	1	0	0	1894
Peru State	3	0	0	1910
Saint Louis	0	1	0	1907
Sioux City A. C.	1	0	0	1895
Tarkio	3	0	0	1900
Wabash	1	0	0	1920
Washburn	4	0	0	1915
Washington (Mo.)	1	2	0	1926
William Jewell	1	0	0	1898

\*Teams that no longer sponsor football, have not faced the Huskers in the modern era or were Division II or below in 2023.

**Nebraska Homecoming Games (87-23-4)**

<b>Year</b>	<b>Opponent</b>	<b>Result</b>
1911	Michigan	T, 6-6
1912	Kansas	W, 14-3
1913	Minnesota	W, 7-0
1914	Kansas	W, 35-0
1915	Iowa	W, 52-7
1916	Kansas	L, 3-7
1917	Missouri	W, 52-0
1918	Kansas	W, 20-0
1919	Kansas	W, 19-7
1920	Notre Dame	L, 7-16
1921	Kansas	W, 28-0
1922	Missouri	W, 48-0
1923	Kansas	T, 0-0
1924	Colgate	W, 35-7
1925	Kansas	W, 14-0
1926	Kansas State	W, 3-0
1927	Kansas	W, 47-13
1928	Missouri	W, 24-0
1929	Kansas	W, 12-6
1930	Missouri	T, 0-0
1931	Kansas	W, 6-0
1932	Kansas State	W, 6-0
1933	Kansas	W, 12-0
1934	Missouri	W, 13-6
1935	Kansas	W, 19-13
1936	Missouri	W, 20-0
1937	Kansas	T, 13-13
1938	Missouri	L, 10-13
1939	Kansas	W, 7-0
1940	Missouri	W, 20-7
1941	Indiana	L, 13-21
1942	Indiana	L, 0-12
1943	Kansas	W, 7-6
1944	Missouri	W, 24-20
1945	Kansas	W, 27-13
1946	Missouri	L, 20-21
1947	Kansas	L, 7-13
1948	UCLA	L, 15-27
1949	Kansas	L, 13-27
1950	Missouri	W, 40-34
1951	Kansas	L, 7-27
1952	Minnesota	L, 7-13
1953	Colorado	L, 10-14
1954	Pittsburgh	L, 7-21
1955	Colorado	W, 37-20
1956	Missouri	W, 15-14
1957	Kansas	L, 12-14
1958	Missouri	L, 0-31
1959	Oklahoma	W, 25-21
1960	Missouri	L, 0-28
1961	Kansas	L, 6-28
1962	Missouri	L, 7-16
1963	Colorado	W, 41-6
1964	Kansas State	W, 47-0
1965	Colorado	W, 38-13
1966	Kansas State	W, 21-10
1967	Oklahoma State	W, 9-0
1968	Kansas State	L, 0-12
1969	Iowa State	W, 17-3
1970	Kansas State	W, 51-13
1971	Kansas	W, 55-0
1972	Oklahoma State	W, 34-0
1973	Kansas	W, 10-9
1974	Oklahoma State	W, 7-3
1975	Kansas	W, 16-0
1976	Kansas State	W, 51-0
1977	Colorado	W, 33-15
1978	Kansas State	W, 48-14
1979	Kansas	W, 42-0
1980	Oklahoma State	W, 48-7
1981	Kansas	W, 31-15
1982	Kansas State	W, 42-13
1983	Colorado	W, 69-19

1984	Oklahoma State	W, 17-3
1985	Colorado	W, 17-7
1986	Oklahoma State	W, 30-10
1987	Kansas State	W, 56-3
1988	Oklahoma State	W, 63-42
1989	Iowa State	W, 49-17
1990	Missouri	W, 69-21
1991	Kansas State	W, 38-31
1992	Colorado	W, 52-7
1993	Kansas State	W, 45-28
1994	Colorado	W, 24-7
1995	Kansas State	W, 49-25
1996	Baylor	W, 49-0
1997	Texas Tech	W, 29-0
1998	Kansas	W, 41-0
1999	Iowa State	W, 49-14
2000	Kansas	W, 56-17
2001	Texas Tech	W, 41-31
2002	Kansas	W, 45-7
2003	Texas A&M	W, 48-12
2004	Missouri	W, 24-3
2005	Texas Tech	L, 31-34
2006	Missouri	W, 34-20
2007	Oklahoma St.	L, 14-45
2008	Missouri	L, 17-52
2009	La.-Lafayette	W, 55-0
2010	South Dakota St.	W, 17-3
2011	Ohio State	W, 34-27
2012	Wisconsin	W, 30-27
2013	Illinois	W, 39-19
2014	Illinois	W, 45-14
2015	Southern Miss	W, 36-28
2016	Illinois	W, 31-16
2017	Rutgers	W, 27-17
2018	Purdue	L, 28-42
2019	Northwestern	W, 13-10
2020	Penn State	W, 30-23
2021	Northwestern	W, 56-7
2022	Indiana	W, 35-21
2023	Purdue	W, 31-14
2024	Rutgers	W, 14-7

**1970 National Champions (11-0-1)****Head Coach:** Bob Devaney**Captains:** Dan Schneiss and Jerry Murtaugh

<b>Date</b>	<b>Opponent</b>	<b>Result</b>
Sept. 12	Wake Forest	W, 36-12
Sept. 19	at USC	T, 21-21
Sept. 26	Army	W, 28-0
Oct. 3	at Minnesota	W, 35-10
Oct. 10	Missouri	W, 21-7
Oct. 17	at Kansas	W, 41-20
Oct. 24	Oklahoma State	W, 65-31
Oct. 31	at Colorado	W, 29-13
Nov. 7	at Iowa State	W, 54-29
Nov. 14	Kansas State	W, 51-13
Nov. 21	Oklahoma	W, 28-21
	<b>Orange Bowl</b>	
Jan. 1	Louisiana State	W, 17-12

**1995 National Champions (12-0)****Head Coach:** Tom Osborne**Captains:** Phil Ellis, Mark Gilman, Aaron Graham, Christian Peter and Tony Veland

<b>Date</b>	<b>Opponent</b>	<b>Result</b>
Aug. 31	at Oklahoma State	W, 64-21
Sept. 9	at Michigan State	W, 50-10
Sept. 16	Arizona State	W, 77-28
Sept. 23	Pacific	W, 49-7
Sept. 30	Washington State	W, 35-21
Oct. 14	Missouri	W, 57-0
Oct. 21	Kansas State	W, 49-25
Oct. 28	at Colorado	W, 44-21
Nov. 4	Iowa State	W, 73-14
Nov. 11	at Kansas	W, 41-3
Nov. 24	Oklahoma	W, 37-0
	<b>Fiesta Bowl</b>	
Jan. 2	Florida	W, 62-24

**1971 National Champions (13-0)****Head Coach:** Bob Devaney**Captains:** Jerry Tagge and Jim Anderson

<b>Date</b>	<b>Opponent</b>	<b>Result</b>
Sept. 11	Oregon	W, 34-7
Sept. 18	Minnesota	W, 35-7
Sept. 25	Texas A&M	W, 34-7
Oct. 2	Utah State	W, 42-6
Oct. 9	at Missouri	W, 36-0
Oct. 16	Kansas	W, 55-0
Oct. 23	at Oklahoma State	W, 41-13
Oct. 30	Colorado	W, 31-7
Nov. 6	Iowa State	W, 37-0
Nov. 13	at Kansas State	W, 44-17
Nov. 25	at Oklahoma	W, 35-31
Dec. 4	at Hawaii	W, 45-3
	<b>Orange Bowl</b>	
Jan. 1	Alabama	W, 38-6

**1997 National Champions (13-0)****Head Coach:** Tom Osborne**Captains:** Vershan Jackson, Jason Peter, Aaron Taylor and Grant Wistrom

<b>Date</b>	<b>Opponent</b>	<b>Result</b>
Aug. 30	Akron	W, 59-14
Sept. 13	Central Florida	W, 38-24
Sept. 20	at Washington	W, 27-14
Oct. 4	Kansas State	W, 56-26
Oct. 11	Baylor	W, 49-21
Oct. 18	Texas Tech	W, 29-0
Oct. 25	at Kansas	W, 35-0
Nov. 1	Oklahoma	W, 69-7
Nov. 8	at Missouri	W, 45-38 (OT)
Nov. 15	Iowa State	W, 77-14
Nov. 28	at Colorado	W, 27-24
	<b>Big 12 Championship</b>	
Dec. 6	Texas A&M	W, 54-15
	<b>Orange Bowl</b>	
Jan. 2	Tennessee	W, 42-17

**1994 National Champions (13-0)****Head Coach:** Tom Osborne**Captains:** Terry Conneally, Ed Stewart, Zach Wiegert, and Rob Zatechka

<b>Date</b>	<b>Opponent</b>	<b>Result</b>
Aug. 28	West Virginia	W, 31-0
Sept. 8	at Texas Tech	W, 42-16
Sept. 17	UCLA	W, 49-21
Sept. 24	Pacific	W, 70-21
Oct. 1	Wyoming	W, 42-32
Oct. 8	Oklahoma State	W, 32-3
Oct. 15	at Kansas State	W, 17-6
Oct. 22	at Missouri	W, 42-7
Oct. 29	Colorado	W, 24-7
Nov. 5	Kansas	W, 45-17
Nov. 12	at Iowa State	W, 28-12
Nov. 25	at Oklahoma	W, 13-3
	<b>Orange Bowl</b>	
Jan. 1	Miami	W, 24-17

## 1941 ROSE BOWL

### STANFORD - 21

### NEBRASKA - 13



Score by Quarters	1	2	3	4	Final
Stanford	7	7	7	0	21
Nebraska	7	6	0	0	13

Statistics	Nebraska	Stanford
First Downs	9	15
Rush Yards	58	202
Pass Yards	85	68
Total Yards	143	270

**Pasadena, Calif., Jan. 1, 1941** - Nebraska was only the third Big Six team to play in a postseason bowl game, but the Cornhuskers made their first bowl trip a memorable one with an invitation to the granddaddy of them all — The Rose Bowl.

Under the warm California sun in Pasadena, Coach Biff Jones' Cornhuskers led Clark Shaughnessy's Stanford Indians twice in the first half, but fell victim to the innovative T-formation, 21-13. The Huskers took a 7-0 lead just six plays after the kickoff when fullback Vike Francis plunged over from the two. Stanford tied the count four plays later when Hugh Gallarneau bolted over from nine yards out.

In the second quarter, the Huskers took the lead again on a 33-yard Herm Rohrig-to-Allen Zikmund pass, but the Indians came back on Frankie Albert's 41-yard TD pass to Gallarneau for a 14-13 halftime lead. A 39-yard TD punt return by Pete Kmetovic iced the game for the Indians in the third quarter. The 92,000 fans on hand made up the largest crowd ever to see Nebraska play until the 2002 Rose Bowl (93,781).

## 1955 ORANGE BOWL

### DUKE - 34

### NEBRASKA - 7



Score by Quarters	1	2	3	4	Final
Duke	0	14	6	14	34
Nebraska	0	0	7	0	7

Statistics	Nebraska	Duke
First Downs	9	23
Rush Yards	84	288
Pass Yards	26	82
Total Yards	110	370

**Miami, Fla., Jan. 1, 1955** - If Nebraska's first bowl bid was a memorable one, its second was one to forget. The 1954 Cornhuskers finished second behind Oklahoma in the Big Seven race and went to Miami under the no-repeat rule.

Making their first bowl appearance in 14 years, Bill Glassford's Cornhuskers trailed Duke's Blue Devils at the half, 14-0, but pulled within 14-7 early in the third quarter after a minus two-yard Duke punt. Halfback Don Comstock scored from the three to cap a 35-yard drive. After that, it was all Duke. Coach Bill Murray's Blue Devils rolled 65 yards to score on their next possession and added two more tallies in the fourth quarter to ice the game, 34-7.

## 1962 GOTHAM BOWL

### NEBRASKA - 36

### MIAMI - 34



Score by Quarters	1	2	3	4	Final
Miami	6	14	7	7	34
Nebraska	6	14	8	8	36

Statistics	Nebraska	Miami
First Downs	12	34
Rush Yards	150	181
Pass Yards	146	321
Total Yards	296	502

**New York, N.Y., Dec. 15, 1962** - Playing under Coach Bob Devaney, Nebraska won its first bowl game in three tries, upsetting Miami and George Mira, 36-34, in the second and last of New York's now-defunct Gotham Bowl. Playing in Yankee Stadium before only 6,166 fans in freezing weather, the Huskers and Hurricanes put on one of the greatest bowl shows ever, trading scores in every quarter.

Willie Ross' one-yard plunge and Bill "Thunder" Thornton's subsequent two-point conversion run gave the Huskers a 36-27 lead just minutes into the fourth quarter. Mira, who passed for 321 yards, led a valiant comeback attempt but was thwarted by a last-minute interception by Husker guard Bob Brown.

## 1964 ORANGE BOWL

### NEBRASKA - 13

### AUBURN - 7



Score by Quarters	1	2	3	4	Final
Auburn	0	0	7	0	7
Nebraska	10	3	0	0	13

Statistics	Nebraska	Auburn
First Downs	11	17
Rush Yards	204	126
Pass Yards	30	157
Total Yards	234	283

**Miami, Fla., Jan. 1, 1964** - Nebraska made its second Orange Bowl trip a happier one than the first with a 13-7 win over Auburn in the 1964 Miami classic. The Huskers evened their bowl record with the win and handed Bob Devaney his second bowl win in as many tries.

Husker quarterback Dennis Claridge broke the game open before most of the 72,647 fans had settled in their seats. On the Huskers' second play from scrimmage, Claridge bolted 68 yards down the sideline to put NU ahead 7-0. At the time, it was the longest TD run in Orange Bowl history. Moments later, Dave Theisen broke another Orange Bowl record with a 31-yard field goal. The record lasted until the second quarter when Theisen booted a 36-yarder to give NU a 13-0 halftime lead.

Auburn quarterback Jimmy Sidle almost brought the Tigers back, but Husker linebacker John Kirby batted a fourth-and-four pass away at the goal line with less than three minutes to go to preserve the win for Nebraska.

## 1965 COTTON BOWL

### ARKANSAS - 10

### NEBRASKA - 7



Score by Quarters	1	2	3	4	Final
Arkansas	3	0	0	7	10
Nebraska	0	7	0	0	7

Statistics	Nebraska	Arkansas
First Downs	11	11
Rush Yards	100	45
Pass Yards	68	131
Total Yards	168	176

Dallas, Texas, Jan. 1, 1965 - Coach Frank Broyles' Arkansas Razorbacks mounted an 80-yard fourth quarter drive against a previously impregnable Nebraska defense to down the Huskers, 10-7, in NU's first Dallas appearance. With the win, the Razorbacks completed an undefeated 11-0 season, and were recognized as the national champions by the Football Writers Association of America.

Arkansas opened the scoring on a 31-yard Tom McNelly field goal in the first quarter. Sophomore Harry Wilson then capped a 69-yard Husker march in the second quarter with a one-yard plunge to give Nebraska a 7-3 halftime lead. The Huskers held that lead until Bobby Burnett finished the Arkansas drive with a three-yard TD run with 4:41 left in the game. In the fierce defensive struggle, first downs were even at 11, and the Razorbacks held a slim edge in total offense, 176-168.

Dallas Cowboys owner Jerry Jones as well as former Super Bowl and National Championship coach Jimmy Johnson were both members of the 1964 Arkansas squad.

## 1966 ORANGE BOWL

### ALABAMA - 39

### NEBRASKA - 28



Score by Quarters	1	2	3	4	Final
Alabama	7	17	8	7	39
Nebraska	0	7	6	15	28

Statistics	Nebraska	Alabama
First Downs	17	29
Rush Yards	145	222
Pass Yards	232	296
Total Yards	377	518

Miami, Fla., Jan. 1, 1966 - With the national championship riding on the outcome, Coach Bob Devaney's Huskers took on Alabama's Crimson Tide for the first time. Nebraska went into the game 10-0 and ranked third, while Alabama was 8-1-1 and fourth. Earlier in the day, top-ranked Michigan State lost to UCLA in the Rose Bowl and LSU knocked off No. 2 Arkansas in the Cotton Bowl to set up a national title game in the Orange Bowl.

Playing in Nebraska's first night bowl game, 'Bama won the title 39-28. The Tide led 24-7 at the half and the game was never in serious doubt, but led by the passing of Bob Churchich, the Huskers fought back and made the final score respectable.

## 1967 SUGAR BOWL

### ALABAMA - 34

### NEBRASKA - 7



Score by Quarters	1	2	3	4	Final
Alabama	17	7	3	7	34
Nebraska	0	0	0	7	7

Statistics	Nebraska	Alabama
First Downs	16	19
Rush Yards	84	157
Pass Yards	213	279
Total Yards	297	436

New Orleans, La., Jan. 2, 1967 - Never one to duck a challenge, Coach Bob Devaney and his Huskers accepted a bid for a rematch with Alabama and Bear Bryant in the Sugar Bowl. It turned out to be a little too much of a challenge as No. 3 'Bama handed the No. 6 Huskers a 34-7 thumping.

The Tide rolled up a 17-0 first-quarter advantage and led at halftime, 24-0, behind the passing of Kenny Stabler. Sophomore fullback Dick Davis prevented a complete whitewashing with a 15-yard TD catch of a Bob Churchich pass on the first play of the fourth quarter for NU's only score. Churchich sparked again against the Tide, completing 21-of-34 passes for 201 yards. With the defeat, the Huskers became just the second team in NCAA history, behind Alabama, to hold the dubious distinction of having lost in each of the four major bowls.

## 1969 SUN BOWL

### NEBRASKA - 45

### GEORGIA - 6



Score by Quarters	1	2	3	4	Final
Georgia	0	0	0	6	6
Nebraska	18	0	14	13	45

Statistics	Nebraska	Georgia
First Downs	17	11
Rush Yards	190	55
Pass Yards	165	130
Total Yards	355	185

El Paso, Texas, Dec. 20, 1969 - Golden-toed Paul Rogers booted a Sun Bowl-record four field goals — all in the first quarter — and Coach Bob Devaney's Huskers romped to a 45-6 win over Georgia in the 35th edition of El Paso's Sun Bowl.

Rogers booted FGs of 50, 32, 42 and 37 yards, and sophomore I-back Jeff Kinney added a TD run of 11 yards that gave Nebraska an 18-0 lead at the end of the first quarter, and the Huskers were never threatened. For his record-setting effort, Rogers was named the game's outstanding offensive player. The Big Eight co-champion Cornhuskers rolled up a 355-185 total offense advantage over the outmanned Bulldogs. Dan Schneiss led the Husker rushers with 63 yards, and Van Brownson completed 11-of-18 passes for 109 yards.

After two years away from the bowl scene, Nebraska started an NCAA record run of 35 consecutive bowl appearances for the Huskers (1969-2003) in the Sun Bowl.

## 1971 ORANGE BOWL

### NEBRASKA - 17

### LSU - 12



Score by Quarters	1	2	3	4	Final
LSU	0	3	9	0	12
Nebraska	10	0	0	7	17

Statistics	Nebraska	LSU
First Downs	18	20
Rush Yards	132	51
Pass Yards	161	227
Total Yards	293	278

**Miami, Fla., Jan. 1, 1971** - Playing under the lights in Miami's Orange Bowl for the first time in five years, Coach Bob Devaney's Nebraska Cornhuskers won the first of two straight national titles by virtue of a 17-12 win over LSU and some fortunate circumstances.

Earlier in the day, top-ranked Texas was upset by Notre Dame, 24-11, in the Cotton Bowl, and No. 2 Ohio State was shocked by Stanford, 27-17, in the Rose Bowl. That left the door to the title wide open for No. 3 Nebraska. The Huskers responded by building a 10-0 first-quarter lead on a 25-yard field goal by Paul Rogers and a three-yard TD run by Joe Orduna. But a pair of Mark Lumpkin FGs and a 31-yard Buddy Lee-to-Al Coffee TD pass on the last play of the third quarter gave the aroused Tigers a 12-10 lead.

Nebraska showed its grit by driving 67 yards. Quarterback Jerry Tagge stretched the ball over from the one-yard line with 8:50 left, and the Huskers clinched their first national title.

## 1972 ORANGE BOWL

### NEBRASKA - 38

### ALABAMA - 6



Score by Quarters	1	2	3	4	Final
Alabama	0	0	6	0	6
Nebraska	14	14	3	7	38

Statistics	Nebraska	Alabama
First Downs	15	16
Rush Yards	183	241
Pass Yards	159	47
Total Yards	342	288

**Miami, Fla., Jan. 1, 1972** - It was supposed to be another "Game of the Century," rivaling Nebraska's 35-31 win over Oklahoma a few weeks earlier. The 12-0 Huskers were No. 1, the 11-0 Alabama Crimson Tide were No. 2, but the Orange Bowl had a dream game for a little less than a quarter.

The Huskers struck early on a two-yard TD run by Jeff Kinney before Johnny Rodgers broke the Tide's back with a 77-yard punt return for a touchdown on the last play of the first quarter. The Huskers added two more scores in the second stanza, and by halftime the Huskers left no doubt about who was No. 1, as Nebraska led 28-0. The Huskers continued to dominate and rolled to a 38-6 win, giving Nebraska a second straight national title and Coach Bob Devaney a satisfying first win in three tries over Alabama Coach Bear Bryant.

## 1973 ORANGE BOWL

### NEBRASKA - 40

### NOTRE DAME - 6



Score by Quarters	1	2	3	4	Final
Notre Dame	0	0	0	6	6
Nebraska	7	13	20	0	40

Statistics	Nebraska	Notre Dame
First Downs	30	13
Rush Yards	300	104
Pass Yards	260	103
Total Yards	560	207

**Miami, Fla., Jan. 1, 1973** - Heisman Trophy winner Johnny Rodgers went wild, scoring four touchdowns and passing for another, as the Cornhuskers became the first team to win three straight Orange Bowls, romping over Notre Dame, 40-6. In his last game as a Cornhusker, Rodgers was moved to I-back from his usual wingback position, and on the game's first play he took a pitchout for a 13-yard gain. It was a sign of things to come.

"Johnny R" capped his career by scoring on runs of eight, four and five yards and caught the Irish defense by surprise with a 52-yard TD pass to Frosty Anderson in the second quarter. Rodgers scored the last of his 50 career TDs (including bowls) when he caught a sideline pass from Dave Humm in the third quarter and scampered 50 yards to paydirt.

The contest marked the final appearance of Head Coach Bob Devaney on the Husker sideline, as he retired after the season with a 101-20-2 record and two national titles in 11 years at Nebraska.

## 1974 COTTON BOWL

### NEBRASKA - 19

### TEXAS - 3



Score by Quarters	1	2	3	4	Final
Texas	3	0	0	0	3
Nebraska	0	3	13	3	19

Statistics	Nebraska	Texas
First Downs	21	11
Rush Yards	240	106
Pass Yards	91	90
Total Yards	331	196

**Dallas, Texas, Jan. 1, 1974** - Tom Osborne's Nebraska Cornhuskers broke open a tight contest in the third quarter with a pair of game-breaking plays to chalk up a 19-3 win over the Texas Longhorns. The chilled crowd of 67,500 saw the Big Eight's runner-up and the Southwest Conference champion battle to a 3-3 tie at halftime, thanks to a brilliant Longhorn goal-line stand just before the gun.

But the Huskers were not to be denied and midway through the third quarter, safety Bob Thornton returned a Texas field goal try 41 yards to set up the clinching touchdown. Ritch Bahe got the final 12 yards on a reverse to make it 10-3. Four plays later, John Bell recovered a Texas fumble at the Longhorn 19, and Tony Davis ripped in from the three to make it 16-3. Rich Sanger kicked a 43-yard field goal with 8:09 left to complete the scoring.

Texas had scored first on a 22-yard field goal by Bill Schott in the wake of a Husker fumble, but early in the second quarter, defensive end Steve Mansted picked up a Roosevelt Leaks fumble in mid-air and raced 65 yards to the eight. But a stiff Longhorn defense forced a 24-yard field goal by Sanger.

## 1974 SUGAR BOWL

### NEBRASKA - 13

### FLORIDA - 10



Score by Quarters	1	2	3	4	Final
Nebraska	0	0	0	13	13
Florida	7	3	0	0	10

Statistics	Nebraska	Florida
First Downs	18	13
Rush Yards	304	178
Pass Yards	16	97
Total Yards	320	275

New Orleans, La., Dec. 31, 1974 - Down 10-0 at the beginning of the fourth quarter, Coach Tom Osborne's Huskers rallied for 13 unanswered points to defeat 18th-ranked Florida for Osborne's second-consecutive bowl win to open his career.

The Gators drew first blood on a Tony Green touchdown run, and scored again on a first-half field goal. Nebraska quarterback Monte Anthony scored to open the fourth quarter and cap an 18-play, 99-yard touchdown drive. Anthony converted a critical 4th and 2 from the 49-yard line on the following drive, which ended in a Husker field goal. After NU's defense stood strong, the Huskers got the ball back at their own 25-yard line with four minutes remaining. Anthony regained NU on a drive, and Mark Coyle kicked what proved to be a game-winning 36-yard field goal.

Husker fullback Tony Davis was named the game's MVP, as he ran for 126 yards on 17 carries, while Anthony gained 64 yards on 15 carries.

## 1975 FIESTA BOWL

### ARIZONA STATE - 17

### NEBRASKA - 14



Score by Quarters	1	2	3	4	Final
Nebraska	0	7	7	0	14
Arizona State	3	3	0	11	17

Statistics	Nebraska	Arizona State
First Downs	20	20
Rush Yards	198	162
Pass Yards	90	173
Total Yards	308	335

Tempe, Ariz., Dec. 26, 1975 - Competing in the Fiesta Bowl for the first time, Nebraska held a late lead, but 11 unanswered points by Arizona State proved costly as NU fell to the WAC champions 17-14. With the win, Arizona State completed a 12-0 season and finished the year ranked second in the nation.

After an early ASU field goal, Monte Anthony got Nebraska on the board with a second-quarter touchdown run. The Huskers took a 7-6 lead into the locker room at halftime, before Anthony added another touchdown run to give NU a 14-6 lead. The Sun Devils rallied in the fourth quarter, as offensive MVP John Jefferson caught a touchdown pass, and ASU converted the subsequent two-point try. The Huskers were stuffed on their next offensive possession, and Danny Kush put the Sun Devils ahead for good on a 29-yard field goal with 4:50 remaining.

## 1976 ASTRO-BLUEBONNET BOWL

### NEBRASKA - 27

### TEXAS TECH - 24



Score by Quarters	1	2	3	4	Final
Nebraska	7	7	13	0	27
Texas Tech	3	14	7	0	24

Statistics	Nebraska	Texas Tech
First Downs	21	24
Rush Yards	164	191
Pass Yards	232	193
Total Yards	396	384

Houston, Texas, Dec. 31, 1976 - Nebraska rallied to overcome a pair of 10-point deficits as the Huskers defeated Texas Tech, 27-24, in one of the most exciting bowl games of the year.

With Texas Tech ahead 17-7 and time running out in the second quarter, quarterback Vince Ferragamo moved the Cornhuskers 80 yards in less than two minutes to score on a 22-yard touchdown pass to Mark Dufresne. But Texas Tech running back Billy Taylor countered early in the third quarter with an 8-yard TD run to open the gap to 24-14.

Once again, the Cornhuskers started to work on the Texas Tech lead. I-back Rick Berns broke around the right end and dashed untouched 18 yards into the end zone to put Nebraska within three. The Huskers took the lead when Ferragamo connected with split end Chuck Malito for a 23-yard touchdown pass. Malito was named the MVP after his touchdown, which proved to be the winning score, was set up by a partially blocked punt by defensive backs Ted Harvey and Kent Smith.

The final score was in doubt until defensive end Reg Gast recovered a Red Raider fumble with 1:34 left in the game. The fumble killed a Tech threat and allowed Nebraska to run out the clock.

## 1977 LIBERTY BOWL

### NEBRASKA - 21

### NORTH CAROLINA - 17



Score by Quarters	1	2	3	4	Final
Nebraska	0	7	0	14	21
North Carolina	0	14	3	0	17

Statistics	Nebraska	North Carolina
First Downs	21	17
Rush Yards	206	169
Pass Yards	161	93
Total Yards	367	262

Memphis, Tenn., Dec. 19, 1977 - Quarterback Randy Garcia came off the bench in the fourth quarter to throw two touchdown passes and rallied Nebraska from a 17-7 fourth-quarter deficit to a 21-17 win over North Carolina in the 19th annual Liberty Bowl.

Garcia, who replaced starter Tom Sorley, first hit wingback Curtis Craig for a sensational diving catch and a 10-yard touchdown with 10:51 left to cut the Husker deficit to 17-14. Garcia then threw a 34-yard scoring pass to Tim Smith with 3:16 left in the game to cap a rally that ended UNC's upset hopes.

The Tar Heels drew first blood early in the second quarter on a 12-yard scoring pass from Matt Kupec to tight end Brooks Williams. After the Huskers tied the game at 7-7 on a 15-yard touchdown run by fullback Dodie Donnell, Kupec threw a 10-yard scoring pass to fullback Bob Loomis late in the half for a 14-7 North Carolina lead at intermission.

Carolina upped its lead to 17-7 late in the third quarter on a 47-yard field goal by Tom Biddle, and the Tar Heels appeared to have the game well in control until Garcia's heroics brought NU back.

## 1979 ORANGE BOWL OKLAHOMA - 31 NEBRASKA - 24



Score by Quarters	1	2	3	4	Final
Nebraska	7	0	3	14	24
Oklahoma	7	7	17	0	31

Statistics	Nebraska	Oklahoma
First Downs	18	20
Rush Yards	132	51
Pass Yards	161	227
Total Yards	293	278

**Miami, Fla., Jan. 1, 1979** - In the first-ever matchup of Big Eight teams in a bowl game, Nebraska just missed duplicating its 17-14 win over Oklahoma several weeks earlier, losing to the Sooners 31-24, in the 45th annual Orange Bowl.

Nebraska got off to a fast start in trying for an unprecedented double-overtime drive, driving 80 yards in 15 plays after the opening kickoff to take a 7-0 lead on Tom Sorley's 21-yard touchdown pass to Tim Smith. But the Huskers watched the revenge-minded Sooners score 24 unanswered points.

Nebraska got back in the game when I-back Rick Berns capped a 78-yard drive with a one-yard touchdown run that reduced the deficit to 31-17. On NU's next possession, the Oklahoma defense stiffened to stop I-back Craig Johnson on a 4th-and-1 at the OU seven yard line with 4:24 to go to seal the win. The Huskers did march 58 yards in 10 plays to score on a two-yard pass from Sorley to Junior Miller on the final play of the game.

## 1980 COTTON BOWL HOUSTON - 17 NEBRASKA - 14



Score by Quarters	1	2	3	4	Final
Nebraska	7	0	0	7	14
Houston	0	7	0	10	17

Statistics	Nebraska	Houston
First Downs	13	18
Rush Yards	136	206
Pass Yards	91	119
Total Yards	227	325

**Dallas, Texas, Jan. 1, 1980** - Houston converted a fourth down for a touchdown pass with just 12 seconds left in the game as the Cougars handed Nebraska a heart-breaking 17-14 loss in the 44th Cotton Bowl Classic.

Nebraska struck first as I-back Jarvis Redwine scored on a nine-yard run late in the first quarter, but Houston came back to tie, 7-7, at halftime on an eight-yard Terry Elston run early in the second period.

After a scoreless third quarter, Southwest Conference champion Houston took its first lead of the game, 10-7, on a 41-yard field goal by Ken Hatfield with 8:25 left in the game. The Huskers made little headway against the Cougar defense in the second half, but took advantage of a Houston fumble to drive 31 yards in six plays to take a 14-10 lead on Jeff Quinn's six-yard touchdown pass with 3:56 left.

The next 3:44 were all Elston, as the junior accounted for all but 11 yards in the Cougars' winning 66-yard drive, completing five of seven passes for 45 yards, including three for crucial first downs and rushing three times for 10 yards.

## 1980 SUN BOWL NEBRASKA - 31 MISSISSIPPI STATE - 17



Score by Quarters	1	2	3	4	Final
Nebraska	7	10	7	7	31
Mississippi State	0	0	3	14	17

Statistics	Nebraska	Mississippi State
First Downs	16	15
Rush Yards	159	93
Pass Yards	159	102
Total Yards	318	195

**El Paso, Texas, Dec. 27, 1980** - A great passing performance by senior Jeff Quinn and a stout defensive effort enabled Nebraska to enjoy a successful return to the Sun Bowl by downing Mississippi State 31-17.

The Huskers drew first blood just 2:30 into the game when, on the first play after MSU's Mardye McDole fumbled a Nebraska punt, split end Todd Brown scored on a 23-yard end-around. NU added 10 points in the second quarter on a 22-yard Kevin Seibel field goal and an eight-yard Quinn to Jeff Finn pass to take a 17-0 lead into the locker room at halftime.

MSU finally scored in the third quarter on a 47-yard field goal and appeared to be gaining momentum before Husker defensive end Jimmy Williams recovered a fumble at the Bulldog 25 to set up a two-yard TD run by Andra Franklin. The Huskers iced the game with a 52-yard Quinn to Tim McCrady pass late in the game. For their efforts, Williams and Quinn were named the outstanding players of the 1980 Sun Bowl.

## 1982 ORANGE BOWL CLEMSON - 22 NEBRASKA - 15



Score by Quarters	1	2	3	4	Final
Nebraska	7	0	0	8	15
Clemson	6	6	10	0	22

Statistics	Nebraska	Clemson
First Downs	13	17
Rush Yards	193	155
Pass Yards	63	134
Total Yards	256	289

**Miami, Fla., Jan. 1, 1982** - The Cornhuskers went into the 1982 Orange Bowl hoping New Year's magic would work wonders for them, and for a while, it looked like it would. Both No. 3 Alabama and No. 2 Georgia fell in their bowl games, leaving it up to the fourth-ranked Huskers and top-ranked Tigers to settle the national title.

The dream of a third national championship in 12 years was not to be for the Huskers, as their own errors and standout performances by Clemson quarterback Homer Jordan and the Tiger defense gave the South Carolina school its first national title and a 12-0 season with a 22-15 victory.

The Tigers scored first on a 41-yard Donald Igwebuike field goal, but Nebraska came back with a bit of razzle-dazzle and took a 7-3 lead midway in the first quarter on a 25-yard TD pass from I-back Mike Rozier to wingback Anthony Steels.

For the next two-and-a-half quarters, it was all Clemson as the opportunistic Tigers took advantage of Husker errors to score 19 unanswered points and led 22-7 after three periods. Early in the fourth quarter, the Huskers came back on a 26-yard TD run and a two-point conversion by Roger Craig, cutting the margin to 22-15, but the Huskers could get no closer.

## 1983 ORANGE BOWL

### NEBRASKA - 21

### LSU - 20



Score by Quarters	1	2	3	4	Final
Nebraska	7	0	7	7	21
LSU	7	7	3	3	20

Statistics	Nebraska	LSU
First Downs	22	12
Rush Yards	219	38
Pass Yards	184	173
Total Yards	403	211

**Miami, Fla., Jan. 1, 1983** - The 1983 Orange Bowl game between Nebraska and Louisiana State started out like the one-sided contest the oddsmakers had predicted. The Husker defense held the Tigers to three yards on three plays after the opening kickoff and forced a punt. Then the NU offense drove 51 yards in six plays to take a 7-0 lead on Mark Schellen's two-yard run with 4:03 gone in the game.

At that point, Murphy's Law went into effect. On the first play after following an interception, Nebraska fumbled the ball away to set up a tying Tiger TD. Following three more first-half turnovers, the Huskers were thankful to be down only 14-7 at halftime.

The second half didn't start out any better as NU missed a field goal and fumbled again to set up a field goal that gave LSU a 17-7 lead. But down 10 points, the Husker offense came alive, driving 80 yards in 12 plays to score on an 11-yard pass from Turner Gill to Mike Rozier, and going 47 yards in seven plays to regain the lead, 21-17, early in the fourth quarter on a one-yard run by Gill.

A dropped pass on a faked field goal prevented another score, and another interception set up an LSU field goal that cut the margin to 21-20. But the Husker offense sealed the win by eating up the final 5:05.

## 1984 ORANGE BOWL

### MIAMI - 31

### NEBRASKA - 30



Score by Quarters	1	2	3	4	Final
Nebraska	0	14	3	13	30
Miami	17	0	14	0	31

Statistics	Nebraska	Miami
First Downs	25	22
Rush Yards	306	130
Pass Yards	172	300
Total Yards	478	430

**Miami, Fla., Jan. 2, 1984** - In one of the most exciting bowl games ever played, fourth-ranked Miami overcame Nebraska rallies from 17- and 14-point deficits and took the national championship away from the Huskers. The game was decided when strong safety Ken Calhoun knocked Turner Gill's two-point PAT pass out of Jeff Smith's hands with 48 seconds left in the game, preserving a 31-30 home-field win in the 50th Orange Bowl.

Behind rifle-armed freshman quarterback Bernie Kosar, the 'Canes jumped to a 17-0 first-quarter lead and never trailed. The Huskers rallied to score two second-quarter touchdowns, then tied the game early in the second half, but Miami scored twice in five minutes in the third period to put NU in a 31-17 hole.

Things looked bleak for Nebraska four plays after Miami's last score when Heisman Trophy winner Mike Rozier left the game for good with a badly bruised ankle. Junior I-back Jeff Smith came in to rush for 99 yards and two touchdowns, the second, a 24-yarder on 4th-and-8, to get the Huskers within 31-30. Coach Tom Osborne eschewed the PAT kick, and a tie that would have assured Nebraska the national title, and decided to go for it all. But, thanks to Calhoun, Gill, Smith and Osborne came up just short.

## 1985 SUGAR BOWL

### NEBRASKA - 28

### LSU - 10



Score by Quarters	1	2	3	4	Final
Nebraska	0	7	7	14	28
LSU	3	7	0	0	10

Statistics	Nebraska	LSU
First Downs	23	21
Rush Yards	280	183
Pass Yards	144	221
Total Yards	423	404

**New Orleans, La., Jan. 1, 1985** - Senior quarterback Craig Sundberg closed out his career in grand style, as he led the Huskers back from a 10-point first-half deficit to a 28-10 win over Louisiana State in the 51st annual Sugar Bowl.

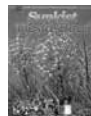
Fired-up LSU scored on two of its first three possessions to grab the early lead, but after a rocky start, the Sundberg-led Nebraska offense roared to life to put 28 unanswered points on the board. Two of the Huskers' four touchdowns were set up by a defense that forced six Tiger turnovers, five of them interceptions, including four off LSU starting quarterback Jeff Wickersham.

Sophomore I-back Doug DuBose helped spark Nebraska with a 102-yard rushing effort, but it was Sundberg who provided most of the punch and was named the game's most valuable player. Starting for the first time since arm trouble knocked him out of the starting lineup at midseason, Sundberg completed 10 of 15 passes for 143 yards, threw for three touchdowns and ran for the go-ahead score himself on a nine-yard sprint 6:46 into the second half. Sundberg's three TD passes tied a Nebraska bowl record. Two of those scoring tosses went to tight end Todd Frain, tying another NU bowl mark.

## 1986 FIESTA BOWL

### MICHIGAN - 27

### NEBRASKA - 23



Score by Quarters	1	2	3	4	Final
Nebraska	0	14	0	9	23
Michigan	3	0	24	0	27

Statistics	Nebraska	Michigan
First Downs	20	16
Rush Yards	304	171
Pass Yards	66	63
Total Yards	370	234

**Tempe, Ariz., Jan. 1, 1986** - After building a 14-3 halftime lead, Nebraska self-destructed in the third quarter and was never able to recover completely in dropping a 27-23 decision to Michigan in the Sunbelt Fiesta Bowl.

The Huskers used a pair of second-quarter touchdowns by I-back Doug DuBose to take the lead, but a fumble on the third play of the second half set up a 21-yard Wolverine touchdown drive that cut the NU margin to 14-10. Nebraska fumbled again on the second play after the ensuing kickoff, setting up a 38-yard touchdown drive that put Michigan up for good, 17-14.

Nebraska's next drive stalled after one first down, and the Wolverines blocked Dan Wingard's punt, recovering at the NU 6. The Nebraska defense held, and a 19-yard Pat Moons field goal made it 20-14, Michigan, after 8:18 of the second half. Later in the period, the Maize and Blue took advantage of two pass interference penalties to score another touchdown to build what proved to be an insurmountable lead.

## 1987 SUGAR BOWL

### NEBRASKA - 30

### LSU - 15



Score by Quarters	1	2	3	4	Final
LSU	7	0	0	8	15
Nebraska	0	10	7	13	30

Statistics	Nebraska	LSU
First Downs	22	10
Rush Yards	242	32
Pass Yards	110	159
Total Yards	352	191

New Orleans, La., Jan. 1, 1987 - Louisiana State had a 66-yard touchdown drive in the first three minutes of the contest and another 66-yard touchdown drive in the last three minutes of the game. In between, Nebraska dominated the Tigers by running off 30 unanswered points to post a 30-15 win in the USF&G Sugar Bowl, the Huskers' 25th bowl appearance.

Between those two Tiger drives, Nebraska gained 334 yards to LSU's 59, and had a first-down advantage of 22-3. The Huskers made a remarkable recovery from a disheartening loss to Oklahoma at the end of the regular season and posted Nebraska's fourth bowl win over LSU in as many tries and the third in five years.

Steve Taylor became the second Nebraska quarterback in three years to win the Miller-Digby Trophy as the Sugar Bowl MVP. He completed 11-of-19 passes for 110 yards and one touchdown and rushed 20 times for 63 yards and another score. Of Taylor's 173 total offensive yards, 90 came in two drives in which the Huskers went from a 7-3 deficit to a 17-7 lead.

## 1988 FIESTA BOWL

### FLORIDA STATE - 31

### NEBRASKA - 28



Score by Quarters	1	2	3	4	Final
Florida State	0	21	3	7	31
Nebraska	14	0	14	0	28

Statistics	Nebraska	Florida State
First Downs	20	26
Rush Yards	242	82
Pass Yards	142	375
Total Yards	384	457

Tempe, Ariz., Jan. 1, 1988 - Florida State quarterback Danny McManus hit Ronald Lewis with a 15-yard, fourth-down touchdown pass with 3:07 left in the game to give Florida State a 31-28 win over Nebraska. The TD pass capped a 97-yard touchdown drive by the Seminoles, who had taken over at their three-yard line with 6:58 to go when a fumble kept the Huskers from putting the game away.

It was a frustrating day for Nebraska, which jumped to a 14-0 first-quarter lead on a short drive set up by a Richard Bell punt return, and a 52-yard punt return touchdown by Dana Brinson. The Husker defense held FSU to just 82 yards on the ground, including only 28 yards by standout tailback Sammie Smith. But McManus threw for 375 yards, his career high by 100 yards. He was named the offensive player of the game, while Husker tackle Neil Smith earned defensive honors.

Even after Florida State took the late lead, the Huskers almost rallied, but Steve Taylor's 58-yard pass to Morgan Gregory that advanced NU to the Seminole two-yard line was called back because of a penalty.

## 1989 ORANGE BOWL

### MIAMI - 23

### NEBRASKA - 3



Score by Quarters	1	2	3	4	Final
Miami	7	13	0	3	23
Nebraska	0	0	3	0	3

Statistics	Nebraska	Miami
First Downs	10	20
Rush Yards	80	69
Pass Yards	55	285
Total Yards	135	354

Miami, Fla., Jan. 2, 1989 - Second-ranked Miami's quickness, particularly on defense, proved to be too much for No. 6 Nebraska, as the Hurricanes dominated the Huskers, 23-3. Despite the win and a final 11-1 record, the Hurricanes were unable to lay claim to a second straight national title, which went to undefeated Notre Dame.

Although the Nebraska defense held the Miami offense to 354 total offense yards, nearly 100 yards less than its season average, the Huskers never could get untracked against the Hurricanes' second-ranked defense. After leading the nation in rushing at 382.3 yards per game during the regular season, NU managed only 80 yards rushing against Miami and finished with 10 first downs.

NU needed a career-long 50-yard field goal by Gregg Barrios to capitalize on its only serious scoring threat. Early in the third quarter, Tahaun Lewis picked off a pass and returned it to the Miami 37. But the Huskers had to settle for Barrios' field goal, which prevented Nebraska's first shutout since the 1973 season.

## 1990 FIESTA BOWL

### FLORIDA STATE - 41

### NEBRASKA - 17



Score by Quarters	1	2	3	4	Final
Florida State	0	21	20	0	41
Nebraska	7	3	0	7	17

Statistics	Nebraska	Florida State
First Downs	18	18
Rush Yards	115	72
Pass Yards	207	422
Total Yards	322	494

Tempe, Ariz., Jan. 1, 1990 - Fifth-ranked Florida State rode the arm of quarterback Peter Tom Willis and the talents of a bevy of quick, talented receivers to a 41-17 win over No. 6 Nebraska in the 19th SunKist Fiesta Bowl.

NU had the lead twice in the first half after driving 69 yards for a touchdown on its first possession, and taking a 10-7 lead on a field goal in the second period.

From then on, it was all FSU. The Seminoles scored touchdowns on five of their next seven possessions to build a 41-10 lead at the end of three quarters. In the process, Willis had the best passing day ever against NU in a bowl game, completing 25-of-40 passes for 422 yards and five touchdowns.

For the second straight year, the Huskers faced a bowl opponent that was probably the best team in the nation, but had virtually no hope of winning the national title because of untimely defeats early in the year. FSU lost its first two games in 1989 to Southern Mississippi and Clemson, then roared back to win its last 10, including a 24-10 victory over eventual No. 1 Miami.

## 1991 CITRUS BOWL

### GEORGIA TECH - 45

### NEBRASKA - 21



Score by Quarters	1	2	3	4	Final
Georgia Tech	7	17	7	14	45
Nebraska	0	14	7	0	21

Statistics	Nebraska	Georgia Tech
First Downs	14	19
Rush Yards	126	190
Pass Yards	209	277
Total Yards	335	467

Orlando, Fla., Jan. 1, 1991 - Despite a second-quarter rally, Nebraska was unable to overcome a 21-0 deficit as the Huskers fell to undefeated Georgia Tech, 45-21, in the Florida Citrus Bowl. The Yellow Jackets finished 11-0-1 with the victory and edged Colorado for the UPI national title, while the Buffaloes, who had beaten NU, 27-12, in November, claimed the AP crown.

Two freshmen gave Husker fans a ray of hope after Tech took a three-touchdown lead. All-Big Eight tight end Johnny Mitchell hauled in a 30-yard touchdown pass from Tom Haase, then I-back Derek Brown sprinted 50 yards to cut the margin to 21-14 with 5:07 left in the half. But that was as close as Nebraska would get, and running back William Bell's two fourth-quarter touchdowns sealed the Huskers' fate.

Mitchell finished the game with five receptions for an NU bowl record 138 yards, while Brown rushed for 99 yards, and Haase came off the bench to complete 14-of-21 passes for 209 yards and two touchdowns.

## 1992 ORANGE BOWL

### MIAMI - 22

### NEBRASKA - 0



Score by Quarters	1	2	3	4	Final
Miami	13	0	9	0	22
Nebraska	0	0	0	0	0

Statistics	Nebraska	Miami
First Downs	9	25
Rush Yards	82	182
Pass Yards	89	257
Total Yards	171	439

Miami, Fla., Jan. 1, 1992 - No. 1-ranked Miami, playing on its home field for at least a share of its fourth national title in nine years, used overwhelming team speed and a smothering defense to blank Nebraska, 22-0. It was the Cornhuskers' first shutout defeat in 221 games since the 1973 season.

The win left the Hurricanes 12-0 on the season with a split national title, joining a 12-0 Washington team that beat Nebraska, 36-21, in Lincoln in September. The Hurricanes were No. 1 in the Associated Press poll, while the Huskies claimed the top spot in the USA Today/CNN Coaches poll. It was the second straight year for a split title, and for the second straight year Nebraska, 9-2-1, lost to both teams involved, having been defeated by Colorado and Georgia Tech the previous season.

Miami held Nebraska to 82 rushing yards after the Huskers had won the NCAA rushing title in the regular season at 353.2 yards per game.

## 1993 ORANGE BOWL

### FLORIDA STATE - 27

### NEBRASKA - 14



Score by Quarters	1	2	3	4	Final
Florida State	7	13	7	0	27
Nebraska	0	7	0	7	14

Statistics	Nebraska	Florida State
First Downs	13	23
Rush Yards	144	221
Pass Yards	146	215
Total Yards	290	436

Miami, Fla., Jan. 1, 1993 - The Seminoles scored 20 straight points to open the game and cruised to a 27-14 victory.

Nebraska had missed on two field goal opportunities, while Florida State was good on two attempts. After Nebraska stalled on its first possession of the second half, the Seminoles put together an 85-yard drive to go up 27-7. That would prove to be FSU's last score, as the Husker defense forced the Seminoles to punt on all of their five remaining possessions. Tommie Frazier connected with Gerald Armstrong on a one-yard pass with 10 minutes remaining in the fourth quarter to pull within 13, but two interceptions thwarted the comeback bid.

The No. 11 Huskers turned the ball over three times after leading the nation in turnover margin during the regular season. NU was limited to 144 yards rushing after leading the nation in that category during the regular season.

NU dropped to 9-3 on the season and finished 14th in the final polls, its 24th consecutive year finishing in the AP top 25. FSU finished second to Alabama in the rankings.

## 1994 ORANGE BOWL

### FLORIDA STATE - 18

### NEBRASKA - 16



Score by Quarters	1	2	3	4	Final
Florida State	0	6	9	3	18
Nebraska	0	7	0	9	16

Statistics	Nebraska	Florida State
First Downs	20	22
Rush Yards	183	47
Pass Yards	206	286
Total Yards	389	333

Miami, Fla., Jan. 1, 1994 - Nebraska came up just short against Florida State, losing 18-16 in the final seconds of the national title game. NU entered the game ranked first in the coaches poll, while FSU was No. 1 in the AP poll.

Nebraska had a punt return for a touchdown called back, but the Huskers still led 7-6 at the half on the strength of a Tommie Frazier 34-yard touchdown pass to Reggie Baul. In the third quarter, FSU scored on a one-yard TD run and followed with a 39-yard field goal for a 15-7 lead. NU answered when Lawrence Phillips scored from 12 yards out on the first play of the fourth quarter to make it 15-13.

Late in the fourth quarter, Frazier sprinted down to the FSU 4, setting up a Byron Bennett 27-yard field goal that put NU on top 16-15 with 1:16 remaining. FSU Heisman Trophy winner Charlie Ward then led the Seminoles downfield, and Scott Bentley kicked a 22-yard field goal with 21 seconds left to give FSU an 18-16 lead.

Frazier came right back and hit Trumane Bell for a 29-yard gain and the Huskers were able to call timeout with one second remaining to set up a game-winning 45-yard field goal attempt that sailed wide left.

## 1995 ORANGE BOWL

### NEBRASKA - 24

### MIAMI - 17



Score by Quarters	1	2	3	4	Final
Miami	10	0	7	0	17
Nebraska	0	7	2	15	24

Statistics	Nebraska	Miami
First Downs	20	14
Rush Yards	199	29
Pass Yards	106	248
Total Yards	305	277

**Miami, Fla., Jan. 1, 1995** - Behind a pair of fourth-quarter touchdowns by fullback Cory Schlesinger, No. 1 Nebraska defeated third-ranked Miami, 24-17, to capture its first national title since 1971. The title was the first for NU Head Coach Tom Osborne, whose teams fell just short in the 1982, 1984 and 1994 Orange Bowls.

After spotting the Hurricanes a 10-0 advantage at the end of the first quarter, the Huskers trailed 10-7 at half following a second-quarter Brook Berringer 19-yard touchdown pass to Mark Gilman. Miami extended the margin to 17-0 on a 44-yard touchdown pass five plays into the third quarter, but would not score again.

On Miami's next possession, Dwayne Harris sacked Frank Costa for a safety. In the fourth quarter, Schlesinger scored from 15 yards out and NU converted its two-point try to tie the game at 17-17. After forcing a three-and-out on Miami's next possession, Nebraska marched 58 yards on six plays before Schlesinger's 14-yard score gave the Huskers a 24-17 lead. Kareem Moss ended any Hurricane comeback hopes with an interception.

## 1996 FIESTA BOWL

### NEBRASKA - 62

### FLORIDA - 24



Score by Quarters	1	2	3	4	Final
Florida	10	0	8	6	24
Nebraska	6	29	14	13	62

Statistics	Nebraska	Florida
First Downs	27	15
Rush Yards	524	-28
Pass Yards	105	297
Total Yards	629	269

**Tempe, Ariz., Jan. 2, 1996** - In one of the greatest performances in college football history, top-ranked Nebraska became only the second team ever to post perfect back-to-back national championship seasons with a 62-24 victory over No. 2 Florida. The 38-point margin was the second largest in a No. 1 vs. No. 2 showdown.

The Huskers trailed 10-6 at the end of the first period before striking for 29 unanswered points in the second quarter. Lawrence Phillips' 42-yard score gave NU a 13-10 advantage. Jamel Williams then sacked Danny Wuerffel for a safety and NU added an Ahman Green touchdown run on the ensuing possession. After Kris Brown's field goal made it 25-10, Michael Booker intercepted a Wuerffel pass and returned it 42 yards for a touchdown, giving the Huskers a 32-10 cushion. Brown's second field goal of the quarter extended the lead to 35-10 at halftime.

Tommy Frazier scored on a pair of long touchdowns in the second half - including a 75-yard TD run - to finish with 199 yards rushing. NU rushed for an NCAA bowl-record 524 yards in the performance and held Florida to minus-28 yards on the ground.

## 1996 ORANGE BOWL

### NEBRASKA - 41

### VIRGINIA TECH - 21



Score by Quarters	1	2	3	4	Final
Virginia Tech	7	7	7	0	21
Nebraska	0	17	14	10	41

Statistics	Nebraska	Virginia Tech
First Downs	25	22
Rush Yards	279	193
Pass Yards	136	214
Total Yards	415	407

**Miami, Fla., Dec. 31, 1996** - Nebraska used strong performances from I-back Damon Benning and quarterback Scott Frost to down 10th-ranked Virginia Tech, 41-21.

The sixth-ranked Huskers picked up their third straight bowl victory, as Benning rushed for 95 yards and scored on touchdown runs of 33 and six yards.

The Hokies led 7-0 after the first quarter, before Nebraska scored 17 straight points. Kris Brown's 25-yard field goal cut the Hokie lead to 7-3, before Scott Frost scored on a five-yard touchdown run. The NU defense pushed the margin to 17-7 after Jason Peter recovered a fumble and raced 31 yards for a touchdown.

Jim Druckenmiller threw a pair of touchdown passes to close the gap to 24-21 midway through the third quarter before NU scored the final 17 points. Benning scored on a six-yard run, while Brown added a 37-yard field goal before a 22-yard touchdown run by Frost with three minutes left clinched the victory.

## 1998 ORANGE BOWL

### NEBRASKA - 42

### TENNESSEE - 17



Score by Quarters	1	2	3	4	Final
Tennessee	0	3	6	8	17
Nebraska	7	7	21	7	42

Statistics	Nebraska	Tennessee
First Downs	30	16
Rush Yards	409	128
Pass Yards	125	187
Total Yards	534	315

**Miami, Fla., Jan. 2, 1998** - Nebraska sent Tom Osborne out on top in his final game as head coach, as the Huskers defeated Tennessee, 42-17, giving Coach Osborne his third undefeated national championship season in four years.

In a showdown between two of the top offenses in the nation, the Husker defense would steal the spotlight early, forcing a pair of Volturnovers that led directly to touchdowns. Ahman Green opened the scoring from one yard out, before Shevin Wiggins' 10-yard TD run.

Leading 14-3 at halftime, Nebraska exploded for 21 points in the third quarter. The Huskers used a strong ground game to take control in the decisive quarter. Frost opened the period with touchdown runs of one and 11 yards, before Green scored from 22 yards out. Frost then added a nine-yard TD run in the fourth quarter to put NU in front 42-10.

Green rushed for an Orange Bowl-record 206 yards and two touchdowns, including 159 yards in the third quarter alone. Overshadowed in the offensive effort was a defense that held UT quarterback Peyton Manning to a season-low 134 yards in the air and forced three turnovers.

## 1998 HOLIDAY BOWL

### ARIZONA - 23

### NEBRASKA - 20



Score by Quarters	1	2	3	4	Final
Arizona	6	3	0	14	23
Nebraska	0	13	0	7	20

Statistics	Nebraska	Arizona
First Downs	12	16
Rush Yards	87	107
Pass Yards	193	158
Total Yards	280	265

**San Diego, Calif., Dec. 30, 1998** - Kelvin Eafon's one-yard touchdown run with 6:08 remaining lifted fifth-ranked Arizona to a 23-20 victory over No. 14 Nebraska, ending the Huskers' four-game bowl winning streak.

In a wild fourth quarter that saw three lead changes, the Huskers rallied from a 16-13 deficit as Eric Crouch connected with Tracey Wistrom for a four-yard touchdown to give the Huskers a 20-16 lead with 10:55 remaining.

Arizona came right back on its next possession, driving 68 yards on nine plays, capped by Eafon's touchdown. NU had a final opportunity to regain the lead, driving to the UA 46-yard line before an Arizona interception.

NU erased a 9-0 deficit to lead 13-9 at the half thanks to two Arizona turnovers. Loran Kaiser's fumble recovery set up a 25-yard field goal by Kris Brown. On the Huskers' next possession, Crouch found wingback Shevin Wiggins for a 44-yard touchdown that gave the Huskers a 10-9 advantage. On the ensuing kickoff, Billy Legate forced a Wildcat fumble deep in UA territory, leading to Brown's second field goal of the half as time expired.

## 2000 FIESTA BOWL

### NEBRASKA - 31

### TENNESSEE - 21



Score by Quarters	1	2	3	4	Final
Tennessee	0	7	7	7	21
Nebraska	14	3	7	7	31

Statistics	Nebraska	Tennessee
First Downs	23	17
Rush Yards	321	44
Pass Yards	148	267
Total Yards	469	311

**Tempe, Ariz., Jan. 2, 2000** - No. 3 Nebraska defeated No. 6 Tennessee, 31-21, to finish the season 12-1 and ranked No. 2 in the AP poll.

NU jumped out to a 14-0 first-quarter lead, scoring on a Dan Alexander seven-yard touchdown run and on a 60-yard punt return by Bobby Newcombe. A Josh Brown 31-yard field goal and a UT miscalignment in the final seconds of the half gave the Huskers a 17-7 halftime advantage.

After the Vols closed to within 17-14 early in the third quarter, the Huskers responded by marching 96 yards in nine plays. Fullback Willie Miller set up the touchdown with a career-long 47-yard run. NU scored on the next play, as Eric Crouch connected with Aaron Gullisley for a 13-yard touchdown pass to give the Huskers a 24-14 lead.

NU put the game out of reach with a 10-play, 99-yard drive, capped by Correll Buckhalter's two-yard touchdown run. Alexander rushed for 108 yards against the nation's seventh-best rush defense. In the final game for Defensive Coordinator Charlie McBride, the Blackshirts held the Vols to just 44 yards rushing and forced two interceptions.

## 2000 ALAMO BOWL

### NEBRASKA - 66

### NORTHWESTERN - 17



Score by Quarters	1	2	3	4	Final
Northwestern	3	14	0	0	17
Nebraska	7	31	21	7	66

Statistics	Nebraska	Northwestern
First Downs	28	14
Rush Yards	476	232
Pass Yards	160	151
Total Yards	636	383

**San Antonio, Texas, Dec. 30, 2000** - Nebraska scored an NU and NCAA bowl record 66 points while dominating Big Ten co-champion Northwestern, 66-17.

Trailing 10-7 early in the second quarter, the Huskers exploded for an NCAA bowl-record tying 31-point second quarter. Overall, NU outscored Northwestern 59-7 after the Wildcats took their only lead of the game.

Eric Crouch opened NU's second-quarters scoring with a 50-yard touchdown run. NU then scored 24 straight before Northwestern's Damien Anderson ran for a 69-yard score. Bobby Newcombe's 58-yard touchdown reception gave NU a 38-17 halftime lead.

A 21-point third quarter, including Matt Davison's 69-yard touchdown reception from Newcombe, put NU ahead 59-17. Place-kicker Josh Brown tied the NCAA bowl record for extra-point kick attempts (9) and extra-point kicks made (9). Dan Alexander ran for an NU bowl-record 240 rushing yards. As a team, the Huskers had an Alamo Bowl-record 476 rushing yards.

## 2002 ROSE BOWL

### MIAMI - 37

### NEBRASKA - 14



Score by Quarters	1	2	3	4	Final
Miami	7	27	0	3	37
Nebraska	0	0	7	7	14

Statistics	Nebraska	Miami
First Downs	16	18
Rush Yards	197	110
Pass Yards	62	362
Total Yards	259	472

**Pasadena, Calif., Jan. 3, 2002** - Playing in front of a sellout partisan Nebraska crowd, the Huskers fell to Miami 37-14 in the BCS National championship game.

Miami came out strong from the start and gained 472 yards of total offense, including 362 yards passing by quarterback Ken Dorsey. The victory capped Miami's perfect 12-0 campaign under first-year head coach Larry Coker. The 11-2 Huskers were held to a season-low 259 yards, including 197 on the ground.

The Hurricanes opened the scoring, capitalizing on a trio of first-half Husker turnovers. Miami converted the miscues into 14 points, helping the Hurricanes build a 34-point halftime lead.

Fullback Judd Davies got Nebraska on the board late in the third quarter with a 16-yard TD run to cut the lead to 34-7. The Huskers closed to within 20 points after DeJuan Groce returned a Miami punt 71 yards for a touchdown with more than 14 minutes remaining. Miami's Todd Sievers kicked a 37-yard field goal to account for the final 37-14 margin.

## 2002 INDEPENDENCE BOWL

### MISSISSIPPI - 27

### NEBRASKA - 23



Score by Quarters	1	2	3	4	Final
Mississippi	0	14	10	3	27
Nebraska	3	14	3	3	23

Statistics	Nebraska	Mississippi
First Downs	17	20
Rush Yards	266	52
Pass Yards	93	313
Total Yards	359	365

Shreveport, La., Dec. 27, 2002 - De Juan Groce tied an NCAA record with his fourth punt return touchdown of the season, but the Huskers fell to Ole Miss, 27-23, in a loss that left NU with a 7-7 record, ending its streak of winning seasons at 40 straight. The loss also snapped the Huskers' 11-game bowl winning streak against teams from the Southeastern Conference.

Nebraska jumped to a 10-0 lead in the game's first 17 minutes, as Josh Brown connected on a 29-yard field goal before Jammal Lord found Matt Herian for a 41-yard second-quarter touchdown.

Eli Manning cut NU's lead to 10-7 with an 11-yard touchdown pass to Kerry Johnson before Groce's punt return put the Huskers up 17-7. Toward Sanford scored from one yard out to pull the Rebels within three at the half.

In the second half, Nebraska managed just 97 total yards and two field goals. The teams exchanged field goals before Sanford's second one-yard scoring run gave the Rebels a 24-20 edge. Ole Miss added another field goal with 4:38 remaining after NU had cut the lead to 24-23.

## 2003 ALAMO BOWL

### NEBRASKA - 17

### MICHIGAN STATE - 3



Score by Quarters	1	2	3	4	Final
Michigan State	3	0	0	0	3
Nebraska	3	14	0	0	17

Statistics	Nebraska	Michigan State
First Downs	20	13
Rush Yards	229	45
Pass Yards	160	156
Total Yards	389	174

San Antonio, Texas, Dec. 29, 2003 - Behind a stifling defense, No. 22 Nebraska picked up its 10th victory of the year with a 17-3 win over Michigan State.

Under Interim Head Coach Bo Pelini, the Blackshirts recorded five sacks and intercepted three passes to hold the Spartans to three points, equaling the lowest point total ever by a Husker bowl opponent.

NU held MSU without a touchdown and just 174 total yards, more than 200 yards below its season average. While the Blackshirts kept MSU in check, Cory Ross did the offensive damage, rushing for 138 yards and two touchdowns on a school-record 37 carries. Ross scored on TD runs of 2 and 6 yards, as NU built a 14-point halftime lead that would hold up after a scoreless second half.

The Husker defense forced its first turnover when Daniel Bullocks intercepted Jeff Smoker at the NU 36-yard line. The Huskers quickly took advantage, as Ross scored the first of two second-quarter touchdowns, giving the Huskers a 10-3 lead they would not relinquish.

## 2005 ALAMO BOWL

### NEBRASKA - 32

### MICHIGAN - 28



Score by Quarters	1	2	3	4	Final
Michigan	7	7	7	7	28
Nebraska	7	7	3	15	32

Statistics	Nebraska	Michigan
First Downs	16	23
Rush Yards	151	130
Pass Yards	167	270
Total Yards	318	400

San Antonio, Texas, Dec. 28, 2005 - Nebraska produced its greatest bowl comeback in school history, overcoming a 28-17 deficit with less than nine minutes left on its way to a thrilling 32-28 victory over No. 20 Michigan.

Nebraska jumped out to a 7-0 lead after a 52-yard touchdown pass from Zac Taylor to Terrence Nunn. Michigan answered with a pair of Chad Henne touchdown passes, before Taylor responded with another strike to Nate Swift to tie the game at the half.

Jordan Congdon kicked his school-record 19th field goal of the season to give NU a 17-14 lead midway through the third quarter, before Henne threw for a touchdown and ran for another score to put the Wolverines in front by 11.

Cory Ross, who earned MVP honors after rushing for 161 yards on 28 carries, led NU back with a 31-yard touchdown burst with 8:08 left. Taylor then hit Todd Peterson for the two-point conversion to trim Michigan's lead to 28-25. Following a Michigan fumble, Taylor hit Nunn with the game-winning 13-yard touchdown strike with 4:29 remaining.

The game's final play was a series of laterals that covered 62 yards and went all the way down to the NU 13.

## 2007 COTTON BOWL

### AUBURN - 17

### NEBRASKA - 14



Score by Quarters	1	2	3	4	Final
Auburn	7	7	3	0	17
Nebraska	7	7	0	0	14

Statistics	Nebraska	Auburn
First Downs	17	12
Rush Yards	104	67
Pass Yards	126	111
Total Yards	230	178

Dallas, Texas, Jan. 1, 2007 - In a classic defensive struggle, No. 10 Auburn managed the only points of the second half on a 42-yard John Vaughn third-quarter field goal to defeat No. 22 Nebraska, 17-14. The Huskers fell to the Tigers despite surrendering just 178 total yards, as both Auburn touchdowns came in the first half on drives of less than 15 yards following NU turnovers.


Nebraska was in position to tie or win the game late in the fourth quarter after senior linebacker Stewart Bradley recovered an Auburn fumble at the Tiger 42 with 5:24 remaining. The Huskers drove to the Auburn 27 before facing a 4th-and-11 at the 30. NU elected to go for it, but Zac Taylor's pass fell incomplete. NU's field goal attempt would have been from 47 yards out and the longest Husker field goal of the 2006 season was just 40 yards.

Nebraska scored on its opening possession, going 80 yards in 15 plays capped by Nate Swift's 13-yard scoring reception. Brandon Jackson reeled off a 20-yard run to tie the game with nine minutes to play in the first half. Vaughn posted the winning points in the third quarter, handing NU its fourth loss to a top-10 team on the year.

## 2009 GATOR BOWL

### NEBRASKA - 26

### CLEMSON - 21



Score by Quarters	1	2	3	4	Final
Clemson	0	14	7	0	21
Nebraska	0	3	20	3	26

Statistics	Nebraska	Clemson
First Downs	14	14
Rush Yards	125	4
Pass Yards	236	206
Total Yards	361	210

Jacksonville, Fla., Jan. 1, 2009 - Nebraska scored 16 unanswered points to rally from an 11-point halftime deficit and post a 26-21 win over Clemson.

All 21 Clemson points came off turnovers, as the Blackshirts held the Tigers to just 210 total yards, including only four yards rushing on 26 attempts. Clemson scored first when DeAndre McDaniel found the end zone on a 28-yard fumble recovery. NU answered with an Alex Henery field goal before an interception set Clemson up for a 25-yard touchdown pass with 19 seconds remaining in the first half.

On the first drive of the third quarter, Joe Ganz found Nate Swift for a 17-yard touchdown pass to close the gap to four. Following a fumbled punt, Clemson took over near midfield and completed a 41-yard touchdown pass to put the Tigers on top 21-10.

Ganz then found Todd Peterson for a 19-yard touchdown midway through the third quarter to open the run of 16 unanswered points. Henery secured the win by booting three field goals over the final 20 minutes.

Ganz, the game's MVP, completed 19-of-36 passes and threw for a Nebraska bowl-record 236 yards in the win.

## 2009 HOLIDAY BOWL

### NEBRASKA - 33

### ARIZONA - 0



Score by Quarters	1	2	3	4	Final
Arizona	0	0	0	0	0
Nebraska	10	13	10	0	33

Statistics	Nebraska	Arizona
First Downs	19	6
Rush Yards	223	63
Pass Yards	173	46
Total Yards	396	109

San Diego, Calif., Dec. 30, 2009 - In one of Nebraska's most dominant bowl performances in history, the No. 20 Cornhuskers registered their first-ever bowl shutout with a 33-0 whitewashing of Arizona in the 2009 Pacific Life Holiday Bowl at Qualcomm Stadium. It was also the first bowl shutout in Big 12 Conference history.

NU notched its first 10-win season since 2003, while the 33-point victory marked its largest bowl-game margin since a 66-17 win over Northwestern in the 2000 Alamo Bowl.

Led by All-American defensive tackle Ndamukong Suh and Holiday Bowl Defensive MVP Matt O'Hanlon, the Blackshirts' performance was near perfection, surrendering just 109 total yards. The only serious Wildcat threat came on the final drive, when they produced 72 of their 109 yards.

An efficient and balanced offense led by Offensive MVP Niles Paul finished with 396 total yards, including 223 rushing yards and 173 passing yards. Paul had four receptions for 123 yards, including an NU bowl-record 74-yard touchdown catch. He finished the night with 237 all-purpose yards, while fellow junior Alex Henery went 4-for-4 on field goals.

## 2010 HOLIDAY BOWL

### WASHINGTON - 19

### NEBRASKA - 7



Score by Quarters	1	2	3	4	Final
Nebraska	0	7	0	0	7
Washington	10	0	7	2	19

Statistics	Nebraska	Washington
First Downs	14	21
Rush Yards	91	268
Pass Yards	98	72
Total Yards	189	340

San Diego, Calif., Dec. 30, 2010 - Nebraska struggled to find its offensive rhythm against an inspired Washington defense in a 19-7 loss to the Huskies in the Bridgepoint Education Holiday Bowl at Qualcomm Stadium.

With the loss, the Huskers finished with a 10-4 mark for the second straight season.

NU managed just 91 rushing yards as a team, led by Rex Burkhead's 39 yards on 12 carries and Roy Helu's 34 yards on 11 carries. Helu closed his career as NU's No. 4 all-time leading rusher with 3,404 yards, including 1,245 in 2010.

Chris Polk led the way for the Huskies with 177 yards on 34 carries. The Huskies amassed 268 yards on the ground to overcome another struggle in the air for Jake Locker against the Blackshirt secondary. Locker finished just 5-of-16 passing for 56 yards.

Along with the strong running performance, the Huskies got help from the Huskers who committed 12 penalties for 102 yards, as well as turning the ball over twice on one fumble and one interception.

## 2012 CAPITAL ONE BOWL

### SOUTH CAROLINA - 30

### NEBRASKA - 13



Score by Quarters	1	2	3	4	Final
Nebraska	13	0	0	0	13
South Carolina	9	7	0	14	30

Statistics	Nebraska	South Carolina
First Downs	17	16
Rush Yards	137	121
Pass Yards	116	230
Total Yards	253	351

Orlando, Fla., Jan. 1, 2012 - No. 20 Nebraska jumped to a 13-9 lead at the end of the first quarter, but No. 9 South Carolina scored the game's final 21 points in the Huskers' 30-13 loss in the Capital One Bowl at Florida Citrus Bowl Stadium.

Nebraska ended its 2011 season with a 9-4 overall record, its fourth consecutive nine-win season.

Nebraska scored first when Taylor Martinez hit Kenny Bell on a 30-yard touchdown strike just over three minutes into the game. Brett Maher's extra-point attempt was then blocked and scooped up by South Carolina's Stephon Gilmore, who raced the other way for a two-point return.

USC used that momentum to take the lead on a Connor Shaw touchdown run on the ensuing drive before NU answered with its second straight touchdown, an Ameer Abdullah one-yard run to go ahead 13-9. The Huskers held that lead before Martinez threw an interception with 38 seconds left in the half. Alshon Jeffery then caught a 51-yard hail mary touchdown pass on the final play of the half.

Nebraska was unable to recover from the deflating end to the first half, as USC scored two fourth-quarter touchdowns while limiting NU to 64 yards in the second half.

## 2013 CAPITAL ONE BOWL GEORGIA - 45 NEBRASKA - 31



Score by Quarters	1	2	3	4	Final
Nebraska	14	10	7	0	31
Georgia	16	7	8	14	45

Statistics	Nebraska	Georgia
First Downs	26	23
Rush Yards	239	162
Pass Yards	204	427
Total Yards	443	589

Orlando, Fla., Jan. 1, 2013 - No. 16 Nebraska hung tough with No. 7 Georgia for three quarters, but a pair of Bulldog touchdown passes in the fourth quarter provided the margin in the Huskers' 45-31 loss in the Capital One Bowl.

Nebraska ended its 2012 campaign with a 10-4 overall record that included a 7-1 Big Ten mark and a Legends Division title. Georgia, the SEC runner-up, finished with a 12-2 overall mark.

Senior I-back Rex Burkhead led the Huskers with 140 yards and a touchdown on 25 carries, while adding four receptions for 39 yards and another score in his final game as a Husker.

Burkhead, who produced his 14th 100-yard rushing performance, closed his career with 3,329 yards at No. 5 on Nebraska's all-time rushing list. He also became the 10th player in NU history with 30 career rushing touchdowns. Burkhead's 357 rushing yards on 76 attempts in four bowl games were both Nebraska records.

Taylor Martinez added 46 yards on the ground to push his season rushing total past 1,000 yards. He finished with 1,019 rushing yards in 2012 as just the fourth Husker quarterback to produce a 1,000-yard campaign.

## 2014 GATOR BOWL NEBRASKA - 24 GEORGIA - 19



Score by Quarters	1	2	3	4	Final
Nebraska	0	10	14	0	24
Georgia	0	9	3	7	19

Statistics	Nebraska	Georgia
First Downs	14	22
Rush Yards	144	96
Pass Yards	163	320
Total Yards	307	416

Jacksonville, Fla., Jan. 1, 2014 - Heroic efforts by Blackshirt defenders and the longest play from scrimmage in Nebraska football history sent a determined bunch of Husker seniors out with a dramatic 24-19 victory over No. 22 Georgia in the TaxSlayer.com Gator Bowl at EverBank Field on New Year's Day.

Nebraska, which secured its sixth consecutive nine-win season under Coach Bo Pelini, finished the 2013 campaign with a 9-4 record. Georgia closed its season at 8-5.

Senior wide receiver Quincy Enunwa capped one of the top receiving careers in school history with a career-high 129 yards on four receptions to earn TaxSlayer.com Gator Bowl MVP honors.

Enunwa hauled in a pair of touchdown passes on the day, including a decisive 99-yard catch from sophomore quarterback Tommy Armstrong Jr. on 3rd-and-14 midway through the third quarter.

The game-winning pass play was the longest play from scrimmage in Nebraska football and Gator Bowl history. The play was set up after Armstrong fumbled a shotgun snap on second down and managed to recover it just inches outside the NU end zone to save the Big Red from a safety that would have trimmed the Husker lead to 17-14.

## 2014 HOLIDAY BOWL USC - 45 NEBRASKA - 42



Score by Quarters	1	2	3	4	Final
Nebraska	17	0	17	8	42
USC	10	14	21	0	45

Statistics	Nebraska	USC
First Downs	28	22
Rush Yards	144	194
Pass Yards	381	321
Total Yards	525	515

San Diego, Calif., Dec. 27, 2014 - In a high-scoring shootout Tommy Armstrong Jr. racked up 422 yards of total offense, but Nebraska came up short in a 45-42 loss to No. 24 USC.

Armstrong completed a career-high 32-of-51 passes for a career-best 381 yards and three touchdowns setting NU bowl records for yardage, completions and attempts. He added 41 rushing yards, including a 15-yard touchdown run in the fourth quarter. He followed up his scoring run with a two-point conversion pass to Kenny Bell to cut the lead to 45-42 after the Huskers trailed by 18 late in the third quarter.

With the Trojans leading 24-17 at halftime, the teams traded scores in the second half, with Nebraska continuing to show its fight by battling back on several occasions. After USC took a 45-27 lead late in the third quarter, Nebraska made its final comeback push.

Armstrong struck again before the end of the quarter, finding Jordan Westerkamp on a 65-yard touchdown pass to make it 45-34 with 24 seconds left in the quarter. The Armstrong TD run and two-point conversion cut the lead to three, but a late Nebraska drive ended on downs, dashing NU's comeback hopes.

## 2015 FOSTER FARMS BOWL NEBRASKA - 37 UCLA - 29



Score by Quarters	1	2	3	4	Final
Nebraska	7	14	9	7	37
UCLA	7	14	0	8	29

Statistics	Nebraska	UCLA
First Downs	31	17
Rush Yards	326	67
Pass Yards	174	319
Total Yards	500	386

Santa Clara, Calif., Dec. 26, 2015 - Nebraska rolled for a season-high 326 rushing yards and 500 yards of total offense to ground UCLA's high-powered passing attack and claim a 37-29 win over the Bruins in the Foster Farms Bowl.

Nebraska stuck with a smash-mouth game plan all night, scoring 30 unanswered points after falling behind 21-7 in the second quarter at Levi's Stadium. Quarterback Tommy Armstrong Jr. accounted for 250 yards of total offense, including 76 rushing yards on 10 carries with one touchdown. He was also efficient through the air, completing 12-of-19 passes for 174 yards and another score to earn offensive MVP honors in the game.

Armstrong was one of four Huskers to score rushing touchdowns on the night after Christmas, joining seniors Imani Cross and Andy Janovich and Los Angeles native Terrell Newby.

Devine Ozigbo didn't hit paydirt, but he did rush for then-career bests of 87 yards and 21 carries to lead three Huskers who each rushed for more than 50 yards. Cross added 55 yards on 15 totes. Overall, nine different Huskers recorded rushes in the bowl game, including 31 yards on six carries by Janovich, a nifty 22-yard run by Jamal Turner in the first half, and a game-clinching 16-yard tight end reverse by Cethan Carter for Nebraska's final first down.

## 2016 MUSIC CITY BOWL

### TENNESSEE - 38

### NEBRASKA - 24



Score by Quarters	1	2	3	4	Final
Nebraska	0	7	7	10	24
Tennessee	0	21	3	14	38

Statistics	Nebraska	Tennessee
First Downs	18	25
Rush Yards	61	230
Pass Yards	257	291
Total Yards	318	521

**Nashville, Tenn., Dec. 30, 2016** - Nebraska fell behind 14-0 midway through the first half and was not able to recover in a 38-24 loss to Tennessee in the Franklin American Mortgage Music City Bowl at Nissan Stadium.

Tennessee quarterback Josh Dobbs completed 23-of-38 passes for 291 yards and a touchdown, while adding 11 carries for 118 yards and a Music City Bowl-record three rushing touchdowns. Dobbs finished with 409 total yards and four scores to pace the Vols. Nebraska's Ryker Fyfe, who drew the start in place of injured four-year starting quarterback Tommy Armstrong Jr. for the Huskers, answered with 243 yards on 17-of-36 passing. Fyfe threw a pair of touchdown passes to senior receiver Brandon Reilly, who finished with four catches for 98 yards.

Nebraska got a strong effort from running back Devine Ozigbo, who finished with seven carries for 66 yards, but managed just 61 rushing yards as a team on 28 carries. The Huskers produced just 318 yards of total offense, while Tennessee piled up 521 total yards, including 230 rushing yards.

## 2024 PINSTRIPE BOWL

### NEBRASKA - 20

### BOSTON COLLEGE - 15



Score by Quarters	1	2	3	4	Final
Nebraska	0	13	7	0	20
Boston College	0	2	0	13	15

Statistics	Nebraska	Boston College
First Downs	21	20
Rush Yards	131	47
Pass Yards	232	301
Total Yards	363	348

**New York, N.Y., Dec. 28, 2024** - Nebraska closed its first winning season since 2016 with a 20-15 win against Boston College in the Bad Boy Mowers Pinstripe Bowl at Yankee Stadium. The Huskers finished 2024 with a 7-6 record and their first bowl win since 2015.

Dylan Raiola completed 23-of-31 passes for 228 yards and a touchdown to set a school season record for passing yards by a freshman (2,826). Emmett Johnson led the NU ground game with 14 carries for 68 yards, while Rahmir Johnson added 10 rushes for 60 yards and a score. Jahmal Banks hauled in four receptions for 79 yards, while Thomas Fidone II caught five passes for 50 yards.

After a scoreless first quarter, Rahmir Johnson capped a 15-play, 75-yard drive with a four-yard touchdown run on the first play of the second quarter. The Blackshirts then forced a turnover, and the offense converted the miscue into points seven plays later on a Kwinton Ives two-yard run to give NU a 13-0 lead. The touchdown ended a seven-play, 67-yard march, but Boston College blocked the PAT and returned it 87 yards for BC's first two points.

NU took a 13-2 lead to halftime, before Elijah Jeudy recovered a John Bullock strip sack to set the Husker offense up at midfield midway through the third quarter. Seven plays later, Raiola hit Emmett Johnson for a 13-yard touchdown pass to extend the Husker lead to 20-2 with 3:02 left in the third.