

# NEBRASKA

**NEBRASKA  
CORNHUSKERS**  
(2-0, 0-0 BIG)



**HOUSTON CHRISTIAN  
HUSKIES**  
(1-1, 0-0 SOUTHLAND)

**SATURDAY, SEPT. 13 • 11 A.M. CT • LINCOLN, NEB. • MEMORIAL STADIUM • HELLAS TURF**

Nebraska continues a four-game homestand on Saturday when the Huskers take on Houston Christian at Memorial Stadium. The game is set for 11 a.m. with television coverage provided by FS1, while the game can be heard on the Huskers Radio Network, Huskers.com and the Huskers App.

Nebraska stands at 2-0 following a 68-0 victory over Akron last Saturday in the home opener. Nebraska's performance against the Zips was one of the Huskers' most statistically dominant efforts in the past several decades. The 68-point margin of victory was the largest by Nebraska since 1986, with the first shutout for the Blackshirts since the 2009 Holiday Bowl vs. Arizona. In addition, the 68 points were Nebraska's most in 13 seasons, the 728 total offensive yards were Nebraska's most in 11 seasons while the Huskers' 494 passing yards were the second-most in school history.

Nebraska will be looking for its ninth consecutive victory against a non-conference opponent and its second consecutive 3-0 start to a season.

Houston Christian, a member of the Football Championship ranks, comes to Lincoln with a 1-1 record, following a 20-10 loss at Eastern Kentucky on Saturday night. Despite the loss, the Huskies limited Eastern Kentucky to just 173 total yards, and are allowing just 139.0 yards per game. HCU opened the season with a 69-0 victory over Arkansas Baptist on Aug. 28.

This is the first all-time meeting between the Huskers and Houston Christian. Nebraska is 15-0 all-time against FCS opponents, most recently defeating Northern Iowa last season.

## THIS WEEK'S NUMBERS

**6**

Six former Huskers will be inducted into the Nebraska Football Hall of Fame and recognized at Saturday's game. The group includes linebacker **Bob Nelson**, offensive lineman **Tom Welter**, I-back **Derek Brown**, late I-back **Dahrran Diedrick**, place-kicker/punter **Brett Maher** and receiver **Kenny Bell**.

**20**

Quarterback **Dylan Raiola** completed a school-record 20 straight passes spanning the Cincinnati and Akron games. The previous record of 15 consecutive completions stood for 51 years. Raiola is completing 78 percent of his passes through two games.

**92**

Nebraska had 92 punt return yards against Akron, including 87 yards by **Jacory Barney Jr.** The 92 punt return yards eclipsed Nebraska's team season punt return totals for each of the past four seasons.

## 2025 NEBRASKA FOOTBALL SCHEDULE

|                 |                          |            |                  |                                                                |
|-----------------|--------------------------|------------|------------------|----------------------------------------------------------------|
| Aug. 28         | vs. Cincinnati           | ESPN       | W, 20-17         | Late INT seals Husker win in Kansas City                       |
| <b>Sept. 6</b>  | <b>Akron</b>             | <b>BTN</b> | <b>68-0</b>      | <b>Nebraska's most lopsided win since 1986</b>                 |
| <b>Sept. 13</b> | <b>Houston Christian</b> | <b>FS1</b> | <b>11 a.m.</b>   | <b>2nd straight year Huskers host FCS foe</b>                  |
| <b>Sept. 20</b> | <b>Michigan*</b>         | <b>CBS</b> | <b>2:30 p.m.</b> | <b>Wolverines make 5th all-time trip to Lincoln</b>            |
| <b>Oct. 4</b>   | <b>Michigan State*</b>   | <b>TBA</b> | <b>TBA</b>       | <b>5 straight meetings decided by 5 or fewer points</b>        |
| Oct. 11         | at Maryland*             | TBA        | TBA              | NU's largest B1G road win was at Maryland in 2019              |
| Oct. 17         | at Minnesota*            | FOX        | 7 p.m.           | Nebraska's 2nd road game in 6 days                             |
| <b>Oct. 25</b>  | <b>Northwestern*</b>     | <b>TBA</b> | <b>TBA</b>       | <b>10 of 13 B1G matchups have been 1-score games</b>           |
| <b>Nov. 1</b>   | <b>USC*</b>              | <b>TBA</b> | <b>TBA</b>       | <b>Only team NU has played more than once &amp; not beaten</b> |
| Nov. 8          | at UCLA*                 | TBA        | TBA              | Huskers seek first win at Rose Bowl since 1993                 |
| Nov. 22         | at Penn State*           | TBA        | TBA              | Matt Rhule returns to his alma mater                           |
| <b>Nov. 28</b>  | <b>Iowa*</b>             | <b>CBS</b> | <b>11 a.m.</b>   | <b>Huskers' 36th straight "Black Friday" game</b>              |

All times Central; Home games in **bold**; \*Big Ten Conference game

## NEBRASKA

- **2025 Record:** 2-0
- **Last Game:** def. Akron, 68-0
- **Streak:** Won 3
- **AP Rank:** Receiving Votes
- **Coaches Rank:** Receiving Votes
- **Head Coach:** Matt Rhule
- **Nebraska Record:** 14-13 (3rd year)
- **Collegiate Record:** 61-56 (10th year)
- **Record vs. Houston Christian:** 0-0

## HOUSTON CHRISTIAN

- **2025 Record:** 1-1
- **Last Game:** lost to E. Kentucky, 20-10
- **Streak:** Lost 1
- **FCS Ranking:** Not Ranked
- **Head Coach:** Jason Bachtel
- **HCU Record:** 6-8 (2nd year)
- **Career Record:** 20-14 (4th year)
- **Record vs. Nebraska:** 0-0

## SERIES HISTORY

- **All-Time Series:** First Meeting

## TV INFORMATION



**Play-by-Play:** Eric Collins  
**Analyst:** Spencer Tillman  
**Fox Sports App**

## HUSKERS RADIO NETWORK



**Play-by-Play:** Kyle Crooks  
**Analysis:** Damon Benning  
**Sidelines:** Jessica Coody  
**Pre/Post-Game:** Matt Coatney,  
Jessica Coody, Ben McLaughlin  
& Jeremiah Sirles

**Huskers.com & Huskers App**

## NEBRASKA VS. FCS OPPONENTS (LAST FIVE MEETINGS)

| DATE       | OPPONENT        | RESULT | SCORE |
|------------|-----------------|--------|-------|
| 9-6-2014   | McNeese State   | Win    | 31-24 |
| 10-27-2018 | Bethune-Cookman | Win    | 45-9  |
| 9-4-2021   | Fordham         | Win    | 52-7  |
| 9-3-2022   | North Dakota    | Win    | 38-17 |
| 9-14-2024  | Northern Iowa   | Win    | 34-3  |

## HUSKERS TO TAKE ON FCS FOE IN HUSKIES

Saturday's game is the first all-time meeting between Nebraska and Houston Christian. It will mark Nebraska's 16th game all-time against an FCS foe (at time of game), with the Huskers holding a 15-0 record in those contests.

- In 2024, Nebraska defeated Northern Iowa, 34-3, in its most recent matchup with an FCS foe.
- All of Nebraska's games against FCS opponents have occurred since 1992, including facing an FCS opponent for five straight seasons from 2010 to 2014.
- Houston Christian is a member of the Southland Conference. Nebraska is 3-0 all-time against current members of the Southland, posting a 2-0 record against McNeese State and 1-0 against Nicholls.

## HUSKERS LOOK TO FINISH NON-CONFERENCE PLAY UNBEATEN

Nebraska completes non-conference play this weekend against Houston Christian. The Huskers will be looking to win their ninth consecutive game against a non-conference opponent and complete non-league play unbeaten for the second straight season.

- Nebraska's eight-game win streak against non-conference competition is the longest by the Huskers since a 12-game win streak spanning the 1999 to 2001 seasons.
- Nebraska was a perfect 3-0 in non-conference play in the 2024 regular season and defeated Boston College in the Pinstripe Bowl. Before last season, Nebraska's previous unbeaten non-conference season was in 2016.

## NEBRASKA FOOTBALL HALL OF FAME TO INDUCT 2025 CLASS

The 2025 Nebraska Football Hall of Fame Class will be inducted on Friday night and will be honored on the field before Saturday's game. Six Husker football standouts and a state college All-American comprise the 2025 class. Additionally, 1972 Heisman Trophy winner **Johnny Rodgers** will receive the first-ever Legends award, and a pair of long-time staff members will receive special merit awards. To be eligible, players must have been either an All-American or first (before 1996) or second-team (after 1996) all-conference selection to make the Nebraska Football Hall of Fame ballot.

- **Bob Nelson** was a three-year letterman as a linebacker for Nebraska in 1972, 1973 and 1974. Nelson finished his career at Nebraska with 189 total tackles, and earned second-team All-Big Eight honors. Nelson went on to an 11-year professional career in the NFL, and was a starting linebacker for the Raiders in their Super Bowl XV and XVIII wins.
- **Tom Welter** was a standout offensive tackle for the Huskers in the mid 1980s. Welter earned third-team All-America and first-team All-Big Eight honors in 1986, helping Nebraska rank second nationally in both rushing and scoring offense en route to a 10-2 season. Welter also distinguished himself in the classroom earning first-team Academic All-America honors during his senior season.
- **Derek Brown** ranks as one of the top running backs in school history. He finished his Husker career with 2,699 yards and 23 touchdowns, averaging 5.9 yards per carry. Brown became just the fifth Husker to have back-to-back 1,000-yard rushing seasons. He was selected as the AP's Big Eight Offensive Player of the Year in 1992 and earned honorable-mention All-America honors.
- The late **Dahrran Diedrick** led the Big 12 in rushing as a junior in 2001, churning out 1,299 yards to earn first-team All-Big 12 honors and help NU to the BCS National Championship Game. He played in 48 career games with 24 starts as a Husker, rushing for 2,745 yards and 26 touchdowns.
- **Brett Maher** was the starting punter and place-kicker during his career. He was a two-time Big Ten Kicker of the Year and in 2011, Maher was both the Big Ten Kicker and Punter of the Year. Maher's 20 field goals in 2012 rank second in school history and his 119 points are an NU record for a kicker. He also averaged better than 41.5 yards per punt. Maher played five seasons in the NFL, and currently serves as a special teams assistant for the Huskers.
- **Kenny Bell** was one of the most prolific receivers in school history with 181 career receptions for 2,689 yards, totals that both rank second in NU history. Bell earned All-Big Ten honors three times during his career, including first-team honors as a senior and second-team accolades as a sophomore. Bell's 49 career starts are among the most in school history. Bell spent four seasons in the NFL following his college career.
- **Dennis Leblanc** has been a fixture in Husker Athletics over the past four decades and is the recipient of the Lyell Bremser Special Merit Award. Since Leblanc joined the academic staff in 1987, nearly 4,000 Husker student-athletes have earned their degrees, and Nebraska has been among the national leaders in Academic All-Americans and graduation rates. **Dr. Robert Dugas** was affiliated with Nebraska Football for the majority of the past 35 years as an orthopedic surgeon, serving hundreds of Husker athletes during his time in Lincoln. An All-America player and Academic All-American at LSU, Dugas is a member of the LSU Athletic Hall of Fame.

## BIG TEN STANDINGS

| Place | Team            | Overall    | Big Ten    |
|-------|-----------------|------------|------------|
| 1.    | Illinois        | 2-0        | 0-0        |
|       | Indiana         | 2-0        | 0-0        |
|       | Maryland        | 2-0        | 0-0        |
|       | Michigan State  | 2-0        | 0-0        |
|       | Minnesota       | 2-0        | 0-0        |
|       | <b>Nebraska</b> | <b>2-0</b> | <b>0-0</b> |
|       | Ohio State      | 2-0        | 0-0        |
|       | Oregon          | 2-0        | 0-0        |
|       | Penn State      | 2-0        | 0-0        |
|       | Purdue          | 2-0        | 0-0        |
|       | Rutgers         | 2-0        | 0-0        |
|       | USC             | 2-0        | 0-0        |
|       | Washington      | 2-0        | 0-0        |
|       | Wisconsin       | 2-0        | 0-0        |
| 15.   | Northwestern    | 1-1        | 0-0        |
|       | Iowa            | 1-1        | 0-0        |
|       | Michigan        | 1-1        | 0-0        |
| 18.   | UCLA            | 0-2        | 0-0        |

## PLAYER OF THE WEEK NOMINEES

| OPP. | OFF.    | DEF.      | SPEC.      | FROSH    |
|------|---------|-----------|------------|----------|
| CIN  | Johnson | Hartzog   | Cunanan    | Wilson   |
| AKR  | Raiola  | Singleton | Barney Jr. | Pietrzak |
| HCU  |         |           |            |          |
| MICH |         |           |            |          |
| MSU  |         |           |            |          |
| MD   |         |           |            |          |
| MINN |         |           |            |          |
| NU   |         |           |            |          |
| USC  |         |           |            |          |
| UCLA |         |           |            |          |
| PSU  |         |           |            |          |
| IOWA |         |           |            |          |

*Bold indicates winner*

## 2025 HUSKER HONORS

### JACORY BARNEY JR., SO., WR

- Paul Hornung Award Watch List

### KEVIN GALLIC, SR., LS

- Patrick Mannelly Award Watch List

### EMMETT JOHNSON, JR., RB

- Doak Walker Award Watch List

### DANE KEY, SR., WR

- Senior Bowl Top 300 List

### TEDDY PROCHAZKA, SR., OL

- Allstate Wuerffel Trophy Watch List
- Allstate AFCA Good Works Team Nominee

### DYLAN RAIOLA, QB

- Maxwell Award Watch List
- Polynesian Player of the Year Watch List

## LAST GAME

### NEBRASKA 68, AKRON 0

| TEAM STATS         | AKRON  | NU      |
|--------------------|--------|---------|
| First Downs        | 13     | 31      |
| Rushes-Yards       | 36-113 | 33-234  |
| Passes             | 9-23-0 | 32-40-0 |
| Passing Yards      | 62     | 494     |
| Total Offense      | 175    | 728     |
| 3rd Downs          | 1-14   | 8-10    |
| Turnovers          | 1      | 1       |
| Penalties          | 1-5    | 6-71    |
| Time of Possession | 29:50  | 30:10   |

### NU RUSHING LEADER

Emmett Johnson—14 carries, 140 yards, 2 TD

### NU PASSING LEADER

Dylan Raiola—24-31-0, 364 yards, 4 TD

### NU RECEIVING LEADERS

Jacory Barney Jr.—7 receptions, 132 yards

Nyziah Hunter—4 receptions, 82 yards

Luke Lindenmeyer—3 receptions, 44 yards, TD

Dane Key—3 receptions 35 yards, TD

### NU DEFENSIVE LEADERS

Kade Pietrzak—4 tackles, 2 TFL, Safety

DeShon Singleton—3 tackles, PBU, Hurry

Cam Lenhardt—3 tackles, TFL

Rex Guthrie—3 tackles, TFL, PBU

### NU SPECIAL TEAMS LEADERS

Kyle Cunanan—9-9 PAT, 1-1 FG

Jacory Barney Jr.—4 punt returns, 87 yards, 39-yard punt return

## NOTING LAST GAME

- Nebraska's 68-point margin of victory was the largest for the Huskers since a 70-0 win at Kansas in 1986.
- NU's 68 points were its most since scoring 73 in a victory over Idaho State in 2012.
- The shutout was Nebraska's first since a 33-0 victory over Arizona in the 2009 Holiday Bowl.
- Nebraska's 728 yards of total offense were the eighth-most in school history and the most by Nebraska since 784 yards against FAU in 2014.
- The Huskers' 494 passing yards were the second-most in school history and the most since a school-record 519 yards against Kansas State in 2007. It marked the 10th 400-yard passing game in school history.
- Quarterback Dylan Raiola completed 24-of-31 passes for a career-high 364 yards and a career-best four touchdowns. His 364 yards are the most by a Husker since 2018, and it was the first four TD passing game by a Nebraska player since 2015.
- Running back Emmett Johnson had a career-high 140 yards on 14 carries, including 134 yards before halftime. Johnson had a career-best three touchdowns, including two rushing TDs and a receiving score.
- Sophomore Jacory Barney Jr. had a career-high 132 receiving yards, the most by a Husker since 2022.
- Barney had four punt returns for 87 yards, the most by a Husker since 2014, while his 39-yard return was the longest for NU since 2019.

## HUSKERS PRODUCE DOMINANT VICTORY OVER AKRON

Nebraska posted a 68-0 victory over Akron last Saturday in Lincoln, marking one of the Huskers' most dominant victories in the past several decades.

- The 68-0 victory marked Nebraska's most lopsided win since a 70-0 shutout at Kansas in 1986.
- Nebraska's 68 points were its most since a 73-7 victory over Idaho State in 2012. Nebraska had topped 50 points just 10 times since that victory and had not posted more than 60 points since the win over Idaho State.
- Nebraska posted its first shutout since a 33-0 victory over Arizona in the 2009 Holiday Bowl.
- The Huskers produced 728 yards of total offense which ranks as the eighth-most in school history and the most since posting 784 yards against FAU in 2014.
- Nebraska's 494 passing yards were the second-most in school history and the most since a school-record 519 passing yards against Kansas State in 2007. It was the 10th game with at least 400 passing yards in school history and the first since 2018 at Wisconsin.
- Nebraska produced a 300-yard passer (Raiola), a 100-yard rusher (Johnson) and a 100-yard receiver (Barney Jr.). It marked the first time Nebraska has accomplished that trifecta since a 2022 game against Georgia Southern.
- Nebraska had 11 offensive plays that covered at least 20 yards in the victory.

## BLACKSHIRTS STIFLING OPPONENTS

The Nebraska Blackshirts posted their first shutout in 16 seasons against Akron, continuing their recent dominant play, particularly at Memorial Stadium.

- The Huskers held Akron to 62 passing yards, after limiting Cincinnati to 69 yards through the air in the season opener. It marks the first time Nebraska has held back-to-back opponents to fewer than 100 passing yards since the final two games of the 2019 season (Maryland, 57 yards; Iowa, 99 yards).
- Nebraska ranks second nationally in passing yards allowed per game at just 65.5 yards per contest. The 45.8 percent opponent completion rate is the third-best in the country, and Nebraska is the only team in the FBS ranks to not allow a completion of at least 20 yards.
- Nebraska's four most recent opponents have found scoring extremely difficult. In the first half of the past four games, Nebraska has not allowed a touchdown and has allowed just five combined points (Akron, 0; Cincinnati, 3; Boston College, 2; Iowa, 0).
- The shutout of Akron marked the eighth consecutive game at Memorial Stadium that Nebraska has not allowed a rushing touchdown. The last opponent to score a rushing touchdown in Lincoln was Iowa in the 2023 regular-season finale.

## RAIOLA IN YEAR TWO AS STARTING QUARTERBACK

**Dylan Raiola** has started all 15 games of his Nebraska career. In 2024, he guided the Huskers to a 7-6 record while becoming the first true freshman quarterback in school history to win a bowl game. Raiola has opened the 2025 season in impressive form. He has completed 57-of-73 passes for 607 yards and six touchdowns. Raiola had a career-best 364 passing yards and a career-high four touchdowns against Akron.

- Raiola completed his first nine passes against the Zips after completing his final 11 against Cincinnati. The 20 consecutive completions are a Nebraska record, bettering the previous record of 15 straight by Dave Humm against Kansas in 1974.
- Raiola has completed 78.1 percent of his passes and better than 75 percent in each of the first two games. His completion percentage ranks fifth nationally.
- Raiola's 364 passing yards against Akron bettered his previous career high of 297 yards against Illinois in 2024. It was the most passing yards by a Husker since Adrian Martinez threw for 384 yards at Wisconsin in 2018.
- The four passing touchdowns against Akron surpassed Raiola's previous high of three touchdowns last season against Illinois. It was the first time a Husker quarterback had four passing touchdowns since Ryker Fyfe had four at Purdue in 2015.
- Raiola's 33 completions against Cincinnati were the fourth-most in school history and just three shy of the school record. His 78.6 completion percentage was the best of his college career. He has completed at least 70 percent of his passes in eight of 15 career games, including five of the past six games.
- With 364 passing yards against Akron, Raiola increased his career total to 3,426 yards, moving him into 10th place on the Nebraska career passing list.

### MOST PASSING YARDS BY A BIG TEN TRUE FRESHMAN (SINCE 2000)

| RK. | PLAYER               | SCHOOL          | YEAR        | YARDS        |
|-----|----------------------|-----------------|-------------|--------------|
| 1.  | Christian Hackenberg | Penn St.        | 2013        | 2,955        |
| 2.  | <b>Dylan Raiola</b>  | <b>Nebraska</b> | <b>2024</b> | <b>2,819</b> |
| 3.  | Chad Henne           | Michigan        | 2004        | 2,743        |
| 4.  | Adrian Martinez      | Nebraska        | 2018        | 2,617        |

### RETURNING FBS COMPLETION PERCENTAGE LEADERS FROM 2024

| RK. | PLAYER              | SCHOOL          | CLASS      | PCT.        |
|-----|---------------------|-----------------|------------|-------------|
| 1.  | Haynes King         | Georgia Tech    | Sr.        | 72.9        |
| 2.  | Mikey Keene         | Michigan*       | Sr.        | 70.5        |
| 3.  | Fernando Mendoza    | Indiana*        | Jr.        | 68.7        |
| 4.  | Brendon Lewis       | North Carolina* | Sr.        | 67.6        |
| 5.  | <b>Dylan Raiola</b> | <b>Nebraska</b> | <b>So.</b> | <b>67.1</b> |

\*transfer in his first year at the school

- Raiola threw for 2,819 yards and 13 touchdowns in 2024 with a 67.1 completion percentage. His completion percentage and passing yardage were both NU freshman records. Overall, Raiola ranked third in school history in season completion percentage and seventh in passing yards.
- Nationally, Raiola ranked 13th in completion percentage among all FBS quarterbacks in 2024, and he led all FBS freshmen in completion percentage. Raiola also led all true freshmen and ranked third overall among all freshmen in passing yards.
- Raiola's 2,819 passing yards were the most by a true freshman Big Ten quarterback since 2013 and marked the second-best passing season by a Big Ten true freshman this century.

### SIX CAPTAINS SELECTED TO LEAD 2025 HUSKERS

Nebraska elected six season captains for the 2025 season. This marks the first time in Coach Matt Rhule's three seasons that Nebraska has selected season-long captains. The group includes five senior veterans along with sophomore quarterback **Dylan Raiola**.

- Raiola has started all 15 games in his Nebraska career and surpassed 3,000 career passing yards in the season opener against Cincinnati. He is just the third sophomore to serve as a season captain for Nebraska in the modern era.
- Senior guard **Henry Lutovsky** has made 17 career starts for the Huskers, playing both guard positions in his career. Lutovsky started 11 games last season.
- Kentucky transfer **Dane Key** is one of the nation's most productive returning receivers. In his first year with the Huskers, Key has 37 career collegiate starts and has 135 career receptions.
- Fifth-year senior **Marques Buford Jr.** has spent his entire career at Nebraska. Buford has played in 42 career games with 28 starts and has spent time at both safety and cornerback in his career.
- Senior rover **DeShon Singleton** is in his fourth season in the Nebraska program. Singleton has made 20 career starts for the Huskers, including all 16 games the past two years, and has 103 career tackles.
- Cornerback **Ceyair Wright** is in his second season at Nebraska after transferring from USC. Wright has 25 career starts, including 10 at Nebraska, and has three career interceptions.

### HUSKER SPECIAL TEAMS MAKE MARK

Through two games Nebraska has shown improved special teams, highlighted by a strong punt return effort against Akron.

- Nebraska had 92 punt return yards against Akron, including four returns for 87 yards by **Jacory Barney Jr.** The 92 punt return yards in that game alone bettered Nebraska's punt return totals for each of the past four seasons. As a team, Nebraska had 73 yards in 2024, 48 yards in 2023, 66 punt return yards in 2022 and 27 total punt return yards in 2021.
- Barney's 87 punt return yards were the most by a Husker since De'Mornay Pierson-El had 134 punt return yards at Iowa in 2014. His 39-yard punt return in the third quarter was the longest by a Husker since JD Spielman had a 76-yard punt return against South Alabama in 2019.
- Place-kicker **Kyle Cunanan** is a perfect 3-of-3 on field goals through two games, including a career-long 52-yarder against Cincinnati. Cunanan also has six touchbacks on 11 kickoffs.
- Freshman punter **Archie Wilson** downed three of his four punts against Cincinnati inside the 20-yard line, and did not punt against Akron. Nebraska has yet to allow a punt return.
- The Huskers blocked their first kick of the season against Akron with defensive tackle **Riley Van Poppel** blocking a third-quarter Akron field goal attempt.

### 2025 OFFENSE GAME-BY-GAME

#### RUSHING

| GAME | ATT. | YDS. | TD | LONG |
|------|------|------|----|------|
| CIN  | 36   | 110  | 0  | 16   |
| AKR  | 33   | 234  | 5  | 47   |
| HCU  |      |      |    |      |
| MICH |      |      |    |      |
| MSU  |      |      |    |      |
| MD   |      |      |    |      |
| MINN |      |      |    |      |
| NU   |      |      |    |      |
| USC  |      |      |    |      |
| UCLA |      |      |    |      |
| PSU  |      |      |    |      |
| IOWA |      |      |    |      |

#### PASSING

| GAME | COM-ATT-INT | YDS | TD | LG | SACKS |
|------|-------------|-----|----|----|-------|
| CIN  | 33-42-0     | 243 | 2  | 24 | 3-10  |
| AKR  | 32-40-0     | 494 | 4  | 39 | 0-0   |
| HCU  |             |     |    |    |       |
| MICH |             |     |    |    |       |
| MSU  |             |     |    |    |       |
| MD   |             |     |    |    |       |
| MINN |             |     |    |    |       |
| NU   |             |     |    |    |       |
| USC  |             |     |    |    |       |
| UCLA |             |     |    |    |       |
| PSU  |             |     |    |    |       |
| IOWA |             |     |    |    |       |

### 2025 DEFENSE GAME-BY-GAME

#### RUSHING DEFENSE

| GAME | ATT. | YDS. | TD | LONG |
|------|------|------|----|------|
| CIN  | 30   | 202  | 2  | 29   |
| AKR  | 36   | 113  | 0  | 25   |
| HCU  |      |      |    |      |
| MICH |      |      |    |      |
| MSU  |      |      |    |      |
| MD   |      |      |    |      |
| MINN |      |      |    |      |
| NU   |      |      |    |      |
| USC  |      |      |    |      |
| UCLA |      |      |    |      |
| PSU  |      |      |    |      |
| IOWA |      |      |    |      |

#### PASSING DEFENSE

| GAME | COM-ATT-INT | YDS | TD | LG | SACKS |
|------|-------------|-----|----|----|-------|
| CIN  | 13-25-1     | 69  | 0  | 14 | 0-0   |
| AKR  | 9-23-0      | 62  | 0  | 19 | 2-12  |
| HCU  |             |     |    |    |       |
| MICH |             |     |    |    |       |
| MSU  |             |     |    |    |       |
| MD   |             |     |    |    |       |
| MINN |             |     |    |    |       |
| NU   |             |     |    |    |       |
| USC  |             |     |    |    |       |
| UCLA |             |     |    |    |       |
| PSU  |             |     |    |    |       |
| IOWA |             |     |    |    |       |

#### SACKS/TFL

| GAME | SACKS | YARDS | TFL | YARDS |
|------|-------|-------|-----|-------|
| CIN  | 0     | 0     | 2   | 7     |
| AKR  | 2     | 12    | 9   | 27    |
| HCU  |       |       |     |       |
| MICH |       |       |     |       |
| MSU  |       |       |     |       |
| MD   |       |       |     |       |
| MINN |       |       |     |       |
| NU   |       |       |     |       |
| USC  |       |       |     |       |
| UCLA |       |       |     |       |
| PSU  |       |       |     |       |
| IOWA |       |       |     |       |



## NEBRASKA UNDER RHULE

|                                          |       |
|------------------------------------------|-------|
| Overall .....                            | 14-13 |
| vs. AP Ranked Teams.....                 | 0-6   |
| vs. AP Top-10 Teams .....                | 0-2   |
| vs. Unranked Teams.....                  | 13-7  |
| Home .....                               | 10-5  |
| Road .....                               | 2-8   |
| Neutral.....                             | 2-0   |
| In August .....                          | 2-1   |
| In September.....                        | 6-3   |
| In October .....                         | 4-2   |
| In November .....                        | 1-7   |
| In December.....                         | 1-0   |
| In January .....                         | 0-0   |
| Individual Has 100+ Rushing Yards .....  | 4-1   |
| Individual Has 100+ Receiving Yards..... | 2-0   |
| When Rushing for 200 or More Yards.....  | 4-1   |
| When Rushing for 300 or More Yards.....  | 1-0   |
| When Passing for 200 or More Yards ..... | 7-3   |
| When Passing for 300 or More Yards ..... | 1-0   |
| When Scoring 30 or More Points .....     | 6-0   |
| When Scoring 40 or More Points .....     | 3-0   |
| When Allowing 10 or Fewer Points .....   | 8-0   |
| When Allowing 20 or Fewer Points .....   | 13-5  |
| When Committing Zero Turnovers .....     | 4-0   |
| When Winning Turnover Margin .....       | 7-1   |
| When Scoring First .....                 | 11-3  |
| When Leading at Halftime.....            | 12-3  |
| When Trailing at Halftime .....          | 0-8   |
| When Tied at Halftime .....              | 2-2   |
| Games Decided by 11 Points or More ..... | 10-3  |
| Games Decided by 10 Points or Less.....  | 4-10  |
| Games Decided by 7 Points or Less.....   | 3-9   |
| Games Decided by 3 Points or Less.....   | 1-5   |
| Overtime Games .....                     | 0-2   |

## RHULE'S COLLEGE CAREER

|                                          |       |
|------------------------------------------|-------|
| Overall .....                            | 61-56 |
| vs. AP Ranked Teams.....                 | 3-24  |
| vs. AP Top-10 Teams .....                | 0-11  |
| vs. Unranked Teams.....                  | 57-34 |
| Home .....                               | 35-23 |
| Road .....                               | 22-29 |
| Neutral.....                             | 4-4   |
| In August .....                          | 4-2   |
| In September.....                        | 19-16 |
| In October .....                         | 19-14 |
| In November .....                        | 15-20 |
| In December .....                        | 4-3   |
| In January .....                         | 0-1   |
| Individual Has 100+ Rushing Yards .....  | 24-3  |
| Individual Has 100+ Receiving Yards..... | 20-12 |
| When Rushing for 200 or More Yards.....  | 25-6  |
| When Rushing for 300 or More Yards.....  | 4-0   |
| When Passing for 200 or More Yards ..... | 38-34 |
| When Passing for 300 or More Yards ..... | 14-14 |
| When Scoring 30 or More Points .....     | 33-5  |
| When Scoring 40 or More Points .....     | 16-3  |
| When Allowing 10 or Fewer Points .....   | 26-0  |
| When Allowing 20 or Fewer Points .....   | 43-6  |
| When Committing Zero Turnovers .....     | 26-7  |
| When Winning Turnover Margin .....       | 35-6  |
| When Scoring First .....                 | 43-17 |
| When Leading at Halftime.....            | 48-11 |
| When Trailing at Halftime .....          | 9-40  |
| When Tied at Halftime .....              | 4-5   |
| Games Decided by 11 Points or More ..... | 43-24 |
| Games Decided by 10 Points or Less.....  | 18-32 |
| Games Decided by 7 Points or Less.....   | 12-27 |
| Games Decided by 3 Points or Less.....   | 7-13  |
| Overtime Games .....                     | 2-3   |

## MATT RHULE COACHING RECORD IN FIRST THREE SEASONS

| SCHOOL   | YEAR 1 | YEAR 2 | YEAR 3 |
|----------|--------|--------|--------|
| Temple   | 2-10   | 6-6    | 10-4   |
| Baylor   | 1-11   | 7-6    | 11-3   |
| Nebraska | 5-7    | 7-6    | 2-0    |

## JOHNSON THRIVING IN HUSKER BACKFIELD

Junior running back **Emmett Johnson** has been one of the Big Ten's most productive backs over the past six games since Dana Holgorsen became Nebraska's play-caller. Johnson is coming off one of his best games as a Husker with a career-high 140 rushing yards against Akron. Johnson also reached the end zone a career-best three times, including two rushing touchdowns and a touchdown catch.

- Johnson has posted back-to-back 100-yard rushing games to open the season after topping the century mark with 108 yards against Cincinnati. Johnson is the first Husker to rush for 100 yards in back-to-back games since Anthony Grant topped the century mark in each of the first three games of the 2022 season.
- Johnson had a career-long 47-yard touchdown run to open the scoring against Akron. That bettered his previous career long of 42 yards against UTEP last season. Johnson added a 36-yard run in the second quarter and had 134 of his rushing yards before halftime.
- Johnson ranks seventh nationally with 124.0 rushing yards per game and seventh nationally in yards from scrimmage at 141.0 yards per game.
- Johnson took over the lead back role in the final four games last season when Holgorsen joined the Nebraska staff. Over the last six games, Johnson averages 127.7 yards from scrimmage per game, including 93.7 rushing yards and 34.0 receiving yards per game. He averages 5.7 yards per carry in that stretch.

## MATT RHULE IN THIRD SEASON LEADING HUSKER PROGRAM

**Matt Rhule** is in his third season at Nebraska in 2025. He owns a 61-56 record in his 10 seasons as a college head coach. He took on a rebuilding project in each of his three college stops and excluding his first year at each school, Rhule boasts a 53-28 record.

- Year three has proven to be a breakthrough year for Rhule. At both of his previous college stops (Temple and Baylor), Rhule led his team to the conference championship game in his third season.
- In his third season at Temple in 2016, the Owls went 10-4 and played for the American Athletic Conference championship.
- In his third season at Baylor in 2019, the Bears were 11-3 and played for the Big 12 title.
- In his second season at Nebraska in 2024, Rhule guided the Huskers to their first winning record in eight years and first bowl win in nine years.
- Rhule posted an 8-28 combined record in his first seasons at Temple, Baylor and Nebraska. In year two at those three schools, that record improved to 20-18. In his third season at Temple and Baylor, Rhule's teams posted a combined 21-7 record.
- Rhule has matched or improved his previous season's win total every year of his college coaching career. Temple went from two wins in his first season to six wins in his second season and 10 wins in both his third and fourth seasons. Baylor went from one win in Rhule's first season to seven wins in year two and 11 wins in year three. Rhule led Nebraska to a five-win season in 2023 and a seven-win campaign in 2024.

## RHULE WIN INCREASE FROM SEASON 2 TO SEASON 3

- » Baylor: +4 (11 wins)
- » Temple: +4 (10 wins)

## HOLGORSEN COORDINATING HUSKER OFFENSE

**Dana Holgorsen** is in his first full season as Nebraska's offensive coordinator in 2025 after he coordinated the offense and called the plays for the final four games last season.

- Holgorsen boasts six full seasons of experience as an offensive coordinator at Texas Tech, Houston and Oklahoma State. In six full seasons as a coordinator, Holgorsen's offenses have averaged 402.2 passing yards per game, 524.9 total yards per game and 40.7 points per game.
- The offenses Holgorsen has coordinated have an average national finish of second in passing, third in total offense and sixth in scoring. He was the coordinator for two of the top four passing seasons in FBS history (2007 at Texas Tech and 2009 at Houston).
- Quarterbacks have thrived in Holgorsen-coached offenses. Holgorsen coached the all-time FBS leader in touchdown passes and total offense (Houston's Case Keenum) along with the FBS season record holder in completions (Texas Tech's Graham Harrell). Since Holgorsen took over the Husker offense in the final four games last season, Dylan Raiola has completed 73.9 percent of his passes, and at least 70 percent of his passes in all six games.

## DANA HOLGORSSEN'S NATIONAL RANKS AS AN OFFENSIVE COORDINATOR

| YEAR                    | SCHOOL         | YPG          | RANK       | PPG         | RANK       |
|-------------------------|----------------|--------------|------------|-------------|------------|
| 2010                    | Oklahoma State | 549.9        | 3rd        | 48.7        | 2nd        |
| 2009                    | Houston        | 563.4        | 1st        | 42.2        | 1st        |
| 2008                    | Houston        | 562.8        | 2nd        | 40.6        | 10th       |
| 2007                    | Texas Tech     | 529.6        | 2nd        | 40.9        | 7th        |
| 2006                    | Texas Tech     | 447.8        | 6th        | 32.5        | 13th       |
| 2005                    | Texas Tech*    | 495.8        | 6th        | 39.4        | 4th        |
| <b>6-SEASON AVERAGE</b> |                | <b>524.9</b> | <b>3rd</b> | <b>40.7</b> | <b>6th</b> |

\*co-offensive coordinator

- In addition to his experience as an offensive coordinator, Holgorsen has also been a successful head coach. He won 92 games in 13 seasons at West Virginia and Houston. Holgorsen is second in coaching victories at West Virginia and fifth at Houston.

## INDIVIDUALS IN HOLGORSSEN'S 19 YEARS AS A HEAD COACH OR OFFENSIVE COORDINATOR

- » 3,000-yard passing seasons: 15
- » 4,000-yard passing seasons: 9
- » 5,000-yard passing seasons: 3
- » 1,000-yard receiving seasons: 18
- » 1,000-yard rushing seasons: 6

## BUTLER TAKES OVER AS LEADER OF BLACKSHIRT DEFENSE

**John Butler** is in his first season as Nebraska's defensive coordinator in 2025 after he served as the Huskers' defensive backs coach in his first year on staff in 2024. In three games as Nebraska's defensive coordinator, Nebraska has allowed a total of 32 points, no passing touchdowns and posted its first shutout in 16 years.

- Butler served as Nebraska's defensive coordinator for the 2024 Pinstripe Bowl. NU limited Boston College to 15 points, allowing only one scoring drive longer than two yards.
- Butler helped Nebraska rank in the top 20 nationally in rushing defense, total defense and scoring defense in 2024. His defensive backs helped the Huskers record their most interceptions (11) in eight seasons.
- Butler, who was Penn State's defensive coordinator in 2013, boasts a decade of experience in the National Football League. In his 10 years in the NFL, he helped his teams win six division titles.
- Butler coached the Buffalo Bills defensive backs for five seasons from 2018 to 2023. In those five seasons, the Bills allowed the fewest passing yards in the NFL.
- Previously he spent four seasons coaching the secondary for the Houston Texans. The Texans ranked in the top three in the NFL in pass defense twice in his four seasons.

## EKELER LEADS HUSKER SPECIAL TEAMS

**Mike Ekeler** is in his first season as Nebraska's special teams coordinator in 2025. Ekeler, who coached the Husker linebackers from 2008 to 2010, served as Tennessee's special teams coordinator from 2021 to 2024.

- Ekeler brought a wealth of experience to the Husker sideline, as he has coached in every power conference (ACC, Big Ten, Big 12, Pac-12 and SEC) while serving on staffs at six of the 12 winning programs in college football history (Oklahoma, Nebraska, Georgia, Tennessee, USC and LSU).
- Tennessee led the nation in punt return yards and percentage of punts downed inside the opponent's 10-yard line over the course of Ekeler's four-year tenure.
- Ekeler's special teams units were routinely ranked in the top 25 during his time in Knoxville. In Ekeler's four seasons, Tennessee finished in the top 25 nationally in punt returns (2021, 2022, 2023, 2024), punt return defense (2021, 2022, 2023), net punting (2021, 2023), kickoff returns (2021), blocked punts (2021, 2023, 2024) and blocked kicks (2023).
- Ekeler has been a winner in his college coaching career. He has won 10 bowl games in his 20 years at a Power Four program. His teams have played for the national title three times, and he was a member of LSU's 2007 national championship team. In his first stint at Nebraska, Ekeler helped the Huskers to a pair of appearances in the Big 12 Championship Game in three seasons.

## TEAMS IN THE TOP 20 IN RUSHING, SCORING & TOTAL DEFENSE IN 2023 & 2024

- Michigan
- Nebraska
- Ohio State
- Penn State

## NEBRASKA FOOTBALL FACTS

### HISTORY

|                                            |       |
|--------------------------------------------|-------|
| Season of Football.....                    | 136th |
| All-Time Games Played .....                | 1,396 |
| National Ranking in All-Time Wins .....    | 8th   |
| All-Time Bowl Appearances .....            | 54    |
| National Ranking in Bowl Appearances ..... | 9th   |

### CHAMPIONSHIPS

|                                           |    |
|-------------------------------------------|----|
| National Championships .....              | 5  |
| Back-to-Back National Championships ..... | 2  |
| Undefeated Seasons .....                  | 11 |
| Perfect Seasons .....                     | 9  |
| Conference Championships .....            | 46 |

### RECORD BREAKDOWN

|                                       |            |
|---------------------------------------|------------|
| All-Time Record .....                 | 926-430-40 |
| All-Time Bowl Record .....            | 27-27      |
| Home Games .....                      | 565-175-20 |
| Memorial Stadium .....                | 438-152-13 |
| Record in August .....                | 16-3-0     |
| Record in September .....             | 188-56-6   |
| Record in October .....               | 371-154-19 |
| Record in November .....              | 311-181-15 |
| Record in December .....              | 25-15-0    |
| Record in January .....               | 14-21-0    |
| Record in February .....              | 1-0-0      |
| In Overtime .....                     | 8-9        |
| At Night .....                        | 109-50-3   |
| When Scoring 35+ Points .....         | 380-11     |
| When Allowing 10 Points or Less ..... | 586-47-29  |
| vs. Big Ten Teams .....               | 133-136-9  |
| » In Big Ten Play (since 2011) .....  | 53-68      |
| » Home .....                          | 29-30      |
| » Away .....                          | 24-36      |
| » Neutral .....                       | 0-2        |
| vs. Ranked Teams .....                | 106-148-3  |
| » Home .....                          | 52-50-0    |
| » Away .....                          | 28-70-3    |
| » Neutral .....                       | 26-28-0    |
| » vs. No. 1 Team .....                | 1-10-0     |
| » as No. 1 Team .....                 | 46-7-1     |

### STREAKS

|                                              |        |
|----------------------------------------------|--------|
| Consecutive Games Scoring a Point .....      | 366    |
| Consecutive Home Games Scoring a Point ..... | 374    |
| Consecutive Home Sellouts .....              | 404    |
| Record in Sellout Streak .....               | 327-77 |
| » vs. Ranked Teams .....                     | 47-40  |

### INDIVIDUAL HONORS

|                                              |     |
|----------------------------------------------|-----|
| College Football Hall of Fame Players .....  | 20  |
| College Football Hall of Fame Coaches .....  | 7   |
| First-Team All-Americans .....               | 110 |
| Unanimous All-Americans .....                | 54  |
| Academic All-Americans* .....                | 108 |
| NCAA Impact Award Winners* .....             | 9   |
| Heisman Trophy Winners .....                 | 3   |
| Walter Camp Award Winners .....              | 3   |
| Maxwell Trophy Winners .....                 | 1   |
| Outland Trophy Winners* .....                | 9   |
| Lombardi Trophy Winners .....                | 5   |
| Butkus Award Winners .....                   | 1   |
| Johnny Unitas Golden Arm Award Winners ..... | 1   |
| Davey O'Brien Award Winners .....            | 1   |
| Rimington Award Winners .....                | 1   |
| Bednarik Award Winners .....                 | 1   |
| Nagurski Trophy Winners .....                | 1   |
| Retired Jerseys .....                        | 25  |
| First-Team All-Conference Selections .....   | 520 |

\*Total leads the nation

## CHARTING THE HUSKERS

### ALL-TIME WINS

| RK. | SCHOOL     | WINS  |
|-----|------------|-------|
| 1.  | Michigan   | 1,013 |
| 2.  | Ohio State | 980   |
| 3.  | Alabama    | 975   |
| 4.  | Notre Dame | 962   |
|     | Texas      | 962   |
| 6.  | Oklahoma   | 952   |
| 7.  | Penn State | 945   |
| 8.  | Nebraska   | 926   |

### CONFERENCE TITLES

| RK. | SCHOOL   | TITLES |
|-----|----------|--------|
| 1.  | Oklahoma | 50     |
| 2.  | Nebraska | 46     |
| 3.  | Michigan | 45     |

### AP NATIONAL TITLES

| RK.  | SCHOOL     | TITLES |
|------|------------|--------|
| 1.   | Alabama    | 12     |
| 2.   | Notre Dame | 8      |
| 3.   | Oklahoma   | 7      |
| 4.   | Ohio State | 6      |
| 5.   | Miami      | 5      |
|      | USC        | 5      |
| t-7. | Nebraska   | 4      |

### COACHES POLL NATIONAL TITLES

| RK.  | SCHOOL     | TITLES |
|------|------------|--------|
| 1.   | Alabama    | 11     |
| 2.   | Oklahoma   | 6      |
| 3.   | USC        | 5      |
|      | Ohio State | 5      |
| t-5. | Nebraska   | 4      |

### BOWL APPEARANCES

| RK.  | SCHOOL     | APP. |
|------|------------|------|
| 1.   | Alabama    | 72   |
| 2.   | Texas      | 60   |
| 3.   | Georgia    | 59   |
| 4.   | Oklahoma   | 58   |
|      | Tennessee  | 58   |
| 6.   | USC        | 57   |
| 7.   | LSU        | 55   |
|      | Ohio State | 55   |
| t-9. | Nebraska   | 54   |

### HEISMAN TROPHY WINNERS

| RK.  | SCHOOL     | WINNERS |
|------|------------|---------|
| 1.   | Notre Dame | 7       |
|      | Ohio State | 7       |
|      | Oklahoma   | 7       |
|      | USC        | 7       |
| 5.   | Alabama    | 4       |
| t-6. | Nebraska   | 3       |

### NFL DRAFT PICKS

| RK. | SCHOOL     | PICKS |
|-----|------------|-------|
| 1.  | Notre Dame | 538   |
| 2.  | USC        | 534   |
| 3.  | Ohio State | 503   |
| 4.  | Michigan   | 421   |
| 5.  | Oklahoma   | 419   |
| 6.  | Alabama    | 418   |
| 7.  | Penn State | 394   |
| 8.  | LSU        | 388   |
| 9.  | Georgia    | 392   |
| 10. | Florida    | 381   |
| 11. | Texas      | 380   |
| 12. | Nebraska   | 370   |

## FBS MOST EXPERIENCED OFFENSIVE LINES ENTERING 2025

### GAMES PLAYED AMONG OL

|     |                 |     |
|-----|-----------------|-----|
| 1.  | Virginia        | 334 |
| 2.  | UTSA            | 288 |
| 3.  | Florida St.     | 265 |
| 4.  | Illinois        | 259 |
| 5.  | Oregon          | 253 |
| 6.  | Clemson         | 249 |
| 7.  | Auburn          | 236 |
| 8.  | Texas A&M       | 235 |
| 9.  | Utah            | 234 |
| 10. | Nebraska        | 227 |
|     | Mississippi St. | 227 |
|     | North Texas     | 227 |

### GAMES STARTED AMONG OL

|     |                 |     |
|-----|-----------------|-----|
| 1.  | Virginia        | 213 |
| 2.  | Illinois        | 169 |
| 3.  | Kentucky        | 166 |
| 4.  | Texas Tech      | 165 |
| 5.  | Texas A&M       | 156 |
| 6.  | UTSA            | 144 |
| 7.  | Oregon          | 143 |
| 8.  | Auburn          | 139 |
| 9.  | Clemson         | 135 |
|     | North Texas     | 135 |
| 11. | Arizona St.     | 134 |
| 12. | Mississippi St. | 128 |
| 13. | Nebraska        | 123 |

## HUSKERS POSSESS VETERAN OFFENSIVE LINE

The most experienced unit on the Nebraska team is the offensive line. Husker offensive linemen had combined to play in 227 career games with 123 career starts entering this season. Seven Husker offensive linemen have started at least 11 games in their career, all at Power Four schools.

- According to research compiled by Clemson, Nebraska's 227 combined games played by offensive linemen ranked as the 10th-most in the country entering the 2025 season. Husker offensive linemen have combined for 123 career starts, a total that ranks 13th nationally.
- **Turner Corcoran** has started 35 games for the Huskers with 30 starts at left tackle, three starts at left guard and two starts at right tackle. Corcoran had started 30 consecutive games at one point before suffering season-ending injuries during both the 2023 and 2024 seasons.
- Notre Dame transfer **Rocco Spindler** played in 40 games with 23 starts at right guard in his Irish career, and has started both games in 2025. He has played in more games than any other Husker offensive lineman.
- **Justin Evans** has started 20 games at Nebraska, including 16 starts at left guard, three starts at center and one start as a sixth offensive lineman. He is anchoring the 2025 line at center.
- **Henry Lutovsky** has made 17 starts in his Husker career, 15 at right guard and two this season at left guard.
- **Teddy Prochazka** has started 13 games for Nebraska, including 10 at left tackle. Prochazka returned after missing the entire 2024 season due to injury, and has started the first two games at right tackle.
- Alabama transfer **Elijah Pritchett** started 12 games with the Crimson Tide. He started 11 games at right tackle in 2024 and one at left tackle.
- **Gunnar Gottula** has started 11 games at left tackle, nine last season as a redshirt freshman and the first two games in 2025.

## TRANSFERS ADD EXPERIENCE & PRODUCTION TO HUSKER ROSTER

During the offseason, Nebraska added 36 newcomers to its roster. That number includes a freshman class of 21, but 15 first-year transfers add experience to the roster.

- Ten transfers came from FBS programs while five came from the FCS. Of the 10 FBS transfers, eight came from Power Four programs: Alabama, Georgia, Kentucky, Mississippi State, Missouri, Notre Dame, Oklahoma and Purdue.
- The transfers have immediately made their mark with eight earning starts in 2025.
- **Marques Watson-Trent** spent five seasons at Georgia Southern. He has played in 51 career games with 38 starts, making Watson-Trent the most experienced player on the Husker roster in terms of starts and games played. He started the opener and has three tackles this season. The 2024 Sun Belt Conference Defensive Player of the Year, Watson-Trent ranks second among all active FBS players with 368 career tackles.

### ACTIVE FBS CAREER TACKLE LEADERS

| RK. | PLAYER               | SCHOOL       | POSITION | TACKLES |
|-----|----------------------|--------------|----------|---------|
| 1.  | Jason Henderson      | Old Dominion | LB       | 444     |
| 2.  | Marques Watson-Trent | Nebraska     | LB       | 368     |
| 3.  | Levani Damuni        | Utah         | LB       | 296     |

- **Dane Key** started 36 games at Kentucky, and is Nebraska's most experienced receiver. In his first start with the Huskers, Key had six catches for 51 yards and a fourth-quarter touchdown against Cincinnati. He added a touchdown against Akron. Key has 135 career receptions for 1,956 yards and 16 touchdowns. He needs just 44 yards to post 2,000 career receiving yards.
- **Nyiah Hunter** adds further experience to the wide receiver position as he caught 40 passes for 578 yards and five touchdowns for Cal in 2024. He had six receptions for a team-high 65 yards and a touchdown in his Nebraska debut against Cincinnati and had four catches for 82 yards, all in the first half, against Akron.

## 2025 NEBRASKA FIRST-YEAR TRANSFERS

### FBS TRANSFERS

| PLAYER               | POS. | SCHOOL(S)        | GAMES | STARTS |
|----------------------|------|------------------|-------|--------|
| Marques Watson-Trent | LB   | Georgia Southern | 51    | 38     |
| Rocco Spindler       | OL   | Notre Dame       | 42    | 25     |
| Dane Key             | WR   | Kentucky         | 40    | 27     |
| Dasan McCullough     | LB   | Indiana/Oklahoma | 31    | 14     |
| Elijah Pritchett     | OL   | Alabama          | 31    | 11     |
| Nyziah Hunter        | WR   | Cal              | 14    | 10     |
| Williams Nwaneri     | DL   | Missouri         | 6     | 0      |
| Justyn Rhett         | DB   | Georgia          | 5     | 0      |
| Marcos Davila        | QB   | Purdue           | 1     | 0      |
| Gabe Moore           | DL   | Mississippi St.  | 1     | 0      |

**10 FBS transfers** **222** **135**

### FCS TRANSFERS

| PLAYER          | POS. | SCHOOL             | GAMES | STARTS |
|-----------------|------|--------------------|-------|--------|
| Kevin Gallic    | LS   | New Hampshire      | 38    | 2      |
| Andrew Marshall | DB   | Idaho              | 28    | 16     |
| Jaylen George   | DL   | East Tennessee St. | 25    | 23     |
| Jamir Conn      | DB   | Southern Illinois  | 25    | 11     |
| Kyle Cunanan    | PK   | Charlotte          | 17    | 15     |

**5 FCS transfers** **133** **67**

- Together, Key and Hunter have a combined 185 career receptions for 2,681 yards and 22 touchdowns.
- Rocco Spindler** and **Elijah Pritchett** joined Nebraska's offensive line after each was a starter for top-25 programs. Spindler started 23 games over four seasons at Notre Dame. Pritchett started 11 games at Alabama in 2024 and played in 29 games over his three years with the Crimson Tide.
- Dasan McCullough** played in 12 games with four starts as a freshman at Indiana in 2022 and then appeared in 17 games with eight starts as an Oklahoma Sooner in 2023 and 2024. McCullough has 102 career tackles with 12.5 tackles for loss and 4.0 sacks. He opened with four tackles and a PBU against Cincinnati and had two tackles against Akron.
- Nebraska added two FCS transfers to the secondary in **Jamir Conn** and **Andrew Marshall**. Conn played in 23 games with 11 starts over two seasons at Southern Illinois, registering 68 tackles with nine pass breakups and 4.5 TFLs. Marshall was a first-team All-Big Sky cornerback at Idaho in 2024. He started 14 games in two seasons with the Vandals, and has started both games in 2025.
- On the defensive line, **Jaylen George** spent three seasons at East Tennessee State, starting 23 games and totaling 54 tackles, 9.5 tackles for loss and 3.0 sacks.
- Nebraska also went to the FCS level to bolster its special teams units. **Kevin Gallic** is NU's long snapper after handling those duties for New Hampshire the past three seasons. Place-kicker **Kyle Cunanan** made 14-of-20 field goals over two seasons at Charlotte, and has connected on his first three attempts with the Huskers, including a career-long 52-yarder against Cincinnati.

## SINGLE-DIGIT NUMBERS AWARDED THROUGH TEAM VOTE

For the third straight season, single-digit jersey numbers were awarded to the players who best represent what it means to be a Husker. The single-digit honorees were chosen through a players-only vote and the players then got to choose which single-digit number they wanted.

- The tradition of single-digit numbers being reserved for the chosen few dates back to Rhule's time at Temple.

"I got really tired of having a guy in my program who was there for three years, four years, really busted his tail and represented the program the right way, and he finally gets to be a senior and wants to wear a single digit, he's earned it...and invariably coaches give [a recruit] a single digit to get him to come there. It never felt right to me. It should be something earned. It's really just who do we want our players to say 'this is a guy who represents everything it means to be a Husker. He's tough, he's hard working, he's competitive'. It's not a popularity contest, it's an opportunity for our team to say these are the guys that embody everything it means to be a Husker."

- The 10 players listed below were selected by their teammates to be worthy of having a single-digit number this season. **Marques Buford Jr.**, **Malcolm Hartzog Jr.** are wearing a single-digit number for the second straight year while senior defensive back **DeShon Singleton** is in No. 8 for a third straight year. The other seven players earned a single-digit for the first time.

### NEBRASKA SINGLE-DIGIT JERSEY PLAYERS

- » No. 0 Javin Wright, LB
- » No. 1 Ceyair Wright, DB
- » No. 2 Jacory Barney Jr., WR
- » No. 3 Marques Buford Jr., DB\*
- » No. 4 Janiran Bonner, WR
- » No. 5 Riley Van Poppel, DL
- » No. 6 Dane Key, WR
- » No. 7 Malcolm Hartzog Jr., DB\*
- » No. 8 DeShon Singleton, DB\*
- » No. 9 Vincent Shavers Jr., LB

\*also wore a single-digit jersey during the 2024 season

## CHARTING THE HUSKERS

### CONSECUTIVE HOME SELLOUTS

| RK. | SCHOOL          | SELLOUTS   |
|-----|-----------------|------------|
| 1.  | <b>Nebraska</b> | <b>405</b> |
| 2.  | Oklahoma        | 161        |

### NATIONAL TITLES SINCE 1970

| RK. | SCHOOL          | TITLES   |
|-----|-----------------|----------|
| 1.  | Alabama         | 12       |
| 2.  | <b>Nebraska</b> | <b>5</b> |
|     | Miami           | 5        |

### WINS SINCE 1970

| RK. | SCHOOL          | WINS       |
|-----|-----------------|------------|
| 1.  | Ohio State      | 526        |
| 2.  | Oklahoma        | 517        |
| 3.  | Alabama         | 512        |
| 4.  | Georgia         | 497        |
| 5.  | Michigan        | 496        |
| 6.  | Penn State      | 493        |
| 7.  | <b>Nebraska</b> | <b>492</b> |

### 9-WIN SEASONS

| RK. | SCHOOL          | SEASONS   |
|-----|-----------------|-----------|
| 1.  | Alabama         | 55        |
| 2.  | <b>Nebraska</b> | <b>50</b> |
|     | Oklahoma        | 50        |

### 10-WIN SEASONS

| RK. | SCHOOL          | SEASONS   |
|-----|-----------------|-----------|
| 1.  | Alabama         | 43        |
|     | Oklahoma        | 43        |
| 3.  | Michigan        | 32        |
|     | Ohio State      | 32        |
| 5.  | <b>Nebraska</b> | <b>27</b> |

### WEEKS RANKED IN AP POLL

| RK. | SCHOOL          | WEEKS      |
|-----|-----------------|------------|
| 1.  | Ohio State      | 1,002      |
| 2.  | Michigan        | 930        |
| 3.  | Oklahoma        | 908        |
| 4.  | Alabama         | 893        |
|     | Notre Dame      | 893        |
| 6.  | USC             | 819        |
| 7.  | Texas           | 793        |
| 8.  | <b>Nebraska</b> | <b>732</b> |
| 9.  | Penn State      | 714        |

### WEEKS RANKED NO. 1 IN AP POLL

| RK. | SCHOOL          | WEEKS     |
|-----|-----------------|-----------|
| 1.  | Alabama         | 141       |
| 2.  | Ohio State      | 108       |
| 3.  | Oklahoma        | 101       |
| 4.  | Notre Dame      | 98        |
| 5.  | USC             | 91        |
| 6.  | Florida State   | 72        |
| 7.  | <b>Nebraska</b> | <b>70</b> |
| 8.  | Miami           | 68        |



## WATCH LIST HUSKERS

Several Huskers were named to preseason watch lists. The offensive side of the ball was particularly well represented with five players earning preseason recognition.

- **Jacory Barney Jr.** was named to the Paul Hornung Award watch list, which is presented annually to the most versatile player in major college football. Barney led Nebraska with 55 catches in 2024, tying the Nebraska freshman receptions record, while totaling 447 receiving yards. He also led Nebraska in kickoff return yards and ranked second on the team in punt return yards, all-purpose yards and rushing touchdowns.
- **Emmett Johnson** was named to the Doak Walker Award watch list, an annual award presented to the nation's most outstanding college running back. Johnson led Nebraska with 884 scrimmage yards last season, including ranking second on the team with 598 rushing yards. He also caught 39 passes for 286 yards. Over the final four games of the season, Johnson averaged 121.0 scrimmage yards per game.
- **Dylan Raiola** was named to the Maxwell Award watch list, an award presented annually to the College Player of the Year, and was on the Polynesian Player of the Year watch list. Raiola was a semifinalist for the Shaun Alexander Freshman of the Year award in 2024, when he set Nebraska freshman records in passing yards (2,819) and completion percentage (67.1).
- **Teddy Prochazka** was named to the Allstate Wuerffel Trophy watch list and was a nominee for the Allstate Good Works team. The Wuerffel trophy honors student-athletes who are inspired to serve others and make positive impacts on society. The Good Works Team recognizes players for their commitment to community service and leadership beyond the gridiron. Prochazka is one of the most active Huskers in the community, as he participated in more than 45 community events during the 2024-25 academic year.
- **Dane Key**, a first-year transfer from Kentucky, was named to the 2026 Senior Bowl Top 300 list. Key caught 126 passes for 1,870 yards and 14 touchdowns as a Wildcat from 2022 to 2024.
- **Kevin Gallic**, a first-year transfer from FCS New Hampshire, was named to the watch list for the Patrick Mannelly Long Snapper Award, presented annually to the nation's top long snapper.

## 12 PLAYING 2025 SEASON AS COLLEGE GRADUATES

A dozen Huskers are playing this season as college graduates, including nine players who earned their degrees from Nebraska and three players who joined the Husker program as graduate transfers. Seven additional Huskers are on track to earn their degrees in December.

## NEBRASKA GRADUATES

- |                      |                        |
|----------------------|------------------------|
| » Michael Booker III | » Elijah Jeudy         |
| » Derek Branch       | » Henry Lutovsky       |
| » Marques Buford Jr. | » Teddy Prochazka      |
| » Turner Corcoran    | » Rocco Spindler       |
| » Heinrich Haarberg  | » Marques Watson-Trent |
| » Jalyn Gramstad     | » Javin Wright         |

## NOTES FROM NEBRASKA'S 2024 SEASON

Nebraska finished with a 7-6 record under Matt Rhule in 2024. Five of the six losses came in one-possession games, including a four-point road loss at eventual national champion Ohio State.

- Nebraska posted the program's most wins (7) and first winning record in eight seasons.
- The Huskers made a bowl game for the first time in eight seasons and won a bowl game for the first time in nine seasons.
- Nebraska went undefeated (4-0) against non-conference opponents for the first time in 19 seasons (since the 2005 season).
- The Huskers ranked in the top 20 nationally in rushing defense, scoring defense and total defense.
- Nebraska held seven of its 13 opponents to 15 or fewer points.
- Offensively, NU had the third-most improved passing offense in the country from the 2023 to the 2024 season, passing for 1,338 more yards in 2024 compared to 2023.
- Quarterback **Dylan Raiola** set Nebraska freshman records for passing yards and completion percentage, while **Jacory Barney Jr.** had the most catches by a freshman in school history (55).

## NEBRASKA AMONG TOP ALL-TIME PROGRAMS

Nebraska is playing its 136th football season this fall, and the Huskers have historically been one of the top programs in college football history.

- NU ranks eighth in NCAA history with 926 wins and ninth with 54 all-time bowl game appearances.
- The Huskers have won five national titles. Nebraska's four Associated Press national championships (1970, 1971, 1994, 1995) rank seventh all-time and NU's four coaches poll titles (1971, 1994, 1995, 1997) rank fifth.
- Nebraska's 46 conference titles rank second in NCAA history.

## HUSKERS ALSO EXCEL IN THE CLASSROOM

In addition to being one of the winningest and most successful program in NCAA history, the Nebraska football program has also led the way in the classroom.

- Nebraska football has produced more Academic All-Americans (108) and more NCAA Impact Award (formerly Top Ten) winners (9) than any other team in any sport in NCAA history.
- Nebraska led the Big Ten with 73 Academic All-Big Ten selections for the 2024 season.
- Following the 2025 spring semester, the cumulative grade-point average for all members of the Nebraska football team was 3.304, the highest in recorded history.

# 2025 NEBRASKA SEASON NOTEBOOK

## SCHEDULE NOTES

- Nebraska's schedule consists of three non-conference games to open the season followed by nine Big Ten contests. In Big Ten Conference play, the Huskers will play Iowa, Maryland, Michigan, Michigan State, Minnesota, Northwestern, Penn State, UCLA and USC. Nebraska will not play Illinois, Indiana, Ohio State, Oregon, Purdue, Rutgers, Washington or Wisconsin.
- Nebraska plays three non-Saturday games, playing once on Thursday (Cincinnati) and twice on Friday (at Minnesota, Iowa). The Huskers are one of seven teams from a power conference who play three weekday games in 2025 (also Cal, Houston, Minnesota, North Carolina, North Carolina State and Rutgers).
- The 2025 season began with a win over Cincinnati in Kansas City. NU opened away from home for the fifth time in six seasons.
- After beginning conference play with consecutive home games, Nebraska will play four Big Ten road games in a span of six games. That includes back-to-back road games at Maryland and Minnesota just six days apart in October.
- Nebraska wraps up the regular season at home against Iowa the day after Thanksgiving (Nov. 28), the 36th straight year the Huskers will play on Black Friday.
- The Huskers will appear on multiple national television networks this season. Television designations are set for six of Nebraska's 12 games, and in those six games the Huskers will appear on the Big Ten Network, CBS, ESPN, FOX and FS1.

## COACHING STAFF NOTES

- Matt Rhule** is in his third season at Nebraska in 2025. Rhule is in his 13th season as a head coach after previously leading programs at Temple (2013-16) and Baylor (2017-19) along with an NFL stint as head coach of the Carolina Panthers (2020-22).
- Rhule owns a career record of 61-56 as a college head coach. He has a proven record as a program builder after taking on rebuilding projects at Temple, Baylor and Nebraska. Excluding his first season at each school, that record improves to 53-28.
- Rhule's college teams have taken a major step forward in his third season. Temple improved by four wins in Rhule's third season in 2014 and Baylor also improved by four wins in his third season in 2019. Rhule took both Temple and Baylor to the conference championship game in his third season.
- Nebraska features three new full-time coordinators this season. **Dana Holgorsen** is in his first full season as the Huskers' offensive coordinator after he served in that role for the final four games of the 2024 campaign. **John Butler** is in his first year as Nebraska's defensive coordinator after he coached the cornerbacks and was NU's defensive pass game coordinator in 2024. New to the staff is **Mike Ekeler**, who serves as special teams coordinator following

a successful four-year run in the same role at Tennessee.

- Other new assistant coaches include: **Phil Snow** (associate head coach); **Terry Bradden** (defensive line); **Daikiei Shorts Jr.** (wide receivers); **Phil Simpson** (outside linebackers); and **Addison Williams** (secondary).

## ROSTER NOTES

- Nebraska's roster features 125 players. Nearly three-quarters of the roster is comprised of underclassmen with almost half of the roster classified as freshmen.

### HUSKER ROSTER CLASS BREAKDOWN

| CLASS      | TOTAL | % OF ROSTER |
|------------|-------|-------------|
| Freshmen*  | 56    | 45%         |
| Sophomores | 35    | 28%         |
| Juniors    | 15    | 12%         |
| Seniors    | 19    | 15%         |

\*21 true freshmen and 35 redshirt freshmen

- The roster features 89 returning players and 36 newcomers. Nebraska returns a total of 10 starters and 38 letterwinners.
- Nebraska added 15 transfers and 21 true freshmen to its roster in 2025. Among the 15 transfers are 11 FBS transfers and four FCS transfers.
- Nine of Nebraska's FBS 11 transfers came from Power Conference programs (Alabama, Cal, Georgia, Kentucky, Mississippi State, Missouri, Notre Dame, Oklahoma and Purdue).
- The roster features players from 29 states and three foreign countries (Australia, Germany and New Zealand).
- Nebraska has had a letterwinner from 47 of the 50 states in its history, missing only Idaho, New Hampshire and Rhode Island.
- States with multiple players on the roster include: Nebraska (36), Texas (10), Missouri (7), California (6), Florida (6), Iowa (6), Pennsylvania (5), Arizona (4), Colorado (4), Georgia (4), Kansas (4), Louisiana (3), New Jersey (3), Hawaii (2), Illinois (2), Kentucky (2), Maryland (2), Michigan (2), Minnesota (2), Mississippi (2) and South Dakota (2).
- The states of Indiana, Montana, Nevada, North Dakota, New York, Tennessee, Utah and Wisconsin are each represented with one player on Nebraska's 2025 roster.
- The players who are wearing a single-digit jersey number (0-9) earned the right to wear that number through a team vote.

## ACADEMIC NOTES

- A total of 12 Huskers are playing the 2025 season as graduates, including players who earned their degree at another institution before transferring to Nebraska.

### HUSKERS WHO HAVE EARNED DEGREES

|                      |                        |
|----------------------|------------------------|
| » Michael Booker III | » Elijah Jeudy         |
| » Derek Branch       | » Henry Lutovsky       |
| » Marques Buford Jr. | » Teddy Prochazka      |
| » Turner Corocran    | » Rocco Spindler       |
| » Heinrich Haarberg  | » Marques Watson-Trent |
| » Jalyyn Gramstad    | » Javin Wright         |

## HOME OF THE HUSKERS



Memorial Stadium celebrated its 100th year in 2023. In the fall of 1922, a drive for \$430,000 in stadium construction funds was undertaken by faculty, students, alumni and friends of the University.

The stadium was named Memorial Stadium to honor all Nebraskans who served in the Civil and Spanish-American Wars; the 751 Nebraskans who died in World War I; the 3,839 in World War II; the 225 in Korea; the 422 in Vietnam; and those in Iraq.

Construction was completed in a few more than 90 working days and Memorial Stadium was dedicated on Oct. 20, 1923, at the Homecoming game in which Nebraska was held to a scoreless tie by Kansas.

The field at Memorial Stadium was named Tom Osborne Field - after the Huskers' legendary Hall-of-Fame coach - in 1998, one year after Osborne's retirement following 25 years and 255 victories as head coach.

## TOP 10 HOME CROWDS

| RK. | DATE           | OPPONENT      | ATT.   |
|-----|----------------|---------------|--------|
| 1.  | Sept. 20, 2014 | Miami         | 91,585 |
| 2.  | Sept. 14, 2013 | UCLA          | 91,471 |
| 3.  | Aug. 30, 2014  | Fla. Atlantic | 91,441 |
| 4.  | Nov. 29, 2013  | Iowa          | 91,260 |
| 5.  | Sept. 27, 2014 | Illinois      | 91,225 |
| 6.  | Nov. 22, 2014  | Minnesota     | 91,186 |
| 7.  | Aug. 31, 2013  | Wyoming       | 91,185 |
| 8.  | Nov. 2, 2013   | Northwestern  | 91,140 |
| 9.  | Nov. 1, 2014   | Purdue        | 91,107 |
| 10. | Oct. 25, 2014  | Rutgers       | 91,088 |

## TOP 5 SEASON ATTENDANCE

| RK. | YEAR | GAMES | TOTAL   | AVG.   |
|-----|------|-------|---------|--------|
| 1.  | 2014 | 7     | 638,744 | 91,249 |
| 2.  | 2013 | 8     | 727,466 | 90,933 |
| 3.  | 2016 | 7     | 631,402 | 90,200 |
| 4.  | 2015 | 7     | 629,986 | 89,998 |
| 5.  | 2017 | 7     | 628,583 | 89,798 |

## LONGEST HOME WIN STREAKS

| RK. | BEGAN          | ENDED         | WINS |
|-----|----------------|---------------|------|
| 1.  | Oct. 19, 1991  | Oct. 31, 1998 | 47   |
| 2.  | Sept. 28, 1901 | Oct. 20, 1906 | 33   |
| 3.  | Nov. 27, 1998  | Nov. 2, 2002  | 26   |
| 4.  | Sept. 27, 1969 | Nov. 23, 1972 | 23   |
| 5.  | Oct. 3, 1981   | Nov. 17, 1984 | 21   |

All streaks at Memorial Stadium, except for the 33-game streak from 1901 to 1906.

## COACHING LEDGER

## NEBRASKA (2023-25)

- Head Coach

## CAROLINA PANTHERS (2020-22)

- Head Coach

## BAYLOR (2017-2019)

- Head Coach

## TEMPLE (2013-16)

- Head Coach

## NEW YORK GIANTS (2012)

- Assistant Coach (Assistant OL)

## TEMPLE (2006-11)

- Offensive Coordinator (TE)/  
Recruiting Coordinator (2011)
- Offensive Coordinator (QB)  
(2008-10)
- Assistant Coach (QB)/  
Recruiting Coordinator (2007)
- Assistant Coach (DL) (2006)

## WESTERN CAROLINA (2002-05)

- Assistant Head Coach (OL)/  
Running Game Coordinator/  
Special Teams (2005)
- Assistant Head Coach  
(Special Teams/LB) (2003-04)
- Assistant Coach  
(Special Teams/LB) (2002)

## UCLA (2001)

- Assistant Coach (Assistant DL)

## BUFFALO (1999-2000)

- Assistant Coach (DL) (2000)
- Assistant Coach (Assistant DL) (1999)

## ALBRIGHT [PA.] COLLEGE (1998)

- Assistant Coach (LB)

## HEAD COACHING RECORDS

| YEAR                      | TEAM (ROLE)       | RECORD       |
|---------------------------|-------------------|--------------|
| 2013                      | Temple            | 2-10         |
| 2014                      | Temple            | 6-6          |
| 2015                      | Temple            | 10-4         |
| 2016                      | Temple            | 10-3         |
| <b>4 SEASONS</b>          |                   | <b>28-23</b> |
| 2017                      | Baylor            | 1-11         |
| 2018                      | Baylor            | 7-6          |
| 2019                      | Baylor            | 11-3         |
| <b>3 SEASONS</b>          |                   | <b>19-20</b> |
| 2020                      | Carolina Panthers | 5-11         |
| 2021                      | Carolina Panthers | 5-12         |
| 2022                      | Carolina Panthers | 1-4          |
| <b>2+ SEASONS</b>         |                   | <b>11-27</b> |
| 2023                      | Nebraska          | 5-7          |
| 2024                      | Nebraska          | 7-6          |
| 2025                      | Nebraska          | 2-0          |
| <b>2 SEASONS</b>          |                   | <b>14-13</b> |
| <b>13 CAREER SEASONS</b>  |                   | <b>72-83</b> |
| <b>10 COLLEGE SEASONS</b> |                   | <b>61-56</b> |

# HEAD COACH MATT RHULE

2019 NATIONAL COACH OF THE YEAR



- 3RD SEASON AT NEBRASKA
- 10TH COLLEGIATE SEASON
- 13TH CAREER SEASON

Matt Rhule has a proven track record as a program builder. In his first two collegiate head coaching jobs at Temple (2013-16) and Baylor (2017-19), Rhule led both the Owls and the Bears to their most victories in school history in just his third season. He also took both teams to the conference championship game in year three.

Rhule took Temple from two wins in his first season to a school-record 10 victories in both his third and fourth seasons with an appearance in the conference championship game both seasons. He then took Baylor from one win in his first season to a school-record 11 victories in his third season and an appearance in the Big 12 Championship Game and the Sugar Bowl.

At Nebraska, Rhule led Nebraska to a 7-6 record and a bowl victory in his second season in 2024, marking the Huskers' first winning record in eight years and first bowl win in nine years.

## TAKING TEMPLE TO NEW HEIGHTS

In his tenure at Temple from 2013 to 2016, Rhule took the Owls to new heights.

- In Rhule's second season in 2014, Temple posted the program's first win over an SEC team since 1938, its first win over a ranked opponent in 16 seasons and the program's largest margin of victory in nearly 50 years.
- Rhule won 10 games in both 2015 and 2016. He is responsible for two of the three 10-win seasons in Temple's 125-year history.
- He also took the Owls to back-to-back bowl games in 2015 and 2016, the first time Temple played in a bowl in consecutive seasons.
- In 2015, Rhule led Temple to the American Athletic Conference Championship Game, the first conference title game in program history.
- The next season, Rhule guided the Owls to their second conference title in program history and the first in nearly 40 years.
- Temple has spent a total of 16 weeks ranked in the 88-year history of the Associated Press top-25 poll. More than half of those top-25 rankings (9) came under Rhule in 2015 and 2016.

## AN ENCORE AT BAYLOR

At Temple, Rhule led the Owls to their highest season win total in program history, their first conference championship game appearance and an impressive run in the national rankings. He produced an encore by repeating each of those same feats in three seasons at Baylor.

- Baylor finished with 11 losses in Rhule's first season in 2017 but two years later, he guided the Bears to 11 wins in 2019. Baylor became the first Power Conference program to go from 11 losses to 11 wins in two or fewer seasons.
- Baylor won its final two games of the 2018 season and its first nine games of the 2019 campaign. The 11 straight victories marked the second-longest winning streak in school history, while Baylor's 9-0 start in 2019 was the best start in program history.
- In his third season in 2019, Rhule led Baylor to its most wins (11) in school history, the Bears advanced to their first Big 12 Championship Game and played in the Sugar Bowl for only the second time in program history.
- Baylor finished with a No. 13 ranking in 2019, its second-highest final ranking since 1951.



# NEBRASKA COACHING STAFF



1ST YEAR

## DANA HOLGORSEN OFFENSIVE COORDINATOR

- Has been the offensive coordinator at Nebraska, Texas Tech & Oklahoma State
- Average national rank of 2nd in passing, 3rd in total offense & 6th in scoring as a coordinator



2ND YEAR

## JOHN BUTLER DEFENSIVE COORDINATOR

- Helped Nebraska rank in the top 20 nationally in total, scoring & rushing defense in 2024
- Has been the defensive coordinator at Nebraska & Penn State



3RD YEAR

## E.J. BARTHEL RUNNING BACKS

- Helped Nebraska rank 2nd in the Big Ten in rushing in 2023
- Boasts Big Ten experience at Nebraska, Penn State and Rutgers



1ST YEAR

## PHIL SNOW ASSOCIATE HEAD COACH

- Owns 28 years of experience as a defensive coordinator
- Boasts 8 years of NFL experience, including three seasons as an NFL defensive coordinator



4TH YEAR

## DONOVAN RAIOLA OFFENSIVE LINE

- Helped Nebraska rank 2nd in the Big Ten in rushing in 2023
- Has coached the offensive lines at Nebraska, Notre Dame and with the Chicago Bears



1ST YEAR

## TERRY BRADDEN DEFENSIVE LINE

- Helped the Kansas City Chiefs to five Super Bowls and three Super Bowl titles in eight years
- The Chiefs ranked in the top five in the NFL in scoring defense each of his final two seasons



3RD YEAR

## MARCUS SATTERFIELD TIGHT ENDS

- In 2025, Thomas Fidone II became the first Husker tight end drafted in 23 seasons
- Boasts 14 years of experience as an offensive coordinator plus two seasons as a head coach



3RD YEAR

## ROB DVORACEK LINEBACKERS

- 7 of his 8 coaching seasons have been spent at a Power Conference program or in the NFL
- Helped NU rank in the top 20 nationally in total & scoring defense each of his first two seasons



1ST YEAR

## DAKIEL SHORTS JR. WIDE RECEIVERS

- Has coached wide receivers in the Big Ten, SEC & Big 12
- 7 of his 8 seasons have been as a member of Dana Holgorsen-coached offensive staff



1ST YEAR

## PHIL SIMPSON OUTSIDE LINEBACKERS

- Returns to NU for his first season as an assistant coach after coaching at Florida State in 2024
- Helped Nebraska post its best statistical defense of the Big Ten era in 2023 in his first stint on staff



2ND YEAR

## GLENN THOMAS CO-OFFENSIVE COORD. / QUARTERBACKS

- Dylan Raiola set Nebraska freshman records for passing yards and completion percentage in 2024
- 11 of his 17 seasons coaching in college have been as a solo or co-offensive coordinator



1ST YEAR

## ADDISON WILLIAMS SECONDARY

- Owns 16 years of coaching experience and has coached in the Big Ten, Big 12 & SEC
- UCF led the Big 12 in pass defense in 2023 & ranked 7th nationally in pass efficiency defense in 2021



1ST YEAR

## MIKE EKELER SPECIAL TEAMS COORDINATOR

- Tennessee ranked in the top 25 in punt & kickoff returns, net punting & blocked kicks under Ekeler
- Nebraska native has coached at 6 of the 12 winningest programs in college football history



3RD YEAR

## COREY CAMPBELL HEAD FOOTBALL STRENGTH COACH

- Has been a strength coach in the NFL and in the Big Ten & Big 12
- His worked helped Nebraska win its first bowl game in nine years in 2024



# SCOUTING THE HOUSTON CHRISTIAN HUSKIES



The Houston Christian Huskies are off to a 1-1 start this season after falling 20-10 to Eastern Kentucky on the road last weekend.

The Huskies are averaging 396.5 yards per game, with 173 yards per game through the air and 223.5 yards per game on the ground. Xai'Shaun Edwards leads the HCU rushing attack with 27 carries for 200 yards and four scores, followed by Darryle Evans with 128 yards and three touchdowns on 33 rushes.

In the passing game, Jake Weir has completed 32-of-61 passes for 301 yards, two touchdowns and an interception. Tamarus Gray Jr. has a team-high 10 receptions for 80 yards, followed by Ja'Ryan Wallace with six grabs for 62 yards and a score.

Defensively, the Huskies are allowing 10 points per game and 139 yards per game. Norey Johnson leads the HCU defense with a team-high 11 tackles, followed by Rodney Dansby with 10 stops. Ravonte Blowe has tallied a team-best two tackles for loss and two sacks for the Huskies through two games.

## 2025 HOUSTON CHRISTIAN STAT LEADERS

| RUSHING           |             |      |      |       |     | PUNT RET.        |              |            |            |           |  |
|-------------------|-------------|------|------|-------|-----|------------------|--------------|------------|------------|-----------|--|
|                   | ATT.        | YDS  | YPC  | YPG   | TD  |                  | NO.          | YDS        | AVG        | TD        |  |
| Xai'Shaun Edwards | 27          | 200  | 7.4  | 100.0 | 4   | Matai Tomas      | 4            | 10         | 2.5        | 0         |  |
| Darryle Evans     | 33          | 128  | 3.9  | 64.0  | 3   |                  |              |            |            |           |  |
| Sudai Arowsaye    | 5           | 61   | 12.2 | 61.0  | 0   | <b>KICK RET.</b> | <b>NO.</b>   | <b>YDS</b> | <b>AVG</b> | <b>TD</b> |  |
|                   |             |      |      |       |     | Braylon Finney   | 5            | 104        | 20.8       | 0         |  |
| PASSING           |             |      |      |       |     | FIELD GOALS      |              |            |            |           |  |
|                   | CMP-ATT-INT | PCT  | YDS  | YPG   | TD  |                  | FG-ATT       | PCT        | LG         |           |  |
| Jake Weir         | 32-61-1     | 52.5 | 301  | 150.5 | 2   | Charlie Weinrich | 1-2          | 50.0       | 23         |           |  |
| Maddox Kopp       | 4-5-0       | 80.0 | 45   | 45.0  | 1   |                  |              |            |            |           |  |
| RECEIVING         |             |      |      |       |     | TACKLES          |              |            |            |           |  |
|                   | REC.        | YDS  | YPC  | YPG   | TD  |                  | TACK         | TFL        | SCK        |           |  |
| Tamarus Gray Jr.  | 10          | 80   | 8.0  | 40.0  | 0   | Norey Johnson    | 11           | 0.5        | --         |           |  |
| Ja'Ryan Wallace   | 6           | 62   | 10.3 | 31.0  | 1   | Rodney Dansby    | 10           | 1.0        | --         |           |  |
| Deuce McMillan    | 4           | 27   | 6.8  | 13.5  | 1   | Thio Georges     | 6            | 1.5        | --         |           |  |
| Sam Peiffer       | 3           | 31   | 10.3 | 31.0  | 0   | Matai Tomas      | 6            | --         | --         |           |  |
|                   |             |      |      |       |     | Isaiah Johnson   | 6            | 1.5        | --         |           |  |
| PUNTING           |             |      |      |       |     | Trent Zappe      | 5            | --         | --         |           |  |
|                   | NO.         | YDS  | AVG  | LG    | I20 | 50+              | TJ Smith     | 5          | --         | --        |  |
| Brady Young       | 7           | 267  | 38.1 | 52    | 1   | 1                | Julius Davis | 5          | --         | --        |  |

| 2025 STATISTICAL RANKING COMPARISON |       |      |                     |     |       |       |  |
|-------------------------------------|-------|------|---------------------|-----|-------|-------|--|
| NEB                                 | NAT.  | B1G  | CATEGORY            | SLC | FCS   | HCU   |  |
| 172.0                               | 65th  | 10th | Rushing Offense     | 1st | 14th  | 223.5 |  |
| 368.5                               | 6th   | 2nd  | Passing Offense     | 6th | 67th  | 173.0 |  |
| 540.5                               | 15th  | 4th  | Total Offense       | 3rd | 28th  | 396.5 |  |
| 44.0                                | 22nd  | 5th  | Scoring Offense     | 2nd | 12th  | 39.5  |  |
| 157.5                               | 94th  | 15th | Rushing Defense     | 1st | 5th   | 68.5  |  |
| 65.5                                | 5th   | 2nd  | Pass Defense        | 1st | 3rd   | 70.5  |  |
| 223.0                               | 22nd  | 4th  | Total Defense       | 1st | 3rd   | 139.0 |  |
| 8.5                                 | 14th  | 7th  | Scoring Defense     | 1st | 4th   | 10.0  |  |
| 64.3%                               | 8th   | 2nd  | 3rd-Down Offense    | 3rd | 22nd  | 44.8% |  |
| 16.7%                               | 10th  | 2nd  | 3rd-Down Defense    | 1st | 1st   | 3.2%  |  |
| 83.3%                               | 80th  | 12th | Red Zone Offense    | 3rd | 38th  | 90.9% |  |
| 66.7%                               | 24th  | 5th  | Red Zone Defense    | 2nd | 17th  | 60.0% |  |
| 36.75                               | 104th | 15th | Net Punting         | 5th | 64th  | 35.25 |  |
| 13.57                               | 28th  | 4th  | Punt Returns        | 8th | 81st  | 2.00  |  |
| 0.00                                | 6th   | 2nd  | Punt Return Defense | 5th | 50th  | 7.00  |  |
| 18.75                               | 77th  | 13th | Kickoff Returns     | 3rd | 61st  | 18.83 |  |
| 20.71                               | 81st  | 15th | Kick Return Defense | 2nd | 7th   | 11.38 |  |
| 4.50                                | 29th  | 9th  | Penalties           | 2nd | 47th  | 6.0   |  |
| 49.0                                | 63rd  | 14th | Penalty Yards       | 4th | 64th  | 54.0  |  |
| 3                                   | 33rd  | 9th  | Turnovers Gained    | 3rd | 15th  | 4     |  |
| 1                                   | 23rd  | 5th  | Turnovers Lost      | 8th | 107th | 6     |  |
| +1.00                               | 26th  | 8th  | Turnover Margin     | 6th | 83rd  | -1.00 |  |

## HEAD COACH INFORMATION



### HEAD COACH JASON BACHTEL

- 2nd Season at HCU (6-8 Record)
- 4th Career Season (20-14 Record)

Jason Bachtel is in his second season as the head coach at Houston Christian, guiding the Huskies to a 6-8 record.

In his first year with the Huskies, Bachtel led HCU to a 5-7 overall record and 3-4 mark in 2024. The Huskies picked up the program's first-ever win over a ranked opponent with a 43-22 win over No. 22 McNeese.

Bachtel spent the 2023 season as Houston Christian's offensive coordinator, playing a pivotal role in the program's first winning season and leading the Southland Conference's No. 2 scoring offense.

Prior to HCU, Bachtel spent two seasons as the head coach at Howard Payne. While leading the Yellowjackets, Bachtel posted back-to-back 7-3 seasons. In his two years at the helm, HPU averaged 489.5 yards of total offense and scored 38.4 points per game.

Bachtel was a three-year letterwinner at quarterback for Howard Payne from 1999-2001.

### BACHTEL VS. NEBRASKA

Saturday's matchup is Bachtel's first meeting vs. Nebraska.

## HCU INFORMATION

Houston Christian has fielded a football team since 2014 and has an all-time record of 29-98.

The Huskies went 3-4 in a developmental season in 2013, which does not count toward official records.

- **First Year:** 2014
- **All-Time Record:** 29-98
- **Bowl Record:** 0-0
- **SLC Titles:** 0
- **National Titles:** 0
- **Stadium:** Husky Stadium
- **Capacity:** 5,000
- **Playing Surface:** FieldTurf
- **Location:** Houston, Texas
- **Enrollment:** 4,000
- **Colors:** Royal Blue & Orange

# THE LAST TIME AN INDIVIDUAL...

## OFFENSE

### 100 YARDS RUSHING

**Nebraska:** Emmett Johnson (140) vs. Akron (Sept. 6, 2025)  
**Opponent:** Woody Marks (146) at USC (Nov. 16, 2024)

### 200 YARDS RUSHING

**Nebraska:** Ameer Abdullah (225), vs. Rutgers (Oct. 25, 2014)  
**Opponent:** Braelon Allen (228), at Wisconsin (Nov. 20, 2021)

### 300 YARDS RUSHING

**Nebraska:** Roy Helu Jr. (307), vs. Missouri (Oct. 30, 2010)  
**Opponent:** Melvin Gordon (408), at Wisconsin (Nov. 15, 2014)

### 4 RUSHING TOUCHDOWNS

**Nebraska:** Ameer Abdullah (4), at Northwestern (Oct. 18, 2014)  
**Opponent:** Melvin Gordon (4), at Wisconsin (Nov. 15, 2014)

### MORE THAN 4 RUSHING TOUCHDOWNS

**Nebraska:** Calvin Jones (6), at Kansas (Nov. 9, 1991)  
**Opponent:** Chris Brown (6), at Colorado (Nov. 23, 2001)

### 300 YARDS PASSING

**Nebraska:** Dylan Raiola (364), vs. Akron (Sept. 6, 2025)  
**Opponent:** Grayson James (301), vs. Boston College (Dec. 28, 2024)

### 400 YARDS PASSING

**Nebraska:** Tanner Lee (431), at Purdue (Oct. 28, 2017)  
**Opponent:** Kyle Vantrease (409), Georgia Southern (Sept. 10, 2022)

### 500 YARDS PASSING

**Nebraska:** Joe Ganz (510), vs. Kansas State (Nov. 10, 2007)  
**Opponent:** Tim Rattay (590), vs. Louisiana Tech (Aug. 29, 1998)

### 30 COMPLETIONS

**Nebraska:** Dylan Raiola (33), vs. Cincinnati (Aug. 28, 2024)  
**Opponent:** Shedeur Sanders (31), at Colorado (Sept. 9, 2023)

### 40 COMPLETIONS

**Nebraska:** Never Happened  
**Opponent:** Clayton Thorson (41), at Northwestern (Oct. 13, 2018)

### 4 PASSING TOUCHDOWNS

**Nebraska:** Dylan Raiola (4), vs. Akron, (Sept. 6, 2025)  
**Opponent:** Luke Altmeyer (4), vs. Illinois (Sept. 20, 2024)

### MORE THAN 4 PASSING TOUCHDOWNS

**Nebraska:** Joe Ganz (7), vs. Kansas St. (Nov. 10, 2007)  
**Opponent:** J.T. Barrett (5), vs. Ohio State (Oct. 14, 2017)

### TD PASS BY A NON-QUARTERBACK

**Nebraska:** De'Mornay Pierson-El (WR), at Northwestern (Oct. 18, 2014)  
**Opponent:** Brayden Willis (TE), vs. Oklahoma (Sept. 17, 2022)

### 10 RECEPTIONS

**Nebraska:** Trey Palmer (10), vs. Oklahoma (Sept. 17, 2022)  
**Opponent:** Travis Hunter (10), vs. Colorado (Sept. 7, 2024)

### 100 RECEIVING YARDS

**Nebraska:** Jacory Barney Jr. (132), vs. Akron (Sept. 6, 2025)  
**Opponent:** Vinny Anthony II (137), vs. Wisconsin (Nov. 23, 2024)

### 200 RECEIVING YARDS

**Nebraska:** Trey Palmer (237), at Purdue (Oct. 15, 2022)  
**Opponent:** Jaxon Smith-Njigba (240), vs. Ohio State (Nov. 6, 2021)

### 3 RECEIVING TOUCHDOWNS

**Nebraska:** Brandon Kinnie (3), at Oklahoma State (Oct. 23, 2010)  
**Opponent:** Dezmon Briscoe (3), at Kansas (Nov. 3, 2007)

### 500 TOTAL OFFENSE YARDS

**Nebraska:** Joe Ganz (521), at Colorado (Nov. 23, 2007)  
**Opponent:** Tim Rattay (568), vs. Louisiana Tech (Aug. 29, 1998)

## LONG OFFENSIVE PLAYS

### 60-69 YARD RUN

**Nebraska:** Trey Palmer (60), at Purdue (Oct. 15, 2022)  
**Opponent:** Dillon Gabriel (61), vs. Oklahoma (Sept. 17, 2022)

### 70-79 YARD RUN

**Nebraska:** Josh Fleeks (74, TD), vs. Michigan (Sept. 30, 2023)  
**Opponent:** Braelon Allen (71, TD), at Wisconsin (Nov. 20, 2021)

### 80-89 YARD RUN

**Nebraska:** Zavier Betts (83, TD), vs. Northwestern (Oct. 2, 2021)  
**Opponent:** Jonathan Taylor (88, TD), at Wisconsin (Oct. 6, 2018)

### 90-99 YARD RUN

**Nebraska:** Taylor Martinez (92, TD), at UCLA (Sept. 8, 2012)  
**Opponent:** Eli Roberson (91, TD), vs. Kansas St. (Nov. 16, 2002)

### 60-69 YARD PASS

**Nebraska:** Thompson to Palmer (64), at Purdue (Oct. 15, 2022)  
**Opponent:** Howard to Smith (60), at Ohio State (Oct. 26, 2024)

### 70-79 YARD PASS

**Nebraska:** Haarberg to Lloyd (73, TD), vs. Purdue (Oct. 28, 2023)  
**Opponent:** Stratton to Johnson (72), at Iowa (Nov. 29, 2024)

### 80-89 YARD PASS

**Nebraska:** Thompson to Palmer (87, TD), at Iowa (Nov. 25, 2022)  
**Opponent:** Plummer to Bell (89, TD), at Purdue (Dec. 5, 2020)

### 90-99 YARD PASS

**Nebraska:** Armstrong Jr. to Enunwa (99, TD), vs. Georgia (Jan. 1, 2014)  
**Opponent:** Montez to Nixon (96, TD), at Colorado (Sept. 7, 2019)

## DEFENSE

### 15 TACKLES

**Nebraska:** Luke Reimer (15), vs. Northwestern (Aug. 27, 2022)  
**Opponent:** Dorian Hopkins (16), UTEP (Aug. 31, 2024)

### 20 TACKLES

**Nebraska:** Lee Kunz (23), at Oklahoma (Nov. 25, 1977)  
**Opponent:** Ryan Greenhagen (31), Fordham (Sept. 4, 2021)\*  
 \*-opponent school record

### 3.0 OR MORE SACKS

**Nebraska:** Randy Gregory (3.0), at Michigan (Nov. 9, 2013)  
**Opponent:** Mustaf Johnson (3.0), at Colorado (Sept. 7, 2019)

### 5 OR MORE TFLs

**Nebraska:** Ciente Evans (5), vs. Northwestern (Nov. 2, 2013)  
**Opponent:** A.J. Epenesa (5), Iowa (Nov. 29, 2019)

### 5 PASS BREAKUPS

**Nebraska:** Dicaprio Bootle (5), at Michigan (Sept. 22, 2018)  
**Opponent:** Never Happened

### 2 INTERCEPTIONS

**Nebraska:** Tommi Hill (2), vs. Purdue (Oct. 28, 2023)  
**Opponent:** Tarheed Still (2), and Dante Trader Jr. (2) vs. Maryland (Nov. 11, 2023)

### MORE THAN 2 INTERCEPTIONS

**Nebraska:** Matt O'Hanlon (3), vs. Oklahoma (Nov. 7, 2009)  
**Opponent:** Anthony Brown (3), at Purdue (Oct. 31, 2015)

### RETURNED AN INTERCEPTION FOR A TOUCHDOWN

**Nebraska:** Ceyair Wright (45 yards), at USC (Nov. 16, 2024)  
**Opponent:** Kain Medrano (38 yards), vs. UCLA (Nov. 2, 2024)

### RETURNED A FUMBLE FOR A TOUCHDOWN

**Nebraska:** Deontai Williams (26 yards) vs. Penn State (Nov. 14, 2020)  
**Opponent:** Kydran Jenkins (55 yards) vs. Purdue (Oct. 28, 2023)

## SPECIAL TEAMS

### PUNT RETURN TOUCHDOWN

**Nebraska:** JD Spielman (76 yds), vs. South Alabama (Aug. 31, 2019)  
**Opponent:** Jayden Reed (62 yards), at Michigan State (Sept. 25, 2021)

### KICKOFF RETURN TOUCHDOWN

**Nebraska:** JD Spielman (99 yds), vs. Arkansas St. (Sept. 2, 2017)  
**Opponent:** Stephen Bracey (91 yards), at Wisconsin (Nov. 20, 2021)

### BLOCKED PUNT

**Nebraska:** Blaise Gunnerson (1), at Illinois (Oct. 6, 2022)  
**Opponent:** Flip Dixon (1), Jamier Wright-Collins (1) vs. Rutgers (Oct. 5, 2024)

### BLOCKED PUNT RETURNED FOR TOUCHDOWN

**Nebraska:** Malcolm Hartzog (30 yards), vs. Indiana (Oct. 1, 2022)  
**Opponent:** Kyler Fisher (14 yds), vs. Iowa (Nov. 26, 2021)

### BLOCKED PUNT FOR A SAFETY

**Nebraska:** Marquel Dismuke (1), vs. Illinois (Nov. 10, 2018)  
**Opponent:** Keandre Jones (1), vs. Ohio St. (Nov. 3, 2018)

### BLOCKED FIELD GOAL

**Nebraska:** Riley Van Poppel (1) vs. Akron (Sept. 6, 2025)  
**Opponent:** Joe Anderson (1) and Damarjhe Lewis (1) at Purdue (Sept. 28, 2024)

### BLOCKED FG RETURNED FOR TOUCHDOWN

**Nebraska:** Quinton Newsome (68 yards), vs. Purdue (Oct. 28, 2023)  
**Opponent:** Never Happened

## THE LAST TIME A TEAM...

### OFFENSE

#### 300 YARDS RUSHING

**Nebraska:** vs. Louisiana Tech, Sept. 23, 2023 (312)  
**Opponent:** vs. Oklahoma, Sept. 17, 2022 (312)

#### 400 YARDS RUSHING

**Nebraska:** vs. Northwestern, Oct. 2, 2021 (427)  
**Opponent:** at Minnesota, Nov. 11, 2017 (409)

#### 500 YARDS RUSHING

**Nebraska:** at Baylor, Oct. 13, 2001 (641)  
**Opponent:** at Wisconsin, Nov. 15, 2014 (581)

#### 300 YARDS PASSING

**Nebraska:** vs. Akron, Sept. 6, 2025 (494)  
**Opponent:** vs. Boston College, Dec. 28, 2024 (301)

#### 400 YARDS PASSING

**Nebraska:** vs. Akron, Sept. 6, 2025 (494)  
**Opponent:** Georgia Southern, Sept. 10, 2022 (409)

#### 500 YARDS PASSING

**Nebraska:** vs. Kansas State, Nov. 10, 2007 (519)  
**Opponent:** Louisiana Tech, Aug. 29, 1998 (590)

#### 600 YARDS OF OFFENSE

**Nebraska:** vs. Akron, Sept. 6, 2025 (728)  
**Opponent:** at Purdue, Oct. 15, 2022 (606)

#### 700 YARDS OF OFFENSE

**Nebraska:** vs. Akron, Sept. 6, 2025 (728)  
**Opponent:** Never accomplished

#### 50 POINTS

**Nebraska:** vs. Akron, Sept. 6, 2025 (Nebraska won, 68-0)  
**Opponent:** at Indiana, Oct. 19, 2024 (Indiana won, 56-7)

#### 60 POINTS

**Nebraska:** vs. Akron, Sept. 6, 2025 (Nebraska won, 68-0)  
**Opponent:** at Ohio State, Nov. 5, 2016 (Ohio State won 62-3)

#### TWO 100-YARD RUSHERS

**Nebraska:** vs. Louisiana Tech, Sept. 23, 2023 (Haarberg, Grant)  
**Opponent:** Illinois, Nov. 21, 2020 (Epstein, Brown)

#### THREE 100-YARD RUSHERS

**Nebraska:** vs. Minnesota, Oct. 20, 2018 (Ozigbo, Martinez, Washington)  
**Opponent:** Wisconsin, Dec. 1, 2012 (Gordon, Ball, White)

#### TWO 100-YARD RECEIVERS

**Nebraska:** at Wisconsin, Nov. 20, 2021 (Allen, Toure)  
**Opponent:** at Ohio State, Oct. 24, 2020 (Wilson, Olave)

### DEFENSE

#### POSTED A SHUTOUT

**Nebraska:** vs. Akron, Sept. 6, 2025 (68-0)  
**Opponent:** at Arizona State, Sept. 21, 1996 (19-0)

#### RECORDED A DEFENSIVE SAFETY

**Nebraska:** vs. Akron, Sept. 6, 2025 (68-0)  
**Opponent:** at Minnesota, Oct. 16, 2021 (23-30)

#### 2 DEFENSIVE TOUCHDOWNS

**Nebraska:** vs. South Alabama, Aug. 31, 2019 (1 IR, 1 fumble return)  
**Opponent:** Northern Illinois, Sept. 16, 2017 (2 interception returns)

#### 4 INTERCEPTIONS

**Nebraska:** vs. Wyoming, Sept. 10, 2016 (5)  
**Opponent:** Maryland, Nov. 11, 2023 (4)

#### 15 TFLs

**Nebraska:** at Michigan, Nov. 9, 2013 (16)  
**Opponent:** at Michigan, Sept. 22, 2018 (15)

#### 7 OR MORE SACKS

**Nebraska:** vs. Northwestern, Oct. 21, 2023 (8)  
**Opponent:** at Michigan State, Sept. 25, 2021 (7)

#### 15 PASS BREAKUPS

**Nebraska:** vs. Kansas, Oct. 2, 2004 (17)  
**Opponent:** Never Happened

## MISCELLANEOUS

### SAFETY OF ANY KIND

**Nebraska:** TFL in End Zone vs. Akron (Sept. 6, 2025)  
**Opponent:** Sack in End Zone by Minnesota (Oct. 16, 2021)

### WAS NOT PENALIZED

**Nebraska:** at Michigan State, Nov. 4, 2023  
**Opponent:** Michigan, Sept. 30, 2023

### OVERCAME A HALFTIME DEFICIT TO WIN

**Nebraska:** at Rutgers, Oct. 7, 2022 (trailed 13-0, won 14-13)  
**Opponent:** at Iowa, Nov. 29, 2024 (trailed 10-0, won 13-10)

### WON WHEN TRAILING AFTER 3 QUARTERS

**Nebraska:** at Rutgers, Oct. 7, 2022 (trailed 13-7, won 14-13)  
**Opponent:** at Iowa, Nov. 29, 2024 (trailed 10-3, won 13-10)

### OVERTIME GAME

vs. Illinois, Sept. 20, 2024 (Illinois won 31-24)

### NEBRASKA OVERTIME WIN

at Iowa, Nov. 28, 2014 (Nebraska won 37-34)

## NUMERICAL ROSTER

| NO. | NAME                 | POS. |
|-----|----------------------|------|
| 0   | Javin Wright         | LB   |
| 1   | Ceyair Wright        | DB   |
| 2   | Jacory Barney Jr.    | WR   |
| 3   | Marques Buford Jr.   | DB   |
| 4   | Janiran Bonner       | WR   |
| 5   | Riley Van Poppel     | DL   |
| 6   | Dane Key             | WR   |
| 7   | Malcolm Hartzog Jr.  | DB   |
| 8   | DeShon Singleton     | DB   |
| 9   | Vincent Shavers Jr.  | LB   |
| 10  | Heinrich Haarberg    | TE   |
| 10  | Andrew Marshall      | DB   |
| 11  | Demitrius Bell       | WR   |
| 11  | Cameron Lenhardt     | DL   |
| 11  | Bode Soukup          | QB   |
| 12  | Jalyn Gramstad       | QB   |
| 12  | Justyn Rhett         | DB   |
| 13  | Jamir Conn           | DB   |
| 13  | Nyziah Hunter        | WR   |
| 14  | TJ Lateef            | QB   |
| 14  | Amare Sanders        | DB   |
| 15  | Dasan McCullough     | LB   |
| 15  | Dylan Raiola         | QB   |
| 16  | Marcos Davila        | QB   |
| 16  | Elijah Jeudy         | DL   |
| 17  | Luke Longval         | QB   |
| 17  | Willis McGahee IV    | LB   |
| 18  | Quinn Clark          | WR   |
| 18  | Larry Tarver Jr.     | DB   |
| 19  | Cortez Mills Jr.     | WR   |
| 19  | Kahmir Prescott      | DB   |
| 21  | Rex Guthrie          | DB   |
| 21  | Emmett Johnson       | RB   |
| 22  | Isaiah Mozee         | RB   |
| 22  | Maverick Noonan      | LB   |
| 23  | Conor Booth          | RB   |
| 23  | Blye Hill            | DB   |
| 24  | Derek Branch         | DB   |
| 24  | Jamarion Parker      | RB   |
| 25  | Jeremiah Charles     | DB   |
| 25  | Kenneth Williams     | RB   |
| 26  | Roman Mangini        | WR   |
| 26  | Brice Turner         | DB   |
| 28  | Caleb Benning        | DB   |
| 28  | Kwinten Ives         | RB   |
| 29  | Carter Nelson        | TE   |
| 29  | Braylen Prude        | DB   |
| 30  | Tristan Alvano       | PK   |
| 30  | Vincent Genatone     | RB   |
| 31  | Mario Buford         | DB   |
| 32  | Trent Uhlir          | RB   |
| 33  | Marques Watson-Trent | LB   |
| 34  | Preston Okafor       | DB   |
| 35  | Mekhi Nelson         | RB   |
| 36  | Rowdy Bauer          | DB   |
| 37  | Donovan Jones        | DB   |
| 37  | Kamdyn Koch          | P    |
| 38  | Thomas D'Onofrio     | DB   |
| 39  | Bryson Webber        | DB   |
| 40  | Dawson Merritt       | LB   |
| 41  | Tanner Terch         | LB   |
| 42  | Derek Wacker         | LB   |

## 2025 NEBRASKA FOOTBALL ROSTER

| NO. | NAME                        | POS. | HT.  | WT. | YR.  | HOMETOWN (HIGH SCHOOL/COLLEGE)                                         |
|-----|-----------------------------|------|------|-----|------|------------------------------------------------------------------------|
| 30  | * Alvano, Tristan           | PK   | 6-1  | 210 | So.  | Omaha, Neb. (Westside)                                                 |
| 2   | ** Barney Jr., Jacory       | WR   | 6-0  | 170 | So.  | Florida City, Fla. (Palmetto)                                          |
| 36  | Bauer, Rowdy                | DB   | 5-11 | 195 | RFr. | Norfolk, Neb. (Norfolk)                                                |
| 11  | Bell, Demetrius             | WR   | 6-0  | 195 | So.  | Nashville, Tenn. (McGavock)                                            |
| 28  | Benning, Caleb              | DB   | 5-11 | 200 | RFr. | Omaha, Neb. (Westside)                                                 |
| 4   | ** Bonner, Janiran          | WR   | 6-2  | 225 | Jr.  | Ellenwood, Ga. (Cedar Grove)                                           |
| 43  | * Booker III, Michael       | LB   | 6-1  | 230 | Sr.  | Grand Prairie, Texas (South Grand Prairie)                             |
| 23  | Booth, Conor                | RB   | 6-0  | 215 | Fr.  | Wahoo, Neb. (Bishop Neumann)                                           |
| 54  | * Bower, Jacob              | LB   | 6-1  | 220 | So.  | Rancho Santa Margarita, Calif. (Santa Margarita Catholic)              |
| 24  | * Branch, Derek             | DB   | 5-11 | 195 | Sr.  | Lincoln, Neb. (Southeast)                                              |
| 78  | Brandl, Jacob               | OL   | 6-3  | 310 | So.  | Omaha, Neb. (Creighton Prep)                                           |
| 66  | Brix, Grant                 | OL   | 6-6  | 315 | RFr. | Logan, Iowa (Logan-Magnolia)                                           |
| 31  | * Buford, Mario             | DB   | 6-0  | 185 | So.  | Chicago, Ill. (DeSoto [Texas])                                         |
| 3   | *** Buford Jr., Marques     | DB   | 5-11 | 190 | Sr.  | Chicago, Ill. (Trinity Christian [Texas]/St. Thomas More [Conn.] Prep) |
| 88  | Carpenter, Jackson          | WR   | 6-1  | 200 | Fr.  | Lincoln, Neb. (Southwest)                                              |
| 25  | * Charles, Jeremiah         | DB   | 6-0  | 175 | So.  | Fort Worth, Texas (Arlington Martin)                                   |
| 18  | Clark, Quinn                | WR   | 6-5  | 210 | RFr. | Bozeman, Mont. (Gallatin)                                              |
| 13  | Conn, Jamir                 | DB   | 5-11 | 180 | Jr.  | Kansas City, Mo. (Lee's Summit North/Southern Illinois)                |
| 98  | Connealy, Conor             | DL   | 6-4  | 260 | So.  | Elkhorn, Neb. (Mount Michael Benedictine)                              |
| 69  | *** Corcoran, Turner        | OL   | 6-6  | 310 | Sr.  | Lawrence, Kan. (Free State)                                            |
| 91  | Cunanan, Kyle               | PK   | 5-10 | 180 | So.  | Phoenix, Ariz. (Sunnyslope/Charlotte/Cal)                              |
| 38  | D'Onofrio, Thomas           | DB   | 6-1  | 185 | RFr. | Middleton, Wis. (Middleton)                                            |
| 69  | Davidson, Landen            | DL   | 6-4  | 305 | RFr. | Broomfield, Colo. (Broomfield)                                         |
| 16  | Davila, Marcos              | QB   | 6-2  | 235 | RFr. | Midland, Texas (Legacy/Purdue)                                         |
| 97  | * Davis, Keona              | DL   | 6-5  | 275 | So.  | Tucson, Ariz. (Salpointe Catholic)                                     |
| 45  | Dickey, Izaac               | RB   | 5-10 | 220 | RFr. | Stromsburg, Neb. (Cross County)                                        |
| 55  | Duda, Ethan                 | DL   | 6-5  | 250 | RFr. | Omaha, Neb. (Elkhorn South)                                            |
| 48  | Echternach, Cayden          | TE   | 6-4  | 260 | So.  | Bennington, Neb. (Bellevue West)                                       |
| 51  | ** Evans, Justin            | OL   | 6-2  | 315 | Jr.  | East Orange, N.J. (Irvington)                                          |
| 70  | Fennessy, Nolan             | OL   | 6-4  | 300 | RFr. | Norfolk, Neb. (Norfolk Catholic)                                       |
| 94  | * Flege, Aidan              | LS   | 6-2  | 225 | Sr.  | Lincoln, Neb. (Southeast/Iowa Western CC)                              |
| 46  | Gallic, Kevin               | LS   | 5-11 | 240 | Sr.  | Warren, N.J. (Lewiston/New Hampshire)                                  |
| 30  | * Genatone, Vincent         | RB   | 6-0  | 225 | Jr.  | North Platte, Neb. (North Platte/Montana)                              |
| 90  | George, Jaylen              | DL   | 6-3  | 285 | Jr.  | Suwanee, Ga. (Collins Hill/East Tennessee State)                       |
| 58  | * Goldman, Mason            | DL   | 6-5  | 270 | So.  | Gretna, Neb. (Gretna)                                                  |
| 77  | * Gottula, Gunnar           | OL   | 6-6  | 305 | So.  | Lincoln, Neb. (Southeast)                                              |
| 45  | Gradney, Roger              | LB   | 6-0  | 225 | RFr. | Lake Charles, La. (Rice Consolidated [Texas])                          |
| 12  | Gramstad, Jalyn             | QB   | 6-0  | 200 | Sr.  | Lester, Iowa (West Lyon/Northwestern College)                          |
| 21  | Guthrie, Rex                | DB   | 6-1  | 200 | RFr. | Littleton, Colo. (Heritage)                                            |
| 10  | ** Haarberg, Heinrich       | TE   | 6-5  | 230 | Sr.  | Kearney, Neb. (Kearney Catholic)                                       |
| 79  | Hammerbeck, Shawn           | OL   | 6-6  | 265 | Fr.  | Hamill, S.D. (Winner)                                                  |
| 7   | *** Hartzog Jr., Malcolm    | DB   | 5-9  | 185 | Sr.  | Silver Creek, Miss. (Jefferson Davis County)                           |
| 23  | Hill, Blye                  | DB   | 6-4  | 195 | So.  | Baltimore, Md. (Mount St. Joseph/Saint Francis)                        |
| 53  | Höffken, David              | DL   | 6-7  | 285 | RFr. | Kiel, Germany                                                          |
| 90  | * Hohl, John                | PK   | 6-0  | 195 | So.  | Lincoln, Neb. (Southwest/Iowa Western CC)                              |
| 13  | Hunter, Nyziah              | WR   | 6-1  | 205 | So.  | Salinas, Calif. (Salinas/California)                                   |
| 82  | Ingwersen, Eric             | TE   | 6-7  | 255 | RFr. | Papillion, Neb. (Papillion-La Vista)                                   |
| 28  | * Ives, Kwinten             | RB   | 6-3  | 215 | So.  | Beverly, N.J. (Palmyra)                                                |
| 16  | ** Jeudy, Elijah            | DL   | 6-3  | 300 | Sr.  | Philadelphia, Pa. (Northeast/Texas A&M)                                |
| 21  | ** Johnson, Emmett          | RB   | 5-11 | 200 | Jr.  | Minneapolis, Minn. (Academy of Holy Angels)                            |
| 50  | Jones, Christian            | LB   | 6-2  | 235 | Fr.  | Elkhorn, Neb. (Westside)                                               |
| 37  | Jones, Donovan              | DB   | 6-1  | 200 | RFr. | Omaha, Neb. (North)                                                    |
| 80  | Jones, Jeremiah             | WR   | 6-4  | 225 | Fr.  | Murray, Ky. (Murray)                                                   |
| 67  | Ka'aha'aina-Torres, Houston | OL   | 6-3  | 300 | Fr.  | Waimanalo, Hawaii (Saint Louis)                                        |
| 6   | Key, Dane                   | WR   | 6-3  | 210 | Sr.  | Lexington, Ky. (Frederick Douglass/Kentucky)                           |
| 49  | King, Danny                 | TE   | 6-4  | 245 | RFr. | Bloomington, Minn. (Jefferson)                                         |
| 75  | ** Knaak, Tyler             | OL   | 6-6  | 325 | Jr.  | Cottonwood Heights, Utah (Brighton/Utah)                               |
| 74  | Knutson, Brock              | OL   | 6-7  | 310 | So.  | Scottsbluff, Neb. (Scottsbluff)                                        |
| 37  | Koch, Kamdyn                | P    | 6-2  | 200 | RFr. | Westminster, Md. (Winters Mill)                                        |
| 14  | Lateef, TJ                  | QB   | 6-1  | 200 | Fr.  | Compton, Calif. (Orange Lutheran)                                      |
| 92  | Lefotu, Sua                 | DL   | 6-3  | 300 | So.  | Bellflower, Calif. (St. John Bosco)                                    |
| 11  | ** Lenhardt, Cameron        | DL   | 6-3  | 270 | Jr.  | Staten Island, N.Y. (IMG [Fla.] Academy)                               |
| 44  | ** Lindenmeyer, Luke        | TE   | 6-3  | 250 | Jr.  | La Vista, Neb. (Papillion-La Vista)                                    |
| 17  | Longval, Luke               | QB   | 6-2  | 215 | Jr.  | Sioux City, Iowa (East/Iowa Western CC)                                |
| 59  | *** Lutovsky, Henry         | OL   | 6-6  | 320 | Sr.  | Crawfordsville, Iowa (Mount Pleasant)                                  |
| 76  | * Maciejczak, Jason         | OL   | 6-3  | 310 | So.  | Pierre, S.D. (T.F. Riggs)                                              |
| 26  | Mangini, Roman              | WR   | 5-10 | 170 | Jr.  | Mesa, Ariz. (Desert Ridge)                                             |
| 56  | Marks, Julian (Juju)        | OL   | 6-4  | 310 | Fr.  | Olathe, Kan. (South)                                                   |
| 87  | Markway, Mac                | TE   | 6-4  | 250 | So.  | St. Louis, Mo. (De Smet Jesuit/LSU)                                    |
| 10  | Marshall, Andrew            | DB   | 6-0  | 190 | Jr.  | Eastvale, Calif. (Eleanor Roosevelt/Idaho)                             |
| 15  | McCullough, Dasan           | LB   | 6-5  | 235 | Sr.  | Kansas City, Kan. (Bloomington [Ind.] South/Indiana/Oklahoma)          |
| 17  | * McGahee IV, Willis        | LB   | 6-1  | 240 | So.  | Miami, Fla. (Christopher Columbus)                                     |
| 40  | Merritt, Dawson             | LB   | 6-3  | 225 | Fr.  | Stilwell, Kan. (Blue Valley)                                           |



|              |                             |           |             |            |            |                                                               |
|--------------|-----------------------------|-----------|-------------|------------|------------|---------------------------------------------------------------|
| 81           | Miller, Hayes               | WR        | 6-0         | 200        | So.        | Shawnee, Kan. (Mill Valley/Coffeyville CC)                    |
| 19           | Mills Jr., Cortez           | WR        | 6-0         | 185        | Fr.        | Homestead, Fla. (Homestead)                                   |
| 56           | Mooberry, Pierce            | LB        | 6-3         | 220        | Fr.        | Omaha, Neb. (Millard North)                                   |
| 95           | Moore, Gabe                 | DL        | 6-5         | 290        | So.        | Louisville, Miss. (Louisville/Mississippi State)              |
| 22           | Mozee, Isaiah               | RB        | 6-0         | 210        | Fr.        | Kansas City, Mo. (Lee's Summit North)                         |
| 57           | Murphy, Ashton              | DL        | 6-5         | 275        | RFr.       | Elkhorn, Neb. (South)                                         |
| <b>29 *</b>  | <b>Nelson, Carter</b>       | <b>TE</b> | <b>6-5</b>  | <b>240</b> | <b>So.</b> | <b>Ainsworth, Neb. (Ainsworth)</b>                            |
| 35           | Nelson, Mekhi               | RB        | 6-0         | 195        | RFr.       | Wilkes-Barre, Pa. (Wilkes-Barre/St. Thomas More [Conn.] Prep) |
| 22           | Noonan, Maverick            | LB        | 6-4         | 245        | So.        | Omaha, Neb. (Elkhorn South)                                   |
| 96           | Nwaneri, Williams           | DL        | 6-7         | 265        | RFr.       | Lee's Summit, Mo. (North/Missouri)                            |
| 94           | Ochoa, Jordan               | LB        | 6-4         | 240        | RFr.       | Castle Rock, Colo. (Castle View)                              |
| 34           | Okafor, Preston             | DB        | 6-2         | 190        | RFr.       | Omaha, Neb. (Westside)                                        |
| 24           | Parker, Jamarion            | RB        | 5-11        | 200        | Fr.        | St. Louis, Mo. (Cardinal Ritter)                              |
| <b>99 *</b>  | <b>Parrott, Dylan</b>       | <b>DL</b> | <b>6-5</b>  | <b>320</b> | <b>Jr.</b> | <b>Eldridge, Iowa (North Scott)</b>                           |
| 58           | Peters, Jake                | OL        | 6-3         | 300        | RFr.       | Cedar Falls, Iowa (Cedar Falls)                               |
| 93           | Pietrzak, Kade              | DL        | 6-5         | 265        | Fr.        | West Fargo, N.D. (Sheyenne)                                   |
| 19           | Prescott, Kahmir            | DB        | 6-1         | 195        | RFr.       | Philadelphia, Pa. (Neumann Goretti)                           |
| 57           | Pritchett, Elijah           | OL        | 6-6         | 325        | Jr.        | Columbus, Ga. (Carver/Alabama)                                |
| <b>65 **</b> | <b>Prochazka, Teddy</b>     | <b>OL</b> | <b>6-10</b> | <b>320</b> | <b>Sr.</b> | <b>Elkhorn, Neb. (South)</b>                                  |
| 29           | Prude, Braylen              | DB        | 6-4         | 200        | RFr.       | Pearland, Texas (Shadow Creek)                                |
| 72           | Pyle, Gibson                | OL        | 6-5         | 295        | RFr.       | Houston, Texas (Klein Cain)                                   |
| <b>15 *</b>  | <b>Raiola, Dylan</b>        | <b>QB</b> | <b>6-3</b>  | <b>230</b> | <b>So.</b> | <b>Buford, Ga. (Buford)</b>                                   |
| 12           | Rhett, Justyn               | DB        | 6-1         | 200        | So.        | Las Vegas, Nev. (Bishop Gorman/Georgia)                       |
| 52           | Rogers, Dylan               | LB        | 6-3         | 240        | So.        | Cypress, Texas (Cypress Woods)                                |
| 14           | Sanders, Amare              | DB        | 6-1         | 190        | Fr.        | Miami, Fla. (Gulliver Prep)                                   |
| 46           | Schutt, Connor              | LB        | 6-6         | 225        | RFr.       | Wahoo, Neb. (Bishop Neumann)                                  |
| <b>9 *</b>   | <b>Shavers Jr., Vincent</b> | <b>LB</b> | <b>6-1</b>  | <b>225</b> | <b>So.</b> | <b>Miami, Fla. (Miami Central)</b>                            |
| 49           | Simpson, Malcolm            | DL        | 6-3         | 285        | Fr.        | Hitchcock, Texas (Hitchcock)                                  |
| <b>8 ***</b> | <b>Singleton, DeShon</b>    | <b>DB</b> | <b>6-3</b>  | <b>210</b> | <b>Sr.</b> | <b>Greensburg, La. (St. Helena/Hutchinson [Kan.] CC)</b>      |
| 84           | Singleton Jr., DJ           | WR        | 5-10        | 150        | RFr.       | Greensburg, La. (St. Helena/Lincoln [Neb.] East)              |
| 62           | Sledge, Sam                 | OL        | 6-4         | 300        | So.        | Omaha, Neb. (Creighton Prep)                                  |
| 85           | Smith, Keelan               | WR        | 6-3         | 205        | RFr.       | Kansas City, Mo. (Liberty North)                              |
| 11           | Soukup, Bode                | QB        | 6-2         | 205        | RFr.       | Blair, Neb. (Blair)                                           |
| 50           | Spindler, Rocco             | OL        | 6-5         | 320        | Sr.        | Clarkston, Mich. (Clarkston/Notre Dame)                       |
| <b>47 *</b>  | <b>Stenger, Gage</b>        | <b>LB</b> | <b>6-2</b>  | <b>220</b> | <b>Jr.</b> | <b>Omaha, Neb. (Millard South)</b>                            |
| <b>59 *</b>  | <b>Stewart, Rahmir</b>      | <b>LB</b> | <b>5-11</b> | <b>220</b> | <b>So.</b> | <b>Philadelphia, Pa. (Imhotep Institute)</b>                  |
| 63           | Tapu, Brian                 | OL        | 6-5         | 295        | Fr.        | South Auckland, New Zealand (Salt Lake City [Utah] West)      |
| 18           | Tarver Jr., Larry           | DB        | 5-11        | 175        | RFr.       | Miami, Fla. (Norland)                                         |
| 68           | Taumua, Preston             | OL        | 6-4         | 325        | RFr.       | Waipahu, Hawaii (Waipahu)                                     |
| 41           | Terch, Tanner               | LB        | 6-1         | 190        | Fr.        | Littleton, Colo. (Heritage)                                   |
| 71           | Terry, Tyson                | DL        | 6-2         | 310        | Fr.        | Omaha, Neb. (North)                                           |
| 26           | Turner, Brice               | DB        | 6-1         | 205        | So.        | Bay City, Texas (Bay City)                                    |
| 32           | Uhlir, Trent                | RB        | 6-1         | 235        | RFr.       | Battle Creek, Neb. (Battle Creek)                             |
| <b>5 *</b>   | <b>Van Poppel, Riley</b>    | <b>DL</b> | <b>6-5</b>  | <b>295</b> | <b>So.</b> | <b>Argyle, Texas (Argyle)</b>                                 |
| 48           | VerMaas, Caden              | DB        | 6-0         | 190        | Fr.        | Omaha, Neb. (Millard North)                                   |
| 42           | Wacker, Derek               | LB        | 6-1         | 230        | RFr.       | Yutan, Neb. (Yutan)                                           |
| 33           | Watson-Trent, Marques       | LB        | 5-11        | 225        | Sr.        | Pittsburgh, Pa. (Blackhawk/Georgia Southern)                  |
| 39           | Webber, Bryson              | DB        | 6-3         | 190        | Fr.        | Missouri City, Texas (Ridge Point)                            |
| 25           | Williams, Kenneth           | RB        | 5-9         | 190        | So.        | Detroit, Mich. (Lincoln [Neb.] High)                          |
| 83           | Wilson, Archie              | P         | 6-2         | 215        | Fr.        | Frankston South, Victoria, Australia (Haileybury Prep)        |
| <b>1 *</b>   | <b>Wright, Ceyair</b>       | <b>DB</b> | <b>6-0</b>  | <b>190</b> | <b>Sr.</b> | <b>Los Angeles, Calif. (Loyola/USC)</b>                       |
| <b>0 ***</b> | <b>Wright, Javin</b>        | <b>LB</b> | <b>6-5</b>  | <b>230</b> | <b>Sr.</b> | <b>Chandler, Ariz. (Hamilton)</b>                             |

Lettermen in Bold; \*Indicates Letters Earned

## PRONUNCIATION GUIDE

Rowdy Bauer.....BOW-er  
 Janiran Bonner.....juh-NIGH-run  
 Marques Buford Jr.....marr-KEESE  
 Jamir Conn.....juh-MEER  
 Conor Connealy.....kuh-KNEEL-ee  
 Kyle Cunanan.....cue-NAN-unn  
 Marcos Davila.....marr-KOSE DAH-vee-luh  
 Thomas D'Onofrio.....duh-NOFF-ree-oh  
 Aidan Flege.....FLEG-ee  
 Kevin Gallic.....GAL-ick  
 Vincent Genatone.....GINN-uh-tone  
 Gunnar Gottula.....guh-TOO-luh  
 Heinrich Haarberg.....HINE-rick HARR-burg  
 David Hoffken.....DAW-vid HUFF-kinn  
 John Hohl.....HOLE  
 Nyzhiah Hunter.....nigh-ZAY-uh  
 Eric Ingwersen.....ING-ger-sinn  
 Elijah Jeudy.....JUDY  
 Houston Ka'aha'aina-Torres...caw-AW-hah-HEY-nuh TORE-ess  
 Tyler Knaak.....kuh-NOCK  
 Brock Knutson.....kuh-NEWT-son

Kamdyn Koch.....COOK  
 Sua Lefotu.....leh-FOE-too  
 Henry Lutovsky.....loo-TAUV-skee  
 Jason Maciejczak.....muh-CHAY-chock  
 Dasan McCullough...duh-SONN muh-CULL-uh  
 Isaiah Mozee.....MO-zee  
 Williams Nwaneri.....wuh-NAIR-ee  
 Jordan Ochoa.....oh-CHO-uh  
 Kade Pietrzak.....PET-chock  
 Teddy Prochazka.....pro-HAH-skuh  
 Dylan Raiola.....rye-OLE-uh  
 Amare Sanders.....uh-MAR-ee  
 DeShon Singleton.....dee-SHAWN  
 Bode Soukup.....SOAK-up  
 Gage Stenger.....STANG-er  
 Brian Tapu.....TAW-poo  
 Preston Taumua.....taw-uh-MOO-uh  
 Trent Uhlir.....YOU-lurr  
 Marques Watson-Trent.....mar-KWESS  
 Ceyair Wright.....cee-AIR  
 Javin Wright.....JAY-vinn

## NUMERICAL ROSTER

|    |                            |    |
|----|----------------------------|----|
| 43 | Michael Booker III         | LB |
| 44 | Luke Lindenmeyer           | TE |
| 45 | Izaac Dickey               | RB |
| 45 | Roger Gradney              | LB |
| 46 | Kevin Gallic               | LS |
| 46 | Connor Schutt              | LB |
| 47 | Gage Stenger               | LB |
| 48 | Cayden Echternach          | TE |
| 48 | Caden VerMaas              | DB |
| 49 | Danny King                 | TE |
| 49 | Malcolm Simpson            | DL |
| 50 | Christian Jones            | LB |
| 50 | Rocco Spindler             | OL |
| 51 | Justin Evans               | OL |
| 52 | Dylan Rogers               | LB |
| 53 | David Höffken              | DL |
| 54 | Jacob Bower                | LB |
| 55 | Ethan Duda                 | DL |
| 56 | Julian (Juju) Marks        | OL |
| 56 | Pierce Mooberry            | LB |
| 57 | Ashton Murphy              | DL |
| 57 | Elijah Pritchett           | OL |
| 58 | Mason Goldman              | DL |
| 58 | Jake Peters                | OL |
| 59 | Henry Lutovsky             | OL |
| 59 | Rahmir Stewart             | LB |
| 62 | Sam Sledge                 | OL |
| 63 | Brian Tapu                 | OL |
| 65 | Teddy Prochazka            | OL |
| 66 | Grant Brix                 | OL |
| 67 | Houston Ka'aha'aina-Torres | OL |
| 68 | Preston Taumua             | OL |
| 69 | Turner Corcoran            | OL |
| 69 | Landen Davidson            | DL |
| 70 | Nolan Fennessy             | OL |
| 71 | Tyson Terry                | DL |
| 72 | Gibson Pyle                | OL |
| 74 | Brock Knutson              | OL |
| 75 | Tyler Knaak                | OL |
| 76 | Jason Maciejczak           | OL |
| 77 | Gunnar Gottula             | OL |
| 78 | Jacob Brandl               | OL |
| 79 | Shawn Hammerbeck           | OL |
| 80 | Jeremiah Jones             | WR |
| 81 | Hayes Miller               | WR |
| 82 | Eric Ingwersen             | TE |
| 83 | Archie Wilson              | P  |
| 84 | DJ Singleton Jr.           | WR |
| 85 | Keelan Smith               | WR |
| 87 | Mac Markway                | TE |
| 88 | Jackson Carpenter          | WR |
| 90 | Jaylen George              | DL |
| 90 | John Hohl                  | PK |
| 91 | Kyle Cunanan               | PK |
| 92 | Sua Lefotu                 | DL |
| 93 | Kade Pietrzak              | DL |
| 94 | Aidan Flege                | LS |
| 94 | Jordan Ochoa               | LB |
| 95 | Gabe Moore                 | DL |
| 96 | Williams Nwaneri           | DL |
| 97 | Keona Davis                | DL |
| 98 | Conor Connealy             | DL |
| 99 | Dylan Parrott              | DL |

## CAREER STARTS - OFFENSE

| PLAYER      | '20 | '21 | '22 | '23 | '24 | '25 | ALL |
|-------------|-----|-----|-----|-----|-----|-----|-----|
| Key         | -   | -   | 12^ | 12^ | 11^ | 2   | 37  |
| Corcoran    | 1   | 11  | 12  | 7   | 4   | 0   | 35  |
| Spindler    | -   | 0*  | 0*  | 10* | 13* | 2   | 25  |
| Evans       | -   | -   | 0   | 5   | 13  | 2   | 20  |
| Lutovsky    | -   | 0   | 2   | 2   | 11  | 2   | 17  |
| Raiola      | -   | -   | -   | -   | 13  | 2   | 15  |
| Prochazka   | -   | 2   | 3   | 6   | 0   | 2   | 13  |
| E. Johnson  | -   | -   | 0   | 6   | 5   | 2   | 13  |
| Pritchett   | -   | -   | 0#  | 0#  | 12# | 0   | 12  |
| Gottula     | -   | -   | -   | 0   | 9   | 2   | 11  |
| Hunter      | -   | -   | -   | 0%  | 8%  | 2   | 10  |
| Haarberg    | -   | 0   | 0   | 8   | 1   | 0   | 9   |
| Lindenmeyer | -   | -   | 0   | 5   | 2   | 2   | 9   |
| Bonner      | -   | -   | 0   | 3   | 3   | 0   | 6   |
| Barney Jr.  | -   | -   | -   | -   | 4   | 2   | 6   |
| Markway     | -   | -   | -   | 1\$ | 0   | 0   | 1   |

\*at Notre Dame; ^at Kentucky; #at Alabama; %at Cal; \$at LSU

## CAREER STARTS - DEFENSE

| PLAYER       | '20 | '21 | '22 | '23 | '24  | '25 | ALL |
|--------------|-----|-----|-----|-----|------|-----|-----|
| Watson-Trent | 0*  | 1*  | 11* | 13* | 12*  | 1   | 38  |
| Hartzog      | -   | -   | 8   | 10  | 12   | 2   | 32  |
| Buford Jr.   | -   | 0   | 11  | 2   | 12   | 2   | 27  |
| C. Wright    | -   | 0#  | 11# | 4#  | 8    | 2   | 25  |
| George       | -   | -   | 0   | 11~ | 12~  | 0   | 23  |
| Singleton    | -   | -   | 0   | 5   | 13   | 2   | 20  |
| Marshall     | -   | -   | -   | 1\$ | 13\$ | 2   | 16  |
| McCullough   | -   | -   | 4!  | 7%  | 1%   | 2   | 14  |
| Conn         | -   | -   | -   | 0@  | 11@  | 0   | 11  |
| Lenhardt     | -   | -   | -   | 4   | 2    | 2   | 8   |
| Hill         | -   | -   | -   | 6`  | 0    | 0   | 6   |
| J. Wright    | 0   | 0   | 1   | 1   | 1    | 2   | 5   |
| Shavers Jr.  | -   | -   | -   | -   | 2    | 1   | 3   |
| Jeudy        | -   | 0+  | 0+  | 0   | 1    | 2   | 3   |
| Davis        | -   | -   | -   | -   | -    | 2   | 2   |
| Charles      | -   | -   | -   | 0   | 1    | 0   | 1   |

\*at Georgia Southern; #at USC; !at Indiana; %at Oklahoma; \$at FCS Idaho; ~at FCS East Tennessee State; @at FCS Southern Illinois; +at Texas A&M; `at FCS Saint Francis

## CAREER STARTS - SPECIAL TEAMS

| PLAYER  | '21 | '22 | '23 | '24 | '25 | ALL |
|---------|-----|-----|-----|-----|-----|-----|
| Alvano  | -   | -   | 12  | 3   | 0   | 15  |
| Cunanan | -   | -   | 10* | 3*  | 2   | 15  |
| Hohl    | -   | -   | -   | 10  | 0   | 10  |
| Wilson  | -   | -   | -   | -   | 1   | 1   |

\*at Charlotte

# NEBRASKA DEPTH CHART

## OFFENSE

### LEFT TACKLE

|    |                  |                 |
|----|------------------|-----------------|
| 77 | Gunnar Gottula   | 6-6   305   So. |
| 69 | Turner Corcoran  | 6-6   310   Sr. |
| 57 | Elijah Pritchett | 6-6   325   Jr. |

### LEFT GUARD

|    |                  |                 |
|----|------------------|-----------------|
| 59 | Henry Lutovsky   | 6-6   320   Sr. |
| 76 | Jason Maciejczak | 6-3   310   So. |

### CENTER

|    |              |                  |
|----|--------------|------------------|
| 51 | Justin Evans | 6-2   315   Jr.  |
| 62 | Sam Sledge   | 6-4   300   So.  |
| 58 | Jake Peters  | 6-3   300   RFr. |

### RIGHT GUARD

|    |                |                  |
|----|----------------|------------------|
| 50 | Rocco Spindler | 6-5   320   Sr.  |
| 66 | Grant Brix     | 6-6   315   RFr. |

### RIGHT TACKLE

|    |                 |                  |
|----|-----------------|------------------|
| 65 | Teddy Prochazka | 6-10   320   Sr. |
| 75 | Tyler Knaak     | 6-6   325   Jr.  |

### TIGHT END

|    |                   |                    |
|----|-------------------|--------------------|
| 44 | Luke Lindenmeyer  | 6-3   250   Jr.    |
| 10 | Heinrich Haarberg | 6-5   230   Sr. OR |
| 29 | Carter Nelson     | 6-5   240   So.    |

### WIDE RECEIVER

|    |               |                  |
|----|---------------|------------------|
| 13 | Nyziah Hunter | 6-1   205   So.  |
| 18 | Quinn Clark   | 6-5   210   RFr. |

### WIDE RECEIVER

|    |                  |                 |
|----|------------------|-----------------|
| 6  | Dane Key         | 6-3   210   Sr. |
| 19 | Cortez Mills Jr. | 6-0   185   Fr. |
| 80 | Jeremiah Jones   | 6-4   225   Fr. |

### WIDE RECEIVER

|    |                   |                  |
|----|-------------------|------------------|
| 2  | Jacory Barney Jr. | 6-0   170   So.  |
| 85 | Keelan Smith      | 6-3   205   RFr. |

### QUARTERBACK

|    |                |                 |
|----|----------------|-----------------|
| 15 | Dylan Raiola   | 6-3   230   So. |
| 14 | TJ Lateef      | 6-1   200   Fr. |
| 12 | Jalyn Gramstad | 6-0   200   Sr. |

### RUNNING BACK

|    |                |                  |
|----|----------------|------------------|
| 21 | Emmett Johnson | 5-11   200   Jr. |
| 35 | Mekhi Nelson   | 6-0   195   RFr. |
| 22 | Isaiah Mozee   | 6-0   210   Fr.  |
| 28 | Kwinten Ives   | 6-3   215   So.  |

## DEFENSE

### DEFENSIVE END

|    |                  |                    |
|----|------------------|--------------------|
| 11 | Cameron Lenhardt | 6-3   270   Jr. OR |
| 96 | Williams Nwaneri | 6-7   265   RFr.   |
| 93 | Kade Pietrzak    | 6-5   265   Fr.    |

### NOSE GUARD

|    |                  |                 |
|----|------------------|-----------------|
| 16 | Elijah Jeudy     | 6-3   300   Sr. |
| 5  | Riley Van Poppel | 6-5   295   So. |
| 95 | Gabe Moore       | 6-5   290   So. |

### DEFENSIVE TACKLE

|    |               |                 |
|----|---------------|-----------------|
| 97 | Keona Davis   | 6-5   275   So. |
| 90 | Jaylen George | 6-3   285   Jr. |
| 92 | Sua Lefotu    | 6-3   300   So. |

### JACK

|    |                   |                  |
|----|-------------------|------------------|
| 15 | Dasan McCullough  | 6-5   235   Sr.  |
| 94 | Jordan Ochoa      | 6-4   240   RFr. |
| 17 | Willis McGahee IV | 6-1   240   So.  |
| 52 | Dylan Rogers      | 6-3   240   So.  |

### LINEBACKER

|    |                      |                     |
|----|----------------------|---------------------|
| 33 | Marques Watson-Trent | 5-11   225   Sr. OR |
| 9  | Vincent Shavers Jr.  | 6-1   225   So.     |

### LINEBACKER

|    |                |                 |
|----|----------------|-----------------|
| 0  | Javin Wright   | 6-5   230   Sr. |
| 54 | Jacob Bower    | 6-1   220   So. |
| 40 | Dawson Merritt | 6-3   225   Fr. |

### ROVER

|    |                  |                  |
|----|------------------|------------------|
| 8  | DeShon Singleton | 6-3   210   Sr.  |
| 21 | Rex Guthrie      | 6-1   200   RFr. |
| 24 | Derek Branch     | 5-11   195   Sr. |

### CORNERBACK

|    |                 |                  |
|----|-----------------|------------------|
| 10 | Andrew Marshall | 6-0   190   Jr.  |
| 37 | Donovan Jones   | 6-1   200   RFr. |

### SAFETY

|    |                    |                   |
|----|--------------------|-------------------|
| 3  | Marques Buford Jr. | 5-11   190   Sr.  |
| 28 | Caleb Benning      | 5-11   200   RFr. |

### NICKEL

|    |                     |                  |
|----|---------------------|------------------|
| 7  | Malcolm Hartzog Jr. | 5-9   185   Sr.  |
| 13 | Jamir Conn          | 5-11   180   Jr. |

### CORNERBACK

|    |                  |                  |
|----|------------------|------------------|
| 1  | Ceyair Wright    | 6-0   190   Sr.  |
| 25 | Jeremiah Charles | 6-0   175   So.  |
| 14 | Amare Sanders    | 6-1   190   RFr. |

## SPECIAL TEAMS

### PLACE-KICKER

|    |                |                  |
|----|----------------|------------------|
| 91 | Kyle Cunanan   | 5-10   180   So. |
| 90 | John Hohl      | 6-0   195   So.  |
| 30 | Tristan Alvano | 6-1   210   So.  |

### HOLDER

|    |                |                  |
|----|----------------|------------------|
| 37 | Kamdyn Koch    | 6-2   200   RFr. |
| 12 | Jalyn Gramstad | 6-0   200   Sr.  |

### PUNTER

|    |               |                  |
|----|---------------|------------------|
| 83 | Archie Wilson | 6-2   215   Fr.  |
| 37 | Kamdyn Koch   | 6-2   200   RFr. |

### LONG SNAPPER

|    |              |                  |
|----|--------------|------------------|
| 46 | Kevin Gallic | 5-11   240   Sr. |
| 94 | Aidan Flege  | 6-2   225   Sr.  |

### KICK RETURNER

|    |                  |                    |
|----|------------------|--------------------|
| 25 | Kenneth Williams | 5-9   190   So. OR |
| 22 | Isaiah Mozee     | 6-0   210   Fr. OR |
| 35 | Mekhi Nelson     | 6-0   195   RFr.   |

### PUNT RETURNER

|    |                   |                 |
|----|-------------------|-----------------|
| 2  | Jacory Barney Jr. | 6-0   170   So. |
| 10 | Andrew Marshall   | 6-0   190   Jr. |

# 2025 NEBRASKA GAME-BY-GAME STARTERS

## OFFENSIVE STARTING LINEUPS

| OPPONENT     | WR     | WR         | WR  | TE          | RT        | RG       | C     | LG       | LT      | QB     | RB      | PK      |
|--------------|--------|------------|-----|-------------|-----------|----------|-------|----------|---------|--------|---------|---------|
| Cincinnati   | Hunter | Barney Jr. | Key | Lindenmeyer | Prochazka | Spindler | Evans | Lutovsky | Gottula | Raiola | Johnson | Cunanan |
| Akron        | Hunter | Barney Jr. | Key | Lindenmeyer | Prochazka | Spindler | Evans | Lutovsky | Gottula | Raiola | Johnson | Cunanan |
| HCU          |        |            |     |             |           |          |       |          |         |        |         |         |
| Michigan     |        |            |     |             |           |          |       |          |         |        |         |         |
| Michigan St. |        |            |     |             |           |          |       |          |         |        |         |         |
| Maryland     |        |            |     |             |           |          |       |          |         |        |         |         |
| Minnesota    |        |            |     |             |           |          |       |          |         |        |         |         |
| Northwestern |        |            |     |             |           |          |       |          |         |        |         |         |
| USC          |        |            |     |             |           |          |       |          |         |        |         |         |
| UCLA         |        |            |     |             |           |          |       |          |         |        |         |         |
| Penn St.     |        |            |     |             |           |          |       |          |         |        |         |         |
| Iowa         |        |            |     |             |           |          |       |          |         |        |         |         |

## DEFENSIVE STARTING LINEUPS

| OPPONENT     | DE       | NT    | DT    | JACK       | LB        | LB           | ROV       | CB        | S          | S           | CB       | P      |
|--------------|----------|-------|-------|------------|-----------|--------------|-----------|-----------|------------|-------------|----------|--------|
| Cincinnati   | Lenhardt | Jeudy | Davis | McCullough | J. Wright | Watson-Trent | Singleton | C. Wright | Buford Jr. | Hartzog Jr. | Marshall | Wilson |
| Akron        | Lenhardt | Jeudy | Davis | McCullough | J. Wright | Shavers Jr.  | Singleton | C. Wright | Buford Jr. | Hartzog Jr. | Marshall |        |
| HCU          |          |       |       |            |           |              |           |           |            |             |          |        |
| Michigan     |          |       |       |            |           |              |           |           |            |             |          |        |
| Michigan St. |          |       |       |            |           |              |           |           |            |             |          |        |
| Maryland     |          |       |       |            |           |              |           |           |            |             |          |        |
| Minnesota    |          |       |       |            |           |              |           |           |            |             |          |        |
| Northwestern |          |       |       |            |           |              |           |           |            |             |          |        |
| USC          |          |       |       |            |           |              |           |           |            |             |          |        |
| UCLA         |          |       |       |            |           |              |           |           |            |             |          |        |
| Penn St.     |          |       |       |            |           |              |           |           |            |             |          |        |
| Iowa         |          |       |       |            |           |              |           |           |            |             |          |        |

## 2025 NEBRASKA PLAYER PARTICIPATION

| PLAYER, POS.           | GP | GS | PLAYER, POS.                   | GP | GS | PLAYER, POS.             | GP | GS |
|------------------------|----|----|--------------------------------|----|----|--------------------------|----|----|
| Tristan Alvano, PK     | 1  | 0  | Malcolm Hartzog Jr., DB        | 2  | 2  | Maverick Noonan, LB      | 1  | 0  |
| Jacory Barney Jr., WR  | 2  | 2  | David Höffken, DL              | 1  | 0  | Williams Nwaneri, DL     | 2  | 0  |
| Rowdy Bauer, DB        | 1  | 0  | John Hohl, PK                  | 2  | 0  | Jordan Ochoa, LB         | 2  | 0  |
| Caleb Benning, DB      | 2  | 0  | Nyziah Hunter, WR              | 2  | 2  | Preston Okafor, DB       | 1  | 0  |
| Janiran Bonner, WR     | 1  | 0  | Eric Ingwersen, TE             | 1  | 0  | Dylan Parrott, DL        | 2  | 0  |
| Michael Booker III, LB | 2  | 0  | Kwinten Ives, RB               | 1  | 0  | Jake Peters, OL          | 1  | 0  |
| Conor Booth, RB        | 1  | 0  | Elijah Jeudy, DL               | 2  | 2  | Kade Pietrzak, DL        | 2  | 0  |
| Jacob Bower, LB        | 2  | 0  | Emmett Johnson, RB             | 2  | 2  | Kahmir Prescott, DB      | 1  | 0  |
| Derek Branch, DB       | 2  | 0  | Christian Jones, LB            | 1  | 0  | Elijah Pritchett, OL     | 2  | 0  |
| Jacob Brandl, OL       | 1  | 0  | Donovan Jones, DB              | 2  | 0  | Teddy Prochazka, OL      | 2  | 2  |
| Grant Brix, OL         | 1  | 0  | Jeremiah Jones, WR             | 1  | 0  | Dylan Raiola, QB         | 2  | 2  |
| Marques Buford Jr., DB | 2  | 2  | Houston Ka'aha'aina-Torres, OL | 1  | 0  | Justyn Rhett, DB         | 1  | 0  |
| Jackson Carpenter, WR  | 1  | 0  | Dane Key, WR                   | 2  | 2  | Dylan Rogers, LB         | 1  | 0  |
| Jeremiah Charles, DB   | 2  | 0  | Danny King, TE                 | 1  | 0  | Amare Sanders, DB        | 1  | 0  |
| Quinn Clark, WR        | 2  | 0  | Tyler Knaak, OL                | 2  | 0  | Connor Schutt, LB        | 1  | 0  |
| Jamir Conn, DB         | 2  | 0  | Brock Knutson, OL              | 1  | 0  | Vincent Shavers Jr., LB  | 2  | 1  |
| Turner Corcoran, OL    | 2  | 0  | Kamdyn Koch, P/H               | 2  | 0  | DeShon Singleton, DB     | 2  | 2  |
| Kyle Cunanan, PK       | 2  | 2  | TJ Lateef, QB                  | 1  | 0  | DJ Singleton Jr., WR     | 1  | 0  |
| Thomas D'Onofrio, DB   | 1  | 0  | Sua Lefotu, DL                 | 1  | 0  | Sam Sledge, OL           | 2  | 0  |
| Landen Davidson, DL    | 1  | 0  | Cameron Lenhardt, DL           | 2  | 2  | Keelan Smith, WR         | 1  | 0  |
| Marcos Davila, QB      | 1  | 0  | Luke Lindenmeyer, TE           | 2  | 2  | Bode Soukup, QB          | 1  | 0  |
| Keona Davis, DL        | 2  | 2  | Luke Longval, QB               | 1  | 0  | Rocco Spindler, OL       | 2  | 2  |
| Izaac Dickey, RB       | 1  | 0  | Henry Lutovsky, OL             | 2  | 2  | Rahmir Stewart, LB       | 1  | 0  |
| Ethan Duda, DL         | 1  | 0  | Jason Maciejczak, OL           | 2  | 0  | Larry Tarver Jr., DB     | 1  | 0  |
| Cayden Echternach, TE  | 2  | 0  | Roman Mangini, WR              | 1  | 0  | Preston Taumua, OL       | 1  | 0  |
| Justin Evans, OL       | 2  | 2  | Andrew Marshall, DB            | 2  | 2  | Tanner Terch, LB         | 1  | 0  |
| Aidan Flege, LS        | 1  | 0  | Dasan McCullough, LB           | 2  | 2  | Brice Turner, DB         | 2  | 0  |
| Kevin Gallic, LS       | 2  | 0  | Willis McGahee IV, LB          | 2  | 0  | Trent Uhler, RB          | 1  | 0  |
| Vincent Genatone, RB   | 2  | 0  | Dawson Merritt, LB             | 2  | 0  | Riley Van Poppel, DL     | 2  | 0  |
| Jaylen George, DL      | 2  | 0  | Cortez Mills Jr., WR           | 2  | 0  | Caden VerMaas, DB        | 1  | 0  |
| Mason Goldman, DL      | 2  | 0  | Hayes Miller, WR               | 1  | 0  | Derek Wacker, LB         | 2  | 0  |
| Gunnar Gottula, OL     | 2  | 2  | Pierce Mooberry, LB            | 1  | 0  | Marques Watson-Trent, LB | 2  | 1  |
| Roger Gradney, LB      | 1  | 0  | Gabe Moore, DL                 | 1  | 0  | Bryson Webber, DB        | 1  | 0  |
| Jalyn Gramstad, QB     | 1  | 0  | Isaiah Mozee, RB               | 2  | 0  | Kenneth Williams, RB     | 2  | 0  |
| Rex Guthrie, DB        | 2  | 0  | Ashton Murphy, DL              | 1  | 0  | Archie Wilson, P         | 1  | 1  |
| Heinrich Haarberg TE   | 2  | 0  | Carter Nelson, TE              | 2  | 0  | Ceyar Wright, DB         | 2  | 2  |
| Shawn Hammerbeck, TE   | 1  | 0  | Mekhi Nelson, RB               | 2  | 0  | Javin Wright, LB         | 2  | 2  |

**JACORY  
BARNEY JR. #2****6-0 | 170 | SO. | WR  
FLORIDA CITY, FLA.****CAREER HONORS**

- Big Ten Freshman of the Week (11/2/2024)
- 2-Time Nebraska Scholar-Athlete Honor Roll

**NEBRASKA RECORDS**

- Season Receptions by a True Freshman: 52
- Season Receptions by a Freshman: 52 (tied)

**2025 WATCH LIST**

- Paul Hornung Award

**CAREER SUPERLATIVES**

- 100-yard Receiving Games: 1
- 200-yard All-Purpose Games: 1

**2025 FBS TOP-25 RANKINGS**

- Punt Return Yards Per Game: 22nd (15.0)

**SEASON HIGHLIGHTS**

- 1 of 10 Huskers to win a team vote to wear a single-digit number
- Started the season opener against Cincinnati and had five catches for 27 yards
- Set career highs in receiving yards, punt return yards and all-purpose yards against Akron
- Had seven catches for 132 yards and four punt return yards for 87 yards for a total of 219 all-purpose yards

**RECEIVING GAME-BY-GAME**

| OPPONENT          | REC. | YDS | TD | LONG |
|-------------------|------|-----|----|------|
| Cincinnati        | 5    | 27  | 0  | 13   |
| Akron             | 7    | 132 | 0  | 39   |
| Houston Christian |      |     |    |      |
| Michigan          |      |     |    |      |
| Michigan St.      |      |     |    |      |
| Maryland          |      |     |    |      |
| Minnesota         |      |     |    |      |
| Northwestern      |      |     |    |      |
| USC               |      |     |    |      |
| UCLA              |      |     |    |      |
| Penn St.          |      |     |    |      |
| Iowa              |      |     |    |      |

**PUNT RETURN GAME-BY-GAME**

| OPPONENT          | RET. | YDS | TD | LONG |
|-------------------|------|-----|----|------|
| Cincinnati        | 2    | 3   | 0  | 3    |
| Akron             | 4    | 87  | 0  | 39   |
| Houston Christian |      |     |    |      |
| Michigan          |      |     |    |      |
| Michigan St.      |      |     |    |      |
| Maryland          |      |     |    |      |
| Minnesota         |      |     |    |      |
| Northwestern      |      |     |    |      |
| USC               |      |     |    |      |
| UCLA              |      |     |    |      |
| Penn St.          |      |     |    |      |
| Iowa              |      |     |    |      |

**CAREER RECEIVING STATS**

| YEAR  | G/S  | REC. | YDS | Y/R  | Y/G  | TD |
|-------|------|------|-----|------|------|----|
| 2024  | 13/4 | 55   | 447 | 8.1  | 34.4 | 0  |
| 2025  | 2/2  | 12   | 159 | 13.3 | 79.5 | 0  |
| Total | 15/6 | 67   | 606 | 9.0  | 40.4 | 0  |

**KICK RETURNS:** 14 ret., 285 yards, 0 TDs**PUNT RETURNS:** 10 ret., 103 yards, 0 TDs**RUSHING:** 10 att., 130 yards, 3 TDs**CAREER RECEIVING HIGHS**

|                      |                        |
|----------------------|------------------------|
| Receptions           | 9 vs. Wisconsin (2024) |
| Receiving Yards      | 132 vs. Akron (2025)   |
| Receiving Touchdowns | none                   |
| Long Reception       | 40 vs. UCLA (2024)     |

**CAREER RUSHING HIGHS**

|                    |                     |
|--------------------|---------------------|
| Rushes             | 4 at Purdue (2024)  |
| Rushing Yards      | 66 at Purdue (2024) |
| Rushing Touchdowns | 1 three times       |
| Long Rush          | 31 at Purdue (2024) |

**CAREER RETURN HIGHS**

|                           |                         |
|---------------------------|-------------------------|
| Kickoff Returns           | 3 vs. UTEP (2024)       |
| Kickoff Return Yards      | 75 vs. UTEP (2024)      |
| Kickoff Return Touchdowns | none                    |
| Long Kickoff Return       | 45 vs. Wisconsin (2024) |
| Punt Returns              | 4 vs. Akron (2025)      |
| Punt Return Yards         | 87 vs. Akron (2025)     |
| Punt Return Touchdowns    | none                    |
| Long Punt Return          | 39 vs. Akron (2025)     |

**DEREK  
BRANCH #24****5-11 | 195 | SR. | DB  
LINCOLN, NEB.****CAREER HONORS**

- Big Ten Distinguished Scholar
- 3-Time Academic All-Big Ten
- 8-Time Nebraska Scholar-Athlete Honor Roll

**PERSONAL NOTES**

- His father, Troy, was a linebacker at Nebraska from 1990 to 1993
- Graduated with a degree in management

**SEASON HIGHLIGHTS**

- Made a tackle on kickoff coverage against Cincinnati
- Had another tackle on kickoff coverage against Akron

**GAME-BY-GAME**

| OPPONENT          | UT-AT-TT | TFL-YD | PBU | INT |
|-------------------|----------|--------|-----|-----|
| Cincinnati        | 1-0-1    | 0.0-0  | 0   | 0   |
| Akron             | 0-1-1    | 0.0-0  | 0   | 0   |
| Houston Christian |          |        |     |     |
| Michigan          |          |        |     |     |
| Michigan St.      |          |        |     |     |
| Maryland          |          |        |     |     |
| Minnesota         |          |        |     |     |
| Northwestern      |          |        |     |     |
| USC               |          |        |     |     |
| UCLA              |          |        |     |     |
| Penn St.          |          |        |     |     |
| Iowa              |          |        |     |     |

**CAREER TACKLE STATS**

| YEAR  | G/S  | UT | AT | TT | TFL-YD       | SCK-YD |
|-------|------|----|----|----|--------------|--------|
| 2021  |      |    |    |    | Redshirt     |        |
| 2022  |      |    |    |    | Did Not Play |        |
| 2023  | 1/0  | 1  | 0  | 1  | 0.0-0        | 0.0-0  |
| 2024  | 12/0 | 1  | 5  | 6  | 0.5-1        | 0.0-0  |
| 2025  | 2/0  | 1  | 1  | 2  | 0.0-0        | 0.0-0  |
| TOTAL | 15/0 | 3  | 6  | 9  | 0.5-1        | 0.0-0  |


**CAREER MISCELLANEOUS STATS**

| YEAR  | FF | FR | PBU | INT | QBH | BLK          |
|-------|----|----|-----|-----|-----|--------------|
| 2021  |    |    |     |     |     | Redshirt     |
| 2022  |    |    |     |     |     | Did Not Play |
| 2023  | 0  | 0  | 0   | 0   | 0   | 0            |
| 2024  | 0  | 0  | 1   | 0   | 0   | 0            |
| 2025  | 0  | 0  | 0   | 0   | 0   | 0            |
| TOTAL | 0  | 0  | 1   | 0   | 0   | 0            |

**CAREER HIGHS**

|               |                    |
|---------------|--------------------|
| Tackles       | 2 vs. UNI (2024)   |
| TFLs          | 0.5 vs. UNI (2024) |
| Sacks         | none               |
| Breakups      | none               |
| Interceptions | none               |



**MARQUES  
BUFORD JR. #3****5-11 | 190 | SR. | DB  
CHICAGO, ILL.****CAREER HONORS**

- 2025 Team Captain
- 3-Time Academic All-Big Ten
- 8-Time Nebraska Scholar-Athlete Honor Roll

**PERSONAL NOTES**

- His brother, Mario, is a sophomore defensive back for the Huskers
- Graduated with a degree in child, youth and family studies

**CAREER NOTES**

- Suffered a major knee injury in November of 2022 that kept him out for nearly one full year
- Has played both cornerback and safety in his career, starting 19 games at safety and seven at safety

**CAREER SUPERLATIVES**

- Double-Digit Tackle Games: 1

**SEASON HIGHLIGHTS**

- 1 of 10 Huskers to win a team vote to wear a single-digit number
- Made five solo tackles in a start against Cincinnati and was part of a secondary that limited the Bearcats to 69 passing yards on 25 attempts
- Had two tackles against Akron as the secondary allowed only 62 passing yards on 23 attempts

**GAME-BY-GAME**

| OPPONENT          | UT-AT-TT | TFL-YD | PBU | INT |
|-------------------|----------|--------|-----|-----|
| Cincinnati        | 5-0-5    | 0.0-0  | 0   | 0   |
| Akron             | 1-1-2    | 0.0-0  | 0   | 0   |
| Houston Christian |          |        |     |     |
| Michigan          |          |        |     |     |
| Michigan St.      |          |        |     |     |
| Maryland          |          |        |     |     |
| Minnesota         |          |        |     |     |
| Northwestern      |          |        |     |     |
| USC               |          |        |     |     |
| UCLA              |          |        |     |     |
| Penn St.          |          |        |     |     |
| Iowa              |          |        |     |     |

**CAREER TACKLE STATS**

| YEAR         | G/S          | UT        | AT        | TT         | TFL-YD        | SCK-YD        |
|--------------|--------------|-----------|-----------|------------|---------------|---------------|
| 2021         | 12/0         | 1         | 2         | 3          | 0.0-0         | 0.0-0         |
| 2022         | 11/11        | 36        | 23        | 59         | 2.5-3         | 0.0-0         |
| 2023*        | 4/2          | 15        | 3         | 18         | 3.0-14        | 1.0-11        |
| 2024         | 13/12        | 20        | 15        | 35         | 1.0-3         | 0.0-0         |
| 2025         | 2/2          | 6         | 1         | 7          | 0.0-0         | 0.0-0         |
| <b>TOTAL</b> | <b>42/27</b> | <b>78</b> | <b>44</b> | <b>122</b> | <b>6.5-20</b> | <b>1.0-11</b> |

\*Redshirt season

**CAREER MISCELLANEOUS STATS**

| YEAR         | FF       | FR       | PBU      | INT      | QBH      | BLK      |
|--------------|----------|----------|----------|----------|----------|----------|
| 2021         | 0        | 0        | 0        | 0        | 0        | 0        |
| 2022         | 1        | 0        | 3        | 2        | 1        | 0        |
| 2023         | 0        | 0        | 0        | 0        | 0        | 0        |
| 2024         | 0        | 0        | 5        | 1        | 0        | 0        |
| 2025         | 0        | 0        | 0        | 0        | 0        | 0        |
| <b>TOTAL</b> | <b>1</b> | <b>0</b> | <b>8</b> | <b>3</b> | <b>1</b> | <b>0</b> |

\*Redshirt season

**CAREER HIGHS**

|                      |                               |
|----------------------|-------------------------------|
| <b>Tackles</b>       | 10 at Wisconsin (2023)        |
| <b>TFLs</b>          | 1.5 twice                     |
| <b>Sacks</b>         | 1.0 vs. Maryland (2023)       |
| <b>Breakups</b>      | 3 vs. Rutgers (2024)          |
| <b>Interceptions</b> | 2 vs. Georgia Southern (2022) |

**QUINN  
CLARK #18****6-5 | 210 | R-FR. | WR  
BOZEMAN, MONT.****CAREER HONORS**

- 2-Time Nebraska Scholar-Athlete Honor Roll

**PERSONAL NOTES**

- His late father, Ken Clark, was a Husker running back from 1985 to 1989 who rushed for 3,037 yards, which ranked 2nd in school history at the end of his career

**SEASON HIGHLIGHTS**

- Had a 7-yard reception against Cincinnati for his first career catch
- Caught a 37-yard touchdown pass against Akron for his first career score

**GAME-BY-GAME**

| OPPONENT          | REC. | YDS | TD | LONG |
|-------------------|------|-----|----|------|
| Cincinnati        | 1    | 7   | 0  | 7    |
| Akron             | 1    | 37  | 1  | 37   |
| Houston Christian |      |     |    |      |
| Michigan          |      |     |    |      |
| Michigan St.      |      |     |    |      |
| Maryland          |      |     |    |      |
| Minnesota         |      |     |    |      |
| Northwestern      |      |     |    |      |
| USC               |      |     |    |      |
| UCLA              |      |     |    |      |
| Penn St.          |      |     |    |      |
| Iowa              |      |     |    |      |

**CAREER RECEIVING STATS**

| YEAR         | G/S        | REC.     | YDS       | Y/R         | Y/G         | TD       |
|--------------|------------|----------|-----------|-------------|-------------|----------|
| 2024*        | 1/0        | 0        | 0         | 0.0         | 0.0         | 0        |
| 2025         | 2/0        | 2        | 44        | 22.0        | 22.0        | 1        |
| <b>TOTAL</b> | <b>3/0</b> | <b>2</b> | <b>44</b> | <b>22.0</b> | <b>14.7</b> | <b>1</b> |

\*redshirt season

**CAREER HIGHS**

|                             |                          |
|-----------------------------|--------------------------|
| <b>Receptions</b>           | 1 twice                  |
| <b>Receiving Yards</b>      | 37 vs. Akron (2025)      |
| <b>Receiving Touchdowns</b> | 1 vs. Akron (2025)       |
| <b>Long Reception</b>       | 37 vs. Akron [TD] (2025) |

**JAMIR  
CONN**

#13

5-11 | 180 | JR. | DB  
KANSAS CITY, MO.**CAREER HONORS**

- Nebraska Scholar-Athlete Honor Roll (Spring 2025)

**CAREER NOTES**

- Spent two seasons at FCS Southern Illinois before transferring to Nebraska
- Played in 23 games with 11 starts at SIU, totaling 68 tackles, 4.5 TFLs and nine pass breakups

**SEASON HIGHLIGHTS**

- Made his Husker debut against Cincinnati
- Finished with two tackles against Akron, including a half tackle for loss

**GAME-BY-GAME**

| OPPONENT   | UT-AT-TT | TFL-YD | PBU | INT |
|------------|----------|--------|-----|-----|
| Cincinnati | 0-0-0    | 0.0-0  | 0   | 0   |
| Akron      | 1-1-2    | 0.5-0  | 0   | 0   |

Houston Christian

Michigan

Michigan St.

Maryland

Minnesota

Northwestern

USC

UCLA

Penn St.

Iowa

**CAREER TACKLE STATS**

| YEAR         | G/S          | UT        | AT        | TT        | TFL-YD       | SCY-YD       |
|--------------|--------------|-----------|-----------|-----------|--------------|--------------|
| 2023*        | 12/0         | 5         | 6         | 11        | 1.0-1        | 0.0-0        |
| 2024*        | 11/11        | 33        | 24        | 57        | 3.5-8        | 0.0-0        |
| 2025         | 2/0          | 1         | 1         | 2         | 0.5-0        | 0.0-0        |
| <b>TOTAL</b> | <b>25/11</b> | <b>39</b> | <b>31</b> | <b>70</b> | <b>5.0-9</b> | <b>0.0-0</b> |

\*at FCS Southern Illinois

**CAREER MISCELLANEOUS STATS**

| YEAR         | FF       | FR       | PBU      | INT      | QBH      | BLK      |
|--------------|----------|----------|----------|----------|----------|----------|
| 2023         | 0        | 1        | 3        | 0        | 0        | 0        |
| 2024         | 1        | 0        | 6        | 0        | 1        | 0        |
| 2025         | 0        | 0        | 0        | 0        | 0        | 0        |
| <b>TOTAL</b> | <b>1</b> | <b>1</b> | <b>9</b> | <b>0</b> | <b>1</b> | <b>0</b> |

\*at FCS Southern Illinois

**CAREER HIGHS**

|                      |                              |
|----------------------|------------------------------|
| <b>Tackles</b>       | 9 vs. Youngstown St. (2024)* |
| <b>TFLs</b>          | 1.0 twice*                   |
| <b>Sacks</b>         | none                         |
| <b>Breakups</b>      | 2 vs. Illinois St. (2024)*   |
| <b>Interceptions</b> | none                         |

\*at FCS Southern Illinois

**KYLE  
CUNANAN**

#91

5-10 | 180 | SO. | PK  
PHOENIX, ARIZ.**2025 FBS TOP-25 RANKINGS**

- Field Goal Percentage: 1st (1.000)

**CAREER NOTES**

- Transferred to Nebraska after playing two seasons at Charlotte and spending the 2025 spring season at Cal
- Made 14-of-20 field goals at Charlotte

**SEASON HIGHLIGHTS**

- Started at place-kicker against Cincinnati and connected on both field goals, including a career-long 52-yarder in his first attempt as a Husker
- Also had two touchbacks on three kickoffs
- Scored a career-high 12 points against Akron, connecting on all nine PATs and his lone field goal attempt (35 yards)

**GAME-BY-GAME**

| OPPONENT   | XP-ATT | FG-ATT | LG | BK | PTS |
|------------|--------|--------|----|----|-----|
| Cincinnati | 2-2    | 2-2    | 52 | 0  | 8   |
| Akron      | 9-9    | 1-1    | 35 | 0  | 12  |

Houston Christian

Michigan

Michigan St.

Maryland

Minnesota

Northwestern

USC

UCLA

Penn St.

Iowa

**CAREER STATS**

| YEAR         | G/S          | PAT          | FG           | PCT.        | PTS       | LG        |
|--------------|--------------|--------------|--------------|-------------|-----------|-----------|
| 2023^        | 12/10        | 16-16        | 9-15         | 60.0        | 43        | 49        |
| 2024^*       | 3/3          | 5-5          | 5-5          | 100.0       | 20        | 31        |
| 2025         | 2/2          | 11-11        | 3-3          | 100.0       | 20        | 52        |
| <b>Total</b> | <b>17/15</b> | <b>32-32</b> | <b>17-23</b> | <b>73.9</b> | <b>83</b> | <b>52</b> |

^at Charlotte; \*redshirt

KICKOFFS: 54 att., 24 touchbacks

**CAREER HIGHS**

|                            |                          |
|----------------------------|--------------------------|
| <b>Field Goal Attempts</b> | 4 at Tulsa (2023)*       |
| <b>Field Goals Made</b>    | 3 three times*           |
| <b>Long Field Goal</b>     | 52 vs. Cincinnati (2025) |
| <b>Points</b>              | 12 vs. Akron (2025)      |
| <b>PATs</b>                | 9 vs. Akron (2025)       |

\*at Charlotte

**KEONA  
DAVIS**

#97

6-5 | 275 | SO. | DL  
TUCSON, ARIZ.**CAREER HONORS**

- 2-Time Nebraska Scholar-Athlete Honor Roll

**SEASON HIGHLIGHTS**

- Made his first career start against Cincinnati and had a career-high three tackles
- Also started against Akron and had one solo tackle

**GAME-BY-GAME**

| OPPONENT   | UT-AT-TT | TFL-YD | SACK-YD |
|------------|----------|--------|---------|
| Cincinnati | 0-3-3    | 0.0-0  | 0.0-0   |
| Akron      | 1-0-1    | 0.0-0  | 0.0-0   |

Houston Christian

Michigan

Michigan St.

Maryland

Minnesota

Northwestern

USC

UCLA

Penn St.

Iowa

**CAREER TACKLE STATS**

| YEAR         | G/S         | UT       | AT       | TT        | TFL-YD       | SCY-YD       |
|--------------|-------------|----------|----------|-----------|--------------|--------------|
| 2024         | 12/0        | 5        | 5        | 10        | 1.5-1        | 0.0-0        |
| 2025         | 2/2         | 1        | 3        | 4         | 0.0-0        | 0.0-0        |
| <b>TOTAL</b> | <b>14/2</b> | <b>6</b> | <b>8</b> | <b>14</b> | <b>1.5-1</b> | <b>0.0-0</b> |

**CAREER MISCELLANEOUS STATS**

| YEAR         | FF       | FR       | PBU      | INT      | QBH      | BLK      |
|--------------|----------|----------|----------|----------|----------|----------|
| 2024         | 0        | 0        | 0        | 0        | 1        | 0        |
| 2025         | 0        | 0        | 0        | 0        | 0        | 0        |
| <b>TOTAL</b> | <b>0</b> | <b>0</b> | <b>0</b> | <b>0</b> | <b>1</b> | <b>0</b> |

\*redshirt season

**CAREER HIGHS**

|                 |                         |
|-----------------|-------------------------|
| <b>Tackles</b>  | 3 vs. Cincinnati (2025) |
| <b>TFLs</b>     | 1.0 at Purdue (2024)    |
| <b>Sacks</b>    | none                    |
| <b>Breakups</b> | none                    |

**JUSTIN  
EVANS**

#51

6-1 | 315 | JR. | OL  
EAST ORANGE, N.J.**CAREER HONORS**

- 2-Time Academic All-Big Ten
- 3-Time Nebraska Scholar-Athlete Honor Roll

**CAREER NOTES**

- Has started 16 career games at left guard, three at center and one as a sixth offensive lineman

**SEASON HIGHLIGHTS**

- Has started both games at center
- Helped Nebraska total 728 yards against Akron, the eighth-highest total in school history

**CAREER STATS**

- **Games:** 27 (12 in 2023; 13 in 2024; 2 in 2025)
- **Starts:** 20 (5 in 2023; 13 in 2024; 2 in 2025)

**KEVIN  
GALLIC**

#46

5-11 | 240 | SR. | LS  
WARREN, N.J.**CAREER HONORS**

- Nebraska Scholar-Athlete Honor Roll (Spring 2025)

**2025 WATCH LIST**

- Patrick Mannelly Long Snapping Award

**CAREER NOTES**

- Spent three seasons as the long snapper at FCS New Hampshire (2022-24) before transferring to Nebraska

**SEASON HIGHLIGHTS**

- Handled all long-snapping duties in his Husker debut against Cincinnati
- Handled all snapping duties against Akron with the exception of the final extra point

**CAREER STATS**

- **Games:** 38  
(13 in 2022\*; 10 in 2023\*; 13 in 2024\*; 2 in 2025)
- **Tackles:** 1 solo, 2 assisted, 3 total

\*at FCS New Hampshire

**JAYLEN  
GEORGE**

#90

6-3 | 285 | JR. | DL  
SUWANEE, GA.**CAREER HONORS**

- Nebraska Scholar-Athlete Honor Roll (Spring 2025)

**CAREER NOTES**

- Spent three seasons at FCS East Tennessee State (2022-24) before transferring to Nebraska
- Started 23 games at ETSU and recorded 54 tackles, 9.5 TFLs and 3.0 sacks

**SEASON HIGHLIGHTS**

- Made his Husker debut against Cincinnati
- Had one tackle against Akron

**GAME-BY-GAME**

| OPPONENT          | UT-AT-TT | TFL-YD | SACK-YD |
|-------------------|----------|--------|---------|
| Cincinnati        | 0-0-0    | 0.0-0  | 0.0-0   |
| Akron             | 0-1-1    | 0.0-0  | 0.0-0   |
| Houston Christian |          |        |         |
| Michigan          |          |        |         |
| Michigan St.      |          |        |         |
| Maryland          |          |        |         |
| Minnesota         |          |        |         |
| Northwestern      |          |        |         |
| USC               |          |        |         |
| UCLA              |          |        |         |
| Penn St.          |          |        |         |
| Iowa              |          |        |         |

**CAREER TACKLE STATS**

| YEAR              | G/S          | UT        | AT        | TT        | TFL-YD        | SCK-YD        |
|-------------------|--------------|-----------|-----------|-----------|---------------|---------------|
| 2022 <sup>^</sup> |              |           |           |           | Redshirt      |               |
| 2023 <sup>^</sup> | 11/11        | 10        | 11        | 21        | 3.5-22        | 2.5-18        |
| 2024 <sup>^</sup> | 12/12        | 14        | 19        | 33        | 6.0-15        | 0.5-3         |
| 2025              | 2/0          | 0         | 1         | 1         | 0.0-0         | 0.0-0         |
| <b>TOTAL</b>      | <b>25/23</b> | <b>24</b> | <b>31</b> | <b>55</b> | <b>9.5-37</b> | <b>3.0-21</b> |

<sup>^</sup>at FCS East Tennessee State**CAREER MISCELLANEOUS STATS**

| YEAR              | FF       | FR       | PBU      | INT      | QBH       | BLK      |
|-------------------|----------|----------|----------|----------|-----------|----------|
| 2022 <sup>^</sup> |          |          |          |          |           | Redshirt |
| 2023 <sup>^</sup> | 1        | 1        | 0        | 0        | 5         | 0        |
| 2024 <sup>^</sup> | 1        | 1        | 0        | 0        | 7         | 0        |
| 2025              | 0        | 0        | 0        | 0        | 0         | 0        |
| <b>TOTAL</b>      | <b>2</b> | <b>2</b> | <b>0</b> | <b>0</b> | <b>12</b> | <b>0</b> |

<sup>^</sup>at FCS East Tennessee State**CAREER HIGHS**

|                 |                             |
|-----------------|-----------------------------|
| <b>Tackles</b>  | 6 vs. Furman (2024)*        |
| <b>TFLs</b>     | 2.0 twice*                  |
| <b>Sacks</b>    | 1.5 vs. The Citadel (2023)* |
| <b>Breakups</b> | none                        |

\*at FCS East Tennessee State

**GUNNAR  
GOTTULA #77****6-6 | 305 | SO. | OL  
LINCOLN, NEB.****CAREER HONORS**

- Academic All-Big Ten (2024)
- 5-Time Nebraska Scholar-Athlete Honor Roll

**PERSONAL NOTES**

- His father, Ryan, is the head coach of Lincoln Southeast High School

**CAREER NOTES**

- Each of his 11 career starts have come at left tackle

**SEASON HIGHLIGHTS**

- Has started both games at left tackle, stretching his streak to 11 consecutive starts at the position
- Helped Nebraska total 728 yards against Akron, the eighth-highest total in school history

**CAREER STATS**

- **Games:** 17 (4 in 2023; 11 in 2024; 2 in 2025)
- **Starts:** 11 (9 in 2024; 2 in 2025)

**JALYN  
GRAMSTAD #12****6-0 | 200 | SR. | QB  
LESTER, IOWA****CAREER HONORS**

- 3-Time Nebraska Scholar-Athlete Honor Roll

**PERSONAL NOTES**

- Graduated from Northwestern College with a degree in business administration

**CAREER NOTES**

- Spent four seasons (2020-23) at Northwestern College, an NAIA program in Iowa
- Played defensive back his first two seasons at Northwestern before switching to QB in 2022
- Played in 23 games in two seasons as a defender, totaling 67 tackles, 1.5 TFL, 7 PBU & 5 INT
- In two seasons as a quarterback, threw for 6,237 yards and 60 passing touchdowns with 1,822 rushing yards and 31 rushing touchdowns
- Was the 2023 NAIA National Player of the Year

**SEASON HIGHLIGHTS**

- Made his season debut against Akron and completed both passes he attempted

**GAME-BY-GAME**

| OPPONENT          | COMP-ATT | YDS | TD | INT |
|-------------------|----------|-----|----|-----|
| Cincinnati        | 0-0      | 0   | 0  | 0   |
| Akron             | 2-2      | 2   | 0  | 0   |
| Houston Christian |          |     |    |     |
| Michigan          |          |     |    |     |
| Michigan St.      |          |     |    |     |
| Maryland          |          |     |    |     |
| Minnesota         |          |     |    |     |
| Northwestern      |          |     |    |     |
| USC               |          |     |    |     |
| UCLA              |          |     |    |     |
| Penn St.          |          |     |    |     |
| Iowa              |          |     |    |     |

**CAREER PASSING STATS**

| YEAR         | G/S        | CMP-ATT    | PCT         | YDS       | TD       | INT      |
|--------------|------------|------------|-------------|-----------|----------|----------|
| 2024         | 1/0        | 1-3        | 33.3        | 11        | 0        | 0        |
| 2025         | 1/0        | 2-2        | 100.0       | 2         | 0        | 0        |
| <b>TOTAL</b> | <b>2/0</b> | <b>3-5</b> | <b>60.0</b> | <b>13</b> | <b>0</b> | <b>0</b> |

**CAREER RUSHING STATS**

| YEAR         | G/S        | ATT.     | NET      | Y/A        | Y/G        | TD       |
|--------------|------------|----------|----------|------------|------------|----------|
| 2024         | 1/0        | 1        | 2        | 2.0        | 2.0        | 0        |
| 2025         | 1/0        | 0        | 0        | 0.0        | 0.0        | 0        |
| <b>TOTAL</b> | <b>2/0</b> | <b>1</b> | <b>2</b> | <b>2.0</b> | <b>1.0</b> | <b>0</b> |

**CAREER PASSING HIGHS**

|                    |                    |
|--------------------|--------------------|
| <b>Attempts</b>    | 3 vs. UTEP (2024)  |
| <b>Completions</b> | 2 vs. Akron (2025) |
| <b>Yards</b>       | 11 vs. UTEP (2024) |
| <b>Touchdowns</b>  | none               |
| <b>Long Pass</b>   | 11 vs. UTEP (2024) |

**CAREER RUSHING HIGHS**

|                   |                   |
|-------------------|-------------------|
| <b>Attempts</b>   | 1 vs. UTEP (2024) |
| <b>Yards</b>      | 2 vs. UTEP (2024) |
| <b>Touchdowns</b> | none              |
| <b>Long Rush</b>  | 2 vs. UTEP (2024) |

**REX  
GUTHRIE #21****6-1 | 200 | R-FR. | DB  
LITTLETON, COLO.****CAREER HONORS**

- 2-Time Nebraska Scholar-Athlete Honor Roll

**SEASON HIGHLIGHTS**

- Had three tackles in his Husker debut against Cincinnati
- Also had three tackles against Akron with his first career TFL and his first career pass breakup

**GAME-BY-GAME**

| OPPONENT          | UT-AT-TT | TFL-YD | PBU | INT |
|-------------------|----------|--------|-----|-----|
| Cincinnati        | 1-2-3    | 0.0-0  | 0   | 0   |
| Akron             | 1-2-3    | 1.0-3  | 1   | 0   |
| Houston Christian |          |        |     |     |
| Michigan          |          |        |     |     |
| Michigan St.      |          |        |     |     |
| Maryland          |          |        |     |     |
| Minnesota         |          |        |     |     |
| Northwestern      |          |        |     |     |
| USC               |          |        |     |     |
| UCLA              |          |        |     |     |
| Penn St.          |          |        |     |     |
| Iowa              |          |        |     |     |

**CAREER TACKLE STATS**

| YEAR         | G/S        | UT       | AT       | TT       | TFL-YD       | SCY-YD       |
|--------------|------------|----------|----------|----------|--------------|--------------|
| 2024         |            |          |          |          | Redshirt     |              |
| 2025         | 2/0        | 2        | 4        | 6        | 1.0-3        | 0.0-0        |
| <b>Total</b> | <b>2/0</b> | <b>2</b> | <b>4</b> | <b>6</b> | <b>1.0-3</b> | <b>0.0-0</b> |

**CAREER MISCELLANEOUS STATS**

| YEAR         | FF       | FR       | PBU      | INT      | QBH      | BLK      |
|--------------|----------|----------|----------|----------|----------|----------|
| 2024         |          |          |          |          | Redshirt |          |
| 2025         | 0        | 0        | 1        | 0        | 0        | 0        |
| <b>Total</b> | <b>0</b> | <b>0</b> | <b>1</b> | <b>0</b> | <b>0</b> | <b>0</b> |

**CAREER HIGHS**

|                 |                      |
|-----------------|----------------------|
| <b>Tackles</b>  | 3 twice              |
| <b>TFLs</b>     | 1.0 vs. Akron (2025) |
| <b>Sacks</b>    | none                 |
| <b>Breakups</b> | 1 vs. Akron (2025)   |





## HEINRICH HAABERG #10

6-5 | 230 | SR. | TE  
KEARNEY, NEB.

### CAREER HONORS

- 3-Time Academic All-Big Ten
- 7-Time Nebraska Scholar-Athlete Honor Roll

### PERSONAL NOTES

- His father, Rod, was a walk-on fullback at Nebraska in the early 1990s
- Graduated with a degree in finance

### CAREER NOTES

- Played quarterback his first four seasons on campus (2021-24)
- Went 5-3 as Nebraska's starting quarterback and accumulated 1,068 passing yards and 579 rushing yards with 13 total touchdowns
- Switched to tight end following the 2024 regular season and started at tight end in the 2024 Pinstripe Bowl
- Has started eight games at quarterback and one game at tight end in his career

### CAREER SUPERLATIVES

- 100-Yard Rushing Games: 1

### SEASON HIGHLIGHTS

- Had two carries for four yards against Cincinnati
- Had a 9-yard reception against Akron and also carried the ball once

### GAME-BY-GAME

| OPPONENT          | REC. | YDS | TD | LONG |
|-------------------|------|-----|----|------|
| Cincinnati        | 0    | 0   | 0  | -    |
| Akron             | 1    | 9   | 0  | 9    |
| Houston Christian |      |     |    |      |
| Michigan          |      |     |    |      |
| Michigan St.      |      |     |    |      |
| Maryland          |      |     |    |      |
| Minnesota         |      |     |    |      |
| Northwestern      |      |     |    |      |
| USC               |      |     |    |      |
| UCLA              |      |     |    |      |
| Penn St.          |      |     |    |      |
| Iowa              |      |     |    |      |

### CAREER RECEIVING STATS

| YEAR  | G/S  | REC. | YDS | Y/R | Y/G | TD |
|-------|------|------|-----|-----|-----|----|
| 2021  |      |      |     |     |     |    |
| 2022  |      |      |     |     |     |    |
| 2023  | 10/8 | 2    | 12  | 6.0 | 1.2 | 0  |
| 2024  | 12/1 | 2    | 16  | 8.0 | 1.3 | 0  |
| 2025  | 2/0  | 1    | 9   | 9.0 | 4.5 | 0  |
| TOTAL | 24/9 | 5    | 37  | 7.4 | 1.5 | 0  |

PASSING: 87-175, 1,068 yds, 7 TDs, 8 INTs

### CAREER RUSHING STATS

| YEAR  | G/S  | ATT. | NET | Y/A | Y/G  | TD |
|-------|------|------|-----|-----|------|----|
| 2021  |      |      |     |     |      |    |
| 2022  |      |      |     |     |      |    |
| 2023  | 10/8 | 120  | 477 | 4.0 | 47.7 | 5  |
| 2024  | 12/1 | 25   | 102 | 4.1 | 8.5  | 1  |
| 2025  | 2/0  | 3    | 4   | 1.3 | 4.0  | 0  |
| TOTAL | 24/9 | 148  | 583 | 3.9 | 24.3 | 6  |

### CAREER RECEIVING HIGHS

|                      |                         |
|----------------------|-------------------------|
| Receptions           | 1 four times            |
| Receiving Yards      | 10 vs. Minnesota (2023) |
| Receiving Touchdowns | none                    |
| Long Reception       | 10 vs. Minnesota (2023) |

### CAREER RUSHING HIGHS

|            |                                 |
|------------|---------------------------------|
| Attempts   | 21 vs. Northern Illinois (2023) |
| Yards      | 157 vs. Louisiana Tech (2023)   |
| Touchdowns | 1 six times                     |
| Long Rush  | 72 [TD] vs. La. Tech (2023)     |



## MALCOLM HARTZOG JR. #7

5-9 | 185 | SR. |  
SILVER CREEK, MISS.

### CAREER HONORS

- Honorable-Mention All-Big Ten (2024)
- B1G Freshman of the Week (10/3/22)
- 2-Time Academic All-Big Ten
- 5-Time Nebraska Scholar-Athlete Honor Roll

### PERSONAL NOTES

- Was the first Mississippi native to sign with Nebraska out of high school since 2004

### CAREER NOTES

- Has played both cornerback and safety in his career, starting 20 games at cornerback and 12 at safety

### 2025 FBS TOP-25 RANKINGS

- Interceptions Per Game: 18th (0.5)
- Total Interceptions: 10th (1)

### SEASON HIGHLIGHTS

- 1 of 10 Huskers to win a team vote to wear a single-digit number
- Led an outstanding secondary performance against Cincinnati, as the Huskers limited the Bearcats to 69 passing yards on 25 attempts
- Had one solo tackle with a pass breakup and his eighth career interception
- His interception came in the end zone on the next-to-last play of the game to secure the 20-17 win
- Did not have a tackle against Akron but posted his first career quarterback hurry

HARTZOG JR. GAME-BY-GAME

| OPPONENT          | UT-AT-TT | TFL-YD | PBU | INT |
|-------------------|----------|--------|-----|-----|
| Cincinnati        | 1-0-1    | 0.0-0  | 1   | 1   |
| Akron             | 0-0-0    | 0.0-0  | 0   | 0   |
| Houston Christian |          |        |     |     |
| Michigan          |          |        |     |     |
| Michigan St.      |          |        |     |     |
| Maryland          |          |        |     |     |
| Minnesota         |          |        |     |     |
| Northwestern      |          |        |     |     |
| USC               |          |        |     |     |
| UCLA              |          |        |     |     |
| Penn St.          |          |        |     |     |
| Iowa              |          |        |     |     |

CAREER TACKLE STATS

| YEAR  | G/S   | UT | AT | TT  | TFL-YD | SCK-YD |
|-------|-------|----|----|-----|--------|--------|
| 2022  | 12/8  | 12 | 10 | 22  | 1.0-2  | 0.0-0  |
| 2023  | 12/10 | 26 | 14 | 40  | 1.5-3  | 0.0-0  |
| 2024  | 12/12 | 33 | 12 | 45  | 2.0-4  | 0.0-0  |
| 2025  | 2/2   | 1  | 0  | 1   | 0.0-0  | 0.0-0  |
| TOTAL | 38/32 | 72 | 36 | 108 | 4.5-9  | 0.0-0  |

CAREER MISCELLANEOUS STATS

| YEAR  | FF | FR | PBU | INT | QBH | BLK |
|-------|----|----|-----|-----|-----|-----|
| 2022  | 0  | 0  | 2   | 3   | 0   | 0   |
| 2023  | 0  | 0  | 6   | 0   | 0   | 0   |
| 2024  | 0  | 0  | 4   | 4   | 0   | 0   |
| 2025  | 0  | 0  | 1   | 1   | 1   | 0   |
| TOTAL | 0  | 0  | 13  | 8   | 1   | 0   |

CAREER HIGHS

|                |                                |
|----------------|--------------------------------|
| Tackles        | 6 twice                        |
| TFLs           | 2.0 at Iowa (2024)             |
| Sacks          | none                           |
| Breakups       | 1 13 times                     |
| Interceptions  | 1 eight times                  |
| Punt Return TD | 1 vs. Indiana [blocked] (2022) |



NYZIAH  
HUNTER  
#13  
6-1 | 205 | SO. | WR  
SALINAS, CALIF.

CAREER HONORS

- Nebraska Scholar-Athlete Honor Roll (Spring 2025)

CAREER NOTES

- Spent two seasons at Cal (2023-24) before transferring to Nebraska
- After redshirting in 2023, played in 12 games with eight starts in 2024, recording 40 catches for 578 yards five touchdowns

SEASON HIGHLIGHTS

- Started his Husker debut against Cincinnati and led the team with 65 receiving yards on a career-high six catches
- Caught a 5-yard touchdown pass with 11 seconds remaining in the first half
- Caught four passes for 82 yards against Akron

GAME-BY-GAME

| OPPONENT          | REC. | YDS | TD | LONG |
|-------------------|------|-----|----|------|
| Cincinnati        | 6    | 65  | 1  | 24   |
| Akron             | 4    | 82  | 0  | 36   |
| Houston Christian |      |     |    |      |
| Michigan          |      |     |    |      |
| Michigan St.      |      |     |    |      |
| Maryland          |      |     |    |      |
| Minnesota         |      |     |    |      |
| Northwestern      |      |     |    |      |
| USC               |      |     |    |      |
| UCLA              |      |     |    |      |
| Penn St.          |      |     |    |      |
| Iowa              |      |     |    |      |

CAREER RECEIVING STATS

| YEAR  | G/S   | REC. | YDS | Y/R  | Y/G  | TD |
|-------|-------|------|-----|------|------|----|
| 2023* |       |      |     |      |      |    |
| 2024* | 12/8  | 40   | 578 | 14.5 | 48.2 | 5  |
| 2025  | 2/2   | 10   | 147 | 14.7 | 73.5 | 1  |
| TOTAL | 14/10 | 50   | 725 | 14.5 | 51.8 | 6  |

\*at Cal

RUSHING: 1 att., 6 yds, 0 TDs

CAREER HIGHS

|                      |                         |
|----------------------|-------------------------|
| Receptions           | 6 vs. Cincinnati (2025) |
| Receiving Yards      | 85 twice*               |
| Receiving Touchdowns | 2 at Auburn (2024)*     |
| Long Reception       | 60 at SMU (2024)*       |

\*at Cal



KWINTEN  
IVES  
#28  
6-3 | 215 | SO. | RB  
BEVERLY, N.J.

CAREER HONORS

- Academic All-Big Ten (2024)
- Nebraska Scholar-Athlete Honor Roll (Spring 2025)

SEASON HIGHLIGHTS

- Was limited by an injury during fall camp and missed the season opener against Cincinnati
- Made his season debut against Akron and had four carries for 34 yards and one touchdown and also had a 7-yard reception

GAME-BY-GAME

| OPPONENT          | ATT.           | YDS | TD | LONG |
|-------------------|----------------|-----|----|------|
| Cincinnati        | -Did Not Play- |     |    |      |
| Akron             | 4              | 34  | 1  | 28   |
| Houston Christian |                |     |    |      |
| Michigan          |                |     |    |      |
| Michigan St.      |                |     |    |      |
| Maryland          |                |     |    |      |
| Minnesota         |                |     |    |      |
| Northwestern      |                |     |    |      |
| USC               |                |     |    |      |
| UCLA              |                |     |    |      |
| Penn St.          |                |     |    |      |
| Iowa              |                |     |    |      |

CAREER RUSHING STATS

| YEAR  | G/S  | ATT. | NET | Y/A | Y/G  | TD |
|-------|------|------|-----|-----|------|----|
| 2023* | 4/0  | 0    | 0   | 0.0 | 0.0  | 0  |
| 2024  | 9/0  | 6    | 7   | 1.2 | 0.8  | 1  |
| 2025  | 1/0  | 4    | 34  | 8.5 | 34.0 | 1  |
| TOTAL | 14/0 | 10   | 41  | 4.1 | 2.9  | 2  |

\*redshirt season

RECEIVING: 1 rec., 7 yds, 0 TDs  
KICKOFF RETURNS: 4 ret., 81 yds, 0 TDs

CAREER HIGHS

|                  |                     |
|------------------|---------------------|
| Rushing Attempts | 4 vs. Akron (2025)  |
| Rushing Yards    | 34 vs. Akron (2025) |
| Rushing TDs      | 1 twice             |
| Long Rush        | 28 vs. Akron (2025) |
| Receptions       | 1 vs. Akron (2025)  |
| Receiving Yards  | 7 vs. Akron (2025)  |
| Receiving TDs    | none                |
| Long Reception   | 7 vs. Akron (2025)  |



ELIJAH  
JEUDY

#16

6-3 | 300 | SR. | DL  
PHILADELPHIA, PA.

CAREER HONORS

- Academic All-Big Ten (2024)
- 3-Time Nebraska Scholar-Athlete Honor Roll

PERSONAL NOTES

- Graduated with a degree in child, youth and family studies
- Is married and has one son

CAREER NOTES

- Spent two seasons at Texas A&M (2021-22), playing in three games and recording one tackle

SEASON HIGHLIGHTS

- Started the season opener against Cincinnati
- Had two tackles against Akron

GAME-BY-GAME

| OPPONENT          | UT-AT-TT | TFL-YD | SACK-YD |
|-------------------|----------|--------|---------|
| Cincinnati        | 0-0-0    | 0.0-0  | 0.0-0   |
| Akron             | 0-2-2    | 0.0-0  | 0.0-0   |
| Houston Christian |          |        |         |
| Michigan          |          |        |         |
| Michigan St.      |          |        |         |
| Maryland          |          |        |         |
| Minnesota         |          |        |         |
| Northwestern      |          |        |         |
| USC               |          |        |         |
| UCLA              |          |        |         |
| Penn St.          |          |        |         |
| Iowa              |          |        |         |

CAREER TACKLE STATS

| YEAR   | G/S  | UT | AT | TT | TFL-YD | SCK-YD |
|--------|------|----|----|----|--------|--------|
| 2021^* | 1/0  | 0  | 1  | 1  | 0.0-0  | 0.0-0  |
| 2022^  | 2/0  | 0  | 0  | 0  | 0.0-0  | 0.0-0  |
| 2023   | 11/0 | 4  | 4  | 8  | 1.0-3  | 0.0-0  |
| 2024   | 13/1 | 9  | 4  | 13 | 2.0-4  | 0.0-0  |
| 2025   | 2/2  | 0  | 2  | 2  | 0.0-0  | 0.0-0  |
| TOTAL  | 29/3 | 13 | 11 | 24 | 3.0-7  | 0.0-0  |

^at Texas A&M; \*redshirt season

CAREER MISCELLANEOUS STATS

| YEAR   | FF | FR | PBU | INT | QBH | BLK |
|--------|----|----|-----|-----|-----|-----|
| 2021^* | 0  | 0  | 0   | 0   | 0   | 0   |
| 2022^  | 0  | 0  | 0   | 0   | 0   | 0   |
| 2023   | 0  | 0  | 0   | 0   | 0   | 1   |
| 2024   | 0  | 1  | 0   | 0   | 1   | 0   |
| 2025   | 0  | 0  | 0   | 0   | 0   | 0   |
| TOTAL  | 0  | 1  | 0   | 0   | 1   | 1   |

^at Texas A&M; \*redshirt season

CAREER HIGHS

|                    |                        |
|--------------------|------------------------|
| Tackles            | 3 vs. Wisconsin (2024) |
| TFLs               | 1.0 twice              |
| Sacks              | none                   |
| Breakups           | none                   |
| Blocked Field Goal | 1 vs. Purdue (2023)    |



EMMETT  
JOHNSON

#21

5-11 | 200 | JR. | RB  
MINNEAPOLIS, MINN.

CAREER HONORS

- 2-Time Academic All-Big Ten
- 5-Time Nebraska Scholar-Athlete Honor Roll

2025 WATCH LIST

- Doak Walker Award

CAREER SUPERLATIVES

- 100-yard rushing games: 3

2025 FBS TOP-25 RANKINGS

- Rushing Yards: 7th (248)
- Rushing Yards Per Game: 9th (124.0)
- Total Touchdowns: 14th (3)
- All-Purpose Yards Per Game: 20th (141.0)

SEASON HIGHLIGHTS

- Had 32 offensive touches on Nebraska's 78 total plays against Cincinnati
- Had a career-high 25 carries for 108 yards, his second career 100-yard rushing game
- Also led Nebraska with seven receptions as he totaled 27 receiving yards
- Had a career-high 140 rushing yards with a career-high two touchdowns against Akron
- Became the first Husker with back-to-back 100-yard rushing games since 2022
- Had a career-long 47-yard run against Akron
- Also caught two passes for seven yards, including a 4-yard touchdown reception

RUSHING GAME-BY-GAME

| OPPONENT          | ATT. | YDS | TD | LONG |
|-------------------|------|-----|----|------|
| Cincinnati        | 25   | 108 | 0  | 16   |
| Akron             | 14   | 140 | 2  | 47   |
| Houston Christian |      |     |    |      |
| Michigan          |      |     |    |      |
| Michigan St.      |      |     |    |      |
| Maryland          |      |     |    |      |
| Minnesota         |      |     |    |      |
| Northwestern      |      |     |    |      |
| USC               |      |     |    |      |
| UCLA              |      |     |    |      |
| Penn St.          |      |     |    |      |
| Iowa              |      |     |    |      |

RECEIVING GAME-BY-GAME

| OPPONENT          | REC. | YDS | TD | LONG |
|-------------------|------|-----|----|------|
| Cincinnati        | 7    | 27  | 0  | 9    |
| Akron             | 2    | 7   | 1  | 4    |
| Houston Christian |      |     |    |      |
| Michigan          |      |     |    |      |
| Michigan St.      |      |     |    |      |
| Maryland          |      |     |    |      |
| Minnesota         |      |     |    |      |
| Northwestern      |      |     |    |      |
| USC               |      |     |    |      |
| UCLA              |      |     |    |      |
| Penn St.          |      |     |    |      |
| Iowa              |      |     |    |      |

CAREER RUSHING STATS

| YEAR  | G/S   | ATT. | NET   | Y/A | Y/G   | TD |
|-------|-------|------|-------|-----|-------|----|
| 2022* | 4/0   | 0    | 0     | 0.0 | 0.0   | 0  |
| 2023  | 12/6  | 90   | 411   | 4.6 | 34.3  | 2  |
| 2024  | 13/5  | 117  | 598   | 5.1 | 46.0  | 1  |
| 2025  | 2/2   | 39   | 248   | 6.4 | 124.0 | 2  |
| TOTAL | 31/13 | 246  | 1,257 | 5.1 | 40.5  | 5  |

\*redshirt season

KICKOFF RETURNS: 3 ret., 39 yds, 0 TDs

CAREER RECEIVING STATS

| YEAR  | G/S   | REC. | YDS | Y/R | Y/G  | TD |
|-------|-------|------|-----|-----|------|----|
| 2022* | 4/0   | 0    | 0   | 0.0 | 0.0  | 0  |
| 2023  | 12/6  | 7    | 46  | 6.6 | 3.8  | 0  |
| 2024  | 13/5  | 39   | 286 | 7.3 | 22.0 | 2  |
| 2025  | 2/2   | 9    | 34  | 3.8 | 17.0 | 1  |
| TOTAL | 31/13 | 55   | 366 | 6.7 | 11.8 | 3  |

\*redshirt season

CAREER RUSHING HIGHS

|                  |                          |
|------------------|--------------------------|
| Rushing Attempts | 25 vs. Cincinnati (2025) |
| Rushing Yards    | 113 vs. Wisconsin (2024) |
| Rushing TDs      | 2 vs. Akron (2025)       |
| Long Rush        | 47 vs. Akron (2025)      |

CAREER RECEIVING HIGHS

|                 |                         |
|-----------------|-------------------------|
| Receptions      | 7 twice                 |
| Receiving Yards | 85 vs. Wisconsin (2024) |
| Receiving TDs   | 1 three times           |
| Long Reception  | 29 at USC (2024)        |

**DONOVAN JONES** #376-1 | 200 | R-FR. | DB  
OMAHA, NEB.**CAREER HONORS**

- 2-Time Nebraska Scholar-Athlete Honor Roll

**SEASON HIGHLIGHTS**

- Had three tackles and his first career pass breakup against Cincinnati as the Huskers held the Bearcats to 69 passing yards on 25 attempts
- Had one solo tackle vs. Akron and helped the Huskers hold the Zips to 62 passing yards on 23 attempts

**GAME-BY-GAME**

| OPPONENT          | UT-AT-TT | TFL-YD | PBU | INT |
|-------------------|----------|--------|-----|-----|
| Cincinnati        | 2-1-3    | 0.0-0  | 1   | 0   |
| Akron             | 1-0-1    | 0.0-0  | 0   | 0   |
| Houston Christian |          |        |     |     |
| Michigan          |          |        |     |     |
| Michigan St.      |          |        |     |     |
| Maryland          |          |        |     |     |
| Minnesota         |          |        |     |     |
| Northwestern      |          |        |     |     |
| USC               |          |        |     |     |
| UCLA              |          |        |     |     |
| Penn St.          |          |        |     |     |
| Iowa              |          |        |     |     |

**CAREER TACKLE STATS**

| YEAR         | G/S        | UT       | AT       | TT       | TFL-YD       | SCK-YD       |
|--------------|------------|----------|----------|----------|--------------|--------------|
| 2024*        | 5/0        | 3        | 2        | 5        | 1.0-2        | 0.0-0        |
| 2025         | 2/0        | 3        | 1        | 4        | 0.0-0        | 0.0-0        |
| <b>TOTAL</b> | <b>7/0</b> | <b>6</b> | <b>3</b> | <b>9</b> | <b>1.0-2</b> | <b>0.0-0</b> |

\*redshirt

**CAREER MISCELLANEOUS STATS**

| YEAR         | FF       | FR       | PBU      | INT      | QBH      | BLK      |
|--------------|----------|----------|----------|----------|----------|----------|
| 2024*        | 0        | 0        | 0        | 0        | 0        | 0        |
| 2025         | 0        | 0        | 1        | 0        | 0        | 0        |
| <b>TOTAL</b> | <b>0</b> | <b>0</b> | <b>1</b> | <b>0</b> | <b>0</b> | <b>0</b> |

\*redshirt

**CAREER HIGHS**

|                      |                               |
|----------------------|-------------------------------|
| <b>Tackles</b>       | 3 twice                       |
| <b>TFLs</b>          | 1.0 vs. Boston College (2024) |
| <b>Sacks</b>         | none                          |
| <b>Breakups</b>      | 1 vs. Cincinnati (2025)       |
| <b>Interceptions</b> | none                          |

**DANE KEY** #66-3 | 210 | SR. | WR  
LEXINGTON, KY.**CAREER HONORS**

- 2025 Team Captain
- Nebraska Scholar-Athlete Honor Roll (Spring 2025)

**2025 WATCH LIST**

- Senior Bowl Top 300 List

**ACTIVE CAREER FBS RANKINGS**

- Receiving Yards: 10th (1,956)
- Receiving Touchdowns: 12th (16)

**CAREER NOTES**

- Was a three-year starter at Kentucky (2022-24) before transferring to Nebraska
- Caught 126 passes for 1,870 yards and 14 touchdowns over 38 games and 35 starts with the Wildcats

**2025 FBS TOP-25 RANKINGS**

- Receiving Touchdowns: 25th (2)

**SEASON HIGHLIGHTS**

- 1 of 10 Huskers to win a team vote to wear a single-digit number
- Caught six passes for 51 yards against Cincinnati
- Caught a 3-yard touchdown pass on fourth down in the fourth quarter for what proved to be the game-winning score
- Had three catches for 35 yards against Akron, including an 18-yard touchdown

**GAME-BY-GAME**

| OPPONENT          | REC. | YDS | TD | LONG |
|-------------------|------|-----|----|------|
| Cincinnati        | 6    | 51  | 1  | 15   |
| Akron             | 3    | 35  | 1  | 18   |
| Houston Christian |      |     |    |      |
| Michigan          |      |     |    |      |
| Michigan St.      |      |     |    |      |
| Maryland          |      |     |    |      |
| Minnesota         |      |     |    |      |
| Northwestern      |      |     |    |      |
| USC               |      |     |    |      |
| UCLA              |      |     |    |      |
| Penn St.          |      |     |    |      |
| Iowa              |      |     |    |      |

**CAREER RECEIVING STATS**

| YEAR         | G/S          | REC.       | YDS          | Y/R         | Y/G         | TD        |
|--------------|--------------|------------|--------------|-------------|-------------|-----------|
| 2022*        | 13/12        | 37         | 519          | 14.0        | 39.9        | 6         |
| 2023*        | 13/12        | 42         | 636          | 15.1        | 48.9        | 6         |
| 2024*        | 12/11        | 47         | 715          | 15.2        | 59.6        | 2         |
| 2025         | 2/2          | 9          | 86           | 9.6         | 43.0        | 2         |
| <b>TOTAL</b> | <b>40/37</b> | <b>135</b> | <b>1,956</b> | <b>14.5</b> | <b>48.9</b> | <b>16</b> |

\*at Kentucky

**RUSHING:** 1 att., -2 yds, 0 TDs**CAREER HIGHS**

|                             |                        |
|-----------------------------|------------------------|
| <b>Receptions</b>           | 8 twice*               |
| <b>Receiving Yards</b>      | 145 vs. Ohio (2024)*   |
| <b>Receiving Touchdowns</b> | 2 at Missouri (2022)*  |
| <b>Long Reception</b>       | 58 vs. Clemson (2023)* |

\*at Kentucky

**TJ LATEEF** #146-1 | 200 | FR. | QB  
COMPTON, CALIF.**CAREER HONORS**

- Nebraska Scholar-Athlete Honor Roll (Spring 2025)

**SEASON HIGHLIGHTS**

- Is NU's No. 2 quarterback as a true freshman
- Made his Husker debut in impressive fashion against Akron
- Completed 6-of-7 passes for 128 yards and carried twice for 17 yards, including an 8-yard touchdown for his first career score

**GAME-BY-GAME**

| OPPONENT          | COMP-ATT       | YDS | TD | INT |
|-------------------|----------------|-----|----|-----|
| Cincinnati        | -Did Not Play- |     |    |     |
| Akron             | 6-7            | 128 | 0  | 0   |
| Houston Christian |                |     |    |     |
| Michigan          |                |     |    |     |
| Michigan St.      |                |     |    |     |
| Maryland          |                |     |    |     |
| Minnesota         |                |     |    |     |
| Northwestern      |                |     |    |     |
| USC               |                |     |    |     |
| UCLA              |                |     |    |     |
| Penn St.          |                |     |    |     |
| Iowa              |                |     |    |     |

**CAREER PASSING STATS**

| YEAR | G/S | CMP-ATT | PCT  | YDS | TD | INT |
|------|-----|---------|------|-----|----|-----|
| 2025 | 1/0 | 6-7     | 85.7 | 128 | 0  | 0   |

**CAREER RUSHING STATS**

| YEAR | G/S | ATT. | NET | Y/A | Y/G  | TD |
|------|-----|------|-----|-----|------|----|
| 2025 | 1/0 | 2    | 17  | 8.5 | 17.0 | 1  |

**CAREER PASSING HIGHS**

|                    |                      |
|--------------------|----------------------|
| <b>Attempts</b>    | 7 vs. Akron (2025)   |
| <b>Completions</b> | 6 vs. Akron (2025)   |
| <b>Yards</b>       | 128 vs. Akron (2025) |
| <b>Touchdowns</b>  | none                 |
| <b>Long Pass</b>   | 41 vs. Akron (2025)  |

**CAREER RUSHING HIGHS**

|                   |                     |
|-------------------|---------------------|
| <b>Attempts</b>   | 2 vs. Akron (2025)  |
| <b>Yards</b>      | 17 vs. Akron (2025) |
| <b>Touchdowns</b> | 1 vs. Akron (2025)  |
| <b>Long Rush</b>  | 9 vs. Akron (2025)  |





## CAMERON LENHARDT #11

6-3 | 270 | JR. | DL  
STATEN ISLAND, N.Y.

### CAREER HONORS

- Honorable-Mention Freshman All-American (2023)
- Academic All-Big Ten (2024)
- 3-Time Nebraska Scholar-Athlete Honor Roll

### SEASON HIGHLIGHTS

- Started and recorded three tackles against Cincinnati
- Totaled three tackles with a half TFL vs. Akron

### GAME-BY-GAME

| OPPONENT          | UT-AT-TT | TFL-YD | SACK-YD |
|-------------------|----------|--------|---------|
| Cincinnati        | 0-3-3    | 0.0-0  | 0.0-0   |
| Akron             | 1-2-3    | 0.5-0  | 0.0-0   |
| Houston Christian |          |        |         |
| Michigan          |          |        |         |
| Michigan St.      |          |        |         |
| Maryland          |          |        |         |
| Minnesota         |          |        |         |
| Northwestern      |          |        |         |
| USC               |          |        |         |
| UCLA              |          |        |         |
| Penn St.          |          |        |         |
| Iowa              |          |        |         |

### CAREER TACKLE STATS

| YEAR         | G/S         | UT        | AT        | TT        | TFL-YD        | SCK-YD        |
|--------------|-------------|-----------|-----------|-----------|---------------|---------------|
| 2023         | 10/4        | 9         | 7         | 16        | 5.0-22        | 3.0-17        |
| 2024         | 13/2        | 7         | 9         | 16        | 3.0-8         | 0.5-3         |
| 2025         | 2/2         | 1         | 5         | 6         | 0.5-0         | 0.0-0         |
| <b>TOTAL</b> | <b>25/8</b> | <b>17</b> | <b>21</b> | <b>38</b> | <b>8.5-30</b> | <b>3.5-20</b> |

### CAREER MISCELLANEOUS STATS

| YEAR         | FF       | FR       | PBU      | INT      | QBH      | BLK      |
|--------------|----------|----------|----------|----------|----------|----------|
| 2023         | 0        | 0        | 0        | 0        | 1        | 0        |
| 2024         | 0        | 0        | 0        | 0        | 2        | 0        |
| 2025         | 0        | 0        | 0        | 0        | 0        | 0        |
| <b>TOTAL</b> | <b>0</b> | <b>0</b> | <b>0</b> | <b>0</b> | <b>3</b> | <b>0</b> |

### CAREER HIGHS

|          |                        |
|----------|------------------------|
| Tackles  | 4 twice                |
| TFLs     | 2.0 at Colorado (2023) |
| Sacks    | 2.0 at Colorado (2023) |
| Breakups | none                   |



## LUKE LINDENMEYER #44

6-3 | 250 | JR. | TE  
LA VISTA, NEB.

### CAREER HONORS

- 2-Time Academic All-Big Ten
- 7-Time Nebraska Scholar-Athlete Honor Roll

### PERSONAL NOTES

- Proposed to his fiance, Kailyn Storovich, on the field following the Akron game

### SEASON HIGHLIGHTS

- Has more receptions (8), receiving yards (91) and receiving touchdowns (1) in two games this season than he had in his career entering this season
- Started and had a career game with five catches for 47 yards against Cincinnati, setting career highs in both categories
- Had five catches and 47 yards after entering the game with five catches for 50 yards in his first 26 career games
- Caught three passes for 44 yards against Akron, including a 10-yard touchdown reception for his first career score

### GAME-BY-GAME

| OPPONENT          | REC. | YDS | TD | LONG |
|-------------------|------|-----|----|------|
| Cincinnati        | 5    | 47  | 0  | 19   |
| Akron             | 3    | 44  | 1  | 22   |
| Houston Christian |      |     |    |      |
| Michigan          |      |     |    |      |
| Michigan St.      |      |     |    |      |
| Maryland          |      |     |    |      |
| Minnesota         |      |     |    |      |
| Northwestern      |      |     |    |      |
| USC               |      |     |    |      |
| UCLA              |      |     |    |      |
| Penn St.          |      |     |    |      |
| Iowa              |      |     |    |      |

### CAREER RECEIVING STATS

| YEAR         | G/S         | REC.      | YDS        | Y/R         | Y/G        | TD       |
|--------------|-------------|-----------|------------|-------------|------------|----------|
| 2022*        | 1/0         | 0         | 0          | 0.0         | 0.0        | 0        |
| 2023         | 13/5        | 0         | 0          | 0.0         | 0.0        | 0        |
| 2024         | 13/2        | 5         | 50         | 10.0        | 3.8        | 0        |
| 2025         | 2/2         | 8         | 91         | 11.4        | 45.5       | 1        |
| <b>TOTAL</b> | <b>29/9</b> | <b>13</b> | <b>141</b> | <b>10.8</b> | <b>4.9</b> | <b>1</b> |

RUSHING: 1 att., -2 yds, 0 TDs

\*redshirt season

### CAREER HIGHS

|                      |                          |
|----------------------|--------------------------|
| Receptions           | 5 vs. Cincinnati (2025)  |
| Receiving Yards      | 47 vs. Cincinnati (2025) |
| Receiving Touchdowns | 1 vs. Akron (2025)       |
| Long Reception       | 19 vs. Cincinnati (2025) |



## HENRY LUTOVSKY #59

6-6 | 320 | SR. | OL  
CRAWFORDSVILLE, IOWA

### CAREER HONORS

- 2025 Team Captain
- 2-Time Academic All-Big Ten
- 8-Time Nebraska Scholar-Athlete Honor Roll

### PERSONAL NOTES

- Graduated with a degree in criminology and criminal justice

### CAREER NOTES

- Has made 15 career starts at right guard with two starts at left guard

### SEASON HIGHLIGHTS

- Has started both games at left guard
- Helped Nebraska total 728 yards against Akron, the eighth-highest total in school history

### CAREER STATS

- Games: 40  
(2 in 2021; 12 in 2022; 12 in 2023; 12 in 2024; 2 in 2025)
- Starts: 17  
(2 in 2022; 2 in 2023; 11 in 2024; 2 in 2025)



# ANDREW MARSHALL #10

6-0 | 190 | JR. | DB  
EASTVALE, CALIF.

## CAREER HONORS

- First-Team All-Big Sky CB (2024 at Idaho)
- Honorable-Mention All-Big Sky KR (2024 at Idaho)
- Nebraska Scholar-Athlete Honor Roll (Spring 2025)

## CAREER NOTES

- Was an all-conference cornerback during his two seasons at FCS Idaho (2023-24)
- Started 14 games with the Vandals and totaled 72 tackles, 1.5 TFLs and eight pass breakups
- Was also a top returner at Idaho, returning both a punt and kickoff for a touchdown

## SEASON HIGHLIGHTS

- Started against Cincinnati and had five tackles with one pass breakup as Nebraska held Cincinnati to 69 passing yards on 25 attempts
- Had a TFL against Akron when NU limited the Zips to 62 passing yards on 23 attempts

## GAME-BY-GAME

| OPPONENT          | UT-AT-TT | TFL-YD | PBU | INT |
|-------------------|----------|--------|-----|-----|
| Cincinnati        | 2-3-5    | 0.0-0  | 1   | 0   |
| Akron             | 1-0-1    | 1.0-1  | 0   | 0   |
| Houston Christian |          |        |     |     |
| Michigan          |          |        |     |     |
| Michigan St.      |          |        |     |     |
| Maryland          |          |        |     |     |
| Minnesota         |          |        |     |     |
| Northwestern      |          |        |     |     |
| USC               |          |        |     |     |
| UCLA              |          |        |     |     |
| Penn St.          |          |        |     |     |
| Iowa              |          |        |     |     |

## CAREER TACKLE STATS

| YEAR         | G/S          | UT        | AT        | TT        | TFL-YD       | SCK-YD       |
|--------------|--------------|-----------|-----------|-----------|--------------|--------------|
| 2023*        | 13/1         | 13        | 9         | 22        | 0.5-3        | 0.0-0        |
| 2024*        | 13/13        | 31        | 19        | 50        | 1.0-2        | 0.0-0        |
| 2025         | 2/2          | 3         | 3         | 6         | 1.0-1        | 0.0-0        |
| <b>TOTAL</b> | <b>28/16</b> | <b>47</b> | <b>31</b> | <b>78</b> | <b>2.5-6</b> | <b>0.0-0</b> |

\*at FCS Idaho

## CAREER MISCELLANEOUS STATS

| YEAR         | FF       | FR       | PBU      | INT      | QBH      | BLK      |
|--------------|----------|----------|----------|----------|----------|----------|
| 2023*        | 0        | 0        | 5        | 0        | 0        | 0        |
| 2024*        | 1        | 1        | 3        | 0        | 0        | 0        |
| 2025         | 0        | 0        | 1        | 0        | 0        | 0        |
| <b>TOTAL</b> | <b>1</b> | <b>1</b> | <b>9</b> | <b>0</b> | <b>0</b> | <b>0</b> |

\*at FCS Idaho

KICKOFF RETURNS: 9 ret., 373 yds, 1 TD

PUNT RETURNS: 14 ret., 150 yds, 1 TD

## CAREER HIGHS

|                      |                          |
|----------------------|--------------------------|
| Tackles              | 9 at Oregon (2024)*      |
| TFLs                 | 1.0 twice                |
| Sacks                | none                     |
| Breakups             | 2 vs. Albany (2023)*     |
| Interceptions        | none                     |
| Kickoff Returns      | 3 at Idaho St. (2024)*   |
| Kickoff Return Yards | 181 at Idaho St. (2024)* |

\*at FCS Idaho



# DASAN McCULLOUGH #15

6-5 | 235 | SR. | LB  
KANSAS CITY, KAN.

## CAREER HONORS

- Honorable-Mention Freshman All-American (2022 at Indiana)
- Honorable-Mention All-Big Ten (2022 at Indiana)
- Nebraska Scholar-Athlete Honor Roll (Spring 2025)

## PERSONAL NOTES

- His father, Deland, is the running backs coach for the Las Vegas Raiders and previously coached running backs for the Kansas City Chiefs (2018-2020)
- Deland was also the running backs coach at Indiana (2011-16 & 2021), USC (2017) and Notre Dame (2022-24)
- His brother, Deland McCullough II, was a defensive back at Miami (Ohio) and Indiana

## CAREER NOTES

- Played at both Indiana (2022) and Oklahoma (2023-24) before transferring to Nebraska
- Was an honorable-mention All-Big Ten pick in his lone season as a Hoosier, totaling 49 tackles with 6.5 TFLs and 4.0 sacks
- Totaled 47 tackles and 7.0 TFLs over 17 games and eight starts at Oklahoma

## SEASON HIGHLIGHTS

- Started against Cincinnati and had four tackles with one pass breakup
- Totaled the 100th tackle of his career against the Bearcats
- Had two solo tackles against Akron

## GAME-BY-GAME

| OPPONENT          | UT-AT-TT | TFL-YD | SACK-YD |
|-------------------|----------|--------|---------|
| Cincinnati        | 1-3-4    | 0.0-0  | 0.0-0   |
| Akron             | 2-0-2    | 0.0-0  | 0.0-0   |
| Houston Christian |          |        |         |
| Michigan          |          |        |         |
| Michigan St.      |          |        |         |
| Maryland          |          |        |         |
| Minnesota         |          |        |         |
| Northwestern      |          |        |         |
| USC               |          |        |         |
| UCLA              |          |        |         |
| Penn St.          |          |        |         |
| Iowa              |          |        |         |

## CAREER TACKLE STATS

| YEAR         | G/S          | UT        | AT        | TT         | TFL-YD         | SCK-YD        |
|--------------|--------------|-----------|-----------|------------|----------------|---------------|
| 2022*        | 12/4         | 32        | 17        | 49         | 6.5-38         | 4.0-33        |
| 2023^        | 10/7         | 15        | 15        | 30         | 3.5-4          | 0.0-0         |
| 2024^        | 7/1          | 10        | 7         | 17         | 2.5-6          | 0.0-0         |
| 2025         | 2/2          | 3         | 3         | 6          | 0.0-0          | 0.0-0         |
| <b>TOTAL</b> | <b>31/14</b> | <b>60</b> | <b>42</b> | <b>102</b> | <b>12.5-48</b> | <b>4.0-33</b> |

\*at Indiana; ^at Oklahoma

## CAREER MISCELLANEOUS STATS


| YEAR         | FF       | FR       | PBU      | INT      | QBH      | BLK      |
|--------------|----------|----------|----------|----------|----------|----------|
| 2022*        | 0        | 0        | 3        | 0        | 3        | 0        |
| 2023^        | 0        | 0        | 3        | 0        | 3        | 0        |
| 2024^        | 0        | 0        | 0        | 0        | 0        | 0        |
| 2025         | 0        | 0        | 1        | 0        | 0        | 0        |
| <b>TOTAL</b> | <b>0</b> | <b>0</b> | <b>7</b> | <b>0</b> | <b>6</b> | <b>0</b> |

\*at Indiana; ^at Oklahoma

## CAREER HIGHS

|          |                        |
|----------|------------------------|
| Tackles  | 8 at Rutgers (2022)*   |
| TFLs     | 2.0 vs. Idaho (2022)*  |
| Sacks    | 2.0 vs. Idaho (2022)*  |
| Breakups | 2 vs. Maryland (2022)* |

\*at Indiana

**DAWSON  
MERRITT #40****6-3 | 225 | FR. | LB  
STILWELL, KAN.****CAREER HONORS**

- Nebraska Scholar-Athlete Honor Roll (Spring 2025)

**PERSONAL NOTES**

- Dawson's father, Dave Merritt, is the defensive backs coach for the Kansas City Chiefs
- Dave Merritt is in his 7th season with the Chiefs in 2025 and his 25th season as an NFL coach
- Prior to coaching, Dave was an All-ACC linebacker at North Carolina State

**SEASON HIGHLIGHTS**

- Played in both games as a true freshman
- Recorded his first career tackle with a solo stop against Akron

**GAME-BY-GAME**

| OPPONENT          | UT-AT-TT | TFL-YD | SACK-YD |
|-------------------|----------|--------|---------|
| Cincinnati        | 0-0-0    | 0.0-0  | 0.0-0   |
| Akron             | 1-0-1    | 0.0-0  | 0.0-0   |
| Houston Christian |          |        |         |
| Michigan          |          |        |         |
| Michigan St.      |          |        |         |
| Maryland          |          |        |         |
| Minnesota         |          |        |         |
| Northwestern      |          |        |         |
| USC               |          |        |         |
| UCLA              |          |        |         |
| Penn St.          |          |        |         |
| Iowa              |          |        |         |

**CAREER TACKLE STATS**

| YEAR | G/S | UT | AT | TT | TFL-YD | SCK-YD |
|------|-----|----|----|----|--------|--------|
| 2025 | 2/0 | 1  | 0  | 1  | 0.0-0  | 0.0-0  |

**CAREER MISCELLANEOUS STATS**

| YEAR | FF | FR | PBU | INT | QBH | BLK |
|------|----|----|-----|-----|-----|-----|
| 2025 | 0  | 0  | 0   | 0   | 0   | 0   |

**CAREER HIGHS**

|          |                    |
|----------|--------------------|
| Tackles  | 1 vs. Akron (2025) |
| TFLs     | none               |
| Sacks    | none               |
| Breakups | none               |

**CORTEZ  
MILLS JR. #19****6-0 | 185 | FR. | WR  
HOMESTEAD, FLA.****SEASON HIGHLIGHTS**

- Saw action in the season opener as a true freshman against Cincinnati and had a 13-yard reception
- Had a 7-yard reception against Akron

**GAME-BY-GAME**

| OPPONENT          | REC. | YDS | TD | LONG |
|-------------------|------|-----|----|------|
| Cincinnati        | 1    | 13  | 0  | 13   |
| Akron             | 1    | 7   | 0  | 7    |
| Houston Christian |      |     |    |      |
| Michigan          |      |     |    |      |
| Michigan St.      |      |     |    |      |
| Maryland          |      |     |    |      |
| Minnesota         |      |     |    |      |
| Northwestern      |      |     |    |      |
| USC               |      |     |    |      |
| UCLA              |      |     |    |      |
| Penn St.          |      |     |    |      |
| Iowa              |      |     |    |      |

**CAREER RECEIVING STATS**

| YEAR | G/S | REC. | YDS | Y/R  | Y/G  | TD |
|------|-----|------|-----|------|------|----|
| 2025 | 2/0 | 2    | 20  | 10.0 | 10.0 | 0  |

**CAREER HIGHS**

|                      |                          |
|----------------------|--------------------------|
| Receptions           | 1 twice                  |
| Receiving Yards      | 13 vs. Cincinnati (2025) |
| Receiving Touchdowns | none                     |
| Long Reception       | 13 vs. Cincinnati (2025) |

**ISAIAH  
MOZEE #22****6-0 | 210 | FR. | RB  
KANSAS CITY, MO.****CAREER HONORS**

- Nebraska Scholar-Athlete Honor Roll (Spring 2025)

**PERSONAL NOTES**

- Isaiah's father, Jamar Mozee, is a senior football assistant at Nebraska

**SEASON HIGHLIGHTS**

- Saw action as a true freshman in the season opener against Cincinnati and had one carry and a two-yard reception
- Caught three passes for 65 yards against Akron with a 5-yard punt return

**RUSHING GAME-BY-GAME**

| OPPONENT          | ATT. | YDS | TD | LONG |
|-------------------|------|-----|----|------|
| Cincinnati        | 1    | -2  | 0  | 0    |
| Akron             | 0    | 0   | 0  | -    |
| Houston Christian |      |     |    |      |
| Michigan          |      |     |    |      |
| Michigan St.      |      |     |    |      |
| Maryland          |      |     |    |      |
| Minnesota         |      |     |    |      |
| Northwestern      |      |     |    |      |
| USC               |      |     |    |      |
| UCLA              |      |     |    |      |
| Penn St.          |      |     |    |      |
| Iowa              |      |     |    |      |

**RECEIVING GAME-BY-GAME**

| OPPONENT          | REC. | YDS | TD | LONG |
|-------------------|------|-----|----|------|
| Cincinnati        | 1    | 2   | 0  | 2    |
| Akron             | 3    | 65  | 0  | 39   |
| Houston Christian |      |     |    |      |
| Michigan          |      |     |    |      |
| Michigan St.      |      |     |    |      |
| Maryland          |      |     |    |      |
| Minnesota         |      |     |    |      |
| Northwestern      |      |     |    |      |
| USC               |      |     |    |      |
| UCLA              |      |     |    |      |
| Penn St.          |      |     |    |      |
| Iowa              |      |     |    |      |

**CAREER RUSHING STATS**

| YEAR | G/S | ATT. | NET | Y/A  | Y/G  | TD |
|------|-----|------|-----|------|------|----|
| 2025 | 2/0 | 1    | -2  | -2.0 | -1.0 | 0  |

**CAREER RECEIVING STATS**

| YEAR | G/S | REC. | YDS | Y/R  | Y/G  | TD |
|------|-----|------|-----|------|------|----|
| 2025 | 2/0 | 4    | 67  | 16.8 | 33.5 | 0  |

**PUNT RETURNS:** 1 ret., 5 yds, 0 TDs**CAREER HIGHS**

|                  |                          |
|------------------|--------------------------|
| Rushing Attempts | 1 vs. Cincinnati (2025)  |
| Rushing Yards    | -2 vs. Cincinnati (2025) |
| Rushing TDs      | none                     |
| Long Rush        | -2 vs. Cincinnati (2025) |
| Receptions       | 3 vs. Akron (2025)       |
| Receiving Yards  | 65 vs. Akron (2025)      |
| Receiving TDs    | none                     |
| Long Reception   | 39 vs. Akron (2025)      |

**CARTER NELSON #29**6-5 | 240 | SO. | WR  
AINSWORTH, NEB.**CAREER HONORS**

- Nebraska Scholar-Athlete Honor Roll (Fall 2024)

**CAREER NOTES**

- Played his freshman season as a wide receiver before switching to tight end
- Missed most of the offseason following hip surgery

**SEASON HIGHLIGHTS**

- Has played in both games this season but does not have a reception

**GAME-BY-GAME**

| OPPONENT          | REC. | YDS | TD | LONG |
|-------------------|------|-----|----|------|
| Cincinnati        | 0    | 0   | 0  | -    |
| Akron             | 0    | 0   | 0  | -    |
| Houston Christian |      |     |    |      |
| Michigan          |      |     |    |      |
| Michigan St.      |      |     |    |      |
| Maryland          |      |     |    |      |
| Minnesota         |      |     |    |      |
| Northwestern      |      |     |    |      |
| USC               |      |     |    |      |
| UCLA              |      |     |    |      |
| Penn St.          |      |     |    |      |
| Iowa              |      |     |    |      |

**CAREER RECEIVING STATS**

| YEAR         | G/S         | REC.      | YDS       | Y/R        | Y/G        | TD       |
|--------------|-------------|-----------|-----------|------------|------------|----------|
| 2024         | 13/0        | 10        | 86        | 8.6        | 6.6        | 1        |
| 2025         | 2/0         | 0         | 0         | 0.0        | 0.0        | 0        |
| <b>TOTAL</b> | <b>15/0</b> | <b>10</b> | <b>86</b> | <b>8.6</b> | <b>5.7</b> | <b>1</b> |

RUSHING: 2 att., -1 yds, 0 TDs

**CAREER HIGHS**

|                      |                        |
|----------------------|------------------------|
| Receptions           | 4 vs. UNI (2024)       |
| Receiving Yards      | 48 vs. UNI (2024)      |
| Receiving Touchdowns | 1 vs. UNI (2024)       |
| Long Reception       | 24 [TD] vs. UNI (2024) |

**MEKHI NELSON #35**6-0 | 195 | R-FR. | RB  
WILKES-BARRE, PA.**CAREER HONORS**

- 2-Time Nebraska Scholar-Athlete Honor Roll

**SEASON HIGHLIGHTS**

- Had one carry against Cincinnati
- Had a career game against Akron
- Set career highs with five carries, 11 rushing yards, three receptions and 52 receiving yards
- Scored on a 1-yard touchdown run for his first career touchdown

**GAME-BY-GAME**

| OPPONENT          | ATT. | YDS | TD | LONG |
|-------------------|------|-----|----|------|
| Cincinnati        | 1    | 0   | 0  | 0    |
| Akron             | 5    | 11  | 1  | 6    |
| Houston Christian |      |     |    |      |
| Michigan          |      |     |    |      |
| Michigan St.      |      |     |    |      |
| Maryland          |      |     |    |      |
| Minnesota         |      |     |    |      |
| Northwestern      |      |     |    |      |
| USC               |      |     |    |      |
| UCLA              |      |     |    |      |
| Penn St.          |      |     |    |      |
| Iowa              |      |     |    |      |

**CAREER RUSHING STATS**

| YEAR         | G/S        | ATT.     | NET       | Y/A        | Y/G        | TD       |
|--------------|------------|----------|-----------|------------|------------|----------|
| 2024*        | 1/0        | 1        | 2         | 2.0        | 2.0        | 0        |
| 2025         | 2/0        | 6        | 11        | 1.8        | 5.5        | 1        |
| <b>TOTAL</b> | <b>3/0</b> | <b>7</b> | <b>13</b> | <b>1.9</b> | <b>4.3</b> | <b>1</b> |

\*redshirt season

**CAREER RECEIVING STATS**

| YEAR         | G/S        | REC.     | YDS       | Y/R         | Y/G         | TD       |
|--------------|------------|----------|-----------|-------------|-------------|----------|
| 2024*        | 1/0        | 0        | 0         | 0.0         | 0.0         | 0        |
| 2025         | 2/0        | 3        | 52        | 17.3        | 26.0        | 0        |
| <b>TOTAL</b> | <b>3/0</b> | <b>3</b> | <b>52</b> | <b>17.3</b> | <b>17.3</b> | <b>0</b> |

\*redshirt season

**CAREER HIGHS**

|                  |                     |
|------------------|---------------------|
| Rushing Attempts | 5 vs. Akron (2025)  |
| Rushing Yards    | 11 vs. Akron (2025) |
| Rushing TDs      | 1 vs. Akron (2025)  |
| Long Rush        | 6 vs. Akron (2025)  |
| Receptions       | 3 vs. Akron (2025)  |
| Receiving Yards  | 52 vs. Akron (2025) |
| Receiving TDs    | none                |
| Long Reception   | 41 vs. Akron (2025) |

**WILLIAMS NWANERI #96**6-7 | 265 | R-FR. | DL  
LEE'S SUMMIT, MO.**CAREER HONORS**

- Nebraska Scholar-Athlete Honor Roll (Spring 2025)

**CAREER NOTES**

- Redshirted at Missouri in 2024 before transferring to Nebraska
- Played in four games at Missouri and made four tackles with 1.0 TFL and 1.0 sack

**2025 FBS TOP-25 RANKINGS**

- Fumbles Recovered: 7th (1)

**SEASON HIGHLIGHTS**

- Set a career high with six tackles against Cincinnati while adding a half TFL, his first career pass breakup and a quarterback hurry
- Had one solo tackle and one hurry against Akron

**GAME-BY-GAME**

| OPPONENT          | UT-AT-TT | TFL-YD | SACK-YD |
|-------------------|----------|--------|---------|
| Cincinnati        | 2-4-6    | 0.5-3  | 0.0-0   |
| Akron             | 1-0-1    | 0.0-0  | 0.0-0   |
| Houston Christian |          |        |         |
| Michigan          |          |        |         |
| Michigan St.      |          |        |         |
| Maryland          |          |        |         |
| Minnesota         |          |        |         |
| Northwestern      |          |        |         |
| USC               |          |        |         |
| UCLA              |          |        |         |
| Penn St.          |          |        |         |
| Iowa              |          |        |         |

**CAREER TACKLE STATS**

| YEAR         | G/S        | UT       | AT       | TT       | TFL-YD       | SCK-YD       |
|--------------|------------|----------|----------|----------|--------------|--------------|
| 2024*^       | 4/0        | 1        | 1        | 2        | 1.0-2        | 1.0-2        |
| 2025         | 2/0        | 3        | 4        | 7        | 0.5-3        | 0.0-0        |
| <b>TOTAL</b> | <b>6/0</b> | <b>4</b> | <b>5</b> | <b>9</b> | <b>1.5-5</b> | <b>1.0-2</b> |

\*redshirt; ^at Missouri

**CAREER MISCELLANEOUS STATS**

| YEAR         | FF       | FR       | PBU      | INT      | QBH      | BLK      |
|--------------|----------|----------|----------|----------|----------|----------|
| 2024*^       | 0        | 0        | 0        | 0        | 1        | 0        |
| 2025         | 0        | 1        | 1        | 0        | 2        | 0        |
| <b>TOTAL</b> | <b>0</b> | <b>1</b> | <b>1</b> | <b>0</b> | <b>3</b> | <b>0</b> |

\*redshirt; ^at Missouri

**CAREER HIGHS**

|          |                               |
|----------|-------------------------------|
| Tackles  | 6 vs. Cincinnati (2025)       |
| TFLs     | 1.0 vs. Massachusetts (2024)* |
| Sacks    | 1.0 vs. Massachusetts (2024)* |
| Breakups | 1 vs. Cincinnati (2025)       |

\*at Missouri



**KADE  
PIETRZAK #93****6-5 | 265 | FR. | DL  
WEST FARGO, N.D.****SEASON HIGHLIGHTS**

- Has played in every game as a true freshman
- Led Nebraska with four tackles against Akron with 2.0 tackles for loss
- Had a 3-yard TFL resulting in a safety

**GAME-BY-GAME**

| OPPONENT          | UT-AT-TT | TFL-YD | SACK-YD |
|-------------------|----------|--------|---------|
| Cincinnati        | 0-0-0    | 0.0-0  | 0.0-0   |
| Akron             | 3-1-4    | 2.0-6  | 0.0-0   |
| Houston Christian |          |        |         |
| Michigan          |          |        |         |
| Michigan St.      |          |        |         |
| Maryland          |          |        |         |
| Minnesota         |          |        |         |
| Northwestern      |          |        |         |
| USC               |          |        |         |
| UCLA              |          |        |         |
| Penn St.          |          |        |         |
| Iowa              |          |        |         |

**CAREER TACKLE STATS**

| YEAR | G/S | UT | AT | TT | TFL-YD | SCK-YD |
|------|-----|----|----|----|--------|--------|
| 2025 | 2/0 | 3  | 1  | 4  | 2.0-6  | 0.0-0  |

**CAREER MISCELLANEOUS STATS**

| YEAR | FF | FR | PBU | INT | QBH | BLK |
|------|----|----|-----|-----|-----|-----|
| 2025 | 0  | 0  | 0   | 0   | 0   | 0   |

**CAREER HIGHS**

|                 |                      |
|-----------------|----------------------|
| <b>Tackles</b>  | 4 vs. Akron (2025)   |
| <b>TFLs</b>     | 2.0 vs. Akron (2025) |
| <b>Sacks</b>    | none                 |
| <b>Breakups</b> | none                 |
| <b>Safeties</b> | 1 vs. Akron (2025)   |

**ELIJAH  
PRITCHETT #57****6-6 | 325 | JR. | OL  
COLUMBUS, GA.****CAREER HONORS**

- Nebraska Scholar-Athlete Honor Roll (Spring 2025)

**CAREER NOTES**


- Spent three seasons at Alabama (2022-24) before transferring to Nebraska
- Played in 29 games with 12 starts with the Crimson Tide
- Has started 11 games at right tackle and one game at left tackle in his career

**SEASON HIGHLIGHTS**

- Has seen action at left tackle in both games
- Helped Nebraska total 728 yards against Akron, the eighth-highest total in school history

**CAREER STATS**

- **Games:** 33  
(2 in 2022\*; 14 in 2023\*; 13 in 2024\*; 2 in 2025)
- **Starts:** 12 (12 in 2024\*)

*\*at Alabama***TEDDY  
PROCHAZKA #65****6-10 | 320 | SR. | OL  
ELKHORN, NEB.****CAREER HONORS**

- 2-Time Academic All-Big Ten
- 8-Time Nebraska Scholar-Athlete Honor Roll

**2025 WATCH LISTS**

- Wuerffel Trophy
- Allstate Good Works Team

**PERSONAL NOTES**

- Graduated with a degree in sports media and communications
- On track to earn his master's degree in applied science this December

**CAREER NOTES**

- 10 of his 13 career starts have come at left tackle, with two starts at right tackle and one start as a sixth offensive lineman
- Has suffered three season-ending knee injuries in his career
- Suffered in-season-ending injuries in 2021 and 2022 and a preseason season-ending injury in 2024
- Started at left tackle as a true freshman against Northwestern in 2021 to become only the 2nd true freshman in the modern era of Nebraska football to start a game at left tackle, joining Turner Cororan, who started at left tackle at Rutgers in 2020
- Overall, became just the 7th true freshman offensive lineman to start a game in the modern era of Nebraska football

**SEASON HIGHLIGHTS**

- Has started both games at right tackle
- Started at right tackle against Cincinnati, in his first game played since Nov. 24, 2023 (644 days)
- Helped Nebraska total 728 yards against Akron, the eighth-highest total in school history

**CAREER STATS**

- **Games:** 120  
(5 in 2021; 3 in 2022; 10 in 2023; 2 in 2025)
- **Starts:** 13  
(2 in 2021; 3 in 2022; 6 in 2023; 2 in 2025)

**DYLAN  
RAIOLA**

#15

**6-3 | 230 | SO. | QB  
BUFORD, GA.****CAREER HONORS**

- 2025 Team Captain
- Big Ten Freshman of the Week (Sept. 2)
- Shaun Alexander Freshman of the Year Semifinalist (2024)

**NEBRASKA RECORDS**

- Freshman Passing Yards: 2,819 (2024)
- Freshman Completion Percentage: 67.1 (2024)
- Consecutive Completions: 20

**2025 WATCH LISTS**

- Maxwell Award
- Polynesian Player of the Year

**PERSONAL NOTES**

- His father, Dominic, was an All-America center at Nebraska who went on to play in 219 games with 203 starts over 14 seasons for the Detroit Lions
- His godfather is NFL quarterback Matthew Stafford

**CAREER NOTES**

- 1 of 2 true freshmen quarterbacks (along with Adrian Martinez in 2018) to start a season opener for Nebraska since World War II
- Only Nebraska true freshman quarterback to win a bowl game

**2025 FBS TOP-25 RANKINGS**

- Completions Per Game: 3rd (28.5)
- Completion Percentage: 5th (78.1)
- Passing Touchdowns: 10th (6)
- Passing Yards Per Game: 12th (303.5)
- Passing Yards: 15th (607)
- Total Offense Per Game: 15th (309.5)
- Points Responsible For Per Game: 16th (18.0)
- Passing Efficiency: 21st (175.1)

**SEASON HIGHLIGHTS**

- Only the third sophomore to be named team captain in the modern history of Nebraska football
- Has completed better than 70 percent of his passes in both games this season and in eight of his 15 career games
- Was efficient against Cincinnati, completing 33-of-42 passes for 243 yards and two touchdowns without a turnover
- His 33 completions tied for fourth-most in school history and were the most of any FBS quarterback in week 0 or week 1
- Completed 24-of-31 passes against Akron and set career highs with 364 passing yards and four touchdowns against Akron
- Completed his first nine passes of the game which stretched his streak to a school-record 20 consecutive completions, eclipsing the previous record of 15 by Dave Humm in 1974

**PASSING GAME-BY-GAME**

| OPPONENT          | COMP-ATT | YDS | TD | INT |
|-------------------|----------|-----|----|-----|
| Cincinnati        | 33-42    | 243 | 2  | 0   |
| Akron             | 24-31    | 364 | 4  | 0   |
| Houston Christian |          |     |    |     |
| Michigan          |          |     |    |     |
| Michigan St.      |          |     |    |     |
| Maryland          |          |     |    |     |
| Minnesota         |          |     |    |     |
| Northwestern      |          |     |    |     |
| USC               |          |     |    |     |
| UCLA              |          |     |    |     |
| Penn St.          |          |     |    |     |
| Iowa              |          |     |    |     |

**TOTAL OFFENSE GAME-BY-GAME**

| OPPONENT          | ATT. | PASS | RUSH | TOT. |
|-------------------|------|------|------|------|
| Cincinnati        | 46   | 243  | -1   | 242  |
| Akron             | 34   | 364  | 13   | 377  |
| Houston Christian |      |      |      |      |
| Michigan          |      |      |      |      |
| Michigan St.      |      |      |      |      |
| Maryland          |      |      |      |      |
| Minnesota         |      |      |      |      |
| Northwestern      |      |      |      |      |
| USC               |      |      |      |      |
| UCLA              |      |      |      |      |
| Penn St.          |      |      |      |      |
| Iowa              |      |      |      |      |

**CAREER PASSING STATS**

| YEAR         | G/S          | CMP-ATT        | PCT         | YDS          | TD        | INT       |
|--------------|--------------|----------------|-------------|--------------|-----------|-----------|
| 2024         | 13/13        | 275-410        | 67.1        | 2,819        | 13        | 11        |
| 2025         | 2/2          | 57-73          | 78.1        | 607          | 6         | 0         |
| <b>TOTAL</b> | <b>15/15</b> | <b>332-483</b> | <b>68.7</b> | <b>3,426</b> | <b>19</b> | <b>11</b> |

**RUSHING:** 57 att., -53 yds, 0 TDs**CAREER SUPERLATIVES**

|                                |   |
|--------------------------------|---|
| <b>300-Yard Passing Games</b>  | 1 |
| <b>250-Yard Passing Games</b>  | 4 |
| <b>Games with 2+ TD Passes</b> | 5 |
| <b>Games with 3+ TD Passes</b> | 2 |
| <b>Games with 4+ TD Passes</b> | 1 |

**CAREER PASSING HIGHS**

|                    |                          |
|--------------------|--------------------------|
| <b>Attempts</b>    | 44 at Indiana (2024)     |
| <b>Completions</b> | 33 vs. Cincinnati (2025) |
| <b>Yards</b>       | 364 vs. Akron (2025)     |
| <b>Touchdowns</b>  | 4 vs. Akron (2025)       |
| <b>Long Pass</b>   | 59 twice                 |

**CAREER RUSHING HIGHS**

|                   |                       |
|-------------------|-----------------------|
| <b>Attempts</b>   | 9 at Ohio St. (2024)  |
| <b>Yards</b>      | 31 at Ohio St. (2024) |
| <b>Touchdowns</b> | none                  |
| <b>Long Rush</b>  | 38 at Ohio St. (2024) |

**CAREER TOTAL OFFENSE HIGHS**

|                   |                      |
|-------------------|----------------------|
| <b>Attempts</b>   | 46 twice             |
| <b>Yards</b>      | 377 vs. Akron (2025) |
| <b>Touchdowns</b> | 4 vs. Akron (2025)   |

**VINCENT  
SHIVERS JR.**

#9

**6-1 | 225 | SO. | LB  
MIAMI, FLA.****CAREER HONORS**

- 2-Time Nebraska Scholar-Athlete Honor Roll

**2025 FBS TOP-25 RANKINGS**

- Forced Fumbles Per Game: 14th (1.0)

**SEASON HIGHLIGHTS**

- 1 of 10 Huskers to win a team vote to wear a single-digit number
- Made a big impact in Nebraska's season-opening win over Cincinnati
- Had three tackles and forced a fumble late in the first half that set up a Husker touchdown
- Started and had two solo tackles and one quarterback hurry against Akron

**GAME-BY-GAME**

| OPPONENT          | UT-AT-TT | TFL-YD | SACK-YD |
|-------------------|----------|--------|---------|
| Cincinnati        | 1-2-3    | 0.0-0  | 0.0-0   |
| Akron             | 2-0-2    | 0.0-0  | 0.0-0   |
| Houston Christian |          |        |         |
| Michigan          |          |        |         |
| Michigan St.      |          |        |         |
| Maryland          |          |        |         |
| Minnesota         |          |        |         |
| Northwestern      |          |        |         |
| USC               |          |        |         |
| UCLA              |          |        |         |
| Penn St.          |          |        |         |
| Iowa              |          |        |         |

**CAREER TACKLE STATS**

| YEAR         | G/S         | UT        | AT        | TT        | TFL-YD        | SCK-YD       |
|--------------|-------------|-----------|-----------|-----------|---------------|--------------|
| 2024         | 13/2        | 12        | 13        | 25        | 2.5-11        | 1.0-8        |
| 2025         | 2/1         | 3         | 2         | 5         | 0.0-0         | 0.0-0        |
| <b>TOTAL</b> | <b>15/3</b> | <b>15</b> | <b>15</b> | <b>30</b> | <b>2.5-11</b> | <b>1.0-8</b> |

**CAREER MISCELLANEOUS STATS**

| YEAR         | FF       | FR       | PBU      | INT      | QBH      | BLK      |
|--------------|----------|----------|----------|----------|----------|----------|
| 2024         | 1        | 0        | 0        | 0        | 0        | 0        |
| 2025         | 1        | 0        | 0        | 0        | 1        | 0        |
| <b>TOTAL</b> | <b>2</b> | <b>0</b> | <b>0</b> | <b>0</b> | <b>1</b> | <b>0</b> |

**CAREER HIGHS**

|                 |                               |
|-----------------|-------------------------------|
| <b>Tackles</b>  | 6 vs. Boston College (2024)   |
| <b>TFLs</b>     | 2.0 vs. Boston College (2024) |
| <b>Sacks</b>    | 1.0 vs. Boston College (2024) |
| <b>Breakups</b> | none                          |

**DESHON SINGLETON #8****6-3 | 210 | SR. | DB  
AMITE, LA.****CAREER HONORS**

- 2025 Team Captain
- Academic All-Big Ten (2024)
- 5-Time Nebraska Scholar-Athlete Honor Roll

**CAREER NOTES**

- In his fourth season at Nebraska after spending the 2021 season at Hutchinson (Kan.) CC
- Returned in 2024 following a season-ending injury in 2023

**CAREER SUPERLATIVES**

- Double-Digit Tackle Games: 1

**SEASON HIGHLIGHTS**

- 1 of 10 Huskers to win a team vote to wear a single-digit number
- Started against Cincinnati and led Nebraska with seven tackles, including a half TFL while recording his 100th career tackle
- His play helped Nebraska hold Cincinnati to 69 passing yards on 25 attempts
- Had three tackles and a pass breakup as NU limited Akron to 62 pass yards on 23 attempts

**GAME-BY-GAME**

| OPPONENT          | UT-AT-TT | TFL-YD | PBU | INT |
|-------------------|----------|--------|-----|-----|
| Cincinnati        | 3-4-7    | 0.5-1  | 0   | 0   |
| Akron             | 2-1-3    | 0.0-0  | 1   | 0   |
| Houston Christian |          |        |     |     |
| Michigan          |          |        |     |     |
| Michigan St.      |          |        |     |     |
| Maryland          |          |        |     |     |
| Minnesota         |          |        |     |     |
| Northwestern      |          |        |     |     |
| USC               |          |        |     |     |
| UCLA              |          |        |     |     |
| Penn St.          |          |        |     |     |
| Iowa              |          |        |     |     |

**CAREER TACKLE STATS**

| YEAR         | G/S          | UT        | AT        | TT         | TFL-YD       | SCK-YD       |
|--------------|--------------|-----------|-----------|------------|--------------|--------------|
| 2022         | 12/0         | 1         | 2         | 3          | 0.0-0        | 0.0-0        |
| 2023         | 5/5          | 8         | 11        | 19         | 2.5-3        | 0.0-0        |
| 2024         | 13/13        | 45        | 26        | 71         | 1.0-1        | 0.0-0        |
| 2025         | 2/2          | 5         | 5         | 10         | 0.5-1        | 0.0-0        |
| <b>TOTAL</b> | <b>33/20</b> | <b>59</b> | <b>44</b> | <b>103</b> | <b>4.0-5</b> | <b>0.0-0</b> |

**CAREER MISCELLANEOUS STATS**

| YEAR         | FF       | FR       | PBU      | INT      | QBH      | BLK      |
|--------------|----------|----------|----------|----------|----------|----------|
| 2022         | 0        | 0        | 0        | 0        | 0        | 0        |
| 2023         | 0        | 0        | 1        | 0        | 0        | 0        |
| 2024         | 0        | 1        | 3        | 1        | 0        | 0        |
| 2025         | 0        | 0        | 1        | 0        | 0        | 0        |
| <b>TOTAL</b> | <b>0</b> | <b>1</b> | <b>5</b> | <b>1</b> | <b>0</b> | <b>0</b> |

**CAREER HIGHS**

|                      |                               |
|----------------------|-------------------------------|
| <b>Tackles</b>       | 10 at Ohio St. (2024)         |
| <b>TFLs</b>          | 1.5 vs. Louisiana Tech (2023) |
| <b>Sacks</b>         | none                          |
| <b>Breakups</b>      | 1 five times                  |
| <b>Interceptions</b> | 1 vs. Wisconsin (2024)        |

**ROCCO SPINDLER #50****6-5 | 320 | SR. | OL  
CLARKSTON, MICH.****CAREER HONORS**

- Nebraska Scholar-Athlete Honor Roll (Spring 2025)

**PERSONAL NOTES**

- Graduated from Notre Dame with a degree in American studies

**CAREER NOTES**

- Spent four seasons at Notre Dame (2021-24) before transferring to Nebraska
- All 25 of his career starts have been at right guard

**SEASON HIGHLIGHTS**

- Started at right guard in his Husker debut against Cincinnati
- Helped Nebraska total 728 yards against Akron, the eighth-highest total in school history

**CAREER STATS**

- **Games:** 42  
(2 in 2021\*; 12 in 2022\*; 10 in 2023\*; 16 in 2024\*; 2 in 2025)
- **Starts:** 25 (10 in 2023\*; 13 in 2024; 2 in 2025)

\*at Notre Dame

**RILEY VAN POPPEL #5****6-5 | 295 | SO. | DL  
ARGYLE, TEXAS****CAREER HONORS**

- Academic All-Big Ten (2024)
- 4-Time Nebraska Scholar-Athlete Honor Roll

**PERSONAL NOTES**

- His father, Todd, was a first-round pick in the 1990 MLB Draft who went on to pitch for 11 years in the majors (359 appearances, 98 starts)
- Todd Van Poppel made six career pitching appearances at Yankee Stadium

**SEASON HIGHLIGHTS**

- 1 of 10 Huskers to win a team vote to wear a single-digit number
- Had one tackle against Cincinnati
- Recorded a half TFL against Akron and also blocked a field goal for his first career block

**GAME-BY-GAME**

| OPPONENT          | UT-AT-TT | TFL-YD | SACK-YD |
|-------------------|----------|--------|---------|
| Cincinnati        | 0-1-1    | 0.0-0  | 0.0-0   |
| Akron             | 0-1-1    | 0.5-1  | 0.0-0   |
| Houston Christian |          |        |         |
| Michigan          |          |        |         |
| Michigan St.      |          |        |         |
| Maryland          |          |        |         |
| Minnesota         |          |        |         |
| Northwestern      |          |        |         |
| USC               |          |        |         |
| UCLA              |          |        |         |
| Penn St.          |          |        |         |
| Iowa              |          |        |         |

**CAREER TACKLE STATS**

| YEAR         | G/S         | UT       | AT       | TT        | TFL-YD       | SCK-YD       |
|--------------|-------------|----------|----------|-----------|--------------|--------------|
| 2023         | 11/0        | 1        | 4        | 5         | 1.0-5        | 0.5-5        |
| 2024*        | 5/0         | 2        | 1        | 3         | 1.0-2        | 0.0-0        |
| 2025         | 2/0         | 0        | 2        | 2         | 0.5-1        | 0.0-0        |
| <b>TOTAL</b> | <b>18/0</b> | <b>3</b> | <b>7</b> | <b>10</b> | <b>2.5-8</b> | <b>0.5-5</b> |

\*redshirt season

**CAREER MISCELLANEOUS STATS**

| YEAR         | FF       | FR       | PBU      | INT      | QBH      | BLK      |
|--------------|----------|----------|----------|----------|----------|----------|
| 2023         | 0        | 0        | 0        | 0        | 1        | 0        |
| 2024*        | 0        | 0        | 0        | 0        | 1        | 0        |
| 2025         | 0        | 0        | 0        | 0        | 0        | 1        |
| <b>TOTAL</b> | <b>0</b> | <b>0</b> | <b>0</b> | <b>0</b> | <b>2</b> | <b>1</b> |

\*redshirt season

**CAREER HIGHS**

|                            |                        |
|----------------------------|------------------------|
| <b>Tackles</b>             | 1 10 times             |
| <b>TFLs</b>                | 1.0 at Iowa (2024)     |
| <b>Sacks</b>               | 0.5 at Colorado (2023) |
| <b>Breakups</b>            | none                   |
| <b>Blocked Field Goals</b> | vs. Akron (2025)       |



## MARQUES WATSON-TRENT #33

5-11 | 225 | SR. | LB  
PITTSBURGH, PA.

### CAREER HONORS

- Sun Belt Defensive Player of the Year (2024 at Georgia Southern)
- Honorable-Mention All-American (2023 at Georgia Southern - Phil Steele)
- 2-Time First-Team All-Sun Belt (2023 & 2024 at Georgia Southern)
- Second-team All-Sun Belt (2022 at Georgia Southern)
- 2-Time Sun Belt Defensive Player of the Week (at Georgia Southern)
- Nebraska Scholar-Athlete Honor Roll (Spring 2025)

### PERSONAL NOTES

- Graduated from Georgia Southern with a degree in interdisciplinary studies

### CAREER NOTES

- Played five seasons at Georgia Southern (2020-24) before transferring to Nebraska
- Had one year of eligibility remaining because the 2020 Covid season did not count as a season of eligibility, and he received a medical hardship for the 2021 season
- Played in 49 games with 37 starts at Georgia Southern, totaling 363 tackles, 26.0 TFLs, 6.0 sacks, six pass breakups and two interceptions

### CAREER SUPERLATIVES

- Double-Digit Tackle Games: 16

### SEASON HIGHLIGHTS

- Started and had two tackles in his Husker debut against Cincinnati
- Recorded one solo tackle against Akron

### GAME-BY-GAME

| OPPONENT          | UT-AT-TT | TFL-YD | SACK-YD |
|-------------------|----------|--------|---------|
| Cincinnati        | 0-2-2    | 0.0-0  | 0.0-0   |
| Akron             | 1-0-1    | 0.0-0  | 0.0-0   |
| Houston Christian |          |        |         |
| Michigan          |          |        |         |
| Michigan St.      |          |        |         |
| Maryland          |          |        |         |
| Minnesota         |          |        |         |
| Northwestern      |          |        |         |
| USC               |          |        |         |
| UCLA              |          |        |         |
| Penn St.          |          |        |         |
| Iowa              |          |        |         |

### ACTIVE FBS CAREER TACKLE LEADERS

| PLAYER, SCHOOL                 | TACKLES |
|--------------------------------|---------|
| James Conway, Fordham          | 473     |
| Jason Henderson, Old Dominion  | 444     |
| Marques Watson-Trent, Nebraska | 368     |

### CAREER TACKLE STATS

| YEAR         | G/S          | UT         | AT         | TT         | TFL-YD         | SCK-YD        |
|--------------|--------------|------------|------------|------------|----------------|---------------|
| 2020*!       | 10/0         | 4          | 2          | 6          | 0.0-0          | 0.0-0         |
| 2021*^       | 1/1          | 1          | 2          | 3          | 0.0-0          | 0.0-0         |
| 2022*        | 13/11        | 49         | 65         | 114        | 5.5-14         | 1.0-5         |
| 2023*        | 13/13        | 58         | 64         | 122        | 13.0-26        | 3.5-11        |
| 2024*        | 12/12        | 52         | 66         | 118        | 7.5-24         | 1.5-15        |
| 2025         | 2/1          | 1          | 2          | 3          | 0.0-0          | 0.0-0         |
| <b>TOTAL</b> | <b>51/38</b> | <b>165</b> | <b>203</b> | <b>368</b> | <b>26.0-64</b> | <b>6.0-31</b> |

\*at Georgia Southern; !Covid year; ^redshirt

### CAREER MISCELLANEOUS STATS

| YEAR         | FF       | FR       | PBU      | INT      | QBH      | BLK      |
|--------------|----------|----------|----------|----------|----------|----------|
| 2020*!       | 0        | 0        | 0        | 0        | 0        | 0        |
| 2021*^       | 0        | 0        | 0        | 0        | 2        | 0        |
| 2022*        | 1        | 0        | 3        | 0        | 3        | 0        |
| 2023*        | 1        | 0        | 2        | 2        | 2        | 0        |
| 2024*        | 4        | 0        | 1        | 0        | 2        | 0        |
| 2025         | 0        | 0        | 0        | 0        | 0        | 0        |
| <b>TOTAL</b> | <b>6</b> | <b>0</b> | <b>6</b> | <b>2</b> | <b>9</b> | <b>0</b> |

\*at Georgia Southern; !Covid year; ^redshirt

### CAREER HIGHS

|                      |                                  |
|----------------------|----------------------------------|
| <b>Tackles</b>       | 16 vs. South Alabama (2022)*     |
| <b>TFLs</b>          | 3.0 vs. Louisiana-Monroe (2023)* |
| <b>Sacks</b>         | 1.5 vs. James Madison (2024)*    |
| <b>Breakups</b>      | 2 vs. Buffalo (2022)*            |
| <b>Interceptions</b> | 1 twice                          |

\*at Georgia Southern



## KENNETH WILLIAMS #25

5-9 | 190 | SO. | RB  
DETROIT MICH.

### CAREER HONORS

- Nebraska Scholar-Athlete Honor Roll (Fall 2024)

### SEASON HIGHLIGHTS

- Had two kickoff returns for 33 yards against Cincinnati
- Had two kickoff returns for 42 yards and a 15-yard carry against Akron

### KICKOFF RETURN GAME-BY-GAME

| OPPONENT          | RET. | YDS | TD | LONG |
|-------------------|------|-----|----|------|
| Cincinnati        | 2    | 33  | 0  | 21   |
| Akron             | 2    | 42  | 0  | 23   |
| Houston Christian |      |     |    |      |
| Michigan          |      |     |    |      |
| Michigan St.      |      |     |    |      |
| Maryland          |      |     |    |      |
| Minnesota         |      |     |    |      |
| Northwestern      |      |     |    |      |
| USC               |      |     |    |      |
| UCLA              |      |     |    |      |
| Penn St.          |      |     |    |      |
| Iowa              |      |     |    |      |

### CAREER RUSHING STATS

| YEAR         | G/S        | ATT.     | NET       | Y/A         | Y/G        | TD       |
|--------------|------------|----------|-----------|-------------|------------|----------|
| 2024*        | 2/0        | 1        | 5         | 5.0         | 2.5        | 0        |
| 2025         | 2/0        | 1        | 15        | 15.0        | 7.5        | 0        |
| <b>TOTAL</b> | <b>4/0</b> | <b>2</b> | <b>20</b> | <b>10.0</b> | <b>5.0</b> | <b>0</b> |

\*redshirt season

### CAREER KICKOFF RETURN STATS

| YEAR         | G/S        | RET.     | YDS       | Y/R         | Y/G          | TD       |
|--------------|------------|----------|-----------|-------------|--------------|----------|
| 2024*        | 2/0        | 1        | 23        | 23.0        | 11.5         | 0        |
| 2025         | 2/0        | 4        | 75        | 18.8        | 37.5         | 0        |
| <b>TOTAL</b> | <b>4/0</b> | <b>5</b> | <b>98</b> | <b>19.6</b> | <b>124.5</b> | <b>0</b> |

\*redshirt season

### CAREER HIGHS

|                             |                     |
|-----------------------------|---------------------|
| <b>Rushing Attempts</b>     | 1 twice             |
| <b>Rushing Yards</b>        | 15 vs. Akron (2025) |
| <b>Rushing TDs</b>          | none                |
| <b>Long Rush</b>            | 15 vs. Akron (2025) |
| <b>Kickoff Returns</b>      | 2 twice             |
| <b>Kickoff Return Yards</b> | 42 vs. Akron (2025) |
| <b>Kickoff Return TDs</b>   | none                |
| <b>Long Kickoff Return</b>  | 23 twice            |





ARCHIE  
WILSON #83  
6-2 | 215 | FR. | P  
VICTORIA, AUSTRALIA

PERSONAL NOTES

- Can kick with either his left or right foot
- Earned a Nebraska scholarship following a video tryout from Australia

CAREER NOTES

- Had never played in a football game prior to the season opener against Cincinnati

SEASON HIGHLIGHTS

- Was effective in the first football game of his career against Cincinnati
- Placed three of his four punts inside the 15-yard line with two punts inside the 10, and none of his four punts was returned
- Did not play against Akron as Nebraska did not punt in the game

GAME-BY-GAME

| OPPONENT          | NO.            | AVG  | I20 | LONG |
|-------------------|----------------|------|-----|------|
| Cincinnati        | 4              | 36.8 | 3   | 41   |
| Akron             | -Did Not Play- |      |     |      |
| Houston Christian |                |      |     |      |
| Michigan          |                |      |     |      |
| Michigan St.      |                |      |     |      |
| Maryland          |                |      |     |      |
| Minnesota         |                |      |     |      |
| Northwestern      |                |      |     |      |
| USC               |                |      |     |      |
| UCLA              |                |      |     |      |
| Penn St.          |                |      |     |      |
| Iowa              |                |      |     |      |

CAREER PUNTING STATS

| YEAR | NO. | AVG  | LG | TB | I20 | 50+ | BLK |
|------|-----|------|----|----|-----|-----|-----|
| 2025 | 4   | 36.8 | 41 | 0  | 3   | 0   | 0   |

CAREER HIGHS

|               |                            |
|---------------|----------------------------|
| Punts         | 4 vs. Cincinnati (2025)    |
| Average       | 36.8 vs. Cincinnati (2025) |
| Inside 20     | 2 vs. Cincinnati (2025)    |
| 50-Yard Punts | none                       |
| Long Punt     | 41 vs. Cincinnati (2025)   |



CEYAIR  
WRIGHT #1  
6-0 | 190 | SR. | DB  
LOS ANGELES, CALIF.

CAREER HONORS

- 2025 Team Captain
- Nebraska Scholar-Athlete Honor Roll (Fall 2024)

PESONAL NOTES

- Is also an actor, having starred in such movies and TV shows as Space Jam: A New Legacy, Training Day 2, Broke Girls and Grown-ish

CAREER NOTES

- Spent three seasons at USC before transferring to Nebraska
- Played in 22 games with 15 starts at USC, totaling 40 tackles, six pass breakups and one interception

SEASON HIGHLIGHTS

- 1 of 10 Huskers to win a team vote to wear a single-digit number
- Started against Cincinnati and helped Nebraska limit the Bearcats to 69 passing yards on 25 attempts
- Had one tackle and one pass breakup against Akron as the Huskers limited the Zips to 62 passing yards on 23 attempts

GAME-BY-GAME

| OPPONENT          | UT-AT-TT | TFL-YD | PBU | INT |
|-------------------|----------|--------|-----|-----|
| Cincinnati        | 0-0-0    | 0.0-0  | 0   | 0   |
| Akron             | 0-1-1    | 0.0-0  | 1   | 0   |
| Houston Christian |          |        |     |     |
| Michigan          |          |        |     |     |
| Michigan St.      |          |        |     |     |
| Maryland          |          |        |     |     |
| Minnesota         |          |        |     |     |
| Northwestern      |          |        |     |     |
| USC               |          |        |     |     |
| UCLA              |          |        |     |     |
| Penn St.          |          |        |     |     |
| Iowa              |          |        |     |     |

CAREER TACKLE STATS

| YEAR   | G/S   | UT | AT | TT | TFL-YD | SCK-YD |
|--------|-------|----|----|----|--------|--------|
| 2021^* | 1/0   | 1  | 1  | 2  | 0.0-0  | 0.0-0  |
| 2022^  | 14/11 | 21 | 7  | 28 | 0.0-0  | 0.0-0  |
| 2023^  | 7/4   | 8  | 3  | 11 | 1.0-1  | 0.0-0  |
| 2024   | 13/8  | 30 | 9  | 39 | 1.0-5  | 1.0-5  |
| 2025   | 2/2   | 0  | 1  | 1  | 0.0-0  | 0.0-0  |
| TOTAL  | 37/25 | 60 | 21 | 81 | 2.0-6  | 1.0-5  |

^at USC; \*redshirt season

CAREER MISCELLANEOUS STATS

| YEAR   | FF | FR | PBU | INT | QBH | BLK |
|--------|----|----|-----|-----|-----|-----|
| 2021^* | 0  | 0  | 0   | 0   | 0   | 0   |
| 2022^  | 0  | 0  | 2   | 1   | 0   | 0   |
| 2023^  | 0  | 0  | 3   | 0   | 0   | 0   |
| 2024   | 1  | 0  | 6   | 2   | 1   | 1   |
| 2025   | 0  | 0  | 1   | 0   | 0   | 0   |
| TOTAL  | 1  | 0  | 12  | 3   | 1   | 1   |

^at USC; \*redshirt season

CAREER HIGHS

|                            |                         |
|----------------------------|-------------------------|
| Tackles                    | 6 twice                 |
| TFLs                       | 1.0 twice               |
| Sacks                      | 1.0 vs. Illinois (2024) |
| Breakups                   | 2 twice                 |
| Interceptions              | 1 three times           |
| Interception Return for TD | 1 at USC (2024)         |
| Blocked Field Goals        | 1 at USC (2024)         |



JAVIN  
WRIGHT

#0

6-5 | 230 | SR. | LB  
CHANDLER, ARIZ.

#### CAREER HONORS

- Big Ten Sportsmanship Award (2024)
- 3-Time Nebraska Scholar-Athlete Honor Roll

#### PERSONAL NOTES

- His father Toby was a two-year letterwinner for Nebraska (1992-93) before playing six seasons in the NFL
- Graduated with a degree in sports media and communication
- Battled a blood clot issue that limited him to three games in his first three seasons combined which allowed him to get an NCAA waiver for a seventh season in 2025

#### SEASON HIGHLIGHTS

- 1 of 10 Huskers to win a team vote to wear a single-digit number
- Started against Cincinnati and had five tackles with a four-yard tackle for loss
- Had two tackles against Akron, with his first stop marking the 100th tackle of his career

#### GAME-BY-GAME

| OPPONENT          | UT-AT-TT | TFL-YD | SACK-YD |
|-------------------|----------|--------|---------|
| Cincinnati        | 1-4-5    | 1.0-4  | 0.0-0   |
| Akron             | 1-1-2    | 0.0-0  | 0.0-0   |
| Houston Christian |          |        |         |
| Michigan          |          |        |         |
| Michigan St.      |          |        |         |
| Maryland          |          |        |         |
| Minnesota         |          |        |         |
| Northwestern      |          |        |         |
| USC               |          |        |         |
| UCLA              |          |        |         |
| Penn St.          |          |        |         |
| Iowa              |          |        |         |

#### CAREER TACKLE STATS

| YEAR         | G/S          | UT        | AT        | TT         | TFL-YD        | SCK-YD       |
|--------------|--------------|-----------|-----------|------------|---------------|--------------|
| 2019*        | 1/0          | 0         | 0         | 0          | 0.0-0         | 0.0-0        |
| 2020         | Did Not Play |           |           |            |               |              |
| 2021         | 2/0          | 0         | 1         | 1          | 0.0-0         | 0.0-0        |
| 2022         | 10/1         | 4         | 4         | 8          | 0.0-0         | 0.0-0        |
| 2023         | 12/1         | 20        | 31        | 51         | 1.5-2         | 0.5-1        |
| 2024         | 9/1          | 17        | 17        | 34         | 1.5-7         | 0.0-0        |
| 2025         | 2/2          | 2         | 5         | 7          | 1.0-4         | 0.0-0        |
| <b>TOTAL</b> | <b>36/5</b>  | <b>43</b> | <b>58</b> | <b>101</b> | <b>4.0-13</b> | <b>0.5-1</b> |

\*redshirt season

#### CAREER MISCELLANEOUS STATS

| YEAR         | FF           | FR       | PBU      | INT      | QBH      | BLK      |
|--------------|--------------|----------|----------|----------|----------|----------|
| 2019*        | 0            | 0        | 0        | 0        | 0        | 0        |
| 2020         | Did Not Play |          |          |          |          |          |
| 2021         | 0            | 0        | 0        | 0        | 0        | 0        |
| 2022         | 0            | 0        | 0        | 0        | 0        | 1        |
| 2023         | 1            | 0        | 2        | 2        | 0        | 0        |
| 2024         | 0            | 0        | 1        | 0        | 0        | 0        |
| 2025         | 0            | 0        | 1        | 0        | 1        | 0        |
| <b>TOTAL</b> | <b>1</b>     | <b>0</b> | <b>4</b> | <b>2</b> | <b>1</b> | <b>1</b> |

\*redshirt season

#### CAREER HIGHS

|                      |                           |
|----------------------|---------------------------|
| <b>Tackles</b>       | 8 vs. Maryland (2023)     |
| <b>TFLs</b>          | 1.0 twice                 |
| <b>Sacks</b>         | 0.5 vs. Iowa (2023)       |
| <b>Breakups</b>      | 1 three times             |
| <b>Interceptions</b> | 1 twice                   |
| <b>Blocked Punts</b> | 1 vs. North Dakota (2022) |

\*Big Ten Conference game

## TEAM STATISTICS

## INDIVIDUAL OFFENSIVE STATISTICS

| RECEIVING         | G        | NO.       | YDS        | AVG         | TD       | LONG      | AVG/G        |
|-------------------|----------|-----------|------------|-------------|----------|-----------|--------------|
| Jacory Barney Jr. | 2        | 12        | 159        | 13.3        | 0        | 39        | 79.5         |
| Nyziah Hunter     | 2        | 10        | 147        | 14.7        | 1        | 36        | 73.5         |
| Emmett Johnson    | 2        | 9         | 34         | 3.8         | 1        | 9         | 17.0         |
| Dane Key          | 2        | 9         | 86         | 9.6         | 2        | 18        | 43.0         |
| Luke Lindenmeyer  | 2        | 8         | 91         | 11.4        | 1        | 22        | 45.5         |
| Isaiah Mozee      | 2        | 4         | 67         | 16.8        | 0        | 39        | 33.5         |
| Mekhi Nelson      | 2        | 3         | 52         | 17.3        | 0        | 41        | 26.0         |
| Quinn Clark       | 2        | 2         | 44         | 22.0        | 1        | 37        | 22.0         |
| Cortez Mills Jr.  | 2        | 2         | 20         | 10.0        | 0        | 13        | 10.0         |
| Heinrich Haarberg | 2        | 1         | 9          | 9.0         | 0        | 9         | 4.5          |
| Janiran Bonner    | 1        | 1         | 4          | 4.0         | 0        | 4         | 4.0          |
| Kwinten Ives      | 1        | 1         | 7          | 7.0         | 0        | 7         | 7.0          |
| DJ Singleton Jr.  | 1        | 1         | -4         | -4.0        | 0        | 0         | -4.0         |
| Keelan Smith      | 1        | 1         | 15         | 15.0        | 0        | 15        | 15.0         |
| Jeremiah Jones    | 1        | 1         | 6          | 6.0         | 0        | 6         | 6.0          |
| <b>Total</b>      | <b>2</b> | <b>65</b> | <b>737</b> | <b>11.3</b> | <b>6</b> | <b>41</b> | <b>368.5</b> |
| <b>Opponents</b>  | <b>2</b> | <b>22</b> | <b>131</b> | <b>6.0</b>  | <b>0</b> | <b>19</b> | <b>65.5</b>  |

## 2025 INDIVIDUAL STATISTICS

| PUNT RETURNS      | NO.      | YDS       | AVG         | TD       | LONG      |
|-------------------|----------|-----------|-------------|----------|-----------|
| Jacory Barney Jr. | 6        | 90        | 15.0        | 0        | 39        |
| Isaiah Mozee      | 1        | 5         | 5.0         | 0        | 5         |
| <b>Total</b>      | <b>7</b> | <b>95</b> | <b>13.6</b> | <b>0</b> | <b>39</b> |
| <b>Opponents</b>  | <b>0</b> | <b>0</b>  | <b>0.0</b>  | <b>0</b> | <b>0</b>  |

| KICK RETURNS     | NO.      | YDS        | AVG         | TD       | LONG      |
|------------------|----------|------------|-------------|----------|-----------|
| Kenneth Williams | 4        | 75         | 18.8        | 0        | 23        |
| <b>Total</b>     | <b>4</b> | <b>75</b>  | <b>18.8</b> | <b>0</b> | <b>23</b> |
| <b>Opponents</b> | <b>7</b> | <b>145</b> | <b>20.7</b> | <b>0</b> | <b>33</b> |

| INTERCEPTIONS       | NO.      | YDS      | AVG        | TD       | LONG     |
|---------------------|----------|----------|------------|----------|----------|
| Malcolm Hartzog Jr. | 1        | 0        | 0.0        | 0        | 0        |
| <b>Total</b>        | <b>1</b> | <b>0</b> | <b>0.0</b> | <b>0</b> | <b>0</b> |
| <b>Opponents</b>    | <b>0</b> | <b>0</b> | <b>0.0</b> | <b>0</b> | <b>0</b> |

| FUMBLE RETURNS   | NO.      | YDS      | AVG        | TD       | LONG     |
|------------------|----------|----------|------------|----------|----------|
| Williams Nwaneri | 1        | 0        | 0.0        | 0        | 0        |
| Maverick Noonan  | 1        | 0        | 0.0        | 0        | 0        |
| <b>Total</b>     | <b>2</b> | <b>0</b> | <b>0.0</b> | <b>0</b> | <b>0</b> |
| <b>Opponents</b> | <b>1</b> | <b>1</b> | <b>1.0</b> | <b>0</b> | <b>0</b> |

| FIELD GOALS      | FGM-FGA    | PCT          | 1-19       | 20-29      | 30-39      | 40-49      | 50-59      | LG        | BLK      |
|------------------|------------|--------------|------------|------------|------------|------------|------------|-----------|----------|
| Kyle Cunanan     | 3-3        | 100.0        | 0-0        | 1-1        | 1-1        | 0-0        | 1-1        | 52        | 0        |
| <b>Total</b>     | <b>3-3</b> | <b>100.0</b> | <b>0-0</b> | <b>1-1</b> | <b>1-1</b> | <b>0-0</b> | <b>1-1</b> | <b>52</b> | <b>0</b> |
| <b>Opponents</b> | <b>1-3</b> | <b>33.3</b>  | <b>0-0</b> | <b>0-0</b> | <b>0-1</b> | <b>1-2</b> | <b>0-0</b> | <b>45</b> | <b>1</b> |

| FG SEQUENCE | NEBRASKA  | OPPONENTS |
|-------------|-----------|-----------|
| Cincinnati  | (52),(22) | (45)      |
| Akron       | (35)      | 46,33     |

Numbers in (parenthesis) indicate field goal was made

| PUNTING          | NO.       | YDS        | AVG         | LONG      | TB       | FC       | I20      | 50+      | BLK      |
|------------------|-----------|------------|-------------|-----------|----------|----------|----------|----------|----------|
| Archie Wilson    | 4         | 147        | 36.8        | 41        | 0        | 2        | 3        | 0        | 0        |
| <b>Total</b>     | <b>4</b>  | <b>147</b> | <b>36.8</b> | <b>41</b> | <b>0</b> | <b>2</b> | <b>3</b> | <b>0</b> | <b>0</b> |
| <b>Opponents</b> | <b>12</b> | <b>477</b> | <b>39.8</b> | <b>52</b> | <b>0</b> | <b>1</b> | <b>3</b> | <b>1</b> | <b>0</b> |

| KICKOFFS         | NO.       | YDS        | AVG         | TB       | OB       | RET.     | NET         | YDLN      |
|------------------|-----------|------------|-------------|----------|----------|----------|-------------|-----------|
| Kyle Cunanan     | 11        | 684        | 62.2        | 6        | 0        |          |             |           |
| John Hohl        | 4         | 240        | 60.0        | 0        | 1        |          |             |           |
| Tristan Alvano   | 1         | 55         | 55.0        | 0        | 1        |          |             |           |
| <b>Total</b>     | <b>16</b> | <b>979</b> | <b>61.2</b> | <b>6</b> | <b>2</b> | <b>7</b> | <b>38.7</b> | <b>26</b> |
| <b>Opponents</b> | <b>6</b>  | <b>382</b> | <b>63.7</b> | <b>2</b> | <b>0</b> | <b>4</b> | <b>42.8</b> | <b>22</b> |

| ----- PATs ----- |           |            |              |          |          |          |          |          |           |    |
|------------------|-----------|------------|--------------|----------|----------|----------|----------|----------|-----------|----|
| SCORING          | TD        | FGs        | Kick         | Rush     | Rcv      | Pass     | DXP      | Saf      | Pts       |    |
| Kyle Cunanan     | -         | 3-3        | 11-11        | -        | -        | -        | -        | -        | -         | 20 |
| Emmett Johnson   | 3         | -          | -            | -        | -        | -        | -        | -        | -         | 18 |
| Dane Key         | 2         | -          | -            | -        | -        | -        | -        | -        | -         | 12 |
| Luke Lindenmeyer | 1         | -          | -            | -        | -        | -        | -        | -        | -         | 6  |
| Nyziah Hunter    | 1         | -          | -            | -        | -        | -        | -        | -        | -         | 6  |
| Kwinten Ives     | 1         | -          | -            | -        | -        | -        | -        | -        | -         | 6  |
| Mekhi Nelson     | 1         | -          | -            | -        | -        | -        | -        | -        | -         | 6  |
| Quinn Clark      | 1         | -          | -            | -        | -        | -        | -        | -        | -         | 6  |
| TJ Lateef        | 1         | -          | -            | -        | -        | -        | -        | -        | -         | 6  |
| Kade Pietrzak    | -         | -          | -            | -        | -        | -        | -        | 1        | -         | 2  |
| <b>Total</b>     | <b>11</b> | <b>3-3</b> | <b>11-11</b> | <b>0</b> | <b>0</b> | <b>0</b> | <b>0</b> | <b>1</b> | <b>88</b> |    |
| <b>Opponents</b> | <b>2</b>  | <b>1-3</b> | <b>2-2</b>   | <b>0</b> | <b>0</b> | <b>0</b> | <b>0</b> | <b>0</b> | <b>17</b> |    |

| TOTAL OFFENSE     | G        | PLAYS      | RUSH       | PASS       | TOTAL       | AVG/G        |
|-------------------|----------|------------|------------|------------|-------------|--------------|
| Dylan Raiola      | 2        | 80         | 12         | 607        | 619         | 309.5        |
| Emmett Johnson    | 2        | 39         | 248        | 0          | 248         | 124.0        |
| TJ Lateef         | 1        | 9          | 17         | 128        | 145         | 145.0        |
| Kwinten Ives      | 1        | 4          | 34         | 0          | 34          | 34.0         |
| Kenneth Williams  | 2        | 1          | 15         | 0          | 15          | 7.5          |
| Mekhi Nelson      | 2        | 6          | 11         | 0          | 11          | 5.5          |
| Conor Booth       | 1        | 2          | 6          | 0          | 6           | 6.0          |
| Heinrich Haarberg | 2        | 3          | 4          | 0          | 4           | 2.0          |
| Janiran Bonner    | 1        | 2          | 4          | 0          | 4           | 4.0          |
| Jalyn Gramstad    | 1        | 2          | 0          | 2          | 2           | 2.0          |
| Isaiah Mozee      | 2        | 1          | -2         | 0          | -2          | -1.0         |
| Team              | 2        | 0          | -5         | 0          | -5          | -2.5         |
| <b>Total</b>      | <b>2</b> | <b>151</b> | <b>344</b> | <b>737</b> | <b>1081</b> | <b>540.5</b> |
| <b>Opponents</b>  | <b>2</b> | <b>114</b> | <b>315</b> | <b>131</b> | <b>446</b>  | <b>223.0</b> |

| ALL PURPOSE       | G        | RUSH       | REC        | PR        | KOR        | IR       | TOT         | AVG/G        |
|-------------------|----------|------------|------------|-----------|------------|----------|-------------|--------------|
| Emmett Johnson    | 2        | 248        | 34         | 0         | 0          | 0        | 282         | 141.0        |
| Jacory Barney Jr. | 2        | 0          | 159        | 90        | 0          | 0        | 249         | 124.5        |
| Nyziah Hunter     | 2        | 0          | 147        | 0         | 0          | 0        | 147         | 73.5         |
| Luke Lindenmeyer  | 2        | 0          | 91         | 0         | 0          | 0        | 91          | 45.5         |
| Kenneth Williams  | 2        | 15         | 0          | 0         | 75         | 0        | 90          | 45.0         |
| Dane Key          | 2        | 0          | 86         | 0         | 0          | 0        | 86          | 43.0         |
| Isaiah Mozee      | 2        | -2         | 67         | 5         | 0          | 0        | 70          | 35.0         |
| Mekhi Nelson      | 2        | 11         | 52         | 0         | 0          | 0        | 63          | 31.5         |
| Quinn Clark       | 2        | 0          | 44         | 0         | 0          | 0        | 44          | 22.0         |
| Kwinten Ives      | 1        | 34         | 7          | 0         | 0          | 0        | 41          | 41.0         |
| Cortez Mills Jr.  | 2        | 0          | 20         | 0         | 0          | 0        | 20          | 10.0         |
| TJ Lateef         | 1        | 17         | 0          | 0         | 0          | 0        | 17          | 17.0         |
| Keelan Smith      | 1        | 0          | 15         | 0         | 0          | 0        | 15          | 15.0         |
| Heinrich Haarberg | 2        | 4          | 9          | 0         | 0          | 0        | 13          | 6.5          |
| Dylan Raiola      | 2        | 12         | 0          | 0         | 0          | 0        | 12          | 6.0          |
| Janiran Bonner    | 1        | 4          | 4          | 0         | 0          | 0        | 8           | 8.0          |
| Jeremiah Jones    | 1        | 0          | 6          | 0         | 0          | 0        | 6           | 6.0          |
| Conor Booth       | 1        | 6          | 0          | 0         | 0          | 0        | 6           | 6.0          |
| DJ Singleton Jr.  | 1        | 0          | -4         | 0         | 0          | 0        | -4          | -4.0         |
| Team              | 2        | -5         | 0          | 0         | 0          | 0        | -5          | -2.5         |
| <b>Total</b>      | <b>2</b> | <b>344</b> | <b>737</b> | <b>95</b> | <b>75</b>  | <b>0</b> | <b>1251</b> | <b>625.5</b> |
| <b>Opponents</b>  | <b>2</b> | <b>315</b> | <b>131</b> | <b>0</b>  | <b>145</b> | <b>0</b> | <b>591</b>  | <b>295.5</b> |



## INDIVIDUAL OFFENSE GAME BY GAME

| RUSHING           | No-Yds/TD | CINCY    | AKRON    |
|-------------------|-----------|----------|----------|
| Emmett Johnson    | 39-248/2  | 25-108/0 | 14-140/2 |
| Dylan Raiola      | 7-12/0    | 4--1/0   | 3-13/0   |
| Mekhi Nelson      | 6-11/1    | 1-0/0    | 5-11/1   |
| Kwinten Ives      | 4-34/1    | DNP      | 4-34/1   |
| Heinrich Haarberg | 3-4/0     | 2-4/0    | 1-0/0    |
| TJ Lateef         | 2-17/1    | DNP      | 2-17/1   |
| Conor Booth       | 2-6/0     | DNP      | 2-6/0    |
| Janiran Bonner    | 2-4/0     | 2-4/0    | DNP      |
| Kenneth Williams  | 1-15/0    | -        | 1-15/0   |
| Isaiah Mozee      | 1--2/0    | 1--2/0   | -        |

| RECEIVING         | No-Yds/TD | CINCY  | AKRON   |
|-------------------|-----------|--------|---------|
| Jacory Barney Jr. | 12-159/0  | 5-27/0 | 7-132/0 |
| Nyziah Hunter     | 10-147/1  | 6-65/1 | 4-82/0  |
| Dane Key          | 9-86/2    | 6-51/1 | 3-35/1  |
| Emmett Johnson    | 9-34/1    | 7-27/0 | 2-7/1   |
| Luke Lindenmeyer  | 8-91/1    | 5-47/0 | 3-44/1  |
| Isaiah Mozee      | 4-67/0    | 1-2/0  | 3-65/0  |
| Mekhi Nelson      | 3-52/0    | -      | 3-52/0  |
| Quinn Clark       | 2-44/1    | 1-7/0  | 1-37/1  |
| Cortez Mills Jr.  | 2-20/0    | 1-13/0 | 1-7/0   |
| Keelan Smith      | 1-15/0    | DNP    | 1-15/0  |
| Heinrich Haarberg | 1-9/0     | -      | 1-9/0   |
| Kwinten Ives      | 1-7/0     | DNP    | 1-7/0   |
| Jeremiah Jones    | 1-6/0     | DNP    | 1-6/0   |
| Janiran Bonner    | 1-4/0     | 1-4/0  | DNP     |
| DJ Singleton Jr.  | 1--4/0    | DNP    | 1--4/0  |

### PASSING

| #15 Dylan Raiola | Comp      | Att       | Int      | Pct         | Yards      | TD       | Long      | Sacked      | Effic.       |
|------------------|-----------|-----------|----------|-------------|------------|----------|-----------|-------------|--------------|
| Cincinnati       | 33        | 42        | 0        | 78.6        | 243        | 2        | 24        | 3-10        | 142.9        |
| Akron            | 24        | 31        | 0        | 77.4        | 364        | 4        | 39        | 0-0         | 218.6        |
| <b>Totals</b>    | <b>57</b> | <b>73</b> | <b>0</b> | <b>78.1</b> | <b>607</b> | <b>6</b> | <b>39</b> | <b>3-10</b> | <b>175.1</b> |

| #14 TJ Lateef | Comp     | Att      | Int      | Pct         | Yards      | TD       | Long      | Sacked     | Effic.       |
|---------------|----------|----------|----------|-------------|------------|----------|-----------|------------|--------------|
| Akron         | 6        | 7        | 0        | 85.7        | 128        | 0        | 41        | 0-0        | 239.3        |
| <b>Totals</b> | <b>6</b> | <b>7</b> | <b>0</b> | <b>85.7</b> | <b>128</b> | <b>0</b> | <b>41</b> | <b>0-0</b> | <b>239.3</b> |

| #12 Jalyn Gramstad | Comp     | Att      | Int      | Pct          | Yards    | TD       | Long     | Sacked     | Effic.       |
|--------------------|----------|----------|----------|--------------|----------|----------|----------|------------|--------------|
| Akron              | 2        | 2        | 0        | 100.0        | 2        | 0        | 6        | 0-0        | 108.4        |
| <b>Totals</b>      | <b>2</b> | <b>2</b> | <b>0</b> | <b>100.0</b> | <b>2</b> | <b>0</b> | <b>6</b> | <b>0-0</b> | <b>108.4</b> |

| PUNT RETURNS      | No-Yds | CINCY | AKRON |
|-------------------|--------|-------|-------|
| Jacory Barney Jr. | 6-90   | 2-3   | 4-87  |
| Isaiah Mozee      | 1-5    | -     | 1-5   |

| KO RETURNS       | No-Yds | CINCY | AKRON |
|------------------|--------|-------|-------|
| Kenneth Williams | 4-75   | 2-33  | 2-42  |

## DEFENSIVE STATISTICS

| NAME                    | GP | [-----TACKLES-----] |     |       | TFL-YDS | [SACKS-]<br>NO-YARDS | [---PASS DEF---] |      | QBH | [---FUMBLES---] |    | BLKD |     |
|-------------------------|----|---------------------|-----|-------|---------|----------------------|------------------|------|-----|-----------------|----|------|-----|
|                         |    | SOLO                | AST | TOTAL |         |                      | INT-YDS          | BRUP |     | Rcv-Yds         | FF | KICK | SAF |
| 8 DeShon Singleton      | 2  | 5                   | 5   | 10    | 0.5-1   | .                    | .                | 1    | 1   | .               | .  | .    | .   |
| 0 Javin Wright          | 2  | 2                   | 5   | 7     | 1-4     | .                    | .                | 1    | 1   | .               | .  | .    | .   |
| 96 Williams Nwaneri     | 2  | 3                   | 4   | 7     | 0.5-2   | .                    | .                | 1    | 2   | 1-0             | .  | .    | .   |
| 3 Marques Buford Jr.    | 2  | 6                   | 1   | 7     | .       | .                    | .                | .    | .   | .               | .  | .    | .   |
| 21 Rex Guthrie          | 2  | 2                   | 4   | 6     | 1-3     | .                    | .                | 1    | .   | .               | .  | .    | .   |
| 15 Dasan McCullough     | 2  | 3                   | 3   | 6     | .       | .                    | .                | 1    | .   | .               | .  | .    | .   |
| 10 Andrew Marshall      | 2  | 3                   | 3   | 6     | 1-1     | .                    | .                | 1    | .   | .               | .  | .    | .   |
| 11 Cameron Lenhardt     | 2  | 1                   | 5   | 6     | 0.5-0   | .                    | .                | .    | .   | .               | .  | .    | .   |
| 9 Vincent Shavers Jr.   | 2  | 3                   | 2   | 5     | .       | .                    | .                | .    | 1   | .               | 1  | .    | .   |
| 93 Kade Pietrzak        | 2  | 3                   | 1   | 4     | 2-6     | .                    | .                | .    | .   | .               | .  | .    | 1   |
| 37 Donovan Jones        | 2  | 3                   | 1   | 4     | .       | .                    | .                | 1    | .   | .               | .  | .    | .   |
| 97 Keona Davis          | 2  | 1                   | 3   | 4     | .       | .                    | .                | .    | .   | .               | .  | .    | .   |
| 33 Marques Watson-Trent | 2  | 1                   | 2   | 3     | .       | .                    | .                | .    | .   | .               | .  | .    | .   |
| 12 Justyn Rhett         | 1  | 1                   | 1   | 2     | 0.5-1   | .                    | .                | .    | .   | .               | .  | .    | .   |
| 56 Pierce Mooberry      | 1  | .                   | 2   | 2     | .       | .                    | .                | .    | .   | .               | .  | .    | .   |
| 26 Brice Turner         | 2  | 2                   | .   | 2     | .       | .                    | .                | .    | .   | .               | .  | .    | .   |
| 5 Riley Van Poppel      | 2  | .                   | 2   | 2     | 0.5-1   | .                    | .                | .    | .   | .               | .  | 1    | .   |
| 13 Jamir Conn           | 2  | 1                   | 1   | 2     | 0.5-0   | .                    | .                | .    | .   | .               | .  | .    | .   |
| 99 Dylan Parrott        | 2  | 2                   | .   | 2     | .       | .                    | .                | .    | .   | .               | .  | .    | .   |
| 19 Kahmir Prescott      | 1  | 1                   | 1   | 2     | .       | .                    | .                | .    | .   | .               | .  | .    | .   |
| 16 Elijah Jeudy         | 2  | .                   | 2   | 2     | .       | .                    | .                | .    | .   | .               | .  | .    | .   |
| 28 Caleb Benning        | 2  | 1                   | 1   | 2     | .       | .                    | .                | .    | .   | .               | .  | .    | .   |
| 24 Derek Branch         | 2  | 1                   | 1   | 2     | .       | .                    | .                | .    | .   | .               | .  | .    | .   |
| 57 Ashton Murphy        | 1  | 1                   | .   | 1     | 1-11    | 1-11                 | .                | .    | .   | .               | .  | .    | .   |
| 35 Mekhi Nelson         | 2  | 1                   | .   | 1     | .       | .                    | .                | .    | .   | .               | .  | .    | .   |
| 94 Jordan Ochoa         | 2  | .                   | 1   | 1     | 0.5-1   | 0.5-1                | .                | .    | .   | .               | .  | .    | .   |
| 55 Ethan Duda           | 1  | .                   | 1   | 1     | .       | .                    | .                | .    | .   | .               | .  | .    | .   |
| 43 Michael Booker III   | 2  | 1                   | .   | 1     | .       | .                    | .                | .    | .   | .               | .  | .    | .   |
| 1 Ceyair Wright         | 2  | .                   | 1   | 1     | .       | .                    | .                | 1    | .   | .               | .  | .    | .   |
| 40 Dawson Merritt       | 2  | 1                   | .   | 1     | .       | .                    | .                | .    | .   | .               | .  | .    | .   |
| 41 Tanner Terch         | 1  | 1                   | .   | 1     | .       | .                    | .                | .    | .   | .               | .  | .    | .   |
| 7 Malcolm Hartzog Jr.   | 2  | 1                   | .   | 1     | .       | .                    | 1-0              | 1    | 1   | .               | .  | .    | .   |
| 42 Derek Wacker         | 2  | .                   | 1   | 1     | .       | .                    | .                | .    | .   | .               | .  | .    | .   |
| 45 Roger Gradney        | 1  | 1                   | .   | 1     | .       | .                    | .                | .    | .   | .               | .  | .    | .   |
| 54 Jacob Bower          | 2  | .                   | 1   | 1     | .       | .                    | .                | .    | .   | .               | .  | .    | .   |
| 18 Larry Tarver Jr.     | 1  | .                   | 1   | 1     | .       | .                    | .                | .    | .   | .               | .  | .    | .   |
| 17 Willis McGahee IV    | 2  | 1                   | .   | 1     | 1-3     | .                    | .                | .    | .   | .               | .  | .    | .   |
| 90 Jaylen George        | 2  | .                   | 1   | 1     | .       | .                    | .                | .    | .   | .               | .  | .    | .   |
| 95 Gabe Moore           | 1  | .                   | 1   | 1     | .       | .                    | .                | .    | .   | .               | .  | .    | .   |
| 22 Maverick Noonan      | 1  | .                   | 1   | 1     | .       | .                    | .                | .    | .   | 1-0             | .  | .    | .   |
| 92 Sua Lefotu           | 1  | .                   | 1   | 1     | 0.5-0   | 0.5-0                | .                | .    | .   | .               | .  | .    | .   |
| Totals                  | 2  | 53                  | 60  | 113   | 11-34   | 2-12                 | 1-0              | 9    | 6   | 2-0             | 1  | 1    | 1   |
| Opponents               | 2  | 68                  | 106 | 174   | 9-22    | 3-10                 | 0-0              | 4    | 3   | 1-1             | 3  | 0    | 0   |

## SPECIAL TEAMS TACKLES

[illegible]

## INDIVIDUAL DEFENSE GAME BY GAME

| PLAYER               | UA-A | TOTAL | CINCY | AKRON |
|----------------------|------|-------|-------|-------|
| DeShon Singleton     | 5-5  | 10    | 3-4   | 2-1   |
| Marques Buford Jr.   | 6-1  | 7     | 5-0   | 1-1   |
| Williams Nwaneri     | 3-4  | 7     | 2-4   | 1-0   |
| Javin Wright         | 2-5  | 7     | 1-4   | 1-1   |
| Andrew Marshall      | 3-3  | 6     | 2-3   | 1-0   |
| Dasan McCullough     | 3-3  | 6     | 1-3   | 2-0   |
| Rex Guthrie          | 2-4  | 6     | 1-2   | 1-2   |
| Cameron Lenhardt     | 1-5  | 6     | 0-3   | 1-2   |
| Vincent Shavers Jr.  | 3-2  | 5     | 1-2   | 2-0   |
| Donovan Jones        | 3-1  | 4     | 2-1   | 1-0   |
| Kade Pietrzak        | 3-1  | 4     | -     | 3-1   |
| Keona Davis          | 1-3  | 4     | 0-3   | 1-0   |
| Marques Watson-Trent | 1-2  | 3     | 0-2   | 1-0   |
| Brice Turner         | 2-0  | 2     | -     | 2-0   |
| Dylan Parrott        | 2-0  | 2     | -     | 2-0   |
| Justyn Rhett         | 1-1  | 2     | DNP   | 1-1   |
| Jamir Conn           | 1-1  | 2     | -     | 1-1   |
| Kahmir Prescott      | 1-1  | 2     | DNP   | 1-1   |
| Derek Branch         | 1-1  | 2     | 1-0   | 0-1   |
| Caleb Benning        | 1-1  | 2     | -     | 1-1   |
| Riley Van Poppel     | 0-2  | 2     | 0-1   | 0-1   |
| Elijah Jeudy         | 0-2  | 2     | -     | 0-2   |
| Pierce Mooberry      | 0-2  | 2     | DNP   | 0-2   |
| Malcolm Hartzog Jr.  | 1-0  | 1     | 1-0   | -     |
| Willis McGahee IV    | 1-0  | 1     | -     | 1-0   |
| Mekhi Nelson         | 1-0  | 1     | -     | 1-0   |
| Dawson Merritt       | 1-0  | 1     | -     | 1-0   |
| Tanner Terch         | 1-0  | 1     | DNP   | 1-0   |
| Michael Booker III   | 1-0  | 1     | -     | 1-0   |
| Roger Gradney        | 1-0  | 1     | DNP   | 1-0   |
| Ashton Murphy        | 1-0  | 1     | DNP   | 1-0   |
| Ceyair Wright        | 0-1  | 1     | -     | 0-1   |
| Larry Tarver Jr.     | 0-1  | 1     | DNP   | 0-1   |
| Maverick Noonan      | 0-1  | 1     | DNP   | 0-1   |
| Derek Wacker         | 0-1  | 1     | -     | 0-1   |
| Jacob Bower          | 0-1  | 1     | -     | 0-1   |
| Ethan Duda           | 0-1  | 1     | DNP   | 0-1   |
| Jaylen George        | 0-1  | 1     | -     | 0-1   |
| Sua Lefotu           | 0-1  | 1     | DNP   | 0-1   |
| Jordan Ochoa         | 0-1  | 1     | -     | 0-1   |
| Gabe Moore           | 0-1  | 1     | DNP   | 0-1   |
| Ashton Murphy        | 1-0  | 1     | DNP   | 1-11  |
| Sua Lefotu           | 0-1  | 0.5   | DNP   | 0.5-0 |
| Jordan Ochoa         | 0-1  | 0.5   | -     | 0.5-1 |

## INDIVIDUAL DEFENSE GAME BY GAME

| TFL               | UA-A | TOTAL | CINCY | AKRON  |
|-------------------|------|-------|-------|--------|
| Kade Pietrzak     | 2-0  | 2.0   | -     | 2.0-6  |
| Javin Wright      | 1-0  | 1.0   | 1.0-4 | -      |
| Andrew Marshall   | 1-0  | 1.0   | -     | 1.0-1  |
| Willis McGahee IV | 1-0  | 1.0   | -     | 1.0-3  |
| Rex Guthrie       | 1-0  | 1.0   | -     | 1.0-3  |
| Ashton Murphy     | 1-0  | 1.0   | DNP   | 1.0-11 |
| Riley Van Poppel  | 0-1  | 0.5   | -     | 0.5-1  |
| DeShon Singleton  | 0-1  | 0.5   | 0.5-1 | -      |
| Cameron Lenhardt  | 0-1  | 0.5   | -     | 0.5-0  |
| Justyn Rhett      | 0-1  | 0.5   | DNP   | 0.5-1  |
| Jamir Conn        | 0-1  | 0.5   | -     | 0.5-0  |
| Sua Lefotu        | 0-1  | 0.5   | DNP   | 0.5-0  |
| Jordan Ochoa      | 0-1  | 0.5   | -     | 0.5-1  |
| Williams Nwaneri  | 0-1  | 0.5   | 0.5-2 | -      |

| SACKS         | UA-A | TOTAL | CINCY | AKRON |
|---------------|------|-------|-------|-------|
| Ashton Murphy | 1-0  | 1     | DNP   | 1-11  |
| Sua Lefotu    | 0-1  | 0.5   | DNP   | 0.5-0 |
| Jordan Ochoa  | 0-1  | 0.5   | -     | 0.5-1 |

| INTERCEPTIONS       | NO.-YDS. | CINCY | AKRON |
|---------------------|----------|-------|-------|
| Malcolm Hartzog Jr. | 1-0      | 1-0   | -     |

| FORCED FUMBLES      | NO. | CINCY | AKRON |
|---------------------|-----|-------|-------|
| Vincent Shavers Jr. | 1   | 1     | -     |

| FUMBLE RETURNS   | NO. | CINCY | AKRON |
|------------------|-----|-------|-------|
| Maverick Noonan  | 1-0 | DNP   | 1-0   |
| Williams Nwaneri | 1-0 | 1-0   | -     |

## TEAM GAME BY GAME

| DATE    | OPPONENT         | ----RUSHING---- |            |          |           | ----RECEIVING---- |            |          |           | -----PASSING----- |            |          |           | ----KICK RET----- |            |          |           | ----PUNT RET----- |           |          |           | TOTAL<br>OFF. |
|---------|------------------|-----------------|------------|----------|-----------|-------------------|------------|----------|-----------|-------------------|------------|----------|-----------|-------------------|------------|----------|-----------|-------------------|-----------|----------|-----------|---------------|
|         |                  | NO.             | YDS        | TD       | LG        | NO.               | YDS        | TD       | LG        | CMP-ATT-INT       | YDS        | TD       | LG        | NO                | YDS        | TD       | LG        | NO                | YDS       | TD       | LG        |               |
| 8/28/25 | vs. Cincinnati   | 36              | 110        | 0        | 16        | 33                | 243        | 2        | 24        | 33-42-0           | 243        | 2        | 24        | 2                 | 33         | 0        | 21        | 2                 | 3         | 0        | 3         | 353           |
| 9/6/25  | Akron            | 33              | 234        | 5        | 47        | 32                | 494        | 4        | 41        | 32-40-0           | 494        | 4        | 41        | 2                 | 42         | 0        | 23        | 5                 | 92        | 0        | 39        | 728           |
|         | <b>Nebraska</b>  | <b>69</b>       | <b>344</b> | <b>5</b> | <b>47</b> | <b>65</b>         | <b>737</b> | <b>6</b> | <b>41</b> | <b>65-82-0</b>    | <b>737</b> | <b>6</b> | <b>41</b> | <b>4</b>          | <b>75</b>  | <b>0</b> | <b>23</b> | <b>7</b>          | <b>95</b> | <b>0</b> | <b>39</b> | <b>1081</b>   |
|         | <b>Opponents</b> | <b>66</b>       | <b>315</b> | <b>2</b> | <b>29</b> | <b>22</b>         | <b>131</b> | <b>0</b> | <b>19</b> | <b>22-48-1</b>    | <b>131</b> | <b>0</b> | <b>19</b> | <b>7</b>          | <b>145</b> | <b>0</b> | <b>33</b> | <b>0</b>          | <b>0</b>  | <b>0</b> | <b>0</b>  | <b>446</b>    |

| DATE    | OPPONENT       | -----TACKLES----- |     |     |         |        | ---SACKS--- | ---FUMBLE--- |      | INT-YDS | QBH | PBU | BLKD    | ---KICKS---XPTS----- |     |     | PTS OFF |  |
|---------|----------------|-------------------|-----|-----|---------|--------|-------------|--------------|------|---------|-----|-----|---------|----------------------|-----|-----|---------|--|
|         |                | SOL               | AST | TOT | TFL-YDS | NO-YDS | FF          | FR-YDS       | KICK |         |     |     | ATT-MAD | RUN                  | RCV | SAF | TO      |  |
| 8/28/25 | vs. Cincinnati | 20                | 32  | 52  | 2.0-7   | 0-0    | 1           | 1-0          | 1-0  | 1       | 5   | 0   | 2-2     | 0                    | 0   | 0   | 7       |  |
| 9/6/25  | Akron          | 33                | 28  | 61  | 9.0-27  | 2-12   | 0           | 1-0          | 0-0  | 5       | 4   | 1   | 9-9     | 0                    | 0   | 1   | 7       |  |
|         | Nebraska       | 53                | 60  | 113 | 11.0-34 | 2-12   | 1           | 2-0          | 1-0  | 6       | 9   | 1   | 11-11   | 0                    | 0   | 1   | 14      |  |
|         | Opponents      | 68                | 106 | 174 | 9.0-22  | 3-10   | 3           | 1-1          | 0-0  | 3       | 4   | 0   | 2-2     | 0                    | 0   | 0   | 0       |  |

| DATE    | OPPONENT       | PUNTING |     |      |    |     |    |    |     |     | FIELD GOALS |    |      | KICKOFFS |     |      |    |    |
|---------|----------------|---------|-----|------|----|-----|----|----|-----|-----|-------------|----|------|----------|-----|------|----|----|
|         |                | NO      | YDS | AVG  | LG | BLK | TB | FC | 50+ | 120 | ATT-MADE    | LG | BLKD | NO       | YDS | AVG  | TB | OB |
| 8/28/25 | vs. Cincinnati | 4       | 147 | 36.8 | 41 | 0   | 0  | 2  | 0   | 3   | 2-2         | 52 | 0    | 5        | 297 | 59.4 | 2  | 1  |
| 9/6/25  | Akron          | 0       | 0   | 0.0  | 0  | 0   | 0  | 0  | 0   | 0   | 1-1         | 35 | 0    | 11       | 682 | 62.0 | 4  | 1  |
|         | Nebraska       | 4       | 147 | 36.8 | 41 | 0   | 0  | 2  | 0   | 3   | 3-3         | 52 | 0    | 16       | 979 | 61.2 | 6  | 2  |
|         | Opponents      | 12      | 477 | 39.8 | 52 | 0   | 0  | 1  | 1   | 3   | 1-3         | 45 | 1    | 6        | 382 | 63.7 | 2  | 0  |



## OPPONENT GAME BY GAME

| DATE      | OPPONENT       | ----RUSHING---- |     |    |    | ----RECEIVING---- |     |    |    | -----PASSING----- |     |     |     | ----KICK RET----- |    |    |     | ----PUNT RET---- |    |    |     | TOTAL |    |      |
|-----------|----------------|-----------------|-----|----|----|-------------------|-----|----|----|-------------------|-----|-----|-----|-------------------|----|----|-----|------------------|----|----|-----|-------|----|------|
|           |                | NO.             | YDS | TD | LG | NO.               | YDS | TD | LG | CMP               | ATT | INT | YDS | TD                | LG | NO | YDS | TD               | LG | NO | YDS | TD    | LG | OFF. |
| 8/28/25   | vs. Cincinnati | 30              | 202 | 2  | 29 | 13                | 69  | 0  | 14 | 13                | 25  | 1   | 69  | 0                 | 14 | 1  | 20  | 0                | 20 | 0  | 0   | 0     | 0  | 271  |
| 9/6/25    | Akron          | 36              | 113 | 0  | 25 | 9                 | 62  | 0  | 19 | 9                 | 23  | 0   | 62  | 0                 | 19 | 6  | 125 | 0                | 33 | 0  | 0   | 0     | 0  | 175  |
| Opponents |                | 66              | 315 | 2  | 29 | 22                | 131 | 0  | 19 | 22                | 48  | 1   | 131 | 0                 | 19 | 7  | 145 | 0                | 33 | 0  | 0   | 0     | 0  | 446  |
|           | Nebraska       | 69              | 344 | 5  | 47 | 65                | 737 | 6  | 41 | 65                | 82  | 0   | 737 | 6                 | 41 | 4  | 75  | 0                | 23 | 7  | 95  | 0     | 39 | 1081 |

| DATE                  | OPPONENT       | -----TACKLES----- |     |     |         | SACKS  | ---FUMBLE--- |        | INT-YDS | QBH | PBU | BLKD<br>KICK | ---KICKS---XPTS----- |     |     | PTS OFF |    |
|-----------------------|----------------|-------------------|-----|-----|---------|--------|--------------|--------|---------|-----|-----|--------------|----------------------|-----|-----|---------|----|
|                       |                | SOL               | AST | TOT | TFL-YDS | NO-YDS | FF           | FR-YDS |         |     |     |              | ATT-MAD              | RUN | RCV | SAF     | TO |
| 8/28/25               | vs. Cincinnati | 24                | 84  | 108 | 6.0-16  | 3-10   | 2            | 0-0    | 0-0     | 3   | 2   | 0            | 2-2                  | 0   | 0   | 0       | 0  |
| 9/6/25                | Akron          | 44                | 22  | 66  | 3.0-6   | 0-0    | 1            | 1-1    | 0-0     | 0   | 2   | 0            | 0-0                  | 0   | 0   | 0       | 0  |
| Opponents<br>Nebraska |                | 68                | 106 | 174 | 9.0-22  | 3-10   | 3            | 1-1    | 0-0     | 3   | 4   | 0            | 2-2                  | 0   | 0   | 0       | 0  |
|                       |                | 53                | 60  | 113 | 11.0-34 | 2-12   | 1            | 2-0    | 1-0     | 6   | 9   | 1            | 11-11                | 0   | 0   | 1       | 14 |

| DATE             | OPPONENT       | -----PUNTING----- |            |             |           |          |          |          |          |          |          | ---FIELD GOALS--- |           |          | -----KICKOFFS----- |            |             |          |          |
|------------------|----------------|-------------------|------------|-------------|-----------|----------|----------|----------|----------|----------|----------|-------------------|-----------|----------|--------------------|------------|-------------|----------|----------|
|                  |                | NO                | YDS        | AVG         | LG        | BLK      | TB       | FC       | 50+      | 120      | ATT      | MADE              | LG        | BLKD     | NO                 | YDS        | AVG         | TB       | OB       |
| 8/28/25          | vs. Cincinnati | 4                 | 181        | 45.3        | 52        | 0        | 0        | 1        | 1        | 2        | 1        | 1                 | 45        | 0        | 4                  | 254        | 63.5        | 2        | 0        |
| 9/6/25           | Akron          | 8                 | 296        | 37.0        | 48        | 0        | 0        | 0        | 0        | 1        | 0        | 2                 | 0         | 1        | 2                  | 128        | 64.0        | 0        | 0        |
| <b>Opponents</b> |                | <b>12</b>         | <b>477</b> | <b>39.8</b> | <b>52</b> | <b>0</b> | <b>0</b> | <b>1</b> | <b>1</b> | <b>3</b> | <b>1</b> | <b>3</b>          | <b>45</b> | <b>1</b> | <b>6</b>           | <b>382</b> | <b>63.7</b> | <b>2</b> | <b>0</b> |
| <b>Nebraska</b>  |                | <b>4</b>          | <b>147</b> | <b>36.8</b> | <b>41</b> | <b>0</b> | <b>0</b> | <b>2</b> | <b>0</b> | <b>3</b> | <b>3</b> | <b>3</b>          | <b>52</b> | <b>0</b> | <b>16</b>          | <b>979</b> | <b>61.2</b> | <b>6</b> | <b>2</b> |

## TEAM COMPARISON

| OPPONENT       | SCORE        | 1ST DNS (RUN/PASS/PEN.)         | RUSHING              | PASSING                | PASS YDS       | TOTAL OFFENSE           | RET YDS        | T/O        |
|----------------|--------------|---------------------------------|----------------------|------------------------|----------------|-------------------------|----------------|------------|
| vs. Cincinnati | 20-17        | 23/16 (10/12; 13/3; 0/1)        | 36-110 /30-202       | 33-42-0/13-25-1        | 243 /69        | 78-353 / 55-271         | 36 / 20        | 0/2        |
| Akron          | 68-0         | 31/13 (9/7; 22/2; 0/4)          | 33-234/36-113        | 32-40-0/9-23-0         | 494/62         | 73-728/59-175           | 134/126        | 1/1        |
| <b>Totals</b>  | <b>88-17</b> | <b>54/29 (19/19; 35/5; 0/5)</b> | <b>69-344/66-315</b> | <b>65-82-0/22-48-1</b> | <b>737/131</b> | <b>151-1081/114-446</b> | <b>170/146</b> | <b>1/3</b> |

Note: Game totals are displayed in the format NEBRASKA/OPPONENT for each category

| OPPONENT       | 3RD DOWN          | 4TH DOWN       | TIME POSS          | MARGIN       | YDS/RUSH       | YDS/PASS       | YDS/PLAY       | PUNTING               | PENALTIES            | SACKS      |
|----------------|-------------------|----------------|--------------------|--------------|----------------|----------------|----------------|-----------------------|----------------------|------------|
| vs. Cincinnati | 10-18/3-10        | 1-2/2-2        | 39:30/20:30        | 19:00        | 3.1/6.7        | 5.8/2.8        | 4.5/4.9        | 4-36.8/4-45.3         | 3-27.0/4-20.0        | 0/3        |
| Akron          | 8-10/1-14         | 0-1/1-2        | 30:10/29:50        | 00:20        | 7.1/3.1        | 12.4/2.7       | 10.0/3.0       | 0-0.0/8-37.0          | 6-71.0/1-5.0         | 2/0        |
| <b>Totals</b>  | <b>18-28/4-24</b> | <b>1-3/3-4</b> | <b>69:40/50:20</b> | <b>19:20</b> | <b>5.0/4.8</b> | <b>9.0/2.7</b> | <b>7.2/3.9</b> | <b>4-36.8/12-39.8</b> | <b>9-98.0/5-25.0</b> | <b>2/3</b> |

Game totals are displayed in the format NEBRASKA/OPPONENT for each category

## NEBRASKA RED ZONE CHART

### NEBRASKA INSIDE OPPONENT RED-ZONE

| DATE    | OPPONENT                       | SCORE    | TIMES<br>IN RZ | TIMES<br>SCORED | PTS       | TOTAL RUSH<br>TDS | PASS<br>TDS | -----FGs-----<br>MADE MISS | ----- FAILED TO SCORE INSIDE RZ -----<br>DOWNS INT FUMB HALF GAME |
|---------|--------------------------------|----------|----------------|-----------------|-----------|-------------------|-------------|----------------------------|-------------------------------------------------------------------|
| 8/28/25 | vs. Cincinnati                 | W, 20-17 | 3              | 3               | 17        | 2                 | 0           | 2                          | 1 1 0 0 0 0                                                       |
| 9/6/25  | Akron                          | W, 68-0  | 9              | 7               | 45        | 6                 | 3           | 3                          | 1 1 1 0 1 0                                                       |
|         | <b>Totals 10 of 12 (83.3%)</b> |          | <b>12</b>      | <b>10</b>       | <b>62</b> | <b>8</b>          | <b>3</b>    | <b>5</b>                   | <b>2 2 1 0 1 0</b>                                                |

### OPPONENT INSIDE NEBRASKA RED-ZONE

| DATE    | OPPONENT                     | SCORE    | TIMES<br>IN RZ | TIMES<br>SCORED | PTS       | TOTAL RUSH<br>TDS | PASS<br>TDS | -----FGs-----<br>MADE MISS | ----- FAILED TO SCORE INSIDE RZ -----<br>DOWNS INT FUMB HALF GAME |
|---------|------------------------------|----------|----------------|-----------------|-----------|-------------------|-------------|----------------------------|-------------------------------------------------------------------|
| 8/28/25 | vs. Cincinnati               | W, 20-17 | 2              | 2               | 14        | 2                 | 2           | 0                          | 0 0 0 0 0 0                                                       |
| 9/6/25  | Akron                        | W, 68-0  | 1              | 0               | 0         | 0                 | 0           | 0                          | 0 1 0 0 0 0                                                       |
|         | <b>Totals 2 of 3 (66.7%)</b> |          | <b>3</b>       | <b>2</b>        | <b>14</b> | <b>2</b>          | <b>2</b>    | <b>0</b>                   | <b>0 1 0 0 0 0</b>                                                |

# NEBRASKA & OPPONENT LONG PLAYS & DRIVE INFORMATION

## LONG SEASON PLAYS (20 OR MORE YARDS)

|                | [-----NEBRASKA-----] |          |          |           | [-----OPPONENT-----] |          |          |          |
|----------------|----------------------|----------|----------|-----------|----------------------|----------|----------|----------|
|                | RUSH                 | PASS     | RET      | TOT       | RUSH                 | PASS     | RET      | TOT      |
| vs. Cincinnati | 0                    | 1        | 1        | 2         | 1                    | 0        | 1        | 2        |
| Akron          | 3                    | 8        | 3        | 14        | 1                    | 0        | 2        | 3        |
| <b>Totals</b>  | <b>3</b>             | <b>9</b> | <b>4</b> | <b>16</b> | <b>2</b>             | <b>0</b> | <b>3</b> | <b>5</b> |

## OPPONENT LONG PLAYS (5: 2 RUNS; 0 PASSES; 3 RETURNS)

| YDS | OPPONENT   | PLAY           | RESULT |
|-----|------------|----------------|--------|
| 33  | Akron      | KOR (Hills)    | 1st-10 |
| 29  | Cincinnati | Rush (Sorsby)  | 1st-10 |
| 25  | Akron      | Rush (Patrick) | 1st-10 |
| 22  | Akron      | KOR (Hills)    | 1st-10 |
| 20  | Cincinnati | KOR (Wilson)   | 1st-10 |

## LONG DRIVE SUPERLATIVES

|                     | NEBRASKA                 | OPPONENT                    |
|---------------------|--------------------------|-----------------------------|
| Most Yards (Result) | 89 vs. Akron (TD)        | 75 vs. Cincinnati (TD)      |
| Most Plays (Result) | 16 vs. Cincinnati (FG)   | 10 vs. Cincinnati (TD, INT) |
| Most Time (Result)  | 7:51 vs. Cincinnati (FG) | 4:13 vs. Cincinnati (FG)    |

## NEBRASKA LONG PLAYS (16; 3 RUNS; 9 PASSES; 4 RETURNS)

| YDS | OPPONENT   | PLAY                      | RESULT    |
|-----|------------|---------------------------|-----------|
| 47  | Akron      | Rush (Johnson)            | Touchdown |
| 41  | Akron      | Pass (Lateef-Nelson)      | 1st-10    |
| 39  | Akron      | PR (Barney)               | 1st-10    |
| 39  | Akron      | Pass (Raiola-Barney)      | 1st-10    |
| 39  | Akron      | Pass (Lateef-Mozee)       | 1st-10    |
| 38  | Akron      | Pass (Raiola-Barney)      | 1st-10    |
| 37  | Akron      | Pass (Raiola-Clark)       | Touchdown |
| 36  | Akron      | Pass (Raiola-Hunter)      | 1st-10    |
| 36  | Akron      | Rush (Johnson)            | 1st-10    |
| 28  | Akron      | Rush (Ives)               | Touchdown |
| 26  | Akron      | Pass (Raiola-Hunter)      | 1st-10    |
| 24  | Cincinnati | Pass (Raiola-Hunter)      | 1st-10    |
| 23  | Akron      | KOR (Williams)            | 1st-10    |
| 22  | Akron      | Pass (Raiola-Lindenmeyer) | 1st-10    |
| 23  | Akron      | PR (Barney)               | 1st-10    |
| 21  | Cincinnati | KOR (Williams)            | 1st-10    |

## GAME-OPENING DRIVES

|                | [-----NEBRASKA-----] |         |     | [-----OPPONENT-----] |         |     |
|----------------|----------------------|---------|-----|----------------------|---------|-----|
| OPPONENT       | PTS.                 | 1ST DWN | YDS | PTS.                 | 1ST DWN | YDS |
| vs. Cincinnati | 0                    | 1       | 12  | 0                    | 1       | 11  |
| Akron          | 7                    | 2       | 77  | 0                    | 1       | 27  |

## SECOND-HALF OPENING DRIVES

|                | [-----NEBRASKA-----] |         |     | [-----OPPONENT-----] |         |     |
|----------------|----------------------|---------|-----|----------------------|---------|-----|
| OPPONENT       | PTS.                 | 1ST DWN | YDS | PTS.                 | 1ST DWN | YDS |
| vs. Cincinnati | 0                    | 2       | 32  | 7                    | 4       | 57  |
| Akron          | 7                    | 2       | 52  | 0                    | 1       | 18  |



## NEBRASKA & OPPONENT SCORING DRIVES, MISCELLANEOUS STATS

### SCORING DRIVES

| GAME             | SCORING<br>DRIVES | [----TIME-----] |             | [---PLAYS---] |             | 5 OR LESS | 1 OR 0   |
|------------------|-------------------|-----------------|-------------|---------------|-------------|-----------|----------|
|                  |                   | TOT             | AVG.        | TOT           | AVG.        |           |          |
| vs. Cincinnati   | 4                 | 20:34:00        | 5:08        | 43            | 10.75       | 1         | 0        |
| Akron            | 11                | 20:56:00        | 1:54        | 53            | 4.82        | 7         | 1        |
| <b>TOTALS</b>    | <b>15</b>         | <b>41:30:00</b> | <b>2:46</b> | <b>43</b>     | <b>10.8</b> | <b>8</b>  | <b>1</b> |
| <b>OPPONENTS</b> | <b>3</b>          | <b>11:06:00</b> | <b>3:42</b> | <b>27</b>     | <b>9.0</b>  | <b>0</b>  | <b>0</b> |

### NEBRASKA POINTS OFF TURNOVERS

| GAME             | TOs GAINED                | TD       | FG-FGA     | PTS.      | (NU FUM./LOST, INT)       |
|------------------|---------------------------|----------|------------|-----------|---------------------------|
| vs. Cincinnati   | 2 (1/1 F/L, 1 INT)        | 1        | 0-0        | 7         | 0 (2/0 F/L, 0 INT)        |
| Akron            | 1 (2/1 F/L, 0 INT)        | 1        | 0-0        | 7         | 1 (1/1 F/L, 0 INT)        |
| <b>TOTAL</b>     | <b>3 (3/2 F/L, 1 INT)</b> | <b>2</b> | <b>0-0</b> | <b>14</b> | <b>1 (3/1 F/L, 0 INT)</b> |
| <b>OPPONENTS</b> | <b>1 (3/1 F/L, 0 INT)</b> | <b>0</b> | <b>0-0</b> | <b>0</b>  | <b>2 (3/2 F/L, 1 INT)</b> |

### PENALTY NUMBERS

|                             | NU PEN.-YDS.       | OPP. PEN.-YDS     |
|-----------------------------|--------------------|-------------------|
| vs. Cincinnati              | 3-27               | 4-20              |
| Akron                       | 6-71               | 1-5               |
| <b>TOTALS (AVG/PENALTY)</b> | <b>9-98 (10.9)</b> | <b>5-25 (5.0)</b> |
| <b>AVG/GAME</b>             | <b>4.5-49.0</b>    | <b>2.5-12.5</b>   |

### STARTING FIELD POSITION\*

| GAME           | NU AVG. START<br>(yards/drives/in 20/past 50) | OPP. AVG. START<br>(yards/drives/in 20/past 50) | NU DIFF.      |
|----------------|-----------------------------------------------|-------------------------------------------------|---------------|
| vs. Cincinnati | 28.7 (287/10/3/1)                             | 24.8 (248/10/3/0)                               | +3.9          |
| Akron          | 39.6 (554/14/1/3)                             | 22.0 (286/13/3/0)                               | + 17.6        |
| <b>TOTAL</b>   | <b>35.0 (841/24/4/4)</b>                      | <b>23.2 (534/23/6/0)</b>                        | <b>+ 11.8</b> |

\*does not include drives with time of 0:00 (i.e. defensive and special teams touchdowns, end of half turnovers, overtime, etc.)

### NEBRASKA SCORING DRIVES

| [----DRIVE---- |       |     |      |       |           |                                     |
|----------------|-------|-----|------|-------|-----------|-------------------------------------|
| OPPONENT       | PLAYS | YDS | TIME | SCORE | QTR./TIME | PLAY                                |
| Cincinnati     | 11    | 42  | 4:51 | 3-3   | 2nd/14:56 | Cunanan 52-yd. FG                   |
| Cincinnati     | 16    | 80  | 7:51 | 6-3   | 2nd/5:36  | Cunanan 22-yd. FG                   |
| Cincinnati     | 3     | 24  | 0:51 | 13-3  | 2nd/0:11  | Hunter 5-yd. pass from Raiola       |
| Cincinnati     | 13    | 67  | 7:01 | 20-13 | 4th/10:36 | Key 3-yd. pass from Raiola          |
| Akron          | 7     | 77  | 2:39 | 7-0   | 1st/12:17 | Johnson 47-yd. rush                 |
| Akron          | 0     | 0   | 0:00 | 9-0   | 1st/4:44  | Safety                              |
| Akron          | 4     | 4   | 0:50 | 12-0  | 1st/13:56 | Kunanan 35-yd. FG                   |
| Akron          | 8     | 59  | 3:44 | 19-0  | 2nd/8:17  | Johnson 4-yd. pass from Raiola      |
| Akron          | 7     | 89  | 3:38 | 26-0  | 2nd/2:08  | Clark 37-yd. pass from Raiola       |
| Akron          | 3     | 31  | 0:55 | 33-0  | 2nd/0:46  | Lindenmeyer 10-yd. pass from Raiola |
| Akron          | 6     | 52  | 1:25 | 40-0  | 3rd/10:49 | Johnson 6-yd. rush                  |
| Akron          | 4     | 78  | 1:30 | 47-0  | 3rd/5:58  | Key 12-yd. pass from Raiola         |
| Akron          | 5     | 74  | 2:21 | 54-0  | 3rd/2:37  | Ives 28-yd. rush                    |
| Akron          | 5     | 51  | 1:55 | 61-0  | 4th/13:01 | Nelson 1-yd. rush                   |
| Akron          | 4     | 43  | 1:59 | 68-0  | 4th/7:31  | Lateef 8-yd. rush                   |

### OPPONENT SCORING DRIVES

| [---DRIVE--- |       |     |      |       |           |                   |
|--------------|-------|-----|------|-------|-----------|-------------------|
| OPPONENT     | PLAYS | YDS | TIME | SCORE | QTR./TIME | PLAY              |
| Cincinnati   | 8     | 38  | 4:13 | 3-0   | 1st/4:47  | Rusnak 45-yd. FG  |
| Cincinnati   | 10    | 57  | 3:32 | 10-13 | 3rd/6:53  | Sorsby 7-yd. rush |
| Cincinnati   | 9     | 75  | 3:21 | 17-20 | 4th/7:15  | Sorsby 1-yd. rush |

# INDIVIDUAL CAREER/SEASON SUPERLATIVES

## SEASON AND CAREER, MOST PASSING YARDS

| PLAYER                     | 2025          | CAREER                   | 2025                       | CAREER                                     |
|----------------------------|---------------|--------------------------|----------------------------|--------------------------------------------|
| Jalyn Gramstad             | 2 vs. Akron   | 397-% at Mount Mary, '23 | 6 vs. Akron (Jones)        | 69 vs. Keiser, 2022                        |
| Heinrich Haarberg          |               | 199 vs. Michigan, '23    |                            | 72* vs. Purdue, '23 (Lloyd)                |
| TJ Lateef                  | 128 vs. Akron | Same                     | 41 vs. Akron (Nelson)      | Same                                       |
| Dylan Raiola               | 364 vs. Akron | Same                     | 39 vs. Cincinnati (Barney) | 59*, 59 vs. UTEP, '24 (Neyor), UNI (Lloyd) |
| *-Indicates touchdown pass |               | %-at Northwestern (Iowa) |                            |                                            |

## SEASON AND CAREER, LONGEST PASS

## SEASON AND CAREER, MOST RECEIVING YARDS

| PLAYER                       | 2025              | CAREER                             | 2025                       | CAREER                      |
|------------------------------|-------------------|------------------------------------|----------------------------|-----------------------------|
| Jacory Barney Jr.            | 132 vs. Akron     | Same                               | 39 vs. Akron (Raiola)      | 40 vs. UCLA, '24 (Raiola)   |
| Janiran Bonner               | 4 vs. Cincinnati  | 26 vs. UTEP, '24                   |                            | 14 vs. UTEP, '24 (Raiola)   |
| Quinn Clark                  | 37 vs. Akron      | Same                               | 37* vs. Akron (Raiola)     | Same                        |
| Heinrich Haarberg            | 9 vs. Akron       | 10 at Minnesota, '23               | 9 vs. Akron (Raiola)       | 10 at Minnesota, '23 (Sims) |
| Kwinten Ives                 | 7 vs. Akron       | Same                               | 7 vs. Akron (Raiola)       | Same                        |
| Emmett Johnson               | 27 vs. Cincinnati | 85 vs. Wisconsin, '24              | 9 vs. Cincinnati (Raiola)  | 29* at USC, '24 (Raiola)    |
| Nyziyah Hunter               | 82 vs. Akron      | 85-\$ at SMU, '24; Oregon St., '24 | 36 vs. Akron (Raiola)      | 60-\$ at SMU, '24           |
| Jeremiah Jones               | 6 vs. Akron       | None                               | 6 vs. Akron (Gramstad)     | None                        |
| Dane Key                     | 51 vs. Cincinnati | 145-# vs. Ohio, '24                | 18 vs. Akron (Raiola)      | 58-# vs. Clemson, '23       |
| Luke Lindenmeyer             | 47 vs. Cincinnati | Same                               | 22 vs. Akron (Raiola)      | Same                        |
| Roman Mangini                |                   | 11 vs. UTEP '24                    |                            | 11 vs. UTEP, '24 (Gramstad) |
| Mac Markway                  |                   | 8-! vs. Grambling, '23             |                            | 8-! vs. Grambling, '23      |
| Cortez Mills Jr.             | 13 vs. Cincinnati | None                               | 13 vs. Cincinnati (Raiola) | Same                        |
| Isaiah Mozee                 | 65 vs. Akron      | Same                               | 39 vs. Akron (Lateef)      | Same                        |
| Mekhi Nelson                 | 42 vs. Akron      | None                               | 41 vs. Akron (Lateef)      | Same                        |
| Carter Nelson                |                   | 48 vs. UNI, '24                    |                            | 24* vs. UNI, '24 (Raiola)   |
| D.J. Singleton               | -4 vs. Akron      | Same                               | -4 vs. Akron (Gramstad)    | Same                        |
| Keelan Smith                 | 15 vs. Akron      | Same                               | 15 vs. Akron (Lateef)      | Same                        |
| *-Indicates touchdown scored |                   | !-at LSU; #-at Kentucky; \$-at Cal |                            |                             |

## SEASON AND CAREER, LONGEST CATCH

## SEASON AND CAREER, MOST RUSHING YARDS

| PLAYER                        | 2025              | CAREER                                                        | 2025              | CAREER                       |
|-------------------------------|-------------------|---------------------------------------------------------------|-------------------|------------------------------|
| Jacory Barney Jr.             |                   | 66 at Purdue, '24                                             |                   | 31 at Purdue, '24            |
| Janiran Bonner                | 4 vs. Cincinnati  | 11 vs. Rutgers, '24                                           | 3 vs. Cincinnati  | 11* vs. Rutgers, '24         |
| Conor Booth                   | 6 vs. Akron       | Same                                                          | 4 vs. Akron       | Same                         |
| Jalyn Gramstad                |                   | 184 at Concordia, '22                                         |                   | 71 at Concordia, '22         |
| Heinrich Haarberg             | 4 vs. Cincinnati  | 157 vs. Louisiana Tech, '23                                   | 2 vs. Cincinnati  | 72 * vs. Louisiana Tech, '23 |
| Nyziyah Hunter                |                   | 6-\$ vs. Oregon St., '24                                      |                   | 6-\$ vs. Oregon St., '24     |
| Kwinten Ives                  | 34 vs. Akron      | Same                                                          | 28* vs. Akron     | Same                         |
| Dane Key                      |                   | -2-# Iowa, '22                                                |                   | -2-# Iowa, '22               |
| Emmett Johnson                | 140 vs. Akron     | Same                                                          | 47* vs. Akron     | Same                         |
| T.J. Lateef                   | 17 vs. Akron      | Same                                                          | 9 vs. Akron       | Same                         |
| Luke Lindenmeyer              |                   | -2 at Colorado, '23                                           |                   | -1 at Colorado, '23          |
| Cortez Mills Jr.              |                   | None                                                          |                   | None                         |
| Isaiah Mozee                  | -2 vs. Cincinnati | None                                                          | -2 vs. Cincinnati | None                         |
| Carter Nelson                 |                   | -1 at Iowa, '24                                               |                   | -1 at Iowa, '24              |
| Mekhi Nelson                  | 11 vs. Akron      | Same                                                          | 6 vs. Akron       | Same                         |
| Dylan Raiola                  | 13 vs. Akron      | 31 at Ohio State, '24                                         | 9 vs. Cincinnati  | 38 at Ohio State, '24        |
| Kenneth Williams              | 15 vs. Akron      | Same                                                          | 15 vs. Akron      | Same                         |
| *-Indicates touchdown scored; |                   | %-at Northwestern (Iowa); !-at LSU; #-at Kentucky; \$-at Cal; |                   |                              |





## INDIVIDUAL CAREER/SEASON SUPERLATIVES

### SEASON AND CAREER, MOST TACKLES, TFLS AND SACKS

| PLAYER               | TACKLES (2025)          | CAREER                           | TFL (2025)         | CAREER                                   | SACKS (2025)  | CAREER                   |
|----------------------|-------------------------|----------------------------------|--------------------|------------------------------------------|---------------|--------------------------|
| Caleb Benning        | 2 vs. Akron             | 3 vs. Boston College, '24        |                    | none                                     |               | none                     |
| Michael Booker III   | 1 vs. Akron             | Same                             |                    | none                                     |               | none                     |
| Jacob Bower          |                         | 1 vs. UNI, '24                   |                    | none                                     |               | none                     |
| Derek Branch         | 1 vs. Cincinnati; Akron | 2 vs. UNI, '24                   |                    | 0.5 vs. UNI, '24                         |               | none                     |
| Mario Buford         |                         | 3 vs. UNI, '24                   |                    | none                                     |               | none                     |
| Marques Buford Jr.   | 5 vs. Cincinnati        | 10 at Wisconsin, '23             |                    | 1.5 at Wisconsin, '23                    |               | 1.0 vs. Maryland, '23    |
| Jeremiah Charles     |                         | 2 vs. UCLA; vs. Wis., '24        |                    | none                                     |               | none                     |
| Jamir Conn           | 2 vs. Akron             | 9-* vs. Youngstown St., '24      | 0.5 vs. Akron      | 1.0 at Idaho, '23; at Missouri St., '24  |               | none                     |
| Keona Davis          | 3 vs. Cincinnati        | Same                             |                    | 1.0 at Purdue, '24                       |               | none                     |
| Ethan Duda           | 1 vs. Akron             | Same                             |                    | none                                     |               | none                     |
| Kevin Gallic         |                         | 1^^ 4x, last vs. URI, '24        |                    | none                                     |               | none                     |
| Vincent Genatone     |                         | 1 vs. Butler-^, '23, Wis., '24   |                    | none                                     |               | none                     |
| Jaylen George        | 1 vs. Akron             | 6-& vs. Furman '24               |                    | 2.0-& vs. NDSU, Citadel '24              |               | 1.5-& vs. Citadel '24    |
| Mason Goldman        |                         | 2 vs. UTEP; vs. UNI, '24         |                    | 1.0 vs. UTEP, '24                        |               | 1.0 vs. UTEP, '24        |
| Roger Gradney        | 1 vs. Akron             | same                             |                    | none                                     |               | none                     |
| Rex Guthrie          | 3 vs. Cin.; vs. Akron   | same                             | 1.0 vs. Akron      | none                                     |               | none                     |
| Malcolm Hartzog      | 1 vs. Cincinnati        | 6 at Colorado, '23; at USC, '24  |                    | 2.0 at Iowa, '24                         |               | none                     |
| Blye Hill            |                         | 4-@ vs. Duquesne, '23            |                    | 1.0 vs. Merrimack, '23                   |               | none                     |
| David Hoffken        |                         | none                             |                    | none                                     |               | none                     |
| Elijah Jeudy         | 2 vs. Akron             | 3 vs. Wisconsin, '24             |                    | 1.0 vs. NW, '23; Rutgers, '24            |               | none                     |
| Donovan Jones        | 3 vs. Cincinnati        | 3 vs. BC, '24; vs. Cincy         |                    | 1.0 vs. BC, '24                          |               | none                     |
| Sua Lefotu           | 1 vs. Akron             | 2 vs. Michigan, '23              | 0.5 vs. Akron      | Same                                     | 0.5 vs. Akron | Same                     |
| Cameron Lenhardt     | 3 vs. Cincinnati; Akron | 4 at Michigan State, '23         | 0.5 vs. Akron      | 2.0 at Colorado, '23                     |               | 2.0 at Colorado, '23     |
| Andrew Marshall      | 5 vs. Cincinnati        | 9-% at Oregon, '24               | 1.0 vs. Akron      | 1.0 vs. No. Arizona, '24; Akron          |               | none                     |
| Dasan McCullough     | 4 vs. Cincinnati        | 8-@@ at Rutgers, '22             |                    | 2.0-@@ vs. Idaho, '22                    |               | 2.0-@@ vs. Idaho, '22    |
| Dawson Merritt       | 1 vs. Akron             | Same                             |                    | none                                     |               | none                     |
| Willis McGahee IV    | 1 vs. Akron             | 4 vs. Boston College, '24        | 1.0 vs. Akron      | 1.0 vs. Colorado, '24                    |               | 1.0 vs. Colorado, '24    |
| Gabe Moore           | 1 vs. Akron             | Same                             |                    | none                                     |               | none                     |
| Pierce Mooberry      | 2 vs. Akron             | Same                             |                    | none                                     |               | none                     |
| Austin Murphy        | 1 vs. Akron             | Same                             | 1.0 vs. Akron      | Same                                     | 1.0 vs. Akron | Same                     |
| Maverick Noonan      | 1 vs. Akron             | 1 vs. UTEP, '24; Akron           |                    | 1.0 vs. UTEP, '24                        |               | none                     |
| Williams Nwaneri     | 6 vs. Cincinnati        | Same                             | 0.5 vs. Cincinnati | 1.0-% vs. UMass, '24                     |               | 1.0-% vs. UMass, '24     |
| Jordan Ochoa         | 1.0 vs. Akron           | Same                             | 0.5 vs. Akron      | none                                     | 0.5 vs. Akron | none                     |
| Kade Pietrzak        | 4 vs. Akron             | Same                             | 2.0 vs. Akron      | none                                     |               | none                     |
| Dylan Parrott        | 2 vs. Akron             | Same                             |                    | none                                     |               | none                     |
| Kahmir Prescott      | 2 vs. Akron             | Same                             |                    | none                                     |               | none                     |
| Justyn Rhett         | 2 vs. Akron             | Same                             | 0.5 vs. Akron      | none                                     |               | none                     |
| Dylan Rogers         |                         | 1 vs. Colorado, '24              |                    | none                                     |               | none                     |
| Amare Sanders        |                         | 2 vs. UNI, '24                   |                    | none                                     |               | none                     |
| Gage Stenger         |                         | 2 vs. Illinois, '24              |                    | none                                     |               | none                     |
| Rahmir Stewart       |                         | 2 vs. UTEP; vs. UNI, '24         |                    | none                                     |               | none                     |
| Vincent Shavers      | 3 vs. Cincinnati        | 6 vs. Boston College, '24        |                    | Same                                     |               | 1.0 vs. BC, '24          |
| DeShon Singleton     | 7 vs. Cincinnati        | 10 at Ohio State, '24            | 0.5 vs. Cincinnati | 1.5 vs. Louisiana Tech, '23              |               | none                     |
| Larry Tarver Jr.     | 1 vs. Akron             | Same                             |                    | none                                     |               | none                     |
| Tanner Terch         | 1 vs. Akron             | Same                             |                    | none                                     |               | none                     |
| Brice Turner         | 2 vs. Akron             | Same                             |                    | none                                     |               | none                     |
| Riley Van Poppel     | 1 vs. Cincinnati; Akron | 1 9x, last vs. Akron             | 0.5 vs. Akron      | 0.5 at Colorado, '23; Akron              |               | 0.5 at Colorado, '23     |
| Derek Wacker         | 1 vs. Akron             | Same                             |                    | none                                     |               | none                     |
| Marques Watson-Trent | 2 vs. Cincinnati        | 16-## South Alabama, '22         |                    | 3.0-## vs. ULM, '23                      |               | 1.5-## James Madison '24 |
| Ceyair Wright        | 1 vs. Akron             | 6 vs. Ill.; at Ind., '24         |                    | 1.0 (2x) vs. SJSU-\$, '23; vs. Ill., '24 |               | 1.0 vs. Illinois, '24    |
| Javin Wright         | 5 vs. Cincinnati        | 8 vs. Maryland, '23; vs. BC, '24 | 1.0 vs. Cincinnati | 1.0 at Ohio State, '23, Cincy            |               | 0.5 vs. Iowa, '23        |

\$-USC; ^-Montana; @-Saint Francis; %-Missouri & East Tennessee State; \*-Southern Illinois; !!-Oklahoma; @@-Indiana ##-Georgia Southern; %%-Idaho; ^^--New Hampshire; &&-Georgia

## NEBRASKA STATISTICAL HIGHS AND LOWS

| NEBRASKA TOTALS             | HIGHS                   | LOWS               |
|-----------------------------|-------------------------|--------------------|
| Points Scored               | 68 vs. Akron            | 20 vs. Cincinnati  |
| First Downs                 | 31 vs. Akron            | 23 vs. Cincinnati  |
| Rushing Attempts            | 36 vs. Cincinnati       | 33 vs. Akron       |
| Rushing Yards               | 234 vs. Akron           | 110 vs. Cincinnati |
| Passes Attempted            | 42 vs. Cincinnati       | 40 vs. Akron       |
| Passes Completed            | 33 vs. Cincinnati       | 32 vs. Akron       |
| Had Intercepted             | 0 vs. Cincinnati; Akron |                    |
| Passing Yards               | 494 vs. Akron           | 243 vs. Cincinnati |
| Total Plays                 | 78 vs. Cincinnati       | 73 vs. Akron       |
| Total Yards                 | 728 vs. Akron           | 353 vs. Cincinnati |
| Possession Time             | 39:30 vs. Cincinnati    | 30:10 vs. Akron    |
| Fumbles                     | 2 vs. Cincinnati        | 1 vs. Akron        |
| Fumbles Lost                | 1 vs. Akron             | 0 vs. Cincinnati   |
| Turnovers                   | 1 vs. Akron             | 0 vs. Cincinnati   |
| Turnover Margin             | +2 vs. Cincinnati       | 0 vs. Akron        |
| Penalties                   | 6 vs. Akron             | 3 vs. Cincinnati   |
| Yards Penalized             | 71 vs. Akron            | 27 vs. Cincinnati  |
| Sacks By-Yards Lost         | 2-12 vs. Akron          | 0-0 vs. Cincinnati |
| Team Tackles for Loss-Yards | 9-27 vs. Akron          | 2-7 vs. Cincinnati |

### NEBRASKA INDIVIDUAL OFFENSIVE HIGHS

|                             |                                                           |
|-----------------------------|-----------------------------------------------------------|
| Most Rushing Attempts       | 25; Emmett Johnson vs. Cincinnati                         |
| Most Net Rushing Yards      | 141; Emmett Johnson vs. Akron                             |
| Most Rushing TDs            | 2; Emmett Johnson vs. Akron                               |
| Longest TD Run              | 47; Emmett Johnson vs. Akron                              |
| Longest Run, No TD          | 36; Emmett Johnson vs. vs. Akron                          |
| Most Pass Attempts          | 42; Dylan Raiola vs. Cincinnati                           |
| Most Completed Passes       | 33; Dylan Raiola vs. Cincinnati                           |
| Most Passing Yards          | 364; Dylan Raiola vs. Akron                               |
| Most Passing TDs            | 4; Dylan Raiola vs. Akron                                 |
| Longest TD Pass             | 37; Dylan Raiola to Quinn Clark vs. Akron                 |
| Longest Pass, No TD         | 41; T.J. Lateef to Mekhi Nelson vs. Akron                 |
| Most Pass Receptions        | 7; Emmett Johnson vs. Cincinnati; Jacory Barney vs. Akron |
| Most Receiving Yards        | 132; Jacory Barney vs. Akron                              |
| Most TD Receptions          | 1; Six players                                            |
| Most Total Offense Attempts | 46; Dylan Raiola vs. Cincinnati                           |
| Most Total Offense Yards    | 377; Dylan Raiola vs. Akron                               |
| Most All-Purpose Attempts   | 32; Emmett Johnson vs. Cincinnati                         |
| Most All-Purpose Yards      | 219; Jacory Barney vs. Akron                              |
| Most Touchdowns Scored      | 3; Emmett Johnson vs. Akron                               |

### NEBRASKA INDIVIDUAL SPECIAL TEAMS HIGHS

|                                   |                                    |
|-----------------------------------|------------------------------------|
| Most Field Goals Attempted        | 2; Kyle Cunanan vs. Cincinnati     |
| Most Field Goals Made             | 2; Kyle Cunanan vs. Cincinnati     |
| Longest Field Goal Made           | 52; Kyle Cunanan vs. Cincinnati    |
| Longest Field Goal Attempted      | 52; Kyle Cunanan vs. Cincinnati    |
| Longest Punt Return, TD           | None                               |
| Longest Punt Return, No TD        | 39; Jacory Barney vs. Akron        |
| Most Punt Return Yardage          | 87; Jacory Barney vs. Akron        |
| Longest Kickoff Return, TD        | None                               |
| Longest Kickoff Return, No TD     | 23; Kenneth Williams vs. Akron     |
| Most Kickoff Return Yardage       | 42; Kenneth Williams vs. Akron     |
| Longest Blocked Punt, TD          | None                               |
| Longest Blocked Field Goal Return | None                               |
| Most Punts                        | 4; Archie Wilson vs. Cincinnati    |
| Highest Punting Average           | 36.8; Archie Wilson vs. Cincinnati |
| Longest Punt                      | 41; Archie Wilson vs. Cincinnati   |
| Most Blocked Field Goals          | None                               |
| Most Blocked Punts                | None                               |
| Most Blocked PAT                  | None                               |

### NEBRASKA INDIVIDUAL DEFENSIVE HIGHS

|                                    |                                                               |
|------------------------------------|---------------------------------------------------------------|
| Most Total Tackles                 | 7; Deshon Singleton vs. Cincinnati                            |
| Most Solo Tackles                  | 5; Marques Buford Jr. vs. Cincinnati                          |
| Most Tackles for Loss              | 2.0; Kade Pietrak vs. Akron (6 yards)                         |
| Most Yards Lost                    | 11; Austin Murphy vs. Akron (1.0 TFL)                         |
| Most Quarterback Sacks             | 1; Austin Murphy vs. Akron (11 yards)                         |
| Most Yards Lost                    | 11; Austin Murphy vs. Akron (1 sack)                          |
| Most Pass Breakups                 | 1; Nine times                                                 |
| Most Interceptions                 | 1; Malcolm Hartzog Jr. vs. Kentucky                           |
| Longest Interception TD Return     | None                                                          |
| Longest Interception Return, No TD | 0; Malcolm Hartzog Jr. vs. Kentucky                           |
| Longest Fumble TD Return           | None                                                          |
| Longest Fumble Return, No TD       | 1; Williams Nwaneri vs. Cincinnati; Maverick Noonan vs. Akron |

## OPPONENT STATISTICAL HIGHS AND LOWS

| OPPONENT TOTALS             | HIGHS                       | LOWS                 |
|-----------------------------|-----------------------------|----------------------|
| Points Scored               | 17 vs. Cincinnati           | 0 vs. Akron          |
| First Downs                 | 16 vs. Cincinnati           | 13 vs. Akron         |
| Rushing Attempts            | 36 vs. Akron                | 30 vs. Cincinnati    |
| Rushing Yards               | 202 vs. Cincinnati          | 113 vs. Akron        |
| Passes Attempted            | 25 vs. Cincinnati           | 23 vs. Akron         |
| Passes Completed            | 13 vs. Cincinnati           | 9 vs. Akron          |
| Had Intercepted             | 1 vs. Cincinnati            | 0 vs. Akron          |
| Passing Yards               | 69 vs. Cincinnati           | 62 vs. Akron         |
| Total Plays                 | 59 vs. Akron                | 55 vs. Cincinnati    |
| Total Yards                 | 271 vs. Cincinnati          | 175 vs. Akron        |
| Possession Time             | 29:50 vs. Akron             | 20:30 vs. Cincinnati |
| Fumbles                     | 2 vs. Akron                 | 1 vs. Cincinnati     |
| Fumbles Lost                | 1 vs. Cincinnati; vs. Akron |                      |
| Turnovers                   | 2 vs. Cincinnati            | 1 vs. Akron          |
| Turnover Margin             | 0 vs. Akron                 | -2 vs. Cincinnati    |
| Penalties                   | 4 vs. Cincinnati            | 1 vs. Akron          |
| Yards Penalized             | 20 vs. Cincinnati           | 5 vs. Akron          |
| Sacks By-Yards Lost         | 3-10 vs. Cincinnati         | 0-0 vs. Akron        |
| Team Tackles for Loss-Yards | 6.0-16 vs. Cincinnati       | 3.0-6 vs. Akron      |

### OPPONENT INDIVIDUAL HIGHS

|                       |                                 |
|-----------------------|---------------------------------|
| Most Rushing Yards    | 96; Brendan Sorsby (Cincinnati) |
| Most Rushing Attempts | 13; Brendan Sorsby (Cincinnati) |
| Most Yards Passing    | 69; Brendan Sorsby (Cincinnati) |
| Most Passing Attempts | 25; Brendan Sorsby (Cincinnati) |
| Most Pass Completions | 13; Brendan Sorsby (Cincinnati) |
| Most Pass Receptions  | 5; Cyrus Allen (Cincinnati)     |
| Most Yards Receiving  | 41; Cyrus Allen (Cincinnati)    |

### OPPONENT INDIVIDUAL LONGEST PLAYS

|                     |                                           |
|---------------------|-------------------------------------------|
| Rush                | 29; Brendan Sorsby (Cincinnati)           |
| Pass                | 19; Ben Finley to Marcel Williams (Akron) |
| Field Goal          | 45; Scott Rusnak (Cincinnati)             |
| Punt Return         | None                                      |
| Kickoff Return      | 33; Brandon Hills (Akron)                 |
| Fumble Return       | 1; Cyrus Durham (Akron)                   |
| Interception Return | None                                      |
| Punt                | 52; Max Fletcher (Cincinnati)             |

\*-Indicates touchdown scored

|                                                                                   |                                                                                                       |
|-----------------------------------------------------------------------------------|-------------------------------------------------------------------------------------------------------|
|  | <b>GAME 1</b><br>Aug. 28, 2025<br>GEHA Field at Arrowhead<br><b>Attend:</b> 72,884<br><b>TV:</b> ESPN |
| <b>NEBRASKA</b> (1-0)                                                             | <b>20</b>                                                                                             |
| <b>CINCINNATI</b> (0-1)                                                           | <b>17</b>                                                                                             |

**SCORING BY QUARTERS**

| Team       | 1st | 2nd | 3rd | 4th | Total |
|------------|-----|-----|-----|-----|-------|
| Nebraska   | 0   | 13  | 0   | 7   | 20    |
| Cincinnati | 3   | 0   | 7   | 7   | 17    |

**SCORING SUMMARY**

| Qtr. | Time  | Team | Scoring Play                                                             |
|------|-------|------|--------------------------------------------------------------------------|
| 1st  | 04:47 | CIN  | Rusnak 45 yd FG<br>8-38 4:13 NEB 0, UC 3                                 |
| 2nd  | 14:56 | NEB  | Cunanan 52 yd FG<br>11-42 4:51 NEB 3, UC 3                               |
| 2nd  | 05:36 | NEB  | Cunanan 22 yd FG<br>16-80 7:51 NEB 6, UC 3                               |
| 2ns  | 00:11 | NEB  | Hunter 5-yd catch from D.Raiola (Cunanan kick)<br>3-24 0:51 NEB 13, UC 3 |
| 3rd  | 06:53 | CIN  | Sorsby 7 yd rush (Rusnak kick)<br>10-57 3:32 NEB 13, UC 10               |
| 4th  | 10:36 | NEB  | Key 3-yd catch from Raiola (Cunanan kick)<br>13-67 7:01 NEB 20, UC 10    |
| 4th  | 07:15 | CIN  | Sorsby 1 yd rush (Rusnak kick)<br>9-75 3:21 NEB 20, UC 17                |

**TEAM STATISTICS**

|                            | NEB     | UC      |
|----------------------------|---------|---------|
| FIRST DOWNS                | 23      | 16      |
| RUSHES-YARDS (NET)         | 36-110  | 30-202  |
| PASSING-YARDS (NET)        | 243     | 69      |
| Passes Att-Comp-Int        | 42-33-0 | 25-13-1 |
| TOTAL OFFENSE PLAYS-YARDS  | 78-353  | 55-271  |
| Fumble Returns-Yards       | 1-0     | 0-0     |
| Punt Returns-Yards         | 2-3     | 0-0     |
| Kickoff Returns-Yards      | 2-33    | 1-20    |
| Interception Returns-Yards | 1-0     | 0-0     |
| Punts (Number-Avg)         | 4-36.8  | 4-45.3  |
| Fumbles-Lost               | 2-0     | 1-1     |
| Penalties-Yards            | 3-27    | 4-20    |
| Possession Time            | 39:30   | 20:30   |
| Third-Down Conversions     | 10-18   | 3-10    |
| Fourth-Down Conversions    | 1-2     | 2-2     |
| Red-Zone Scores-Chances    | 3-3     | 2-2     |
| Sacks By: Number-Yards     | 0-0     | 3-10    |

**INDIVIDUAL STATISTICS**

**RUSHING: NEB:** Emmett Johnson 25-108; Heinrich Haarberg 2-4; Janiran Bonner 2-4; Mekhi Nelson 1-0; Dylan Raiola 4-1; Isaiah Mozee 1-2; TEAM 1-3. **UC:** Brendan Sorsby 13-96; Tawee Walker 7-53; Evan Pryor 5-29; Cyrus Allen 2-18; Chance Williams 1-5; Manny Covey 1-1

**PASSING: NEB:** Dylan Raiola 33-42-0-243-2. **UC:** Brendan Sorsby 13-25-1-69-0

**RECEIVING: NEB:** Emmett Johnson 7-27; Nyziah Hunter 6-65; Dane Key 6-51; Luke Lindenmeyer 5-47; Jacory Barney Jr. 5-27; Cortez Mills Jr. 1-13; Quinn Clark 1-7; Janiran Bonner 1-4; Isaiah Mozee 1-2. **UC:** Cyrus Allen 5-41; Joe Royer 3-11; Patrick Gurd 1-6; Caleb Goodie 1-5; Jeff Caldwell 1-5; Evan Pryor 1-5; Tawee Walker 1-4

**INTERCEPTIONS: UC:** None. **NEB** Malcolm Hartzog Jr. 1-0;

**FUMBLES: UC:** Caleb Goodie 1-1. **NEB** Janiran Bonner 1-0; Dylan Raiola 1-0

**TACKLE LEADERS: NEB:** DeShon Singleton 3-4; **UC** Jake Golday 2-10

|                                                                                   |                                                                                               |
|-----------------------------------------------------------------------------------|-----------------------------------------------------------------------------------------------|
|  | <b>GAME 2</b><br>Sept. 6, 2025<br>Memorial Stadium<br><b>Attend:</b> 86,439<br><b>TV:</b> BTN |
| <b>AKRON</b> (0-2)                                                                | <b>0</b>                                                                                      |
| <b>NEBRASKA</b> (2-0)                                                             | <b>68</b>                                                                                     |

**SCORING BY QUARTERS**

| Team     | 1st | 2nd | 3rd | 4th | Total |
|----------|-----|-----|-----|-----|-------|
| Akron    | 0   | 0   | 0   | 0   | 0     |
| Nebraska | 9   | 24  | 21  | 14  | 68    |

**SCORING SUMMARY**

| Qtr. | Time  | Team | Scoring Play                                                                   |
|------|-------|------|--------------------------------------------------------------------------------|
| 1st  | 12:17 | NEB  | Johnson 47 yd rush (Cunanan kick)<br>7-77, 02:39 AKR 0, NEB 7                  |
| 1st  | 04:44 | NEB  | Pietrzak safety<br>0-0 AKR 0, NEB 9                                            |
| 2nd  | 13:56 | NEB  | Cunanan 35 yd FG<br>4-4, 00:50 AKR 0, NEB 12                                   |
| 2nd  | 08:17 | NEB  | Johnson 4 yd pass from Raiola (Cunanan kick)<br>8-59, 03:44 AKR 0, NEB 19      |
| 2nd  | 02:08 | NEB  | Clark 37 yd pass from Raiola (Cunanan kick)<br>7-89, 03:38 AKR 0, NEB 26       |
| 2nd  | 00:46 | NEB  | Lindenmeyer 10 yd pass from Raiola (Cunanan kick)<br>3-31, 00:55 AKR 0, NEB 33 |
| 3rd  | 10:49 | NEB  | Johnson 6 yd rush (Cunanan kick)<br>6-52, 01:25 AKR 0, NEB 40                  |
| 3rd  | 05:58 | NEB  | Key 12 yd pass from Raiola (Cunanan kick)<br>4-78, 01:30 AKR 0, NEB 47         |
| 3rd  | 02:37 | NEB  | Ives 28 yd rush (Cunanan kick)<br>5-74, 02:21 AKR 0, NEB 54                    |
| 4th  | 13:01 | NEB  | Nelson 1 yd rush (Cunanan kick)<br>5-51, 01:55 AKR 0, NEB 61                   |
| 4th  | 07:31 | NEB  | Lateef 8 yd rush (Cunanan kick)<br>4-43, 01:59 AKR 0, NEB 68                   |

**TEAM STATISTICS**

|                            | AKRON  | NEB     |
|----------------------------|--------|---------|
| FIRST DOWNS                | 13     | 30      |
| RUSHES-YARDS (NET)         | 36-113 | 33-234  |
| PASSING-YARDS (NET)        | 62     | 494     |
| Passes Att-Comp-Int        | 23-9-0 | 40-32-0 |
| TOTAL OFFENSE PLAYS-YARDS  | 59-175 | 73-728  |
| Fumble Returns-Yards       | 1-1    | 1-0     |
| Punt Returns-Yards         | 0-0    | 5-92    |
| Kickoff Returns-Yards      | 6-125  | 2-42    |
| Interception Returns-Yards | 0-0    | 0-0     |
| Punts (Number-Avg)         | 8-37.0 | 0-0     |
| Fumbles-Lost               | 2-1    | 1-1     |
| Penalties-Yards            | 1-5    | 6-71    |
| Possession Time            | 29:50  | 30:10   |
| Third-Down Conversions     | 1-14   | 8-10    |
| Fourth-Down Conversions    | 1-2    | 0-1     |
| Red-Zone Scores-Chances    | 0-1    | 7-9     |
| Sacks By: Number-Yards     | 0-0    | 2-12    |

**INDIVIDUAL STATISTICS**

**RUSHING: AKR:** Sean Patrick 12-64; Jordan Gant 8-31; Marquese Williams 6-24; Ben Finley 3-2; Michael Johnson Jr. 7-8. **NEB:** Emmett Johnson 14-140; Kwinten Ives 4-34; TJ Lateef 2-17; Kenneth Williams 1-15; Dylan Raiola 3-13; Mekhi Nelson 5-11; Conor Booth 2-6; Heinrich Haarberg 1-0; TEAM 1-2

**PASSING: AKR:** Ben Finley 7-21-0-54-0; Michael Johnson Jr. 2-2-0-8-0. **NEB:** Dylan Raiola 24-31-0-364-4; TJ Lateef 6-7-0-128-0; JalyN Gramstad 2-2-0-2-0.

**RECEIVING: AKR:** Marcel Williams 2-28; Myles Walker 2-0; Cameron Montiero 1-16; Tim Grear Jr. 1-9; Kyan Mason 1-6; Israel Polk 1-4; Conner Cravaack 1-1. **NEB:** Jacory Barney Jr. 7-132; Nyziah Hunter 4-82; Isaiah Mozee 3-65; Mekhi Nelson 3-52; Luke Lindenmeyer 3-44; Dane Key 3-35; Emmett Johnson 2-7; Quinn Clark 1-37; Keelan Smith 1-15; Heinrich Haarberg 1-9; Kwinten Ives 1-7; Cortez Mills Jr. 1-7; Jeremiah Jones 1-6; DJ Singleton Jr. 1-4

**INTERCEPTIONS: AKR:** None. **NEB** None

**FUMBLES: AKR:** Brandon Hills 1-0, Michael Johnson Jr. 1-1.

**NEB** Emmett Johnson 1-1

**TACKLE LEADERS: AKR:** Shammond Cooper 7-2; **NEB** Kade Pietrzak 3-1